

NEW ORLEANS PELICANS
NEW ORLEANS PELICANS
NEW ORLEANS PELICANS



NEW ORLEANS PELICANS

MEDIA GUIDE

2022-23



LET'S GO PELS
LET'S GO PELS
LET'S GO PELS



2022-23 SEASON SCHEDULE

SEAT GEEK

*ALL TIMES CENTRAL | HOME GAMES IN BLUE

OCTOBER

10/4	@ CHICAGO	7:00 PM	
10/7	vs DETROIT	7:00 PM	
10/9	@ SAN ANTONIO	6:00 PM	
10/12	@ MIAMI	6:30 PM	
10/14	vs ATLANTA	6:00 PM	
10/19	@ BROOKLYN	6:30 PM	BSNO
10/21	@ CHARLOTTE	6:00 PM	BSNO
10/23	vs UTAH	6:00 PM	BSNO
10/25	vs DALLAS	6:30 PM	TNT
10/28	@ PHOENIX	9:00 PM	BSNO/ ESPN
10/30	@ LA CLIPPERS	2:00 PM	BSNO

NOVEMBER

11/2	@ L.A. LAKERS	9:30 PM	BSNO
11/4	vs GOLDEN STATE	7:30 PM	BSNO
11/5	@ ATLANTA	6:30 PM	BSNO
11/7	@ INDIANA	6:45 PM	BSNO
11/9	@ CHICAGO	7:00 PM	BSNO
11/10	vs PORTLAND	7:00 PM	BSNO
11/12	vs HOUSTON	7:30 PM	BSNO/ NBA TV
11/15	vs MEMPHIS	6:30 PM	TNT
11/16	vs CHICAGO	7:00PM	BSNO
11/18	vs BOSTON	7:30 PM	BSNO
11/21	vs GOLDEN STATE	7:00 PM	BSNO/ NBA TV
11/23	@ SAN ANTONIO	7:00 PM	BSNO
11/25	@ MEMPHIS	7:00 PM	BSNO/ NBA TV
11/28	vs OKLAHOMA CITY	7:00 PM	BSNO
11/30	vs TORONTO	7:00 PM	BSNO

DECEMBER

12/2	@ SAN ANTONIO	7:00 PM	BSNO
12/4	vs DENVER	2:30 PM	BSNO
12/7	vs DETROIT	7:00 PM	BSNO
12/9	vs PHOENIX	7:30 PM	BSNO
12/11	vs PHOENIX	2:30 PM	BSNO
12/13	@ UTAH	8:00 PM	BSNO
12/15	@ UTAH	8:00 PM	BSNO

12/17	@ PHOENIX	8:00 PM	BSNO/ NBA TV
12/19	vs MILWAUKEE	7:00 PM	BSNO
12/22	vs SAN ANTONIO	7:00 PM	BSNO
12/23	@ OKLAHOMA CITY	7:00 PM	BSNO
12/26	vs INDIANA	7:00 PM	BSNO
12/28	vs MINNESOTA	7:00 PM	BSNO
12/30	vs PHILADELPHIA	7:30 PM	BSNO
12/31	@ MEMPHIS	7:00 PM	BSNO

JANUARY

1/2	@ PHILADELPHIA	6:00 PM	BSNO
1/4	vs HOUSTON	7:00 PM	BSNO
1/6	vs BROOKLYN	7:30 PM	BSNO
1/7	@ DALLAS	7:00 PM	BSNO
1/9	@ WASHINGTON	6:00 PM	BSNO
1/11	@ BOSTON	6:30 PM	BSNO
1/13	@ DETROIT	6:00 PM	BSNO
1/16	@ CLEVELAND	2:00 PM	BSNO
1/18	vs MIAMI	7:00 PM	BSNO
1/20	@ ORLANDO	6:00 PM	BSNO
1/22	@ MIAMI	2:30 PM	BSNO
1/24	vs DENVER	7:00 PM	BSNO
1/25	vs MINNESOTA	7:00 PM	BSNO
1/28	vs WASHINGTON	7:00 PM	BSNO
1/29	@ MILWAUKEE	7:00 PM	BSNO/ NBA TV
1/31	@ DENVER	9:00 PM	TNT

FEBRUARY

2/2	@ DALLAS	7:30 PM	BSNO
2/4	vs L.A. LAKERS	7:00 PM	BSNO
2/5	vs SACRAMENTO	6:00 PM	BSNO
2/7	vs ATLANTA	6:30 PM	TNT
2/10	vs CLEVELAND	9:00 PM	BSNO/ ESPN
2/13	@ OKLAHOMA CITY	7:00 PM	BSNO
2/15	@ L.A. LAKERS	9:00 PM	BSNO/ ESPN
2/23	@ TORONTO	6:30 PM	BSNO
2/25	@ NEW YORK	6:30 PM	BSNO
2/27	vs ORLANDO	7:00 PM	BSNO

MARCH

3/1	@ PORTLAND	9:00 PM	BSNO/ ESPN
3/3	@ GOLDEN STATE	9:00 PM	BSNO
3/6	@ SACRAMENTO	9:00 PM	BSNO/ NBA TV
3/8	vs DALLAS	6:30 PM	BSNO
3/11	vs OKLAHOMA CITY	7:30 PM	BSNO
3/12	vs PORTLAND	6:00 PM	BSNO
3/14	vs L.A. LAKERS	7:00 PM	BSNO
3/17	@ HOUSTON	7:00 PM	BSNO
3/19	@ HOUSTON	6:00 PM	BSNO
3/21	vs SAN ANTONIO	7:00 PM	BSNO
3/23	vs CHARLOTTE	7:00 PM	BSNO/ NBA TV
3/25	@ LA CLIPPERS	9:30 PM	BSNO/ NBA TV
3/27	@ PORTLAND	9:00 PM	BSNO
3/28	@ GOLDEN STATE	9:00 PM	TNT
3/30	@ DENVER	9:00 PM	TNT

APRIL

4/1	vs LA CLIPPERS	7:30 PM	BSNO
4/4	vs SACRAMENTO	7:00 PM	BSNO
4/5	vs MEMPHIS	7:00 PM	BSNO
4/7	vs NEW YORK	7:00 PM	BSNO
4/9	@ MINNESOTA	2:30 PM	BSNO





CREDITS

Editors

Design, Layout and Production

Photography

Special Thanks

Matt Ryan, Chris Trahan, Henry Valier, Anthony Mikos
Luke Halvorsen

Layne Murdoch, NBA Photos

Randy Robles, Bob Rosen, Chris Thorn and the Elias Sports Bureau

© 2022 New Orleans Pelicans

All NBA and team insignia depicted in this publication are the property of NBA Properties, Inc. and the respective teams of the NBA and may not be reproduced for commercial purposes without the prior written consent of NBA Properties, Inc.

The information contained in this publication was compiled by the New Orleans Pelicans and is provided as a courtesy to our fans and the press and may be used only for personal or editorial purposes. Any commercial use of this information is prohibited without the prior written consent of the New Orleans Pelicans.



GENERAL INFORMATION



5800 Airline Drive
Metairie, LA 70003
(504) 593-4700
www.pelicans.com

2022-23 KEY DATES

October 18	Start of the 2022-23 NBA Regular Season
October 22	2022-23 NBA G League Draft
October 24	NBA G League Training Camps Open
November 3	Rosters set for NBA G League Opening Day (5 p.m. ET)
November 4	NBA G League Showcase Cup begins
December 17	NBA Mexico City Game, Miami Heat vs. San Antonio Spurs (Mexico City, Mexico)
December 19-22	NBA G League Winter Showcase and Showcase Cup Championship Game
December 27	NBA G League 32-game regular season begins
January 5	10-day contracts may now be signed
January 19	NBA Paris Game, Chicago Bulls vs. Detroit Pistons, (Paris, France)
January 20	All Two-Way Contracts are guaranteed for the remainder of the season
February 9	NBA Trade Deadline (3 p.m. ET)
February 17-19	NBA All-Star 2022 (Salt Lake City, UT)
February 17-22	NBA All-Star break
March 25	NBA G League Regular Season ends
March 28	NBA G League Playoffs begin
April 9	Regular Season ends
April 11-14	NBA Play-In Tournament
April 15	NBA Playoffs 2023 begin
April 23	NBA Early Entry Eligibility Deadline (11:59 p.m. ET)
May 1-2	Conference Semifinals begin (possible move up to April 29/30)
May 16-17	Conference Finals begin (possible move up to May 14-15)
May 16	NBA Draft Lottery 2023 presented by State Farm
June 1	NBA Finals Start
June 22	NBA Draft 2023 presented by State Farm

NBA ALIGNMENT

WESTERN CONFERENCE

Northwest Division

Denver Nuggets
Minnesota Timberwolves
Oklahoma City Thunder
Portland Trail Blazers
Utah Jazz

Pacific Division

Golden State Warriors
Los Angeles Clippers
Los Angeles Lakers
Phoenix Suns
Sacramento Kings

Southwest Division

Dallas Mavericks
Houston Rockets
Memphis Grizzlies
New Orleans Pelicans
San Antonio Spurs

EASTERN CONFERENCE

Central Division

Chicago Bulls
Cleveland Cavaliers
Detroit Pistons
Indiana Pacers
Milwaukee Bucks

Southeast Division

Atlanta Hawks
Charlotte Hornets
Miami Heat
Orlando Magic
Washington Wizards

Atlantic Division

Boston Celtics
Brooklyn Nets
New York Knicks
Philadelphia 76ers
Toronto Raptors

TABLE OF CONTENTS

LEADERSHIP

8	Tom Benson
11	Gayle Benson
14	Dennis Lauscha
16	Greg Bensel
17	Ben Hales
18	Ed Lang
19	Vicky Neumeyer
20	Michael Stanfield

BASKETBALL OPERATIONS

22	David Griffin
23	Trajan Langdon
24	Willie Green
25	Jarron Collins
	Casey Hill
26	Fred Vinson
	Teresa Weatherspoon
27	Mike D'Antoni
	Brian Ormandy
28	Corey Brewer
	Ryan Frazier
	Darnell Lazare
	Brian Ormandy
29	Swin Cash
	Bryson Graham
30	Shane Kupperman
	Marc Chasanoft
	Michael Hartman
	Sammy Gelfand
31	Aaron Nelson
	Tom Maystadt
32	Daniel Bove
	Stan Williams
	David Jovanovic
33	Basketball Operations Staff

PLAYERS

35-36	Roster
37-39	Jose Alvarado
40	Dyson Daniels
41-43	Devonte' Graham
44-46	Jaxson Hayes
47-48	Willy Hernangomez
49-52	Brandon Ingram
53-55	Herbert Jones
56-57	Kira Lewis, Jr.
58-59	Naji Marshall
60-63	CJ McCollum
64-65	Trey Murphy III
66-68	Larry Nance Jr.
69-71	Garrett Temple
72-76	Jonas Valanciunas
77-78	Zion Williamson
79	Dereon Seabron

2021-22 SEASON SUMMARY

81	Final Roster & Statistics
82	Game-by-Game Final Results
83	Team Highs and Lows
84	Individual Highs
85	Top Team Performances
	Top Individual Performances
86-88	Miscellaneous Statistics
89	Leadership
	Missed Games

TEAM HISTORY

91	Year-by-Year Coaches/Assts/Execs
92-110	Year-by-Year Statistics
111-130	All-Time Roster
131-142	All-Time Transactions
143	Draft History
144	Award Winners
145	All-Star Weekend
146-147	All-Time Collegiate Roster
148-149	All-Time Numerical Roster
150	Franchise Firsts
	All-Time Attendance Totals
151-153	All-Time Preseason Results/Records

RECORDS

155-156	Team Highs/Lows
157-158	Opponent Team Highs/Lows
159	Individual Highs
160	Opponent Individual Highs
161	Miscellaneous Records
	All-Time Top Team Performances
	All-Time Top Individual Performances
1162	Rookie Highs
	Margins/Leads/Highest Score
163	Top Scoring Performances
	Consecutive Games Records
	Triple-Doubles
	20-Point/20-Rebound Performances
164-166	Year-by-Year Comparisons
	Record When
	Record by
	Year-by-Year Leaders
167	Year-by-Year NBA Rankings
168	Career Leaders
169	Franchise Bests
170-174	Playoff Records
	All-Time Game-by-Game
	Year-by-Year Statistics
175	All-Time Team Highs and Lows
176	Top Team Performances
177	Top Individual Performances
178	Playoff Leaders

OPPONENTS/NBA

180	Atlanta Hawks
	Boston Celtics
181	Brooklyn Nets
	Charlotte Hornets
182	Chicago Bulls
	Cleveland Cavaliers
183	Dallas Mavericks
	Denver Nuggets
184	Detroit Pistons
	Golden State Warriors
185	Houston Rockets
	Indiana Pacers
186	Los Angeles Clippers
	Los Angeles Lakers
187	Memphis Grizzlies
	Miami Heat
188	Milwaukee Bucks
	Minnesota Timberwolves

189	New York Knicks
	Oklahoma City Thunder
190	Orlando Magic
	Philadelphia 76ers
191	Phoenix Suns
	Portland Trail Blazers
192	Sacramento Kings
	San Antonio Spurs
193	Toronto Raptors
	Utah Jazz
194	Washington Wizards
	2021-22 Standings
195	2021-22 NBA Indiv. Leaders
196	2021-22 NBA Team Indiv. Highs & Lows
197	2021-22 Attendance Totals
	NBA Honor Roll
198	2022 NBA Draft
199-200	All-Time NBA Statistical Leaders
200	All-Time NBA Career Scorers

MEDIA

202	Following the Pelicans/Affiliates
203	Joel Meyers
	Antonio Daniels
	Jen Hale
204	Todd Raffagnini
	John DeShazier
205	Erin Summers
	Joe Cardosi
	Gus Kattengell
206	Doug Tatum
	Jim Eichenhofer
	Matt Ryan
195	Chris Trahan
	Henry Valier
	Sam Shannon
208-209	Media Guidelines & Policies

MISCELLANEOUS

211	Smoothie King Center
212	Ticket Map
	Ochsner Sports Performance Center
213	Logos/Marks
214	Uniforms
215	Court Design
216	NBA Information
	International Offices
217-218	2022-23 NBA G League Directory
218-220	Birmingham Squadron
221	Community Initiatives
	NBA Cares

STAFF DIRECTORY

EXECUTIVE

Gayle Benson Governor
 Dennis Lauscha President
 Greg Bensel Sr. Vice President of Communications & Broadcasting
 Ben Hales Sr. Vice President/Chief Operating Officer
 Ed Lang Sr. Vice President/Chief Financial Officer
 Vicky Neumeayer Sr. Vice President/General Counsel
 Greg Rouchell Sr. Vice President of Corporate Counsel
 and Human Resources
 Michael Stanfield Sr. Vice President of Sales
 Melissa Scott Senior Executive Assistant to the Governor
 Melissa Ann Hoang Executive Personal Assistant to the Governor
 Jeanne Brown Executive Assistant to the President
 Charles Vedros Personal Assistant to the Governor

BASKETBALL OPERATIONS

David Griffin Executive Vice President of Basketball Operations
 Trajan Langdon General Manager
 Swin Cash Vice President, Basketball Operations &
 Team Development
 Bryson Graham Assistant General Manager
 Shane Kupperman Assistant General Manager, Salary Cap &
 Strategy
 Marc Chasanoff Senior Director of Basketball Operations
 Sammy Gelfand Senior Director, Basketball Analytics
 Michael Hartman Senior Director, Basketball Analytics
 Michael Blackstone Vice President of Basketball Administration
 Patrick Spurgin Pro Scout
 Todd Quinter Director of Pro Personnel
 Adam Barnes College Scout
 Ron Meikle College Scout
 Gar Forman College Scout
 Chico Averbuck College Scout
 Jarrett Sutton College Scout
 Rohan Ramadas Basketball Analyst
 Marshé Washington Director of Player Programming/Team
 Development
 Ashley Amoss Basketball Operations Manager
 Alex Kaufman Scouting Coordinator
 Ethan Gold Basketball Operations &
 Team Development Coordinator
 Peggy McCranie Basketball Operations Receptionist
 Randy Greenup Director of Team Security
 Sherman Mushatt Security Officer
 Chico Robinson Security Officer

COACHING

Willie Green Head Coach
 Jarron Collins Assistant Coach
 Casey Hill Assistant Coach
 Fred Vinson Assistant Coach
 Teresa Weatherspoon Assistant Coach
 Ryan Frazier Assistant Coach
 Ryan Pannone Assistant Coach
 Mike D'Antoni Coaching Consultant
 Corey Brewer Assistant Coach/Player Development
 Darnell Lazare Assistant Coach/Player Development
 Brandon Demas Two-Way Coach
 James Laughlin Chief of Staff to Head Coach
 D'or Fischer Player Development Assistant
 Jordan McGuire Player Development/Shooting Coach Assistant
 Brian Ormandy Head Video Coordinator
 Jon Tramer Assistant Video Coordinator

ATHLETIC TRAINING

Aaron Nelson Vice President, Player Care and Performance

Tom Maystadt Head Athletic Trainer
 Daniel Bove Director of Performance & Sports Science
 Dr. Scott Montgomery Team Orthopedic Surgeon
 Dr. Andrew Gottschalk Team Internal Medicine Doctor
 Jenna Rosen Director of Mental Health and Wellness
 Jana Austin Assistant Athletic Trainer
 Mike Montgomery Assistant Athletic Trainer
 Stan Williams Head Strength & Conditioning Coach/Assistant
 Athletic Trainer
 Jordan Kincaide Assistant Strength & Conditioning Coach
 Ariel St. Julien Team Dietician

EQUIPMENT

David Jovanovic Equipment Manager
 Jaxon Markworth Asst. Equipment Manager/Travel Coordinator
 Adam Mendelson Assistant Equipment Manager

COMMUNICATIONS

Matt Ryan Director of Basketball Communications
 Chris Trahan Basketball Communications & Broadcast Manager
 Henry Valier Basketball Communications Coordinator
 Sam Shannon Corporate Communications Manager
 Anthony Mikos Communications Associate

BROADCASTING

Josh Richardson Executive Producer
 Joel Meyers TV Play-by-Play Announcer
 Antonio Daniels TV Color Analyst
 Jen Hale TV Sideline Reporter
 Todd Graffagnini Radio Play-by-Play Announcer
 John DeShazier Radio Color Analyst
 Erin Summers Broadcast Coordinator
 Fred Ruckert Marketing & Broadcast Manager
 Joe Cardoso Radio Production Coordinator

DIGITAL MEDIA

Doug Tatum Vice President of Digital Media
 Alex Restrepo Senior Director of Social Media
 Beth Blackburn Director of Digital Platforms
 Andy Weillbaeher Digital Developer
 Jim Eichenhofer Publications & New Media Manager
 Justin Vlosich Digital Media Coordinator
 Madison Leavelle Social Media Illustrator
 Megan Kottemann Social Media Manager
 Tatiana Lubanko Social Media Coordinator
 Christian Verde Social Media Coordinator
 Ashley Oliver Social Media Associate
 Ezekiel Robinson Social Media Associate

FINANCE & ACCOUNTING

David Chaix Vice President, Head of Team Accounting
 Mallory Vedros Controller
 Justin Pellegrini Financial Reporting Manager
 Pierce Dennis Senior Staff Accountant
 Kristi Dupuy Staff Accountant
 Alicia Dupart Payroll Manager

HUMAN RESOURCES

Darvelle Hutchins Sr. Director, Culture, Diversity & Inclusion
 Mary Vinet Director People and Benefits
 Linley Fenlason Sr. Talent Acquisition and Retention Manager
 Jay Romig Executive Director of Administration
 John Berfict Mail Clerk
 Charlene Brown Receptionist
 Matt Sharpe Associate General Counsel
 Rodrick Cureton Human Resources Associate

INFORMATION TECHNOLOGY

Jeff Huffman Sr. Director of IT Security and Administration
Jody Barbier Sr. Director of IT Operations
Chris Chapital Computer and Information Systems Manager
Brock Orrett IT Support Analyst
Kelvin Smith Sr. Network Administrator

BUSINESS INTELLIGENCE

Rich Barbier VP, Consumer Insights & Analytics
Basem Elkhatib Sr. Business Intelligence Analyst
Sarah Lassman Sr. Business Intelligence Analyst
Luis Villaseñor Business Intelligence Analyst
Brian Broussard Business Intelligence Analyst

GOVERNMENTAL RELATIONS/BUSINESS OPERATIONS

Stephen Pate Vice President of Governmental Affairs &
..... Business Operations
Julie Borsch Sr. Director of Community &
..... Government Relations
Ian Tigchelaar Senior Director of Operations
Elicia Broussard-Sheridan Sr. Director of Social Unification &
..... Youth Sports Development
Katie Krajcer Director of Event Policy & Fan Engagement
Jason Lapouble Manager Youth Basketball Development
Courtney Kennedy Operations Manager
Megan Bourg Manager of Event Policy & Fan Engagement
Adam Fournier Sr. Coordinator Community Engagement
Austin Pasco Youth Programs Manager
Giancarlo Hernandez Operations & Fan Engagement Coordinator
Morgan Parn Manager of Pelicans Initiatives
Grant Segar Community & Government Relations Associate
Brady Johnson Operations & Fan Engagement Coordinator
Danielle Williams Youth Sports Development Associate

MARKETING AND GAME PRESENTATION

Mel Berry Director of Product Marketing
Dan Askin Director of Digital Marketing
Grant Matthews Marketing Manager
Eliana Levy Marketing Project Manager
Eddie Coe Senior Graphic Designer
Jessica Skonning Graphic Designer
Noah Hembree Graphic Designer
Mariana Jerez Special Events Manager
Chrissy Flores Sr. Game Experience Manager
Hailey Williams Game Experience Coordinator
Jessica Weinberg Live Entertainment Coordinator
Evan Chronis Game Experience Associate
Kahria Hadley Game Experience Associate
Jennifer Craig Entertainment Teams Assistant Manager
Kimberly Hart Gameday Operations Staff
Brad Gale Email Marketing Specialist
Luke Halvorsen Creative Services Associate

PRODUCTION

Shaneika Dabney-Henderson Vice President of Production
James Crosbie Sr. Director of Video Production
Jon Lavengetto Senior Content Manager
Shota Hashimoto Motion Graphics Manager
Brianna Latino Production Manager
Layne Murdoch Jr. Video/Still Photography Manager
Brendan Hassett Videographer/Content Creator
Joshua Sige Videographer/Content Creator
Christopher Sims Producer/Editor
Jon Mahody Producer/Editor
Seth Lewis Motion Graphics Coordinator
Blairre Perriatt Motion Graphics Coordinator
Ryan Micklin Junior Editor
JaNajia Walker-Holliman Video Production Associate

TICKET SALES & SERVICE LEADERSHIP

Bryan Ross Vice President of Ticket Sales, Service & Operations
Blake Simon Senior Director of Ticket Sales & Operations
Matt Dixon Senior Director of Ticket Sales
Chris Guidry Senior Director of Ticket Sales
Zac Cooper Director of Ticket Sales
Anthony Parilla Director of Sales & Retention
Daniel Holden Director of Ticket Operations

SEASON TICKET SALES & RETENTION

Brian Bean Season Ticket Sales Manager
Gabriel Chasin Season Ticket Sales Account Executive
Jonathan Rene Season Ticket Sales Account Executive
Tyler Sherman Season Ticket Sales Account Executive
Tyler Westbrook Season Ticket Sales Account Executive
Carrie Albright Season Ticket Sales Account Executive
Andrew Boylan Season Ticket Sales Account Executive
Cody Link Season Ticket Sales Account Executive
Courtney Gros Senior Sales & Retention Account Executive
Blake Leonard Senior Sales & Retention Account Executive
Larry Staub Sales & Retention Account Executive
Jordan Thomas Sales & Retention Account Executive

PREMIUM SEATING

Molly Threeton Manager of Premium Service
Caitlin Link Premium Service Coordinator
Jesse Nantz Premium Seating Account Executive
David Stern Premium Seating Account Executive
Robbie Lynch Premium Seating Account Executive

GROUP TICKET SALES & SERVICE

Denton Hunter School Programs Sales & Service Manager
Chris Harpster Group Sales Manager
Lindsey Stanek Group Sales Account Executive
James Connors Group Sales Account Executive
Nick Vallot Group Sales Account Executive
Anna Yates Group Sales Account Executive
Jared Bassett Group Service Coordinator
Tyler Carroll Group Service Associate
Justine Drake Group Service Associate

TICKET OPERATIONS

Kevin Blau Ticket Operations Manager
Lauren Brown Sr. Ticket Operations Coordinator
Kristy Puggliese Sr. Ticket Operations Coordinator
Austin Meyers Senior Box Office Coordinator
Robert Black Ticket Operations Coordinator
Anna Haun Ticket Operations Coordinator

TICKET SERVICE

Angela Leon Ticket Administration Manager
Noah Anthony Ticket Service Coordinator
Josh Daniels Ticket Service Coordinator
Alex Happoldt Ticket Service Associate

INSIDE SALES

Austin Busby Inside Sales Consultant
Sampson Burken Inside Sales Consultant
Ryan Callahan Inside Sales Consultant
Kameron Hollowell Inside Sales Consultant
Katie Keane Inside Sales Consultant
Laura Liccardi Inside Sales Consultant
Gunner Linhart Inside Sales Consultant
Casey Millar Inside Sales Consultant
Eric Morris Inside Sales Consultant
Devin Munoz Inside Sales Consultant
Mallory Panzavecchia Inside Sales Consultant

Giannis Tsahageas Inside Sales Consultant
Jacqueline Wilson Inside Sales Consultant

CORPORATE PARTNERSHIPS

Matt Webb Vice President of Corporate Partnerships
Dr. Dan Kaufman Director of Global Sales & Strategy
Erica Bernandas Director of Sales and innovation
Erik Naranjo Director, Partnership Marketing
Taylor Johnson Sr. Partnership Marketing Manager
Karen Luciano Sr. Partnership Marketing Manager
Victoria Leahy Partnership Sales Account Executive
Jonathan Pizzo Sr. Corporate Partnership Account Executive
Roger Perryman Corporate Partnership Account Executive
Taylor Mahan Corporate Partnership Account Executive
Desiree' Chambers Partnership Marketing Manager
McKell McLaughlin Partnership Marketing Manager
Eavan Roark Partnership Marketing Manager
Russell Tebeleff Partnership Marketing Manager
Nathan Turner Partnership Marketing Manager
Schyler Hawkins Partnership Marketing Coordinator
Sydney LaBiche Partnership Marketing Coordinator
MaryClare Stannard Partnership Marketing Coordinator
Quinton Washington Partnership Marketing Coordinator
Blair Positerry Partnership Strategy Graphic Designer
Ashley Livacarrì Partnership Marketing Associate
Jason Dunn Partnership Marketing Associate



LEADERSHIP



TOM BENSON

1927-2018

In a career in business and professional sports that spanned over 70 years, Tom Benson was an endearing figure in his hometown of New Orleans as well as throughout the NBA and the NFL. Mr. Benson served as the owner of the New Orleans Pelicans since 2012 and the New Orleans Saints since 1985 until his death on March 15, 2018. He was survived by his wife Gayle.

In 2012 Mr. Benson purchased the Hornets franchise from the National Basketball Association, which was successfully rebranded as the Pelicans. The objectives in his ownership of the basketball team were the same as his stewardship of the Saints: to produce a team on-the-court that will compete for championships every year, while making a significant positive impact off-the-court in the community. Upon the ownership transfer, construction immediately started on a state-of-the-art basketball practice facility adjacent to the Saints practice fields, which now comprises the Ochsner Sports Performance Center, with the entire Pelicans organization being housed together for the first time in the franchise's history. Through agreements with the State of Louisiana upon the purchase of the Pelicans, the Smoothie King Center has undergone nearly a complete renovation since the 2012 purchase, featuring a new center-hung HD video scoreboard in 2015, along with several fan upgrades. On the court, after Mr. Benson inherited a team that finished with the worst record in the NBA's Western Conference in 2011-12, the Pelicans have built through a combination of the draft, free agent signings and trades to become a stable and successful organization, reaching the playoffs for the second time in 2018 since the purchase of the club.

BENSON MILESTONES

1985: Ownership of the Saints officially transferred to Tom Benson on May 31 and he becomes managing general partner of the club.

1986: The Benson influence begins as the owner puts his management team in charge of the franchise, hiring Jim Finks as president/general manager and Jim Mora as head coach.

1987: The Saints post a franchise-best 12-3 record—including victories in the final nine contests—and make the playoffs for the first time.

1988: The Saints finish 10-6, posting a double-digit victory total again and achieving consecutive winning seasons for the first time.

1989: Mr. Benson appointed Chairman of the league's most influential group, the NFL Finance Committee, a position he kept for three separate stints, before most recently stepping down in 2013.

1990: After winning six of their last nine games, the Saints earn their second playoff appearance by finishing second in the NFC West.

1991: New Orleans clinched its first division championship with an 11-5 record and capture the NFC West.

1992: The Saints post a 12-4 record and host a playoff game for the second-straight year. Mr. Benson assumes sole ownership of the club.

1993: The Saints finish second in the NFC West, with the club recording its seventh-straight non-losing season.

1996: Marking a first for the organization, the coaches, players and staff are housed under one roof with the opening of the team's state-of-the-art facility in Metairie.

2000: New Orleans wins the NFC West with a 10-6 record. The Saints win their first playoff game, a 31-28 thriller over St. Louis in the Superdome.

2002: The city hosts its fourth Super Bowl during Mr. Benson's tenure as owner. Mr. Benson promotes Mickey Loomis to general manager of football operations.

2003: Mr. Benson again appointed Chairman of the Finance Committee; Construction of new indoor practice facility and other improvements are finished before training camp, as the club holds camp in Metairie for the first time in franchise history.

2005: After Hurricane Katrina ravaged the Gulf South on the verge of the NFL's opening weekend, Benson was forced to move the club's entire operation. Under his leadership, the Saints were able to continue the season, including holding four games in Baton Rouge. The club established the Hurricane Katrina Relief Fund, raising over \$1 million.

2006: The team returns to Louisiana, with Mr. Benson positioning the club as an emblem of the state's resolve and determination in rebuilding. The Saints—selling out on a season-ticket basis for the first time—win the NFC South title under the guidance of new head coach Sean Payton and the spark of free agent acquisition Drew Brees, finishing at 10-6. The victory total included a memorable, 23-3 win over Atlanta in the reopening of the Superdome. The team advanced to the NFC Championship for the first time in franchise history. Payton and Loomis were consensus choices for the NFL Coach of the Year and NFL Executive of the Year awards respectively.

2008: Mr. Benson purchases WVUE, making FOX-8 the only network-affiliated television station in the New Orleans market that is wholly locally owned. The Saints defeat the San Diego Chargers at London's Wembley Stadium, playing in their first regular season game outside the United States.

2009: In what Mr. Benson considers part of his legacy in Louisiana, the New Orleans native reaches an agreement with the state through 2025 that will create a new Sports Development District downtown, including a completely renovated Mercedes-Benz Superdome. The Benson family purchased and redeveloped two properties—each adjacent to the Superdome—an economic windfall for the region without any new taxes. New Orleans is selected by the NFL to host Super Bowl XLVII, to be played on February 3, 2013, with Mr. Benson serving as the city's leading advocate in the campaign. It is the fifth time New Orleans will host the Super Bowl since he's owned the club. On the field, the Saints enjoy their most successful season in franchise history. New Orleans sets a club record for victories with a 13-3 regular season, capturing the NFC South title. The Saints then hosted the NFC Championship game for the first time and advance to their first Super Bowl with a 31-28



overtime victory over the Minnesota Vikings on January 24, 2010. New Orleans then defeated the Indianapolis Colts, 31-17, on February 7, 2010, in Super Bowl XLIV at Sun Life Stadium in South Florida to give the Saints their first-ever NFL title.

2010: Sparked by a six game winning streak, the Saints finish 11-5 and qualify for the playoffs, making back-to-back postseason appearances for the first time since 1992.

2011: The club's completely renovated stadium makes its debut as the Mercedes-Benz Superdome, following a 10-year naming rights and sponsorship agreement with the automaker. The Saints enjoy an eight-game winning streak to end the regular season and finish 13-3, capturing their second NFC South title in three seasons. The team sets the NFL single-season record for total net yardage, while Brees and RB Darren Sproles set the NFL's single-season passing yardage and all-purpose yardage records.

2012: Continuing his longstanding commitment to the Gulf South region and the City of New Orleans, Mr. Benson agrees to purchase the National Basketball Association's New Orleans Hornets. The Saints practice facility undergoes a multimillion dollar renovation and expansion, which will house both the NFL and NBA clubs under one roof. Brees sets an NFL record that stood since 1960, as he threw a touchdown pass in 54 consecutive games.

2013: The City of New Orleans hosts Super Bowl XLVII on February 3, the 10th time the Crescent City has hosted the league's championship game (tied for first with South Florida) and the fifth time during Mr. Benson's ownership tenure.

2014: The Pelicans make their debut under the team's new namesake on Wednesday, Oct. 30 at Opening Night against the Indiana Pacers. New Orleans and the Pelicans host the 2014 NBA All-Star festivities from Feb. 14-16 for the second time in six years. For the first time in its history, the home of New Orleans' NBA team has naming rights as the New Orleans Arena becomes the Smoothie King Center as the locally-born company makes the ultimate commitment to the city.

2015: The Pelicans make the postseason for the first time under Mr. Benson's ownership. The team finishes the regular season 45-37, marking both the first winning season and playoff appearance since the 2010-11 season. The postseason run is the first under the new Pelicans identity.

2017: New Orleans hosts NBA All-Star Weekend for the second time under Mr. Benson's ownership, and the third time overall, making the Crescent City one of just six current NBA markets that have hosted the event three times. Pelicans forward Anthony Davis is named a starter for the Western Conference and earns MVP honors of the NBA All-Star Game, scoring an All-Star Game record 52 points. On July 26, the New Orleans Pelicans and Saints announce a multi-year agreement with Ochsner Health System to re-name the campus on Airline Drive the Ochsner Sports Performance Center. On Oct. 25, the Pelicans and Zatarain's announce a new integrated marketing partnership featuring the company's name, brand and logo on the team's uniforms beginning with the 2017-18 NBA season.

2018: The 2017-18 New Orleans Pelicans finish the regular season with 48 wins - the third most in franchise history - and make the playoffs for the second time since Mr. Benson's purchase. New Orleans secures a first round sweep of third seeded Portland, advancing to the Western Conference Semifinals for just the third time in franchise history. In March, Mr. Benson passes away at the age of 90, and Mrs. Benson becomes owner of the Pelicans, Saints and Mr. Benson's business enterprises.

2019: Mrs. Benson completes her first season as Owner of the Pelicans and the organization begins taking steps for the next chapter of professional basketball in the Crescent City. On April 17, Mrs. Benson names highly sought-after front office veteran David Griffin as the new Executive Vice President of Basketball Operations. Upon Griffin's appointment, the Pelicans also add renowned athletic trainer Aaron Nelson as Vice President of Player Care & Performance on May 8, Trajan Langdon as General Manager on May 19, and WNBA-veteran Swin Cash as Vice President of Basketball Operations and Team Development on June 10, making her one of the highest ranking female executives in the NBA. On May 14, New Orleans defies the odds, and, with just a six-percent chance, wins the 2019 NBA Draft Lottery, leading to the franchise selecting Duke's Zion Williamson with the first overall pick in the 2019 NBA Draft on June 20. In July, Griffin and his front office staff executes the trade of All-Star forward Anthony Davis to the Los Angeles Lakers that nets the Pelicans a historic number of young players, draftees and future draft picks, radically re-shaping the roster ahead of the 2019-20 season. During the off-season, the Pelicans' practice facility at the Ochsner Sports Performance Center undergoes a multi-million dollar renovation, which includes a completely re-invisioned weight room, medical facilities and team locker room.

2020: Mrs. Benson formed the Gayle Benson Community Assistance Fund, starting with a personal \$1 million donation in response to the COVID-19 pandemic. In addition to her donation, a significant amount of additional money has been raised through her encouragement and the commitment of the local business community, with the donations being disbursed through the Greater New Orleans Foundation with an emphasis on individuals working in the restaurant, service and gig industries who have been severely impacted by the pandemic. In addition, Mrs. Benson created the New Orleans Pelicans and Saints Social Justice Leadership Alliance. An internal action team, the Social Justice Leadership Alliance is guided by the direction and advice of Pelicans and Saints players. The Alliance was created to listen and learn, create programming and develop action items to impact positive social justice change. The primary areas in which the Social Justice Leadership Alliance will focus include education and civic engagement, justice system, police and economic reform.



GAYLE BENSON

GOVERNOR

Gayle Benson provides leadership for the New Orleans Pelicans and New Orleans Saints as Governor, succeeding her husband, Tom Benson, who passed away on March 15, 2018, after purchasing the Saints in 1985 and the Pelicans franchise in 2012. The New Orleans native is an accomplished business professional and philanthropist with strong ties to the local community who is dedicated to contributing to the growth and enhancement of the Gulf South region.

Mr. and Mrs. Benson worked together to build championship-level NBA and NFL organizations, housed in state-of-the-art facilities at the Ochsner Sports Performance Center, Smoothie King Center and Caesars Superdome, while making a positive impact in the community away from the football field and basketball court as well.

Immediately upon Mr. and Mrs. Benson's purchase of the former Hornets franchise from the NBA in 2012, construction began on a state-of-the-art basketball practice facility to house the entire organization together and the franchise would also be rebranded as the Pelicans. Through agreements with the State of Louisiana upon the purchase of the Pelicans, the Smoothie King Center has undergone a complete renovation since the 2012 purchase, featuring a new center-hung HD scoreboard, which debuted in 2015, along with several additional fan upgrades. Through this commitment, NBA All-Star Weekend was awarded to New Orleans in 2014 and 2017, making the city one of just seven current NBA markets to host the mid-season event at least three times. Active in league affairs, Mrs. Benson, serves as a member of the NBA's Labor Relations Committee and also was named the NBA Foundation Board of Directors in 2020.

On the court, she oversaw a significant overhaul of the Pelicans organization in 2019 when she hired Executive Vice President of Basketball Operations David Griffin and committed to significant upgrades to the Ochsner Sports Performance Center's basketball facilities. Through the support of these organizational improvements by Mrs. Benson, combined with the 2019 acquisition/2020 re-signing of forward Brandon Ingram, a 2020 NBA All-Star and winner of the league's Most Improved Player award, the relocation and rebranding of the Pelicans G-League affiliate, the Birmingham Squadron and the recent hiring of Head Coach Willie Green, the Pelicans have established a solid foundation for the future.

With the Saints franchise under the guidance of Mr. and Mrs. Benson, the team has reached new heights since 2006, when they entrusted Executive-Vice President/General Manager Mickey Loomis to set the direction for the organization, responding by making important coaching hires and continually supplementing and upgrading the roster through the draft, free agency and trades. Since then, the franchise has reached its highest point of success, posting a 168-106 record from 2006-21, featuring nine playoff berths, seven division titles, three NFC Championship appearances and the Super Bowl XLIV title. Off-the-field, the Caesars Superdome is in the midst of a multiple-phase enhancement, in addition to periodic renovations at the Ochsner Sports Performance Center to retain its status as one of the most cutting edge practice facilities in the NFL. The Caesars Superdome has been sold out on a season ticket basis for every campaign since 2006, with a waiting list of over 73,000 and 145 consecutive sellouts through 2021. The NFL's League Observation Program and third party Expert Review Audits of all 32 teams has resulted in the Saints being ranked with the highest overall score for Fan Gameday Satisfaction each of the past three seasons. The club has also positioned itself as a leader in the community, assisting with the recovery from several natural disasters as well as the COVID-19 pandemic, while also working to enhance the region as a whole.

Community investment and giving back have been hallmarks of Mr. and Mrs. Benson's ownership of the Pelicans and Saints. This tradition continues under Mrs. Benson's stewardship, sharing her late husband's vision and passion for helping others. She has further enriched the New Orleans community through her support to causes in the health and wellness, cancer care, education, arts and faith-based sectors. As dedicated corporate citizens, the Pelicans and Saints annually put millions of dollars back into the community in financial support, in-kind donations, charitable appearances and donations of goods and services. Mrs. Benson's philanthropic leadership has been recognized far and wide since becoming Owner.

Mrs. Benson has always responded to conditions that affect the local community adversely, becoming quickly involved and taking action. With the COVID-19 pandemic and Hurricane Ida providing multiple challenges to the New Orleans area and its citizens since 2020, Mrs. Benson has donated over \$2 million, partnering with the Greater New Orleans Foundation to assist local organizations and individuals in need to help the region and its residents recover from these circumstances. In 2020, utilizing the platform of the Saints and Pelicans to harness the unifying power of sport to advance race relations across both

the Gulf South and the country, she formed the Social Justice Leadership Alliance. The alliance, with key front office executives and players from both franchises in leadership positions, advocates for issues of change in minority communities.

In 2014, Mrs. Benson was honored by the New Orleans Council for Community and Justice with its Weiss Award, recognizing achievement for exceptional civic and humanitarian contributions. In 2015, the couple were honored by the regional chapter of the Anti-Defamation League with the A.I. Botnick Torch of Liberty Award.

In March, 2018, she and Mr. Benson (posthumously), received a Dermot McGlinchey Lifetime Achievement Award from Tulane University, honoring those who have demonstrated service, volunteer involvement and commitment to Tulane and their hometown communities. In September, 2018, she was inducted into the University of New Orleans' Hall of Distinction, along with her late husband (posthumously). In 2015, the couple were honored by the regional chapter of the Anti-Defamation League with the A.I. Botnick Torch of Liberty Award. In 2014, Mrs. Benson was honored by the New Orleans Council for Community and Justice with its Weiss Award, recognizing achievement for exceptional civic and humanitarian contributions.

In 2019, Mrs. Benson received several important honors. She was honored by Xavier University of Louisiana with the Sister Maris Stella "Women of Faith" Award and was recognized by the United Negro College Fund with the group's MASKED Award for her support of educational opportunities for all. Mrs. Benson was honored by the Allstate Sugar Bowl Chapter of the National Football Foundation/College Football Hall of Fame with its Distinguished American Award. The National World War II Museum selected her as an American Spirit Medallion recipient. The Greater New Orleans Foundation honored Mrs. Benson with the organization's Spark Plug Award, given to an individual whose philanthropy in the greater New Orleans community has been exemplary.

In 2021, Mrs. Benson was presented by the University of Holy Cross with its Spes Unica Award. It is the educational institution's highest honor, based on her support of the university's mission to educate both the mind and heart. It was also announced in May that she was the Times-Picayune's 2021 Loving Cup award winner, an honor which has been presented since 1901 to men and women who have performed exemplary service to the community without expecting material recognition. Mrs. Benson was honored as one of five 2021 Business Hall of Fame Laureates by Junior Achievement of Greater New Orleans.

In 2022, Mrs. Benson received the 2022 Heart & Soul Award from the American Cancer Society of Louisiana and Cure by Design Gala. This award acknowledges an individual who is an activist, go-getter and philanthropist within the Greater New Orleans community. Mrs. Benson also received the Rev. Beverly Warner Award at Kingsley House's 126th Annual Meeting. This award is given to individuals who have dedicated their time working with families to fuel economic growth and social change within the community.

In addition to serving on the boards of several local educational institutions and the New Orleans Museum of Art, Mrs. Benson also is a member of the Audubon Commission, which oversees the Audubon Nature Institute.

Mrs. Benson's been a longtime trusted and valued member of the local Catholic community, reflecting her deep faith. She's



worked tirelessly with the Archdiocese of New Orleans' Catholic Charities organization and its umbrella agencies that feature nearly 50 programs and three affiliated ministries that deliver health and human services to the poor and vulnerable in the eight parishes which the Archdiocese serves, as well as food and nutrition services statewide. Mrs. Benson has also worked closely with St. Louis Cathedral's Rite of Christian Initiation for Adults (RCIA) program. Mrs. Benson's support of the Church has been recognized on numerous occasions. In 2002, she received the Medal of the Order of St. Louis Award for her dedication to the Church. In 2010, she became an Honorary Oblate of Mary Immaculate. She holds a leadership role after being inducted as Dame Commander with Star in the Equestrian Order of the Holy Sepulchre of Jerusalem. In 2012, Mr. and Mrs. Benson received from Pope Benedict XVI the Pro Ecclesia et Pontifice award for outstanding service to the Church and the Pontiff, the highest Papal award granted to a lay person. She holds a leadership role after being inducted as Dame Commander with Star in the Equestrian Order of the Holy Sepulchre of Jerusalem and is a member of the Order of St. Lazarus, a confraternity of Christian faithful who profess their commitment to Jesus Christ.



Mrs. Benson began her professional career in 1968 as a manager for noted New York-based costume jeweler Celebrity Jewelry, overseeing and managing the daily operation of over 40 sales associates. She then transitioned into real estate development, which allowed her to successfully integrate her passion for interior design with property management. Her first real estate transaction occurred in 1978 when she purchased a home in New Orleans's Irish Channel and then sold the property eight months later after extensive restoration. She would go on to purchase, manage and eventually sell several more properties, primarily in the city's Uptown district.

In 1975, Mrs. Benson began a 30-year career in the design industry, a business where she achieved tremendous success. Throughout the course of her interior design career she was recognized with numerous professional awards and served as an inaugural member on the Louisiana State Board of Licensing for Interior Designers for four years. She directed numerous major design efforts with her clients, including the Caesars Superdome (formerly Louisiana and Mercedes-Benz Superdome), several of the city's most prestigious hotels, local supermarket chains and automobile dealerships.

In 2000, Mrs. Benson worked with the Superdome on renovations to the iconic New Orleans landmark's third and fourth level public spaces, in addition to renovations on select suites. She also owned and developed a commercial real estate building on the corner of Laura and Octavia Streets, a women's clothing private enterprise called "Toujours la Ligne" and a designer's showroom called "Designers Resource" which served as a wholesale location for designers and architects seeking to purchase fabric, wall coverings and accessories. The Men of Fashion Committee recognized Mrs. Benson during her career as one of the "Ten Best Dressed Women in New Orleans" in 1983.

In addition to her ownership of the Pelicans and Saints, Mrs. Benson established GMB Racing Stables in 2014 with an initial purchase of seven colts and hiring three veteran trainers, all with Louisiana ties. In 2016, two of the thoroughbreds, Mo Tom and Tom's Ready participated in the Kentucky Derby. Her Lone Sailor horse ran in the 2018 Kentucky Derby and Preakness. She owns Benson Farm in Paris, Ky, a 1,000-acre farm with nearly 50 horses. As part of her passion for horse racing, she is a member of the Jockey Club of New York. Mrs. Benson also serves as the Owner of four local automotive dealerships (Best Chevrolet, Cadillac of New Orleans, Mercedes-Benz of New Orleans and Mercedes-Benz Van Center), Benson Tower, Benson Capital Partners, Faubourg Brewing Co., Corporate Realty and as part of a partnership owns the Hyatt Regency New Orleans.

Mrs. Benson was born in New Orleans and grew up in Old Algiers. She began her education in Catholic schools and in 1966 graduated from Martin Behrman High School in Algiers. She received a Doctorate of Letters from Notre Dame Seminary in 2014. Serving as keynote speaker at their respective commencement ceremonies, Mrs. Benson has been awarded honorary degrees from University of Holy Cross (2015), Southern University of New Orleans (2021) and Delgado Community College (2022) and an Honorary Doctor of Humane Letters from Loyola University New Orleans (2019).

Mr. and Mrs. Benson married on October 29, 2004 at the Immaculate Conception Memorial Chapel in San Antonio, Texas. Mr. Benson died on March 15, 2018.



DENNIS LAUSCHA

PRESIDENT

Dennis Lauscha was named president of the New Orleans Pelicans and New Orleans Saints in 2012. He serves as a representative for both clubs at NBA Board of Governors and NFL Owners Meetings.

Starting out his career as a C.P.A, Lauscha worked for a major global financial accounting firm

before his decades long career with the Saints. He first joined the Saints in 1998 as Treasurer, and as a result of his hard work, loyalty and business acumen, Lauscha rose through the executive ranks to serve as Vice President, Senior Vice President and Executive Vice President before reaching his now esteemed post as President since 2012. In his role, he oversees the club's financial operations, government affairs, marketing, ticket and suite sales, legal, stadium, community affairs, human

resources, business intelligence and information technology.

In addition to his duties with the Pelicans and Saints, the New Orleans native maintains multiple roles within other holdings of Mrs. Benson, maintaining a role in the management of her four local automotive dealerships (Best Chevrolet, Cadillac of New Orleans, Mercedes-Benz of New Orleans and Mercedes-Benz Sprinter), Corporate Realty and other real estate holdings, GMB Racing, Faubourg Brewing Co. (which merged with Made By The Water LLC in September of 2022), Benson Capital Partners, and other investments.

Lauscha's collaborative style, financial acumen and long-term view has played a key role as a member of a contingent that has negotiated agreements for both the Pelicans and Saints with the state of Louisiana that has resulted in long-term lease agreements, continuous improvements to their playing and practice facilities, revitalization of the areas around them and generated revenue for the state without any new taxes for citizens.

In 2009, Lauscha helped negotiate the partnership with the Louisiana Governor that continues the Saints' commitment to the state through 2025. The deal included Mr. Benson purchasing and redeveloping the former New Orleans Centre, which has been transformed into Champions Square and the Benson Tower property adjacent to the Caesars Superdome, with the stadium itself undergoing extensive renovations and improvements. Since playing a key role in the late Tom Benson's purchase of the Pelicans in 2012, Lauscha has helped broker agreements with the state to upgrade the team's playing and practice facilities. Following successful negotiations, the Pelicans are committed to the state through 2024 and the Smoothie King Center has undergone significant renovations and improvements.

In 2015, Lauscha helped negotiate an agreement with the state that resulted in \$40 million in enhancements for fans of both clubs. The Caesars Superdome debuted new state-of-the-art video boards in 2016 in addition to renovated suites and other fan amenities, while a new center-hung HD video scoreboard was installed in the Smoothie King Center for the 2015-16 Pelicans season. Lauscha has also played a key role in finalizing 2011 and 2014 ground-breaking naming rights and sponsorship agreements for both teams' playing facilities with Caesars Entertainment and Smoothie King.

Lauscha has overseen the most recent renovations, upgrades and the overall ongoing modernization to the iconic Caesars Superdome as part of the \$400 million "Envision the Future" campaign which began in 2020 and will continue in phases through 2024 in preparation for New Orleans and Caesars Superdome hosting Super Bowl LIX on February 9, 2025.

Lauscha was instrumental in the 2003 expansion of the Saints training facility. He later oversaw a renovation and expansion of the facilities and administrative offices for the Pelicans and Saints from 2012-13, while directing the construction of a basketball practice facility. The clubs are now housed on the same site, featuring some of the top facilities in professional sports. In July of 2017, Lauscha played a key role in the facilitation of a multi-year naming rights agreement for the entire campus on Airline Drive, renaming it the Ochsner Sports Performance Center. The clubs are now housed on the same site and feature some of the top facilities in professional sports.

Lauscha's committed to help attract major sporting events to New Orleans. He is a key member of the team that actively pursues future NBA All-Star Games, Super Bowls and NCAA Basketball Final Four Championships for New Orleans – and was instrumental in landing Super Bowl XLVII, which was played in 2013 and Super Bowl LIX to be played at the Caesars Superdome in February, 2025, which was awarded by the NFL in 2018. After Mr. and Mrs. Bensons' 2012 purchase of the Pelicans, the city has hosted NBA All-Star Games in 2014 and 2017.

Active throughout both sports and the community, Lauscha currently serves as a member of the Business Council of New Orleans, the Loyola University of New Orleans Board of Trustees, the Audubon Nature Institute Board and the National World War II Museum Board. Lauscha has completed terms as board president of the Preservation Resource Center, president of the regional chapter of the Boy Scouts of America and as a member of the Super Bowl XLVII Host Committee, the NBA All-Star Game Host Committee, the NCAA Final Four Host Committee, the NBA's Team Advisory Council of Presidents, the NFL's Ticketing Strategy Working Group, the NBA's Team CBA Advisory Committee, the Stuart Hall School Board of Trustees, the New Orleans Museum of Art Board, the New Orleans Mayor's Transition Subcommittee and the Loyola University New Orleans School of Business Visiting Committee.

Through his dealings with the Pelicans and Saints, state officials and local organizations have provided an opportunity for community involvement. His professional and charitable work was recognized by New Orleans CityBusiness, when Lauscha was selected as one of the 40 Most Influential Members of the Community. The honor is bestowed on those who are laying the groundwork for a better city. In 2010, he was named the Alumnus of the Year by Loyola's College of Business and was named to the 2010 Class of Role Models by the Young Leadership Council. He was honored by the Allstate Sugar Bowl Chapter of the National Football Foundation/College Football Hall of Fame with its 2014 Distinguished American Award. He was also awarded the Order of West Range by Pi Kappa Alpha. In 2015, Lauscha gave the commencement address to the graduates of the University of New Orleans. He was honored as a 2019 Laureate of Junior Achievement's Greater New Orleans chapter. In 2022, Lauscha was announced Jesuit High School Alumnus of the Year.

After graduating from Jesuit High School, Lauscha graduated from the University of Alabama with a bachelor's degree in business. He has also received a master's of business administration from Loyola University in New Orleans and is a licensed Certified Public Accountant. He has also completed the NFL Managers Program at Stanford University's Executive Education Graduate School of Business.





GREG BENSEL

SENIOR VICE PRESIDENT OF COMMUNICATIONS & BROADCASTING

With responsibilities that include overseeing the club's communications, broadcasting production, digital and social media, community relations, youth sports development and governmental relations departments, Greg Bensele enters his 11th season with the Pelicans. In addition, Bensele serves in the same role for the New Orleans Saints and as Senior Vice President of Communications, Production, Community and Government Relations for GMB Management, LLC, where he provides support in communications and community efforts and strategic counsel for all of Gayle Benson's business enterprises. These businesses include Mrs. Benson's local automotive dealerships, Corporate Realty, Benson Capital Partners and Faubourg Brewing Co.

Bensele also oversees and manages GMB Racing – the horse racing operation for Benson, a multi-million-dollar horse business which she started in 2014. Three of GMB Racing's horses – Tom's Ready, Mo Tom and Lone Sailor, have competed in the Kentucky Derby. GMB Racing currently has nearly 25 horses in the racing stable that include veteran five-year olds as well as up and coming yearlings. In addition, Bensele works with the staff at Benson Farm in Paris, Ky., managing and planning breeding's for the current Benson Farm broodmare band.

Bensele was promoted to vice president in 2006 after serving for nine seasons as director of media & public relations for the Saints. He became Senior Vice President of Communications for both clubs in 2012 after Tom Benson's purchase of the city's NBA Franchise.

In his current role with the Pelicans and Saints, Bensele is responsible for the strategic development and execution of communications strategies for the teams, their digital, social and broadcast platforms and the multi-faceted community relations programs, including community relations and youth sports development. Bensele has aligned these groups to maximize their effectiveness internally and externally, while continuing to spearhead the implementation of key new initiatives to increase the profile of the teams. He is also responsible for managing the government relations strategy and policies on behalf of both clubs and all of Mrs. Benson's enterprises.

Bensele has also worked on the NFL public relations staffs for three Super Bowls. Prior to joining the Saints, Bensele was director of media relations for the Super Bowl XXXI Host Committee and the Greater New Orleans Sports Foundation. He has also served on the media committee for the NCAA Men's Final Four, the SEC Men's Basketball Tournament and the Sugar Bowl.

A New Orleans native who graduated from Jesuit High School and Tulane University, Bensele started his professional sports career as a media relations administrator for the PGA of America, where he served on the public relations staffs for the 1991 PGA Championship, the 1991 Senior PGA Championship and the 1991 Ryder Cup.



BEN HALES

SENIOR VICE PRESIDENT/CHIEF OPERATING OFFICER

Serving as Senior Vice President of Marketing and Operations for GMB Management, LLC., Ben Hales oversees the marketing and operational efforts for both the New Orleans Pelicans and New Orleans Saints, as well as Gayle Benson's additional business ventures, responsible for the implementation of business operations that are aligned with short-term and long-term business goals for all her enterprises. Hales, who enters his 11th with the Pelicans and 23rd season with the Saints, previously, spent seven years as the Saints Vice President of Marketing and Business Development (2006-12), six as senior vice president of marketing and business development (2012-17) for both the Pelicans and Saints and the last five as senior vice president/chief operating officer for both clubs.

On a daily basis, Hales directs the Pelicans' and Saints' marketing and creative efforts, as well as community initiatives and game and event presentation. He is also intricately involved in both clubs' critical planning of short-term and long range marketing and operations efforts. Hales' duties also entail the playing facility operations at the Smoothie King Center and the Caesars Superdome, broadcasting partnerships, promotions, advertising, special events and youth programs.

During the 2012-13 NBA season, the Hornets franchise announced that they would re-brand following the season and become the New Orleans Pelicans. Hales was instrumental in the re-branding efforts from start to finish, helping to first conceptualize the look to represent the Pelicans namesake and leading the planning for the official announcement in January, 2013.

Hales has played a significant role in the negotiations and finalization for two groundbreaking naming rights deals for the Saints' iconic stadium, most recently a 20-year deal with Caesars Entertainment in 2021. Throughout his tenure, he has helped create and implement a variety of innovative opportunities for both local and national partners to build relationships with the club, including groundbreaking naming rights agreements and the development of Patron Saints Partners, a premium sponsorship program. Under his direction the club added a sponsorship and fulfillment department, to ensure corporate partners receive the highest level of service.

Hales joined the Saints in 2000 as a corporate sales account executive. In 2001, he was promoted to corporate sales and broadcasting manager before becoming a director the following year and assuming the responsibilities of business and marketing operations.

Prior to joining the Saints, Hales worked in television advertising in New Orleans. In addition to his community efforts on behalf of the team, Hales is a member of the New Orleans City Park Board of Commissioners and the People's Health Champions Selection Committee while also serving on the Super Bowl Bid Executive Committee and the NCAA Final Four Committee. Hales has also recently served on the Super Bowl XLVII Host Committee Executive Committee and NBA All-Star Host Committee.

In 2013, Hales was honored as a Young Leadership Council (YLC) Role Model and was named as one of The Gambit's 40 under 40 in 2012.

A New Orleans native and longtime Saints terrace and plaza level season ticketholder before joining the club, Hales earned a degree in English from the University of Mississippi in 1996.



ED LANG

SENIOR VICE PRESIDENT/CHIEF FINANCIAL OFFICER

Ed Lang begins his first season as Senior Vice President/CFO for GMB Management, LLC. In his role, Lang oversees the financial management of the New Orleans Pelicans and New Orleans Saints, as well as Gayle Benson's additional business enterprises, including Pelicans G-League team the Birmingham Squadron, her local automotive dealerships, GMB Racing, Corporate Realty and other real estate holdings, Benson Capital Partners and Faubourg Brewing Company. Lang was named Senior Vice President/Chief Financial Officer for the New Orleans Saints and New Orleans Pelicans in 2012.

Entering his 12th year with the Pelicans and 11th year with the Saints, Lang maintains the financial operations for both clubs and oversees business intelligence, information technology and facilities and grounds departments for both clubs.

Overseeing financial operations for the Pelicans and Saints, Lang leads the strategic planning, budgeting, financial reporting and tax and audit processes. He also serves as the primary financial liaison with the Louisiana Stadium and Exposition District, which is responsible for the maintenance, management and enhancement of the playing facilities of the Pelicans and Saints. In addition to working with the LSED for multiple renovations and enhancements of the home stadium and home court of the teams since 2012, Lang has also supervised several expansions of the Ochsner Sports Performance center, helping provide state of the art playing and practice facilities.

The Cincinnati native came to New Orleans in 2011, following 13 years with the National Hockey League's Nashville Predators in several different leadership capacities. For his last three years with the club he served as the team's President of Business Operations after the successful sale of the team to a new ownership group. Lang, who was with the franchise at its inception, began as the organization's Vice President/CFO and was named Executive Vice President of Finance and Administration/CFO in 2005.

Instrumental in assisting the club's founder Craig Leipold in securing the expansion franchise that became the Predators in 1997, Lang was one of the club's first employees, playing an important role in creating the organization's structure and establishing its business operations. He was in charge of all aspects of the Predators operations outside of hockey, including Bridgestone Arena operations and development of the club's long-term plans and goals. He was responsible for the franchise's business operations, which included ticket operations and sales, sponsorship sales, broadcasting, marketing, communications and development, administration and finances.

Prior to joining the Predators, Lang worked for S.C. Johnson and Son in Racine, Wisc. for 12 years. He served in a variety of business and financial capacities, including venture manager for the office of the chairman, financial support manager, North America professional markets; and financial project manager, corporate financial analysis.

In 2006, Lang was elected to the board of directors for Johnson Outdoors, a leading global outdoor recreation company. The company designs, manufactures and markets a portfolio of winning, consumer-preferred brands across four categories: watercraft, marine electronics, diving and outdoor equipment.

Lang serves on the board of the Louisiana Children's Museum. He also previously served on the Loyola University New Orleans School of Business Visiting Committee and the board of the Southeast Louisiana Boy Scouts of America. Prior to moving to New Orleans, Lang was very active in the Middle Tennessee community. He served as Chairman of Nashville's Adventure Science Center in 2008-10, and as a member on numerous boards, including the Nashville Convention and Visitors Bureau, the Nashville Downtown Partnership, Make-A-Wish Foundation of Middle Tennessee and the Nashville Predators Foundation.

A 1985 Indiana University graduate with a B.S. in finance, Lang received his MBA from Marquette University in 1992. He is an outdoor enthusiast and has competed in numerous triathlons, marathons and cycling events. He also enjoys skiing and mountain climbing.



VICKY NEUMEYER

SENIOR VICE PRESIDENT/GENERAL COUNSEL

Vicky Neumeyer was named Senior Vice President/General Counsel of the New Orleans Pelicans, in addition to serving in the same position for the New Orleans Saints, in June, 2012, overseeing all legal aspects of both teams.

Providing comprehensive legal consultation and services to the two clubs' executive staff and assuring compliance in all of the organizations' business endeavors, Neumeyer has been a key member of the Saints front office since joining the club in 2000 and was promoted to vice president/general counsel in 2006.

Her responsibilities include drafting key documents - including leases, sponsorship agreements and broadcast contracts - identifying and analyzing legal issues and presenting comprehensive recommendations. In 2021, Neumeyer took on added duties as the team's Infection Control Officer, with the club's priority being to keep players, coaches, staff and fans safe through the COVID-19 pandemic.

A member of the Louisiana and federal bar associations, prior to joining the Saints, Neumeyer spent over five years as an in-house corporate litigation attorney for Exxon. Previously she served as a judicial clerk for the Supreme Court of Louisiana and was in private practice as a consultant to major corporate clients and law firms.

Neumeyer possesses extensive experience in Sports Law, including antitrust, labor and organizational matters. She also has a comprehensive background in CAD engineering, software development firm drafting, negotiating contracts worldwide, copyrighting and in handling legal business issues.

In 2004, Neumeyer was selected by the Saints to attend the Stanford Business School's Executive Education NFL-Stanford Program for Managers, an educational program and honor known league-wide as an important training ground for promising executives. She has also been invited to speak at several venues, including Harvard Law School, The Sports Lawyer's Association annual conferences, American Bar Association programs, Tulane Law School, and Loyola University New Orleans Law School. She sits on the boards of The NOCCA Institute, the INFINITY Science Center, the Arizona State University Sports Law Program as well as the Sports Lawyers' Association, and is actively involved with the Girl Scouts of Southeast Louisiana.

After completing her undergraduate work Summa Cum Laude at the University of Wisconsin, Neumeyer earned a Master of Science Degree in Audiology at the school. She graduated with honors from Loyola Law School and attained a Master of Law with Distinction with a dual emphasis in Intellectual Property Law and Sports Law from Tulane School of Law.



MICHAEL STANFIELD

SENIOR VICE PRESIDENT OF SALES

As Senior Vice President of Sales of the New Orleans Pelicans and New Orleans Saints, Michael Stanfield is a key member of the front office for both clubs. The long-time sports administrative executive is responsible for overseeing the entire consumer and corporate sales efforts for both the New Orleans Pelicans and New Orleans Saints, the two revenue-generating facets of both organizations.

Entering his 11th season with the Pelicans and 23rd with the Saints, Stanfield is responsible for both clubs' sales efforts – directing the sale of season tickets, group tickets, floor seats and corporate partnerships, developing sales executives to the next level in their field, supervising the lease of the Smoothie King Center and Caesars Superdome luxury suites, managing food and beverage for both facilities, overseeing a vast merchandising business for both teams flanked by a Pelicans and Saints team store, as well as maintaining the clubs' high standards of customer service and retention.

Since taking over leadership of the Pelicans' ticket sales and merchandising efforts, the organization has seen an increase in season-ticket and merchandise sales totaling the second-largest growth in the NBA. In 2021, Stanfield oversaw a successful launch of ticket sales and corporate sponsorship for the Birmingham Squadron, the Pelicans' G League affiliate team based in Birmingham, Alabama.

Under his direction, the Saints have surpassed most of the club's ticket sales milestones, including selling out on a season-ticket basis for the first time in franchise history in 2006 – a feat that has continued for 16-straight seasons. In addition the club has leased every Superdome suite since the beginning of the 2008 campaign. Saints official merchandise has grown annually into one of the NFL's top sellers. Stanfield also supervises the ticket, suite sales and box office personnel on a daily basis, in addition to serving as the food and beverage service liaison with the Caesars Superdome. Stanfield's team sold out every Pelicans and Saints suite for the entirety of the 2021-22 NBA and NFL seasons. Stanfield and his team sold out every season ticket floor seat for the 2022-23 season, and have overseen the improvements of the Courtside Club and Chairman's Clubs, dedicated to premium season ticket holders.

Since Stanfield's arrival in 2000, the Saints have sold out every contest in the Superdome but one. Prior to the 2006 season, an innovative season-ticket marketing program fueled the rise of filling the stadium on a season-ticket basis. Fans on all economic levels were reached in an effort to retain existing accounts while cultivating new ones, and those efforts built a waiting list that has continued to grow for season tickets for the first time in franchise history.

Stanfield has also helped administer an overhaul of the organization's direct-to-consumer strategy, focusing on implementing an innovative and forward-thinking approach in the ever-changing landscape of sales in the sports industry. The Saints have been ranked number one by the National Football League in Overall Gameday Satisfaction for the past two seasons in a survey conducted by the NFL's League Observation Program and third party Expert Review Audits of all 32 clubs in an eight-category review. The Pelicans continuously rank among the top of the NBA in season ticket holder satisfaction in league-commissioned surveys, due in large part to the group's emphasis on culture and team spirit. Stanfield's sales groups serve as a training ground for developing and producing successful salespeople throughout the world of sports.

At the same time as making fan experience a top priority, Stanfield has also been deeply involved in the extension and expansion of the already sizable corporate sponsorship base for both clubs. In recent years, Stanfield has directed the extension of long-term agreements with numerous valued partners like Cox Communications, Entergy and Verizon, as well as the expansion of the Ochsner Health System partnership to include naming rights for the Ochsner Sports Performance Center. In 2021, Stanfield and his staff finalized a ground-breaking 20-year naming rights deal for the Saints' iconic stadium with Caesars Entertainment.

A graduate of St. Leo (Fla.) University, Stanfield started his career in sports, serving as the assistant general manager of the Clinton (Iowa), Class A baseball team in 1988 and had attained impressive sales results in sports prior to joining the Saints in 2000. In 2007, Stanfield completed Stanford Business School's Executive Education NFL-Stanford Program for Managers, an educational program and honor known league-wide as an important training ground for promising executives.

Stanfield is on the Board of Directors for the Jefferson Chamber of Commerce and served as a member of the Super Bowl XLVII Host Committee and the Executive Host Committee for the 2014 and 2017 NBA All-Star Games. Additionally, Stanfield is a member of the Jefferson Business Council and served on the transition team for the Mayor of the City of Kenner. A sports industry public speaker, Stanfield has given presentations at many national events. He is also an active speaker at numerous youth foundations and professional groups both nationally and throughout the Gulf South.

Stanfield and his wife Stacey, have one daughter, Olivia.



BASKETBALL OPERATIONS



DAVID GRIFFIN

EXECUTIVE VICE PRESIDENT OF BASKETBALL OPERATIONS

David Griffin enters his fourth season with the New Orleans Pelicans after being named the team's Executive Vice President of Basketball Operations on April 17, 2019.

In 2021-22, the Pelicans earned their first playoff berth of Griffin's tenure. The ninth-seed in the Western Conference, New Orleans won both Play-In Tournament games to clinch a First Round matchup against the Phoenix Suns, in which they pushed the one-seed to six games.

Prior to joining the Pelicans, Griffin served as the Cleveland Cavaliers' Vice President of Basketball Operations from 2010-14 and General Manager from 2014-17. Under his guidance, the Cavaliers won 53 games in the 2014-15 season and reached their first of three consecutive trips to the NBA Finals, with Griffin finishing second in NBA Basketball Executive of the Year voting. The following season, Griffin led the Cavaliers to a 57-win season – the third highest total in franchise history – and Cleveland went on to defeat the Golden State Warriors in the 2016 NBA Finals, bringing the franchise its first championship and the city of Cleveland their first professional title in 52 years.

Prior to joining the Cavaliers, Griffin spent 17 seasons with the Suns, the last three as the club's senior vice president of basketball operations after being named to the position in June 2007. After originally joining the Suns basketball communications department in 1993 as an intern, Griffin saw his responsibilities steadily grow due to his passion, work ethic and analytical expertise.

After aiding the club's media relations efforts for four seasons, Griffin moved to the basketball operations side in 1997, with a primary focus on statistical analysis, draft and free agency information, video preparation and scouting reports. Along the way, Griffin held the titles of assistant general manager of player personnel, director of player personnel, assistant director of player personnel and basketball operations assistant with the Suns.

A native of Phoenix, Arizona, Griffin graduated from Arizona State University in 1995 with a degree in Political Science.

GRIFFIN IN THE NBA FRONT OFFICE

Year	Title
1997-00	Basketball Operations Assistant - Phoenix Suns
2000-02	Assistant Director of Player Personnel - Phoenix Suns
2002-03	Director of Player Personnel - Phoenix Suns
2003-07	Assistant General Manager - Phoenix Suns
2007-10	Senior Vice President, Basketball Operations - Phoenix Suns
2010-14	Senior Vice President, Basketball Operations - Cleveland Cavaliers
2014-17	General Manager - Cleveland Cavaliers
2019-Present	Executive Vice President of Basketball Operations - New Orleans Pelicans



TRAJAN LANGDON

GENERAL MANAGER

Trajan Langdon returns for his fourth season after being named the New Orleans Pelicans General Manager on May 19, 2019, reporting directly to Executive Vice President of Basketball Operations, David Griffin.

During the 2021-22 season, Langdon played a part in the mid-season trade with the Portland Trail Blazers. After making some roster changes, the Pelicans won both Play-In Tournament games to advance to the First Round of the 2022 NBA Playoffs, where they would push the Phoenix Suns to six games.

Prior to joining the Pelicans, Langdon served as the assistant general manager for the Brooklyn Nets after being named to the post on March 8, 2016. Langdon, who also served as general manager of the Brooklyn Nets' NBA G League affiliate – the Long Island Nets – was named the 2018-19 NBA G League Basketball Executive of the Year after Long Island tied for the NBA G League's best record (34-16), earning the franchise's first postseason berth as the No. 1 playoff seed in the Eastern Conference, and advanced to the 2019 NBA G League Finals.

Langdon joined the Nets after having served as the director of player administration and basketball operations for the Cleveland Cavaliers during the 2015-16 season. While with the Cavaliers, Langdon worked closely with the team's general manager on various basketball and front office matters, with their community relations team on player programs, and was responsible for pro player personnel reporting for opponents, college and NBA G League scouting. Langdon began his front office career with the San Antonio Spurs, serving as a pro scout from 2012-15, and was a member of the team's front office during their 2013-14 championship season.

A first round pick (11th overall) of the Cavaliers in 1999, Langdon played three seasons with Cleveland, where he totaled 119 games, and became the first Alaskan to play in the NBA. Following his stint in the NBA, Langdon played nine seasons overseas in Russia, Turkey and Italy. His best years came with CSKA Moscow, where he was a two-time Euroleague champion (2006, 2008), Euroleague Final Four MVP (2008), two-time All-Euroleague First Team selection (2007, 2008) and All-Euroleague Second Team selection (2006). He was also named to the Euroleague 2001-10 All-Decade Team.

A native of Anchorage, Alaska, Langdon played collegiately at Duke, where he left as the school's all-time leader in three-point field goals made and was a First-Team All-ACC selection (1997-99) and consensus Second-Team All-American (1999). After graduating from Duke with degrees in mathematics and history, he played for the USA Basketball National Team in the 1998 FIBA World Championship, winning the bronze medal.

Trajan and his wife, Tatiana, have three children, a daughter, Anya, and two sons, Tayden and Troy.

LANGDON IN THE NBA/NBA G LEAGUE FRONT OFFICE

Year	Title
2012-15	Pro Scout-San Antonio Spurs
2015-16	Director of Player Administration and Basketball Operations-Cleveland Cavaliers
2016-19	Assistant General Manager-Brooklyn Nets/General Manager-Long Island Nets (G League)
2019-Present	General Manager - New Orleans Pelicans



WILLIE GREEN

HEAD COACH

On July 22, 2021, Willie Green was named the head coach of the New Orleans Pelicans – the eighth in the franchise’s history.

In his first season with the Pelicans, Green led the team to its first playoff appearance since 2018. Praised around the league for his steady and calm demeanor, Green helped the Pelicans overcome a 1-12 start to the season to earn the ninth seed and reach the postseason Play-In Tournament. The Pelicans defeated San Antonio and the LA Clippers to clinch a First Round matchup against the Phoenix Suns, in which they pushed the one-seed to six games.

Green returns to the Crescent City after spending two seasons as an assistant coach with the Phoenix Suns following three seasons as assistant coach/player development for the Golden State Warriors. Green has received high praise from many in Phoenix, Golden State, and beyond for his coaching knowledge and demeanor.

Green joined the Pelicans after spending the previous two seasons (2019-21) as an assistant coach for the Phoenix Suns. As a part of head coach Monty Williams’ staff, Green helped guide the 2021 Western Conference Champions to their first NBA Finals appearance since 1993. As the Suns’ defensive coordinator, Phoenix finished the regular season with the NBA’s sixth-best defensive rating. He also served as the Phoenix’s head coach for NBA Summer League in 2019, leading the Suns to a 3-1 record in Las Vegas.

Prior to joining Phoenix, Green spent three seasons (2016-19) as assistant coach/player development for the Golden State Warriors. While on head coach Steve Kerr’s staff, Green helped the Warriors win back-to-back NBA Championships in 2017 and 2018 before returning to the NBA Finals in 2019. He also served as the Warriors’ head coach for NBA Summer League in 2018, leading Golden State to the California Classic’s only 3-0 record.

A 12-year NBA veteran as a player, Green averaged 8.3 points, 1.8 rebounds and 1.4 assists in 731 regular season games (297 starts) with Philadelphia, New Orleans, Atlanta, the LA Clippers and Orlando from 2003-2015. The 6-4 shooting guard played his first seven seasons in Philadelphia, including in 2007-08 when he averaged a career-high 12.4 points for the 76ers. He qualified for the playoffs seven times in his 12 seasons, averaging 5.2 points in 36 career playoff games (12 starts). In 2010-11, Green was a key member of a New Orleans team that went on to win 46 games and earn a playoff berth, averaging 8.7 points while appearing in 77 games. For nearly 10 seasons, Green held New Orleans’s franchise record for consecutive field goals made in a game (12, 4/8/11 vs. PHX) before being broken by Zion Williamson (13, 1/17/21 at SAC).

Prior to being selected with the 41st overall pick by Seattle in 2003, Green was a four-year standout at the University of Detroit Mercy. A native of Detroit, he won Horizon League Player of the Year as a senior in 2003 and helped the Titans to two NIT appearances in 2001 and 2002, including a trip to the semifinals at Madison Square Garden in 2001. Green remains fourth in program history in career points scored.

GREEN YEAR-BY-YEAR

NBA HEAD COACH

Year	Team	W	L	Pct.
2021-22	New Orleans	36	46	.439
Totals		36	46	.439
Playoffs		2	4	.333

GREEN YEAR-BY-YEAR

NBA ASSISTANT COACH

Year	Team	W	L	Pct.
2016-17	Golden State*	67	15	.817
2017-18	Golden State*	58	24	.707
2018-19	Golden State*	57	25	.695
2019-20	Phoenix	34	39	.466
2020-21	Phoenix*	51	21	.708
Totals		267	124	.683

*Won NBA Championship

*Western Conference Champions

NBA PLAYING CAREER

Year	Team	GP	PPG	RPG
2003-04	Philadelphia	53	6.9	1.2
2004-05	Philadelphia	57	7.7	2.3
2005-06	Philadelphia	10	7.0	1.5
2006-07	Philadelphia	74	11.3	2.1
2007-08	Philadelphia	74	12.4	2.5
2008-09	Philadelphia	81	8.5	1.6
2009-10	Philadelphia	73	8.7	1.8
2010-11	New Orleans	77	8.7	2.1
2011-12	Atlanta	53	7.6	1.5
2012-13	LA Clippers	72	6.3	1.3
2013-14	LA Clippers	55	5.0	1.4
2014-15	Orlando	52	5.9	1.5
Totals		731	8.3	1.8
Playoffs		36	5.2	1.3



JARRON COLLINS

ASSISTANT COACH

Jarron Collins returns to New Orleans for his second season as an assistant coach with the New Orleans Pelicans.

During the 2022 NBA Summer League, Collins served as the Pelicans' Summer League Head Coach, where he would lead the team to a 3-2 (.600) record, finishing fourth overall.

Prior to joining the Pelicans, Collins spent the previous seven seasons on the Golden State Warriors coaching staff, helping the Warriors earn five consecutive NBA Finals appearances and three NBA Championships (2014-15, 2016-17 & 2017-18) during his tenure. He joined the club as a player development coach prior to the 2014-15 campaign before moving to the front of the bench in 2015-16 with his promotion to assistant coach. Collins and Head Coach Willie Green served together on Golden State's staff from 2016-19.

Collins played 10 seasons in the NBA, posting career averages of 3.9 points and 2.9 rebounds in 542 regular-season games with the Utah Jazz, Phoenix Suns, Los Angeles Clippers and Portland Trail Blazers. During his career, his teams made five appearances in the NBA Playoffs.

Selected out of Stanford by the Jazz with the 52nd overall pick in the 2001 NBA Draft, Collins spent the first eight seasons of his career in Utah before joining the Suns in 2009-10 during current Warriors Head Coach Steve Kerr's final season as the team's GM.

After finishing his playing career in 2010-11, the Northridge, Calif., native spent two seasons as a personnel scout for the Clippers, and also worked as a television analyst for several outlets, including Pac-12 Networks, ESPNU and the Los Angeles Sparks.

His twin brother, Jason, was a college teammate at Stanford and played 13 years in the NBA. In September 2017, both Jarron and Jason were inducted into the Stanford Athletic Hall of Fame.

Jarron and his wife, Elsa, have two daughters, Alessandra and Valentina, and one son, Massimo.



CASEY HILL

ASSISTANT COACH

Casey Hill enters his third season with the New Orleans Pelicans after spending 2018-20 as an assistant coach for the Los Angeles Clippers.

Prior to joining Doc Rivers' staff, Hill spent the 2017-18 season as head coach of the Clippers' NBA G League affiliate, the Agua Caliente Clippers, leading the team to a 23-27 record in its inaugural season. Hill joined the Clippers after four seasons as head coach of the Santa Cruz Warriors, G League affiliate of the Golden State Warriors, where he led the franchise to its first-ever G League title in 2014-15. Hill and his staff in Santa Cruz earned the 2013-14 NBA G League "Development Champion" award, an annual honor that recognizes the team that best embodies the league's goals of developing NBA basketball talent via call-ups and assignments. Prior to joining Santa Cruz staff, Hill worked under his father, longtime NBA coach Bob Hill, with the Tokyo Apache, a professional team in Japan.

Hill is a graduate of Trinity University (TX), where he was a member of the Tigers' basketball team that advanced three times to the NCAA Division III Playoffs, including the 2004-05 Elite Eight, and captured two Southern Collegiate Athletic Conference Championships from 2003-07.

Hill and his wife, Lizz moved to the New Orleans area ahead of the 2020-21 season.



FRED VINSON

ASSISTANT COACH

Fred Vinson returns for his 13th season as an assistant coach with the New Orleans Pelicans, his 16th season overall as an NBA assistant coach. Vinson has helped the Pelicans to four playoff appearances (one as the New Orleans Hornets). He also served as the Pelicans' 2019 NBA Summer League head coach in Las Vegas, where he led the team to the semifinals.

Prior to joining the Pelicans, Vinson was an assistant coach for the Los Angeles Clippers from 2007-10. In addition to his duties as an assistant coach, Vinson also served as Director of Player Programs for the Clippers, where he was responsible for mentoring young players and easing their transition to the NBA. He has also participated in the NBA's Basketball Without Borders program in both Mexico City and New Orleans.

Vinson played 13 years of professional basketball, including two NBA seasons with the Atlanta Hawks and Seattle SuperSonics. In addition to playing in the United States Basketball League, Continental Basketball Association and American Basketball Association, Vinson spent several years overseas with professional clubs in the Philippines, Israel, Venezuela, Poland and France. In 2003, Vinson was a member of the CBA Champion Yakima Sun Kings, in addition to being named a CBA All-Star that season. He also holds the record for most points in a game in Guaiqueries de Margarita (Venezuela) team history with 53.

Vinson graduated from Georgia Tech in 1994 with a degree in Business Management and was a three-year letterman for the Yellow Jackets. He also attended Chowan Junior College (North Carolina), where he was inducted into the school's Hall of Fame in November 2014.



TERESA WEATHERSPOON

ASSISTANT COACH

Teresa Weatherspoon returns for her fourth season with New Orleans – her third as assistant coach – after serving as a two-way player development coach in 2019-20.

Prior to joining the Pelicans, Weatherspoon served as the Director of Player and Franchise Development with the WNBA's New York Liberty for the previous four seasons. Prior to her time in the Liberty front office, Weatherspoon was the head coach at her alma mater, Louisiana Tech University, from 2009-14, leading the Lady Techsters to a 99-71 (.582) record over six seasons, making consecutive trips to the NCAA tournament in 2010 and 2011, and winning the WAC tournament in 2010. She initially joined the women's basketball program at Louisiana Tech in the 2008-09 season, serving as associate head coach after serving as the head coach of the Westchester (NY) Phantoms of the American Basketball Association during the 2007-08 season.

After a collegiate playing career at Louisiana Tech from 1984-88, where she helped lead her team to the 1988 NCAA National Championship during her senior campaign, Weatherspoon embarked on a 16-year playing career, beginning overseas with stops in Italy and Russia from 1988-1996, then joining the New York Liberty from 1997-03, and finishing her professional career as a member of the Los Angeles Sparks in 2004. In 254 career regular season games in the WNBA, Weatherspoon averaged 5.0 points, 5.3 assists, 3.1 rebounds and 1.8 steals while earning multiple accolades along the way, including back-to-back Defensive Player of the Year awards in 1997 and 1998, four consecutive All-WNBA Second Team nods from 1997-2000 and five straight All-Star appearances from 1999-2003. At the conclusion of her career, Weatherspoon was named one of the WNBA's top 15 players of all time in 2011 and was a member of the WNBA Top 20@20 list in 2016. A 2010 inductee into the Women's Basketball Hall of Fame, Weatherspoon was recently enshrined into the Naismith Memorial Basketball Hall of Fame in Springfield, Massachusetts as part of the 2019 class.

A native of Pineland, Texas, Weatherspoon represented the United States in international competition multiple times, helping Team USA earn gold medals at the 1986 FIBA Women's World Cup in Moscow and the 1988 Olympics in Seoul, and a bronze medal at the 1992 Olympics in Barcelona.



RYAN FRAZIER


ASSISTANT COACH

Ryan Frazier enters his second season with New Orleans, first as an assistant coach after serving the previous season (2021-22) as a player development coach.

Frazier entered the coaching world as a graduate manager for the men's basketball program at George Mason University in 2017-18, and served as a video/player development assistant for the Milwaukee Bucks during the 2018-19 season.

He played four seasons at Bucknell University from 2012-2016, helping lead the Bison to three postseason appearances including a 2013 NCAA tournament bid and two NIT berths. Frazier earned Patriot League All-Defensive Team honors as a senior in 2015-16, and also excelled in the classroom and community, twice earning the Arthur Ashe Sports Scholar Award as well as the 2014-15 Patriot League Award for Outstanding Leadership and Character.

The native of Silver Spring, Maryland worked as an equity capital markets analyst from 2016-2017 before his time at George Mason.



RYAN PANNONE

ASSISTANT COACH

Ryan Pannone enters his first season with New Orleans as an assistant coach after serving as the head coach of the Pelicans' G League affiliate, the Birmingham Squadron, last season.

Before the Pelicans' G League affiliate relocated to Birmingham, Pannone served as the head coach of the Erie BayHawks from 2019-21, where he also served as an assistant coach during the 2014-15 season.

Prior to his return to Erie in 2019, the Clearwater, Fla. native served as an assistant coach with the Israeli club Hapoel Jerusalem during the 2018-19 season, and also served as the advance scout and video coordinator of the Angola Men's National team.

Internationally, Pannone served as the head coach of BC Prievidza of Slovakia during the 2017-18 campaign, and previously held assistant coaching positions in South Korea (LG Lakers, 201-17), Germany (Hanau White Wings, 2015-16) and China (Guangzhou Long Lions, 2012-13).

The University of South Florida alum earned his first taste of NBA coaching experience working as an assistant coach with the Memphis Grizzlies during the 2013 NBA Summer League.

Pannone started his coaching career in 2006 when he served as the head coach for Oldsmar Christian High School in Florida. He led the team to an overall record of 131-42 over five years and was the only team over the last 20 years to beat a top 25 team in the country from Pinellas, Pasco and Hillsborough counties. Pannone helped over 20 seniors sign basketball scholarships to multiple Division I programs, including N.C. State, Georgia, Duquesne, Liberty, Tennessee Tech, Florida Gulf Coast, North Florida and Georgia State.



MIKE D'ANTONI

COACHING ADVISOR

Mike D'Antoni returns to New Orleans for his second season as a coaching advisor.

Prior to joining the Pelicans, D'Antoni served as an assistant coach for the Brooklyn Nets under head coach Steve Nash, where he helped lead the team to a 48-24 record and an appearance in the NBA Eastern Conference Semifinals.

Over 16 seasons, D'Antoni has amassed a record of 672-527 (.560 winning percentage) as a head coach with Denver (1998-99), Phoenix (2003-08), New York (2008-12), L.A. Lakers (2012-14) and Houston (2016-20). He is one of just nine coaches in NBA history to be named Coach of the Year multiple times, earning his first award in 2005 after leading Phoenix to a

franchise-record-tying 62 wins, and securing his second Coach of the Year honor in 2017 with Houston. D'Antoni has led his teams to the playoffs 10 times, including three trips to the Western Conference Finals (2005 and 2006 with Phoenix and 2018 with Houston). He also previously served as an assistant coach with Denver (1997-98), Portland (2000-01) and Phoenix (2002-03), as well as associate head coach with Philadelphia (2015-16).

A native of Mullens, W.Va., D'Antoni was selected with the 20th overall pick in the second round of the 1973 NBA Draft by the Kansas City-Omaha Kings. He spent time with Kansas City-Omaha (1973-75) and San Antonio (1976-77) in the NBA and the Spirits of St. Louis (1975-76) in the ABA before embarking on a 13-year career (1977-90) with Olimpia Milano in Lega Basket Serie A in Italy.

A dual citizen of the U.S. and Italy, D'Antoni captured five league championships, two EuroLeague titles and was named one of the 50 Greatest Contributors in EuroLeague history in 2008. D'Antoni also began his coaching career in Italy, leading Olimpia Milano for four seasons (1990-94) and Benetton Basket for three seasons (1994-97) before being hired by the Nuggets as an assistant coach.



COREY BREWER **ASSISTANT/PLAYER DEVELOPMENT COACH**

Corey Brewer enters his third season with the Pelicans as a player development coach and first as an assistant coach after a 13-year NBA career.

In 2022, Brewer was drafted in the second round (19th overall) of the 2022 BIG3 SuperDraft by Bivouac, led by NBA Hall of Famer Gary Payton.

Selected seventh overall in the 2007 NBA Draft, Brewer holds career averages of 8.7 points, 2.8 rebounds, and 1.5 assists in 819 regular season games for Minnesota, Dallas, Denver, Houston, the Los Angeles Lakers, Oklahoma City, Philadelphia and Sacramento.

Brewer averaged 11.3 points, 4.3 rebounds, and 2.8 assists during his three-year collegiate career and was a key member of the University of Florida's back-to-back National Championship teams in 2006 and 2007, earning the NCAA Basketball Tournament Most Outstanding Player Award in 2007.



DARNELL LAZARE **ASSISTANT/PLAYER DEVELOPMENT COACH**

Darnell Lazare enters his fourth season with the Pelicans, his first season as assistant/player development coach after serving as a player development coach the past three seasons.

Born in Lafayette, La., Lazare starred at Woodlawn High School in Baton Rouge before a four-year collegiate career at Louisiana State University. Upon graduation, Lazare embarked on a professional playing career with stops in the NBA G League with the Maine Red Claws, Fort Wayne Mad Ants and Idaho Stampede, as well as internationally in Sweden, the Ukraine, Australia, New Zealand and Canada, earning All-Star Selections in the G League in 2012 and in Australia's National Basketball League, and the Ukrainian Super League.

Lazare began his coaching career in 2015, serving as an assistant with the Iowa Energy of the G League.



BRIAN ORMANDY **HEAD VIDEO COORDINATOR**

Brian Ormandy begins his sixth season as the Pelicans' video coordinator after serving as the team's assistant video coordinator from 2015-17.

Prior to joining the Pelicans, Ormandy served as a video intern with the NBA Champion Golden State Warriors during the 2014-15 season and the Houston Rockets during the 2013-14 season. In 2012-13, Ormandy served as a graduate assistant coach for the men's basketball team at Fairleigh Dickinson University.

A native of Brooklyn, New York, Ormandy earned a bachelor's degree in business from St. Joseph's University in 2011.



SWIN CASH

VICE PRESIDENT OF BASKETBALL OPERATIONS & TEAM DEVELOPMENT

Swin Cash is entering her fourth season with the Pelicans after being named the Vice President of Basketball Operations & Team Development in June of 2019. In her role, Cash assists in scouting as well as player development both on and off the court.

During an illustrious 15-year WNBA career, Cash appeared in nearly 500 regular season games with the Detroit Shock, Seattle Storm, Chicago Sky, Atlanta Dream and New York Liberty. A three-time WNBA champion (2003, 2006, 2010), four-time WNBA All-Star (2003, 2005, 2009, 2011), and two-time WNBA All-Star Game MVP (2009, 2011), Swin also helped lead the U.S. Women's National Team to two Olympic gold medals (2004, 2012) and was named one of the WNBA's Top 20 Best and Most Influential players.

Selected number two overall by Detroit in the 2002 WNBA Draft out of the University of Connecticut, Cash helped the Huskies win national championships in 2000 and 2002 and was named the 2002 Final Four's Most Outstanding Player.

Following her retirement from playing at the conclusion of the 2016 WNBA season, Swin remained with the New York Liberty and assumed a first-of-its-kind WNBA front office position as Director of Franchise Development in January of 2017. Cash also went on to cover sports and culture for several different media outlets, including Turner Sports, CBS Sports, and MSG Network.

Cash was named to the Naismith Memorial Basketball Hall of Fame's Class of 2022 on April 2, and will be celebrated September 9-10 during this year's Enshrinement festivities in Springfield, Massachusetts.

In August of 2021, Cash was formally inducted into the Women's Basketball Hall of Fame as part of a class that was originally announced in February 2020 and scheduled to be inducted during a June 2020 ceremony, but was pushed back due to the COVID-19 pandemic.

Off the court, Swin is the founder of Cash Building Blocks, an urban development company that renovates and offers affordable homes for low income families, the Cash for Kids Charity, whose mission is to motivate, educate & elevate kids through physical fitness, nutrition, education, cultural trips, and sports camps. She has also worked extensively with the NBA as a global ambassador for social responsibility and NBA Cares.




BRYSON GRAHAM

ASSISTANT GENERAL MANAGER

Bryson Graham begins his 13th season with the Pelicans, his fourth as Assistant General Manager. Graham joined the Pelicans as a front office intern during the 2010-11 season and rose through the ranks, serving as player development director in 2011-12, video coordinator/player development coach from 2012-14, scouting coordinator from 2014-17 and director of college scouting from 2017-19.

Prior to joining the Pelicans, Graham was a graduate assistant for the Texas A&M men's basketball team while in graduate school following a three year playing career at A&M. Graham was part of the Aggies men's basketball teams that advanced to the Sweet Sixteen in 2006-07 and the second round of the NCAA Tournament in 2007-08 and 2008-09, graduating in 2009 with a degree in human resource development with a minor in business. The San Antonio native was selected to the Big 12 All-Academic Team three consecutive seasons between 2007 and 2009 and was also part of the Big 12 Winter Chick-fil-A Community of Champions.



SHANE KUPPERMAN

ASSISTANT GENERAL MANAGER, SALARY CAP & STRATEGY

Shane Kupperman, a native New Orleanian, enters his 14th season with the New Orleans Pelicans. As Assistant General Manager, Salary Cap & Strategy, Kupperman's responsibilities include salary cap management, roster management, player evaluation at the collegiate, professional, and international levels, and assists in the day-to-day management of basketball operations. Kupperman previously served in a variety of roles with the Pelicans, including responsibility for the team's analytics efforts.

Prior to joining the Pelicans, Kupperman served two seasons on the basketball staff at the University of Southern California. Kupperman began his basketball career while in college at Indiana University where he was a student manager. He and his wife, Allison, have two daughters, Ellie and Arie.




MARC CHASANOFF

SENIOR DIRECTOR OF BASKETBALL OPERATIONS

Marc Chasanoff enters his 13th season with the New Orleans Pelicans, his fourth as senior director of basketball operations. Previously, Chasanoff has served as a basketball operations assistant, assistant video coordinator, pro scout, coordinator of pro player personnel and most recently, director of pro player personnel.

Prior to coming to New Orleans, Chasanoff worked as a basketball operations intern with the Charlotte Bobcats.

Chasanoff, a Bradenton, Fla. native, went to Flagler College and received a degree in Sports Management and Business Administration.




MICHAEL HARTMAN

SENIOR DIRECTOR OF BASKETBALL OPERATIONS

Michael Hartman begins his first season with the Pelicans as Senior Director of Basketball Operations after spending two seasons with the Pelicans as Senior Director of Analytics. Hartman assists the Pelicans' front office and coaching staff in using data to make more informed basketball decisions, including free agent signings, trades, coaching strategy, and player development. He also oversees the software development and data engineering efforts for the basketball operations department.

Prior to joining the Pelicans, Hartman spent five seasons with the Cleveland Cavaliers in various basketball analytics roles. He joined the Cavs in 2016 as Basketball Analytics Developer, was promoted to Basketball Analytics Coordinator in 2017, then served on the Cavs' coaching staff as Director of Coaching Analytics/Player Development until 2020.

After growing up in Maryland, Hartman graduated from the University of Pennsylvania then spent three years at OrderUp, a Baltimore-based startup that was acquired by Groupon in 2015.



SAMMY GELFAND

SENIOR DIRECTOR OF BASKETBALL ANALYTICS

Sammy Gelfand enters his first season with the New Orleans Pelicans as Senior Director of Basketball Analytics. Gelfand spent the previous two seasons with the Detroit Pistons as Director of Coaching Analytics. Before Detroit, he spent seven years with the Golden State Warriors Organization (2 in the G-League and 5 in the NBA).

With the Pistons, Gelfand was the main resource for all statistical analysis as it relates to coaching, while also helping with some of the day to day operations with the team.

Gelfand, a Chicago native, attended George Washington University where he obtained a degree in Political Science and History before attending Georgetown University to earn a Masters in Sports Industry Management.



AARON NELSON **VICE PRESIDENT OF PLAYER CARE AND PERFORMANCE**

Among the most well-regarded head athletic trainers in all of professional sports, Aaron Nelson enters his fourth season as the Pelicans' Vice President of Player Care & Performance.

During his time in New Orleans, Nelson has guided the Pelicans through the unique challenges during the COVID-19 outbreak, constantly communicating with staff to manage the unprecedented uncertainty of the pandemic, as well as worked with the NBA to develop and follow the proper

protocols.

Prior to joining the Pelicans, Nelson served on the Phoenix Suns training staff for 26 seasons, including the last 19 as the team's head athletic trainer, only the second in team history. Nelson, who was the second-youngest head athletic trainer in the NBA when he was promoted, was originally hired as the Suns' assistant athletic trainer in 1993. He and his staff built the Suns into an industry-leader with a reputation for prolonging the careers of some of the game's best.

Included in his role are the prevention, treatment and rehabilitation of injuries, athlete performance enhancement and recovery and overseeing the player care and performance staff.

Nelson, who was named the Joe O'Toole NBA Athletic Trainer of the Year by the National Basketball Athletic Trainers Association for 2009, is certified and licensed as an athletic trainer, performance enhancement specialist (PES) and corrective exercise specialist (CES). He is the acting Chairman of the National Basketball Athletic Trainers Association (NBATA) and a member of the National Athletic Trainers Association (NATA) and Arizona Athletic Trainers Association (AZATA). In the Spring of 2010, Nelson was appointed by Arizona's Governor Jan Brewer to serve on the Arizona Board of Athletic Training, where he served as chairman before completing his five-year term on the board in 2015. He served as a member of the SMAC (Sports Medicine Advisory Committee) for the AIA (Arizona Interscholastic Association). Nelson also served as the athletic trainer for the USA Basketball Men's Select Team that helped prepare the 2007 USA Senior National Team for the FIBA Americas Championship in Las Vegas.

Following graduation from Iowa State University in December 1992, Nelson spent the spring 1993 semester as a graduate assistant at Arizona State University. While an undergraduate, he was a student athletic trainer for four years under NATA Hall of Famer Frank Randall. He earned a Bachelor of Science degree in Physical Education with an emphasis on Athletic Training and a minor in Health. Nelson, who is a member of the Fusionetics Advisory Board, received his Master of Science degree in Exercise Science from California University at Pennsylvania.

In the summer of 2004, Nelson completed a two-week volunteer internship with the United States Olympic Committee (USOC) in the sports medicine department at the Olympic training facility in Chula Vista, California.

The Manning, Iowa native is the brother-in-law of 14-year NBA veteran and former Suns and Knicks Head Coach Jeff Hornacek. He and wife Jessica have two sons, Andrew and Logan, and a daughter, Emma.




TOM MAYSTADT **HEAD ATHLETIC TRAINER**

Tom Maystadt enters his fourth season as the Pelicans' Head Athletic Trainer. Maystadt previously served as the Rehabilitation Coordinator and Assistant Athletic Trainer of the Phoenix Suns for 10 seasons. Maystadt is certified as an athletic trainer, corrective exercise specialist (CES) and performance enhancement specialist (PES). Maystadt is also a member of the National Athletic Trainers Association (NATA), National Basketball Athletic Trainers Association (NBATA) and Arizona Athletic Trainers Association (AZATA).

Following graduation from Iowa State University in 1992, Maystadt spent 16 years in the clinical and outreach setting while directing sports medicine clinics with Physiotherapy Associates (1999-2009). He was also the coordinator of the sports medicine programs in the Chandler Unified School District (CUSD) and Dobson High School in Mesa, AZ (1993-2000).

Maystadt and his wife, Jennifer, have 2 daughters, Grace and Lily.



DANIEL BOVE **DIRECTOR OF PERFORMANCE & SPORTS SCIENCE**

Daniel Bove enters his third season with the Pelicans – his second as Head Strength & Conditioning Coach – after serving as the team’s Director of Sports Science & Performance during the 2020-21 season.

Prior to joining the Pelicans, Bove served as the Director of Performance for the Phoenix Suns from 2018-20. In this role, Bove led the efforts of the performance staff, taking the initiative in developing, designing and implementing the Suns’ athlete management system, including the integration of sports science concepts and utilizing different technologies to maximize athletic performance while minimizing injury risk.

Prior to his time in Phoenix, Bove served as the Atlanta Hawks sports scientist/assistant strength and conditioning coach from 2016-18. Prior to joining the Hawks, Bove was a graduate assistant and performance laboratory supervisor at the University of South Florida from 2014-2016. He has also worked as head weightlifting coach at Horsepower Athletics in Tampa, Florida, and as a coach at Liberty Barbell in Philadelphia, Pennsylvania.

A graduate of Pennsylvania State University with a Bachelor’s in Kinesiology, Bove also holds a Master’s in Exercise Science from South Florida. He is a certified strength and conditioning specialist (CSCS) and corrective exercise specialist (CES).

The Philadelphia, Pennsylvania native and his wife, Krista, have a son, Tanner, and Labrador retriever, Stella.



STAN WILLIAMS **HEAD STRENGTH & CONDITIONING COACH/ASSISTANT ATHLETIC TRAINER**

Stan Williams enters his fourth season with the Pelicans, his second as Head Strength & Conditioning Coach after serving as an assistant athletic trainer and assistant strength and conditioning coach for the previous two seasons. Prior to joining the Pelicans, Williams served in the same capacity for two seasons with the Phoenix Suns.

Williams studied at Indiana University, where he received awards such as the Frank Family Scholarship for Sports Medicine and the NATA Hall of Famer Walter “Kip” Smith Commitment to Excellence Award. He received his Bachelor of Science degree in athletic training with a minor in exercise science in 2017. While in Bloomington, he worked as an athletic training student with the field hockey, volleyball and women’s tennis teams, in addition to the men’s and women’s basketball teams. The Cincinnati, Ohio native is a certified athletic trainer (ATC), a member of the National Athletic Trainers’ Association (NATA), Arizona Athletic Trainers’ Association (AzATA), and National Basketball Athletic Trainers’ Association (NBATA). He is a corrective exercise specialist (CES) and performance enhancement specialist (PES) from the National Academy of Sports Medicine (NASM).



DAVID JOVANOVIC **EQUIPMENT MANAGER**

David Jovanovic, an employee of the franchise since their inaugural season in 1988, returns for his 35th season with the Pelicans in 2022-23.

His responsibilities as the team’s equipment manager consist of ordering and maintaining all of the team’s equipment and maintaining the team’s locker room. At home games, he ensures that the team and their opponents have everything they need for game preparation. In addition, he travels with the team to all preseason, regular season and playoff games and can be found in his usual seat at the end of the bench.

“Big Shot,” as he is known by the players and staff, also directs the team’s extensive ball boy program.


Along with his daily responsibilities with the team, he has also assisted with the original 1988 CBA tryouts for the team, the 1991, 2008, 2014 and 2017 NBA All-Star Games, training camp for the 1995 USA Women’s Basketball Team that competed in Atlanta for the Summer Olympics, an exhibition game with the 1994 USA Men’s Basketball Team that competed in the World Championships in Toronto as well as numerous NCAA Tournament Regionals and ACC Tournaments.

A native of Arlington, Va., Jovanovic attended Belmont Abbey College in Belmont, N.C., and earned his bachelor’s degree in mathematics in 1988.


BASKETBALL OPERATIONS STAFF




Ashley Amoss
Basketball Operations
Manager




Jana Austin
Assistant Athletic Trainer



Adam Barnes
Scout



Brandon Demas
Two-Way Coach



Ethan Gold
Basketball Operations
and Team Development
Coordinator




Dr. Andrew Gottschalk
Primary Care Sports
Medicine Doctor




D'Or Fischer
Player Development
Assistant



Randy Greenup
Director Of Team Security



Alex Kaufman
Scouting Coordinator



Jordan Kincaide
Assistant Strength &
Conditioning Coach



James Laughlin
Coaches Chief of Staff



Jaxon Markworth
Assistant Equipment
Manager/Team Travel
Manager



Peggy McCranie
Basketball Operations
Receptionist



Jordan McGuire
Player Development
Assitant/Assistant Shooting
Coach



Adam Mendelson
Assistant Equipment
Manager



Mike Montgomery
Assistant Athletic Trainer




Dr. Scott Montgomery
Team Orthopedic Surgeon



Sherman Mushatt
Security Officer




Chico Robinson
Security Officer



Jenna Rosen
Director of Mental Health
& Wellness



Ariel St. Julien
Team Dietician



Jon Tramer
Assistant Video
Coordinator



Marshé Washington
Director of Player
Programming/Team
Development




PLAYERS

2022-23 ROSTER



15 JOSE
ALVARADO




11 DYSON
DANIELS



4 DEVONTE'
GRAHAM




10 JAXSON
HAYES



9 WILLY
HERNANGÓMEZ



14 BRANDON
INGRAM



5 HERBERT
JONES




13 KIRA
LEWIS JR.



8 NAJI
MARSHALL



3 CJ
MCCOLLUM



25 TREY
MURPHY III



22 LARRY
NANCE JR.



41 GARRETT
TEMPLE



17 JONAS
VALANCIUNAS



1 ZION
WILLIAMSON

TWO-WAY PLAYERS



0 DEREON
SEABRON

2022-23 ROSTER

No	Player	Pos	Ht	Wt	Birthdate	Prior to NBA/Country	NBA Yrs.
15	Jose Alvarado	G	6-0	175	04/12/1998	Georgia Tech/USA	1
11	Dyson Daniels	G	6-7	200	03/17/2003	G League Ignite/Australia	R
4	Devonte' Graham	G	6-1	197	02/22/1995	Kansas/USA	4
10	Jaxson Hayes	C	7-0	217	05/23/2000	Texas/USA	3
9	Willy Hernangómez	C	6-11	262	05/27/1994	Real Madrid (Spain)/Spain	6
14	Brandon Ingram	F	6-8	210	09/02/1997	Duke/USA	6
5	Herbert Jones	G/F	6-7	212	10/06/1998	Alabama/USA	1
13	Kira Lewis Jr.	G	6-1	178	04/06/2001	Alabama/USA	2
8	Naji Marshall	F	6-7	225	01/24/1998	Xavier (OH)/USA	2
3	CJ McCollum	G	6-3	202	09/19/1991	Lehigh/USA	9
25	Trey Murphy III	G/F	6-8	211	06/18/2000	Virginia/USA	1
22	Larry Nance Jr.	F	6-8	242	01/01/1993	Wyoming/USA	7
0	Dereon Seabron*	G	6-5	183	05/26/2000	N.C. State/USA	R
41	Garrett Temple	G/F	6-5	190	05/08/1986	LSU/USA	12
17	Jonas Valančiūnas	C	7-0	265	05/06/1992	Lietuvos Rytas/Lithuania	10
1	Zion Williamson	F	6-6	285	07/06/2000	Duke/USA	3

*Two-Way Player

Head Coach: Willie Green (Detroit Mercy)

Assistant Coaches: Jarron Collins (Stanford), Casey Hill (Trinity), Fred Vinson (Georgia Tech), Teresa Weatherspoon (Louisiana Tech), Ryan Frazier (Bucknell), Ryan Pannone (South Florida)

Coaching Advisor: Mike D'Antoni (Marshall)

Assistant/Player Development Coaches: Corey Brewer (Florida), Darnell Lazare (Louisiana State)

Vice President of Player Care & Performance: Aaron Nelson (Iowa State)

Head Athletic Trainer: Tom Maystadt (Iowa State)

2022-23 NUMERICAL ROSTER

- 0 Dereon Seabron*
- 1 Zion Williamson
- 3 CJ McCollum
- 4 Devonte' Graham
- 5 Herbert Jones
- 8 Naji Marshall
- 9 Willy Hernangómez
- 10 Jaxson Hayes
- 11 Dyson Daniels
- 13 Kira Lewis Jr.
- 14 Brandon Ingram
- 15 Jose Alvarado
- 17 Jonas Valančiūnas
- 22 Larry Nance Jr.
- 25 Trey Murphy III
- 41 Garrett Temple

* - Two-Way Player

15 JOSE ALVARADO

Position
GUARD

NBA Years
1

Height/Weight
6-0/175

Birthdate
APRIL 12, 1998

Birthplace
BROOKLYN, N.Y.

College
GEORGIA TECH

High School
CHRIST THE KING
(Middle Village, N.Y.)



Transactions: Undrafted in the 2021 NBA Draft...Signed by New Orleans to a two-way contract on 8/19/21...Signed by New Orleans to a multi-year contract on 3/28/22.

2021-22 Season: In 54 games (one start) with New Orleans, averaged 6.1 points, 2.8 assists, 1.9 rebounds and 1.3 steals in 15.4 minutes per game, while shooting .446 from the floor, .291 from three-point range and .679 from the free throw line...Scored in double-figures 11 times...Recorded one double-double on the year...Finished the season with a total plus/minus of plus-143, which led all rookies in the NBA...Ranked 1st among all NBA rookies with a 3.80 assist/turnover ratio and ranked 2nd among NBA rookies in steals per game (1.3)...Ranked 1st among all NBA rookies in steal/turnover ratio (1.77)...On 11/3 at SAC, played in his first regular-season NBA game...On 11/5 at GSW, made his first-career NBA bucket and finished the game with five points and an assist...On 1/9 at TOR, posted six points, shooting 2-of-3 (.667) from the floor and a perfect 2-of-2 from three-point range...On 1/13 vs. LAC, grabbed a career-high eight rebounds to go along with four assists, four points and three steals in 15 minutes played...On 1/20 at NYK, returned to his hometown and notched 13 points, converting 6-of-9 (.667) from the floor and 1-of-2 (.500) from behind the arc...On 1/25 at PHI, made his first career start, posting 11 points, three rebounds, five assists, two steals and two blocks in a career-high 33 minutes played...On 1/29 vs. BOS, posted 19 points, shooting 8-of-11 (.727) from the field and 3-of-4 (.750) from three-point range...He posted four steals, four rebounds and two assists...On 2/1 at DET, tossed out six assists, to go along with, 10 points, one board and a steal...On 2/8 vs. HOU, scored 12 points, converting 5-of-6 (.833) from the floor and a perfect 2-of-2 from the free throw line...On 2/10 vs. MIA, had a team-high 17 points, shooting 7-of-12 (.583) from the floor and 3-of-6 (.500) from behind the arc...In the fourth quarter, he scored 11 of his 17 points, converting 4-of-5 (.800) from the field and 3-of-4 (.750) from three-point distance...On 3/13 vs. HOU, notched his first career double-double, scoring 16 points and tossing out a career-high 10 assists...He also posted a career-high six steals, which is the most by a Pelicans player all season...On 3/24 vs. CHI, posted 15 points, seven assists, three steals and one rebound, while shooting 5-of-10 (.500) from the floor and 2-of-3 (.667) from three-point range...On 3/26 vs. SAS, scored a career-high 23 points, shooting 10-of-19 (.526) from the floor and 2-of-6 (.333) from behind the arc...Missed two games due to Health and Safety Protocols...**Play-In Tournament:** Appeared in both games for the Pelicans, averaging 8.0 points, 2.5 rebounds and 3.0 assists in 19.5 minutes per game, while shooting .357 from the floor, .600 from three-point range and .750 from the free throw line.

G League: 2021-22 (Birmingham Squadron): Appeared in five games for New Orleans' G League affiliate during the Showcase, averaging 19.8 points, 6.8 assists and 6.0 rebounds, while shooting .529 from the field, .429 from three-point range and .750 from the free throw line.

Playoffs: 2022 (New Orleans): Played in all six playoff games in the 2022 Western Conference First Round against the Phoenix Suns, averaging 8.0 points, 1.5 assists, 1.3 rebounds and 1.2 steals in 19.5 minutes per game...Converted .485 from the field, .375 from three-point range and .769 from the free throw line...On 4/19 at PHX, scored eight points, converting a perfect 3-of-3 from the floor, including 2-of-2 from three-point range...On 4/28 vs. PHX, played 31 minutes in Game 6, posting 11 points, four assists, three rebounds and two steals, while shooting 4-of-8 (.500) from the floor and 3-of-5 (.600) from the free throw line.

CAREER HIGHS

PTS	23 SAS 3/26/22
FGM	10 SAS 3/26/22
FGA	19 SAS 3/26/22
3FGM	3 (Twice)
3FGA	6 (4 Times)
FTM	4 (3 Times)
FTA	4 (8 Times)
OREB	3 @CHA 3/21/22
DREB	7 LAC 1/13/22
TREB	8 LAC 1/13/22
ASTS	10 HOU 3/13/22
STLS	6 HOU 3/13/22
BLKS	2 @PHI 1/25/22
MINS	33 @PHI 1/25/22

Summer League (2021): Appeared in five games at MGM Resorts 2021 NBA Summer League for the Pelicans in Las Vegas, averaging 4.4 points, 1.8 rebounds, 2.0 assists and 1.4 steals.

College (Georgia Tech: 2017-21): Started all 106 games except for two as the floor general for the Yellow Jackets for four seasons, averaging 13.5 points, 3.6 rebounds, 3.6 assists and 2.1 steals in 34.9 minutes played...Throughout his career shot .444 from the floor, .341 from long range and .790 from the free throw line...Was on a Tech team that won its first ACC Championship in 28 years and played in the NCAA Tournament for the first time in 11 years...Named ACC Defensive Player of the year and second-team All-ACC after making third-team All-ACC as a junior...Also named Georgia Co-Player of the Year (with teammate Moses Wright) by the Atlanta Tipoff Club...Started all but one game he was available to play in his career, including all 26 as (missed 15 due to injury during freshman and junior seasons)...Rarely left the floor unless he has foul trouble or is injured, has played the entire 40 minutes (45 in one overtime game) 24 times in his career...Has risen to 10th place on Tech's career list for steals (226)...Had 71 career double-figure scoring games (16 as a freshman, 20 as a sophomore, 15 as a junior, 20 as a senior)...Topped 20 points 25 times...Finished career No. 19 in career points at Tech (1,429)...No. 3 all-time at Tech in career steals (226)...His 384 career assists are 11th all-time at Tech...No. 11 at Tech in career three-point field goals (172)...Followed a pair of legendary New York point guards into the Tech program — Kenny Anderson (1989-91) and Stephon Marbury (1995-96)...**Senior (2020-21):** Named the ACC Defensive Player of the Year, the second Tech player to be so honored (center Ben Lammers in 2017), and made the All-ACC second team by both official ACC voting panel and the Associated Press...Also named first-team All-District 2 by the National Association of Basketball Coaches...Ranked among the top 10 in the ACC in seven (7) statistical categories...No. 8 in scoring (15.19 ppg), No. 5 in FG percentage (.504), No. 2 in FT percentage (.838), No. 6 in assist average (4.08), No. 1 in steals (2.85), No. 23 in assist/turnover ratio (2.00), No. 2 in minutes (37.10)...With enough makes he would also rank in the top 10 in three-point percentage (.390)...Ranked No. 2 nationally in steals per game...Led the ACC in steals for the second year in a row, a first for a Tech player and first ACC player to do so since Chris Paul in 2004 and 2005...In ACC games, averaged 14.41 points (12th), 4.24 assists (5th) and 3.12 steals (1st), hitting .526 from the floor (6th), .403 from three-point range, .872 from the foul line...Made the ACC All-Tournament second team after scoring 13 points with five assists, three assists and five steals, and no turnovers in the full 40 minutes, in Tech's championship game win over Florida State ... Scored 20 or points eight times in 2020-21, five times in ACC games...Scored 12 of his 21 after intermission against FSU on Jan. 30 (4-6 FG, 2-4 3pt FG, 3 assists)...Had seven complete games 2020-21, five in ACC regular-season play (including one OT game), the ACC championship game and the NCAA Tournament loss to Loyola...Played 58:22 of a possible 60 minutes in Tech's 4-OT loss to Georgia State...Ranked No. 2 in the ACC in average minutes, 18th nationally...**Junior (2019-20):** Voted to the All-Atlantic Coast Conference third team despite missing seven games due to injury early in the season...Became the 45th Tech player to reach 1,000 career points with his 23-point performance against Pittsburgh on March 4 (has 1,034 points through three seasons at Tech)...Missed seven of eight games after season opener at NC State with right ankle injury, but returned for the Diamond Head Classic and started every game thereafter (34.3 mpg)... Averaged 15.1 points, 4.0 assists and 2.4 steals in that stretch, and hit 35.1 percent of his three-point tries, and shot .454 from the floor overall...Over Tech's final 11 ACC games, averaged 18.1 points with four 20-points-plus games, and 3.3 assists, while hitting .469 from the floor, .365 from three-point range and .769 from the foul line...Hit at least one three-point field goal in 18 straight games to end the season, dating back to Jan. 4 at North Carolina, the longest streak for a Tech player since Adam Smith connected in 24 straight games during the 2015-16 season...Scored a season-high 26 in the Jackets' win over NC State on Jan. 25, coming up with a Tech-record nine steals, including thefts on each of the Wolfpack's final two possessions to preserve the victory...His nine steals broke the Tech record of eight set by Kenny Anderson, another Brooklyn product, against Duke on Jan. 30, 1991...ACC record is 11, and only three ACC players have ever recorded more than nine steals in a game...Hit career-high for assists three times in 2020 (8 vs. Duke, 8 vs. BC and 9 vs. Notre Dame)...Seven 20-point efforts over his last 18 games, beginning with a 25-point performance at North Carolina in which he hit 8-of-12 shots from the floor and 4-of-6 from distance...In ACC games, ranked 8th in scoring (16.05 ppg), No. 6 in field goal percentage (.465), No. 8 in assists (4.32) and No. 1 in steals (2.37) ... For the season, averaged 14.4 points and career-high 4.0 assists in 33.5 minutes per game...Averaged 11.3 points and 4.5 assists in Tech's August trip to Spain, and hit 8-of-16 from three-point range...**Sophomore (2018-19):** Led Tech in scoring (12.5 ppg), assists (3.4 pg) and steals (1.8 pg)...Averaged team-high 12.5 points, 3.9 rebounds, 3.6 assists, 1.8 steals in ACC games...Last six regular-season games, averaged 18.3 points, leading the Jackets in five of those games — 17 points vs. Florida State, a career-high 29 vs. Pittsburgh, 20 at Miami, 12 at Virginia, 21 vs. Boston College, and 11 at NC State...Converted 37-of-75 field goals (49.3 pct.), 12-of-30 from three-point range (40 pct.), 24-of-32 from the free throw line, adding 29 rebounds, 24 assists and 12 steals...Averaged 36.2 minutes in ACC games (6th in the conference), played full 40 minutes against Notre Dame (2nd meeting), Pitt, Miami and NC State...Had five complete games on the season...Notched double-figures in 20 games, including 24 at Northwestern, 20 at Arkansas, 20 vs. Virginia Tech, 21 vs. Boston College...**Freshman (2017-18):** Started every game as Tech's primary point guard, ranked fourth in the ACC at 39.2 minutes per game in conference play prior to suffering a dislocated left elbow 12 minutes into Tech's Feb. 11 game against Duke...Sideline the remainder of the season and underwent surgery to repair the injury...Ranked fourth among freshmen nationwide in overall minutes per game (35.9) and percentage of minutes played (89.3)...Logged eight complete games (seven in ACC play), including all 45 minutes in Tech's OT loss at Boston College...Had team-high 3.1 assists per game...Third on Tech's scoring chart at 12.1 points per game, 10.2 per game against the ACC...Ranked fifth among ACC freshmen in scoring, fourth in assists...Eleven double-figure games in the last 16, 16 altogether as a freshman...Averaged 13.2 ppg in last six games (27-61 FG, 14-31 on threes) prior to Duke...Topped 20 points four times (22 vs. Grambling State, 23 vs. Wright State, 23 vs. Yale, 23 at Florida State)...Excellent at the foul line (80.2 percent on 81 attempts, third on the team in both).

High School: Three-star prospect out of high school who was ranked the No. 9 player in the state of New York and No. 33 in the nation at his position by ESPN...Named New York City Catholic League player of the year as a junior in 2015-16, led Christ the King, the No. 19 team in the nation entering the 2016-17, to the New York City title twice...Averaged 17 points and 6.5 assists per game as a junior...Posted the first quadruple-double in school history (18 points, 10 rebounds, 10 assists, 10 steals)...Led his AAU team, the New York Rens, to the Peach Jam quarterfinals in the summer of 2016, averaging 11 points and five assists.

Personal: Alvarado is of Puerto Rican and Mexican heritage...He and his girlfriend, Flor Castillo, have a daughter named Nazanin, who was born in February 2020... Began playing basketball at age nine...Graduated May 8, 2021 with a bachelor's degree in literature, media and communications.

NBA REGULAR SEASON STATS

SEASON	TEAM	GP	MIN	FGM	FGA	FG%	FTM	FIA	FT%	OREB	DREB	TREB	AST	TO	STL	BLK	PF	PTS	PPG	RPG	APG
2021-22	NOP	54	834	131	294	0.446	36	53	0.679	25	75	100	152	40	71	7	73	330	6.1	1.9	2.8
TOTAL	--	54	834	131	294	0.446	36	53	0.679	25	75	100	152	40	71	7	73	330	6.1	1.9	2.8

3-POINT FG: 2021-22, 32-110 (.291)

NBA POSTSEASON STATS

SEASON	TEAM	GP	MIN	FGM	FGA	FG%	FTM	FIA	FT%	OREB	DREB	TREB	AST	TO	STL	BLK	PF	PTS	PPG	RPG	APG
2021-22	NOP	6	117	16	33	0.485	10	13	0.769	2	6	8	9	7	7	1	18	48	8.0	1.3	1.5
TOTALS	--	6	117	16	33	0.485	10	13	0.769	2	6	8	9	7	7	1	18	48	8.0	1.3	1.5

3-POINT FG: 2021-22, 6-16 (.375)

11 DYSON DANIELS

Position
GUARD

NBA Years
ROOKIE

Height/Weight
6-7/200

Birthdate
MARCH 17, 2003

Birthplace
BENDIGO, AUSTRALIA

Prior to NBA
NBA G LEAGUE IGNITE

High School
NBA GLOBAL ACADEMY
(Canberra, Australia)



Transactions: Selected 8th overall by New Orleans Pelicans in the 2022 NBA Draft...Signed by New Orleans on 7/9/22.

G League (G League Ignite: 2021-22): Played in 26 games throughout Ignite's exhibition and showcase averaging 12 points, 7.0 rebounds, and 5.1 assists...Led his team in both assists (5.1) and steals (2.0) per game while finishing second in rebounds (7.0)...On Dec. 13, scored a season-high 23 points along with nine rebounds, six assists, and four steals against Salt Lake City...Recorded five 20-point games and four games with 10+ rebounds... Posted three double-doubles on the year with the most notable consisting of 18 rebounds along with 21 points against Santa Cruz on March 6.

International (Australia): Represented Australia in July's FIBA U19 World Cup averaging 14 points, 5.3 rebounds, and 4.6 assists through seven games... Played in the FIBA U15 Oceania Championship and joined Australia's senior national team for competition in 2021 where he tallied 23 points alongside four assists, three rebounds and six steals against New Zealand.

Personal: Full name is Dyson James Daniels...Favorite basketball shoe is the Freak 3's...Favorite place to eat in New Orleans is Saffron... Favorite movie is the Transformers...Favorite T.V. show is Shaun the Sheep...Likes to DJ in his free time...Serena Williams is his favorite athlete outside of basketball.

4 DEVONTE' GRAHAM

Position
GUARD

NBA Years
4

Height/Weight
6-1/197

Birthdate
FEBRUARY 22, 1995

Birthplace
RALEIGH, N.C.

College
KANSAS

High School
BREWSTER ACADEMY
(Wolfeboro, N.H.)



Transactions: Drafted 34th overall in the 2018 NBA Draft by the Atlanta Hawks...Draft rights traded to Charlotte in exchange for second-round picks in 2019 and 2023...Signed a contract with Charlotte (7/6/18)...Acquired by New Orleans along with Jonas Valanciūnas and the draft rights to Trey Murphy III in a three-team trade that sent Steven Adams, Eric Bledsoe, the draft rights to Ziaire Williams and Jared Butler, and a protected 2022 first round pick to Memphis, and Wes Iwundu, a future protected first round draft pick, and cash considerations to Charlotte on 8/7/21.

2021-22 (New Orleans): In 76 games (63 starts) with New Orleans, averaged 11.9 points, 4.2 assists, 2.3 rebounds and 0.9 steals in 28.4 minutes per contest...Shot .363 from the floor, .341 from three-point distance and a career-high .843 from the free throw line...Notched double-figures 40 times...Scored 30-plus points one time...On 10/30 vs. NYK, posted eight assists to go along with 17 points, three boards and three steals...On 11/8 at DAL, notched a season-high 10 assists to go along with eight points and a steal... On 12/15 at OKC, knocked down the game-winning 61-footer with 1.4 seconds left on the game clock and that gave New Orleans a 113-110 win. The 61-footer is the longest game-winning buzzer-beater over the last 25 years. Additionally, this is the first game over the last 25 seasons to feature multiple tying or go-ahead shots from 30-plus feet inside the five seconds of a game...On 12/17 vs. MIL, scored 26 points on a season-high eight three-pointers made...On 1/4 vs. PHX, scored 28 points, converting 9-of-18 (.500) from the floor, 6-of-12 (.500) from three-point distance and 4-of-5 (.800) from the charity stripe...On 1/24 vs. IND, scored a game-high 25 points, shooting 8-of-14 (.571) from the field, 5-of-9 (.556) from three-point range and a perfect 4-of-4 from the free throw line. He added three boards, six assists and one steal...On 2/17 vs. DAL, came off the bench for the first this season, posting 12 points, five boards and one assist, while converting 4-of-6 (.667) from the floor and 2-of-4 (.500) from deep range...On 3/11 vs. CHA, scored 19 points, shooting 7-of-14 (.500) from the floor and 4-of-10 (.400) from behind the arc, which marks his 45th game this season with 10-plus points. At the 10:57 mark of the second quarter, Graham drained his 600th career three pointer...On 3/24 vs. CHI, scored a season-high 30 points, converting 8-of-12 (.667) from the field, 5-of-7 (.714) from three-point range and a perfect 9-of-9 from the foul stripe...Missed six games due to soreness...**Play-In Tournament:** Came off the bench in both games for New Orleans, averaging 1.0 points and 0.5 rebounds in 5.3 minutes per game.

Professional: Played in 240 career NBA games (163 starts) with the Charlotte Hornets and the New Orleans Pelicans, averaging 12.8 points, 2.5 rebounds, 5.0 assists and 0.9 steals in 28.0 minutes per contest...Throughout his career has shot .372 from the floor, .357 from behind the arc and .827 from the charity stripe...**2020-21 (Charlotte):** Played in 55 games (44 starts), shooting .377 from the field, .375 from three-point range, and .842 from the charity stripe...Averaged 14.8 points, 2.7 rebounds, 5.4 assists and 0.9 steals in 30.2 minutes per game...Reached 400 three-pointers in 157 games, second fastest to that mark; hit 300 three-pointers in 127 career games, fifth fewest games in NBA history; Became sixth player in franchise history with 400-plus made threes on Apr. 25 vs. Boston...Ranks sixth in team history for three-pointers made (431) as he passed David Wesley (390) on Apr. 20 at New York...Had 179 made threes this season, fifth player in franchise history with 150 or more made three-pointers in consecutive seasons...Among league leaders, ranked 14th in total threes, 11th in threes (3.3) per game and seventh in assist-to-turnover ratio (3.51)...Had 10-plus points in 42 games this season, including 12 games with 20 points and two games

CAREER HIGHS

PTS	40 @BKN 12/11/19
FGM	12 @BKN 12/11/19
FGA	26 @ATL 3/9/20
3FGM	10 GSW 12/4/19
3FGA	16 (3 Times)
FTM	11 IND 11/5/19
FTA	15 IND 11/5/19
OREB	4 ATL 12/8/19
DREB	8 (Twice)
TREB	9 OKC 12/27/19
ASTS	15 DET 11/27/19
STLS	5 @IND 4/2/21
BLKS	2 (4 Times)
MINs	46 (Twice)

with 30-plus points...Has dished out 10 or more assists in four games this season...Had three double-doubles; his first two were in the first two games making him the first ever Hornets player with point-assist double-doubles in the first two games of the season...Made five or more three-pointers in 14 games this season, tied for the sixth most...Had two or more steals in three straight games from Dec. 27 to Jan. 1, tied for the longest such streak of his career...Recorded 20 points, five rebounds and seven assists at Toronto (1/16), his first 20-5-5 game since Jan. 6, 2020...Scored 22 points in the first half and finished with 24 points and six assists making a season-best nine field goals vs. Chicago (1/22)...Notched 24 points on 7-of-13 shooting, including a season-best six three to go with five assists in a win at Miami (2/1)...Scored 30 points on 9-of-12 shooting, including seven made three-pointers, setting season-highs in field goals and threes made vs. Phoenix (3/28)...Totaled 12 points, six assists and a career-high five steals in a win at Indiana (4/2)...Totaled 24 points and nine assists while going 7-for-14 from the field, including six made three-pointers in a win vs. Boston (4/25)...Posted a season-high 31 points, including 17 points during the fourth quarter, a career-high for points in a quarter and tied the franchise record for threes in a quarter with five, finishing with seven treys vs. Denver (5/11)...Missed four games due right knee discomfort, one game due to a right knee contusion, two games due to a left quad contusion, seven games due to left knee patella femoral discomfort and three games due to a left groin strain...**2019-20 (Charlotte):** Appeared in 63 games (53 starts), averaging 18.2 points, 3.4 rebounds, 7.5 assists and 1.0 steals in 35.1 minutes per game...Scored in double-figures 17 times...Scored in double-digits 55 times...Notched 20-plus points 23 times...Tossed out 471 assists which ranked 10th in the NBA...Scored a season-high 40 points to go along with five boards and five assists in 37 minutes played at BKN (12/11)...Recorded a season-high 15 assists and added 16 points, and seven boards vs. DET (1/27)...**2018-19 (Charlotte):** Played in 46 games (three starts), averaging 4.7 points, 2.6 assists and 1.4 rebounds in 14.7 minutes per game...Registered six double-digit scoring games...Dished out five or more assists 10 times...Made his NBA debut on Oct. 22 at Toronto, with one assist in five minutes...Combined for 10 points, three rebounds, four assists and three steals on Dec. 31...Started his first career game on Jan. 2 vs. Dallas, finished with 10 points, two assists, one rebound and two steals...Collected 10 points, three rebounds, two steals and nine assists on March 24 at Toronto...Converted three three-pointers on six attempts on April 3 at New Orleans.

G League: During the 2018-19 season, appeared in 13 games for the Greensboro Swarm, affiliate of the Charlotte Hornets...Averaged 23.3 points, 4.6 rebounds, 4.9 assists and 1.5 steals in 34.0 minutes per game...Shot .437 from the field, .383 from three-point range and .793 from the free throw line.

Playoffs: 2022 (New Orleans): Appeared in all six playoff games for the Pelicans, averaging 4.0 points, 1.5 rebounds and 0.7 assists, while shooting .333 from the floor, .357 from behind the arc and .875 from the free throw line...On 4/22 vs. PHX, scored 12 points, shooting 3-of-6 (.500) from three-point range and 3-of-4 (.750) from the free throw line, while adding five boards and an assist in 13 minutes played.

College (Kansas 2014-18): A three-year starter who left his mark at Kansas that included being named KU's 30th Consensus All-America First Team selection and KU's 12th conference player of the year (ninth in the Big 12 era)...During his junior year, became the 59th player in KU history to reach 1,000 career points and ended No. 13 with 1,750 points...Concluded his career No. 13 in points (1,750), No. 5 in assists (632), No. 2 in three-point field goal made (296), No. 2 in three-point field goal attempted (723), tied for No. 11 in three-point field goal percentage (40.9), No. 7 in steals (197), No. 10 in consecutive games started (82) and No. 2 in minutes played (4,498)...As a Jayhawk, won four Big 12 regular-season titles, two Big 12 Tournaments, advanced to three NCAA Tournament Elite Eights and one Final Four, his senior year in 2017-18...**2017-18 (Senior):** Started all 39 games, giving him 82 consecutive starts to end his Kansas career...Was named Kansas' 30th Consensus All-America First Team selection...NCAA Tournament Midwest Regional All-Tournament Team...Naismith Trophy finalist...Wooden Award Finalist...Big 12 Championship All-Tournament team selection...Big 12 Player of the Year and All-Big 12 First Team...Two-time Big 12 and national player of the week...Broke the Kansas single-season records for assists (282) and minutes played (1,474)...Additionally, ended ranked No. 11 on the KU single-season scoring list (675), No. 3 in assists per game (7.23), tied for No. 9 in free throws made (167), tied for No. 3 in three-point field goals made (110), No. 2 in three-point field goals attempted (271), No. 5 in minutes per game (34.5)...**2016-17 (Junior):** Started all 36 games and was named All-Big 12 Second Team...Ranked 13th in the Big 12 in scoring (13.4 ppg), sixth in assists (4.1), ninth in steals (1.5), second in three-point field goals made (2.6), 10th in three-point field goal percentage (38.8) and third in assist-to-turnover ratio (2.3)...His 94 three-pointers made rank fourth on the Kansas single-season list and his 2.61 made per game are also fourth...His 242 three-pointers attempted are third on the KU single-season list...Had nine games with six-plus assists...**2015-16 (Sophomore):** Made a huge impact starting 36-of-38 games...Ranked in the Big 12 in scoring (19th at 11.3), assists (8th at 3.7), steals (10th at 1.4), three-point field goal percentage (third at 44.1), three-point field goals made (fifth at 2.0) and assist-to-turnover ratio (sixth at 2.2)...Named the Most Outstanding Player of the Big 12 Championship, where he averaged 17.3 points, 6.3 assists and 4.0 rebounds in leading KU to the title (three wins)...**2014-15 (Freshman):** Appeared in 29 games, averaging 5.7 points and 2.1 assists in 17.8 minutes per game...Posted a 1.8 assist-to-turnover ratio, including 2.1 in Big 12 play...Led KU in assists 11 times, including a season-high six dimes versus Texas Tech (Jan. 10)...Scored in double-figures on six occasions, including a season-high 20 against TCU (Feb. 21)...Led KU in steals seven times and had multiple thefts four times as a freshman...Recorded 33 assists and 12 turnovers against ranked opponents.

High School: Averaged 17.2 points and 5.0 assists per game and led Brewster Academy to the national prep championship and New England championship in 2013-14...Prior to Brewster, led Broughton High School in Raleigh, North Carolina, to the 4A state championship game where he averaged 15.7 points and 5.4 assists and a 26-6 record in 12-13 under head coach Jeff Ferrell...Scored 20 points in the North Carolina Coaches Association All-Star Game following his senior year...Also competed in the Carolinas Basketball All-Star Classic...Averaged 14.8 points, 4.3 assists and 2.2 steals per game as a junior at Broughton...Signed with Kansas on May 2, 2014 over offers from North Carolina State and Virginia...Ranked as the No. 36 prospect in the class of 2014 by Rivals.com...Originally signed with Appalachian State in September 2012 before de-committing and spending a post-graduate year at Brewster Academy in 2013-14...Chose Kansas over North Carolina State and Virginia.

Personal: Son of Dewanna King...Has a younger sister, Shamarria Massenburg...His uncle, Derrick Graham, played in the Cincinnati Reds organization during the early 1990s...Graduated in May of 2018 from Kansas with a Bachelor's degree in Communication Studies and a minor in African American Studies.

NBA REGULAR SEASON STATS

SEASON	TEAM	GP	MIN	FGM	FGA	FG%	FTM	FTA	FT%	OREB	DREB	TREB	AST	TO	STL	BLK	PF	PTS	PPG	RPG	APG
2018-19	CHA	46	676	74	216	0.343	35	46	0.761	10	53	63	121	30	23	2	48	217	4.7	1.4	2.6
2019-20	CHA	63	2211	368	963	0.382	191	233	0.820	42	170	212	471	181	62	15	115	1145	18.2	3.4	7.5
2020-21	CHA	55	1659	252	669	0.377	133	158	0.842	22	126	148	295	84	48	6	77	816	14.8	2.7	5.4
2021-22	NOP	76	2162	296	815	0.363	118	140	.843	37	140	177	316	105	71	12	95	902	11.9	2.3	4.2
TOTAL	--	240	6708	990	2663	0.372	477	577	0.827	111	489	600	1203	400	204	35	335	3080	12.8	2.5	5.0

3-POINT FG: 2018-19, 34-121 (.281); 2019-20, 218-585 (.373); 2020-21, 179-477 (.375); 2021-22, 192-563 (.341); TOTALS: 623-1746 (.357)

NBA POSTSEASON STATS

SEASON	TEAM	GP	MIN	FGM	FGA	FG%	FTM	FTA	FT%	OREB	DREB	TREB	AST	TO	STL	BLK	PF	PTS	PPG	RPG	APG
2021-22	NOP	6	60	6	18	0.333	7	8	0.875	2	7	9	4	4	1	1	3	24	4.0	1.5	0.7
TOTALS	--	6	60	6	18	0.333	7	8	0.875	2	7	9	4	4	1	1	3	24	4.0	1.5	0.7

3-POINT FG: 2021-22, 5-14 (.357)

10 JAXSON HAYES

Position
CENTER

NBA Years
3

Height/Weight
7-0/217

Birthdate
MAY 23, 2000

Birthplace
NORMAN, OKLA.

College
TEXAS

High School
**ARCHBISHOP MOELLER
H.S.**
(Cincinnati, Ohio)



Transactions: Selected 8th overall by Atlanta in the 2019 NBA Draft...Draft rights acquired by New Orleans, along with draft rights to Nickeil Alexander-Walker and Marcos Louzada Silva, in exchange for the draft rights to De'Andre Hunter, Solomon Hill, and a future second-round draft pick on 7/6/19...Signed by New Orleans 7/7/19.

2021-22 Season: In 70 games (28 starts), averaged a career-high 9.3 points, 4.3 rebounds and 0.8 blocks in 20.0 minutes per game, while shooting .616 from the floor, .351 from three-point distance and .723 from the free throw line...He tallied four double-doubles...Scored 20-plus points five times...Over a three-game span (1/31/22 at CLE - 2/4/22 at DEN), shot a perfect 20-of-20 on two-point field goals, becoming the first player in the shot clock era to shoot 20-of-20 or better from two-point range over a three-game span...On 11/15 at WAS, scored his 1,000th career-point at the 1:31 mark of the second quarter...On 11/27 at UTA, posted 15 points, converting 5-of-6 (.833) from the field and tied a career-high sinking 3-of-3 from three-point distance. He added four rebounds, one assist and a steal...On 12/26 at OKC, scored 15 points, shooting 5-of-9 (.556) from the floor and a perfect 5-of-5 from the free throw line...On 1/1 at MIL, notched a career-high 23 points, shooting 9-of-12 (.750) from the field and a perfect 5-of-5 from the charity stripe...On 1/31 at CLE, posted 19 points, converting 9-of-10 (.900) from the floor and 1-of-2 (.500) from three-point range...On 2/4 at DEN, tallied 22 points, converting a perfect 9-of-9 from the field and 11 rebounds in 33 minutes for his first double-double of the year. This is Hayes' first career game with 22-plus points and 11-plus rebounds. This was the first time in his career he has made nine-plus field goals and was 1.00 from the field...On 2/6 at HOU, notched 21 points, converting 8-of-10 (.800) from the floor, 1-of-2 (.500) from three-point range and 4-of-6 (.667) from the free throw line...On 2/8 vs. HOU, made his fourth start of the season, posted 14 points, seven boards, three assists, a steal and a block...On 3/2 vs. SAC, scored 13 points, converting 5-of-6 (.833) from the floor and a perfect 3-of-3 from the foul stripe...On 3/13 vs. HOU, posted 21 points, six boards, two steals and a block, while shooting 6-of-8 (.750) from the floor, 2-of-3 (.667) from behind the arc and 7-of-9 (.778) from the free throw line...On 3/18 at SAS, scored 12 of his 16 points in the first quarter, shooting 4-of-6 (.667) from the field and a perfect 2-of-2 from three-point range...On 3/20 at ATL, played in a career-high 38 minutes, posting 12 points and tied a career-high with 12 rebounds, marking his second double-double of the season...On 4/3 at LAC, notched his third double-double of the season, scoring 12 points and grabbing 10 boards...On 4/5 at SAC, tied a career-high 23 points, shooting 10-of-14 (.714) from the field and 2-of-3 (.667) from three-point range...**Play-In Tournament:** Played in two games (both starts) for the Pelicans, averaging 2.0 points, 4.0 rebounds and 1.0 assists, while shooting .500 from the floor.

Professional: Has appeared in 194 games (45 starts) for the Pelicans...Holds career averages of 8.1 points, 4.3 rebounds and 0.7 assists in 17.7 minutes per contest while shooting .634 from the floor, .360 from three-point range and .723 from the free throw line...Scored in double-figures 62 times...Rebounded in double-figures eight times...Has recorded seven double-doubles...**2020-21 Season:** In 60 games (three starts), averaged 7.5 points and 4.3 rebounds in 16.1 minutes per contest while shooting .625 from the floor, .429 from behind the arc and .775 from the line...Scored in double-figures 22 times...Rebounded in double-figures one time...In three starts this season, averaged 10.0 points, 5.0 rebounds and 0.6 blocks, while shooting a perfect 7-of-7 (1.000) from the charity stripe...On 5/10 at MEM, drained a career-high 3-of-3 from behind the arc to finish with 13 points and two rebounds...Posted a career-high six blocks to go along with eight rebounds and 18

CAREER HIGHS

PTS	23 (Twice)
FGM	10 @SAC 4/5/22
FGA	16 @PHI 5/7/21
3FGM	3 (3 Times)
3FGA	4 (Twice)
FTM	8 LAC 1/18/20
FPA	12 LAC 1/18/20
OREB	7 @LAC 4/3/22
DREB	9 @SAC 4/5/22
TREB	12 (3 Times)
ASTS	4 (Twice)
STLS	3 SAC 4/12/21
BLKS	6 @CHA 5/9/21
MINS	38 (Twice)

points on 8-of-11 (.727) from the field at CHA (5/9)...On 5/7 at PHI, notched a season-high 19 points on 8-of-16 (.500) from the floor. He added a season-high three assists and added three blocks...On 4/12 vs. SAC, posted a career-high three steals, while adding eight points and seven boards...On 4/4 at HOU, played a season-high 29 minutes against the Rockets (4/4), notched 11 points on 4-of-12 (.333) from the field and knocked down one three-pointer. He added seven boards and two assists...On 3/23 vs. LAL, shot a perfect 7-of-7 (1.000) from the floor, scoring 15 points and grabbing five rebounds...Tallied 17 points on a perfect 6-of-6 shooting from the field and 5-of-5 from the free throw line vs. LAC (3/14)...On 3/3 vs. CHI, recorded three blocks and added 10 points...Grabbed season-high 10 rebounds against the Clippers on 1/13...**2019-20 Season:** In 64 games (14 starts) with New Orleans, averaged 7.4 points and 4.0 rebounds in 16.2 minutes per contest while shooting .672 from the floor and .647 from the line...Scored in double-figures 16 times...Rebounded in double-figures three times...Prior to the NBA restart, averaged 7.5 points and 4.0 boards in 56 games (12 starts)...Notched 14 points, five rebounds, and a season-high four dimes vs. LAC (1/18) while going 8-of-12 from the foul line...Scored a season-high 20 points at BOS (1/11)...Chipped in 14 points, a career-best 12 rebounds, and four blocks, marking his second career double-double vs. CHI (1/8)...Tallied 17 points, five rebounds, and a season-best five blocks vs. PHX (12/5)...Notched his first career double-double, tallying 10 points and 10 rebounds in 32 minutes vs. GSW (11/17)...Made his NBA debut vs. GSW (10/28), tallying 19 points on 9-of-11 from the floor. Hayes is the first rookie in NBA history to shoot over 80-percent from the field while taking at least 11 field goal attempts. Additionally, Hayes's 19 points is the third most in New Orleans franchise history for a rookie making their NBA debut, trailing Anthony Davis (21 points) and Zion Williamson (22 points).

G League: 2021-22 (Birmingham Squadron): Appeared in two games for New Orleans' G League affiliate, the Birmingham Squadron during the NBA G League's Showcase...Averaged 23.5 points, 9.5 rebounds, 2.0 assists, 1.5 steals and 5.0 blocks, while shooting .419 from the floor, .154 from three-point distance and .833 from the foul stripe.

Playoffs: 2022 (New Orleans): Started in all six postseason games for New Orleans, averaging 5.8 points and 2.5 rebounds in 13.8 minutes per game...Held averages of .560 from the floor and .636 from the charity stripe...On 4/19 at PHX, notched nine points, three boards, two blocks and an assist, while shooting 4-of-7 (.571) from the field.

Summer League (2019): Earned Second-Team honors at 2019 NBA Summer League in Las Vegas after averaging 16.3 points, 7.3 rebounds and 1.3 blocks in four games for the Pelicans.

College (Texas, 2018-19): Declared for the NBA Draft after one season at Texas...Big 12 Conference Freshman of the Year...All-Big 12 Second Team selection...Big 12 All-Defensive Team, Big 12 All-Newcomer Team and Big 12 All-Freshman Team honoree...NABC All-District 8 Second Team pick...Set the UT single-season record for field goal percentage (.728, 123-169), previously held at .654 by Dexter Pittman in 2009-10...Two-time Phillips 66 Big 12 Newcomer of the Week (Nov. 19, 2018; Nov. 26, 2018)...Big 12 Conference Freshman of the Year...All-Big 12 Second Team selection...Big 12 All-Defensive Team, Big 12 All-Newcomer Team and Big 12 All-Freshman Team honoree...Played in 32 games (21 starts), averaging 10.0 points, 5.0 rebounds, and 2.2 blocks in 23.3 minutes per contest...Led the team and ranked third in the Big 12 in blocks per game (2.22 bpg), ranked second on the team in rebounding (5.0 rpg) and third in scoring (10.0 ppg)...Reached double figures in scoring in 17 games...Of his 123 made field goals on the year, 74 were dunks (.602)...Set a school record for consecutive field goals made (18)...Went four straight full games (Purdue, Grand Canyon, Providence and UTA) without missing a field goal...His 18 consecutive field goals made were just two shy of the Big 12 record (20 by Quincy Acy of Baylor in 2008-09)...In his collegiate debut, registered 12 points (5-9 FG) and 2 blocks in 20 minutes vs. Eastern Illinois (11/6)...Earned Phillips 66 Big 12 co-Newcomer of the Week honors (11/19) for his play in the two wins against ULM and The Citadel...Tallied 11 points (5-8 FG), 5 boards and 3 blocks in 26 minutes against ULM (11/12)...Posted 12 points (4-5 FG), seven rebounds (four offensive) and one block in 16 minutes vs. The Citadel (11/16)...Earned Phillips 66 Big 12 Newcomer of the Week honors (11/26) for his play in the two games at the Continental Tire Las Vegas Invitational, where he averaged 13.0 ppg, 6.0 rpg and 3.0 bpg while converting 9-11 (.818) FG and 8-10 (.800) FT...Joined teammate Kerwin Roach II on the seven-person All-Tournament Team at the Las Vegas Invitational...Registered 15 points (5-5 FG, 5-6 FT), nine rebounds and three blocks in 25 minutes vs. No. 6 North Carolina (11/22)...Tallied 11 points (4-6 FG), three blocks and a season-high three steals in 27 minutes against No. 11 Michigan State (11/23)...Posted 14 points (6-6 FG, 2-2 FT) and three blocks in 26 minutes against No. 24 Purdue (12/9)...Recorded 13 points (6-6 FG) and 2 blocks in 21 minutes against Providence (12/21)...Posted a career-high 11 rebounds (four offensive) to go along with nine points and two blocks in 31 minutes at K-State (1/2)...Tallied 13 points (5-8 FG, 3-3 FT), six rebounds and four blocks in 31 minutes at Oklahoma State (1/8)...Registered 15 points (6-8 FG) in 30 minutes against No. 8/8 Texas Tech (Jan. 12)...Had 15 points and set a career-high in free throws made (7-8) to go along with six rebounds and five blocks in 22 minutes against No. 19 Oklahoma (1/19)...Had five blocks and added 10 points (4-6 FG) in a career-high 32 minutes at TCU (1/23)...Registered 14 points (career-high 7-11 FG) in 29 minutes at Georgia (1/26)...Tallied 13 points (career-high 7-8 FT), nine rebounds (four offensive), two blocks and two steals in 29 minutes vs. No. 11/12 Kansas (1/29)...Registered 12 points (5-6 FG), six rebounds and a career-high six blocks in 32 minutes at Oklahoma (2/23)...Recorded a career-high 19 points (7-8 FG, 5-5 FT), seven boards and two steals in 29 minutes against TCU (3/9)...Suffered a bone bruise in his left knee late in the Phillips 66 Big 12 Championship quarterfinal game vs. No. 17 Kansas (3/14), missing all five games during the NIT due to the injury.

High School: Attended Archbishop Moeller High School in Cincinnati, Ohio (head coach Carl Kremer)...Ranked as the No. 89 overall prospect in the nation by ESPN...Averaged 12 points, seven rebounds, and four blocks per game as a senior while leading Moeller to a 27-3 record and the Division I state title...Converted .673 from the floor during his senior year...Set the school single-season record for most blocks (123) and recorded 9 blocks in a pair of contests as a senior...First-team all-state selection in his senior season...Made a tremendous jump from his junior year, when he averaged one point and two rebounds in six minutes per game as a reserve...Moeller (28-1) reached the Division I state final and notch a school-record 28 wins during his junior season.

Personal: Full name is Jaxson Reed Hayes...Born in Norman, Oklahoma, but family moved to Cincinnati when Jaxson was three years old...Son of Jonathan and Kristi Hayes...Father, Jonathan, spent 15 seasons as the tight ends coach for the Cincinnati Bengals (2003-18) and four years as an assistant coach (tight ends/special teams) at the University of Oklahoma (1999-2002)...Jonathan was an All-American tight end at the University of Iowa (1982-85) who went on to play 12 seasons in the NFL with the Kansas City Chiefs (1985-93) and Pittsburgh Steelers (1994-96)...Mother, Kristi (Kinne) played basketball at Drake University (1991-95) and earned honorable mention Kodak All-American accolades and Missouri Valley Conference Player of the Year honors as a senior (1994-95)...Kristi recorded 3,406 career points during her four years (1987-91) at Jefferson-Scranton High School (Jefferson, Iowa)...Kristi previously served as an assistant women's basketball coach at Oklahoma, Iowa and Southern Illinois-Carbondale...Has one younger sister, Jillian, and two younger brothers, Jewett and Jonah.

NBA REGULAR SEASON STATS

SEASON	TEAM	GP	MIN	FGM	FGA	FG%	FTM	FTA	FT%	OREB	DREB	TREB	AST	TO	STL	BLK	PF	PTS	PPG	RPG	APG
2019-20	NOP	64	1080	174	259	0.672	123	190	0.647	97	162	259	56	53	26	55	161	472	7.4	4.0	0.9
2020-21	NOP	60	964	175	280	0.625	93	120	0.775	92	165	257	35	39	25	38	101	449	7.5	4.3	0.6
2021-22	NOP	70	1398	245	398	0.616	144	188	0.766	115	200	315	43	54	33	55	155	654	9.3	4.5	0.6
TOTAL	--	194	3442	594	937	0.634	360	498	0.723	304	527	831	134	146	84	148	417	1575	8.1	4.3	0.7

3-POINT FG: 2019-20, 1-4 (.250); 2020-21, 6-14 (.429); 2021-22, 20-57 (.351); TOTALS: 27-75 (.360)

NBA POSTSEASON STATS

SEASON	TEAM	GP	MIN	FGM	FGA	FG%	FTM	FTA	FT%	OREB	DREB	TREB	AST	TO	STL	BLK	PF	PTS	PPG	RPG	APG
2021-22	NOP	6	83	14	25	0.560	7	11	0.636	4	11	15	1	4	0	2	11	35	5.8	2.5	0.2
TOTALS	--	6	83	14	25	0.560	7	11	0.636	4	11	15	1	4	0	2	11	35	5.8	2.5	0.2

3-POINT FG: 2021-22, 0-3 (.000)

9 WILLY HERNANGÓMEZ

Position
CENTER

NBA Years
6

Height/Weight
6-11/262

Birthdate
MAY 27, 1994

Birthplace
MADRID, SPAIN

Prior to NBA
REAL MADRID (SPAIN)



Transactions: Drafted by Philadelphia in the second round (35th overall) of the 2015 NBA Draft and traded to New York for two future second-round picks 6/26/14...Signed multi-year deal with New York 7/8/16...Traded to Charlotte for Johnny O'Bryant and two future second-round picks 2/7/18...Signed by New Orleans 11/30/20...Re-signed by New Orleans 8/16/21.

2021-22 Season (New Orleans): Appeared in 50 games (eight starts), averaging 9.1 points, 6.8 rebounds and 1.3 assists in 16.8 minutes per contest, while shooting .520 from the field, .333 from behind the arc and .773 from the foul stripe...Posted 10 double-doubles on the season... Scored in double-figures 24 times...Grabbed double digit rebounds eight times...On 11/3 at SAC, in 11 minutes played, notched eight points, two rebounds and an assist, while shooting a perfect 2-of-2 from the field, as well as 4-of-4 from the charity stripe...On 11/20 at IND, grabbed five rebounds to go along with six points and an assist...On 11/22 vs. MIN, posted 19 points, converting 8-of-9 (.889) from the field...On 11/24 vs. WAS, matched a career-high with three steals and swatted two blocks...On 12/3 at DAL, posted 14 rebounds to go along with 12 points and three assists...On 12/5 at HOU, posted 10 points and 14 rebounds, including eight offensive, in 16 minutes of play, marking his second straight double-double and his third of the season. Dating back to 1983-84, it is the fourth time a player has recorded at least nine offensive rebounds in 16 or fewer minutes played although Enes Freedom did it for Portland last season after the last two occurrences came in 2001 and 1991...On 12/23 at ORL, got his first start of the season, posting three points, a season-high 16 rebounds and a steal...On 1/25 at PHI, posted a career-high 29 points, shooting 11-of-15 (.733) from the floor and 6-of-7 (.857) from the free throw line...On 1/28 vs. DEN, notched 18 points, tied a season-high 16 rebounds and three blocks, which marks his fifth double-double of the season and his 37th career double-double. At the 6:29 mark of the fourth quarter, Hernangomez passed Tyreke Evans for 24th on the Pelicans All-Time offensive rebounds list with 185...On 3/20 at ATL, posted 17 points and grabbed 10 rebounds, which marks his seventh double-double of the season... On 4/5 at SAC, started his seventh game of the season, posting 12 points and 12 boards, which led him to his eighth double-double of the year...On 4/7 vs. POR, tallied his ninth double-double of the season with 17 points and 14 boards...Missed four games due to Health and Safety protocols.

Professional: Has appeared in 306 games (46 starts) for New Orleans, Charlotte and New York, holding career averages of 7.4 points, 5.9 rebounds and 1.1 assists in 15.3 minutes per contest...In his career, has shot .534 from the field, .309 from deep and .702 from the foul line... Has 41 career double-doubles...Registered 10-plus rebounds 63 times...**2020-21 Season (New Orleans):** Appeared in 47 games (12 starts) for the Pelicans, averaging 7.8 points, 7.1 rebounds, and 1.1 assists in 18.0 minutes per contest...Scored in double-figures 19 times and rebounded in double-figures 15 times, resulting in 11 double-doubles...In the team's season finale on 5/16 vs. LAL, posted a season-high 19 points on 8-of-11 (.727) from the floor, while adding 13 boards, two blocks and one assist...On 5/7 at PHI, matched a career-high with five assists to go along with 11 points, nine rebounds and two steals...In a season-high 31 minutes played, notched a double-double with 12 points, 10 boards and three steals against LAC (4/26)...On 4/22 vs. ORL, scored 18 points on 7-of-9 (.778) from the floor, while adding 12 boards and a block... On 4/9 vs. PHI, recorded his fifth double-double on the year, recording 10 points and 10 rebounds...Scored 15 points on a perfect 7-of-7 (1.000) shooting from the floor, while adding 12 boards and one assist at HOU (4/4)...On 2/17 vs. POR, notched a career-high 17 rebounds

CAREER HIGHS

PTS	29 @PHI 1/25/22
FGM	11 (Twice)
FGA	16 @SAS 3/25/17
3FGM	3 @PHI 11/9/18
3FGA	4 BOS 11/19/18
FTM	14 @GSW 3/31/19
FTA	15 @GSW 3/31/19
OREB	9 @SAC 4/5/22
DREB	12 SAC 1/17/19
TREB	17 POR 2/17/21
ASTS	5 (5 Times)
STLS	3 (6 Times)
BLKS	3 (3 Times)
MINS	36 (Twice)

and scored 11 points, while also draining his first three-pointer of the season...**2019-20 Season (Charlotte):** Appeared in 31 games off the bench for Charlotte, averaging 6.1 points, 4.3 rebounds, and 0.9 assists in 12.1 minutes per contest...Scored in double-figures eight times and rebounded in double-figures three times, resulting in two double-doubles...Scored a season-high 15 points on a perfect 6-of-6 from the field at UTA (1/10)...**2018-19 (Charlotte):** Appeared in 58 games (three starts), averaging 7.3 points, 5.4 rebounds and 1.0 assist in 14.0 minutes per contest...Scored in double-digits 19 times, including 15 points or more four times...Grabbed double-digit rebounds seven times...Notched four double-doubles...Knocked down a career-high three three-pointers at PHI (11/9)...Scored his 1,000th career point during a 19-point performance on Dec. 23 at Boston...Collected a career-high 12 defensive rebounds and notched a season-high 16 total rebounds vs. SAC (1/17)...Set career-highs in free throws made and attempts with a 14-of-15 performance from the charity stripe to go along with a season-high 22 points at GSW (3/31)...**2017-18 (Charlotte/New York):** Appeared in 48 games (one start) between New York and Charlotte, and averaged 5.1 points and 3.8 rebounds...Averaged 6.1 points and 5.3 rebounds in 22 games for the Hornets following the midseason trade, notching double-figures in eight of them...**2016-17 (New York):** Appeared in 72 games (22 starts), averaging 8.2 points, 7.0 rebounds and 1.3 assists in 18.4 minutes...Scored in double-figures 25 times, including a career-best 24 points on two occasions...Named to the 2016-17 NBA All-Rookie First Team...Selected to play for the World Team in the 2017 BBVA Compass Rising Stars Challenge...Named Eastern Conference Rookie of the Month for April 2017 in which he averaged 12.5 points, 8.5 rebounds, and 3.0 assists in six games.

Playoffs: 2022 (New Orleans): Appeared in one game during the Western Conference First Round, posting 2.0 points and 2.0 rebounds in just two minutes played.

Personal: Full name is Guillermo Gustavo Hernangómez...Helped Spanish National Team to a bronze medal at 2016 Rio Olympics...Younger brother Juan plays for the Toronto Raptors... In 2018 he and his brother Juancho set up Campus Hermanos Hernangomez, a basketball programme in Madrid, Spain. (campushernangomez.com, 01 Feb 2020)...The son of Margarita Geuer and Guillermo Hernandez...His mother played for the Spanish National Team and in the 1992 Barcelona Olympics...Has a sister Andrea, who plays for Spain's national junior women's team...Favorite basketball shoe is the Nike Paul George...Favorite 2K is 2K16...Favorite athlete outside of basketball is Fernando Alonso...Favorite movie is Hustle...Favorite TV show is Game of Thrones...Enjoys watching Formula 1 and playing paddle tennis.

NBA REGULAR SEASON STATS

SEASON	TEAM	GP	MIN	FGM	FGA	FG%	FTM	FTA	FT%	OREB	DREB	TREB	AST	TO	STL	BLK	PF	PTS	PPG	RPG	APG
2016-17	NYK	72	1324	246	465	0.529	91	125	0.728	170	332	502	96	100	41	36	150	587	8.2	7.0	1.3
2017-18	NYK/CHA	48	495	91	164	0.555	59	90	0.656	61	122	183	33	35	18	16	64	246	5.1	3.8	0.7
2018-19	CHA	58	812	153	295	0.519	100	144	0.694	117	194	311	60	58	16	20	98	421	7.3	5.4	1.0
2019-20	CHA	31	375	74	139	0.532	37	59	0.627	43	91	134	29	30	10	7	32	190	6.1	4.3	0.9
2020-21	NOP	47	846	151	268	0.563	62	93	0.667	117	217	334	50	34	22	23	68	365	7.8	7.1	1.1
2021-22	NOP	50	839	170	327	0.520	109	141	0.773	143	195	338	63	51	21	19	97	453	9.1	6.8	1.3
TOTALS	--	306	4691	885	1658	0.534	458	652	0.702	651	1151	1802	331	308	128	121	509	2262	7.4	5.9	1.1

3-POINT FG: 2016-17, 4-15 (.267); 2017-18, 5-12 (.417); 2018-19, 15-39 (.385); 2019-20, 5-22 (.227); 2020-21, 1-10 (.100); 2021-22, 4-12 (.333); TOTALS: 34-110 (.309)

NBA POSTSEASON STATS

SEASON	TEAM	GP	MIN	FGM	FGA	FG%	FTM	FTA	FT%	OREB	DREB	TREB	AST	TO	STL	BLK	PF	PTS	PPG	RPG	APG
2021-22	NOP	1	2	1	4	0.250	0	0	0.000	2	0	2	0	0	0	0	1	2	2.0	2.0	0.0
TOTALS	--	1	2	1	4	0.250	0	0	0.000	2	0	2	0	0	0	0	1	2	2.0	2.0	0.0

3-POINT FG: 2021-22, 0-1 (.000)

14 BRANDON INGRAM

Position
FORWARD

NBA Years
6

Height/Weight
6-8/210

Birthdate
SEPTEMBER 2, 1997

Birthplace
KINSTON, N.C.

College
DUKE

High School
KINSTON H.S.
(Kinston, N.C.)



Transactions: Selected by the Los Angeles Lakers with the second overall pick in the 2016 NBA Draft...Acquired by New Orleans along with Josh Hart, Lonzo Ball, the draft rights to the fourth overall pick in the 2019 NBA Draft, De'Andre Hunter, and two future first-round draft picks in exchange for Anthony Davis on 7/6/19...Re-signed by New Orleans 11/30/20.

2021-22 Season (New Orleans): Started in all 55 games he appeared in, averaging 22.7 points, 5.8 rebounds and 5.6 assists, while shooting .461 from the field, .327 from behind the arc and .826 from the free throw line...Scored 20-plus points in 35 games, including 10 outings of 30 or more points...Notched seven double-doubles to the year...Named Western Conference Player of the Week (Jan. 31-Feb. 6). During that week, he played in three games, averaging 27.3 points, 9.3 assists, 3.3 rebounds, 1.7 steals, and 1.3 blocks while committing just five total turnovers and leading the Pelicans to a 3-0 record. Ingram finished the week one of just two players in the NBA to average at least 27 points and nine assists in three or more games. Ingram shot .475 from the field, .400 from three-point range, and .846 from the foul stripe. Ingram notched back-to-back games with double-digit assists for the first time in his career at Denver and Houston, tying his career-high with 12 dimes in each. Ingram's Player of the Week honor is the third of his career, after earning the award in each of the last two seasons...Connected on 190-of-408 (.466) from the mid-range this season, which ranks 4th in the NBA in total FGM from this zone, despite only playing in 55 games during the 2021-22 regular season...The only player in the NBA during the regular season to average 22-plus points, 5.4-plus assists, 5.5-plus rebounds and three or less turnovers per game...On 12/1 vs. DAL, scored 29 points, converting 11-of-17 (.647) from the field, 3-of-5 (.600) from three-point distance and a perfect 4-of-4 from the charity stripe...On 12/3 at DAL, notched a career-high 12 assists to go along with 24 points, eight rebounds and two steals...On 12/5 at HOU, scored a season-high 40 points, converting 15-of-28 (.536) from the floor and 7-of-8 (.875) from the free throw line. This marks the third 40-point game of his career...On 12/8 vs. DEN, played in a season-high 45 minutes, posting 16 points, eight rebounds, five assists and tied a career-high four steals...On 12/10 vs. DET, notched 26 points, three rebounds, five assists and two blocks. He scored 24 points in the first half, shooting 8-of-14 (.571) from the floor and 4-of-6 (.667) from behind the arc. At the 4:38 mark of the second quarter, Ingram hit his third three-pointer of the night, passing Baron Davis for 8th on the Pelicans All-Time three pointers list...On 12/15 at OKC, posted a game-high 34 points, converting 11-of-21 (.524) from the floor...On 12/21 vs. POR, scored a team-high 28 points to go along with eight boards and eight assists...On 12/23 at ORL, finished with a game-high 31 points, six rebounds and four assists, converting 12-of-23 (.522) from the floor and a perfect 7-of-7 from the free throw line...On 1/6 vs. GSW, notched a game-high 32 points and 11 rebounds, shooting 12-of-20 (.600) from the field and 7-of-8 (.875) from the free throw line...At the 1:55 mark of the third quarter, Ingram passed Rasual Butler for 17th on the Pelicans All-Time rebounds list...On 1/11 vs. MIN, scored a game-high 33 points, shooting 11-of-19 (.579) from the floor, a season-high 6-of-7 (.857) from three-point range and a perfect 5-of-5 from the charity stripe. With the game tied at 125-125 with 3.6 seconds left to play, Brandon Ingram nailed a deep three-pointer to give the Pelicans a 128-125 lead with 1.3 seconds left in regulation. In the last 1:13 of regulation, Ingram scored 10 of the last 11 New Orleans points to seal the victory. Also, he passed E'Twaun Moore for 7th on the Pelicans All-Time three pointers list...On 2/1 at DET, Ingram scored 26 points, shooting 8-of-18 (.444) from the field and 9-of-10 (.900) from the charity stripe. He became 5th on the All-Time Pelicans made field goal list passing Ryan Anderson...On 2/6 at HOU, had a game-high 33 points with a career-high tying 12 assists tonight after having 23 points, and 12 assists at Denver on 2/4...On 2/14

CAREER HIGHS

PTS	49 UTA 1/16/20
FGM	17 @BKN 11/4/19
FGA	31 IND 1/4/21
3FGM	7 (Twice)
3FGA	12 (Twice)
FTM	16 UTA 1/16/20
FTA	20 UTA 1/16/20
OREB	4 (3 Times)
DREB	14 @HOU 10/26/19
TREB	15 @HOU 10/26/19
ASTS	12 (3 Times)
STLS	4 (4 Times)
BLKS	4 MEM 2/6/21
MINs	45 @HOU 12/31/17

vs. TOR, posted his seventh double-double of the season, shooting 10 points, 11 boards, eight assists, two blocks and one steal. Ingram passed DeMarcus Cousins for 17th on the Pelicans All-Time blocks list...On 3/2 vs. SAC, led the way for the Pelicans, scoring a game-high 33 points, shooting a season-high .790 (15-of-19) from the floor, 2-of-3 (.667) from the three-point line and 1-of-2 (.500) from the free throw line...On 3/6 at DEN, tallied 38 points, shooting 12-of-24 (.500) from the field, 3-of-7 (.429) from behind the arc and 11-of-13 (.847) from the free throw line. He added five rebounds and nine assists in 40 minutes, and this marks his first career game with 38-plus points, five-plus rebounds and nine-plus assists...On 3/27 vs. LAL, after missing the last 10 games due to injury, posted a team-high 26 points, shooting 10-of-17 (.588) from the floor and 6-of-7 (.857) from the foul stripe...On 4/1 at LAL, notched 29 points, eight rebounds, seven assists, two blocks and a steal, while converting 10-of-17 (.588) from the floor and a perfect 9-of-9 from the free throw line...In the second half, he scored 23 of his 29 points, shooting 7-of-11 (.636) from the floor...Missed 27 games on the year...**Play-In Tournament:** Started both games for New Orleans, averaging, 28.5 points , 5.5 rebounds and 5.5 assists, while shooting .625 from the floor and .700 from the free throw line...On 4/13 vs. SAS, scored 27 points, shooting 11-of-19 (.579) from the floor and 5-of-6 (.800) from the free throw stripe...On 4/15 at LAC, helped lead the Pelicans to a comeback, scoring a game-high 30 points, converting 14-of-21 (.667) from the floor and 2-of-4 (.500) from the free throw line in 45 minutes of play.

Professional: Has appeared in 368 games (329 starts) for New Orleans and Los Angeles, holding career averages of 18.5 points, 5.2 rebounds and 3.8 assists in 32.8 minutes...Has recorded 137 games with 20-plus points and 35 games with 30-plus points...Tallied 28 double-doubles in his career (22 pt/reb, 6 pt/ast)...Selected to the 2020 All-Star Game...Two-time participant in the Rising Stars Challenge at NBA All-Star Weekend...NBA All-Rookie Second Team selection in 2017...**2020-21 Season (New Orleans):** Appeared in 61 games (all starts), averaging 23.8 points (20th in NBA), 4.9 rebounds and 4.9 assists in 34.3 minutes...Scored 20 or more points in 33 games, including 12 outings of 30 or more points...Notched four double-doubles this season...Named the Western Conference Player of the Week (Dec. 22-27). During that week, Ingram was second in the West in total points scored (80), posted seven rebounds and six assists, and one of four players to average at least 26 points while shooting at least .440 from the field, .470 from three-point range and .820 from the free throw line. The third player in team history to earn the Player of the Week honor multiple times, joining Chris Paul (eight) and Anthony Davis (five)...Became the first player in franchise history to notch 80 points, 20 rebounds and 20 assists through the first three games of the season...On 4/16 at WAS, matched a career-high four steals to go along with 34 points, five assists and seven rebounds...On 4/12 vs. SAC, notched 34 points on 11-of-18 (.611) from the floor and 9-of-10 (.900) from the free throw line to go along with seven assists, one steal and two blocks...Posted a season-high 36 points on 14-of-21 (.667) from the floor, 4-of-6 (.667) from behind the arc and a perfect 4-of-4 from the free throw line vs. LAL (3/23)...On 3/12 vs. CLE, shot 11-of-14 (.786) from the field and 3-of-6 (.500) from deep, scoring 28 points and grabbing seven boards...In a season-high 43 minutes, recorded 33 points, six rebounds and three assists in the team's overtime victory vs. BOS (2/21)...On 2/6 vs. MEM, posted a career-high four blocks to go along with 27 points, three assists and a season-high 12 boards...Tied a career-high with seven three-pointers against the Washington Wizards (1/27)...Racked up 31 points, eight assists, four rebounds and two blocks in the Pelicans' victory over the Pacers (1/4)...Notched 11 assists to go along with 24 points, nine rebounds, three steals and one block on 12/23 at TOR...**2019-20 (New Orleans):** Named the NBA's Most Improved Player after appearing in 62 games (all starts), averaging 23.8 points (14th in NBA), 6.1 rebounds and 4.2 assists in 33.9 minutes...Scored 20 or more points in 46 games, including 11 outings of 30 or more points...Notched nine double-doubles this season...Selected to his first NBA All-Star Game...Became the second player in NBA history age 22 or younger to average at least 23.5 points per game while shooting over .450 from the field, .390 from three-point range and .850 from the free throw line, joining Kevin Durant (Age 22 – 2008-09)...Became one of five players in NBA history age 22 or younger to average at least 23.5 PPG, 6.0 RP, 4.0 APG and 0.9 SPG, joining Tracy McGrady (Age 21 – 2000-01; Age 22 – 2001-02), Michael Jordan (Age 21 – 1984-85), LeBron James (Age 20 – 2004-05; Age 21 – 2005-06; Age 22 – 2006-07) and Luka Doncic (Age 20 – 2019-20)...Was named the NBA's Western Conference Player of the Week for games played Dec. 23-29. Ingram led the Pelicans to a 4-0 week while averaging 25.3 points on .493 shooting from the floor, including .542 from three-point range and a perfect 1.000 from the free throw line, as well as 7.3 rebounds, 4.5 assists and 2.0 steals...One of eight players to average at least 23.5 PPG, 6 RPG, 4 APG...One of two players to appear in at least 25 games to average at least 23.5 PPG while shooting at least .460 FG, .390 3FG, .850 FT, joining Damian Lillard...Prior to the NBA restart, averaged 24.3 points, 6.3 boards, and 4.3 assists on .387 from deep in 56 games (all starts)...Tallied a career-best 49 points on 15-of-25 from the floor, 3-of-8 from deep, and a season-best 16-of-20 from the foul line to go along with eight rebounds and six assists vs. UTA (1/16)...Notched 29 points and a career-high-tying 11 assists to go along with eight rebounds vs. CHI (1/8)...Scored 31 points, converting on a career-best seven three-pointers at DEN (12/25)...Scored 35 points and grabbed a career-high 15 rebounds (14 defensive) at HOU (10/26)...Scored 40 points (17-24 FG) with five rebounds and five assists at BKN (11/4). With this performance, Ingram is the sixth player in Pelicans franchise history to score at least 40 points on less than 25 FGA...Ingram's 181 points set the mark for the highest point total through his first seven games with the Pelicans in franchise history, passing DeMarcus Cousins' 155...**2018-19 (LA Lakers):** Appeared in 52 games (all starts), averaging 18.3 points, 5.1 rebounds and 3.0 assists in 33.9 minutes...In six games after the All-Star break, upped his averages to 27.8 points and 7.5 rebounds while shooting .570 from the field, before his season ended due to injury...Scored in double-figures in 49 games, including 20 outings of 20 or more points and three 30-plus point games...Owned two double-doubles this season...Recorded 20-plus points in a career-best six consecutive games...Scored a game-high-tying 31 points (13-21 FG) with eight rebounds 3/1 vs. MIL, good for his fourth career 30-point game...In that game, shot a perfect 8-for-8 from the field in the first half, marking the most shots made without a miss in a single half in his career...Scored 32 points with six rebounds 2/25 at MEM, his second 30-plus game of the year...Had 27 points (11-14 FT) and a season-high 13 rebounds in a game-high 41 minutes 2/21 vs. HOU, his second double-double of the season...With that line, became the eighth player in the NBA this season to match those totals with at least 11 free throws...Scored a season-high 36 points (16-20 FG) with five rebounds and five assists 1/29 vs. PHI, his first 30-point outing of the season and second of his career...With the performance, became the fifth player in the NBA on the season to score at least 35 points while shooting 80 percent from the field (joining G. Antetokounmpo, J. Collins, N. Jokic, K. Thompson), and became the first Lakers player since Andrew Bynum in 2012 to reach those marks...Dropped a game-high 29 points with six assists, three rebounds and two steals 1/7 at DAL...Added 17 points, 11 rebounds, five assists and one block 1/2 vs. OKC, his first double-digit rebounding game and double-double of the season...Contributed 21 points, nine assists, seven rebounds and two blocks 12/30 vs. SAC, recording the highest assist total of his career when scoring at least 20 points...Scored 22 points with two blocks 12/27 at SAC...Tallied three blocks with 14 points 11/29 vs. IND...In return from 4-game absence, scored a then-season-high 24 points with five rebounds and a season-high-tying three blocks in 25 minutes 10/29 at MIN...Became one of three players in NBA history to have at least 24 points, three blocks and

three 3FG in 25 minutes or less (joining K. McHale and B. Laimbeer)...Totaled 16 points, four rebounds, one assist, two steals and one block in season-opener 10/18 at POR...Missed seven games due to sprained left ankle (12/7-12/18), two games due to right shoulder soreness (3/4-3/6), five games due to deep venous thrombosis, right arm (3/9-3/17), 12 games due to thoracic outlet decompression syndrome, right arm (3/19-4/9) and four games due to NBA suspension (10/22-10/27)...**2017-18 (LA Lakers):** Appeared in 59 games (all starts), averaging 16.1 points, 5.3 rebounds and 3.9 assists in 33.5 minutes...Selected to participate in the Mtn Dew Kickstart Rising Stars Challenge at the 2018 NBA All-Star Weekend in Los Angeles...Was the only player in the NBA aged 20 years or younger to average at least 16.0 points, 5.0 rebounds and 3.0 assists per game...Became fourth player in NBA history to have at least 395 assists (396), 95 three-pointers (96) and 75 blocks (79) at the age of 20 or younger, joining LeBron James, Kevin Durant and Kobe Bryant as the only players to do so...Scored in double-figures in 50 games, including 16 20-plus point performances and one game of 30-plus...Led the team in scoring 15 times, rebounds four times, assists 18 times, steals 10 times and blocks 14 times...Tallied six double-doubles...Finished with 21 points, 10 rebounds, six assists and three blocks on 2/26 at ATL, joining Kevin Durant, LeBron James and Lamar Odom as the only players to post those numbers at the age of 20 or younger...Scored 22 points, including a season-best four three-pointers on 2/10 at DAL...Tallied a near triple-double with 16 points, three assists, one steal and one block on 2/2 at BKN...Scored 22 points with a season-best 14 rebounds on 1/5 vs. CHA...Totaled 21 points, seven rebounds, six assists and one block, along with a game-winning last-second 3FG on 12/7 at PHI...Registered season-high 32 points, five rebounds, three assists, three steals and two blocks on 11/29 vs. GSW...Earned first career double-double with 19 points, 10 rebounds, three assists, one steal and one block on 10/25 vs. WAS...Missed two games due to right quad contusion/left quad tendinitis (12/23-12/25), two games due to mild left ankle sprain (1/15, 1/19), 12 games due to left groin strain (3/3-3/26) and seven games due to concussion protocol (4/1-4/11)...**2016-17 (LA Lakers):** Appeared in 79 games (40 starts), averaging 9.4 points, 4.0 rebounds and 3.6 assists in 29.8 minutes...Selected to the NBA All-Rookie Second Team...Chosen to participate in the Rising Stars Challenge at NBA All-Star 2017...Ranked eighth overall among rookies in points per game (9.4)...Posted 36 double-figure point games, including two contests with 20-plus points...Led the team in blocks 19 times...Became the fifth player in NBA history to total at least 150 assists, 50 three-pointers and 36 blocks in a season at the age of 19 or younger...One of three players in NBA history to total at least 150 assists at the age of 19 while standing at 6-foot-9 or taller (Kevin Durant, Giannis Antetokounmpo)...Notched season highs in points (22) and field goals (10) on 2/26 vs. SAS...Tied season-highs with three three-pointers and three steals on 1/20 vs. IND...Narrowly missed a triple-double on 12/17 at CLE, totaling 10 rebounds, nine assists, and nine points...Made his first start on 11/23 @ GSW, totaling 16 points...Scored nine points and grabbed three rebounds in his NBA debut on 10/26 vs. HOU...Missed three games with right patellar tendinitis (3/26-3/30).

Playoffs: 2022 (New Orleans): Started all six postseason games for New Orleans, averaging 27.0 points, 6.2 rebounds, 6.2 assists and 0.7 steals in 39.3 minutes per game...Shot .474 from the floor, .407 from three-point range and .830 from the free throw line...Scored 30-plus points in three-straight games, becoming the first player in franchise history with three consecutive 30-point games in the playoffs...He is now also one of seven players in NBA history to score 30-plus in three of his first four career playoff games...On 4/17 at PHX, appeared in his first career postseason game, netted 18 points, four assists and five rebounds, while shooting 6-of-17 (.353) from the floor and a perfect 5-of-5 from the free throw line...On 4/19 at PHX, scored 37 points, while shooting 13-of-21 (.619) from the floor, a perfect 3-of-3 from three-point range and a perfect 8-of-8 from the charity stripe...On 4/22 vs. PHX, led the team with 34 points in Game 3, shooting 11-for-19 (.579) from the floor, including 3-for-6 (.500) from three, while adding seven rebounds, two assists and a block...On 4/24 vs. PHX, led the team with 30 points on 11-for-23 (.478) from the field, including 1-for-5 from three-point range.

College (Duke: 2015-16) Consensus ACC Freshman of the Year in his lone collegiate season...AP All-American Honorable Mention...Consensus Second Team All-ACC selection...USBWA Freshman All-America and All-District III honors...NABC All-District II First Team recognition...ACC Rookie of the Week four times...Finalist for the Wayman Tisdale National Freshman of the Year Award...Wayman Tisdale National Freshman of the Week once (1/12/16)...One of five finalists for the Julius Erving Small Forward of the Year Award...Named to the midseason Naismith Trophy watch list...Started 34 of his 36 games in 2015-16...Finished ranked sixth in the ACC in scoring (17.3), seventh in three-point percentage (.410) and minutes played (34.6), ninth in three-pointers per game (2.2), 10th in blocks (1.4), and 13th in rebounds (6.8)...Led ACC freshman in scoring, rebounding, three-pointers per game, three-point percentage, minutes played, and double-doubles (eight)...Duke's leading scorer in the NCAA Tournament, averaging 23.0 points to go along with 6.3 rebounds and 2.7 assists over three games, scoring at least 20 points in each contest...Played 119 of a possible 120 minutes in the NCAA Tournament...Led the Blue Devils in scoring nine times, in rebounding seven times, and in assists six times...Hit double-figures in 31 of 36 games, with 14 games of 20+ points...Blocked a career-high six shots 1/9/16 vs. Virginia Tech...Finished in the top-five in Duke's freshman record books in a number of categories, including total points, points per game, double-figure scoring games, 20-point scoring games, field goals made, three-point field goals made, free throws made, total blocks, double-doubles, minutes played, and minutes per game.

Personal: Son of Donald and Joann Ingram...Has an older brother, Donovan (who goes by 'Bo'), and an elder sister, Brittany...Is an avid supporter of the team's community efforts within the city of New Orleans, having participated in charitable events and community outreach throughout his time with the Pelicans...Has also hosted school supply giveaways in his home town of Kinston, N.C.

NBA REGULAR SEASON STATS

SEASON	TEAM	GP	MIN	FGM	FGA	FG%	FTM	FTA	FT%	OREB	DREB	TREB	AST	TO	STL	BLK	PF	PTS	PPG	RPG	APG
2016-17	LAL	79	2279	276	686	0.402	133	214	0.621	60	256	316	166	116	50	36	158	740	9.4	4.0	2.1
2017-18	LAL	59	1975	358	761	0.470	192	282	0.681	57	257	314	230	149	45	43	163	949	16.1	5.3	3.9
2018-19	LAL	52	1760	362	729	0.497	195	289	0.675	41	226	267	154	129	28	31	149	950	18.3	5.1	3.0
2019-20	NOP	62	2104	507	1096	0.463	313	368	0.851	51	329	380	259	189	61	38	179	1477	23.8	6.1	4.2
2020-21	NOP	61	2093	513	1101	0.466	281	320	0.878	34	265	299	296	154	42	36	124	1450	23.8	4.9	4.9
2021-22	NOP	55	1869	453	983	0.461	266	322	0.826	35	285	320	307	151	34	26	119	1246	22.7	5.8	5.6
TOTALS	--	368	12080	2469	5356	0.461	1380	1795	0.769	278	1618	1896	1412	888	260	210	892	6812	18.5	5.2	3.8

3-POINT FG: 2016-17, 55-187 (.294); 2017-18, 41-105 (.390); 2018-19, 31-94 (.330); 2019-20, 150-384 (.391); 2020-21, 143-375 (.381); 2021-22, 74-226 (.327);
TOTALS: 494-1371 (.360)

NBA POSTSEASON STATS

SEASON	TEAM	GP	MIN	FGM	FGA	FG%	FTM	FTA	FT%	OREB	DREB	TREB	AST	TO	STL	BLK	PF	PTS	PPG	RPG	APG
2021-22	NOP	6	236	56	118	0.475	39	47	0.830	4	33	37	37	23	4	2	11	162	27.0	6.2	6.2
TOTALS	--	6	236	56	118	0.475	39	47	0.830	4	33	37	37	23	4	2	11	162	27.0	6.2	6.2

3-POINT FG: 2021-22, 11-27 (.407)

5 HERBERT JONES

Position
**GUARD/
FORWARD**

NBA Years
1

Height/Weight
6-7/212

Birthdate
OCTOBER 6, 1998

Birthplace
GREENSBORO, ALA.

College
ALABAMA

High School
HALE COUNTY
(Moundville, Ala.)



Transactions: Selected 35th overall by New Orleans Pelicans in the 2021 NBA Draft...Signed by New Orleans 8/16/21.

2021-22 Season: In his rookie season, appeared in 78 games (69 starts) with New Orleans, averaging 9.5 points, 3.8 rebounds, 2.1 assists, 1.7 steals and 0.8 blocks per game...Scored in double-figures 38 times...Recorded three-plus steals 20 times...Selected to participate in the 2022 All-Star Clorox Rising Stars, which will be held on Feb. 18th at Rocket Mortgage FieldHouse in Cleveland as part of NBA All-Star 2022. Jones becomes the seventh player in New Orleans franchise history to participate in the Rookie Challenge/Rising Stars Game, joining Chris Paul, Anthony Davis, Buddy Hield, Nickeil Alexander-Walker, Nicolò Melli, and Zion Williamson... Among all NBA players, ranked fourth in total deflections (243) and is ranked third in total steals (130)...Among NBA rookies, finished the regular season ranked first in steals per game (1.7), ranked first in total steals (130) and ranked second in steal/turnover ratio (1.30), ranked fourth in blocks per game (0.8), ranked third in total blocks (60), ranked ninth in assist/turnover ratio (1.67), ranked fifth in field goal percentage (.476) and ranked fourth in free throw percentage (.840)...Became the only rookie in New Orleans franchise history to have 80-plus steals and 45-plus total blocks in a single season...Is the second rookie in franchise history to have 100-plus steals, along with Chris Paul...Set Pelicans rookie franchise record for most consecutive games with at least one block, racking up 16 consecutive games with at least one block, passing Anthony Davis' rookie record of 13 straight...On 10/29 vs. SAC, notched 12 points, converting 5-of-8 (.625) from the floor...On 11/13 vs. MEM, posted 17 points, converting 5-of-11 (.455) from the floor, 3-of-4 (.750) from behind the arc and a perfect 4-of-4 from the charity stripe...On 11/24 vs. WAS, notched four steals to go along with four points, seven rebounds and three assists...On 11/9 at LAC, posted six made shots, scoring 16 points...On 12/5 at HOU, posted a career-high three blocks to go along with five points and a steal...On 12/8 vs. DEN, scored 19 points, converting 8-of-11 (.727) from the floor and a perfect 2-of-2 from three-point range...On 12/17 vs. MIL, grabbed nine rebounds to go along with 17 points, four assists a steal and a block...On 12/28 vs. CLE, finished the game with a career-high 26 points, seven rebounds, three assists and three blocks...On 1/6 vs. GSW, posted 13 points, six rebounds, two assists and five steals. He shot 4-of-8 (.500) from the floor and 5-of-6 (.833) from the free throw line...On 2/4 at DEN, finished with a game-high 25 points, converting 8-of-10 (.800) from the floor, 3-of-4 (.750) from three-point range and a perfect 6-of-6 from the free throw line. In the fourth quarter, he notched 18 points, which is the third-most points scored by a rookie in a quarter in New Orleans franchise history...On 2/8 vs. HOU, finished a career-high 11 rebounds to go along with 10 points, marking his first career double-double of his career...On 2/18 in Cleveland, Pelicans rookie forward Herbert Jones participate in the 2022 All-Star Clorox Rising Stars as part of NBA All-Star 2022...On 3/11 vs. CHA, tossed out a career-high eight dimes, to go along with 12 points, two boards and a steal...On 3/15 vs. PHX, scored 22 points, converting 7-of-11 (.636) from the floor, 3-of-6 (.500) from three-point range and a perfect 5-of-5 from the foul stripe...On 3/27 vs. LAL, posted a career-high six steals, to go along with 16 points, two rebounds and two assists...Missed four games due to multiple minor injuries...**Play-In Tournament:** Started both must-win games for the Pelicans, averaging 9.5 points, 6.0 rebounds, 2.0 assists, 1.5 blocks and 1.0 steals in 35.1 minutes per game...In just two games, averaged .538 from the floor, .429 from three-point range and shot a perfect 1.000 from the free throw stripe.

Playoffs: 2022 (New Orleans): Started in all six postseason games for New Orleans, averaging 10.7 points, 3.3 rebounds, 1.8 assists and 0.8

CAREER HIGHS

PTS	26 CLE 12/28/21
FGM	10 CLE 12/28/21
FGA	18 CLE 12/28/21
3FGM	3 (4 Times)
3FGA	7 LAL 3/27/22
FTM	6 (Twice)
FTA	8 (Twice)
OREB	6 @MIN 10/23/21
DREB	7 (3 Times)
TREB	11 HOU 2/8/22
ASTS	8 CHA 3/11/22
STLS	6 LAL 3/27/22
BLKS	3 (5 Times)
MINs	40 @DEN 3/6/22

blocks in 37.7 minutes per game...Shot .477 from the floor, .417 from three-point distance and .773 from the free throw line...Averaged 1.8 steals per game through six games this postseason – the only rookie in the NBA over the last 12 seasons to average 1.8 steals or more in the playoffs...Is also one of only four players in the NBA over the last five seasons (2017-22) to record 11 steals or more over their first six career playoff games...Totaled 64 points in the playoffs, the most by a rookie in postseason franchise history...On 4/19 at PHX, recorded 14 points in Game 2 on 5-for-8 shooting (.625), including 2-for-3 from behind the arc (.667)...His 14 points tonight are the most in franchise history among rookies in the postseason...On 4/22 vs. PHX, scored 12 points in Game 3, shooting 5-for-7 (.714) from the field...On 4/28 vs. PHX, led the team with four steals, while adding 16 points, four rebounds and four assists.

Summer League (2021): Appeared in five games (one start) at MGM Resorts 2021 NBA Summer League for the Pelicans in Las Vegas, averaging 7.6 points, 3.6 rebounds, 1.8 assists and 1.4 steals, while shooting .452 from the field, .500 from behind the arc and .643 from the free throw line.

College (Alabama: 2017-21): Played in 129 games (101 starts), averaging 7.3 points, 4.9 rebounds, 2.2 assists and 1.3 steals, while shooting .441 from the floor and .288 from deep range...Was named AP Third Team All-American in 2021...Finalist for Naismith Trophy Defensive Player of the Year...School record holder in charges taken for both single-season (23 in 2018) and career (77)...One of 25 collegiate players from around the country who was invited to participate in the Nike Skills Academy in the Summer of 2018...Finished career with 129 games played and 101 stats while combining for 947 points, 630 rebounds, 285 assists, 167 steals and 98 blocks...In his two seasons under head coach Nate Oats, he collected 33 "Hard Hat" awards and a total of 1,260 Blue Collar points...**Senior (2020-21):** Started all 33 games he appeared in, averaging career-highs with 11.2 points, 6.6 rebounds, 3.3 assists and 1.7 steals in 27.3 minutes per game...Named to SEC Academic Honor Roll...Was named the Associated Press and Sporting News All-American Third Team...Was named SEC Player of the Year and SEC Defensive Player of the Year by the SEC Coaches, AP and USA Today...Subsequently named to the All-SEC First Team (Coaches, AP and USA Today) and All-SEC All-Defensive Team...Named as a finalist for the Naismith Award Men's Defensive Player of the Year...Earned USBWA and NABC First Team All-District honors and was selected as the USBWA District IV Player of the Year...Was also tabbed a semifinalist for the Naismith Men's Player of the Year...One of only two players across the nation selected to both the Naismith Player of the Year and Defensive Player of the Year semifinal lists...Earned a team-leading 17 Hard Hat Awards, which is given to the player with the most Blue Collar Points at the end of each game...Led the team in Blue Collar Points (667), deflections (110), floor dives (23), and-Is (7-of-10) and dunks (19)...Finished the year leading the team in rebounding (6.6 rpg), assists (3.3 apg), steals (1.7 spg) and blocks (1.1 bpg) while ranking fourth on the team in scoring average (11.2 ppg)...Also topped the team in offensive rebounds (2.5 orgp)...Led UA with nine games of five or more assists this season, while leading the team in rebounding 17 times, assists 14 games, steals 14 times and blocks on 14 occasions which are all team-best number...Reached double-figures in 19 of 33 games...Had a career night vs. Georgia, accounting for a career-best 21 points to go along with five rebounds, four assists and three blocks (2/15)...Matched that scoring output by going for 21 points, 13 rebounds, four assists and three steals in the SEC semifinal win over Tennessee (3/13)...Accounted for 20 points, six rebounds and three steals in the NCAA Tournament first round win over Iona (3/20)...Recorded a career-high 4 blocks along with 13 points, 11 rebounds, six assists and the game-winning layup in the SEC Championship win over LSU (3/14)...Collected first double-double of the year and fourth of his career with 12 points and 12 rebounds in season opening win vs. Jacksonville State (11/25)...Second double-double came against Furman (12/15) when he tied his career-high of 18 points to go along with 12 boards...Had a career-best 19 points and tied career-high with five steals to go along with eight boards in the win at Auburn (1/9)...Had a near triple-double vs. Kentucky (1/27) finishing with 13 points, nine rebounds and eight assists in season series sweep of the Wildcats...Had 17 points and season highs of seven assists, four steals and three blocks in the win over Mississippi State (1/23)...Scored 17 points including a career-best 11 free throws, going 11-of-12 from the charity stripe, vs. Clemson (12/12)...Only player to have started all 33 contests...**Junior (2019-20):** Played in 27 games (26 starts), averaging 7.9 points, 6.4 boards 2.3 assists and 1.3 steals in 26.5 minutes per game...Tabbed to the SEC's All-Defensive Team after leading Alabama in Hard Hat Awards (16), Blue Collar Points (593), deflections (84), charges taken (22) and floor dives (31) – all despite playing in 27 of the team's 31 games and battling injuries throughout the year...Had three double-doubles which was second-best on the team...Ranked second on the squad in rebounding (6.4 rpg) and steals (1.3 spg) while ranked third in assists (2.3 apg) and blocks (1.9)...Led the team in scoring when he tied a career-high of 18 points while adding 7 boards and 4 assists against Kentucky (1/11)...The left-handed Jones, injured his left elbow early in the season opener which forced him to miss one game, while a fractured his left wrist later in the year the caused him to sit out three games and forced him to play the rest of the season with his wrist in a cast...Earned a career-high 17 rebounds and scored 6 points, including knocking down a pair of game-clinching free throws with his right hand, while playing with essentially only one hand against LSU (2/15)...Had 17 points, shooting 7-from-12 from the field to go along with three rebounds while also earning the Hard Hat Award for his play against Rhode Island (11/15)...Collected 15 points, six rebounds and five assists in season-high 38 minutes of action vs. Belmont (12/21)...Earned his first career double-double with 11 points and 10 boards against Richmond (12/29)...Finished with his second double-double with 14 points and 12 rebounds against Auburn (1/15)...Earned his third double-double of the season with 11 points and 12 rebounds against Missouri (1/18)...Grabbed 15 points while registering nine rebounds and four assists at Florida (1/4)...Led the team with a career-high seven assists while collecting nine points and seven boards against Samford (12/18)...Finished with 15 points, six rebounds and five assists against Belmont (12/21)...Led the team in assists (5) while scoring 10 points and grabbing five rebounds against Vanderbilt (1/22)...Scored 10 points to go along with nine boards against South Carolina (2/29)...Led the team tying a career-high three blocks while registering seven points, four boards and three assists against Ole Miss (2/22)...Finished with 10 points against Kansas State (1/25)...Stuffed the stat-sheet with eight points, six rebounds and four assists vs. Furman (1/19)...Notched seven points, six rebounds, three assists and two steals vs. Southern Miss (1/29)...**Sophomore (2018-19):** One of the team captains who played in 34 contests and made 29 starts...Led Alabama in charges (17) and steals (32), ranked second in blocks (20) and third in assists (67)...Finished with a career-best 18 points to go along with three rebounds and a pair of assists vs. Norfolk State (3/20)...Led the team in rebounds (6) and charges (2) while adding 13 points against Wichita State (11/18)...Had 13 points and three assists vs. Ball State (11/16)...Provided a strong showing on both ends of the court leading the team in assists (5), steals (2) and blocks (1), while scoring 10 points and pulling down five boards – all on the offensive end – at LSU (1/8)...Snatched a team-high three steals while scoring 11 points and adding three assists against Auburn (3/5)...

Scored a team-high 18 points, while adding three rebounds and two assists against Norfolk State (3/20)...Swatted a team-high three shots, while registering eight points and two assists against then-No. 22 Mississippi State (1/29)...Led the team in assists (5), blocks (2) and steals (1), while adding 11 points against then-No.13 LSU (3/2)...Went a perfect 4-of-4 from the field and 2-of-2 from the line to go for 10 points and eight rebounds against then-No. 13 Kentucky (1/5)...Turned in an outstanding effort on both sides of the court, totaling eight points and nine rebounds in 20 minutes of action vs. Southern (1/6)...Registered a career- and team-high in free throws (6), assists (4), and steals (4), while also collecting 10 points and four rebounds against Appalachian State (11/11)...Played a strong defensive role in the victory at South Carolina (2/26) while adding three points, four rebounds, three assists and a block off the bench...Held then-No. 20 Ole Miss (1/22) to lowest scoring game of the season while leading the team in assists (2) and steals (2) to go with eight points and eight rebounds...**Freshman (2017-18)**: Saw action in 35 games, making 13 starts...Received team's Outstanding Defensive Player Award and one of seven to earn team's Student Academic Achievement Award...Led the team and ranked seventh in the league in steals (44, 1.3 spg)...Set a single-season school record by taking 23 charges on the year...Made his collegiate debut in the season opener against Memphis, earning the start and finishing with 12 points and five rebounds in 27 minutes (11/10)...Scored a career-high 14 points and led the team in assists (5) and steals (2) while adding five rebounds vs. then-No. 12 Oklahoma (1/27)...Collected six points and three rebounds in the home opener against Lipscomb (11/14)...Grabbed a team-high eight rebounds to go along with seven points and three assists against Alabama A&M (11/17)...Turned in an outstanding effort on both ends of the court, totaling seven points, nine rebounds and four steals to go along with drawing four charges vs. UT Arlington (11/21)...Put up six points and five rebounds to go along with two steals in 20 minutes off the bench vs. Louisiana Tech (11/29)...Led the team with season highs in steals (5) and assists (4) while scoring four points against UCF (12/3)...Topped the team in rebounds (9) while totaling four points, two assists and one block vs. then-No. 5 Texas A&M (12/30)...Had six points, three rebounds and two blocks vs. Vanderbilt (1/2)...Had a game-high four steals while adding five points, five rebounds, two assists and two blocks vs. South Carolina (1/9)...Scored five points to go along with six rebounds and two steals against LSU (1/13)...Led the team in steals (4) and assists (4) while totaling 11 points, seven rebounds and a block vs. then-No. 17 Auburn (1/17)...Totalled seven points to go along with two rebounds, three assists and one steal vs. Ole Miss (1/23)...Scored six points while adding one rebound and a block at then-No. 23 Florida (2/5)...Chipped in six points, three rebounds, three steals and a season-high tying two blocks in the SEC tournament win over Texas A&M (3/8).

High School: Played under his father, Walter Sr., at Sunshine before the school closed in 2015...Played under Antwan Butler at Hale County, where his father served as an assistant coach...Ranked the No. 30 shooting guard in the nation according to 247Sports.com...No. 71 prospect in the country according to Rivals.com...Ranked the No. 2 prospect in the state of Alabama by Hoopseen.com...The top small forward in the state and No. 8 small forward in the southern region according to Scout.com...Three-time ASWA First Team All-State honoree...Earned 1A honorable mention all-state honors in 2015 and 3A second team all-state honors in 2016...Selected as the 4A State Player of the Year and named to the Class 4A All-State first team as a senior (ASWA)...Led his team to the 2017 state championship and was the Most Outstanding Player of the tournament...Averaged 16.5 points, 8.2 rebounds and 4.0 assists per game as a senior...Selected to play in 2017 Alabama-Mississippi All-Star Game alongside teammates Alex Reese (Alabama) and Galin Smith (Mississippi)...Earned Alabama MVP honors, scoring 17 points and leading the team with eight rebounds while dishing out two assists in 24 minutes...Played for Sunshine High School as a freshman and sophomore before transferring to Hale County High School to finish his career...Led Sunshine to the AHSAA Class 1A state finals...Saw the court for Sunshine's varsity team as early as seventh grade...Averaged 15.7 points, 7.1 rebounds, 3.1 assists and 2.9 steals per game as a junior at Hale County...Excelled on the AAU circuit for the Alabama Challenge.

Personal: Son of Walter Sr. and Verlander Jones...His father coached him in high school...Has one brother named Walter Jr...Majored in business management... Has two dogs Coco and Zeus...Favorite basketball shoe is the Kyrie 2...Favorite 2K is 2K14...Favorite athlete outside of basketball is Usain Bolt...Favorite movie is Apocalypse.

NBA REGULAR SEASON STATS

SEASON	TEAM	GP	MIN	FGM	FGA	FG%	FTM	FTA	FT%	OREB	DREB	TREB	AST	TO	STL	BLK	PF	PTS	PPG	RPG	APG
2021-22	NOP	78	2335	274	576	0.476	137	163	0.840	98	198	296	167	100	130	60	238	742	9.5	3.8	2.1
TOTAL	--	78	2335	274	576	0.476	137	163	0.840	98	198	296	167	100	130	60	238	742	9.5	3.8	2.1

3-POINT FG: 2021-22, 57-169 (.337)

NBA POSTSEASON STATS

SEASON	TEAM	GP	MIN	FGM	FGA	FG%	FTM	FTA	FT%	OREB	DREB	TREB	AST	TO	STL	BLK	PF	PTS	PPG	RPG	APG
2021-22	NOP	6	226	21	44	0.477	17	22	0.773	8	12	20	11	8	11	5	22	64	10.7	3.3	1.8
TOTALS	--	6	226	21	44	0.477	17	22	0.773	8	12	20	11	8	11	5	22	64	10.7	3.3	1.8

3-POINT FG: 2021-22, 5-12 (.417)

13 KIRA LEWIS JR.

Position
GUARD

NBA Years
2

Height/Weight
6-1/178

Birthdate
APRIL 6, 2001

Birthplace
MERIDIANVILLE, ALA.

College
ALABAMA

High School
HAZEL GREEN H.S.
(Hazel Green, Ala.)



Transactions: Selected by New Orleans in the first round (13th overall) of the 2020 NBA Draft... Signed by New Orleans 11/30/20.

2021-22 Season: In 24 games with New Orleans, averaged 5.9 points, 2.0 assists and 1.6 rebounds in 14.2 minutes per contest while shooting .404 from the floor, .224 from three-point range and .833 from the line... Scored in double-figures seven times... On 10/20 vs. PHI, played 17 minutes, posting five points, five assists, four rebounds and one steal... On 10/29 vs. SAC, grabbed a career-high six rebounds to go along with two points and one assist in 15 minutes... On 11/3 at SAC, posted 14 points, while converting 6-of-9 (.667) from the field and 2-of-3 (.667) from behind the arc... On 11/19 vs. LAC, scored a season-high 16 points, converting 7-of-12 (.583) from the floor, to go along with four rebounds, four assists and a season-high three steals... On 11/22 vs. MIN, tied a career-high with six assists to go along with 10 points, three boards and a steal... On 12/8 vs. DEN, suffered a season-ending knee injury... Missed the remaining 55 games of the season due to a right knee injury.

Professional: In 78 career games with New Orleans, has averaged 6.2 points, 2.2 assists and 1.4 rebounds, while shooting .391 from the floor, .298 from three-point range and .841 from the free throw line... Has scored in double figures 23 times... **2020-21 Season:** In 54 games with New Orleans, averaged 6.4 points, 2.3 assists and 1.3 rebounds in 16.7 minutes per contest while shooting .386 from the floor, .333 from three-point range and .843 from the line... Scored in double-figures 16 times... Converted a career-high 5-of-6 (.833) from the free throw line, recording 13 points, four rebounds and two assists at DAL (5/12)... Set his career-high with 21 points, pacing the team in scoring, while shooting 9-of-16 (.563) from the field and 2-of-4 (.500) from distance vs. ATL (4/2)... In a career-high 33 minutes played, posted nine points, five rebounds, one steal and one block vs. ORL (4/1)... Talled a career-high six assists and two blocks to go along with 16 points and one board vs. LAL (3/23)... Recorded a career-high four steals to go along with 10 points and two assists at DET (2/24)... Nailed a perfect 4-of-4 from the charity stripe, leading him to 10 points and two rebounds vs. HOU (2/9).

Summer League (2021): Started all five games at MGM Resorts 2021 NBA Summer League for the Pelicans in Las Vegas, averaging 10.8 points, 5.8 assists 2.6 rebounds and 1.4 steals in 26.2 minutes per game, while shooting a perfect 9-for-9 from the charity stripe.

College (Alabama: 2018-20): In two seasons with the Crimson Tide, appeared in 65 games, holding averages of 15.9 points, 3.6 rebounds, 4.0 assists and 1.3 steals... **2019-20 (Sophomore):** Appeared in 31 games, averaging 18.5 points, 4.8 rebounds, 5.2 assists and 1.8 steals in 37.6 minutes per game en route to earning All-SEC First Team Honors... Led Alabama in scoring, assists, steals and minutes... Ranked fourth in the SEC in scoring, third in both assists and steals, and led the conference in minutes... Named to the All-District Team by USBWA and NABC... Named the SEC Player of the Week on two occasions... Became the second player in program history to record a triple-double, posting 10 points, 10 rebounds and 13 assists vs. Auburn 2/12/20... **2018-19 (Freshman):** Appeared in 34 games, averaging 13.5 points, 2.6 rebounds and 2.9 assists en route to earning SEC All-Freshman Team honors... Became the youngest Division-I player during the season at age 17 after re-classifying from the 2019 high school class to the 2018 class.

CAREER HIGHS

PTS	21	ATL 4/2/21
FGM	9	ATL 4/2/21
FGA	16	ATL 4/2/21
3FGM	3	(3 Times)
3FGA	7	MIN 11/22/21
FTM	5	@DAL 5/12/21
FTA	6	@DAL 5/12/21
OREB	3	(Twice)
DREB	6	SAC 10/29/21
TREB	6	SAC 10/29/21
ASTS	6	(Twice)
STLS	4	@DET 2/14/21
BLKS	2	LAL 3/23/21
MINS	33	ORL 4/1/21

Personal: Son of Kira Lewis Sr. and Natasha Lewis...Has two sisters, Nakerra and Nesha...Majored in consumer science while at Alabama... Helped USA Basketball win the gold medal at the 2019 FIBA U-19 Basketball World Cup in Greece...Favorite basketball shoes are Kobe's and Kyrie's...Favorite 2K is 2K20...Favorite athlete outside of basketball is Lamar Jackson...Favorite movie is Space Jam...Favorite TV show is Power

NBA REGULAR SEASON STATS

SEASON	TEAM	GP	MIN	FGM	FGA	FG%	FTM	FTA	FT%	OREB	DREB	TREB	AST	TO	STL	BLK	PF	PTS	PPG	RPG	APG
2020-21	NOP	54	904	130	337	0.386	43	51	0.843	12	59	71	124	34	38	10	88	343	6.4	1.3	2.3
2021-22	NOP	24	341	59	146	0.404	10	12	0.833	9	30	39	49	26	11	1	17	141	5.9	1.6	2.0
TOTAL	--	78	1245	189	483	0.391	53	63	0.841	21	89	110	173	60	49	11	105	484	6.2	1.4	2.2

3-POINT FG: 2020-21, 40-120 (.333); 2021-22, 13-58 (.224); TOTALS: 53-178 (.298)

8 NAJI MARSHALL

Position
FORWARD

NBA Years
2

Height/Weight
6-7/225

Birthdate
JANUARY 24, 1998

Birthplace
ATLANTIC CITY, N.J.

College
XAVIER (OH)

High School
HARGRAVE MILITARY ACAD.
(Chatham, Va.)



Transactions: Undrafted in 2020...Signed by New Orleans to two-way contract 12/07/20... Signed a multi-year contract on 5/7/21.

2021-22 Season: Appeared in 55 games (four starts), averaging 5.7 points, 2.6 boards, and 1.1 assists in 13.4 minutes per game...Shot .405 from the floor, .200 from three-point distance and .796 from the free throw line...Scored in double figures 12 times...On 10/20 vs. PHI, blocked a career-high two shots to go along with two points, four rebounds and two assists in 20 minutes played...On 11/2 at PHX, snatched three steals, added five points, two rebounds and an assist in 18 minutes...On 11/5 at GSW, posted eight points to go along with three rebounds and a steal...On 11/20 at IND, converted a career-high 8-of-8 from the free throw line...On 2/8 vs. HOU, scored 14 points, converting 6-of-11 (.545) from the field and 2-of-4 (.500) from three-point range...On 2/25 at PHX, notched career-high four steals, to go along with five points, two assists and one rebound...On 3/2 vs. SAC, off the bench, scored 17 points, converting 7-of-9 (.779) from the floor, 2-of-4 (.500) from behind the arc and 1-of-2 (.500) from the foul stripe...On 3/11 vs. CHA, started in his first game of the season, posting 14 points, four rebounds, tied a career-high with seven assists and added three steals, while shooting 5-of-10 (.500) from the floor and a perfect 2-of-2 from the free throw stripe...On 3/13 vs. HOU, notched his first double-double of the season (fourth career), scoring 17 points and grabbing a season-high 10 boards...On 3/18 at SAS, scored 18 points, shooting 8-of-16 (.500) from the floor and 2-of-4 (.500) from behind the arc...On 4/10 vs. GSW, scored a season-high 19 points, converting 8-of-15 (.533) from the floor and a perfect 3-of-3 from the free throw stripe... Missed four games on the season...Three of the four games missed were due to Health and Safety protocols...**Play-In Tournament:** Appeared in both play-in games, posting averages of 4.5 points, 3.5 rebounds and 1.0 assists, while shooting .667 from the field and .625 from the charity stripe.

Professional: In 87 games (14 starts) with New Orleans, has posted averages of 6.4 points, 3.3 rebounds and 1.7 assists, while converting .400 from the field, .266 from behind the arc and .756 from the charity stripe...Scored in double figures 24 times...Rebounded in double figures four times...**2020-21 Season:** Appeared in 32 games (10 starts) for New Orleans averaging 7.7 points, 4.6 rebounds 2.8 assist in 21.9 minutes per contest while shooting .392 from the floor, .349 from three-point range and .707 from the line...Scored in double figures 12 times...Rebounded in double-figures three times...Posted three double-doubles...Posted a career-high 20 points, shooting 7-of-15 (.467) from the floor to go along with a career-high 13 rebounds and added three assists at GSW (5/14)...In 35 minutes played, posted 15 points, six rebounds and a career-high seven assists vs. BKN (4/20)...Posted 16 points, six assists and 11 rebounds at WAS (4/16)...In 33 minutes played, knocked down 3-of-5 (.600) from deep range, which led him to 14 points and four assists vs. NYK (4/14)...In his third career start, finished with 15 points, shooting 6-of-9 (.667) from the floor and 2-of-4 (.500) from deep. He added seven rebounds, four assists and one block on 31 minutes played against CLE (4/11)...Tallied five assists, while knocking down 5-of-7 (.714) from the free throw line at HOU (4/4)...Recorded nine points, five rebounds and three steals in his first NBA start vs. ATL (4/2).

G League: Appeared in 13 games (three starts) for New Orleans' G League affiliate, averaging 16.3 points, 6.0 rebounds, 1.8 assists and 1.2 steals, while converting .484 from the floor, .348 from behind the arc and .735 from the free throw line...**2021-22 (Birmingham Squadron):**

CAREER HIGHS

PTS	20 @GSW 5/14/21
FGM	8 (Twice)
FGA	16 @SAS 3/18/22
3FGM	4 LAL 5/16/21
3FGA	8 BKN 4/20/21
FTM	8 @IND 11/20/21
FTA	10 @MEM 3/8/22
OREB	6 @MEM 5/10/21
DREB	12 @GSW 5/14/21
TREB	13 @GSW 5/14/21
ASTS	7 (3 Times)
STLS	4 @PHX 2/25/22
BLKS	2 PHI 10/20/21
MINs	37 HOU 3/13/22

Started in one game for the Birmingham Squadron, posting 26.0 points, 13.0 rebounds and 4.0 assists in 32.0 minutes...**2020-21 (Erie BayHawks):** Appeared in 12 regular season games for Erie, averaging 15.5 points on .490 shooting from the field, including .349 from three-point range, to go with 5.4 rebounds, 1.6 assists and 1.3 steals in 26.9 minutes...In Erie's one postseason game, Marshall registered 16 points, five rebounds, three assists and one block.

Playoffs: 2022 (New Orleans): Appeared in all six playoff games for the Pelicans, averaging 3.0 points, 1.0 rebounds and 0.8 assists, while shooting .700 from the field and 1.000 from the free throw line...On 4/17 at PHX, played 15 minutes, posting six points, one board and one assist, while converting 3-of-4 (.750) from the floor...On 4/24 vs. PHX, scored six points, shooting 1-of-1 from the field and a perfect 4-of-4 from the free throw line.

Summer League (2021-22): Appeared in five games (all starts) at MGM Resorts 2021 NBA Summer League for the Pelicans in Las Vegas, averaging 14.2 points, 9.8 rebounds, 4.8 assists and 1.6 steals in 27.3 minutes per contest, while shooting .406 from the field and .400 from three-point range...Started in both games he played in during the NBA 2K23 NBA Summer League, averaging 9.0 points, 4.0 rebounds, 4.5 assists and 0.5 steals in 30.1 minutes per game.

College (Xavier: 2017-20): Played in 99 contests (82 starts) in three collegiate seasons, averaging 12.9 points, 5.9 rebounds, and 3.0 assists in 30.9 minutes per game and shooting .439 from the floor and .289 from deep. Holds 20 games of 20-plus points...**Junior (2019-20):** Named to the 2019-20 All-BIG EAST First Team and was one the final five candidates for the 2020 Julius Erving Small Forward of the Year Award...Led the team in scoring, assists and steals and was second in rebounding...The only BIG EAST player that was ranked in the top dozen in the league in scoring (fourth at 16.8 ppg.), rebounds (11th at 6.3 rpg.), assists (tied for sixth at 4.0 apg.) and steals (tied for 11th at 1.3 spg.)...Scored in double-figures 27 times, including eight straight and 18 of the last 19 games...Scored 20 or more points 11 times as a junior...Named BIG EAST Conference Player of the Week by College Sports Madness (second time as a junior) and to the BIG EAST Weekly Honor Roll by the league office (third time as a junior and seventh of his career) after averaging 21.5 points, 8.0 rebounds and 5.5 assists per game in victories over DePaul on Feb. 25 and at Georgetown on March 1; hit the game-winning three-pointer with four seconds left at GU...BIG EAST Conference Weekly Honor Roll after averaging 19.5 points and 5.0 rebounds in Xavier's games at Villanova on Dec. 30 and vs. St. John's on Jan. 5...**Sophomore (2018-19):** Started all 33 contests for the Musketeers, averaging 14.7 points (led team), 7.2 rebounds, 3.4 assists, and 1.1 steals in 35.9 minutes per game...Named 2018-19 Second Team All-BIG EAST...Scored in double-figures a team-high 25 times, including 16 performances of 15 or more points...Rebounded in double-figures five times, resulting in four double-doubles...Tallied 20 points and a career-high 21 rebounds in the NIT First Round win over Toledo, Xavier's first 20-20 game since David West had 26 points and 21 rebounds in a win over George Washington (2/3/01)...**Freshman (2017-18):** Earned BIG EAST Freshman of the Week four times en route to 2017-18 BIG EAST All-Freshman Team...Played in all 35 games (18 starts), averaging 7.7 points and 4.4 rebounds in 21.8 minutes per contest.

High School: Averaged 20.7 points and 11.4 rebounds in his senior season at Hargrave Military Academy.

Personal: Majored in Liberal Arts at Xavier...Parents are Rayna Whitted and Maurice Marshall...Siblings are Maurice, Martia, Craig, Tai, Austin and Myles.

NBA REGULAR SEASON STATS

SEASON	TEAM	GP	MIN	FGM	FGA	FG%	FTM	FTA	FT%	OREB	DREB	TREB	AST	STL	BLK	PF	PTS	PPG	RPG	APG	
2020-21	NOP	32	700	82	209	0.392	53	75	0.707	15	133	148	88	38	26	10	58	246	7.7	4.6	2.8
2021-22	NOP	55	735	109	269	0.405	74	93	0.796	38	104	142	62	46	33	8	69	313	5.7	2.6	1.1
TOTAL	--	87	1435	191	478	0.400	127	168	0.756	53	237	290	150	84	59	18	127	559	6.4	3.3	2.7

3-POINT FG: 2020-21: 29-83 (.349); 2021-22: 21-105 (.200); TOTALS: 50-188 (.266)

NBA POSTSEASON STATS

SEASON	TEAM	GP	MIN	FGM	FGA	FG%	FTM	FTA	FT%	OREB	DREB	TREB	AST	STL	BLK	PF	PTS	PPG	RPG	APG
2021-22	NOP	6	56	7	10	0.700	4	4	1.00	3	3	6	5	3	1	5	18	3.0	1.0	0.8
TOTALS	--	6	56	7	10	0.700	4	4	1.00	3	3	6	5	3	1	5	18	3.0	1.0	0.8

3-POINT FG: 2021-22, 0-0 (.000)

3 CJ MCCOLLUM

Position
GUARD

NBA Years
9

Height/Weight
6-3/202

Birthdate
SEPTEMBER 19, 1991

Birthplace
CANTON, OHIO

College
LEHIGH

High School
GLEN OAK H.S.
(Canton, Ohio)



Transactions: Selected by Portland in the first round (10th pick overall) of the 2013 NBA Draft... Signed a contract extension with the Portland Trail Blazers on 7/27/16... Signed a multi-year contract with the Portland Trail Blazers on 6/30/19... Traded by the Portland Trail Blazers along with Larry Nance Jr. and Tony Snell to the New Orleans Pelicans in exchange for Nickeil Alexander-Walker, Josh Hart, Didi Louzada, Tomáš Satoranský, a protected 2022 first round draft pick, and two future second round draft picks.

2021-22 (Portland/New Orleans): Started all 62 games he played in between Portland and New Orleans, combining to average 22.1 points, 5.1 assists, 4.3 rebounds and 1.1 steals in 34.6 minutes per game... Combined to shoot .460 from the floor, .388 from three-point range and .682 from the free throw line... With Portland, played in 36 games (all starts), averaging 20.5 points, 4.3 rebounds, 4.5 assists and 1.0 steals, while shooting .436 from the field, .384 from behind the arc and .706 from the charity stripe... On 10/20 vs. SAC, scored 34 points, converting 12-of-24 (.500) from the floor and 6-of-11 (.545) from three-point range, to go with six rebounds, five assists, three steals and one block... On 10/23 vs. PHX, scored 28 points (10-of-19 (.526) from the floor, 6-of-11 (.545) from behind the arc and a perfect 2-of-2 from the free throw line, to go with three rebounds and three blocks... On 11/23 vs. DEN, poured in 32 points, to go with three rebounds and three assists... On 1/23 at TOR, posted his first double-double of the season with 19 points, 10 rebounds and six assists... With New Orleans, started all 26 games he played in, averaging 24.3 points, 4.5 boards, 5.8 assists and 1.3 steals, while converting .493 from the floor, .394 from deep range, .667 from the free throw line... On 2/8/22, was acquired by the New Orleans Pelicans... On 2/10 vs. MIA, made his Pelican debut and notched 15 points, seven boards, five assists and a steal... At the 10:20 mark of the first quarter, he notched his first career bucket as a member of the New Orleans Pelicans... On 2/12 vs. SAS, notched 36 points, converting 15-of-24 (.625) from the floor, 3-of-7 (.429) from three-point range and a perfect 3-of-3 from the free throw line... He tied a career-high with 11 rebounds. This marks his second double-double of the season and his first as a member of the New Orleans Pelicans... On 2/14 vs. TOR, notched a game-high 30 points, shooting 12-of-25 (.480) from the field and 5-of-8 (.625) from behind the arc... On 2/15 vs. MEM, notched a game-high 30 points, shooting 12-of-25 (.480) from the field and 6-of-7 (.857) from the stripe... On 2/17 vs. DAL, scored a season-high 38 points, shooting 14-of-26 (.538) from the floor, 7-of-10 (.700) from three-point distance and 3-of-5 (.600) from the foul stripe... On 2/18 in Cleveland, Pelicans guard CJ McCollum participated in the 2022 Three-Point Contest as a part of NBA All-Star 2022. McCollum becomes the fourth player in New Orleans franchise history to participate in the Three-Point Contest, joining Ryan Anderson, Peja Stojaković and David Wesley... On 2/25 at PHX, scored a game-high 32 points for the Pelicans tonight on 11-of-18 (.611) shooting and a season-high 8-of-11 (.727) from the free throw line, to go along with six rebounds, four assists and a steal... On 3/2 vs. SAC, tossed out a season-high nine dimes, to go along with, 17 points, six boards and a steal... On 3/8 at MEM, posted a team-high 32 points, six boards and 11 assists... On 3/21 at CHA, scored a game-high 27 points, shooting 10-of-19 (.526) from the floor, 3-of-7 (.429) from three-point range and a perfect 4-of-4 from the free throw stripe... On 3/26 vs. SAS, posted a game-high 32 points, shooting 12-of-25 (.480) from the floor, 4-of-10 (.400) from three-point range and a perfect 4-of-4 from the free throw line... On 3/30 at POR, returned to play as a visitor at Moda Center for the first time, and led the Pelicans with 25 points, shooting 9-of-16 (.563) from the field, 3-of-6 (.500) from behind the arc and 4-of-8 from the foul stripe, while adding three rebounds and four assists in 37 minutes... On 4/1 at LAL, scored a team-high 32 points, shooting 12-of-23 (.523) from the floor, 4-of-8 (.500)

CAREER HIGHS

PTS	50 CHI 1/31/18
FGM	18 CHI 1/31/18
FGA	31 @GSW 1/4/17
3FGM	9 HOU 12/26/20
3FGA	16 (Twice)
FTM	14 PHI 12/28/17
FTA	14 PHI 12/28/17
OREB	4 (3 Times)
DREB	10 @UTA 11/1/17
TREB	11 (Twice)
ASTS	12 DET 2/23/20
STLS	5 (Twice)
BLKS	4 SAC 12/4/19
MINs	46 MEM 7/31/20

from three-point distance and a perfect 4-of-4 from the free throw line...**Play-In Tournament:** Started both must-win games for New Orleans, averaging 25.5 points, 5.0 assists and 4.0 boards, while converting .447 from the floor, including .333 from behind the arc...On 4/13 vs. SAS, posted 32 points, seven assists and six rebounds, while converting 12-of-23 (.522) from the floor and a perfect 5-of-5 from the free throw line. In the first half, he scored 27 points, converting 10-of-12 (.833) from the field and 3-of-5 (.600) from three-point range.

Professional: Has appeared Professional: In nine seasons with Portland and New Orleans, holds averages of 19.2 points, 3.5 rebounds, 3.5 assists, 0.9 steals in 31.6 minutes in 564 games (467 starts)...He ended his Portland tenure being the eighth leading-scoring franchise history (9,971), ranked second in three-pointers (1,186), ninth in field goals (3,820) and 10th in assists (1,729), and had the eighth-highest scoring average in franchise history...**2020-21 (Portland):** In 47 games (all starts) for the Trail Blazers, averaged 23.1 points (.458 from the field, .402 from deep, .812 from the foul line) and 4.7 assists to go with 3.9 rebounds and 34.0 minutes...Scored 20-plus points in 35 games, including six games of 30-plus points...Logged two double-doubles...Led the Trail Blazers in scoring 18 times, rebounds once, assists 16 times, steals 12 times and blocks six times...Scored 281 points through the first 10 games of the season...Made 3.6 three-pointers per game, which ranked fourth in the NBA...Had a season-high 44 points (17-30 FG, 9-16 3-PT, 1-2 FT) to go with three rebounds and eight assists against Houston on Dec. 26...His nine three-pointers were a career-high...Made at least six three-pointers in eight games, tied for the seventh-most in the NBA...Scored 20-plus points in six straight games to close out the season...Scored at least 20 points in each of the first 12 games of the season...Had 28 points (10-23 FG, 6-16 3-PT, 2-4 FT), seven rebounds and 10 assists at Sacramento on Jan. 13...Recorded 20 points, three rebounds, 11 assists and three steals at the Lakers on Dec. 28...Missed 25 games (Jan. 18 - March 14) with a left foot sprain suffered against Atlanta on Jan. 16...**2019-20 (Portland):** Played in 70 games (all starts) for the Trail Blazers, posting averages of 22.2 points (.451 FG, .379 3-PT, .757 FT), 4.2 rebounds, 4.4 assists, 0.77 steals, 0.60 blocks and 36.5 minutes...Averaged career-highs in rebounds, blocks and minutes...Ranked 18th in the NBA in scoring and second in minutes...Led the Trail Blazers in scoring 20 times, rebounds once, assists 17 times, steals 15 times and blocks five times...Recorded four double-doubles...Scored in double-figures 67 times, topped 20 points 47 times, had 11 games of 30-plus points and scored 40-plus points twice...Had a season-high 41 points (15-30 FG, 6-11 3-PT, 5-8 FT) to go with a career-high 12 assists and nine rebounds against Detroit on Feb. 23...Scored 41 points (14-24 FG, 6-12 3-PT, 7-7 FT) again on March 2 at Orlando to go with five rebounds and five assists...Had 37 points and 10 assists at Milwaukee on Nov. 21...Recorded 27 points, 10 assists and six rebounds against New Orleans on Feb. 21...Scored 20-plus points in 10 straight games from Feb. 11 to March 6...Had 29 points (11-21 FG, 6-13 3-PT, 1-2 FT) and eight assists against the Clippers on Aug. 8...Scored 29 points on 11-of-19 shooting (3-7 3-P, 4-4 FT) to go with three assists and two steals in the Western Conference Play-in game on Aug. 15...Missed one game with an upper respiratory infection on Jan. 5 and three games with a left ankle sprain from Jan. 18 to Jan. 23...**2018-19 (Portland):** Averaged 21.0 points (.459 FG, .375 3-PT, .828 FT), 4.0 rebounds, 3.0 assists, 0.79 steals and 33.9 minutes in 70 games (all starts)...Averaged a career-high in rebounds and had a career-high in total offensive rebounds (62)...Ranked 26th among league leaders in scoring average and 22nd in minutes per game...Led the team in scoring 19 times, rebounding three times and assists six times...Scored at least 20-plus points in 36 games, 30-plus points in 14 games, and 40-plus points twice...Was named Western Conference Player of the Week for games played from Nov. 5 to Nov. 11 after averaging 25.7 points, 4.3 rebounds and 3.0 assists as the Trail Blazers went 3-0 on the week...Scored at least 20 points in a season-high six straight games from Jan. 22 to Feb. 7...Had 40 points (17-26 FG, 5-10 3-PT, 1-2 FT), four rebounds, six assists and four steals against Milwaukee on Nov. 6...Became the third player in team history to have a game with at least 40 points, four rebounds, six assists and four steals, joining Clyde Drexler (five times) and Damian Lillard...Again scored 40 points (16-27 FG, 2-5 3-PT, 6-7 FT) to go with five rebounds, two assists and one steal at Memphis on Dec. 12...Recorded his first career triple-double against Atlanta on Jan. 26, finishing with 28 points, 10 rebounds, and a career-high-tying 10 assists...Scored 35 points on 12-of-18 shooting (7-8 3-PT, 4-6 FT) to go with seven rebounds and six assists at Cleveland on Feb. 25...Had 30 points (10-21 FG, 7-13 3-PT, 3-3 FT), nine rebounds, two assists, two steals and two blocks against San Antonio on Feb. 7...With his second three-pointer against the Spurs on Feb. 7, McCollum passed Terry Porter for third on Portland's All-Time three-point list...Missed one game with a left ankle injury and 11 games with a left knee injury suffered at San Antonio on March 16...**2017-18 (Portland):** Averaged 21.4 points (.443 FG, .397 3-PT, .836 FT), 4.0 rebounds, 3.4 assists, 0.95 steals, 0.43 blocks and 36.1 minutes in 81 games (all starts)...Led the team in scoring 27 times and assists 16 times...Ranked 19th in the NBA in scoring, 12th in minutes, 15th in three-pointers made and 34th in three-point percentage...Scored a career-high 50 points (18-25 FG, 6-9 3-PT, 8-8 FT) in 29 minutes against Chicago on Jan. 31, making him one of three players in NBA history to score at least 50 points in fewer than 30 minutes (Lillard, K. Thompson)...In the first quarter of that game, set franchise records for points in a quarter (28) and field goals in a quarter (11-of-14)...McCollum was the first player in franchise history to score 50 points on 25 shots or fewer...Finished 15th in the league with 47 games of 20-plus points...Scored 42 points (16-25 FG, 3-7 3-PT, 7-9 FT) at Memphis on March 28 to become the eighth player in franchise history with multiple games of 40-plus points in a season...Had season-highs of nine assists and four steals to go with 20 points against Memphis on April 1...Made a career-best 14 free throws (of 14) against Philadelphia on Dec. 28, finishing with 34 points, seven rebounds and four assists...Scored at least 20 points in six straight games from Dec. 9 to Dec. 18...On Nov. 25, scored seven of his 26 points in the final 1:30 of the game to finish off a 17-point comeback win against the Wizards...**2016-17 (Portland):** Averaged 23.0 points (.480 FG, .421 3-PT, .912 FT) and 3.6 rebounds to go with 3.6 assists in 80 games (all starts)...His 23.0 ppg ranked 20th in the NBA...Became the second Trail Blazer to lead the NBA in free throw percentage (Crawford, 2011-12)...Led the team in scoring 30 times, rebounding eight times and assists on 18 occasions...Tallied 15 games with at least 30 points (1-14th in NBA)...His 185 three-point field goals made him one of 15 players to reach that mark in 2016-17...Of those 15 players, McCollum's .421 shooting from beyond the arc ranked second...Scored a team-high 39 points (15-of-24 FG, 3-5 3-PT) vs. Denver on March 28...Scored 43 points and made 16 field goals (of 25) at Minnesota on Jan. 1...Also netted 35 points his next game at Golden State (1/4), marking the first time in his NBA career that he scored at least 35 points in back-to-back games...Logged at least 25 points in a career-best eight consecutive games from Dec. 30 to Jan. 13, tied for the third-longest streak in team history...Scored 20-plus points in a career-high 10 consecutive games from Dec. 26 to Jan. 13...Matched his then career-high in scoring with 37 points on 13-of-23 shooting (6-12 3-PT) at Memphis on Nov. 6...Made seven three-pointers (of 11) at Indiana on Dec. 10...Competed in the 2017 NBA All-Star Three-Point Contest for the second straight year...**2015-16 (Portland):** Winner of the Kia NBA Most Improved Player Award for 2015-16, McCollum averaged 20.8 points, 3.2 rebounds, 4.3 assists, 1.2 steals and 34.8 minutes (all career-highs at the time) in 80 games (all starts)...Increased his scoring average by 14.0 points from the 2014-15 season...Became the 14th different Trail Blazer to average at least 20 points in a season...Finished ninth in the NBA with 197 three-pointers...The 197 three-pointers are the most by a Trail Blazer in a season in which he shot at least .40 from the three-point line...Notched all eight of the

30-point games in his career, including a career-best 37 points on opening night, Oct. 28 vs. New Orleans...Tallied 35 points, 11 rebounds, nine assists and four steals at Sacramento on Dec. 27, making him the first Trail Blazer since Clyde Drexler (1/28/92) to tally at least 35 points, 11 rebounds, nine assists and four steals...**2014-15 (Portland):** Competed in 62 games with three starts, averaging 6.8 points (.436 FG, .396 3-PT), 1.5 rebounds and 1.0 assists in 15.7 minutes...Scored a season-high 27 points (10-16 FG) at the L.A. Lakers on April 3...Finished with 26 points just eight days later against Utah on 9-of-17 shooting...Averaged 13.5 points on .51 shooting (.408 3-PT) in his final 15 games...Scored 10-plus points in seven consecutive games from April 1 to April 11...Made at least five field goals in three consecutive games for the first time in his career (March 20-24)...Scored 17 points at San Antonio on Jan. 16 (7-10 FG) and at Houston on Dec. 22 (6-9 FG)...**2013-14 (Portland):** Appeared in 38 games as a rookie, averaging 5.3 points (.375 3-PT), 1.3 rebounds, 0.7 assists and 12.5 minutes...Missed the first 34 games of the season due to a fractured left foot suffered prior to the beginning of the season...In his second career NBA game Jan. 11 vs. Boston, scored 10 points on 4-of-6 shooting, including 2-of-3 from outside the arc...Scored 19 points (6-12 FG, 3-6 3-PT) and added three rebounds and three assists against Minnesota on Feb. 8...The next game, on Feb. 11 vs. Oklahoma City, notched 15 points and three assists...In three games from Feb. 8-12, averaged 15.0 points, 2.0 rebounds and 2.7 assists per game...Became the first Trail Blazer with consecutive games of 15 points, three three-pointers and three assists off the bench since Greg Anthony (1999)...In the regular season finale vs. the Clippers on April 16, had with 12 points, four rebounds and three assists in 28 minutes.

Playoffs: Appeared in 63 games (53 starts) over nine postseasons with the Portland Trail Blazers and the New Orleans Pelicans...Holds playoff averages of 20.2 points, 4.4 rebounds, 3.0 assists and 0.8 steals in 35.4 minutes per game, while shooting .434 from the floor, .377 from three-point distance and .763 from the free throw line...With the Trail Blazers ranks second in three-pointers (126), fifth in points (1,140) and fifth in field goals (437) among all-time franchise postseason leaders...**2022 (New Orleans):** Started all six postseason games for the Pelicans, averaging 22.2 points, 6.7 rebounds and 4.8 assists in 39.0 minutes per game...Converted .393 from the floor, .333 from behind the arc and .692 from the charity stripe...On 4/17 at PHX, tallied team highs in scoring (25) and assists (six) for the Pelicans, to go along with eight rebounds, which marked McCollum's 35th career postseason game with 20-plus points and his sixth with 20-plus points, five-plus rebounds and five-plus assists...On 4/19 at PHX, opened Game 2 at Phoenix with a 15-point first half, shooting 4-for-11 (.364) from the floor, including 4-for-6 (.667) from deep. In entering the league in 2013, McCollum has posted 31 halves with 15-plus points, tied with Nikola Jokic for the 15th most in the NBA over that span...On 4/22 vs. PHX, scored 30 points, shooting 11-of-23 (.478) from the floor and 4-of-11 (.365) from behind the arc...**2021 (Portland):** In six first round games against Denver (all starts), averaged 20.7 points, 6.0 rebounds, 4.3 assists and 40.0 minutes, while converting .439 from the floor, .333 from three-point range and .769 from the free throw line...Scored 20-plus points in five games...Had 22 points and nine rebounds in Game 3...Recorded 21 points and eight assists in Game 4...**2020 (Portland):** In five games (all starts) against the Lakers in the first round, averaged 23.2 points (shooting .444 from the field, .371 behind the arc and .682 on free throws), 5.8 rebounds, 3.2 assists, 1.20 steals and 39.2 minutes...Scored 20-plus points in three games...Had 28 points, eight rebounds, four assists and two steals in Game 3...Scored 36 points to go with six rebounds and seven assists in Game 5...**2019 (Portland):** Helped lead the Trail Blazers to their first Western Conference Finals appearance since 2000, posting averages of 24.7 points shooting (.444 on field goals, .393 behind the arc, .732 from the charity stripe), 5.0 rebounds, 3.7 assists, 0.81 steals and 39.7 minutes in 16 games (all starts)...Scored 185 points over seven games against Denver in the Western Conference Semifinals, marking the most points scored by a Portland player in a playoff series in franchise history...Recorded 37 points (17-29 FG, 1-3 3-PT, 2-2 FT), nine rebounds, one assist and one block in Game 7 against Denver on May 12, marking the most points a Portland player has scored in a Game 7 in franchise history...Scored 41 points (16-39 FG, 4-11 3-PT, 5-6 FT) while playing a Trail Blazers postseason-record 60 minutes in Game 3 against Denver on May 3...Scored 20-plus points in 12-of-16 games during the 2019 postseason...**2018 (Portland):** Averaged a postseason career-high 25.3 points (.519 FG, .423 3-PT, .769 FT) to go with 2.0 rebounds, 3.5 assists, 1.25 steals and 38.9 minutes in four games (all starts) against New Orleans in the First Round...Scored at least 20 points in Portland's final three playoff games...Had 38 points (15-22 FG, 2-3 3-PT, 6-7 FT) to go with two rebounds and three assists in Game 4 against New Orleans on April 21...**2017 (Portland):** Averaged 22.5 points (.400 FG, .500 3-PT, .938 FT), 6.0 rebounds, 1.0 assists, and 35.1 minutes in four games (all starts)...Scored a postseason career-high 41 points (16-28 FG, 4-6 3-PT, 5-6 FT) in Game 1 of the First Round series with Golden State on April 16 to go with eight rebounds and one assist...Scored 27 points in the first half alone, tying the franchise postseason record for points in a half...Made six three-pointers (of 9) while scoring 32 points in Game 3 against the Warriors on April 22...**2016 (Portland):** Averaged 20.5 points (.426 FG, .345 3-PT, .804 FT) to go with 3.6 rebounds, 3.3 assists, 0.91 steals and 40.2 minutes in 11 games (all starts) vs. the L.A. Clippers and Golden State...Scored in double-figures in 10 of his 11 postseason contests...Produced at least 20 points seven times overall, including each of Portland's final four playoff games...Scored 27 points on three separate occasions...Shot a combined 7-of-14 from beyond the arc in games four and five against Golden State in the Western Conference Semifinals...Made multiple three-pointers in seven games, including four (of nine) against the Warriors on May 9...**2015 (Portland):** Played in all five of Portland's postseason games (one start), averaging 17.0 points (.478 FG, .478 3-PT, .769 FT), 4.0 rebounds, 0.4 assists and 1.20 steals in 33.2 minutes...Scored 33 points on 12-of-20 shooting (7-11 3-PT) in Game 5 at Memphis on April 29, making him the only NBA player ever to record 33-plus points and at least seven three-pointers as a reserve in a playoff game since the three-point line was instituted in 1979-80...His seven three-pointers in Game 5 set a new Trail Blazers franchise record for most three-pointers made in a postseason game, while his 33 points off the bench were the most by a Portland reserve player in franchise history (29, Billy Ray Bates, 4/2/80)...**2014 (Portland):** Spread 24 minutes over six games vs. Houston and San Antonio, tallying four points.

College (Lehigh): Played four seasons at Lehigh University, where he averaged 21.3 points (.439 FG, .377 3-PT, .825 FT), 6.3 rebounds, 2.7 assists, 2.04 steals and 32.9 minutes...In 2009-10, became the first Patriot League player to ever be named both Player and Rookie of the Year...Also earned Patriot League Player of the Year honors as a junior...Three-time First Team All-Patriot League member (2009-12)...Ranks first in Patriot League history and second all-time at Lehigh with 2,361 career points...Named an Associated Press Honorable Mention All-American as a junior and freshman...**2012-13:** Played in 12 games as a senior before suffering a broken left foot on Jan. 5...Was playing a superb senior season prior to the injury, leading the nation in scoring at 23.9 points (.495 FG, .516 3-PT, .849 FT) along with 5.0 rebounds, 2.9 assists, 1.42 steals and 31.0 minutes...**2011-12:** Earned Patriot League Player of the Year honors as a junior after leading the conference in scoring (21.9), ranking second in rebounding (6.5) and averaging career-highs in assists (3.5) and steals (2.60) in 33.1 minutes...Ranked fifth nationally in points per game...Named ECAC Player of the Year, along with being named a Lute Olson All-American and NABC First Tea All-District member...Helped lead Lehigh to the round of 32 at the NCAA Tournament, including a 75-70 win over second-seeded Duke...Finished

with 30 points, six rebounds and six assists in the win against the Blue Devils...Named MVP of the Patriot League Tournament, leading the Mountain Hawks to an 82-77 victory over Bucknell in the championship game by finishing with 29 points, three rebounds, five assists, two blocks and three steals...**2010-11:** Started all 31 games in which he played as a sophomore, averaging 21.8 points, 7.8 rebounds, 2.1 assists, 2.48 steals and 34.5 minutes...Finished ninth in the nation and first in the Patriot League in scoring, third in the conference in rebounding and 12th nationally in steals...Named to the NABC First Team All-District, as well as the USBWA All-District team...Scored a career-best 42 points (15-25 FG) Nov. 26 against Kent State...**2009-10:** Completed a record freshman season, leading the nation in scoring (19.1) while also averaging 5.0 rebounds, 2.4 assists, 1.30 steals and 31.9 minutes in 33 games...Along with winning the Patriot League Player and Rookie of the Year awards, was a conference First Team All-League, AllRookie and All-Tournament Team selection...Named to the Sporting News All-Freshman Team...Scored 26 points against top-seeded Kansas in the NCAA Tournament Round of 64.

Personal: Son of Kathy Andrews and Errick McCollum...His older brother, Errick, has played nine seasons of professional basketball overseas, most recently playing for BC Khimki in Russia...Was elected as the president of the National Basketball Players Association on August 7, 2021 after serving as a vice president on the NBPA's executive committee since 2018...Participated in the 2017 NBA Africa Game in Johannesburg, South Africa...Majored in journalism at Lehigh and hopes to become a sports analyst and broadcaster...Penned an article for The Sporting News in 2012 about his decision to return to school his senior year...Is a contributing editor for The Players' Tribune and has written multiple articles for the site...Hosts his own podcast called Pull Up...Has released an Oregon pinot noir and a rosé under his signature wine label, McCollum Heritage 91...Favorite foods are french fries and his mother's lasagna.

NBA REGULAR SEASON STATS

SEASON	TEAM	GP	MIN	FGM	FGA	FG%	FTM	FTA	FT%	OREB	DREB	TREB	AST	TO	STL	BLK	PF	PTS	PPG	RPG	APG
2013-14	POR	38	476	74	178	0.416	23	34	0.676	7	41	48	27	35	14	2	53	201	5.3	1.3	0.7
2014-15	POR	62	973	159	365	0.436	51	73	0.699	14	77	91	64	48	45	8	81	424	6.8	1.5	1.0
2015-16	POR	80	2780	641	1431	0.448	187	226	0.827	47	212	259	341	196	97	23	187	1666	20.8	3.2	4.3
2016-17	POR	80	2796	692	1441	0.480	268	294	0.912	60	229	289	285	172	72	42	202	1837	23.0	3.6	3.6
2017-18	POR	81	2923	667	1505	0.443	209	250	0.836	53	268	321	272	151	77	35	168	1732	21.4	4.0	3.4
2018-19	POR	70	2375	571	1243	0.459	159	192	0.828	62	220	282	207	106	55	28	172	1468	21.0	4.0	3.0
2019-20	POR	70	2556	611	1356	0.451	140	185	0.757	46	251	297	310	127	54	42	183	1556	22.2	4.2	4.4
2020-21	POR	47	1600	405	884	0.458	108	133	0.812	30	155	185	223	65	44	21	87	1087	23.1	3.9	4.7
2021-22	POR/NOP	62	2145	536	1164	0.460	116	170	0.682	53	216	269	315	127	70	22	121	1370	22.1	4.3	5.1
TOTALS	--	590	18624	4356	9567	0.455	1261	1557	0.810	372	1669	2041	2044	1027	526	223	1254	11341	19.2	3.5	3.5

3-POINT FG: 2013-14, 30-80 (.375); 2014-15, 55-139 (.396); 2015-16, 197-472 (.417); 2016-17, 185-439 (.421); 2017-18, 189-476 (.397); 2018-19, 167-445 (.375); 2019-20, 194-512 (.379); 2020-21, 169-420 (.402); 2021-22, 182-469 (.388); TOTALS: 1368-3452 (.396)

NBA POSTSEASON STATS

SEASON	TEAM	GP	MIN	FGM	FGA	FG%	FTM	FTA	FT%	OREB	DREB	TREB	AST	TO	STL	BLK	PF	PTS	PPG	RPG	APG
2013-14	POR	6	24	1	11	0.091	2	2	1.000	0	1	1	0	1	0	0	2	4	0.7	0.2	0.0
2014-15	POR	5	166	32	67	0.478	10	13	0.769	1	19	20	2	6	6	1	13	85	17.0	4.0	0.4
2015-16	POR	11	442	84	197	0.426	37	46	0.804	7	33	40	36	20	10	5	30	225	20.5	3.6	3.3
2016-17	POR	4	140	32	80	0.400	15	16	0.938	8	16	24	4	15	4	2	10	90	22.5	6.0	1.0
2017-18	POR	4	155	40	77	0.519	10	13	0.769	0	8	8	14	9	5	1	11	101	25.3	2.0	3.5
2018-19	POR	16	635	154	350	0.440	41	56	0.732	14	66	80	59	30	13	10	34	395	24.7	5.0	3.7
2019-20	POR	5	196	44	99	0.444	15	22	0.682	5	24	29	16	15	6	2	10	116	23.2	5.8	3.2
2020-21	POR	6	240	50	114	0.439	10	13	0.769	6	30	36	26	12	2	4	25	124	20.7	6.0	4.3
2021-22	NOP	6	234	49	125	0.392	18	26	0.692	11	29	40	29	15	4	5	15	133	22.2	6.7	4.8
TOTALS	--	63	2232	486	1120	0.434	158	207	0.763	52	226	278	186	123	50	30	150	1273	20.2	4.4	3.0

3-POINT FG: 2013-14, 0-5 (.000); 2014-15, 11-23 (.478); 2015-16, 20-58 (.345); 2016-17, 11-22 (.500); 2017-18, 11-26 (.423); 2018-19, 46-117 (.393); 2019-20, 13-35 (.371); 2020-21, 14-42 (.333); 2021-22, 17-51 (.333); TOTAL: 143-379 (.377)

Position
**GUARD/
FORWARD**

NBA Years

1

Height/Weight
6-8/211

Birthdate
JUNE 18, 2000

Birthplace
DURHAM, N.C.

College
VIRGINIA

High School
CARY ACADEMY
(Cary, N.C.)

25 TREY MURPHY III



Transactions: Selected 17th overall by Memphis in the 2021 NBA Draft...Draft rights acquired by New Orleans along with Devonte' Graham and Jonas Valanciunas in a three-team trade that sent Steven Adams, Eric Bledsoe, the draft rights to Ziaire Williams and Jared Butler, and a protected 2022 first round pick to Memphis, and Wes Iwundu, a future protected first round draft pick, and cash considerations to Charlotte 8/7/21...Signed by New Orleans 8/10/21.

2021-22 Season: Appeared in 62 games (one start) for New Orleans, averaging 5.4 points, 2.4 rebounds and 0.6 assists in 13.9 minutes per game...Shot .394 from the floor, .382 from three-point distance and .882 from the free throw line...Scored in double-figures eight times...Among NBA rookies, finished the regular season ranked first in three-point percentage, shooting 38.2-percent from behind the arc...On 10/27 vs. ATL, scored eight points on 3-of-7 (.429) from the field and 2-of-4 (.500) from three-point range in 26 minutes played...On 11/24 vs. WAS, notched eight points, converting 3-of-3 from the field and 2-of-2 from three-point range...On 12/3 at DAL, posted nine points, shooting 3-of-4 (.750) from the field and a perfect 3-of-3 from three-point range in only 10 minutes of play...On 2/1 at DET, notched 12 points, converting 2-of-5 (.400) from the floor and a perfect 6-of-6 from the free throw line...On 2/8 vs. HOU, scored nine points, converting 4-of-5 (.800) from the free throw line, to go along with two rebounds and one block in 19 minutes...On 3/8 vs. ORL, tied a career-high with two steals and added four points and four rebounds, while shooting .333 from the floor...On 3/11 vs. CHA, scored a career-high 32 points, converting 12-of-20 (.600) from the floor, 7-of-12 (.583) from three-point range and 1-of-2 (.500) from the free throw line. He added a career-high nine rebounds and tossed out two assists...On 3/24 vs. CHI, notched seven points, two boards and one assist, while converting 3-of-5 (.600) from the floor and 1-of-2 (.500) from behind the arc...On 3/27 vs. LAL, posted 21 points and four rebounds. In the third quarter, he scored 16 points, shooting 5-of-6 (.833) from the floor and a perfect 3-of-3 from behind the arc and from the foul stripe...Missed six games due to being on a G League assignment and Health and Safety protocols...**Play-In Tournament:** Played in two games for New Orleans, averaging 8.0 points, 4.0 rebounds and 1.5 assists, while shooting .455 from the floor, .444 from three-point distance and a perfect 1.000 from the free throw line... On 4/15 at LAC, posted 14 points, converting 4-of-7 (.571) from the floor, including 4-of-6 (.667) from three-point distance. He finished the game with a plus/minus of plus-26, which led all players in the game.

Playoffs: 2022 (New Orleans): Appeared in all six playoff games for New Orleans, averaging 5.2 points, 2.5 rebounds and 0.5 assists, while converting .409 from the floor, .474 from three-point distance and .800 from the free throw line...On 4/28 vs. PHX, posted 12 points in Game 6 against Phoenix, shooting 4-for-7 from beyond the arc, and added three rebounds.

Summer League (2021-22): Earned First Team honors at MGM Resorts 2021 NBA Summer League appearing in four games (all starts) for the Pelicans in Las Vegas, averaging 16.3 points, 7.0 rebounds, 2.8 assists, 1.8 steals and 1.3 blocks, while shooting .558 from the floor, .440 from three-point range and a perfect 6-for-6 from the charity stripe...Started both games he played in during the NBA 2K23 NBA Summer League, averaging 26.5 points, 7.0 rebounds, 2.5 steals and 1.0 assists, while shooting .500 from the field and .882 from the free throw stripe.

CAREER HIGHS

PTS	32	CHA 3/11/22
FGM	12	CHA 3/11/22
FGA	20	CHA 3/11/22
3FGM	7	CHA 3/11/22
3FGA	12	CHA 3/11/22
FTM	6	@DET 2/1/22
FTA	6	@DET 2/1/22
OREB	4	(4 Times)
DREB	6	@IND 11/20/21
TREB	9	CHA 3/11/22
ASTS	3	(3 Times)
STLS	2	(3 Times)
BLKS	2	@GSW 11/5/21
MINS	28	CHA 3/11/22

College (Rice/Virginia: 2018-21): Played in 86 games (45 starts), averaging 11.0 points, 3.8 rebounds and 1.0 assists, while shooting .455 from the floor, .401 from behind the arc and .819 from the charity stripe...**Junior (Virginia 2020-21):** Played in 25 games (20 starts), averaging 11.3 points, 3.4 rebounds and 1.2 assists, while shooting .503 from the floor, .433 from three-point range and .927 from the free throw line...Named to the All-ACC Academic Team...Ranked seventh in the ACC in three-point field goals made (21)...Scored team-high 21 points, going 6-for-8 from three-point range, in UVA debut vs. Towson (11/25/20)...Led team with 15 points, adding four rebounds and three assists, vs. William & Mary (12/22/20)...Scored 15 points, going 4-for-6 from three-point range, vs. Gonzaga (12/26/20)...Had 13 points, hitting three three-pointers, in career-high 38 minutes vs. Wake Forest (1/6/21)...Scored 10 points with season-high four assists vs. Notre Dame (1/13/21)...Shot 3-for-3 from three-point range and 5-for-5 from the floor for 13 points at Clemson (1/16/21)...Scored 16 points, hitting four three-pointers, with season-highs in rebounds (7) and blocks (2) vs. Syracuse (1/25/21)...Had 18 points, hitting 6-of-6 free throws, with five rebounds at NC State (2/3/21)...Led team with 18 points and added five rebounds at Georgia Tech (2/10/21)...Made 4-of-5 FGs for 12 points with one assist and two steals vs. North Carolina (2/13/21)...Scored team-high 13 points at Florida State (2/15/21)...Had 12 points, six rebounds and season-high three steals vs. Miami (3/1/21)...Scored 17 points with six rebounds at Louisville (3/6/21)...Had 15 points with two steals and matched season-high with two blocks vs. Syracuse in ACC quarterfinals (3/11/21)...Scored 12 points on four three-pointers with two steals vs. Ohio in NCAA First Round (3/20/21)...**Sophomore (Rice 2019-20):** Played 29 games (23 starts), averaging 13.7 points, 5.5 rebounds, 1.2 assists and 0.9 steals, while shooting .434 shooting from the field, .368 from three-point range and .824 from the free throw line...Led the team in scoring (13.7), field goals made (131), dunks (21) and blocks (16)...Was second in three-pointers (75), steals (27) and free throw percentage (82.4%)...Third in rebounds per game (5.5)...Ranked sixth in Conference USA in three-pointers made per game (2.6), 11th in free throw percentage, 13th in scoring, 14th in defensive rebounds (4.3) and 15th in rebounding...Fourth on the school sophomore list in three-pointers (75) and three-pointers attempted (204), seventh in three-point field goal percentage (36.8%) and free throw percentage (82.4%) and 10th in blocks (16)...Recorded 25 double-figure scoring games and two double-doubles...Led the team with six 20-point games...Blocked a career-high four shots versus Wayland Baptist (11/10)...Scored a career-high 25 points on five three-pointers at Northwestern State (11/12)...Scored 18 points on five three-pointers to cap off a 22-point comeback at UC Santa Barbara (11/16)...His performance against Northwestern State and UCSB earned him Conference USA Player of the Week honors (11/18)...Recorded first career double-double versus St. Thomas (12/19), scoring 21 points and grabbing a career-high 10 rebounds...Also had 10 rebounds at North Texas (1/20)...Scored 12 points and had a career-high six assists against FIU (1/11)...Scored 20 points on a career-high six three-pointers at Louisiana Tech (1/16), where he became the 27th player in school history with 100 career three-pointers...Scored 20 points and grabbed five rebounds at Southern Miss (1/18)...Posted 21 points and had nine rebounds at Middle Tennessee (2/8)...Notched a career-high four steals against Charlotte (2/15)...Recorded 21 points and grabbed a game-high eight rebounds versus Middle Tennessee (3/1)...Scored 18 points, all in the second half, against FIU in the first round of the Conference USA Tournament (3/11)...**Freshman (Rice 2018-19):** Appeared in 32 games, averaging 8.4 points and 2.6 rebounds, while shooting .442 from the field and .421 from the three-point range...Ranked fourth in Conference USA in three-point field goal percentage (42.1%) and 14th in three-pointers made per game (2.0)...Ranked second on the team with 64 three-pointers...Set the school freshman record for three-point field goal percentage (42.1%) and is second for three-pointers made (64)...Registered 12 double-figure scoring games...Saw first career action against Saint Leo (11/6/18), scoring three points...Tallied five points and four rebounds vs. Northwestern State (11/17/18)...Scored six points on a pair of three-pointers at BYU (11/21)...Tallied 11 points and a trio of three-pointers vs. Lamar (12/1/18)...Grabbed four rebounds vs. UC Santa Barbara (12/15/18)...Scored 13 points at UTRGV (12/18/18)...Scored 12 points against Southern Miss (1/3/19)...Scored eight points and grabbed a career-high six rebounds vs. Louisiana Tech (1/5/19)...Scored 10 points on a trio of three-pointers at UTSA (1/10/19)...Tallied 18 points and made four three-pointers at North Texas (1/19/19)...Registered 18 points and four three-pointers vs. Middle Tennessee (1/24/19)...Set career-highs with 24 points and five three-pointers while going a career-best 6-of-6 from the free throw line against UAB (1/26/19)...Scored 12 points on 4-of-5 from three-point range while recording a career-high three steals at Charlotte (1/31/19)...Recorded 14 points and tied a career-high with six rebounds at UTEP (2/23/19)...Made first career start at Charlotte (3/6/19)...Scored 14 points against Marshall in the first round of the Conference USA Tournament (3/13/19).

High School: Led Cary Academy to a 14-8 record his senior year...Averaged 24.7 points and 7.4 rebounds while connecting on .494 from the floor, .436 from three-point range and .858 from the free throw line his senior season...Named All-Metro by the Raleigh News & Observer...As a junior, averaged 22.3 points, 4.3 rebounds and 2.8 assists while connecting on .540 from the floor, .470 from three and .930 from the free throw line...Earned Triangle Independent School Athletic Conference (TISAC) All-Conference...Is the school leader in field goals made, three-pointers made and free throws made.

Personal: Son of Kenneth and Albeda Murphy...Father, Kenneth, played basketball at East Carolina from 1986-88...Was named 2020-21 All-ACC Academic Team selection...Made C-USA Commissioner's Honor Roll two straight seasons at Rice.

NBA REGULAR SEASON STATS

SEASON	TEAM	GP	MIN	FGM	FGA	FG%	FTM	FTA	FT%	OREB	DREB	TREB	AST	TO	STL	BLK	PF	PTS	PPG	RPG	APG
2021-22	NOP	62	864	109	277	0.394	45	51	0.882	47	100	147	38	16	23	7	60	334	5.4	2.4	0.6
TOTAL	--	62	864	109	277	0.394	45	51	0.882	47	100	147	38	16	23	7	60	334	5.4	2.4	0.6

3-POINT FG: 2021-22, 71-186 (.382)

NBA POSTSEASON STATS

SEASON	TEAM	GP	MIN	FGM	FGA	FG%	FTM	FTA	FT%	OREB	DREB	TREB	AST	TO	STL	BLK	PF	PTS	PPG	RPG	APG
2021-22	NOP	6	120	9	22	0.409	4	5	0.800	3	12	15	3	1	3	1	9	31	5.2	2.5	0.5
TOTALS	--	6	120	9	22	0.409	4	5	0.800	3	12	15	3	1	3	1	9	31	5.2	2.5	0.5

3-POINT FG: 2021-22, 9-19 (.474)

22 LARRY NANCE JR.

Position
FORWARD

NBA Years
7

Height/Weight
6-8/242

Birthdate
JANUARY 1, 1993

Birthplace
AKRON, OHIO

College
WYOMING

High School
REVERE H.S.
(Richfield, Ohio)



Transactions: Drafted by the Los Angeles Lakers in the first round (27th overall pick) of the 2015 NBA Draft...Traded by the Los Angeles Lakers along with Jordan Clarkson to the Cleveland Cavaliers in exchange for Channing Frye, Isaiah Thomas and a 2018 first-round draft pick (Moritz Wagner was later selected) on 2/8/18...Signed a multi-year contract with the Cleveland Cavaliers on 10/15/18... As part of a three-team trade, traded by the Cleveland Cavaliers to the Portland Trail Blazers; the Chicago Bulls traded Lauri Markkanen to the Cleveland Cavaliers; the Cleveland Cavaliers traded a 2023 second round draft pick to the Chicago Bulls; and the Portland Trail Blazers traded Derrick Jones Jr. and a 2022 first round draft pick to the Chicago Bulls on 8/28/21...Traded by the Portland Trail Blazers along with CJ McCollum and Tony Snell to the New Orleans Pelicans in exchange for Nickeil Alexander-Walker, Josh Hart, Didi Louzada, Tomáš Satoransky, a protected 2022 first round draft pick, and two future second round draft picks.

2021-22 (Portland/New Orleans): Appeared in 46 games (11 starts) between Portland and New Orleans, combining to average 7.0 points, 5.4 rebounds, 1.8 assists and 0.9 steals in 22.6 minutes per game...Combined to shoot .52 from the floor, .329 from three-point range and .702 from the free throw line...With Portland, played in 37 games (11 starts), averaging 6.9 points, 5.6 rebounds and 2.0 assists...On 11/17 vs. CHI, recorded 16 points, shooting 6-of-9 (.667) from the floor, 2-of-3 (.667) from three-point range and a perfect 2-of-2 from the free throw line, to go along with nine rebounds, three assists, three steals and one block...On 11/15 vs. TOR, had 15 points, converting a perfect 7-of-7 from the floor and a perfect 1-of-1 from behind the arc, while adding five rebounds and two assists...With New Orleans, played in nine games, averaging 7.3 points, 4.3 rebounds and 0.9 assists, while converting .551 from the floor, .500 from behind the arc and a perfect 1.000 from the charity stripe...On 3/24 vs. CHI, made his first appearance for the Pelicans, posting nine points, four rebounds and a block in 18 minutes of play...Nance scored his first bucket as a Pelican with 29-seconds left in the first quarter...On 3/26 vs. SAS, notched four points and seven boards, while shooting 2-of-3 (.667) from the field. He added a season-high three blocks in 19 minutes played...On 3/30 at POR, faced off against his former team for the first time since being traded, posting eight points, four rebounds and a block, while shooting 4-of-6 (.667) from the field...Missed 19 games throughout the season due to a knee injury...**Play-In Tournament:** Appeared in both must-win games for the Pelicans, averaging 7.0 points, 12.0 rebounds, 2.0 assists and 1.0 blocks in 19 minutes per game...In those two games, converted an efficient 7-of-9 (.778) from the floor...On 4/15 at LAC, scored 14 points, shooting 7-of-8 (.875) from the floor, and added 16 boards, four assists, one steal and one block.

Professional: Has played in 396 games (134 starts) in six seasons with the L.A. Lakers, Cleveland and New Orleans, posting career averages of 8.1 points, 6.5 rebounds, 1.9 assists, 1.2 steals and 24.1 minutes, while converting .529 from the field, .333 from behind the arc and .689 from the free throw line...**2020-21 (Cleveland):** In 35 games (27 starts) for the Cavaliers, averaged 9.3 points (.471 FG, .360 3-PT, .612FT), 6.7 rebounds, 3.1 assists, 1.74 steals and 20.1 minutes...Recorded five double-doubles...Scored in double-figures 18 times...Had seven games with 10-plus rebounds...Had four games with four steals...Scored a season-high 18 points on 7-of-7 shooting (4-4 3-PT) at Memphis on Jan. 7...Scored 18 points again against Boston on March 17 to go with 10 rebounds, four assists, two steals and one block...Dished out eight assists to go with 13 points, 13 rebounds, three steals and two blocks against Charlotte on Dec. 23...Missed 12 games with a left hand fracture from Feb. 8 to March

CAREER HIGHS

PTS	23 ATL 2/12/20
FGM	10 WAS 1/23/20
FGA	17 UTA 3/2/20
3FGM	4 @MEM 1/7/21
3FGA	6 (6 Times)
FTM	9 @MIL 2/10/17
FTA	10 @MIL 2/10/17
OREB	10 NYK 2/11/19
DREB	15 @SAC 4/4/19
TREB	19 @WAS 2/8/19
ASTS	9 UTA 12/29/21
STLS	6 (Twice)
BLKS	4 @CHI 11/10/18
MINS	45 BKN 1/20/21

3...Missed the final 12 games of the season with a right thumb fracture..**2019-20 (Cleveland):** In 56 games (10 starts) with the Cavaliers, averaged a career-high 10.1 points (.531 FG, .352 3-PT, .676 FT) to go with 7.3 rebounds, 2.2 assists, 1.00 steal and 26.3 minutes...Posted 12 double-doubles...Scored in double-figures 28 times, including nine consecutive games from Jan. 20 to Feb. 5 and in 18 of the final 22 games of the season...Scored 20-plus points three times...Grabbed 10-plus rebounds 16 times...Ranked sixth among all bench players in rebounds per game...In 10 starts, averaged 14.6 points and 10.4 rebounds...Scored a career-high 23 points (8-11 FG, 2-5 3-PT, 5-5 FT) to go with 12 rebounds, three steals and two blocks against Atlanta on Feb. 12..**2018-19 (Cleveland):** Played in 67 games (30 starts) with Cleveland and averaged 9.4 points (.520 FG, .337 3-PT, .716 FT), a career-high 8.2 rebounds, 3.2 assists, 1.49 steals and 26.8 minutes...Scored in double-figures 35 times...Had 10-plus rebounds 25 times...Logged 18 double-doubles, including six straight from Jan. 29 to Feb. 11...Scored a season-high 20 points to go with six rebounds and three steals against Chicago on Dec. 23...Had 10 points and a career-high 19 rebounds at Washington on Feb. 8..**2017-18 (LA Lakers/Cleveland):** Played in 66 games (26 starts) with Cleveland and the L.A. Lakers, averaging 8.7 points (.581 FG, .664 FT), 6.8 rebounds, 1.2 assists, 1.33 steals and 21.5 minutes...Was traded from the Lakers to Cleveland with Jordan Clarkson in exchange for Channing Frye, Isaiah Thomas and a future first round draft pick on Feb. 8, 2018...Scored in double-figures on 28 occasions...Had 16 games with 10-plus rebounds...Recorded 11 double-doubles...Participated in the Slam Dunk Contest at 2018 NBA All-Star Weekend...With the Cleveland Cavaliers, played in 24 games (nine starts) for the Cavaliers, posting averages of 8.9 points (.550 FG, .720 FT), 7.0 rebounds, 1.0 assist, 1.21 steals and 20.8 minutes...In his first start with Cleveland against Detroit on March 5, recorded season-highs of 22 points and 15 rebounds to go with two steals...With the LA Lakers, in 42 games (17 starts) with the Lakers, averaged 8.6 points (.601 FG, .632 FT), 6.8 rebounds, 1.4 assists, 1.40 steals and 21.9 minutes..**2016-17 (LA Lakers):** Suited up in 63 games (seven starts) for the Lakers, posting averages of 7.1 points (.526 FG, .278 3-PT, .738 FT), 5.9 rebounds, 1.5 assists, 1.30 steals and 22.9 minutes...Scored in double-figures 19 times...Recorded 11 games of 10-plus rebounds ... Logged seven double-doubles...Led the team in rebounding 14 times and steals 16 times and blocks 19 times...Scored a season-high 18 points against Chicago on Nov. 20...Matched his season-high with 18 points to go with 11 rebounds, four assists and three steals at Boston on Feb. 3...Had 11 points and six steals at Indiana on March 17..**2015-16 (LA Lakers):** Played in 63 games (22 starts) for the Lakers in his rookie season, averaging 5.5 points (.527 FG, .681 FT), 5.0 rebounds, 0.7 assists, 0.86 steals and 20.1 minutes...Reached double-figure scoring nine times...Had five games of 10-plus rebounds...Tallied three double-doubles...Ranked third in field goal percentage and 10th in rebounds per game among NBA rookies...Logged six points and five rebounds at Brooklyn on Nov. 6 in his NBA debut...Had a season-high 17 points (8-12 FG) to go with 11 rebounds at Memphis on Dec. 27...Made his first career start on Dec. 7 at Toronto, finishing with six points, six rebounds and three blocks.

Playoffs: Has played 26 games in the postseason for the Cleveland Cavaliers and the New Orleans Pelicans, averaging 5.8 points, 4.8 rebounds and 1.1 assists, while shooting .636 from the floor, .200 from three-point range and .548 from the free throw line..**2022 (New Orleans):** Played in all six playoff games for the Pelicans, averaging 9.2 points, 5.8 rebounds and 1.8 assists in 21.7 minutes per game...Averaged .564 shooting from the floor, .222 from behind the arc and .818 from the charity stripe...On 4/17 at PHX, scored 14 points, shooting 5-of-8 (.625) from the floor, 1-of-2 (.500) from three-point range and 3-of-4 (.750) from the free throw line...On 4/28 vs. PHX, scored a playoff career-high 15 points, converting 5-of-9 (.556) from the floor and a perfect 5-of-5 from the free throw line..**2018 (Cleveland):** Appeared in 20 games during Cleveland's NBA finals run in the 2018 Playoffs, averaging 4.8 points, 4.5 rebounds and 15.4 minutes...Scored in double-figures twice...Shot a perfect 5-of-5 from the field, finishing with 10 points, seven rebounds and two steals in 22 minutes against Boston in Game 6 of the Eastern Conference Finals on May 25.

College (Wyoming: 2011-15): In four seasons at Wyoming, averaged 11.3 points (.521 FG, .308 3-PT, .771 FT), 6.6 rebounds, 1.4 assists, 1.1 steals and 1.1 blocks...Finished his career ranked 16th in school history in points, ninth in rebounds, fifth in blocks and eighth in games played..**2014-15:** Played in 31 games (30 starts) as a senior, averaging 16.1 points, 7.2 rebounds, 2.5 assists, 1.2 steals and 1.2 blocks...Led Wyoming to a Mountain West tournament title and the school's first NCAA tournament appearance since 2001-02...Named the Mountain West Preseason Player of the Year, All-MW First Team, All-Defensive Team and MW co-Defensive Player of the Year...Ranked fourth in the Mountain West in scoring and third in defensive rebounds...Logged seven double-doubles...Had 25 games in double-figure scoring...Scored 20-plus points 10 times..**2013-14:** Appeared in 26 games (all starts) during his junior year, posting averages of 15.4 points, 8.6 rebounds, 1.6 assists, 1.4 steals and 2.1 blocks...Named to the All-MW First Team and the All-Defensive Team...Led the team in points, rebounds, field goals percentage, steals and blocks...Had 38 points, 12 rebounds and two steals at Denver on Dec. 15..**2012-13:** Played in 33 games (all starts) as a sophomore, averaging 10.7 points, 6.9 rebounds, 1.2 assists, 1.3 steals and 0.7 blocks...Ranked third on the team in points and second in rebounds and blocks...Posted 17 games with double-figure scoring, including two games with 20-plus points...Recorded three double-doubles..**2011-12:** In his freshman season, played in 33 games and averaged 4.1 points, 4.0 rebounds, 0.4 assists and 0.8 steals...Led the team in free throw percentage (.814 FT) and ranked second in rebounds and third in field goal percentage (.462 FG).

Personal: Parents are Larry Sr. and Jaynee Nance...Has an older sister, Casey, who played basketball at the University of Dayton and a younger brother, Pete...Larry Sr., a three-time NBA All-Star, NBA All-Defensive First Team member and winner of the inaugural NBA Slam Dunk Contest in 1984, played 13 seasons in the NBA...Nance Jr. graduated with a degree from Wyoming in criminal justice...Did not play organized basketball until he was 13...Was diagnosed with Crohn's disease as a sophomore in high school but has excelled despite of it...Looks up to former NFL quarterback David Garrard, who was diagnosed with Crohn's in 2004 while playing for the Jacksonville Jaguars.

NBA REGULAR SEASON STATS

SEASON	TEAM	GP	MIN	FGM	FGA	FG%	FTM	FTA	FT%	OREB	DREB	TREB	AST	TO	STL	BLK	PF	PTS	PPG	RPG	APG
2015-16	LAL	63	1266	158	300	0.527	32	47	0.681	101	211	312	44	41	54	23	124	349	5.5	5.0	0.7
2016-17	LAL	63	1442	190	361	0.526	59	80	0.738	120	249	369	96	56	82	39	149	449	7.1	5.9	1.5
2017-18	LAL/CLE	66	1421	240	413	0.581	91	137	0.664	161	291	452	82	51	88	38	172	573	8.7	6.8	1.2
2018-19	CLE	67	1795	249	479	0.520	96	134	0.716	168	394	562	214	97	100	40	192	627	9.4	8.2	3.2
2019-20	CLE	56	1472	229	431	0.531	50	74	0.676	106	303	409	123	60	56	22	91	564	10.1	7.3	2.2
2020-21	CLE	35	1091	128	272	0.471	30	49	0.612	54	181	235	107	55	61	17	72	327	9.3	6.7	3.1
2021-22	POR/NOP	46	1040	129	247	0.522	40	57	0.702	72	176	248	81	37	43	20	84	321	7.0	5.4	1.8
TOTALS	--	396	9527	1323	2503	0.529	398	578	0.689	782	1795	2577	747	397	484	199	884	3210	8.1	6.5	1.9

3-POINT FG: 2015-16, 1-10 (.100); 2016-17, 10-36 (.278); 2017-18, 2-12 (.167); 2018-19, 33-98 (.337); 2019-20, 56-159 (.352); 2020-21, 41-114 (.360); 2021-22, 23-70 (.329)
TOTALS: 166-499 (.333)

NBA POSTSEASON STATS

SEASON	TEAM	GP	MIN	FGM	FGA	FG%	FTM	FTA	FT%	OREB	DREB	TREB	AST	TO	STL	BLK	PF	PTS	PPG	RPG	APG
2017-18	CLE	20	307	41	60	0.683	14	31	0.452	35	55	90	18	12	16	14	35	96	4.8	4.5	0.9
2021-22	NOP	6	130	22	39	0.564	9	11	0.818	19	16	35	11	6	3	2	15	55	9.2	5.8	1.8
TOTALS	--	26	437	63	99	0.636	23	42	0.548	54	71	125	29	18	19	16	50	151	5.8	4.8	1.1

3-POINT FG: 2017-18, 0-1 (.000); 2021-22, 2-9 (.222); TOTALS: 2-10 (.200)

Position
**GUARD/
FORWARD**

NBA Years
12

Height/Weight
6-5/190

Birthdate
MAY 8, 1986

Birthplace
BATON ROUGE, LA.

College
LSU

High School
UNIVERSITY LABORATORY
(Baton Rouge, La.)

41 GARRETT TEMPLE



Transactions: Undrafted in the 2009 NBA Draft...Signed as a free agent with the Houston Rockets on 9/30/09...Waived by the Rockets on 10/21/09...Signed the first of two 10-day contracts with Houston on 2/8/10...Signed the first of two 10-day contracts with the Sacramento Kings on 3/3/10...Waived by the Sacramento Kings on 3/12/10...Signed a 10-day contract with the San Antonio Spurs, then signed a contract for the rest of the season on 3/13/10...Waived by the Spurs on 11/11/10...Signed the first of two 10-day contracts with the Milwaukee Bucks on 1/25/11...Signed two 10-day contracts with the Charlotte Bobcats, then signed a contract for the rest of the season on 3/7/11...Signed as a free agent with the Miami Heat on 9/13/12...Waived by the Miami Heat on 10/27/12...Signed as a free agent with the Washington Wizards on 12/25/12...Signed as a free agent with the Wizards on 7/10/13...Re-signed with Washington on 7/18/14...Signed a multi-year contract with the Sacramento Kings on 7/9/16...Traded by the Sacramento Kings to the Memphis Grizzlies for Deyonta Davis, Ben McLemore, cash and a 2021 2nd round draft pick on 7/17/18...Traded by the Grizzlies with JaMychal Green to the Los Angeles Clippers for Avery Bradley on 2/7/19...Signed as a free agent with the Brooklyn Nets on 7/8/19...Signed as a free agent with the Chicago Bulls on 11/27/20...Acquired by New Orleans along with Tomáš Satoranský, a 2024 second round pick and cash considerations from the Chicago Bulls for guard Lonzo Ball on 8/8/21.

2021-22 (New Orleans): Appeared in 59 games (16 starts) and averaged 5.2 points, 2.4 rebounds and 1.3 assists, while shooting .376 from the floor, .319 from three-point distance and .683 from the charity stripe...Scored in double-figures nine times...On 10/25 at MIN, scored seven points to go along with five boards, one assist and one blocked shot...On 11/2 at PHX, posted four steals and two blocks to go along with eight points, two assists and one rebound...On 11/3 at SAC, played 34 minutes, posting 12 points, nine boards, two assists and tying a season-high with two blocks...On 11/12 vs. BKN, posted 17 points, converting 6-of-13 (.462) from the floor and 4-of-8 (.500) from three-point range...On 12/26 at OKC, scored a season-high 22 points, shooting 9-of-17 (.529) from the floor...On 2/14 vs. TOR, posted 11 points, converting 4-of-5 (.800) from the floor and 3-of-4 (.750) from three-point range...Missed four games on the year due to Health and Safety protocols and a minor ankle injury.

Professional: Appeared in 691 NBA games (288 starts), averaging 6.4 points, 2.3 rebounds and 1.7 assists in 21.4 minutes per game...Holds career shooting averages of .402 from the field, .344 from three-point range and .740 from the free throw line... **2020-21 (Chicago):** Has appeared in 56 games (25 starts) and averaged 7.6 points, 2.9 boards and 2.2 assists, while shooting .415 from the field, .335 from deep range and .800 from the charity stripe in 27.3 minutes per game...Snared his 1,200th career defensive rebound vs. CHO (05/06)...Shot a perfect 3-for-3 from behind the three-point arc vs. BOS (04/19)...Started for the fourth time this season and logged a season-high 38:43, scoring 16 points vs. IND (02/15)...Knocked down his 600th career three-pointer vs. New Orleans (02/10)...Recorded a season-best third straight double-digit scoring night with 15 points vs. CHA (01/22)...Picked up his 500th career steal vs. CHA (01/22)...Shot a season-best 9-of-15 (.600) from the field in posting a season-high 21 points vs. DAL (01/17)...Played a season-high 32:35 and scored 11 points off the bench vs. SAC (01/06)...Scored 14 points, connecting on 4-of-9 from behind the three-point arc vs. POR (01/05)...Handed out a season-best four assists vs. WAS (12/31)...Made his first start as a Bull vs. LAC (01/10), playing a season-high 36 minutes, shooting 7-of-8 (.875) from the field, 3-of-4 (.750) from behind the arc, and scoring a season-high 18 points. **2019-20 (Brooklyn):** Played in 62 games (35 starts) and posted career-high averages of

CAREER HIGHS

PTS	34 @ORL 1/23/18
FGM	14 @ORL 1/23/18
FGA	19 (Twice)
3FGM	6 (3 Times)
3FGA	14 @TOR 12/14/19
FTM	7 BOS 1/16/16
FTA	9 @MIA 4/8/11
OREB	5 LAC 1/6/17
DREB	11 @CHA 2/22/20
TREB	11 @CHA 2/22/20
ASTS	11 BKN 1/4/13
STLS	5 (Twice)
BLKS	3 (4 Times)
MINs	47 BKN 1/4/13

10.3 points, 3.5 rebounds and 27.9 minutes per game, as well as 2.5 assists, while shooting .378 from the field, .329 from three and .805 from the free throw line...Scored in double-figures 34 times, including three games of 20-plus points...Recorded the first two double-doubles of his career with 15 pts/career-high 11 rebounds on 2/22 at CHA and 15 points/10 rebounds on 8/13 vs. POR...Scored season-high 27 points at ATL (12/4)...Averaged single-season career-highs in three-point field goals made per game (2.0) and three-point field goals attempted per game (6.2), as well as total points (641), rebounds (218) and three-pointers made (127)...Posted a career-best 2.52 assist-to-turnover ratio...Among players to start five or more games for the Nets, his defensive rating as a starter (106.1) led the team...Missed eight games due to injury (5 – right knee contusion and 4 – left ankle sprain) and one game due to rest...**2018-19 (Memphis/L.A. Clippers):** Played in 75 games between Memphis and Los Angeles (55 starts) and put up combined averages of 7.8 points, 2.9 boards, 1.4 assists and 1.01 steals in 27.2 minutes per contest while shooting .422 from the field, .341 from three and .748 from the free throw line...With Memphis, he played in 49 games in which he appeared and averaged 9.4 points 3.1 rebounds, 1.4 assists and 1.02 steals across 31.2 minutes per contest...Became the first player in Grizzlies franchise history to score at least 30 points while shooting at least .900 from the field on 10/19 vs. ATL when he scored 30 on 10-of-11 shooting from the field, including five threes, and recorded four rebounds and two assists...With the Clippers, he played in 26 games (six starts) and averaged 4.7 points and 2.5 rebounds in 19.6 minutes per game...Made his Clippers debut on 2/9 at BOS and tallied 11 points on 4-of-8 shooting from the floor including two three-pointers...**2017-18 (Sacramento):** Appeared in 65 games (35 starts) and averaged 8.4 points, 2.3 rebounds and 1.9 dimes in 24.8 minutes per game...Shot .418 from three and .769 from the free throw line...Set a career-high for three-point percentage...Scored in double-figures 25 times, including three games with at least 20 points and one game with at least 30 points...Led the Kings in scoring five times, in rebounds once and in assists four times...Totaled 23 points on 10/23 at PHX, setting a career-high with six threes made...Scored a career-high 34 points on 1/23 at ORL, knocking down a career-high 14 of a career-best tying 17 field goal attempts, including 19 points in the fourth quarter on 7-of-7 shooting from the field and 3-of-3 from deep...Missed 17 games (9 – left ankle sprain, 6 – DNP (Coach's Decision), 1 – right ankle sprain, 1 – rest)...**2016-17 (Sacramento):** Appeared in 65 games (21 starts) and averaged 7.8 points, 2.8 boards, 2.6 assists and 1.29 steals in 26.6 minutes per game, while shooting .424 from the field, .371 from three-point range and .784 from the free throw line...Set career highs for assists per game and steals per game...Scored in double-figures 20 times, including one 20-point effort...Led the Kings in scoring three times, in rebounds once and in assists three times...Scored a season-high 20 points on 12/14 at HOU...Grabbed nine rebounds, including a career-best five offensive boards, on 1/6 vs. LAC...Missed a total of 17 games (12 – partial left hamstring tear, 4 – DNP (Coach's Decision), 1 – rest)...**2015-16 (Washington):** Played in 80 games (43 starts) and averaged 7.3 points, 2.7 rebounds and 1.8 assists in 24.4 minutes per game...Shot .398 from the field, .345 from three and .728 from the charity stripe...Set career highs in games played...Scored in double-figures 27 times, including five games with at least 20 points...Led Washington in scoring four times...Scored a season-high 23 points on 12/21 vs. SAC...Recorded a career-high five steals on 1/13 vs. MIL...Made a career-high seven free throws (on seven attempts) on 1/16 vs. BOS...Missed two games – DNP (Coach's Decision)...**2014-15 (Washington):** Appeared in 52 games (18 starts) and averaged 3.9 points, 1.7 rebounds and 1.1 assists in 14.1 minutes per game, while shooting .400 from the field, .375 from three-point range and .729 from the free throw line...Scored in double-figures eight times...Led the Wizards in scoring once and in rebounds once...Scored a season-high 18 points on 11/1 vs. MIL...Missed 30 games (18 – torn right hamstring, 12 – DNP (Coach's Decision))...**2013-14 (Washington):** Came off the bench in all of his 75 appearances and averaged 1.8 points and 1.0 assists in 8.5 minutes per contest...Scored in double-figures once, a season-high 10 points on 1/15 at CHI...Led the Wizards in assists once...Missed seven games – DNP (Coach's Decision)...**2012-13 (Washington):** Appeared in 51 games (36 starts) and averaged 5.1 points, 2.4 rebounds and 2.3 assists in 22.7 minutes per game, while shooting .407 from the field, .325 from three and .703 from the free throw line after starting the season with the Reno Bighorns of the NBA G League...Scored in double-figures nine times...Recorded double-digit assists once with a career-high 11 vs. BKN (1/4)...Led the Wizards in rebounds three times and in assists eight times...Scored a season-high 17 points on 3/18 at CHA...Missed six games – DNP (Coach's Decision)...**2011-12 (Novipiu Junior Casale):** Appeared in 28 games (26 starts) and averaged 9.5 points, 2.8 rebounds, 1.4 assists and 1.50 steals in 27.3 minutes per game for the team in Italian Lega Basket Serie A...Scored in double-figures 15 times, including two games with at least 20 points...**2010-11 (San Antonio/Milwaukee/Charlotte):** Came off the bench in all 24 of his NBA appearances and averaged 2.4 points, 1.0 rebounds and 1.3 assists in 9.6 minutes per game...With the Spurs, made three appearances to start the season before he was waived on 11/11...Signed a pair of 10-day contracts with the Bucks and played in nine games, averaging 1.9 points in 9.2 minutes per contest...Signed two 10-day contracts with Charlotte before being signed for the rest of the season on 3/27...Appeared in 12 games and averaged 3.2 points, 1.3 rebounds and 2.0 assists in 10.5 minutes per game...Scored in double-figures once, a season-high 17 points on 4/8 at MIA...**2009-10 (Houston/Sacramento/San Antonio):** Appeared in 27 games (four starts) in the NBA and averaged 5.0 points and 1.1 rebounds in 12.4 minutes per game...Signed a pair of 10-day contracts with the Rockets and came off the bench in all nine appearances, averaging 5.0 points and 1.6 boards in 13.1 minutes per contest...Signed a 10-day contract with the Kings and appeared in five games as a reserve...Averaged 2.2 points in 4.6 minutes per game...Signed a 10-day contract with the Spurs before signing a multi-year contract, appearing in 15 games (four starts), and averaged 6.2 points and 1.1 rebounds in 14.8 minutes per game...Scored in double-figures six times, including a season-high 15 points in his first career start for the Spurs on 4/6 at SAC.

G League: Has appeared in 63 games (55 starts) for the Rio Grande Valley Vipers, Erie BayHawks and Reno Bighorns over a five-year span... Holds career averages of 14.5 points, 4.5 rebounds, 3.6 assists and 1.3 steals in 34.6 minutes per game, while shooting .423 from the floor, .376 from three-point range and .759 from the free throw line...**2012-13 (Reno):** With Reno, he started all nine of his appearances and averaged 14.7 points, 4.9 boards, 5.8 assists and 1.22 steals in 36.0 minutes per game...Scored in double-figures seven times, including three games with at least 20 points...Scored a season-high 25 points vs. Bakersfield (12/7)...**2010-11 (Rio Grande/Erie):** Saw action in nine games (three starts) for the Rio Grande Valley Vipers and averaged 12.4 points, 3.4 boards and 3.2 assists in 28.3 minutes per game...Competed in 15 games (13 starts) for the Erie BayHawks and averaged 14.9 points, 6.6 rebounds, 2.8 assists and 1.27 steals in 36.8 minutes per game...Scored in double-figures 18 times, including five games with at least 20 points...Posted one double-double...Scored a season-high 28 points for the BayHawks on 1/22 vs. Fort Wayne...Named an NBA G League All-Star...**2009-10 (Rio Grande Valley):** Started all 30 of his games with Rio Grande Valley and averaged 14.9 points, 3.7 rebounds, 3.4 assists and 1.40 steals in 34.9 minutes per contest...Scored in double-figures 25 times, including seven games with at least 20 points...Scored a season-high 24 points on 1/10 vs. Iowa...Named All-NBA G League Honorable Mention.

Playoffs: In the postseason, has played in 31 games (4 starts) over five years, averaging 2.5 points, 0.8 rebounds and 0.4 assists in 8.1 minutes per game, while shooting .338 from the field, .240 from three and .720 from the free throw line...**2022 (New Orleans):** Appeared in one game for the Pelicans, grabbing one rebound in two minutes played...**2020 (Brooklyn):** Started all four games for the Nets in the postseason and recorded playoff career-highs in points per game (12.0), rebounds per game (2.8) and assists per game (2.0) in 34.3 minutes per contest... Shot .347 from the field, .250 from three and .833 from the free throw line...Scored 21 points and was a plus-10 at TOR on 8-of-19...**2019 (L.A. Clippers):** Appeared in six games for the Clippers in their opening round matchup with Golden State and averaged of 2.3 points and 1.2 rebounds in 10.5 minutes per game...Scored seven points in Game 2 on 2-of-4 shooting from the floor including one three-pointer...**2015 (Washington):** Appeared in four postseason games and averaged 1.8 points in 6.5 minutes...**2014 (Washington):** Logged nine minutes across 10 postseason games in the Wizards' first round series against Chicago and Eastern Conference Semifinal series against Indiana...**2010 (San Antonio):** Came off the bench in all six of his postseason appearances with San Antonio and registered four points, two rebounds, two assists and one steal in 15 minutes...Made three appearances during San Antonio's six-game first round series against Dallas...Saw action in three games during the Spurs' four-game Western Conference Semifinal series against Phoenix.

College (LSU 2005-09): Played four seasons at Louisiana State University after redshirting his freshman year (2004-09)...Appeared in 134 games (131 starts) and averaged 6.7 points, 3.8 rebounds, 3.6 assists and 1.43 steals in 33.1 minutes per game...Two-time Southeastern Conference All-Defensive Team (2008, 2009)...2008-09 Second Team All-SEC...Finished his LSU career ranked 1st in program history in games played and started and minutes played (4,432), 4th in assists (482), 7th in steals (191) and 4th in blocks (113)...Started for LSU's 2006 NCAA Final Four team...The third member of the Temple family to play at LSU following his father Collis Jr. (1971-75) and his older brother Collis III (1999-2003)...**Senior (2008-09):** Started all 35 games and averaged 7.1 points, 4.5 rebounds, 3.8 assists and 1.71 steals in 30.5 minutes per contest...Named Second Team All-SEC...Named to the SEC All-Defensive Team for a second straight year...Became the all-time leader in minutes played at LSU (4,432), breaking the old record set by Howard Carter (4,276 from 1979-83)...Became one of nine LSU players to play on two SEC Championship teams...Scored in double-figures eight times, including a career-high 21 points on 2/24 vs. Florida...Recorded a career-high 10 assists on 11/30 vs. Troy and registered a career-high 10 rebounds on 12/2 vs. Cal State Fullerton...**Junior (2007-08):** Appeared in 31 games (29 starts) and averaged 6.4 points, 4.2 rebounds, 3.6 assists and 1.32 steals in 34.4 minutes per game...Named an SEC All-Defensive Team selection...Scored in double-figures seven times...**Sophomore (2006-07):** Started all 32 of his appearances and averaged 8.6 points, 3.7 boards, 4.3 assists, 1.63 steals and 1.06 blocks in 34.3 minutes per game...Scored in double-figures 11 times...**Freshman (2005-06):** Appeared in 36 games (35 starts) and averaged 5.1 points, 2.6 rebounds, 2.8 assists and 1.06 steals in 33.5 minutes per game...Member of the LSU 2006 NCAA Final Four team...Scored in double-figures three times...Redshirted his freshman season (2004-05) but practiced with the team.

Personal: Full name is Garrett Bartholomew Temple...Parents are Collis Temple Jr. and Soundra Johnson Temple...Wife is Kara McCullough...Son is Garrett Temple II...Temple's Father was the first African-American to play basketball at LSU (1971-74)...Has two older brothers, Collis III, who also played at LSU from 1999-2003, and Elliott, and one younger sister, Colleen Noelle...Lists his father as his biggest influence...Hobbies include listening to music...Favorite food is gumbo...Participated in basketball and track at University High School in Baton Rouge...Favorite basketball shoe is the Jordan 10...Favorite athlete outside of basketball is Muhammad Ali...Favorite movie is LIFE...Favorite TV show is Fresh Prince.

NBA REGULAR SEASON STATS

SEASON	TEAM	GP	MIN	FGM	FGA	FG%	FTM	FTA	FT%	OREB	DREB	TREB	AST	TO	STL	BLK	PF	PTS	PPG	RPG	APG
2009-10	HOU/SAS/SAS	27	334	44	101	0.436	35	50	0.700	6	25	31	21	27	13	6	42	136	5.0	1.1	0.8
2010-11	SAS/MIL/CHA	24	230	20	68	0.294	7	17	0.412	1	22	23	32	23	11	6	24	57	2.4	1.0	1.3
2012-13	WAS	51	1156	105	258	0.407	26	37	0.703	29	94	123	115	61	50	17	94	262	5.1	2.4	2.3
2013-14	WAS	75	638	51	141	0.362	30	43	0.698	21	47	68	72	42	35	11	72	138	1.8	0.9	1.0
2014-15	WAS	52	735	68	170	0.400	35	48	0.729	24	66	90	56	34	42	9	76	204	3.9	1.7	1.1
2015-16	WAS	80	1951	201	505	0.398	91	125	0.728	36	176	212	140	64	69	18	195	582	7.3	2.7	1.8
2016-17	SAC	65	1728	183	432	0.424	58	74	0.784	32	152	184	168	78	84	28	141	506	7.8	2.8	2.6
2017-18	SAC	65	1615	199	476	0.418	60	78	0.769	22	130	152	124	79	57	27	135	547	8.4	2.3	1.9
2018-19	MEM/LAC	75	2040	208	493	0.422	80	107	0.748	28	188	216	106	70	76	30	204	586	7.8	2.9	1.4
2019-20	BKN	62	1730	222	587	0.378	70	87	0.805	29	189	218	156	62	49	29	108	641	10.3	3.5	2.5
2020-21	CHI	56	1528	158	381	0.415	40	50	0.800	29	131	160	124	58	43	30	126	423	7.6	2.9	2.2
2021-22	NOP	59	1098	111	295	0.376	28	41	0.683	29	114	143	74	42	43	23	81	309	5.2	2.4	1.3
TOTALS	--	691	14783	1570	3907	0.402	560	757	0.740	286	1334	1620	1188	640	572	234	1298	4391	6.4	2.3	1.7

3-POINT FG: 2009-10, 13-57 (.351); 2010-11, 10-37 (.270); 2012-13, 26-80 (.325); 2013-14, 6-29 (.207); 2014-15, 33-88 (.375); 2015-16, 89-258 (.345); 2016-17, 82-220 (.375); 2017-18, 89-227 (.392); 2018-19, 90-264 (.341); 2019-20, 127-386 (.329); 2020-21, 67-200 (.335); 2021-22, 59-185 (.319); TOTALS: 691-2011 (.344)

NBA POSTSEASON STATS

SEASON	TEAM	GP	MIN	FGM	FGA	FG%	FTM	FTA	FT%	OREB	DREB	TREB	AST	TO	STL	BLK	PF	PTS	PPG	RPG	APG
2009-10	SAS	6	15	1	3	0.333	1	1	1.000	0	2	2	2	2	1	0	1	4	0.7	0.3	0.3
2013-14	WAS	10	9	2	2	1.000	0	0	--	0	0	0	0	1	0	0	5	5	0.5	0.0	0.0
2014-15	WAS	4	26	1	6	0.167	5	8	0.625	1	2	3	1	3	2	0	4	7	1.8	0.8	0.3
2018-19	LAC	6	63	3	11	0.273	7	10	0.700	1	6	7	2	2	3	1	8	14	2.3	1.2	0.3
2019-20	BKN	4	137	17	49	0.347	5	6	0.833	0	11	11	8	6	3	1	12	48	12.0	2.8	2.0
2021-22	NOP	1	2	0	0	0.000	0	0	0.000	0	1	1	0	0	0	0	0	0	0.0	1.0	0.0
TOTALS	--	31	252	24	71	0.338	18	25	0.720	2	22	24	13	14	9	2	30	78	2.5	0.8	0.4

3-POINT FG: 2009-10, 1-3 (.333); 2013-14, 1-1 (1.000); 2014-15, 0-3 (.000); 2018-19, 1-7 (.143); 2019-20, 9-36 (.250); 2021-22, 0-0 (.000); TOTALS: 12-50 (.240)

17 JONAS VALANČIŪNAS

Position
CENTER

NBA Years
10

Height/Weight
7-0/265

Birthdate
MAY 6, 1992

Birthplace
UTENA, LITHUANIA

Prior to NBA
LITUOVOS RYTAS



Transactions: Selected by the Toronto Raptors in the first round (fifth overall) of the 2011 NBA Draft on June 23, 2011...Signed a multi-year contract with the Toronto Raptors on July 17, 2012...Signed a multi-year extension with the Toronto Raptors on Aug. 20, 2015...Traded by the Toronto Raptors with Delon Wright, C.J. Miles and a 2024 second round draft pick to the Memphis Grizzlies for Marc Gasol on Feb. 7, 2019...Re-signed with the Memphis Grizzlies to a multi-year contract on July 11, 2019...Acquired by New Orleans along with Devonte' Graham and the draft rights to Trey Murphy III in a three-team trade that sent Steven Adams, Eric Bledsoe, the draft rights to Ziaire Williams and Jared Butler, and a protected 2022 first round pick to Memphis, and Wes Iwundu, a future protected first round draft pick, and cash considerations to Charlotte (8/7/21)...Signed to a multi-year contract extension with the New Orleans Pelicans on 10/20/21.

2021-22 (New Orleans): Started in all 74 games he played in, averaging a career-high 17.8 points, 11.4 rebounds, 2.6 assists and 0.8 blocks in 30.3 minutes per game, while shooting .544 from the floor, .361 from three-point range and .820 from the free throw line...Scored in double-figures 68 times, including 22 games with at least 20 points and three games of at least 30 points...Grabbed double-digit rebounds 52 times, including one game with at least 20 boards...Posted a career-high 50 double-doubles, which ranked third among NBA players...Shot 287-of-491 (.585) from the field this season while being defended 'tightly' (defender within 2-4 feet), which ranked 10th in the NBA in field goals made while defended tightly...Finished the regular season ranked fourth in the NBA in total rebounds (843), eighth in the NBA in total offensive rebounds with 226, which led to him being tied for fourth in the NBA in second chance points with 3.8 points per game...On 10/25 at MIN, posted 22 points and 23 rebounds, his first 20 point, 20 rebound game as a Pelican. He became the sixth player in New Orleans franchise history with a 20-point, 20-rebound game and the first to do it since Derrick Favors on November 14, 2019...On 11/2 at PHX, hit three three-pointers that led to 23 points, 14 rebounds, two assists and two steals. He converted 9-of-16 (.563) from the field and 3-of-4 (.750) from behind the arc...On 11/19 vs. LAC, converted 5-of-9 (.556) from three-point distance, to go along with 13 rebounds, two assists and a steal...On 11/29 at LAC, scored a career-high 39 points, converting 15-of-24 (.625) from the floor and a career-high 7-of-8 (.875) from three-point distance. He became the first player in NBA history with 35-plus points, 15-plus rebounds and seven-plus threes in fewer than 35 minutes. Additionally, he is the first player in Pelicans history to put up 35-plus points, 10-plus rebounds and seven-plus three-pointers in a single game...He is the first player in NBA history to sink seven three-pointers while grabbing seven offensive rebounds. Valanciunas' 29 points on 11-15 from the floor (7-of-7 three-pointers) marks the most points in a half by a Pelican this season and the third-highest first half scoring total in franchise history, trailing only Anthony Davis (31) and Ryan Anderson (30)...On 1/4 vs. PHX, posted 25 points, 16 rebounds and two assists, while shooting 10-of-18 (.556) from the floor and 5-of-6 (.833) from the free throw line...On 1/9 at TOR, posted 20 points, 17 rebounds, including a season-high 15 defensive rebounds, and one assist...On 2/25 at PHX, posted 18 points and a game-high 17 rebounds. It marks his 12th game with 15-plus points and 15-plus rebounds in a Pelicans jersey, the fifth-most in franchise history...On 3/2 vs. SAC, notched 17 points and 14 rebounds. At the 11:41 mark of the first frame, he scored his 9,000-career point...On 3/13 vs. HOU, scored a game-high 32 points and grabbed 10 rebounds...On 4/1 at LAL, recorded his 50th double-double of the season, notching 17 points, 12 boards, six assists, a steal and a block in 38 minutes. He converted 6-of-10 (.600) from the field, 1-of-2 (.500) from three-point range and 4-of-5 (.800) from the free throw stripe...Missed eight games on the

CAREER HIGHS

PTS	39 @LAC 11/29/21
FGM	16 (Twice)
FGA	28 @PHX 3/30/19
3FGM	7 @LAC 11/29/21
3FGA	9 LAC 11/19/21
FTM	16 WAS 4/3/13
FTA	18 WAS 4/3/13
OREB	12 IND 4/11/21
DREB	23 @ORL 3/22/19
TREB	25 SAC 2/28/20
ASTS	12 MIL 8/13/20
STLS	4 @POR 3/30/22
BLKS	7 @MEM 4/1/16
MINS	45 OKC 3/21/14

season...**Play-In Tournament:** Started both must-win games for New Orleans, averaging 125.0 points, 11.5 rebounds, 1.5 assists and 1.0 blocks, while shooting .522 from the floor and .500 from the charity stripe...On 4/13 vs. SAS, finished the game with 22 points, 14 rebounds, three assists, two blocks and a steal, while shooting 9-of-14 (.643) from the floor and 4-of-8 (.500) from the free throw line.

Professional: The 10-year NBA veteran has appeared in 695 games (666 starts) for the Toronto Raptors, Memphis Grizzlies and the New Orleans Pelicans...Has averaged 13.4 points, 9.5 rebounds and 1.0 blocks in 26.1 minutes while shooting .563 from the field, .359 from three-point range and .785 from the free throw line...Has scored in double-figures 437 times, including 95 games with at least 20 points and 11 games with at least 30 points...Has grabbed double-digit rebounds 287 times, including six games with at least 20 rebounds...His longest streak of consecutive games with double-digit rebounds is eight (Feb. 26-March 10, 2020)...Has posted 231 double-doubles...One of nine players in NBA history to shoot at least .530 from the field in all of his first eight seasons (Charles Barkley, Andris Biedris, James Donaldson, Amir Johnson, DeAndre Jordan, Kevin McHale, Shaquille O'Neal and James Worthy)...**2020-21 (Memphis):** Played 62 games (61 starts), averaging career-highs with 17.1 points and 12.5 rebounds in 28.3 minutes per game...Shot .592 from the field, .368 from three-point range and .773 from the free throw line...Scored in double-figures 57 times, including 19 games with at least 20 points and two games with at least 30 points...Grabbed double-digit rebounds 50 times, including four games with at least 20 rebounds...Posted a career-high 49 double-doubles...Grabbed his 5,000th career rebound on Dec. 30 at Boston...Posted eight straight double-doubles to start the season (Dec. 23-Jan. 7), stretching his double-double streak to a career-high 10 games dating back to 2019-20...Became the second player in franchise history (Zach Randolph) to record a double-digit double-double streak...Posted 27 points and 20 rebounds on Feb. 8 vs. Toronto...Registered 29 points, 20 rebounds and a season-high four blocks on March 10 vs. Washington...Grabbed 157 rebounds from March 10-26, breaking his own franchise record for total rebounds in any 10-game span...Scored a season-high 30 points (13-18 FG, 4-6 FT) to go with 15 rebounds on March 29 at Houston...Snared 225 rebounds from March 2-31, setting the franchise record for any 15-game span...Piled up a career-high tying 34 points and a season-high 22 rebounds, including a career-high 12 offensive rebounds, on April 11 vs. Indiana...Grabbed 10-plus rebounds in a franchise-record and career-high 23 consecutive games from March 2-April 14, the longest streak by any NBA player this season...Recorded a franchise-record 16 consecutive double-doubles from March 19-April 14...Missed 10 games...Sideline five games due to injury, including three games (April 19-23) while in NBA concussion protocol and two games (May 11, May 14) with back soreness...Missed five games (Jan. 18-Feb. 4) due to health and safety protocols...**Play-In:** Averaged 16.0 points, 17.5 rebounds and 1.50 blocks in 32.0 minutes in two play-in games...Posted 25 points, 23 rebounds and three blocks in 38 minutes in the Nine-Ten Game on May 19 vs. San Antonio...**2019-20 (Memphis):** Started all of his 70 appearances during his eighth NBA season and averaged 14.9 points, 11.3 rebounds, 1.9 assists and 1.09 blocks in 25.3 minutes while shooting .585 from the field, .352 from three-point range and .740 from the free throw line...Set career highs for rebounds per game, assists per game and field goal percentage...Ranked sixth in the NBA in rebounds per game and field goal percentage, ninth in two-point field goal percentage (.617) and effective field goal percentage (.606), 13th in true shooting percentage (.631) and 18th in Player Efficiency Rating (22.2)...Placed fifth in the league in total rebounds (788) and sixth in offensive rebounds (213) and eighth in defensive rebounds (575), the highest single season ranks in his career...Ranked second in the NBA in total rebounding average (13.2) and third in offensive rebounds per game (3.6) after the All-Star Break...Missed three games due to injury/illness, including two games (Dec. 1-2) due to illness and one game (Dec. 21) with right foot soreness...Scored in double-figures 54 times, including 17 games with at least 20 points and four games with at least 30 points...Grabbed double-digit rebounds 49 times, including one game with at least 20 rebounds...Posted a career-high 39 double-doubles, including one triple-double...One of two NBA players to record at least 30 double-doubles while averaging under 30 minutes per game (Joel Embiid)...Registered 16 points (5-11 FG, 3-5 3P, 3-3 FT) with 11 rebounds on Oct. 27 vs. Brooklyn, setting a career-high for three-pointers made...Recorded a season-high 32 points (12-17 FG, 8-10 FT), 13 rebounds and a career-high tying three steals on Dec. 4 at Chicago...Had a season-high four blocks on Dec. 20 at Cleveland and equaled that total on Jan. 17 vs. Cleveland, Jan. 31 at New Orleans, Feb. 3 vs. Detroit and Feb. 7 at Philadelphia...Registered 31 points and 19 rebounds on Jan. 12 vs. Golden State...Recorded double-digit rebounds in 15 of his final 16 games (Feb. 3-March 10), including a career-high eight consecutive games from Feb. 26-March 10...Pulled down a career-high 25 rebounds on Feb. 28 vs. Sacramento and 19 boards on Feb. 29 vs. LA Lakers...His 44 total rebounds over two games (Feb. 28-29), 58 rebounds over three games (Feb. 28-March 2) and 150 rebounds over 10 games (Feb. 9-March 4) broke Zach Randolph's franchise records for those respective streaks...Had 27 points and 16 rebounds in a season-high 36 minutes on March 10 vs. Orlando...Averaged 15.3 points, 11.5 rebounds (2nd in the NBA) and 2.8 assists in 26.9 minutes during the Grizzlies' eight-game seeding schedule at Walt Disney World in Orlando...Posted his first career triple-double with 26 points, 19 rebounds and a career-high 12 assists in the regular season finale on Aug. 13 vs. Milwaukee...Recorded 22 points, 17 rebounds and six assists in 34 minutes in Memphis' play-in game on Aug. 15 vs. Portland...**2018-19 (Toronto/Memphis):** Split his seventh NBA season with the Toronto Raptors and Memphis Grizzlies...Appeared in 49 games (27 starts) and averaged 15.6 points, 8.6 rebounds, 1.4 assists and 1.08 blocks in 22.3 minutes while shooting .559 from the field, .292 from deep range and .795 from the free throw line...Set career-highs for scoring per game and assists per game...Saw action in 30 games (10 starts) with the Raptors and averaged 12.8 points, 7.2 rebounds and 1.0 assists in 18.8 minutes before he was traded to Memphis with Delon Wright, C.J. Miles and a 2024 second round draft pick for Marc Gasol on Feb. 7...Broke out in his 19 games (17 starts) for the Grizzlies with averages of 19.9 points, 10.7 rebounds, 2.2 assists and 1.58 blocks in 27.7 minutes...Averaged 18.4 points, 10.0 rebounds, 1.7 assists and 1.44 blocks in 26.4 minutes in 27 games as a starter...Scored in double-figures 36 times, including 15 games with at least 20 points (11 with the Grizzlies) and two games with at least 30 points (both with Memphis)...Grabbed double-digit rebounds 18 times, including two game with at least 20 rebounds...Recorded 16 double-doubles (11 with the Grizzlies), including two games with at least 20 points and 20 rebounds and one game with at least 30 points and 20 rebounds...Averaged 20.2 points, 10.9 rebounds, 2.0 assists and 1.71 blocks in 28.4 minutes in 17 starts with the Grizzlies...Notched a season-high four blocks on Nov. 2 at Phoenix...Scored 26 points in 18 minutes on Dec. 5 vs. Philadelphia, a Raptors franchise record for points when playing fewer than 20 minutes...Racked up 23 points (9-11 FG, 5-8 FT) and 10 rebounds in 21 minutes off the bench in his Grizzlies debut on Feb. 12 vs. San Antonio, becoming one of three players in 2018-19 to post at least 20 points and 10 rebounds in his first game with a new team (Lakers' LeBron James on Oct. 18; Raptors' Kawhi Leonard on Oct. 17) and the first player to post 20-10 off the bench in his team debut since Boston's Brandon Bass (Dec. 25, 2011)...Tied a career-high with five assists on Feb. 13 at Chicago...Tallied a season-high tying four blocks on March 10 vs. Orlando...Posted a double-double in a career-high six straight games (March 20-30) and averaged 25.8 points, 16.7 rebounds, 2.5 assists and 2.17 blocks in 33.5 minutes over that span before sustaining the season-ending right ankle sprain on March 31...Became the first Grizzlies player since

Zach Randolph (Dec. 18-30, 2009) to record at least 150 points and 100 rebounds in a six-game span...Scored 33 points (10-19 FG, 13-17 FT), including the game-winning free throw with 0.1 seconds left in overtime, with 15 rebounds (nine offensive) on March 20 vs. Houston...Posted 23 points and a season-high 24 rebounds, setting a franchise record with a career-best 23 defensive rebounds, with a season-high tying four blocks in a season-high 41 minutes on March 22 at Orlando...It marked the most defensive rebounds by an NBA player in a single game since Dwight Howard on Jan. 6, 2013...Led the Grizzlies with 27 points (12-25 FG, 3-5 FT) and 13 rebounds on March 27 vs. Golden State...Posted a career-high 34 points (14 in the fourth quarter), 20 rebounds (career-high tying 11 offensive) and a career-high tying five assists with two steals and two blocks in 34 minutes on March 30 at Phoenix, becoming the fourth player in franchise history to record a 30-point, 20-rebound game (Zach Randolph, Shareef Abdur-Rahim, Lorenzen Wright)...Missed a total of 33 games...Sidelined 30 games due to injury, including 25 games (Dec. 14-Feb. 5) with a left thumb dislocation suffered on Dec. 12 and the final five games of the season (April 3-10) with a grade II right ankle sprain suffered on March 31 at LA Clippers...Missed two games (Feb. 9, Feb. 22) for personal reasons...Missed one game (Feb. 7) due to a pending trade...**2017-18 (Toronto):** Started all of his 77 appearances during his sixth NBA season and averaged 12.7 points, 8.6 points and 1.1 assists in 22.4 minutes while shooting .568 from the field, .405 from three-point range and .806 from the free throw line...Ranked eighth in the NBA in field goal percentage and set career highs for three-pointers made (30) and attempted (74) and three-point field goal percentage (.405) after shooting just 1-for-4 from long range in his first five seasons combined...Placed 16th in the NBA in rebounds per game...Led the Raptors in scoring nine times and in rebounds a team-high 41 times...Scored in double-figures 51 times, including 13 games with at least 20 points...Grabbed double-digit rebounds 29 times...Posted a team-high 26 double-doubles...Recorded game highs with 23 points and 15 rebounds in the season opener on Oct. 19 vs. Chicago, setting a franchise record with his fourth career double-double on opening night...Recorded 13 points and 15 rebounds on Dec. 17 vs. Sacramento, passing Antonio Davis (110) for second on the Raptors' all-time double-double list...Scored all of his 20 points and grabbed nine of his 13 rebounds in the third quarter on Jan. 5 at Milwaukee, becoming the first player since Luis Scola (March 18, 2013) to outscore (20-19) and rebound (9-3) an opposing team in a single quarter... Totaled 15 points and a season-high 18 rebounds on Jan. 11 vs. Cleveland...Finished with 16 points, 13 rebounds and three blocks on Jan. 24 at Atlanta, passing Vince Carter for third in franchise history for blocks...Recorded team highs of 26 points and 14 rebounds on March 13 at Brooklyn...Set season-highs with 28 points (12-16 FG, 2-2 3P, 2-2 FT) and four blocks to go with 14 rebounds on Jan. 26 vs. Utah...Contributed 16 points and a season-high tying 18 rebounds on March 15 at Indiana...Missed a total of five games...Missed one game (April 8) due to rest...Sidelined four games (Oct. 23-30) with a left ankle sprain sustained in the first half on Oct. 21 vs. Philadelphia...**2016-17 (Toronto):** Started all of his 80 games played during his fifth NBA season and averaged 12.0 points and 9.5 rebounds in 25.8 minutes while shooting .557 from the field and .811 from the free throw line...Tied for eighth in the NBA in field goal percentage and ranked 14th in the league in rebounds per game...Set a career-high for rebounds per game and free throw percentage...Missed two games (Nov. 6-9) with a left knee contusion...Led the Raptors in scoring three times and in rebounding 53 times...Scored in double-figures 56 times, including seven games with at least 20 points and one 30-point effort...Grabbed double-digit rebounds 39 times...Posted a team-high 29 double-doubles...Scored 32 points (10-15 FG, 12-14 FT) and added 11 rebounds on Oct. 26 vs. Detroit for his third opening-night double-double, tying Chris Bosh for the most in franchise history...Posted double-digit rebounds in five consecutive games twice (Jan. 10-18, Dec. 5-14)...Recorded 18 points and 23 rebounds (11 offensive) on Jan. 10 vs. Boston...Passed Antonio Davis (2,839) for second on the Raptors' all-time rebounds list on Feb. 8 at Minnesota...Blocked a season-high three shots on Jan. 22 vs. Phoenix...Registered his 100th career double-double with 11 points and 12 rebounds on March 10 at Atlanta...Finished with 16 points and 17 rebounds on March 31 vs. Indiana, setting a franchise record for rebounds in a quarter with 13 boards in the third...Made his first career three-pointer on April 12 at Cleveland...**2015-16 (Toronto):** Appeared in 60 games (59 starts) during his fourth NBA season and averaged 12.8 points, 9.1 rebounds and 1.33 blocks in 25.9 minutes while shooting .565 from the field and .761 from the free throw line...Finished sixth in the NBA in field goal percentage and 15th in the league in rebounds per game...Set a career-high for blocks per game...Led the team in rebounding 37 times...Scored in double-figures 46 times, including seven games with at least 20 points...Grabbed double-digit rebounds 27 times...Posted a team-high 22 double-doubles...Blocked a career-high seven shots and tied a career-high with three steals on April 1 at Memphis...Tied a season-high with 18 rebounds on March 25 at Houston...Scored in double-figures in a career-high 17 consecutive games from Feb. 1-March 12, averaging 13.8 points...Tied a career-high with three steals on Feb. 8 at Detroit...Grabbed a season-high 18 rebounds on Jan. 28 vs. New York...Contributed 21 points and 15 rebounds on Oct. 28 vs. Indiana...Missed a total of 22 games...Away from the team for the season finale (April 13) due to rest...Sidelined 21 games due to injury, including four games (March 15-20) with a left hand contusion and 17 games (Nov. 22-Dec. 26) with a fracture of the fourth metacarpal of his left hand sustained in the first half on Nov. 20 at LA Lakers...**2014-15 (Toronto):** Started all 80 of his appearances in his third NBA season and averaged 12.0 points, 8.7 rebounds and 1.19 blocks in 26.2 minutes while shooting .572 from the field and .786 from the free throw line...Ranked second in the NBA in field goal percentage and 19th in rebounds per game...Set a career-high for field goal percentage...Led the team in rebounding 47 times...Scored in double-figures 49 times, including eight games with at least 20 points and one game with at least 30 points...Grabbed double-digit rebounds 31 times...Posted 22 double-doubles...Grabbed a season-high eight offensive rebounds on Feb. 20 at Atlanta...Blocked a season-high five shots on March 30 vs. Houston...Collected a season-high 16 rebounds on Feb. 8 vs. San Antonio...Scored a season-high 31 points (14-15 FG, 3-4 FT) to go with 12 rebounds on Jan. 12 vs. Detroit...Missed two games, including one game (March 13) for personal reasons and one game (Nov. 5) with a right hand contusion...**2013-14 (Toronto):** Started all 81 of his games played in his second NBA season and averaged 11.3 points and 8.8 rebounds in 28.2 minutes while shooting .531 from the field and .762 from the free throw line...Started and played 19 minutes for Team Hill in the BBVA Compass Rising Stars Challenge at All-Star Weekend in New Orleans, finishing with four points, two rebounds and two assists...Scored in double-figures 49 times, including five games with at least 20 points...Grabbed double-digit rebounds 32 times, including one game with at least 20 rebounds...Posted 25 double-doubles...Collected a season-high 21 rebounds on April 11 vs. New York...Scored a season-high 26 points on April 9 vs. Philadelphia...Played a career-high 45 minutes on March 21 vs. Oklahoma City...Blocked a season-high four shots on Dec. 14 at Chicago...Missed one game (March 19) with a sprained lower back sustained on March 18 at Atlanta...**2012-13 (Toronto):** Appeared in 62 games (57 starts) in his NBA rookie campaign and averaged 8.9 points, 6.0 rebounds and 1.26 blocks in 23.9 minutes while shooting .556 from the field and .789 from the free throw line...Selected to the 2012-13 NBA All-Rookie Second Team...Named Eastern Conference Rookie of the Month for March after averaging 11.4 points and 7.3 rebounds while shooting .620 from the field in 15 games...Ranked among the Top 3 among rookies for field goal percentage, rebounds and blocks...Led the Raptors in rebounding 18 times...Scored in double-figures 28 times...Grabbed double-digit rebounds 10 times...Posted eight double-doubles...Averaged 9.4 points,

6.1 rebounds and 1.30 blocks in 25.0 minutes in 57 starts...Joined Damon Stoudamire as the only rookies in team history to post a double-double (12 points, 10 rebounds) in his NBA debut on Oct. 31 vs. Indiana...Became the fifth rookie in franchise history to start on opening night...Made 28 straight starts before being placed on the inactive list with a fractured metacarpal in his right ring finger; became the first rookie to start each of his team's first 20 games of a season as a center since Shaquille O'Neal started Orlando's first 67 games in 1992-93... Grabbed a season-high 13 rebounds on Feb. 8 at Indiana...Recorded 14 points and matched a season-high with 13 rebounds with four blocks on March 29 at Detroit...Blocked a season-high five shots on April 1 vs. Detroit...Poured in a season-best 24 points and set team rookie records shooting 16-for-18 from the free throw line on April 3 vs. Washington...Missed 20 games due to injury, including two games (April 12-14) due to a flexion extension injury of his neck and 18 games (Dec. 26-Jan. 30) with a fractured metacarpal on his right ring finger sustained on Dec. 21 vs. Orlando.

Playoffs: Has competed in 54 postseason games (47 starts) and has averaged 13.1 points, 10.0 rebounds and 0.9 blocks in 26.6 minutes while shooting .549 from the floor, .250 from three-point range and .759 percent from the free throw line with the Toronto Raptors and New Orleans Pelicans...Has scored in double-figures 34 times, including five games with at least 20 points...Has grabbed double-digit rebounds 24 times, including two games with at least 20 rebounds...Has posted 21 double-doubles, including one game with at least 20 points and 20 rebounds...**2022 (New Orleans):** Started all six of New Orleans' postseason games, averaging 14.5 points, 14.3 rebounds and 3.0 assists, while shooting .485 from the floor, .167 from three-point distance and .769 from the free throw line...On 4/17 at PHX, scored 18 points, to go along with a game-high 25 rebounds...His 25 rebounds marked a postseason career-high, while matching his career-high, regular season or playoffs, having also grabbed 25 boards on 2/20/20 vs. SAC while with Memphis...His 25 rebounds are the most by any NBA player in a postseason game since current Suns center Bismack Biyombo grabbed 26 on 5/21/16 vs. CLE while with Toronto...On 4/28 vs. PHX, finished with 10 points, eight rebounds, four assists and one steal...He totaled 86 rebounds over six playoff games this postseason, the most in the league up to this point...He is one of only five players since 2010 to reach 86 total rebounds in just the first six games of the playoffs (one of 15 players since 1999)...**2018 (Toronto):** Appeared in all 10 of the Raptors' postseason games (nine starts) and averaged 14.6 points, 10.5 rebounds and 1.50 blocks in 24.4 minutes while shooting .542 from the field and .824 from the charity stripe...Scored in double-figures nine times, including one game with at least 20 points...Grabbed double-digit rebounds six times, including one game with at least 20 rebounds...Posted six double-doubles, including one game with at least 20 points and 20 rebounds...Averaged 13.5 points, 9.3 rebounds, 1.0 assists and 1.33 blocks in 24.6 minutes during Toronto's six-game First Round series with the Washington Wizards...Recorded 16.3 points, 12.3 rebounds, 1.5 assists and 1.75 blocks in 24.2 minutes in the Raptors' four-game Eastern Conference Semifinals series against the Cleveland Cavaliers...Recorded 21 points and a playoff career-high 21 rebounds in 34 minutes in Game 1 on May 1 vs. Cleveland...**2017 (Toronto):** Appeared in 10 postseason games (six starts) and averaged 11.2 points and 6.7 rebounds in 22.6 minutes while shooting .543 from the field and .727 from the free throw line...Scored in double-figures five times, including one game with at least 20 points...Hauled in double-digit rebounds once and posted one double-double...Averaged 9.3 points and 7.2 rebounds in 21.1 minutes in Toronto's six-game First Round series against the Milwaukee Bucks...Recorded 14.0 points, 6.0 rebounds and 1.00 blocks in the Raptors' four-game Eastern Conference Semifinals series with the Cleveland Cavaliers...Had 23 points in 20 minutes off the bench in Game 2 on May 3 at Cleveland...**2016 (Toronto):** Saw action in 12 postseason games (10 starts) and averaged 13.8 points, 10.8 rebounds and 1.17 blocks in 26.7 minutes while shooting .567 from the field and .744 from the free throw line, helping guide the Raptors to the Eastern Conference Finals...Scored in double-figures nine times, including two games with at least 20 points...Grabbed double-digit rebounds seven times...Posted six double-doubles...Averaged 13.6 points, 11.9 rebounds and 1.43 blocks in 26.3 minutes in the Raptors' seven-game First Round series against the Indiana Pacers...Recorded 18.3 points, 12.7 rebounds, 2.0 assists and 1.33 blocks in 33.7 minutes in the first three games of the Raptors' Eastern Conference Semifinals series against the Miami Heat... Missed eight games after suffering a right ankle sprain in Game 3 on May 7 at Miami...Returned in Game 5 of the Eastern Conference Finals against the Cleveland Cavaliers, scoring nine points in 18 minutes off the bench...**2015 (Toronto):** Started every game and averaged 11.3 points and 9.3 rebounds in 26.4 minutes while shooting .500 from the field and .875 from the free throw line during the Raptors' four-game First Round series against the Washington Wizards...Scored in double-figures twice...Grabbed double-digit rebounds twice...Posted one double-double...**2014 (Toronto):** Started all seven games of the Raptors' First Round series against the Brooklyn Nets and averaged 10.9 points, 9.7 rebounds and 1.00 blocks in 28.6 minutes while shooting .633 from the field and .636 from the free throw line...Scored in double-figures four times...Grabbed double-digit rebounds three times...Posted three double-doubles, including playoff season-highs with 17 points and 18 rebounds in Game 1 on April 19 vs. Brooklyn.

Personal: While with the Raptors, sponsored a ticket program for youth in the Lithuanian/Canadian community and surprised youth basketball players at clinics in Toronto...Participated in the NBA and FIBA Basketball Without Borders Europe camp in Istanbul, Turkey in June 2008.

NBA REGULAR SEASON STATS

SEASON	TEAM	GP	MIN	FGM	FGA	FG%	FTM	FTA	FT%	OREB	DREB	TREB	AST	TO	STL	BLK	PF	PTS	PPG	RPG	APG
2012-13	TOR	62	1482	204	366	0.557	146	185	0.789	121	251	372	45	94	17	78	188	554	8.9	6.0	0.7
2013-14	TOR	81	2282	359	676	0.531	198	260	0.762	226	488	714	57	136	24	71	249	916	11.3	8.8	0.7
2014-15	TOR	80	2096	373	652	0.572	217	276	0.786	215	478	693	39	109	33	95	222	963	12.0	8.7	0.5
2015-16	TOR	60	1557	303	536	0.565	162	213	0.761	184	363	547	42	85	25	80	158	768	12.8	9.1	0.7
2016-17	TOR	80	2066	391	702	0.557	176	217	0.811	226	533	759	57	106	37	63	216	959	12.0	9.5	0.7
2017-18	TOR	77	1727	390	687	0.568	170	211	0.806	183	477	660	81	115	29	69	192	980	12.7	8.6	1.1
2018-19	TOR/MEM	49	1091	301	538	0.559	147	185	0.795	106	313	419	70	90	19	53	146	763	15.6	8.6	1.4
2019-20	MEM	70	1845	432	739	0.585	148	200	0.740	213	575	788	131	127	30	76	185	1044	14.9	11.3	1.9
2020-21	MEM	62	1755	440	743	0.592	157	203	0.773	253	523	776	112	100	35	57	179	1058	17.1	12.5	1.8
2021-22	NOP	74	2240	510	938	0.544	237	289	0.820	226	617	843	190	179	41	60	247	1314	17.8	11.4	2.6
TOTALS	--	695	18141	3703	6577	0.563	1758	2239	0.785	1953	4618	6571	824	1141	290	702	1982	9219	13.4	9.5	1.2

3-POINT FG: 2012-13, 0-0 (.000); 2013-14, 0-1 (.000); 2014-15, 0-1 (.000); 2015-16, 0-0 (.000); 2016-17, 1-2 (.500); 2017-18, 30-74 (.405);
2018-19, 14-48 (.292); 2019-20, 32-91 (.352); 2020-21, 21-57 (.368); 2021-22, 57-158 (.361); TOTALS: 155-432 (.359)

NBA POSTSEASON STATS

SEASON	TEAM	GP	MIN	FGM	FGA	FG%	FTM	FTA	FT%	OREB	DREB	TREB	AST	TO	STL	BLK	PF	PTS	PPG	RPG	APG
2013-14	TOR	7	200	31	49	0.633	14	22	0.636	19	49	68	2	19	0	7	22	76	10.9	9.7	0.3
2014-15	TOR	4	106	19	38	0.500	7	8	0.875	9	28	37	2	4	2	1	7	45	11.3	9.3	0.5
2015-16	TOR	12	321	68	120	0.567	29	39	0.744	48	81	129	11	18	10	14	32	165	13.8	10.8	0.9
2016-17	TOR	10	226	44	81	0.543	24	33	0.727	9	58	67	2	13	2	6	22	112	11.2	6.7	0.2
2017-18	TOR	10	244	58	107	0.542	28	34	0.824	30	75	105	12	19	4	15	22	146	14.6	10.5	1.2
2020-21	MEM	5	166	33	58	0.569	7	8	0.875	20	29	49	13	10	3	3	18	75	15.0	9.8	2.6
2021-22	NOP	6	175	33	68	0.485	20	26	0.769	33	53	86	18	12	4	1	17	87	14.5	14.3	3.0
TOTALS	--	54	1438	286	521	0.549	129	170	0.759	168	373	541	60	95	25	47	140	706	13.1	10.0	1.1

3-POINT FG: 2013-14, 0-0 (.000); 2014-15, 0-0 (.000); 2015-16, 0-0 (.000); 2016-17, 0-1 (.000); 2017-18, 2-5 (.400); 2020-21, 2-8 (.250); 2021-22, 1-6 (.167);
TOTALS: 5-20 (.250)

Position
FORWARD

NBA Years
3

Height/Weight
6-6/285

Birthdate
JULY 6, 2000

Birthplace
SALISBURY, N.C.

College
DUKE

High School
SPARTANBURG DAY SCHOOL
(Spartanburg, S.C.)

1 ZION WILLIAMSON



Transactions: Selected by New Orleans with the first pick in the 2019 NBA Draft...Signed by New Orleans on 7/1/19...Signed contract extension with New Orleans on 7/6/22.

2021-22 Season: Missed the entire regular season due to a right foot injury.

Professional: In 85 career appearances (all starts) with New Orleans, averaging 25.7 points, 7.0 rebounds, and 3.2 assists, while shooting .604 from the floor, .333 from three-point range and .683 from the free throw line...Has scored in double-figures 84 times, including 49 performances of 20 or more points...**2020-21 Season:** Scored in double-figures in all contests, including 33 games of 20 or more points and 21 30-plus point performances... Shot .611 from the floor (8th in NBA), .294 from deep, and .698 from the foul line...Named to the 2021 NBA All-Star Game, becoming the 10th player in NBA history to earn All-Star recognition prior to turning 21, and the fourth youngest player in NBA history behind Kobe Bryant, LeBron James and Magic Johnson...Recorded 20-plus points in 25 straight games (2/5-4/6), marking the longest streak in NBA history for a player under 21 years old. He secured the record in the Pelicans' win over the Lakers on 3/23...Averaged 27.0 points on .611 shooting from the floor, becoming the first player in NBA history to average 27 points on .600 shooting for an entire season. Williamson becomes the fourth player in NBA history to average at least 24 points on 60% shooting for a season, joining elite company (Kevin McHale (BOS) 1986-87: 26.1 PPG; .604 FG%, Kareem Abdul-Jabbar (LAL) 1979-80: 24.8 PPG; .604 FG% and Wilt Chamberlain (PHI) 1966-67: 24.1 PPG; .683 FG%)...Through first 60 career games, scored 1,457 points, trailing only Michael Jordan (1,664) for the most in the last 40 seasons, and posted 20-plus points 49 times, trailing only Jordan (52) for the most 20-point performances...Scored his 2,000th career point at the 8:42 mark of the second quarter at SAS (4/24). It only took Williamson 79 games to reach 2,000 career-points, which is the quickest to score 2,000 points in Pelicans franchise history. Chris Paul (111 games) and Anthony Davis (119 games) are the next quickest players to score 2,000 career-points in franchise history. This also marks the fewest number of games needed to reach 2,000 points since Michael Jordan (73 games) in 1985...Finished with his third-best scoring performance of his career, tallying 37 points on 15-of-28 (.536) field goals vs. PHI (4/9). To go along with his scoring, Williamson set a new career-high in rebounds with 15, tallying his 12th double-double on the season. Williamson also matched his career-high with eight assists. He is the second player in franchise history to record a stat line of at least 37 points, 15 rebounds and eight assists, joining DeMarcus Cousins...Scored 16 points, which ended his streak of scoring 20-plus points in 25 straight games at BKN (4/7)...Recorded his fifth 30-point game while shooting over .750 from the field, becoming the first player in NBA history to do so before turning 21 years old. Only Shaquille O'Neal (3) and Kevin Garnett (2) have also recorded multiple such games...Scored a career-high 39 points, his 11th game scoring 30-plus points on the season to go along with 10 rebounds, his 11th double-double on the season and his second game of 30-plus points and 10-plus rebounds. Williamson also recorded five assists, two blocks and one steal vs. DEN (3/26)...Averaged 27.3 points on .647 shooting from the floor in the month of February, becoming the first player to average at least 25 points while shooting .600 shooting from the floor in a month since Shaquille O'Neal in January of 2005 (min. 15 games)...In 40 minutes played, notched 28 points, 10 boards, four assists and one block vs. BOS (2/21)...Notched an impressive outing in his 50th career game, recording 31 points on 13-of-16 (.812) shooting from the floor at MEM (2/16). Through his first 50 games, Williamson posted 1,180 career points, ranking first among active players through their first 50 games (Blake Griffin ranks second with 1,144), recorded his ninth career 30-point outing, tying

CAREER HIGHS

PTS	39 DEN 3/26/21
FGM	16 (Twice)
FGA	28 PHI 4/9/21
3FGM	4 SAS 1/22/20
3FGA	4 SAS 1/22/20
FTM	13 @LAL 2/25/20
FTA	19 @LAL 2/25/20
OREB	8 @SAS 2/27/21
DREB	12 PHI 4/9/21
TREB	15 PHI 4/9/21
ASTS	8 (3 Times)
STLS	5 SAS 12/27/20
BLKS	3 (Twice)
MINS	42 (Twice)

Blake Griffin for the most by an active player in their first 50 games, and notched a .600 shooting percentage, ranking fourth all-time in NBA history for the highest field goal percentage in a player's first 50 games (min. 250 FGA)...Shot a career-best 14-of-15 (.933) from the floor and 8-of-11 (.727) from the free throw line, scoring 36 points to go along with four assists and two steals at DAL (2/12)...Recorded his 1,000th career point in his 44th career regular season game as a pro at IND (2/5). He became first player since Blake Griffin to get to 1,000 points by their 44th career game, and the two players are tied for the shortest amount of games to get there by active players...Finished with 31 points on 13-of-15 shooting from the field, including a perfect 5-of-5 from the free throw line at SAC (1/17). Williamson's field goal percentage (.866) is the highest shooting percentage in a 30-point game in Pelicans franchise history and also became the youngest player in the last 35 seasons with at least 30 points while shooting 85-percent or better from the field, while going perfect at the charity stripe...Snatched a career-high five steals, to go along with 18 points, 11 rebounds and one block vs. SAS (12/27)...**2019-20 Season:** Appeared in 24 games (all starts) for New Orleans in his rookie campaign, averaging 22.5 points, 6.3 rebounds, and 2.1 assists in 27.8 minutes per game...Scored in double-figures in all but one contest, including 19 games of 20 or more points and three 30-plus point performances...Shot .583 from the floor, .429 from deep, and .640 from the foul line...Holds the second-highest scoring average through his first 24 career games since 1983, trailing only Michael Jordan (24.8)...Among all rookies (no qualifiers), Williamson ranked first in PPG, FGM (8.8), 0-RPG (2.7) and second in RPG...Averaged 16.8 points in the paint, ranked second in the NBA, 4.2 second chance points, ranked fourth in the NBA, and 3.6 fast-break points, ranked 12th in the NBA...Selected to participate in the 2020 Rising Stars Game at NBA All-Star Weekend in Chicago as a member of Team USA, tallying 14 points, one assist, and two rebounds...Prior to the NBA restart, averaged 23.6 points, 6.8 rebounds, and 2.2 assists in 19 games (all starts)...Tallied 20-plus points in 13 consecutive games from 1/31-3/4, the second-longest 20-point streak by a rookie since 2000 (Blake Griffin - 14, 2010-11)...Scored a season-best 35 points on 12-of-16 from the floor and 11-of-13 from the foul line vs. LAL (3/1)...Notched 30-plus points for the second consecutive game, racking up 32 points to go along with six rebounds vs. OKC (2/13)...Earned Kia NBA Western Conference Rookie of the Month honors for February, appearing in nine games while averaging 25.7 points on .563 shooting from the floor, 6.2 rebounds (including 3.2 offensive), 2.6 assists and 1.0 steals...Finished with 31 points on 10-of-17 shooting to go with nine rebounds and five assists vs. POR (2/11)...Williamson became just the fourth Pelicans rookie to score 30 points, joining JR Smith, Darren Collison and Marcus Thornton, and became just the seventh rookie to post at least 31 points, nine rebounds and five assists in one of his first nine career games, and the first since 1992 (Tom Gugliotta)...Scored 24 points on 9-of-15 from the floor to go along with six boards and three assists vs. MEM (1/31)...Notched his first career double-double with 21 points and 11 boards vs. BOS (1/26)...Made his NBA debut vs. SAS (1/22), tallying 22 points, seven rebounds, and three assists. Scored 17 straight points in the fourth quarter in which he shot 6-of-8 from the field and a perfect 4-of-4 from deep...Williamson became the first player in NBA history to score at least 22 points while playing less than 20 minutes in his debut game.

College (2018-19): NCAA Player of the Year by Naismith, Wooden, NABC, USBWA, AP and The Sporting News...Only the third freshman to receive the AP honor in its 58-year history, joining Kentucky's Anthony Davis and Texas's Kevin Durant...Recipient of the Karl Malone Award, honoring the top power forward in college basketball...Selected as the National Freshman of the Year by both the NABC and USBWA...Consensus All-America First Team selection...Finished 16th nationally and second in the ACC in scoring (22.6 ppg)...Ranked second in the nation in field goal percentage with .680, the second-highest single-season mark in ACC history...Ranked third in the ACC in rebounding (8.9 rpg), second in steals (2.12 spg), and fifth in blocks (1.79 bpg)...Helped Duke to an ACC Championship and an Elite Eight appearance, averaging 26.4 points and 9.1 rebounds over seven postseason games...ACC Player of the Year and ACC Tournament MVP.

High School: Five-star recruit ranked as the No. 2 overall prospect in the class of 2018 by ESPN...Honored as a McDonald's All-American...Represented Team USA at the Nike Hoop Summit...Rated as the No. 5 overall prospect and the No. 3 small forward in the class by Rivals.com...Ranked No. 5 overall and the No. 1 power forward in the 2018 recruiting class by Scout.com...Ranked No. 5 overall and the No. 1 power forward in the 2018 24/7 Sports composite list...Led Spartanburg Day School to three consecutive South Carolina Class AA state championships...Averaged 36.4 points, 11.4 rebounds and 3.5 assists during his high school career...Racked up 37 points, 17 rebounds and six blocks in the 2018 state championship game and 51 points in the 2017 edition...Named by USA Today to the 2017 and 2018 American Family Insurance All-USA Boys Basketball First Team...Led the USA Red Team to the 2017 Adidas Nations Championship.

Personal: Full name is Zion Lateef Williamson...Didn't play football in high school but was offered a scholarship by LSU...Enjoys writing poetry, listening to Jay-Z, and watching Naruto...Has a brother, Noah...His mother Sharonda ran track at Livingstone College, and his stepfather Lee Anderson played basketball at Clemson...Introduced his signature shoe, the Jordan Zion 1, on April 20, 2021...Favorite 2K is 2K13...Favorite place to eat in New Orleans is Dragos...Favorite athlete outside of basketball is Serena Williams...Favorite movie is He Got Game...Favorite TV show is Naruto.

NBA REGULAR SEASON STATS

SEASON	TEAM	GP	MIN	FGM	FGA	FG%	FTM	FTA	FT%	OREB	DREB	TREB	AST	TO	STL	BLK	PF	PTS	PPG	RPG	APG
2019-20	NOP	24	668	210	360	0.583	114	178	0.640	64	86	150	50	59	16	9	42	540	22.5	6.3	2.1
2020-21	NOP	61	2026	634	1037	0.611	369	529	0.698	167	274	441	226	167	57	39	135	1647	27.0	7.2	3.7
TOTALS	--	85	2694	844	1397	0.604	483	707	0.683	231	360	591	276	226	73	48	177	2187	25.7	7.0	3.2

3-POINT FG: 2019-20, 6-14 (.429); 2020-21, 10-34 (.294); TOTALS: 16-48 (.333)

TWO-WAY PLAYER

Position:
GUARD

NBA Years:
ROOKIE

Height/Weight:
6-5/183

Birthdate:
MAY 26, 2000

Birthplace:
NORFOLK, VA.

College:
N.C. STATE

High School:
LAKE TAYLOR
(Norfolk, VA.)

O DEREON SEABRON



Transactions: Undrafted in the 2022 NBA Draft...Signed by New Orleans to a two-way contract on 9/9/22.

College (N.C. State: 2020-22): Appeared in 24 games (eight starts), averaging 5.2 points and 3.9 rebounds per game...Settled in as season progressed, averaging 8.4 points per game over last eight outings of the season and had all three double-digit scoring games of the season during that stretch...Led team in scoring once, rebounds four times, assists once, steals three times and blocks once...Named ACC Freshman of the Week on March 8th after posting career-highs in points (17), rebounds (13) and blocks (3) in win at Notre Dame...Made first career start on Feb. 3 against Virginia...Started seven of the final eight games of the season... Tied for team-high with seven rebounds in win over North Carolina on Dec. 23...Had season-high three assists three times, including wins at Wake Forest and Virginia...Had first career double-digit scoring performance with 14 points and added a then season-best nine rebounds in win at Wake Forest...Scored 11 points and added eight rebounds in ACC second round game against Syracuse...Was named 2022 ACC Most Improved Player Award and was named Second Team All-ACC in 2022...**Freshman (2020-21):** Redshirted his freshman season.

High School: Ranked as four-star and #102 overall recruit by 247Sports.com...Attended Massanutten Military Academy (Woodstock, Va.) for post-grad year in 2018-19...Helped lead the Colonels to 32-4 record as team advanced to the Final Four of National Prep Championship... Graduated from Lake Taylor High School in Norfolk, Va...Was named Virginia High School League Class 4A Player of the Year in 2017-18... Led Titans to Class 4 State title, the first in program history...Scored 24 points and had nine rebounds in double-overtime win in the state championship game...Averaged 22.5 points and 11 rebounds per game as a senior...Named Class 4A Region Player of the Year and All-Tidewater Player of the Year...Averaged 17.2 points and 7 rebounds per game as a junior in 2016-17...Named All-4A East Region Team, First-Team All-Conference 17 and Second-Team All-Tidewater...As a sophomore in 2015-16 helped lead Lake Taylor to its first state championship game appearance in school history.

Personal: Has two younger brothers and one younger sister...Favorite basketball shoes are Kobe's...Z's Pizza is his favorite place to eat in New Orleans...Muhammad Ali is his favorite athlete outside of basketball...Favorite T.V. show is the Walking Dead.



2021-22 SEASON

2021-22 ROSTER & STATS

Record: 36-46

West: 25-27

East: 11-19

Division: 6-10

Home: 19-22

Road: 17-24

Overtime: 1-2

Head Coach: Willie Green, Detroit Mercy

Assistant Coaches: Jarron Collins, Stanford; Casey Hill, Trinity; Fred Vinson, Georgia Tech;

Teresa Weatherspoon, Louisiana Tech

VP of Player Care & Performance: Aaron Nelson, Iowa State

2021-22 Final Roster

No.	Player	Position	Height	Weight	Birthdate	Prior to NBA/Country	NBA Yrs
15	Jose Alvarado	G	6-1	179	4/12/1998	Georgia Tech/USA	1
12	Gary Clark*	F	6-6	225	11/16/1994	Cincinnati/USA	4
4	Devonte' Graham	G	6-6	195	2/22/1995	Kansas/USA	4
2	Jared Harper*	G	5-10	175	9/14/1997	Auburn/USA	3
10	Jaxson Hayes	C	6-11	220	5/23/2000	Texas/USA	3
9	Willy Hernangómez	C	6-11	250	5/27/1994	Real Madrid (Spain)/Spain	6
14	Brandon Ingram	F	6-8	190	9/2/1997	Duke/USA	6
5	Herbert Jones	F	6-7	206	10/6/1998	Alabama/USA	1
13	Kira Lewis Jr.	G	6-1	170	4/6/2001	Alabama/USA	2
8	Najai Marshall	F	6-6	220	1/24/1998	Xavier (OH)/USA	2
3	CJ McCollum	G	6-3	190	9/19/1991	Lehigh/USA	9
25	Trey Murphy III	F	6-8	208	6/18/2000	Virginia/USA	1
22	Larry Nance Jr.	F	6-7	245	1/1/1993	Wyoming/USA	7
21	Tony Snell	G	6-6	215	11/10/1991	New Mexico/USA	1
41	Garrett Temple	G/F	6-5	195	5/8/1986	Louisiana State/USA	12
17	Jonas Valanciūnas	C	7-0	265	5/6/1992	Lietuvos Rytas/Lithuania	10
1	Zion Williamson	F	6-6	284	7/6/2000	Duke/USA	2

*Two-Way Player

2021-22 Final Statistics

Player	G	GS	MIN	FG	FGA	PCT	3FG	3FGA	PCT	FT	FTA	PCT	OFF	DEF	TOT	AST	PF	DO	STL	TO	BLK	PTS	AVG
Ingram	55	55	1869	453	983	.461	74	226	.327	266	322	.826	35	285	320	307	119	0	34	151	26	1246	22.7
McCollum (TOT)	62	62	2145	536	1164	.460	182	469	.388	116	170	.682	53	216	269	315	121	0	70	127	22	1370	22.1
McCollum (NO)	26	26	878	246	499	.493	71	180	.394	68	102	.667	19	97	116	152	44	0	34	57	1	631	24.3
Valanciunas	74	74	2240	510	938	.544	57	158	.361	237	289	.820	226	617	843	190	247	4	41	179	60	1314	17.8
Hart	41	40	1374	195	386	.505	42	130	.323	116	154	.753	53	265	318	168	118	1	45	81	11	548	13.4
Alexander-Walker	50	19	1317	237	632	.375	95	305	.311	70	97	.722	36	128	164	139	88	0	41	85	19	639	12.8
Graham	76	63	2162	296	815	.363	192	563	.341	118	140	.845	37	140	177	316	95	0	71	105	12	902	11.9
Jones	78	69	2335	274	576	.476	57	169	.337	137	163	.840	98	198	296	167	238	5	130	100	60	742	9.5
Hernangomez	70	28	1938	245	398	.616	20	57	.351	144	188	.766	115	200	315	43	155	1	33	54	55	654	9.3
Haynes	50	8	839	170	327	.520	4	12	.333	109	141	.773	143	195	338	63	97	0	21	51	19	453	9.1
Harper	5	0	43	14	26	.538	5	12	.417	4	4	1.000	2	0	2	14	5	0	4	2	1	37	7.4
Nance (TOT)	46	11	1040	129	247	.522	23	70	.329	40	57	.702	172	176	248	81	84	0	43	37	20	321	7.0
Nance (NO)	9	0	182	27	49	.551	4	8	.500	8	8	1.000	14	25	39	8	17	0	5	10	7	66	7.3
Alvarado	54	1	834	131	294	.446	32	110	.291	36	53	.679	25	75	100	152	73	0	71	40	7	330	6.1
Lewis	24	0	341	59	146	.404	15	58	.224	10	12	.833	9	30	39	49	17	0	11	26	1	141	5.9
Marshall	35	4	735	109	269	.405	21	105	.200	74	93	.796	38	104	142	62	69	1	33	46	8	313	5.7
Murphy	62	1	864	109	277	.394	71	186	.382	45	51	.882	47	100	147	38	60	0	23	16	7	334	5.4
Tempke	59	16	1098	111	295	.376	59	185	.319	28	41	.685	29	114	143	74	81	0	43	42	23	309	5.2
Snell (TOT)	53	12	822	69	171	.404	45	128	.352	4	4	1.000	16	87	103	28	70	0	16	19	9	187	3.5
Snell (NO)	15	2	277	33	74	.446	21	53	.396	1	1	1.000	5	26	31	8	26	0	8	2	8	88	5.9
Wallace	6	0	75	7	20	.350	2	8	.250	1	5	.200	0	8	8	1	7	0	3	2	1	17	2.8
Satoransky	32	3	481	32	107	.299	5	31	.161	19	25	.760	18	46	64	76	33	0	14	23	1	88	2.8
Clark	38	3	378	33	88	.375	28	70	.400	7	10	.700	23	67	90	18	20	0	13	10	7	101	2.7
Johnson (TOT)	23	0	167	17	39	.436	0	4	.000	7	12	.583	28	33	61	9	18	0	5	12	0	41	1.8
Johnson (NO)	4	0	28	3	10	.300	0	0	0	0	0	0	3	4	.750	7	6	13	1	0	0	9	2.3
Louzada	2	0	7	0	3	.000	0	3	.000	0	0	0	0	0	0	2	1	0	0	0	0	0	0.0
PELICANS	82	-	19755	3294	7212	.457	873	2629	.332	1501	1903	.789	981	2726	3707	2047	1612	12	680	1153	328	8962	109.3
OPPONENTS	82	-	19755	3301	7009	.471	1064	2913	.365	1377	1753	.786	759	2666	3425	2039	1681	9	605	1164	391	9043	110.3

2021-22 FINAL RESULTS

G	Date	H/A	OPP	W/L	Score	New Orleans High Scorer	New Orleans High Rebounds	New Orleans High Assists	Opponent High Scorer	Atten.
1	Oct. 20	H	PHI	L	97-117	Ingram-25	Valanciunas-12	Ingram-6	Korkmaz-22	12,845
2	Oct. 22	A	CHI	L	112-128	Ingram-26	Ingram-8	Ingram-8	LaVine-32	20,995
3	Oct. 23	A	MIN	L	89-96	Ingram-30	Valanciunas-17	Ingram-4	Towns-25	15,343
4	Oct. 25	A	MIN	W	107-98	Ingram-27	Valanciunas-23	Graham-7	Towns-32	14,435
5	Oct. 27	H	ATL	L	99-102	Graham-21	Valanciunas-15	Graham-6	Young-31	15,541
6	Oct. 29	H	SAC	L	109-113	Valanciunas-24	Valanciunas-13	Ingram-6	Fox-23	17,507
7	Oct. 30	H	NYK	L	117-123	Valanciunas-27	Valanciunas-14	Graham-8	Barrett-25	16,508
8	Nov. 2	A	PHX	L	100-112	Valanciunas-23	Valanciunas-14	Graham-6	Bridges-22	14,323
9	Nov. 3	A	SAC	L	99-112	Graham-16	Valanciunas-11	Graham-7	Barnes-23	12,480
10	Nov. 5	A	GSW	L	85-126	Valanciunas-20	Valanciunas-15	Satoransky-4	Poole-26	18,064
11	Nov. 8	A	DAL	L	92-108	Hart-22	Valanciunas-11	Graham-10	Doncic-25	19,231
12	Nov. 10	H	OKC	L	100-108	Alexander-Walker-33	Valanciunas-15	Temple-5	Dort-27	19,355
13	Nov. 12	H	BKN	L	112-120	Valanciunas-20	Valanciunas-12	Graham-6	Harden-39	14,650
14	Nov. 13	H	MEM	W	112-101	Alexander-Walker-21	Valanciunas-9	Hart-11	Brooks-23	14,358
15	Nov. 15	A	WAS	L	100-105	Ingram-31	Hart-12	Hart-5	Indiwallie-27	19,914
16	Nov. 17	A	MIA	L	98-113	Alexander-Walker-24	Valanciunas-8	Ingram-5	Butler-31	13,600
17	Nov. 19	H	LAC	W	94-81	Valanciunas-26	Valanciunas-13	Ingram-5	George-19	15,274
18	Nov. 20	A	IND	L	94-111	Valanciunas-19	Valanciunas-13	Alexander-Walker-4	Sabonis-20	15,081
19	Nov. 22	H	MIN	L	96-110	Hernandez-19	Hernandez-11	Lewis-6	Towns-28	15,689
20	Nov. 24	H	WAS	W	127-102	Ingram-26	Valanciunas-15	Alexander-Walker-5	Beal-25	14,659
21	Nov. 26	A	UTA	W	98-97	Ingram-21	Valanciunas-10	Ingram-5	Bogdanovic-23	18,306
22	Nov. 27	A	UTA	L	105-127	Hayes-15	Valanciunas-12	Alvarado-5	Mitchell-21	18,306
23	Nov. 29	A	LAC	W	123-104	Valanciunas-39	Valanciunas-15	Hart-9	George-27	15,691
24	Dec. 1	H	DAL	L	107-139	Ingram-29	Hernandez-5	Graham-6	Doncic-28	16,558
25	Dec. 3	A	DAL	W	107-91	Ingram-24	Hernandez-15	Ingram-12	Doncic-21	19,278
26	Dec. 5	A	HOU	L	108-118	Ingram-40	Hernandez-15	Alexander-Walker-5	Gordon-23	14,711
27	Dec. 8	H	DEN	L	114-120*	Valanciunas-27	Valanciunas-11	Hart-8	Jokic-39	15,035
28	Dec. 10	H	DET	W	109-93	Ingram-26	Hart-13	Ingram-5	Lyles-18	15,828
29	Dec. 12	A	SAS	L	97-112	Ingram-27	Valanciunas-12	Ingram-9	Poeltl-24	14,990
30	Dec. 15	A	OKC	W	113-110	Ingram-34	Valanciunas-16	Graham-8	Gilgous-Alexander-33	13,253
31	Dec. 17	H	MIL	W	116-112*	Graham-26	Hart-15	Hart-8	Holiday-40	15,504
32	Dec. 21	H	POR	W	111-97	Ingram-28	Valanciunas-16	Ingram-8	Lillard-39	15,272
33	Dec. 23	A	ORL	W	110-104	Ingram-31	Hernandez-16	Graham-6	Anthony-22	13,954
34	Dec. 26	A	OKC	L	112-117	Hart-29	Hernandez-16	Graham-8	Gilgous-Alexander-31	15,608
35	Dec. 28	H	CLE	W	108-104	Jones-26	Valanciunas-10	Graham-5	Rubio-27	15,835
36	Jan. 1	A	MIL	L	113-156	Hayes-23	Hart-11	Hart-9	Antetokounmpo-35	17,341
37	Jan. 3	H	UTA	L	104-115	Valanciunas-25	Valanciunas-9	Ingram-7	Mitchell-29	15,557
38	Jan. 4	H	PHX	L	110-123	Graham-28	Valanciunas-16	Graham-6	Booker-33	15,058
39	Jan. 6	H	GSW	W	101-96	Ingram-32	Ingram-11	Ingram-6	Wiggins-15	15,986
40	Jan. 9	A	TOR	L	101-105	Ingram-22	Valanciunas-17	Temple-6	VanVleet-32	---
41	Jan. 11	H	MIN	W	128-124	Ingram-33	Valanciunas-12	Ingram-9	Edwards-28	15,155
42	Jan. 13	H	LAC	W	113-89	Ingram-24	Valanciunas-16	Graham-7	Mann-15	15,406
43	Jan. 15	A	BKN	L	105-120	Ingram-22	Hart-11	Ingram-8	Harden-27	17,034
44	Jan. 17	A	BOS	L	92-104	Valanciunas-22	Valanciunas-14	Ingram-6	Tatum-27	19,156
45	Jan. 20	A	NYK	W	102-91	Valanciunas-18	Valanciunas-10	Ingram-6	Robinson-17	16,168
46	Jan. 24	H	IND	W	117-113	Graham-25	Valanciunas-12	Alexander-Walker-6	Washington-21	15,581
47	Jan. 25	A	PHI	L	107-117	Alexander-Walker-31	Hernandez-16	Alexander-Walker-5	Embid-42	20,121
48	Jan. 28	H	DEN	L	105-116	Jones-19	Hernandez-16	Graham-5	Jokic-29	15,254
49	Jan. 29	H	BOS	L	97-107	Alvarado-19	Hart-13	Alexander-Walker-5	Tatum-38	16,168
50	Jan. 31	A	CLE	L	90-93	Graham-20	Hernandez-10	Alexander-Walker-5	Goodwin-21	17,637
51	Feb. 1	A	DET	W	111-101	Ingram-26	Valanciunas-13	Alvarado-6	Joseph-18	15,499
52	Feb. 4	A	DEN	W	113-105	Jones-25	Hayes-11	Ingram-6	Jokic-25	16,152
53	Feb. 6	A	HOU	W	120-107	Ingram-33	Hart-7	Ingram-12	Wood-22	15,702
54	Feb. 8	H	HOU	W	110-97	Ingram-26	Jones-11	Graham-8	Porter-27	15,121
55	Feb. 10	H	MIA	L	97-112	Alvarado-17	Valanciunas-9	McCollum-5	Adebayo-29	16,672
56	Feb. 12	H	SAS	L	114-124	McCollum-36	Valanciunas-12	McCollum-5	Murray-31	16,615
57	Feb. 14	H	TOR	W	120-90	McCollum-23	Ingram-11	Ingram-8	VanVleet-20	15,319
58	Feb. 15	H	MEM	L	109-121	McCollum-30	McCollum-6	McCollum-7	Jones-27	15,901
59	Feb. 17	H	DAL	L	118-125	McCollum-38	Valanciunas-18	Ingram-8	Doncic-49	15,906
60	Feb. 25	A	PHX	W	117-102	McCollum-32	Valanciunas-17	Ingram-7	Booker-30	19,071
61	Feb. 27	A	LAL	W	123-95	McCollum-22	Valanciunas-10	Ingram-8	James-52	17,536
62	Mar. 2	H	SAC	W	125-95	Ingram-33	Valanciunas-14	McCollum-9	Fox-25	15,490
63	Mar. 4	H	UTA	W	124-90	Ingram-29	Hernandez-19	Ingram-6	Mitchell-14	16,178
64	Mar. 6	A	DEN	L	130-138*	Ingram-38	Valanciunas-14	McCollum-9	Jokic-46	14,962
65	Mar. 8	A	MEM	L	111-132	McCollum-32	Hernandez-19	McCollum-11	Morant-24	16,433
66	Mar. 9	H	ORL	L	102-108	McCollum-32	Valanciunas-15	McCollum-8	Anthony-19	15,633
67	Mar. 11	H	CHA	L	120-142	Murphy-32	Murphy-9	Jones-8	Bridges-26	16,838
68	Mar. 13	H	HOU	W	130-105	Valanciunas-32	Marshall-10	Alvarado-10	Green-17	15,683
69	Mar. 15	H	PHX	L	115-131	Jones-22	Valanciunas-12	McCollum-9	Booker-27	16,789
70	Mar. 18	A	SAS	W	124-91	McCollum-20	Valanciunas-12	Alvarado-5	Vassell-18	18,354
71	Mar. 20	A	ATL	W	117-112	Valanciunas-26	Hayes-12	McCollum-8	Gallinari-27	17,123
72	Mar. 21	A	CHA	L	103-106	McCollum-27	Valanciunas-18	McCollum-6	Ball-17	13,351
73	Mar. 24	H	CHI	W	126-109	Graham-30	Valanciunas-19	Alvarado-7	LaVine-39	13,973
74	Mar. 26	H	SAS	L	103-107	McCollum-32	Valanciunas-11	Valanciunas-6	KaJohnson-21	13,097
75	Mar. 27	H	LAL	W	116-108	Ingram-26	Valanciunas-12	McCollum-6	James-39	18,516
76	Mar. 30	A	POR	W	117-107	Ingram-25	Valanciunas-11	Ingram-6	Eubanks-21	18,551
77	Apr. 1	A	LAL	W	114-111	McCollum-32	Valanciunas-12	Ingram-7	James-38	18,997
78	Apr. 3	A	LAC	L	100-119	McCollum-19	Hayes-10	McCollum-4	Morris-22	16,840
79	Apr. 5	A	SAC	W	123-109	McCollum-23	Hayes-12	Ingram-8	Jones-22	16,047
80	Apr. 7	H	POR	W	127-94	McCollum-23	Hernandez-14	Alvarado-9	Eubanks-20	12,432
81	Apr. 9	A	MEM	L	114-141	McCollum-16	Hernandez-10	Alvarado-5	Brooks-23	17,207
82	Apr. 10	H	GSW	L	107-128	Marshall-32	Hernandez-9	Harper-9	Thompson-41	16,595

*overtime

NEW ORLEANS - TEAM HIGHS & LOWS

	Highs			Lows	
Total Points	130		Twice	85	at GSW 5-Nov
Field Goals Made	52	vs. SAC	2-Mar	30	at WAS 15-Nov
Field Goals Att.	101*	at DEN	6-Mar	74	at WAS 15-Nov
Field Goal %	.591	vs. SAC	2-Mar	.348	at MIN 23-Oct
3-Pt. Field Goals Made	16		4 Times	4	vs. MEM 15-Feb
3-Pt. Field Goals Att.	51	at MIL	1-Jan	18	at IND 20-Nov
Free Throws Made	33	at PHX	25-Feb	5	vs. LAC 19-Nov
Free Throws Att.	41	at PHX	25-Feb	8	vs. LAC 19-Nov
Free Throw %	.947	at IND	20-Nov	.600	at SAS 12-Dec
Offensive Rebounds	23	vs. POR	7-Apr	3	at NYK 20-Jan
Defensive Rebounds	45		3 Times	16	vs. DAL 1-Dec
Total Rebounds	62	at MIN	23-Oct	29	at MEM 9-Apr
Assists	36	vs. TOR	14-Feb	14	at MIN 23-Oct
Steals	17		Twice	1	at SAC 3-Nov
Turnovers	30	at MIN	23-Oct	6	vs. LAC 13-Jan
Blocked Shots	11	vs. SAS	26-Mar	0	4 Times
1st Quarter Points	37	at LAC	29-Nov	14	at DAL 3-Dec
2nd Quarter Points	39	vs. HOU	13-Mar	13	at LAC 3-Apr
3rd Quarter Points	44	at LAL	27-Feb	16	at GSW 5-Nov
4th Quarter Points	40	vs. CHI	24-Mar	12	at SAC 3-Nov
1st Half Points	72	vs. WAS	24-Nov	34	vs. BOS 29-Jan
2nd Half Points	72	at LAL	27-Feb	37	at GSW 5-Nov
2nd Half Points w/ OT	73*	at DEN	6-Mar	57*	vs. DEN 8-Dec
Overtime Points	13*	vs. MIL	17-Dec	6*	at DEN 6-Mar

*Denotes Number of Overtime Periods

OPPONENTS - TEAM HIGHS & LOWS

	Highs			Lows	
Total Points	142	vs. CHA	11-Mar	81	vs. LAC 19-Nov
Field Goals Made	57	vs. DAL	1-Dec	29	Twice
Field Goals Att.	104	vs. MIL	17-Dec	69	vs. POR 7-Apr
Field Goal %	.687	vs. DAL	1-Dec	.305	vs. TOR 14-Feb
3-Pt. Field Goals Made	23	at MIL	1-Jan	7	5 Times
3-Pt. Field Goals Att.	50		Twice	24	vs. MEM 13-Nov
Free Throws Made	34*	at DEN	6-Mar	4	vs. LAC 19-Nov
Free Throws Att.	43*	at DEN	6-Mar	5	vs. LAC 19-Nov
Free Throw %	1.000	vs. PHX	15-Mar	.600	Twice
Offensive Rebounds	22	vs. UTA	4-Mar	3	3 Times
Defensive Rebounds	44	at MIL	1-Jan	23	vs. MIN 11-Jan
Total Rebounds	55		Twice	27	vs. POR 7-Apr
Assists	41		Twice	8	vs. TOR 14-Feb
Steals	13	at MIN	1-May	2	Twice
Turnovers	25	vs. HOU	29-Apr	5	vs. SAS 12-Feb
Blocked Shots	11	at ORL	23-Dec	1	3 Times
1st Quarter Points	45	vs. DAL	17-Feb	10	at SAS 18-Mar
2nd Quarter Points	48	vs. HOU	30-Jan	16	at GSW 5-Nov
3rd Quarter Points	46	at ATL	6-Apr	12	vs. DET 10-Dec
4th Quarter Points	43	at POR	16-Mar	12	vs. LAC 19-Nov
1st Half Points	79	at BKN	7-Apr	33	at SAS 18-Mar
2nd Half Points	81	vs. MIL	29-Jan	26	vs. LAC 19-Nov
2nd Half Points w/OT	71*	at MIN	1-May	56*	vs. DEN 8-Dec
Overtime Points	19*	at NYK	18-Apr	9*	vs. MIL 17-Dec

*- Denotes Number of Overtime Periods

NEW ORLEANS - INDIVIDUAL HIGHS

Total Points	40	Brandon Ingram	at HOU	5-Dec
Minutes	43*	Brandon Ingram*(2x)/CJ McCollum*		3 Times
Field Goals Made	15	Valančiūnas/Ingram(2x)/McCollum		4 Times
Field Goals Attempted	28	Brandon Ingram	at HOU	5-Dec
3-Point Field Goals Made	8*	Devonte' Graham	vs. MIL	17-Dec
3-Point Field Goals Attempted	14	Devonte' Graham	at ORL	23-Dec
Free Throws Made	11	Brandon Ingram		4 Times
Free Throws Attempted	15	Brandon Ingram	at OKC	15-Dec
Offensive Rebounds	9	Jonas Valančiūnas/Willy Hernangómez		Twice
Defensive Rebounds	16	Jonas Valančiūnas	vs. CHI	24-Mar
Total Rebounds	23	Jonas Valančiūnas	at MIN	25-Oct
Assists	12	Brandon Ingram		3 Times
Steals	6	Jose Alvarado/Herbert Jones		Twice
Turnovers	7	Brandon Ingram	at MIN	23-Oct
Blocked Shots	3			14 Times

*Denotes Number of Overtime Periods

OPPONENTS - INDIVIDUAL HIGHS

Total Points	49	Luka Dončić	at POR	16-Mar
Minutes	44*	Jrue Holiday	vs. MIL	17-Dec
Field Goals Made	18*	Jrue Holiday	vs. MIL	17-Dec
Field Goals Attempted	36*	Jrue Holiday	vs. MIL	17-Dec
3-Point Field Goals Made	8	Fred VanVleet	at TOR	9-Jan
3-Point Field Goals Attempted	17	Fred VanVleet	at TOR	9-Jan
Free Throws Made	18	Joel Embiid	at PHI	25-Jan
Free Throws Attempted	20	Joel Embiid	at PHI	25-Jan
Offensive Rebounds	7	J. Collins/J. Poeltl/M. Robinson/D. Sabonis/I. Zubac		5 Times
Defensive Rebounds	15	Andre Drummond/Giannis Antetokounmpo		Twice
Total Rebounds	17	Andre Drummond/Rudy Gobert		Twice
Assists	18	Chris Paul	at PHX	2-Nov
Steals	4			12 Times
Turnovers	8	Luka Dončić	vs. DAL	1-Dec
Blocked Shots	4			6 Times

*Denotes Number of Overtime Periods

NEW ORLEANS - TOP TEAM PERFORMANCES

Points

130	at Denver (OT) vs. Houston	6-Mar-22 13-Mar-22
128	vs. Minnesota	11-Jan-22
127	vs. Washington vs. Portland	24-Nov-21 7-Apr-22

Rebounds

61	at Minnesota	23-Oct-21
60	at Minnesota vs. Detroit	25-Oct-21 10-Dec-21
58	at San Antonio	18-Mar-22

FG Percentage

.591	vs. Sacramento (52-88)	2-Mar-22
.584	vs. Toronto (45-77)	14-Feb-22
.560	at Denver (42-75)	4-Feb-22
.553	vs. Minnesota (42-76)	11-Jan-22

Assists

36	vs. Toronto	14-Feb-22
34	vs. Milwaukee (OT)	17-Dec-21
33	vs. Washington vs. Minnesota	24-Nov-21 11-Jan-22
32	vs. Denver (OT)	8-Dec-21

Steals

17	at Phoenix vs. Houston	2-Nov-21 13-Mar-22
16	at L.A. Lakers at Portland	27-Feb-22 30-Mar-22

FT Percentage

.947	at Indiana (18-19)	20-Nov-21
.941	vs. Chicago (32-34)	24-Mar-22
.938	at Phoenix (15-16)	2-Nov-21
.935	vs. Indiana (29-31)	24-Jan-22
.917	vs. New York (22-24)	30-Oct-21

NEW ORLEANS - TOP INDIVIDUAL PERFORMANCES

Points

40	Brandon Ingram	at Houston	26-Mar-21
39	Jonas Valančiūnas	at LA Clippers	11-Apr-21
38	Brandon Ingram CJ McCollum	at Denver vs. Dallas	27-Mar-21 13-Jan-21

Rebounds

23	Jonas Valančiūnas	at Minnesota	25-Oct-21
19	Jonas Valančiūnas	vs. Chicago	24-Mar-22
18	Jonas Valančiūnas Jonas Valančiūnas	at Charlotte vs. Dallas	21-Mar-22 17-Feb-22

Assists

12	Brandon Ingram Brandon Ingram Brandon Ingram	at Denver at Houston at Dallas	4-Feb-22 6-Feb-22 3-Dec-21
11	Josh Hart CJ McCollum	vs. Memphis at Memphis	13-Nov-21 7-Mar-22

OPPONENTS - TOP TEAM PERFORMANCES

Points

142	vs. Charlotte	11-Mar-22
141	at Memphis	9-Apr-22
139	vs. Dallas	1-Dec-21
138	at Denver (OT)	6-Mar-22

Rebounds

56	vs. Oklahoma City	10-Nov-21
55	vs. Atlanta at San Antonio	27-Oct-21 12-Dec-21
52	vs. Utah at Memphis	4-Mar-22 8-Mar-22

FG Percentage

.687	vs. Dallas (57-83)	1-Dec-21
.605	vs. Golden State (49-81)	10-Apr-22
.598	vs. Charlotte (52-87)	11-Mar-22
.589	at Memphis (53-90)	9-Apr-22

Assists

41	vs. Charlotte at Memphis	11-Mar-22 9-Apr-22
36	at Golden State	5-Nov-21
35	vs. Phoenix	15-Mar-22
34	at Charlotte	21-Mar-22

Steals

14	vs. Minnesota	22-Nov-21
13	at Minnesota	23-Oct-21
12	Done Five Times	

FT Percentage

1.000	at Oklahoma City (19-19)	15-Dec-21
	vs. Phoenix (15-15)	15-Mar-22
.960	vs. Sacramento (24-25)	29-Oct-21
.950	at Toronto (19-20)	9-Jan-22
.944	at Phoenix (17-18)	2-Nov-21

OPPONENTS- TOP INDIVIDUAL PERFORMANCES

Points

49	Luka Dončić	vs. Dallas	17-Feb-22
46	Nikola Jokić	at Denver (OT)	6-Mar-22
42	Joel Embiid	at Philadelphia	25-Jan-22
41	Klay Thompson	vs. Golden State	10-Apr-22

Rebounds

17	Andre Drummond Rudy Gobert	vs. Philadelphia vs. Utah	20-Oct-21 3-Jan-22
16	Giannis Antetokounmpo Robert Williams	at Milwaukee vs. Boston	1-Jan-22 29-Jan-22

Assists

18	Chris Paul	at Phoenix	2-Nov-21
17	Davion Mitchell	at Sacramento	5-Apr-22
15	James Harden Chris Paul	at Brooklyn vs. Phoenix	15-Jan-22 4-Jan-22

*Denotes Number of Overtime Periods

DIVISION RECORDS

	Record	Home	Road	OT
OVERALL	36-46	19-22	17-24	1-2
Atlantic	2-8	1-4	1-4	
Central	6-4	5-0	1-4	1-0
Southeast	3-7	1-4	2-3	
EASTERN	11-19	7-8	4-11	1-0
Southwest	6-10	3-5	3-5	
Northwest	9-9	4-5	5-4	0-2
Pacific	10-8	5-4	5-4	
WESTERN	25-27	12-14	13-13	0-2

TEAM WINNING & LOSING STREAKS

	Overall	Home	Road
Longest Winning	4	4	5
Longest Losing	9	6	7

TEAM RECORD WHEN...

Equal or rebound opponent	30-25
Bench equals or outscores opponent bench	18-21
Lead at halftime	24-8
Tied at halftime	1-1
Trail at halftime	11-37
Lead or tied after third	30-7
Trail after third	6-39
Shoot equal or better than opponent	24-7
Outshot by opponent	11-39
Grab 50 or more rebounds	13-7
Grab 40 or more rebounds	29-37
Grab less than 40 rebounds	7-9
Shoot more free throws than opponent	22-22
Shoot equal or fewer free throws than opponent	14-24
Commit more turnovers than opponent	13-23
Commit equal or fewer turnovers	23-23

WIN/LOSS MARGINS

Margins	1	2	3	4	5	6	7	8	9	10	11	12	13	14	15
Won:	1	0	3	3	2	1	0	2	1	2	2	0	3	2	1
Lost:	0	0	3	3	2	3	2	3	0	4	2	3	2	1	4

Margins	16	17	18	19	20	21	22	23	24	25	26	27	28	29	30
Won:	2	1	0	1	0	0	0	0	1	2	0	0	1	0	2
Lost:	3	1	0	1	1	2	2	1	0	0	0	1	0	0	0

Margins	31	32	33	34	35	36	37	38	39	40	41	42	43	44	45+
Won:	0	0	2	1	0	0	0	0	0	0	0	0	0	0	0
Lost:	0	1	0	0	0	0	0	0	0	1	0	0	0	0	0

MONTHLY RECORD

	Won	Lost
Oct.	1	6
Nov.	5	11
Dec.	7	5
Jan.	5	10
Feb.	7	4
Mar.	8	7
Apr.	3	3

HOME ATTENDANCE

Games	41
Total	635,941
Average	15,511
High	18,516
Sellouts	2

SCORING

	-100	100+	110+	120+
New Orleans	2-14	34-32	28-14	13-2
Opponents	16-2	20-44	6-34	1-19

SHOOTING

	-40%	40-49%	50-59%	60%+
New Orleans	0-7	20-34	16-5	0-0
Opponents	10-0	20-20	6-24	0-2

BACK-TO-BACK GAMES

1st	2nd	Won 2	Lost 2
5-10	3-12	0	7

Offense	Overall Games	Record	Home Games	Record	Road Games	Record
+100	66	34-32	35	18-17	31	16-15
<100 points:	16	2-14	6	1-5	10	1-9

Defense	Overall Games	Record	Home Games	Record	Road Games	Record
+100	64	20-44	31	9-22	33	11-22
<100 points:	18	16-2	10	10-0	8	6-2

SCORING BY QUARTER

	1st	2nd	1st Half	3rd	4th	2nd Half	OT	Total
New Orleans	2,193	2,150	4,343	2,317	2,274	4,591	28	8,962
Average	26.7	26.2	53.0	28.3	27.7	56.0	9.3	109.3

	1st	2nd	1st Half	3rd	4th	2nd Half	OT	Total
Opponents	2,274	2,203	4,477	2,282	2,246	4,528	38	9,043
Average	27.7	26.9	54.6	27.8	27.4	55.2	12.7	110.3

STARTERS/BENCH SCORING

	Points	Average	Percentage
Starters	6,205	75.7	69.2
Bench	2,757	33.6	30.8

STARTERS/BENCH SCORING HIGHS & LOWS

	High	Low
Starters	100 vs. Milwaukee 17-Dec-21	38 at Utah 27-Nov-21
Bench	67 at Utah 27-Nov-21	10 at Dallas 8-Nov-21

PLAYER	MINUTES	FIELD GOALS	FREE THROWS	OFFENSIVE	- REBOUNDS - DEFENSIVE	TOTAL	ASSISTS	STEALS	TURNOVERS	BLOCKS	POINTS
JOSE ALVARADO	33C JAN. 25 at Phil.	10C MAR. 26 vs S.A.	4C(3) MAR. 20 at Atl.	3C MAR. 21 at Cha.	7C JAN. 13 vs LA-C	8C JAN. 13 vs LA-C	10C MAR. 13 vs Hou.	6C MAR. 13 vs Hou.	3C(5) MAR. 11 vs Cha.	2C JAN. 25 at Phil.	23C MAR. 26 vs S.A.
GARY CLARK	29 DEC. 28 vs Clev.	6C APR. 10 vs G.S.	2(2) FEB. 10 vs Miami	5C APR. 10 vs G.S.	8C FEB. 10 vs Miami	9C FEB. 10 vs Miami	3 APR. 10 vs G.S.	3C FEB. 10 vs Miami	2T(2) APR. 9 at Mem.	2 FEB. 8 vs Hou.	17C APR. 10 vs G.S.
DEVONTE' GRAHAM	39 OCT. 25 at Minn.	9 JAN. 4 vs Phoe.	9 MAR. 24 vs Chi.	3 MAR. 15 vs Phoe.	5(3) JAN. 13 vs LA-C	6(2) JAN. 13 vs LA-C	10 NOV. 8 at Dall.	4 NOV. 2 at Phoe.	5 NOV. 12 vs Brk.	1(12) MAR. 30 at Port.	30 MAR. 24 vs Chi.
JARED HARPER	20C APR. 10 vs G.S.	5C APR. 9 at Mem.	3C APR. 7 vs Port.	1C(2) APR. 10 vs G.S.	0	1T(2) APR. 10 vs G.S.	9C APR. 10 vs G.S.	3C APR. 9 at Mem.	1(2) APR. 9 at Mem.	1C DEC. 28 vs Clev.	12C APR. 9 at Mem.
JAXSON HAYES	38C(2) MAR. 21 at Cha.	10C APR. 5 at Sac.	7 MAR. 13 vs Hou.	7C APR. 3 at LA-C	9C APR. 5 at Sac.	12T(2) APR. 5 at Sac.	4T MAR. 2 vs Sac.	2(5) APR. 1 at LA-L	3T(2) MAR. 21 at Cha.	3(3) MAR. 26 vs S.A.	23C(2) APR. 5 at Sac.
WILLY HERNANGOMEZ	34 APR. 9 at Mem.	11T JAN. 25 at Phil.	8 JAN. 28 vs Den.	9C APR. 5 at Sac.	9(3) APR. 7 vs Port.	16(2) JAN. 28 vs Den.	5T NOV. 26 at Utah	3T NOV. 24 vs Wash.	4(2) JAN. 29 vs Bos.	3T JAN. 28 vs Den.	29C JAN. 25 at Phil.
BRANDON INGRAM	43(2) DEC. 17 vs Milw.	15(2) MAR. 2 vs Sac.	11(4) MAR. 30 at Port.	3 OCT. 23 at Minn.	11(2) FEB. 14 vs Tor.	12 NOV. 19 vs LA-C	12C(5) FEB. 6 at Hou.	4T DEC. 8 vs Den.	7T OCT. 23 at Minn.	3 FEB. 8 vs Hou.	40 DEC. 5 at Hou.
HERBERT JONES	40C MAR. 6 at Den.	10C DEC. 28 vs Clev.	6C(2) MAR. 11 vs Cha.	6C OCT. 23 at Minn.	7C(3) MAR. 18 at S.A.	11C FEB. 8 vs Hou.	8C MAR. 11 vs Cha.	6C MAR. 27 vs LA-L	4C(5) MAR. 13 vs Hou.	3C(5) MAR. 2 vs Sac.	26C DEC. 28 vs Clev.
KIRA LEWIS	32 NOV. 22 vs Minn.	7 NOV. 19 vs LA-C	2(3) DEC. 5 at Hou.	3T DEC. 1 vs Dall.	6C OCT. 29 vs Sac.	6C OCT. 29 vs Sac.	6T NOV. 22 vs Minn.	3 NOV. 19 vs LA-C	4C(2) NOV. 5 at G.S.	1 DEC. 3 at Dall.	16 NOV. 19 vs LA-C
NAJI MARSHALL	37C MAR. 13 vs Hou.	8C(2) APR. 10 vs G.S.	8C NOV. 20 at Ind.	4 MAR. 27 vs LA-L	7 MAR. 13 vs Hou.	10 MAR. 13 vs Hou.	7T MAR. 11 vs Cha.	4C FEB. 25 at Phoe.	3(5) APR. 10 vs G.S.	2C OCT. 20 vs Phil.	19 APR. 10 vs G.S.
CJ MCCOLLUM	43 MAR. 6 at Den.	15 FEB. 12 vs S.A.	8 FEB. 25 at Phoe.	3(2) MAR. 6 at Den.	8 FEB. 12 vs S.A.	11T FEB. 12 vs S.A.	11 MAR. 8 at Mem.	4 APR. 5 at Sac.	6 FEB. 12 vs S.A.	1 MAR. 26 vs S.A.	38 FEB. 17 vs Dall.
TREY MURPHY	28C MAR. 11 vs Cha.	12C MAR. 11 vs Cha.	6C FEB. 1 at Det.	4C(4) MAR. 11 vs Cha	6C NOV. 20 at Ind	9C MAR. 11 vs Cha	3C(3) MAR. 21 at Cha.	2C(5) APR. 10 vs G.S.	2C(2) OCT. 27 vs Atl.	2C NOV. 5 at G.S.	32C MAR. 11 vs Cha.
LARRY JR. NANCE	28 APR. 3 at LA-C	5 APR. 7 vs Port.	4 APR. 5 at Sac.	4 APR. 7 vs Port.	5(2) APR. 3 at LA-C	8 APR. 3 at LA-C	3 APR. 5 at Sac.	2 APR. 9 at Mem.	4 APR. 5 at Sac.	3 MAR. 26 vs S.A.	12 APR. 7 vs Port.
TONY SNELL	31 MAR. 9 vs Ori.	4(2) MAR. 4 vs Utah	1 APR. 9 at Mem.	2 FEB. 27 at LA-L	6 FEB. 25 at Phoe.	7 FEB. 25 at Phoe.	2 APR. 10 vs G.S.	2(2) APR. 10 vs G.S.	2(2) MAR. 11 vs Cha.	2 MAR. 8 at Mem.	11(2) MAR. 4 vs Utah
GARRETT TEMPLE	37 DEC. 28 vs Clev.	9 DEC. 26 at OKC.	3(2) NOV. 10 vs OKC.	3(5) JAN. 4 vs Phoe.	8 DEC. 3 at Dall.	9 DEC. 3 at Dall.	6 JAN. 9 at Tor.	5T JAN. 28 vs Den.	4(3) DEC. 17 vs Milw.	2(6) DEC. 26 at OKC.	22 DEC. 26 at OKC.
JONAS VALANCIUNAS	40 DEC. 17 vs Milw.	15 NOV. 29 at LA-C	8(4) MAR. 9 vs Ori.	9 OCT. 25 at Minn.	16 MAR. 24 vs Chi.	23 OCT. 25 at Minn.	6(5) APR. 1 at LA-L	4C MAR. 30 at Port.	5(5) MAR. 24 vs Chi.	3(2) DEC. 8 vs Den.	39C NOV. 29 at LA-C

PLAYER	MINUTES	FIELD GOALS	FREE THROWS	OFFENSIVE	- REBOUNDS - DEFENSIVE	TOTAL	ASSISTS	STEALS	TURNOVERS	BLOCKS	POINTS
PELICANS High Games	265 (3) MAR. 6 at Den.	52 MAR. 2 vs Sac.	33 FEB. 25 at Phoe.	23 APR. 7 vs Port.	45 (3) MAR. 18 at S.A.	61 OCT. 23 at Minn.	36 FEB. 14 vs Tor.	17 (2) MAR. 13 vs Hou.	30 OCT. 23 at Minn.	11 MAR. 26 vs S.A.	130 (2) MAR. 13 vs Hou.
PELICANS Low Games	240 (79) APR. 10 vs G.S.	30 NOV. 15 at Wash.	5 NOV. 19 vs LA-C	3 JAN. 20 at N.Y.	16 DEC. 1 vs Dall.	29 APR. 9 at Mem.	15 OCT. 23 at Minn.	1 NOV. 3 at Sac.	6 JAN. 13 vs LA-C	0 (4) APR. 10 vs G.S.	85 NOV. 5 at G.S.
OPPONENTS High Games	265 (3) MAR. 6 at Den.	57 DEC. 1 vs Dall.	34 MAR. 6 at Den.	22 MAR. 4 vs Utah	44 JAN. 1 at Milw.	56 NOV. 10 vs OKC.	41 (2) APR. 9 at Mem.	14 NOV. 22 vs Minn.	25 MAR. 13 vs Hou.	11 DEC. 23 at Orl.	142 MAR. 11 vs Cha.
OPPONENTS Low Games	240 (79) APR. 10 vs G.S.	29 (2) FEB. 14 vs Tor.	4 NOV. 19 vs LA-C	3 (3) APR. 7 vs Port.	23 JAN. 11 vs Minn.	27 APR. 7 vs Port.	8 FEB. 14 vs Tor.	2 (2) JAN. 13 vs LA-C	5 FEB. 12 vs S.A.	1 (3) APR. 1 at LA-L	81 NOV. 19 vs LA-C

"C" indicates a new career-high, "T" a tied career-high.

Numbers in parentheses indicate the number of games in which a player or team has reached a given total (if more than one).

LEADERSHIP

	Leadership (ties)*			Points			Reb 10+	Ast 10+	Double-Doubles		
	Pts	Reb	Ast	10+	20+	30+			Pt/Ast	Pt/Reb	20/10
Nickeil Alexander-Walker	5		7	33	6	2	2				
Jose Alvarado	2		8	12	1			1	1		
Gary Clark		1		5							
Devonte' Graham	7		18	49	9	1			1		
Jared Harper			1	2							
Josh Hart	2	9	8	32	6		12	1		11	2
Jaxson Hayes	3	5		29	5		4			4	2
Willy Hernangómez	1	15	1	25	1		12			9	1
Brandon Ingram	27	4	29	53	35	10	4	3	3	4	4
Herbert Jones	4	1	1	38	3		1			1	
Kira Lewis Jr.			1	7							
Naji Marshall	1	1		12			1			1	
CJ McCollum (NOP)	17	1	14	25	20	8	1	1	1	2	2
CJ McCollum (TOT)				59	39	10	2	1			
Trey Murphy III	1	1		8	2	1					
Larry Nance Jr. (NOP)				3							
Larry Nance Jr. (TOT)				11			3				
Tomáš Satoranský			5								
Tony Snell (NOP)				2							
Tony Snell (TOT)				3							
Garrett Temple			2	9	1						
Jonas Valančiūnas	15	54	3	68	22	3	52			50	20

* leaderships include ties

GAMES MISSED

Player	G	Reason	Player	G	Reason
Nickeil Alexander-Walker	3	Health and Safety Protocols	Kira Lewis Jr.	55	Right Knee; ACL/MCL Sprain
	1	Trade Pending	Didi Louzada	7	G League Assignment
Jose Alvarado	2	Two Way Transfer		25	League Suspension
	2	Not With Team		3	Left Knee Meniscus; Tear
	2	Health and Safety Protocols		5	Health and Safety Protocols
Zylan Cheatham	1	Not With Team		1	Trade Pending
	4	G League Assignment	Naji Marshall	1	Right Knee; Soreness
Wenyen Gabriel	1	Not With Team		3	Health and Safety Protocols
Devonte' Graham	3	Left Foot; Soreness	CJ McCollum	2	Health and Safety Protocols
	1	Left Ankle; Soreness	Trey Murphy III	4	Health and Safety Protocols
	1	Right Hip; Soreness		2	G League Assignment
	1	Right Knee; Soreness	Larry Nance Jr.	2	Right Knee; Soreness
Jared Harper	2	Not With Team		17	Right Knee; Arthroscopy
	4	Two Way Transfer	Miye Oni	1	Not With Team
Josh Hart	4	Right Quadriceps; Tendinitis	Tomáš Satoranský	4	Health and Safety Protocols
	3	Left Knee; Soreness		1	Trade Pending
	2	Left Ankle; Sprain	Garrett Temple	2	Left Ankle; Sprain
	1	Not With Team		2	Health and Safety Protocols
	2	Left Knee; Contusion	Anthony Tolliver	1	Not With Team
	1	Trade Pending	Jonas Valančiūnas	4	Non-Covid Illness
Willy Hernangómez	4	Health and Safety Protocols		1	Health and Safety Protocols
Daulton Hommes	1	Inactive – CD		1	Rest
	2	Right Peroneal; Soreness		2	Right Ankle; Soreness
	25	Right Fibular; Stress Fracture	Zion Williamson	82	Right Foot; Fracture
Feron Hunt	1	Not With Team			
	3	Inactive			
Brandon Ingram	7	Right Hip; Contusion			
	2	Left Achilles; Soreness			
	5	Right Ankle; Sprain			
	10	Right Hamstring; Soreness			
	3	Right Hamstring; Tightness			
Justin James	1	Not With Team			
Alize Johnson	3	Inactive			
Herbert Jones	1	Concussion			
	2	Left Ankle; Sprain			
	1	Right Tibia; Contusion			

Total Games Missed 338
Injury/Illness Only 243
Health And Safety Protocols 30



TEAM HISTORY

FRANCHISE YEAR-BY-YEAR

Season	Coach	Regular Season			Conference Finish	NBA Playoffs		
		W	L	Pct.		W	L	Pct.
2002-03	Paul Silas	47	35	.573	5th/Eastern	2	4	.333
2003-04	Tim Floyd	41	41	.500	5th/Eastern	3	4	.429
2004-05	Byron Scott	18	64	.220	15th/Western	--	--	--
2005-06	Byron Scott	38	44	.463	10th/Western	--	--	--
2006-07	Byron Scott	39	43	.476	10th/Western	--	--	--
2007-08	Byron Scott	56	26	.683	2nd/Western	7	5	.583
2008-09	Byron Scott	49	33	.598	7th/Western	1	4	.200
2009-10	Byron Scott, 3-6 Jeff Bower, 34-39	37	45	.451	11th/Western	--	--	--
2010-11	Monty Williams	46	36	.561	7th/Western	2	4	.333
2011-12	Monty Williams	21	45	.318	15th/Western	--	--	--
2012-13	Monty Williams	27	55	.329	14th/Western	--	--	--
2013-14	Monty Williams	34	48	.415	12th/Western	--	--	--
2014-15	Monty Williams	45	37	.549	8th/Western	0	4	.000
2015-16	Alvin Gentry	30	52	.366	12th/Western	--	--	--
2016-17	Alvin Gentry	34	48	.415	10th/Western	--	--	--
2017-18	Alvin Gentry	48	34	.585	6th/Western	5	4	.556
2018-19	Alvin Gentry	33	49	.402	13th/Western	--	--	--
2019-20	Alvin Gentry	30	42	.417	13th/Western	--	--	--
2020-21	Stan Van Gundy	31	41	.431	11th/Western	--	--	--
2021-22	Willie Green	36	46	.439	8th/Western	2	4	.333
Totals		740	864	.461		22	33	.400

FRANCHISE ALL-TIME HEAD COACHES

Name	Tenure	Games	Won	Lost	Pct.
Paul Silas	2002-03	82	47	35	.573
Tim Floyd	2003-04	82	41	41	.500
Byron Scott	2004-05 thru 2009-10	419	203	216	.484
Jeff Bower	2009-10	73	34	39	.466
Monty Williams	2010-11 thru 2014-15	394	173	221	.439
Alvin Gentry	2015-16 thru 2019-20	400	175	225	.438
Stan Van Gundy	2020-21	72	31	41	.431
Willie Green	2021-Present	82	36	46	.439

FRANCHISE ALL-TIME BASKETBALL EXECUTIVES

Name	Title	Year
Bob Bass	Executive Vice President of Basketball Operations	2002-03
Bob Bass	Executive VP of Basketball Operations/General Manager	2003-04
Allan Bristow	General Manager	2004-05
Jeff Bower	General Manager	2005-10
Dell Demps	Sr. VP of Basketball Operations and General Manager	2010-19
David Griffin	Executive VP of Basketball Operations	2019-Present

FRANCHISE ALL-TIME ASSISTANT COACHES

Name	Tenure	Name	Tenure
Randy Ayers	2010-15	David Miller	2005-07
Bob Beyer	2020-21	Robert Pack	2009-10, 2015-17
James Borrego	2010-12	Charlie Parker	2006-10
Jeff Bower	2003-04	Mike Penberthy	2017-19
Joe Boylan	2018-20	Paul Pressey	2007-10
Jeff Bzdelik	2019-20	Michael Ruffin	2019-20
Jim Clemons	2004-06	Stephen Silas	2002-03
Jarron Collins	2021-Present	Jan van Breda Kolff	2003-04
Bob Donewald Jr.	2002-03	Elvis Valcarrel	2016-18
Darren Erman	2015-19	Fred Vinson	2010-Present
Chris Finch	2017-20	Darrell Walker	2004-08
Tim Floyd	2009-10	Rex Walters	2020-21
Bryan Gates	2010-15	Teresa Weatherspoon	2020-Present
Kenny Gattison	2003-09	Phil Weber	2015-17
Alvin Gentry	2003-04	Rob Werdann	2009-10
Dave Hanners	2011-15		
Kevin Hanson	2013-19		
Brian Hill	2002-03		
Casey Hill	2020-Present		
Michael Malone	2010-11		
Jamelle McMillan	2016-18, 2019-20		

2020-21 ROSTER & STATS

RECORD: 31-41
WEST: 18-24
EAST: 13-17
DIVISION: 6-6
HOME: 18-18
ROAD: 13-23
OVERTIME: 2-4

Head Coach: Stan Van Gundy, SUNY Brockport
 Assistant Coaches: Bob Beyer, Alfred; Casey Hill, Trinity; Fred Vinson, Georgia Tech; Rex Walters, Kansas; Teresa Weatherspoon, Louisiana Tech
 VP of Player Care & Performance: Aaron Nelson, Iowa State

2020-21 FINAL STATISTICS

Player	G	GS	MIN	FG	FGA	PCT	3FG	3FGA	PCT	FT	FTA	PCT	OFF	DEF	TOT	AST	PF	DO	STL	TO	BLK	PTS	AVG
Williamson	61	61	2026	634	1037	.611	10	34	.294	369	529	.698	167	274	441	226	135	1	57	167	39	1647	27.0
Ingram	61	61	2093	513	1101	.466	143	375	.381	281	320	.878	34	265	299	296	124	0	42	154	36	1450	23.8
Ball	55	55	1747	290	700	.414	172	455	.378	50	64	.781	33	230	263	316	103	0	82	123	31	802	14.6
Bledsoe	71	70	2111	307	750	.412	121	355	.341	134	195	.687	29	215	244	268	112	0	55	114	24	869	12.2
Alexander-Walker	46	13	1007	192	458	.419	76	219	.347	48	66	.727	13	131	144	102	88	1	47	69	22	508	11.0
Hart	47	4	1349	151	344	.439	63	193	.326	69	89	.775	53	324	377	109	111	0	38	49	12	434	9.2
Redick	31	0	576	87	214	.407	51	140	.364	45	47	.957	3	49	52	40	37	1	9	25	2	270	8.7
Hernandez	47	12	846	151	268	.563	1	10	.100	62	93	.667	117	217	334	50	68	0	22	34	23	365	7.8
Marshall	32	10	700	82	209	.392	29	83	.349	53	75	.707	15	133	148	88	58	1	26	38	10	246	7.7
Thomas	3	0	48	9	27	.333	3	12	.25	2	2	1.000	1	3	4	5	3	0	1	6	0	23	7.7
Adams	58	58	1605	189	308	.614	0	3	.000	60	135	.444	213	301	514	111	113	0	54	78	38	438	7.6
Hayes	60	3	964	175	280	.625	6	14	.429	93	120	.775	92	165	257	35	101	0	25	39	38	449	7.5
Johnson (TOT)	51	12	1043	146	327	.446	31	120	.258	45	76	.592	32	146	177	98	120	0	42	55	42	368	7.2
Johnson (NO)	22	11	539	79	182	.434	16	60	.267	28	47	.596	18	73	91	48	61	0	18	28	19	202	9.2
Lewis	54	0	904	130	337	.386	40	120	.333	43	51	.843	12	59	71	124	88	1	38	34	10	343	6.4
Gabriel	21	0	241	24	60	.400	13	32	.406	11	17	.647	20	34	54	11	32	1	9	15	8	72	3.4
Louzada	3	0	56	3	13	.231	2	8	.250	0	0	0	0	1	2	3	5	0	2	3	0	8	2.7
Iwuandu (TOT)	41	4	539	34	102	.333	5	41	.122	26	31	.839	15	75	90	18	49	0	15	19	4	99	2.4
Iwuandu (NO)	18	1	251	17	50	.340	2	18	.111	14	17	.824	9	37	46	8	23	0	6	13	1	50	2.8
Melli	20	0	241	15	59	.254	7	37	.189	6	7	.857	12	45	57	25	28	0	9	7	1	43	2.0
Nunnally	9	0	48	5	13	.385	4	12	.333	1	2	.500	2	7	9	3	1	0	2	0	2	15	1.7
Thornwell	14	1	73	7	21	.333	3	9	.333	0	2	.000	1	4	5	4	3	0	5	4	1	17	1.2
Magnay	1	0	3	0	1	.000	0	1	.000	0	0	0	0	0	0	0	1	0	0	1	0	0	0.0
PELICANS	72	-	17430	3060	6412	.477	762	2190	.348	1369	1878	.729	845	2568	3413	1872	1295	6	545	1052	315	8251	114.6
OPPONENTS	72	-	17430	3016	6431	.469	1043	2745	.380	1197	1516	.790	644	2366	3010	1866	1534	16	555	961	426	8272	114.9

GAME-BY-GAME

Date	H/A	W/L	Opp	NOP/Opp	Record	Date	H/A	W/L	Opp	NOP/Opp	Record	Date	H/A	W/L	Opp	NOP/Opp	Record
12/23	A	W	TOR	113-99	1-0	2/19	H	L	PHX	114-132	12-17	4/18	A	L	NYK	112-122*	25-32
12/25	A	L	MIA	98-111	1-1	2/20	H	W	BOS	120-115*	13-17	4/20	H	L	BKN	129-134	25-33
12/27	H	W	SAS	98-95	2-1	2/21	H	W	DET	128-118	14-17	4/22	A	W	ORL	135-100	26-33
12/29	A	L	PHX	86-111	2-2	2/24	A	L	MIL	125-129	14-18	4/24	H	L	SAS	108-110	26-34
12/31	A	W	OKC	113-80	3-2	2/27	A	L	SAS	114-117	14-19	4/26	H	W	LAC	120-103	27-34
1/2	H	W	TOR	120-116	4-2	3/1	H	W	UTA	129-124	15-19	4/28	A	L	DEN	112-114	27-35
1/4	H	L	IND	116-118*	4-3	3/3	H	L	CHI	124-128	15-20	4/29	A	W	OKC	109-95	28-35
1/6	H	L	OKC	110-111	4-4	3/4	H	L	MIA	93-105	15-21	5/1	A	W	MIN	140-136*	29-35
1/8	H	L	CHA	110-118	4-5	3/11	H	L	MIN	105-135	15-22	5/3	H	L	GSW	108-123	29-36
1/13	A	L	LAC	106-111	4-6	3/12	H	W	CLE	116-82	16-22	5/4	H	W	GSW	108-103	30-36
1/15	A	L	LAL	95-112	4-7	3/14	H	W	LAC	135-115	17-22	5/7	A	L	PHI	107-109	30-37
1/17	A	W	SAC	128-123	5-7	3/16	A	L	POR	124-125	17-23	5/9	A	W	CHA	112-110	31-37
1/19	A	L	UTA	102-118	5-8	3/18	A	L	POR	93-101	17-24	5/10	A	L	MEM	110-115	31-38
1/21	A	L	UTA	118-129	5-9	3/21	A	W	DEN	113-108	18-24	5/12	A	L	DAL	107-125	31-39
1/23	A	L	MIN	110-120	6-10	3/23	H	W	LAL	128-111	19-24	5/14	A	L	GSW	122-125	31-40
1/27	H	W	WAS	124-106	6-10	3/26	H	L	DEN	108-113	19-25	5/16	H	L	LAL	98-110	31-41
1/29	H	W	MIL	131-126	7-10	3/27	H	W	DAL	112-103	20-25						
1/30	H	L	HOU	112-126	7-11	3/29	A	W	BOS	115-109	21-25						
1/1	H	L	SAC	109-118	7-12	4/1	H	L	ORL	110-115*	21-26						
2/3	H	W	PHX	123-101	8-12	4/2	H	L	ATL	115-126	21-27						
2/5	A	W	IND	114-113	9-12	4/4	A	W	HOU	122-115	22-27						
2/6	H	W	MEM	118-109	10-12	4/6	A	L	ATL	107-123	22-28						
2/9	H	W	HOU	130-101	11-12	4/7	A	L	BKN	111-139	22-29						
2/10	A	L	CHI	116-129	11-13	4/9	H	W	PHI	101-94	23-29						
2/12	A	L	DAL	130-143	11-14	4/11	A	W	CLE	116-109	24-29						
2/14	A	L	DET	112-123	11-15	4/12	H	W	SAC	117-110	24-29						
2/16	A	W	MEM	144-113	12-15	4/14	H	L	NYK	106-116	25-30						
2/17	H	L	POR	124-126	12-16	4/16	A	L	WAS	115-117*	25-31						

2019-20 ROSTER & STATS

RECORD: 30-42

WEST: 18-30

EAST: 12-12

DIVISION: 4-9

HOME: 15-21

ROAD: 15-21

OVERTIME: 2-4

Head Coach: Alvin Gentry, Appalachian State

Associate Head Coaches: Chris Finch, Franklin & Marshall College; Jeff Bzdelik, Illinois-Chicago

Assistant Coaches: Fred Vinson, Georgia Tech; Jamelle McMillan, Arizona State

Joe Boylan, Emerson College; Michael Ruffin, Tulsa

VP of Player Care & Performance: Aaron Nelson, Iowa State

2019-20 FINAL STATISTICS

Player	G	GS	MIN	FG	FGA	PCT	3FG	3FGA	PCT	FT	FTA	PCT	OFF	DEF	TOT	AST	PF	DO	STL	TO	BLK	PTS	AVG
Ingram	62	62	2104	507	1096	.463	150	384	.391	313	368	.851	51	329	380	259	179	4	61	189	38	1477	23.8
Williamson	24	24	668	210	360	.583	7	14	.429	114	178	.640	64	86	150	50	42	0	16	59	9	540	22.5
Holiday	61	61	2117	458	1006	.455	122	346	.353	129	182	.709	77	216	293	408	145	0	99	184	48	1167	19.1
Redick	60	36	1581	286	631	.453	180	397	.453	165	185	.892	10	141	151	119	96	0	20	75	10	917	15.3
Ball	65	54	2025	277	687	.403	148	395	.375	43	76	.566	71	312	383	438	128	0	88	193	38	745	11.8
Hart	65	16	1755	225	532	.423	121	354	.342	85	115	.739	61	364	425	108	160	2	63	75	23	656	10.1
Favors	51	49	1243	209	339	.617	1	7	.143	40	71	.563	163	338	501	81	107	0	30	55	46	459	9.0
Moore	56	6	1020	186	437	.426	63	167	.377	31	45	.689	31	100	151	78	80	0	32	40	11	466	8.3
Okafor	30	9	467	101	162	.623	1	3	.333	40	62	.645	48	79	127	37	67	1	7	38	22	243	8.1
Thornwell	2	0	35	6	11	.545	2	4	.500	2	4	.500	0	4	4	4	2	0	1	2	1	16	8.0
Hayes	64	14	1080	174	259	.672	1	4	.250	123	190	.647	97	162	259	56	161	1	26	53	55	472	7.4
Mellif	60	8	1042	136	323	.421	69	206	.335	54	73	.740	38	142	180	82	124	0	34	46	23	395	6.6
Jackson	59	2	797	134	331	.405	47	144	.326	56	75	.747	22	61	83	61	77	0	17	49	4	371	6.3
Alexander-Walker	47	1	591	98	266	.368	46	133	.346	25	37	.676	9	75	84	89	57	0	17	54	8	267	5.7
Williams	39	18	832	51	147	.347	25	97	.258	9	26	.346	51	135	186	57	88	0	27	22	21	136	3.5
Cheatham	4	0	51	6	9	.667	0	1	.000	0	0	---	3	6	9	3	10	0	1	4	1	12	3.0
Gray	2	0	23	1	2	.500	0	0	---	0	0	---	1	1	2	2	1	0	0	5	0	2	1.0
PELLICANS	72	-	17430	3065	6598	.465	982	2656	.370	1229	1687	.729	797	2551	3348	1932	1524	8	539	1181	358	8341	115.8
OPPONENTS	72	-	17430	3077	6611	.465	880	2438	.361	1400	1775	.789	727	2501	3228	1763	1519	12	615	1045	348	8434	117.1

GAME-BY-GAME

Date	H/A	W/L	Opp	NOP/Opp	Record	Date	H/A	W/L	Opp	NOP/Opp	Record	Date	H/A	W/L	Opp	NOP/Opp	Record
10/22	A	L	TOR	122-130*	0-1	12/18	A	W	MIN	107-99	7-22	2/23	A	W	GSW	115-101	25-32
10/25	H	L	DAL	116-123	0-2	12/20	A	L	GSW	102-106	7-23	2/25	A	L	LAL	109-118	25-33
10/26	A	L	HOU	123-126	0-3	12/23	A	W	POR	102-94	8-23	2/28	H	W	CLE	116-104	26-33
10/28	H	L	GSW	123-134	0-4	12/25	A	W	DEN	112-100	9-23	3/1	H	L	LAL	114-122	26-34
10/31	H	W	DEN	122-107	1-4	12/28	H	W	IND	120-98	10-23	3/3	H	L	MIN	134-139	26-35
11/2	A	L	OKC	104-115	1-5	12/29	H	W	HOU	127-112	11-23	3/4	A	L	DAL	123-127*	26-36
11/4	A	L	BKN	125-135	1-6	1/3	A	L	LAL	113-123	11-24	3/6	H	W	MIA	110-104	27-36
11/8	H	L	TOR	104-122	1-7	1/4	A	W	SAC	117-115	12-24	3/8	A	W	MIN	120-107	28-36
11/9	A	W	CHA	115-110	2-7	1/6	H	L	UTA	126-128	12-25	3/30	H	L	UTA	104-106	28-37
11/11	H	L	HOU	116-122	2-8	1/8	H	W	CHI	123-108	13-25	8/1	A	L	LAC	103-126	28-38
11/14	H	W	LAC	132-127	3-8	1/10	A	W	NYK	123-111	14-25	8/3	H	W	MEM	109-99	29-38
11/16	A	L	MIA	94-109	3-9	1/11	A	L	BOS	105-140	14-26	8/6	A	L	SAC	125-140	29-39
11/17	H	W	GSW	108-100	4-9	1/13	A	W	DET	117-110*	15-26	8/7	H	W	WAS	118-107	30-39
11/19	H	W	POR	115-104	5-9	1/16	H	W	UTA	138-132*	16-26	8/9	H	L	SAS	113-122	30-40
11/21	A	W	PHX	124-121	6-9	1/18	H	L	LAC	130-133	16-27	8/11	A	L	SAC	106-112	30-41
11/23	A	L	UTA	120-128	6-10	1/20	A	W	MEM	126-116	17-27	8/13	A	L	ORL	127-133	30-42
11/24	A	L	LAC	109-134	6-11	1/22	H	L	SAS	117-121	17-28						
11/27	H	L	LAL	110-114	6-12	1/24	H	L	DEN	106-113	17-29						
11/29	A	L	OKC	104-109	6-13	1/26	H	W	BOS	123-108	18-29						
12/1	H	L	OKC	104-107	6-14	1/28	A	W	CLE	125-111	19-29						
12/3	H	L	DAL	97-118	6-15	1/31	H	W	MEM	139-111	20-29						
12/5	H	L	PHX	132-139*	6-16	2/2	A	L	HOU	109-117	20-30						
12/7	A	L	DAL	84-130	6-17	2/4	H	L	MIL	108-120	20-31						
12/9	H	L	DET	103-105	6-18	2/6	A	W	CHI	125-119	21-31						
12/11	A	L	MIL	112-127	6-19	2/8	A	W	IND	124-117	22-31						
12/13	A	L	PHI	109-116	6-20	2/11	H	W	POR	138-117	23-31						
12/15	H	L	ORL	119-130	6-21	2/13	H	L	OKC	118-123	23-32						
12/17	H	L	BKN	101-108*	6-22	2/21	A	W	POR	128-115	24-32						

2018-19 ROSTER & STATS

RECORD: 33-49
WEST: 23-29
EAST: 10-20
DIVISION: 8-8
HOME: 19-22
ROAD: 14-27
OVERTIME: 1-2

Head Coach: Alvin Gentry, Appalachian State
 Associate Head Coach: Darren Erman, Emory University
 Assistant Coaches: Chris Finch, Franklin & Marshall College;
 Kevin Hanson, San Diego; Fred Vinson, Georgia Tech;
 Mike Penberthy, The Master's College; Joe Boylan, Emerson College;
 Director of Medical Services: Dr. Misty Suri, Pennsylvania

2018-19 FINAL STATISTICS

PLAYER	G	GS	MIN	FG	FGA	PCT	3FG	3FGA	PCT	FT	FTA	PCT	OFF	DEF	TOT	AST	PF	DO	STL	TO	BLK	PTS	AVG
Davis	56	56	1850	530	1026	.517	48	145	.331	344	433	.794	174	498	672	218	132	0	88	112	135	1452	25.9
Randle	75	49	2232	571	1089	.524	67	195	.344	356	487	.731	162	472	634	229	246	3	52	208	45	1565	21.4
Holiday	67	67	2402	547	1159	.472	118	363	.325	208	271	.768	75	259	334	518	148	2	109	210	54	1420	21.2
Mirocic	32	22	925	182	407	.447	85	231	.368	85	101	.842	46	218	264	35	86	0	21	37	25	534	16.7
Moore	55	36	463	256	532	.481	76	176	.432	45	59	.765	35	92	127	102	112	0	40	59	8	633	11.9
Payton	42	42	1250	179	412	.434	35	105	.314	55	74	.745	49	171	220	320	81	0	44	112	17	446	10.6
Miller	69	15	1758	189	484	.390	133	364	.365	56	71	.789	14	114	128	146	165	1	40	59	23	567	8.2
Okafor	59	24	935	212	362	.586	1	5	.200	59	89	.665	82	196	278	40	96	0	15	52	40	484	8.2
Wood (TOT)	21	2	250	61	117	.521	9	26	.346	41	56	.732	17	66	83	8	17	0	7	17	10	172	8.2
Wood (NO)	8	2	189	49	92	.533	6	21	.286	31	41	.756	13	50	63	6	14	0	7	14	10	135	16.9
Jackson	61	16	1169	194	447	.434	53	169	.314	54	73	.740	25	109	134	69	92	0	25	48	2	495	8.1
S. Johnson (TOT)	18	0	1207	171	440	.389	62	215	.288	50	64	.781	34	185	217	88	114	0	60	81	14	454	6.9
S. Johnson (NO)	18	0	247	38	91	.418	11	34	.324	9	13	.692	9	33	42	28	22	0	12	26	1	96	5.3
Clark	60	6	973	151	383	.394	66	202	.327	33	37	.892	13	76	89	94	95	0	22	58	8	401	6.7
Williams	46	29	1079	107	279	.384	52	156	.333	13	19	.684	55	164	219	83	95	0	45	36	19	279	6.1
Diallo	64	1	896	168	271	.620	1	4	.250	50	67	.746	75	257	332	33	113	0	29	49	33	387	6.0
Frazier	47	17	909	88	195	.451	27	77	.351	32	41	.780	32	105	157	206	95	0	25	60	4	235	5.0
Hill	44	15	878	68	178	.382	32	101	.317	23	32	.719	34	99	133	55	80	0	23	31	10	191	4.3
W. Johnson	26	13	777	35	88	.398	19	50	.380	6	9	.667	10	44	54	16	45	1	12	12	7	95	3.7
Smith (TOT)	20	1	191	21	59	.356	9	26	.346	14	16	.875	16	36	52	14	30	0	3	13	7	65	3.3
Smith (NO)	2	0	20	2	9	.222	2	7	.286	2	2	1.000	2	2	4	1	3	0	0	1	0	8	4.0
Harrison (TOT)	17	0	186	16	55	.302	5	25	.200	17	18	.944	6	14	20	24	34	1	4	12	2	54	3.2
Harrison (NO)	6	0	38	3	12	.250	2	10	.200	1	2	.500	2	3	5	7	0	0	2	0	0	9	1.5
Bertans	12	0	167	12	47	.255	10	34	.294	0	0	---	2	9	10	7	0	1	2	0	0	34	2.8
PELICANS	82	-	19755	3581	7563	.473	482	2449	.344	1462	1921	.761	909	2969	3978	2216	1732	7	610	1215	441	9466	115.4
OPPONENTS	82	-	19755	3549	7610	.466	1006	2766	.364	1471	1926	.764	898	2855	3753	2174	1722	11	702	1113	445	9575	116.8

GAME-BY-GAME

Date	H/A	W/L	Opp	NOP/Opp	Record
10/17	A	W	HOU	131-112	1-0
10/19	H	W	SAC	149-129	2-0
10/23	H	W	LAC	116-109	3-0
10/26	H	W	BKN	117-115	4-0
10/27	H	L	UTA	111-132	4-1
10/29	A	L	DEN	111-116	4-2
10/31	A	L	GSW	121-131	4-3
11/1	A	L	POR	119-132	4-4
11/3	A	L	SAS	95-109	4-5
11/5	A	L	OKC	116-122	4-6
11/7	H	W	CHI	107-98	5-6
11/10	H	W	PHX	119-99	6-6
11/12	A	W	TOR	126-110	7-6
11/14	A	L	MIN	100-107	7-7
11/16	H	W	NYK	129-124	8-7
11/17	H	W	DEN	125-115	9-7
11/19	H	W	SAS	140-128	10-7
11/21	A	L	PHI	120-121	10-8
11/23	A	L	NYK	129-124	10-9
11/24	A	L	WAS	125-115	10-10
11/26	H	L	BOS	107-124	10-11
11/28	H	W	WAS	125-104	11-11
11/30	A	L	MIA	101-106	11-12
12/2	A	W	CHA	119-109	12-12
12/3	H	L	LAC	126-129	12-13
12/5	H	W	DAL	132-106	13-13
12/7	H	L	MEM	103-107	13-14
12/9	A	W	DET	116-108	14-14

Date	H/A	W/L	Opp	NOP/Opp	Record
12/10	A	L	BOS	100-113	14-15
12/12	H	W	OKC	118-114	15-15
12/16	H	L	MIA	96-102	15-16
12/19	A	L	MIL	115-123	15-17
12/21	A	L	LAL	104-112	15-18
12/23	A	L	SAC	117-122	15-19
12/26	H	L	DAL	119-122	15-20
12/28	H	W	DAL	114-112	16-20
12/29	H	L	HOU	104-108	16-21
12/31	H	W	MIN	123-114	17-21
1/2	A	L	BKN	112-126	17-22
1/5	A	W	CLE	133-198	18-22
1/7	H	W	MEM	114-95	19-22
1/9	H	W	CLE	140-124	20-22
1/12	A	L	MIN	106-110	20-23
1/14	A	W	LAC	121-117	21-23
1/16	A	L	GSW	140-147	21-24
1/18	A	L	POR	112-128	21-25
1/21	A	W	MEM	105-85	22-25
1/23	H	L	DET	94-98	22-26
1/24	A	L	OKC	116-122	22-27
1/26	H	L	SAS	114-126	22-28
1/29	A	W	HOU	121-116	23-28
1/30	H	L	DEN	99-105	23-29
2/2	A	L	SAS	108-113	23-30
2/4	H	L	IND	107-109	23-31
2/6	A	W	CHI	125-120	24-31
2/8	H	W	MIN	122-117	25-31

Date	H/A	W/L	Opp	NOP/Opp	Record
2/9	A	L	MEM	90-99	25-32
2/12	H	L	ORL	88-118	25-33
2/14	H	W	OKC	131-122	26-33
2/22	A	L	IND	111-126	26-34
2/23	H	W	LAL	128-115	27-34
2/25	H	L	PHI	110-111	27-35
2/27	A	L	IND	119-125	27-36
3/1	A	W	PHX	130-116	28-36
3/2	A	W	DEN	120-112	29-36
3/4	A	W	UTA	115-112	30-36
3/6	H	L	UTA	104-114	30-37
3/8	H	L	TOR	104-127	30-38
3/10	A	L	ATL	116-128	30-39
3/12	H	L	MIL	113-130	30-40
3/15	H	L	POR	110-122	30-41
3/16	H	L	PHX	136-138*	30-42
3/18	A	W	DAL	129-125*	31-42
3/20	A	L	ORL	96-119	31-43
3/24	H	L	HOU	90-113	31-44
3/26	H	L	ATL	120-130	31-45
3/28	H	W	SAC	121-118	32-45
3/31	H	L	LAL	112-130	32-46
4/5	H	L	CHA	109-115	32-47
4/5	A	L	PHX	126-133*	32-48
4/7	A	W	SAC	133-129	33-48
4/9	H	L	GSW	103-112	33-49

2017-18 ROSTER & STATS

RECORD: 48-34
WEST: 27-25
EAST: 21-9
DIVISION: 9-7
HOME: 24-17
ROAD: 24-17
OVERTIME: 7-2

Head Coach: Alvin Gentry, Appalachian State
 Associate Head Coach: Darren Erman, Emory University
 Assistant Coaches: Chris Finch, Franklin & Marshall College;
 Kevin Hanson, San Diego; Fred Vinson, Georgia Tech;
 Jamelle McMillan, Arizona State; Mike Penberthy, The Master's College
 Athletic Trainer: Duane Brooks, Florida A&M

2017-18 FINAL STATISTICS

PLAYER	G	GS	MIN	FG	FGA	PCT	3FG	3FGA	PCT	FT	FTA	PCT	OFF	DEF	TOT	AST	PF	DO	STL	TO	BLK	PTS	AVG		
Anthony Davis	75	75	2727	780	1462	.534	55	162	.340	495	598	.828	187	645	832	174	159	2	115	162	193	210	28.1		
DeMarcus Cousins	48	48	1737	406	864	.470	104	294	.354	294	394	.746	105	512	617	257	185	0	79	242	76	1210	25.2		
Jay Holiday	81	81	2927	615	1244	.494	120	356	.337	187	238	.786	62	303	365	486	201	1	123	213	64	1537	19.0		
Nikola Mirotic (TOT)	55	14	1494	306	684	.447	135	356	.377	112	137	.818	59	346	405	80	108	0	108	0	44	62	39	859	15.6
Nikola Mirotic (NO)	30	11	872	165	382	.427	66	197	.335	47	58	.810	41	205	246	41	65	0	29	31	26	439	14.6		
E'Twaun Moore	82	80	2586	423	832	.508	128	301	.425	48	68	.706	57	181	238	187	182	0	79	102	12	1022	12.5		
Mike James (TOT)	36	10	686	123	321	.385	26	98	.265	64	84	.762	13	77	90	126	48	0	28	49	7	336	9.3		
Mike James (NO)	4	0	18	2	9	.222	0	1	.000	0	0	---	1	0	1	6	3	0	1	1	0	4	1.0		
Rajon Rondo	65	63	1705	231	494	.468	50	150	.333	25	46	.543	31	232	263	533	119	0	70	151	10	537	8.3		
Darius Miller	82	3	1944	216	487	.444	147	358	.411	58	67	.866	18	146	164	111	160	1	28	58	17	637	7.8		
Ian Clark	74	2	1454	222	495	.448	62	195	.318	45	59	.763	10	117	127	110	120	0	33	57	10	551	7.4		
Jordan Crawford	5	0	55	12	27	.444	8	14	.571	1	1	1.000	2	2	4	13	7	0	1	5	1	33	6.6		
Jameer Nelson	40	0	898	84	205	.410	40	110	.364	13	17	.765	11	85	96	156	67	0	23	56	3	221	5.1		
Dante Cunningham	51	24	1115	99	225	.440	35	108	.324	20	36	.556	50	143	193	26	75	1	27	16	16	253	5.0		
Chick Diallo	52	0	581	102	176	.580	0	0	---	50	66	.758	47	164	211	19	82	0	11	28	21	254	4.9		
Tony Allen	22	0	273	44	91	.484	4	12	.333	11	21	.524	20	27	47	9	49	0	8	19	3	103	4.7		
Emeka Okafor	26	19	353	48	95	.505	0	0	---	18	22	.818	47	73	120	8	30	0	8	13	25	114	4.4		
Walt Lemon	5	0	35	7	16	.438	1	1	1.000	2	3	.667	0	2	2	5	5	0	0	4	1	17	3.4		
Solomon Hill	12	1	187	11	41	.268	4	21	.190	3	6	.500	9	27	36	22	22	0	7	9	1	29	2.4		
DeAndre Liggins (TOT)	58	4	723	40	106	.377	19	53	.358	2	5	.400	7	68	75	48	81	0	37	20	14	101	1.7		
DeAndre Liggins (NO)	27	3	244	18	41	.439	8	17	.471	0	0	---	2	24	26	21	20	0	10	7	4	44	1.6		
Larry Drew (TOT)	10	0	70	7	24	.292	3	9	.333	0	0	---	3	0	3	10	6	0	3	0	17	1.7			
Larry Drew (NO)	7	0	55	6	17	.353	3	6	.500	0	0	---	2	0	2	8	4	0	0	2	0	15	2.1		
Omer Asik	14	0	121	7	16	.438	0	0	---	4	12	.333	7	30	37	2	14	0	1	5	2	18	1.3		
Jalen Jones	4	0	19	1	4	.250	1	1	1.000	2	2	1.000	0	3	3	0	2	0	0	0	0	5	1.3		
Josh Smith	3	0	12	1	4	.250	0	0	---	0	0	---	3	1	4	0	3	0	0	0	0	2	0.7		
Charles Cooke	13	0	38	2	14	.143	1	8	.125	1	2	.500	0	2	2	1	0	0	1	1	0	6	0.5		
PELICANS	82	-	19955	3500	7241	.483	837	2312	.362	1324	1716	.772	712	2924	3636	2195	1570	5	657	1223	485	9161	111.7		
OPPONENTS	82	-	19955	3423	7539	.454	891	2509	.355	1317	1679	.784	887	2843	3730	1947	1669	14	670	1186	344	9054	110.4		

GAME-BY-GAME

Date	H/A	W/L	Opp	NOP/Opp	Record	Date	H/A	W/L	Opp	NOP/Opp	Record	Date	H/A	W/L	Opp	NOP/Opp	Record						
10/18	A	L	MEM	91-103	0-1	12/13	H	W	MIL	115-108	15-14	2/14	H	W	LAL	139-117	31-26						
10/20	H	L	GSW	120-128	0-2	12/15	A	L	DEN	111-117*	15-15	2/23	H	W	MIA	124-123*	32-26						
10/22	A	W	LAL	119-112	1-2	12/19	A	L	WAS	106-116	15-16	2/25	A	W	MIL	123-121*	33-26						
10/24	A	L	POR	95-103	1-3	12/22	A	W	ORL	111-97	16-16	2/26	H	W	PHX	125-116	34-26						
10/26	A	W	SAC	114-106	2-3	12/23	A	W	MIA	109-94	17-16	2/28	A	W	SAS	121-116	35-26						
10/28	H	W	CLE	123-101	3-3	12/27	H	W	BKN	128-113	18-16	3/4	A	W	DAL	126-109	36-26						
10/30	H	L	ORL	99-115	3-4	12/29	H	L	DAL	120-128	18-17	3/6	A	W	LAC	121-116	37-26						
11/1	H	L	MIN	98-104	3-5	12/30	H	L	NYK	103-105	18-18	3/7	A	W	SAC	114-101	38-26						
11/3	A	W	DAL	99-94	4-5	1/3	A	W	UTA	108-98	19-18	3/9	H	L	WAS	97-116	38-27						
11/4	A	W	CHI	96-90*	5-5	1/6	A	L	MIN	98-91	19-19	3/11	H	L	UTA	99-116	38-28						
11/7	A	W	IND	117-112	6-5	1/8	H	W	DET	112-109	20-19	3/13	H	W	CHA	119-115	39-28						
11/9	A	L	TOR	118-122	6-6	1/10	A	L	MEM	102-105	20-20	3/15	A	L	SAS	93-98	39-29						
11/11	H	W	LAC	111-103	7-6	1/12	H	W	POR	119-113	21-20	3/17	H	L	HOU	101-107	40-30						
11/13	H	W	ATL	106-105	8-6	1/14	A	W	NYK	123-118*	22-20	3/18	H	W	BOS	108-89	40-30						
11/15	H	L	TOR	116-125	8-7	1/16	A	W	BOS	116-113*	23-20	3/20	H	W	DAL	115-105	41-30						
11/17	A	L	DEN	114-146	8-8	1/17	A	L	ATL	93-94	23-21	3/21	H	W	IND	96-92	42-30						
11/18	H	W	OKC	114-107	9-8	1/20	H	W	MEM	111-104	24-21	3/22	H	W	LAL	128-125	43-30						
11/22	H	W	SAS	107-90	10-8	1/22	H	W	CHI	132-128**	25-21	3/24	A	L	HOU	91-114	43-31						
11/24	A	W	PHX	115-91	11-8	1/24	A	W	CHA	101-96	26-21	3/27	H	L	POR	103-107	43-32						
11/25	A	L	GSW	95-110	11-9	1/26	H	W	HOU	115-113	27-21	3/30	A	L	CLE	102-107	43-33						
11/29	H	L	MIN	102-120	11-10	1/28	H	L	LAC	103-112	27-22	4/1	H	L	OKC	104-109	43-34						
12/1	A	L	UTA	108-114	11-11	1/30	H	L	SAC	103-114	27-23	4/4	H	W	MEM	123-95	44-34						
12/2	A	W	POR	123-116	12-11	2/2	A	W	OKC	114-100	28-23	4/6	A	W	PHX	122-103	45-34						
12/4	H	L	GSW	115-125	12-12	2/3	A	L	MIN	107-118	28-24	4/7	A	W	GSW	126-120	46-34						
12/6	H	W	DEN	123-114	13-12	2/5	H	L	UTA	109-133	28-25	4/9	A	W	LAC	113-100	47-34						
12/8	H	L	SAC	109-116*	13-13	2/9	A	L	PHI	82-100	28-26	4/11	H	W	SAS	122-98	48-34						
12/10	H	W	PHI	131-124	14-13	2/10	A	W	BKN	138-128**	29-26												
12/11	A	L	HOU	123-130	14-14	2/12	A	W	DET	118-103	30-26												

* - overtime

2016-17 ROSTER & STATS

RECORD: 34-48
WEST: 20-32
EAST: 14-16
DIVISION: 6-10
HOME: 21-20
ROAD: 13-28
OVERTIME: 3-5

Head Coach: Alvin Gentry, Appalachian State
 Associate Head Coach: Darren Erman, Emory University
 Assistant Coaches: Robert Pack, USC; Phil Weber, N.C. State; Fred Vinson, Georgia Tech; Kevin Hanson, San Diego; Janelle McMillan, Arizona State; Elvis Valcarcel, Rutgers
 Athletic Trainer: Duane Brooks, Florida A&M

2016-17 FINAL STATISTICS

PLAYER	G	GS	MIN	FG	FGA	PCT	3FG	3FGA	PCT	FT	FTA	PCT	OFF	DEF	TOT	AST	PF	DO	STL	TO	BLK	PTS	AVG
Anthony Davis	75	75	2708	770	1526	.505	40	134	.299	519	647	.802	172	712	884	157	168	0	94	181	167	2099	28.0
DeMarcus Cousins(TOT)	72	72	2465	647	1432	.452	131	363	.361	517	670	.772	152	642	794	332	278	7	100	269	93	1942	27.0
DeMarcus Cousins(NO)	17	17	574	142	314	.452	36	96	.375	94	121	.777	37	174	211	66	75	3	25	62	19	414	24.4
Jrue Holiday	67	61	2190	405	893	.454	100	281	.356	119	168	.708	46	218	264	488	133	0	100	194	44	1029	15.4
Brandon Crawford	19	0	442	105	218	.482	37	95	.389	20	26	.769	4	30	34	57	30	0	11	25	2	267	14.1
Omri Casspi	1	0	24	5	9	.556	2	4	.500	0	0	---	1	1	2	0	3	0	2	0	2	12	12.0
Terrence Jones	51	12	1264	231	489	.472	19	75	.253	103	170	.606	65	238	303	59	67	1	39	48	53	584	11.5
Lance Stephenson	6	0	162	26	55	.473	1	10	.100	5	8	.625	3	15	18	29	18	0	2	11	1	58	9.7
E'Twaun Moore	73	22	1820	283	619	.458	77	208	.370	57	74	.770	33	119	152	164	131	0	50	62	32	700	9.6
Tyreke Evans	26	0	474	91	227	.401	21	70	.300	45	58	.776	6	80	86	91	41	0	23	39	4	248	9.5
Langston Galloway	55	0	1120	165	441	.374	101	268	.377	40	52	.769	20	101	121	65	76	0	40	28	5	471	8.6
Buddy Hield	57	37	1161	185	471	.393	89	241	.369	29	33	.879	19	147	166	77	81	0	18	48	7	488	8.6
Tim Frazier	65	35	1525	163	404	.403	40	128	.313	98	129	.760	34	139	173	335	133	1	56	101	6	464	7.1
Solomon Hill	80	71	2374	183	478	.383	94	270	.348	103	128	.805	51	256	307	141	182	0	72	82	32	563	7.0
Dante Cunningham	66	35	1649	174	359	.485	71	181	.392	16	27	.593	56	221	277	37	100	0	39	28	28	455	6.6
Quinn Cook(TOT)	14	0	187	33	66	.500	11	26	.423	2	5	.400	1	6	7	26	13	0	4	13	0	79	5.6
Quinn Cook(NO)	9	0	111	22	41	.537	6	12	.500	2	3	.667	1	3	4	14	7	0	3	5	0	52	5.8
Wayne Selden	3	3	47	5	8	.625	4	7	.571	2	4	.500	0	5	5	1	6	0	2	3	0	16	5.3
Alexis Ajinca	39	15	584	89	178	.500	0	4	.000	29	40	.725	46	131	177	12	77	0	20	31	22	207	5.3
Hollis Thompson(TOT)	40	9	752	77	200	.385	32	95	.337	19	29	.655	19	93	112	35	69	0	20	11	6	205	5.1
Hollis Thompson(NO)	9	8	191	11	41	.268	6	24	.250	6	9	.667	4	24	28	9	14	0	6	2	0	34	3.8
Cheick Diallo	17	0	199	36	76	.474	0	1	---	15	21	.714	23	50	73	4	17	0	4	7	7	87	5.0
Archie Goodwin	3	0	30	2	5	.400	1	2	.500	10	10	1.000	0	0	0	1	1	0	0	0	1	15	5.1
Reggie Williams	6	0	79	8	23	.348	5	11	.455	6	7	.857	2	4	6	4	2	0	3	0	0	27	4.5
Donatas Motiejunas	34	0	479	57	138	.413	11	47	.234	25	49	.510	26	75	101	32	55	0	18	31	11	150	4.4
Anthony Brown	9	0	143	14	41	.341	6	24	.250	0	0	---	6	20	26	6	13	0	5	5	1	34	3.8
Jarrett Jack	2	0	33	2	3	.667	0	1	.000	2	2	1.000	0	0	0	5	4	0	2	3	0	6	3.0
Axel Toupane(TOT)	4	0	47	5	9	.556	1	4	.250	0	0	---	0	1	1	0	6	0	1	0	1	11	2.8
Axel Toupane(NO)	2	0	41	5	8	.625	1	3	.333	0	0	---	0	1	1	0	5	0	1	0	1	11	5.5
Omer Asik	31	19	482	31	65	.477	0	0	---	23	39	.590	48	115	163	15	51	0	5	14	10	85	2.7
PELICANS	82	-	19905	3210	7130	.450	768	2196	.350	1568	1825	.750	703	2879	3582	1869	1490	5	638	1054	453	8556	104.3
OPPONENTS	82	-	19905	3286	7299	.450	863	2445	.353	1293	1697	.762	872	3091	3963	1921	1581	10	603	1144	348	8728	106.4

GAME-BY-GAME

Date	H/A	W/L	Opp	NOP/Opp	Record	Date	H/A	W/L	Opp	NOP/Opp	Record	Date	H/A	W/L	Opp	NOP/Opp	Record						
10/26	H	L	DEN	102-107	0-1	12/18	A	L	SAS	100-113	9-20	2/15	A	W	MEM	95-91	23-34						
10/28	H	L	GSW	114-122	0-2	12/20	A	W	PHI	108-93	10-20	2/23	H	L	HOU	99-129	23-35						
10/29	A	L	SAS	79-98	0-3	12/21	H	L	OKC	110-121	10-21	2/25	A	L	DAL	83-96	23-36						
1/1	H	L	MIL	113-117	0-4	12/23	H	W	MIA	91-87	11-21	2/26	A	L	OKC	110-118	23-37						
1/2	A	L	MEM	83-89*	0-5	12/26	H	W	DAL	111-104	12-21	3/1	H	W	DET	109-86	24-37						
1/4	H	L	PHX	111-112*	0-6	12/28	H	W	LAC	102-98	13-21	3/3	H	L	SAS	98-101*	24-38						
1/7	A	L	GSW	106-116	0-7	12/30	H	W	NYK	104-92	14-21	3/5	A	W	LAL	105-97	25-38						
1/8	A	L	SAC	94-102	0-8	1/2	A	L	CLE	82-90	14-22	3/6	A	L	UTA	83-88	25-39						
1/10	A	W	MIL	112-106	1-8	1/5	H	L	ATL	94-99	14-23	3/8	H	L	TOR	87-94	25-40						
1/12	H	L	LAL	99-126	1-9	1/7	A	L	BOS	108-117	14-24	3/11	A	W	CHA	125-122*	26-40						
1/14	H	W	BOS	106-105	2-9	1/9	A	W	NYK	110-96	15-24	3/14	H	W	POR	100-77	27-40						
1/16	A	L	ORL	82-89	2-10	1/12	A	W	BKN	104-95	16-24	3/15	A	L	MIA	112-120	27-41						
1/18	H	W	POR	113-101	3-10	1/14	A	L	CHI	99-107	16-25	3/17	H	W	HOU	128-112	28-41						
1/19	H	W	CHA	121-116*	4-10	1/16	A	L	IND	95-98	16-26	3/19	H	W	MIN	123-109	29-41						
1/22	A	W	ATL	112-94	5-10	1/18	H	W	ORL	118-98	17-26	3/21	H	W	MEM	95-82	30-41						
1/23	H	W	MIN	117-96	6-10	1/20	H	L	BKN	114-143	17-27	3/24	A	L	HOU	107-117	30-42						
1/25	A	L	POR	104-119	6-11	1/23	H	W	CLE	124-122	18-27	3/26	A	W	DEN	115-90	31-42						
1/27	A	L	DAL	81-91	6-12	1/25	H	L	OKC	105-114	18-28	3/27	A	L	UTA	100-108	31-43						
1/29	H	W	LAL	105-88	7-12	1/27	H	W	SAS	119-103	19-28	3/29	H	W	DAL	121-118	32-43						
1/22	H	L	LAC	96-114	7-13	1/29	H	L	WAS	94-107	19-29	3/31	H	W	SAC	117-89	33-43						
1/24	A	L	OKC	92-101	7-14	1/31	A	L	TOR	106-108*	19-30	4/2	H	L	CHI	110-117	33-44						
1/25	H	L	MEM	108-110**	7-15	2/1	A	L	DET	98-118	19-31	4/4	H	L	DEN	131-134	33-45						
1/28	H	L	PHI	88-99	7-16	2/4	A	L	WAS	91-105	19-32	4/7	A	L	DEN	106-122	33-46						
1/30	A	L	LAC	105-133	7-17	2/6	H	W	PHX	111-106	20-32	4/8	A	L	GSW	101-123	33-47						
1/31	A	W	PHX	120-119*	8-17	2/8	H	L	UTA	94-127	20-33	4/11	A	L	LAL	96-108	33-48						
1/23	H	L	GSW	109-113	8-18	2/10	A	W	MIN	122-106	21-33	4/12	A	W	POR	103-100	34-48						
1/25	H	W	IND	108-93	9-18	2/12	A	L	SAC	99-105	21-34												
1/26	A	L	HOU	100-122	9-19	2/13	A	W	PHX	110-108	22-34												

* - overtime

2015-16 ROSTER & STATS

RECORD: 30-52
WEST: 20-32
EAST: 10-20
DIVISION: 4-12
HOME: 21-20
ROAD: 9-32
OVERTIME: 1-3

Head Coach: Alvin Gentry, Appalachian State
 Associate Head Coach: Darren Erman, Emory University
 Assistant Coaches: Robert Pack, USC; Phil Weber, N.C. State; Fred Vinson, Georgia Tech; Kevin Hanson, San Diego
 Special Assistant to the Head Coach: Elvis Valcarcel, Rutgers
 Player Development Coach: Jamelle McMillan, Arizona State
 Athletic Trainer: Duane Brooks, Florida A&M

2015-16 FINAL STATISTICS

PLAYER	G	GS	MIN	FG	FGA	PCT	3FG	3FGA	PCT	FT	FIA	PCT	OFF	DEF	TOT	AST	PF	DO	STL	TO	BLK	PIS	AVG
Anthony Davis	61	61	2164	560	1136	.493	35	108	.324	326	430	.758	130	497	627	116	148	0	78	121	125	1481	24.3
Ryan Anderson	66	7	2008	397	929	.427	131	358	.366	199	228	.873	131	265	396	73	109	0	38	90	25	1124	17.0
Jrue Holiday	65	23	1831	410	935	.439	87	259	.336	182	216	.845	27	168	195	391	148	1	88	167	22	1089	16.8
Eric Gordon	45	44	1481	231	552	.418	113	294	.384	111	125	.888	10	89	99	121	98	0	43	73	14	686	15.2
Tyreke Evans	25	25	765	136	314	.433	33	85	.388	74	93	.796	20	109	129	164	66	0	32	73	8	379	15.2
Jordan Hamilton	11	4	304	49	116	.422	13	46	.283	14	21	.667	12	50	62	25	24	0	8	17	3	125	11.4
Norris Cole	45	23	1198	196	484	.405	33	102	.324	52	65	.800	10	141	151	167	102	0	37	75	5	477	10.6
Ish Smith	27	3	617	98	228	.430	10	33	.303	33	43	.767	14	78	92	154	38	0	24	45	6	239	8.9
Toney Douglas	61	18	1262	183	445	.411	81	203	.399	84	99	.848	25	118	143	157	131	1	70	64	5	531	8.7
James Ennis (TOT)	22	5	329	54	113	.478	26	58	.448	25	34	.735	21	21	42	21	28	1	16	19	5	159	7.2
James Ennis (NO)	9	5	282	50	100	.500	24	50	.480	19	24	.792	17	18	35	18	26	1	12	17	3	143	15.9
Luke Babbitt	47	13	845	122	289	.422	44	109	.404	39	50	.780	25	123	148	53	90	0	11	23	7	327	7.0
Dante Cunningham	80	46	1971	186	412	.451	55	174	.316	57	82	.695	57	179	236	77	173	1	42	41	33	484	6.1
Alexis Ajinca	59	17	861	150	315	.476	0	1	.000	52	62	.839	75	194	269	31	134	0	19	54	36	352	6.0
Bryce Dejean-Jones	14	11	279	28	69	.406	12	32	.375	11	21	.524	8	40	48	15	17	0	10	11	2	79	5.6
Tim Frazier (TOT)	51	2	741	96	229	.419	16	48	.333	53	74	.716	26	84	110	162	73	0	33	65	2	261	5.1
Tim Frazier (NO)	16	1	469	76	169	.450	13	31	.419	45	59	.763	15	56	71	120	42	0	23	38	1	210	13.1
Alonzo Gee	73	38	1632	132	255	.518	17	60	.283	44	66	.667	60	185	245	72	169	2	63	55	13	325	4.5
Omer Asik	68	64	1178	104	195	.533	0	0	---	61	112	.545	120	294	414	26	124	0	21	60	23	269	4.0
O. Johnson (TOT)	7	1	102	9	34	.265	2	10	.200	6	8	.750	4	11	15	2	9	0	3	4	3	26	3.7
O. Johnson (NO)	5	1	54	4	17	.235	1	5	.200	1	2	.500	1	5	6	2	4	0	1	3	0	10	2.0
Kendrick Perkins	37	5	542	40	75	.533	0	0	---	11	25	.440	25	103	128	31	64	0	11	41	11	91	2.5
Jimmer Fredette	4	0	13	1	4	.250	0	1	.000	0	0	---	0	0	0	1	1	0	1	0	0	2	0.5
Nate Robinson	2	1	23	0	1	.000	0	1	.000	0	0	---	0	0	0	4	5	0	1	0	0	0	0.0
PELICANS	82	-	19780	3153	7040	.448	702	1952	.360	1415	1823	.776	782	2712	3494	1818	1713	6	633	1102	342	8423	102.7
OPPONENTS	82	-	19780	3218	6877	.468	754	2043	.369	1544	1972	.783	750	2912	3642	1899	1650	6	602	1127	423	8734	106.5

GAME-BY-GAME

Date	H/A	W/L	Opp	NOP/Opp	Record	Date	H/A	W/L	Opp	NOP/Opp	Record	Date	H/A	W/L	Opp	NOP/Opp	Record						
10/27	A	L	GSW	95-111	0-1	12/25	A	L	MIA	88-94*	9-20	2/25	H	W	OKC	123-119	23-34						
10/28	A	L	POR	94-112	0-2	12/26	H	W	HOU	110-108	10-20	2/27	H	L	MIN	110-112	23-35						
10/31	H	L	GSW	120-134	0-3	12/28	A	L	ORL	89-104	10-21	3/2	A	L	HOU	95-100	23-36						
11/3	H	L	ORL	94-103	0-4	12/31	H	L	LAC	89-95	10-22	3/3	H	L	SAS	86-94	23-37						
11/6	H	L	ATL	115-121	0-5	1/2	A	W	DAL	105-98	11-22	3/5	H	L	UTA	94-106	23-38						
11/7	A	L	DAL	98-107	0-6	1/6	H	L	DAL	91-100	11-23	3/7	H	W	SAC	115-112	24-38						
11/10	H	W	DAL	120-105	1-6	1/8	H	L	IND	86-91	11-24	3/9	A	L	CHA	113-122	24-39						
11/11	A	L	ATL	98-106	1-7	1/10	A	L	LAC	111-114*	11-25	3/11	A	L	MEM	114-121*	24-40						
11/13	A	L	TOR	81-100	1-8	1/12	A	L	LAL	91-95	11-26	3/12	A	L	MIL	92-103	24-41						
11/15	A	L	NYK	87-95	1-9	1/13	A	W	SAC	109-97	12-26	3/14	A	L	GSW	107-125	24-42						
11/17	H	L	DEN	98-115	1-10	1/15	H	W	CHA	109-107	13-26	3/16	A	W	SAC	123-108	25-42						
11/18	A	L	OKC	103-110	1-11	1/18	A	L	MEM	99-101	13-27	3/18	H	L	POR	112-117	25-43						
11/20	H	W	SAS	104-90	2-11	1/19	H	W	MIN	114-99	14-27	3/20	H	W	LAC	109-105	26-43						
11/22	H	W	PHX	122-116	3-11	1/21	H	W	DET	115-99	15-27	3/22	H	L	MIA	99-113	26-44						
11/25	A	W	PHX	120-114	4-11	1/23	H	W	MIL	116-99	16-27	3/24	A	L	IND	84-92	26-45						
11/27	A	L	LAC	90-111	4-12	1/25	H	L	HOU	111-112	16-28	3/26	H	L	TOR	91-115	26-46						
11/28	A	L	UTA	87-101	4-13	1/28	H	W	SAC	114-105	17-28	3/28	H	W	NYK	99-91	27-46						
12/1	H	L	MEM	104-113	4-14	1/30	H	W	BKN	105-103	18-28	3/30	A	L	SAS	92-100	27-47						
12/2	A	L	HOU	101-108	4-15	2/1	H	L	MEM	95-110	18-29	3/31	H	W	DEN	106-87	28-47						
12/4	H	W	CLE	114-108*	5-15	2/3	A	L	SAS	97-110	18-30	4/3	A	W	BKN	105-87	29-47						
12/7	H	L	BOS	93-111	5-16	2/4	H	L	LAL	96-99	18-31	4/5	A	L	PHI	93-107	29-48						
12/11	H	W	WAS	107-105	6-16	2/6	A	L	CLE	84-99	18-32	4/6	A	L	BOS	97-104	29-49						
12/12	A	L	CHI	94-98	6-17	2/8	A	W	MIN	116-102	19-32	4/8	H	W	LAL	110-102	30-49						
12/14	A	L	POR	101-105	6-18	2/10	H	W	UTA	100-96	20-32	4/9	H	L	PHX	100-121	30-50						
12/16	A	W	UTA	104-94	7-18	2/11	A	L	OKC	95-121	20-33	4/11	H	L	CHI	116-121	30-51						
12/18	A	L	PHX	88-104	7-19	2/19	H	W	PHI	121-114	21-33	4/13	A	L	MIN	109-144	30-52						
12/20	A	W	DEN	130-125	8-19	2/21	A	W	DET	111-106	22-33												
12/23	H	W	POR	115-89	9-19	2/23	A	L	WAS	89-109	22-34												

* - overtime

2014-15 ROSTER & STATS

RECORD: 45-37

WEST: 29-23

EAST: 16-14

DIVISION: 8-8

HOME: 28-13

ROAD: 17-24

OVERTIME: 0-3

Head Coach: Monty Williams, Notre Dame

Lead Assistant Coach: Randy Ayers, Miami (Ohio)

Assistant Coaches: Dave Hanners, North Carolina; Bryan Gates, Boise State; Fred Vinson, Georgia Tech

Athletic Trainer: Duane Brooks, Florida A&M

2014-15 FINAL STATISTICS

PLAYER	G	GS	MIN	FG	FGA	PCT	3FG	3FGA	PCT	FT	FTA	PCT	OFF	DEF	TOT	AST	PF	DQ	STL	TO	BLK	PTS	AVG
Anthony Davis	68	68	2455	642	1199	.535	1	12	.083	571	461	.805	173	523	696	149	141	0	100	95	200	1656	24.4
Tyreke Evans	76	76	2690	521	1165	.447	69	227	.304	202	291	.694	82	334	416	521	198	3	100	246	37	1313	16.6
Jrue Holiday	40	37	1303	238	534	.446	51	135	.378	65	76	.855	32	103	135	274	110	1	63	91	23	592	14.8
Ryan Anderson	61	5	1675	291	729	.399	122	359	.340	129	151	.854	108	187	295	55	113	1	33	62	20	833	13.7
Eric Gordon	61	60	2018	285	694	.411	141	315	.448	107	133	.805	28	131	159	229	145	0	50	122	14	818	13.4
Norris Cole (NO)	28	2	683	112	252	.444	28	74	.378	26	35	.743	1	50	51	90	49	1	15	41	7	278	9.9
Omer Asik	76	76	1982	215	412	.517	0	0	---	131	225	.582	244	504	748	72	144	0	29	95	54	557	7.3
Quincy Pondexter (NO)	45	28	1253	140	312	.449	74	171	.433	50	66	.758	33	105	138	66	103	0	14	41	19	404	9.0
Austin Rivers	35	3	772	86	222	.387	14	50	.280	53	71	.746	12	56	68	87	65	0	18	30	7	239	6.8
Alexis Ajinca	68	8	957	181	329	.550	0	0	---	81	99	.818	104	211	315	47	151	0	21	69	51	443	6.5
Dante Cunningham	66	27	1652	155	339	.457	1	10	.100	29	47	.617	70	186	256	50	101	0	46	35	37	340	5.2
Toney Douglas	12	0	177	19	51	.373	5	18	.278	8	13	.615	2	20	22	24	20	0	11	10	4	51	4.3
Luke Babbitt	63	19	830	92	192	.479	59	115	.513	13	19	.684	12	99	111	24	63	0	17	26	11	256	4.1
Jimmer Fredette	50	0	509	63	166	.380	9	48	.188	43	45	.956	8	32	40	58	43	0	15	33	2	178	3.6
Elliott Williams (NO)	8	0	77	8	24	.333	3	11	.273	0	2	.000	0	5	5	8	11	0	2	0	0	19	2.4
Jeff Withey	37	0	259	32	64	.500	0	0	---	34	50	.680	23	41	64	11	26	0	4	12	18	98	2.6
John Salmons	21	0	270	16	48	.333	8	26	.308	2	4	.500	4	17	21	13	25	0	9	5	4	42	2.0
Nate Wolters (NO)	10	0	105	8	26	.308	0	2	.000	1	2	.500	6	12	18	11	7	0	3	10	2	17	1.7
Gal Mekel (NO)	4	0	43	3	20	.150	0	3	.000	0	0	---	0	1	1	13	1	0	2	2	0	6	1.5
Russ Smith	6	0	29	2	10	.200	1	6	.167	0	0	---	0	3	3	2	6	0	7	0	5	6	0.8
Darius Miller	5	1	43	1	7	.143	0	1	.000	0	0	---	0	1	1	2	8	0	1	1	0	2	0.4
PELICANS	82	--	19780	3108	6795	.457	586	1583	.370	1345	1790	.751	942	2621	3563	1806	1560	6	553	1087	510	8147	99.4
OPPONENTS	82	--	19780	3108	6814	.456	537	1605	.335	1329	1751	.759	870	2537	3407	1700	1533	4	555	1003	475	8082	98.6

GAME-BY-GAME

Date	H/A	W/L	Opp	NOP/Opp	Record	Date	H/A	W/L	Opp	NOP/Opp	Record	Date	H/A	W/L	Opp	NOP/Opp	Record						
10/28	H	W	ORL	101-84	1-0	12/26	H	W	SAS	97-90	15-14	2/25	H	W	BKN	102-96	30-27						
11/1	H	L	DAL	104-109	1-1	12/27	A	L	CHI	100-107	15-15	2/27	H	W	MIA	104-102	31-27						
11/3	A	L	MEM	81-93	1-2	12/30	H	W	PHX	110-106	16-15	3/1	A	W	DEN	99-92	32-28						
11/4	H	W	CHA	100-91	2-2	1/23	A	L	SAS	93-95*	16-16	3/2	A	L	DAL	93-102	32-28						
11/8	A	W	SAS	100-99	3-2	1/2	H	W	HOU	111-83	17-16	3/4	H	W	DET	88-85	33-28						
11/10	A	L	CLE	111-118	3-3	1/5	H	L	WAS	85-92	17-17	3/6	H	L	BOS	98-104	33-29						
11/12	H	W	LAL	109-102	4-3	1/7	A	L	CHA	94-98	17-18	3/7	H	W	MEM	95-89	34-29						
11/14	H	W	MIN	139-91	5-3	1/9	H	W	MEM	106-95	18-18	3/9	A	W	MIL	114-103	35-29						
11/17	A	L	POR	93-102	5-4	1/12	A	L	BOS	100-108	18-19	3/10	A	W	BKN	111-91	36-29						
11/18	A	W	SAC	106-100	6-4	1/14	A	W	DET	105-94	19-19	3/15	H	L	DEN	111-118**	36-30						
11/21	A	L	DEN	97-117	6-5	1/16	A	L	PHI	81-96	19-20	3/17	H	W	MIL	85-84	37-30						
11/22	A	W	UTA	106-94	7-5	1/18	A	W	TOR	95-93	20-20	3/19	A	L	PHX	72-74	37-31						
11/25	H	L	SAC	89-99	7-6	1/19	A	L	NYK	92-99	20-21	3/20	A	L	GSW	96-112	37-32						
11/28	A	L	ATL	91-100	7-7	1/21	H	W	LAL	96-80	21-21	3/22	A	L	LAC	100-107	37-33						
11/29	A	L	WAS	80-83	7-8	1/23	A	W	MIN	92-84	22-21	3/25	H	L	HOU	93-95	37-34						
12/2	H	W	OKC	112-104	8-8	1/25	H	W	DAL	109-106	23-21	3/27	H	W	SAC	102-88	38-34						
12/4	A	L	GSW	85-112	8-9	1/26	H	W	PHI	99-74	24-21	3/29	H	W	MIN	110-88	39-34						
12/6	A	L	LAC	100-120	8-10	1/28	H	L	DEN	85-93	24-22	4/1	A	W	LAL	113-92	40-34						
12/7	A	W	LAL	104-87	9-10	1/30	H	W	LAC	108-103	25-22	4/3	A	W	SAC	101-95	41-34						
12/9	H	W	NYK	104-93	10-10	2/2	H	W	ATL	115-100	26-22	4/4	A	L	POR	90-99	41-35						
12/10	A	L	DAL	107-112	10-11	2/4	H	L	OKC	91-102	26-23	4/7	H	W	GSW	103-100	42-35						
12/12	H	W	CLE	119-114	11-11	2/6	A	W	OKC	116-113	27-23	4/8	A	L	MEM	74-110	42-36						
12/14	H	L	GSW	122-128*	11-12	2/7	H	L	CHI	72-107	27-24	4/10	H	W	PHX	90-75	43-36						
12/16	H	W	UTA	119-111	12-12	2/9	H	L	UTA	96-100	27-25	4/12	A	L	HOU	114-121	43-37						
12/18	A	W	HOU	99-90	13-12	2/11	H	L	IND	93-106	27-26	4/13	A	W	MIN	100-88	44-37						
12/20	H	L	POR	88-114	13-13	2/10	A	L	ORL	84-95	27-27	4/15	H	W	SAS	108-103	45-37						
12/21	A	W	OKC	101-99	14-13	2/21	A	W	MIA	105-91	28-27												
12/23	A	L	IND	84-96	14-14	2/23	H	W	TOR	100-97	29-27												

* - overtime

2013-14 ROSTER & STATS

RECORD: 34-48

WEST: 15-37

EAST: 19-11

DIVISION: 4-12

HOME: 22-19

ROAD: 12-29

OVERTIME: 5-0

Head Coach: Monty Williams, Notre Dame

Lead Assistant Coach: Randy Ayers, Miami (Ohio)

Assistant Coaches: Dave Hanners, North Carolina; Bryan Gates, Boise State; Fred Vinson, Georgia Tech

Trainer: Jon Ishop, Texas

2013-14 FINAL STATISTICS

PLAYER	G	GS	MIN	FG	FGA	PCT	3FG	3FGA	PCT	FT	FTA	PCT	OFF	DEF	TOT	AST	PF	QD	STL	TO	BLK	PTS	AVG
Anthony Davis	67	66	2358	522	1005	519	2	9	.222	348	440	.791	207	466	673	105	200	1	89	109	189	1394	20.8
Ryan Anderson	22	14	795	155	354	438	67	164	.409	59	62	.952	66	76	142	17	47	0	10	20	7	456	19.8
Eric Gordon	64	64	2058	356	817	436	101	258	.391	175	223	.785	30	135	165	208	114	2	74	134	12	988	15.4
Tyreke Evans	72	22	2028	391	897	436	21	95	.221	239	310	.771	76	265	341	363	155	0	84	175	21	1042	14.5
Jrue Holiday	34	34	1144	203	454	447	30	77	.390	51	63	.810	28	114	142	268	92	0	56	105	12	487	14.3
Jason Smith	31	27	831	131	282	465	0	0	---	39	50	.780	51	130	181	29	100	3	11	28	29	301	9.7
Brian Roberts	72	42	1667	244	581	420	64	178	.360	125	133	.940	17	119	136	234	132	2	43	95	7	677	9.4
Anthony Morrow	76	9	1426	238	520	458	88	195	.451	72	87	.828	29	111	140	59	102	0	38	51	12	636	8.4
Austin Rivers	69	4	1339	192	474	405	36	99	.364	110	173	.636	26	103	129	160	134	0	45	77	9	530	7.7
Al-Farouq Aminu	80	65	2046	234	494	474	13	48	.271	91	137	.664	129	367	496	114	147	1	82	88	38	572	7.2
Luke Babbitt	27	2	474	60	154	390	36	95	.379	14	18	.778	18	70	88	29	52	0	7	15	11	170	6.3
Alexis Ajinca	56	30	951	136	249	546	0	1	.000	56	67	.836	94	183	277	40	187	3	23	63	46	328	5.9
James Southerland	3	0	28	5	12	.417	3	5	.600	1	2	.500	0	8	8	0	3	0	1	1	2	14	4.7
Darius Miller	45	7	723	73	166	440	25	77	.325	29	36	.806	9	43	52	43	88	0	24	22	9	200	4.4
Jeff Withey	58	4	685	69	129	535	0	1	.000	52	73	.712	49	101	150	26	73	0	15	20	50	190	3.3
Melvin Ely	2	0	28	3	6	.500	0	0	---	0	0	.000	0	1	1	0	5	0	0	0	1	6	3.0
Greg Stiemsma	55	20	1007	70	122	574	0	1	.000	19	32	.594	72	154	226	36	169	3	35	44	57	159	2.9
Lou Amundson	18	0	184	16	32	500	0	0	---	6	24	.250	28	27	55	6	49	2	9	14	11	38	2.1
Lance Thomas	5	0	43	2	9	.222	0	0	---	2	4	.500	2	5	7	3	4	0	2	0	6	1.2	
Arinze Onuaku	3	0	26	1	4	.250	0	0	---	1	2	.500	2	5	7	3	3	0	1	0	1	3	1.0
Josh Childers	4	0	24	0	0	.000	0	0	---	0	0	---	0	3	3	2	1	0	1	1	0	0	0.0
PELICANS	82	--	19855	3101	6761	459	486	1303	.373	1489	1936	.769	933	2486	4040	1745	1876	17	647	1129	523	8177	99.7
OPPONENTS	82	--	19855	3055	6567	465	652	1827	.357	1637	2176	.752	881	2538	4118	1845	1664	7	577	1185	504	8399	102.4

GAME-BY-GAME

Date	H/A	W/L	Opp	NOP/Opp	Record	Date	H/A	W/L	Opp	NOP/Opp	Record	Date	H/A	W/L	Opp	NOP/Opp	Record					
10/30	H	L	IND	90-95	0-1	12/30	H	W	POR	110-108	14-15	2/26	A	L	DAL	89-108	23-34					
11/1	A	L	ORL	91-110	0-2	1/1	A	L	MIN	112-124	14-16	2/28	A	L	PHX	104-116	23-35					
11/2	H	W	CHA	105-84	1-2	1/3	A	W	BOS	95-92	15-16	3/1	A	L	LAC	76-108	23-36					
11/5	H	L	PHX	98-104	1-3	1/4	A	L	IND	82-99	15-17	3/3	A	L	SAC	89-96	23-37					
11/6	A	W	MEM	99-84	2-3	1/7	A	L	MIA	88-107	15-18	3/4	A	W	LAL	132-125	24-37					
11/8	H	W	LAL	96-85	3-3	1/8	H	L	WAS	96-102	15-19	3/7	H	W	MIL	112-104	24-37					
11/10	A	L	PHX	94-101	3-4	1/10	H	L	DAL	90-107	15-20	3/9	H	W	DEN	111-107*	26-37					
11/12	A	L	LAL	95-116	3-5	1/11	A	L	DAL	107-110	15-21	3/12	H	L	MEM	88-90	26-38					
11/13	A	L	UTA	105-111	3-6	1/13	H	L	SAS	95-101	15-22	3/14	H	L	POR	103-111	26-39					
11/16	H	W	PHI	135-98	4-6	1/15	H	L	HOU	100-103	15-23	3/16	H	W	BOS	121-120*	27-39					
11/20	H	W	UTA	105-98	5-6	1/18	H	L	GSW	87-97	15-24	3/19	H	L	TOR	100-107	27-40					
11/22	H	W	CLE	104-100	6-6	1/20	A	W	MEM	95-92	16-24	3/21	A	W	ATL	111-105	28-40					
11/25	A	L	SAS	93-112	6-7	1/21	H	L	SAC	97-114	16-25	3/22	H	W	MIA	105-95	29-40					
11/26	H	L	GSW	101-102	6-8	1/24	A	W	DET	103-102	17-25	3/24	H	W	BKN	109-104*	30-40					
11/29	A	W	PHI	121-105	7-8	1/26	H	W	ORL	100-92	18-25	3/26	H	W	LAC	98-96	31-40					
12/1	A	W	NYK	103-99	8-8	1/28	A	W	CLE	100-89	19-25	3/28	H	W	UTA	102-95	32-40					
12/2	A	W	CHI	131-128**	9-8	1/29	A	L	MIN	77-88	19-26	3/29	A	L	SAS	80-96	32-41					
12/4	H	L	DAL	97-100	9-9	2/1	H	W	CHI	88-79	20-26	3/31	H	L	SAC	97-102	32-42					
12/6	H	L	OKC	95-109	9-10	2/3	H	L	SAS	95-102	20-27	4/2	A	L	DEN	107-137	32-43					
12/11	H	W	DET	111-106*	10-10	2/5	H	W	ATL	105-100	21-27	4/4	A	L	UTA	96-100	32-44					
12/13	H	W	MEM	104-98	11-10	2/7	H	W	MIN	98-91	22-27	4/6	A	L	POR	94-100	32-45					
12/15	A	L	DEN	93-102	11-11	2/9	A	L	BKN	81-95	22-28	4/9	H	L	PHX	88-94	32-46					
12/17	A	L	GSW	93-104	11-12	2/10	A	L	TOR	101-107	22-29	4/11	A	L	OKC	94-116	32-47					
12/18	A	L	LAC	95-108	11-13	2/12	A	W	MIL	102-98	23-29	4/12	A	L	HOU	104-111	32-48					
12/21	A	L	POR	107-110	11-14	2/19	H	L	NYK	91-98	23-30	4/14	H	W	OKC	101-89	33-48					
12/23	A	W	SAC	113-100	12-14	2/21	A	L	CHA	87-90	23-31	4/16	H	W	HOU	105-100	34-48					
12/27	H	W	DEN	105-89	13-14	2/22	A	L	WAS	93-94	23-32											
12/28	A	L	HOU	98-107	13-15	2/24	H	L	LAC	110-123	23-33											

* - overtime

2012-13 ROSTER & STATS

RECORD: 27-55

WEST: 15-37

EAST: 12-18

DIVISION: 3-11

HOME: 16-25

ROAD: 11-30

OVERTIME: 1-3

Head Coach: Monty Williams, Notre Dame

Lead Assistant Coach: Randy Ayers, Miami (Ohio)

Assistant Coaches: Dave Hanners, North Carolina; Bryan Gates, Boise State;

Fred Vinson, Georgia Tech

Trainer: Jon Ishop, Texas

2012-13 FINAL STATISTICS

PLAYER	G	GS	MIN	FG	FGA	PCT	3FG	3FGA	PCT	FT	FTA	PCT	OFF	DEF	TOT	AST	PF	DQ	STL	TO	BLK	PTS	AVG
Eric Gordon	42	40	1264	235	584	.402	56	173	.324	187	222	.842	10	67	77	157	75	1	45	117	8	713	17.0
Ryan Anderson	81	22	2503	472	1115	.423	213	557	.382	152	180	.844	191	328	519	97	179	2	42	97	31	1309	16.2
Greivis Vasquez	78	78	2685	438	1012	.433	83	243	.342	124	154	.805	45	294	337	704	190	0	66	247	6	1083	13.9
Anthony Davis	64	60	1846	349	676	.516	0	6	.000	169	225	.751	165	357	522	63	158	0	75	89	112	867	13.5
Robin Lopez	82	82	2136	384	719	.534	0	0	---	161	207	.778	226	236	462	64	167	1	32	110	128	929	11.3
Jason Smith	51	0	876	167	341	.490	0	4	.000	86	102	.843	64	122	186	34	123	0	15	55	45	420	8.2
Al-Farouq Aminu	76	71	2066	225	474	.475	4	19	.211	101	137	.737	139	446	585	103	153	0	92	116	51	555	7.3
Brian Roberts	78	5	1324	213	511	.417	59	153	.386	70	77	.909	17	80	97	219	108	0	37	71	3	555	7.1
Austin Rivers	61	26	1418	145	390	.372	28	86	.326	59	108	.546	16	93	109	127	122	0	26	74	9	377	6.2
Roger Mason	69	13	1219	132	305	.433	66	159	.415	39	43	.907	11	121	132	74	104	0	26	51	11	369	5.3
Hakim Warrick	1	0	7	1	2	.500	0	0	---	2	2	1.000	0	0	0	0	0	0	1	0	0	4	4.0
Xavier Henry	50	2	625	66	161	.410	4	11	.364	58	92	.630	21	69	90	13	72	0	16	31	5	194	3.9
Donald Sloan (NO)	3	0	6	0	0	---	0	0	---	0	0	---	0	0	0	1	0	0	0	1	0	0	0.0
Lance Thomas	59	9	646	53	106	.500	0	0	---	43	59	.729	44	71	115	17	78	0	11	14	7	149	2.5
Darius Miller	52	2	694	44	108	.407	22	56	.393	8	8	1.000	8	70	78	44	89	0	17	23	12	118	2.3
Dom McGuire	9	0	145	9	21	.429	0	0	---	1	2	.500	7	21	28	9	13	0	8	5	3	19	2.1
Henry Sims	2	0	5	2	3	.667	0	0	---	0	0	---	2	0	2	0	1	0	0	1	0	4	2.0
Lou Amundson (NO)	18	0	209	18	42	.429	0	0	---	8	16	.500	24	34	58	8	27	0	9	8	6	44	2.4
Terrel Harris (NO)	13	0	108	2	19	.105	0	7	.000	1	2	.500	0	17	17	7	14	0	2	13	3	5	0.4
NEW ORLEANS	82	--	19780	2955	6589	.448	535	1474	.363	1269	1636	.776	988	2426	3414	1721	1673	4	520	1193	440	7714	94.1
OPPONENTS	82	--	19780	3030	6435	.471	632	1688	.374	1339	1764	.759	835	2391	3226	1915	1534	6	648	1086	492	8031	97.9

GAME-BY-GAME

Date	H/A	W/L	Opp	NOH/Opp	Record
10/31	H	L	SAS	95-99	0-1
11/2	H	W	UTA	88-86	1-1
11/3	A	W	CHI	89-82	2-1
11/7	H	L	PHI	62-77	2-2
11/9	H	W	CHA	107-99	3-2
11/14	A	L	HOU	96-100	3-3
11/16	H	L	OKC	95-110	3-4
11/17	A	L	MIL	113-117	3-5
11/20	H	L	NYK	80-102	3-6
11/21	A	L	IND	107-115*	3-7
11/23	A	L	PHX	108-111*	3-8
11/25	A	L	DEN	84-102	3-9
11/26	A	W	LAC	105-98	4-9
11/28	H	L	UTA	84-96	4-10
12/1	H	L	OKC	79-100	4-11
12/3	H	W	MIL	102-81	5-11
12/5	H	L	LAL	105-87	5-12
12/7	H	L	MEM	89-96	5-13
12/8	A	L	MIA	90-106	5-14
12/11	H	L	WAS	77-70	5-15
12/12	A	L	OKC	88-92	5-16
12/14	H	L	MIN	102-113	5-17
12/16	A	L	POR	94-95	5-18
12/18	A	L	GSW	96-103	5-19
12/19	A	L	LAC	77-93	5-20
12/21	A	L	SAS	94-99	5-21
12/22	H	L	IND	75-81	5-22
12/26	A	W	ORL	97-94	6-22

Date	H/A	W/L	Opp	NOP/Opp	Record
12/28	H	L	TOR	97-104*	6-23
12/29	A	W	CHA	98-95	7-23
1/1	H	L	ATL	86-95	7-24
1/2	A	L	HOU	92-104	7-25
1/5	A	W	DAL	99-96*	8-25
1/7	H	W	SAS	95-88	9-25
1/9	H	W	HOU	88-79	10-25
1/11	H	W	MIN	104-92	11-25
1/13	A	L	NYK	87-100	11-26
1/15	A	W	PHI	111-99	12-26
1/16	A	W	BOS	90-78	13-26
1/19	H	L	GSW	112-116	13-27
1/21	H	W	SAC	114-105	14-27
1/23	A	L	SAS	102-106	14-28
1/25	H	L	HOU	82-100	14-29
1/27	A	W	MEM	91-83	15-29
1/29	A	L	LAL	106-11	15-30
1/30	A	L	UTA	99-104	15-31
2/1	A	L	DEN	98-113	15-32
2/2	A	L	MIN	86-115	15-33
2/6	H	W	PHX	93-84	16-33
2/8	A	W	ATL	111-100	17-33
2/10	A	L	TOR	89-102	17-34
2/11	A	W	DET	105-86	18-34
2/13	H	W	POR	99-63	19-34
2/19	H	L	CHI	87-96	19-35
2/20	A	L	CLE	100-105	19-36
2/22	H	L	DAL	100-104	19-37

Date	H/A	W/L	Opp	NOP/Opp	Record
2/24	H	W	SAC	110-95	20-37
2/26	H	L	BKN	97-101	20-38
2/27	A	L	OKC	74-119	20-39
3/1	H	W	DET	100-95	21-39
3/4	H	L	ORL	101-105	21-40
3/6	H	L	LAL	102-108	21-41
3/9	A	L	MEM	85-96	21-42
3/10	H	W	POR	98-96	22-42
3/12	A	L	BKN	98-108	22-43
3/15	A	L	WAS	87-96	22-44
3/17	A	L	MIN	95-97	22-45
3/18	H	L	GSW	72-93	22-46
3/20	H	W	BOS	87-86	23-46
3/22	H	W	MEM	90-83	24-46
3/25	H	W	DEN	110-86	25-46
3/27	H	L	LAC	91-105	25-47
3/29	H	L	MIA	89-108	25-48
3/31	H	W	CLE	112-92	26-48
4/3	A	L	GSW	88-98	26-49
4/5	A	L	UTA	83-95	26-50
4/7	A	W	PHX	95-92	27-50
4/9	A	L	LAL	96-104	27-51
4/10	A	L	SAC	110-121	27-52
4/12	H	L	LAC	93-96	27-53
4/14	H	L	DAL	89-107	27-54
4/17	A	L	DAL	87-99	27-55

* - overtime

2011-12 ROSTER & STATS

RECORD: 21-45
WEST: 14-34
EAST: 7-11
DIVISION: 3-11
HOME: 11-22
ROAD: 10-23
OVERTIME: 1-3

Head Coach: Monty Williams, Notre Dame
 Lead Assistant Coach: Randy Ayers, Miami (Ohio)
 Assistant Coaches: James Borrego, San Diego; Dave Hanners, North Carolina;
 Bryan Gates, Boise State;
 Fred Vinson, Georgia Tech
 Trainer: Jon Ishop, Texas

2011-12 FINAL STATISTICS

PLAYER	G	GS	MIN	FG	FGA	PCT	3FG	3FGA	PCT	FT	FTA	PCT	OFF	DEF	TOT	AST	PF	DO	STL	TO	BLK	PTS	AVG
Eric Gordon	9	9	310	63	140	.450	10	40	.250	49	65	.754	2	23	25	31	20	0	13	24	4	185	20.6
Jarrett Jack	45	39	1530	266	583	.456	39	112	.348	129	148	.872	23	153	176	285	93	0	31	106	9	700	15.6
Chris Kaman	47	33	1372	266	597	.446	0	0	--	84	107	.785	89	275	364	101	106	0	25	129	77	616	13.1
Carl Landry	41	8	999	182	362	.503	0	3	.000	147	184	.799	78	136	214	38	89	0	13	64	12	511	12.5
Marco Belinelli	66	55	1966	286	686	.417	107	284	.377	101	129	.783	19	153	172	101	115	1	48	69	5	780	11.8
Trevor Ariza	41	41	1350	168	403	.417	29	87	.333	79	102	.775	41	174	215	135	73	0	69	76	25	444	10.8
Jason Smith	40	29	947	181	348	.520	1	9	.111	33	47	.702	72	124	196	34	102	0	21	40	41	396	9.9
Emeka Okafor	27	27	781	114	214	.533	0	0	--	38	74	.514	70	143	213	24	73	0	16	37	26	266	9.9
Greivis Vasquez	66	26	1706	225	523	.430	43	135	.319	96	117	.821	23	150	173	359	126	1	60	148	8	589	8.9
Jerome Dyson	9	1	180	19	48	.396	1	8	.125	28	36	.778	2	17	19	18	19	0	11	20	2	67	7.4
Al-Farouq Aminu	66	21	1477	150	365	.411	13	47	.277	86	114	.754	95	213	308	66	136	1	59	91	34	399	6.0
Gustavo Ayon	54	24	1088	140	261	.536	0	1	.000	39	63	.619	86	179	265	74	118	2	53	46	46	319	5.9
Xavier Henry (NO)	45	0	759	90	228	.395	7	17	.412	52	85	.612	24	82	106	35	59	0	26	35	8	239	5.3
Darryl Watkins	5	0	98	7	14	.500	0	0	--	9	18	.500	8	19	27	3	14	0	5	8	4	23	4.6
Dajuan Summers	15	6	209	28	65	.431	5	16	.313	7	9	.778	8	15	23	10	31	1	7	8	0	68	4.5
Donald Sloan	3	0	41	5	14	.357	0	2	.000	2	4	.500	2	1	3	8	2	0	2	5	0	12	4.0
Lance Thomas	42	10	630	57	126	.452	0	1	.000	52	62	.839	49	77	126	12	78	0	10	24	7	166	4.0
Solomon Jones(NO)	11	1	196	23	53	.434	0	0	--	15	18	.833	21	20	41	7	31	1	5	13	6	61	5.5
Cardell Johnson	15	0	119	11	35	.314	4	15	.267	1	3	.333	1	8	9	22	11	0	8	7	0	27	1.8
Chris Johnson (NO)	7	0	82	9	18	.500	0	0	--	5	7	.714	7	15	22	1	13	0	5	8	1	23	3.3
Trey Johnson	11	0	61	8	14	.571	0	0	--	5	5	1.000	3	9	12	4	10	0	1	5	0	21	1.9
Jeff Foote	4	0	39	2	6	.333	0	0	--	0	0	--	1	5	6	0	5	0	2	1	4	1.0	
NEW ORLEANS	66	--	15940	2300	5103	.451	259	777	.333	1057	1397	.757	724	1991	2715	1368	1324	7	488	1024	316	5916	89.6
OPPONENTS	66	--	15940	2305	5188	.444	425	1342	.317	1129	1487	.759	731	1910	2641	1379	1235	4	523	915	380	6164	93.4

GAME-BY-GAME

Date	H/A	W/L	Opp	NOH/Opp	Record	Date	H/A	W/L	Opp	NOH/Opp	Record	Date	H/A	W/L	Opp	NOH/Opp	Record
12/26	A	W	PHO	85-84	1-0	2/15	A	W	MIL	92-89	6-24	4/9	H	L	LAL	91-93	15-43
12/28	H	W	BOS	97-78	2-0	2/17	A	W	NYK	89-85	7-24	4/11	H	W	SAC	105-96	16-43
12/30	H	L	PHO	78-93	2-1	2/20	A	L	OKC	93-101	7-25	4/13	H	W	UTA	96-85	17-43
1/1	A	L	SAC	80-96	2-2	2/21	A	L	IND	108-117*	7-26	4/15	H	W	MEM	88-75	18-43
1/2	A	L	UTA	90-94	2-3	2/22	A	W	CLE	89-84	8-26	4/16	A	W	CHA	75-67	19-43
1/4	H	L	PHI	93-101	2-4	2/28	A	L	CHI	95-99	8-27	4/19	H	W	HOU	105-99*	20-43
1/6	H	L	DEN	88-96	2-5	2/29	H	L	TOR	84-95	8-28	4/22	A	L	LAC	98-107	20-44
1/7	A	L	DAL	81-96	2-6	3/2	H	W	DAL	97-92	9-28	4/24	A	W	GSW	83-81	21-44
1/9	A	W	DEN	94-81	3-7	3/3	H	L	IND	84-102	9-29	4/26	A	L	HOU	77-84	21-45
1/11	H	L	OKC	85-95	3-8	3/5	A	L	POR	74-86	9-30						
1/13	H	L	MIN	80-87	3-9	3/7	A	L	SAC	98-99	9-31						
1/14	A	L	MEM	99-108	3-10	3/9	A	L	DEN	97-110	9-32						
1/16	H	L	POR	77-84	3-11	3/10	A	W	MIN	95-89	10-32						
1/18	H	L	MEM	87-93	3-12	3/12	H	L	CHA	71-73	10-33						
1/19	A	L	HOU	88-90*	3-13	3/14	H	L	LAL	101-107*	10-34						
1/21	H	L	DAL	81-83	3-14	3/15	H	L	WAS	89-99	10-35						
1/23	H	L	SAS	102-104	3-15	3/17	A	W	NUN	102-94	11-35						
1/25	A	L	OKC	91-101	3-16	3/21	H	L	GSW	92-101	11-36						
1/27	H	W	ORL	95-67	4-16	3/22	H	W	LAC	97-90	12-36						
1/29	H	L	ATL	72-94	4-17	3/24	H	L	SAS	86-89	12-37						
1/30	A	L	MIA	95-109	4-18	3/26	A	L	LAC	85-97	12-38						
2/1	H	L	PHO	103-120	4-19	3/28	A	W	GSW	102-87	13-38						
2/2	A	L	SAS	81-93	4-20	3/29	A	L	POR	93-99	13-39						
2/4	A	L	DET	87-89	4-21	3/31	A	L	LAL	85-88	13-40						
2/6	H	L	SAC	92-100	4-22	4/1	A	L	PHO	75-92	13-41						
2/8	H	L	CHI	67-90	4-23	4/4	H	W	DEN	94-92	14-41						
2/10	H	L	POR	86-94	4-24	4/6	A	L	SAS	103-128	14-42						
2/13	H	W	UTA	86-80	5-24	4/7	H	W	MIN	99-90	15-42						

* - overtime

2010-11 ROSTER & STATS

RECORD: 46-36
WEST: 27-25
EAST: 19-11
DIVISION: 9-7
HOME: 28-13
ROAD: 18-23
OVERTIME: 4-2

Head Coach: Monty Williams, Notre Dame
 Lead Assistant Coach: Michael Malone, Loyola (MD)
 Assistant Coaches: Randy Ayers, Miami (Ohio); James Borrego, San Diego;
 Bryan Gates, Boise State; Fred Vinson, Georgia Tech
 Trainer: Jon Ishop, Texas

2010-11 FINAL STATISTICS

PLAYER	G	GS	MIN	FG	FGA	PCT	3FG	3FGA	PCT	FT	FTA	PCT	OFF	DEF	TOT	AST	PF	DO	STL	TO	BLK	PTS	AVG
David West	70	70	2451	528	1040	50.8	2	9	222	264	327	.807	155	374	529	164	202	1	67	142	62	1322	18.9
Chris Paul	80	80	2890	430	928	46.3	71	183	388	337	384	.878	38	289	327	782	196	0	188	177	5	1268	15.8
Carl Landry (NO)	23	10	602	107	203	52.7	0	1	0.00	58	73	.795	38	56	94	13	71	1	10	27	12	272	11.8
Trevor Ariza	75	75	2600	303	762	39.8	82	271	303	138	197	.701	61	347	408	162	180	0	120	118	31	826	11.0
Marco Bellinelli	80	69	1957	302	691	43.7	134	324	414	98	125	.784	17	134	151	92	146	0	38	77	6	836	10.4
Emeka Okafor	72	72	2287	300	524	57.3	0	1	0.00	145	258	.562	230	454	684	42	230	4	40	119	127	745	10.3
Willie Green	77	13	1674	270	609	44.3	54	155	348	78	100	.780	22	139	161	74	143	0	36	67	13	672	8.7
Jarrett Jack (NO)	70	2	1375	212	515	41.2	29	84	345	142	168	.845	14	117	131	183	77	0	40	76	6	595	8.5
Marcus Thornton	46	0	745	137	334	41.0	35	93	376	50	66	.758	25	106	131	43	50	0	19	37	4	359	7.8
Peja Stojakovic	6	0	89	14	33	42.4	11	25	44.0	6	7	.875	0	6	6	6	2	0	2	4	0	45	7.5
Jerryd Bayless	11	0	149	17	49	34.7	3	14	214	13	17	.765	2	13	15	28	16	0	2	17	1	50	4.5
Aaron Gray	77	6	1102	136	307	44.3	0	2	0.00	59	70	.843	89	152	241	36	150	0	26	53	32	331	4.3
Jason Smith	41	6	531	56	99	56.6	0	0	--	17	34	.500	59	112	171	16	96	2	11	32	12	129	3.1
Quincy Pondexter	66	6	734	73	180	40.6	18	50	360	24	34	.706	23	65	88	28	63	0	17	16	10	188	2.8
David Andersen (NO)	29	0	223	33	74	44.6	5	13	385	7	15	.467	12	38	50	6	29	0	2	14	6	78	2.7
Didier Ilunga-Muenga	41	0	330	23	49	46.9	0	0	--	13	18	.722	35	51	86	6	52	0	21	27	59	1.4	
Sasha Pavlovic	4	1	50	2	11	18.2	0	5	0.00	0	0	--	0	6	6	4	4	0	1	4	4	1.0	
Patrick Ewing Jr.	7	0	19	0	5	0.00	0	2	0.00	3	4	.750	1	1	2	2	1	0	0	1	3	0.4	
Pops Mensah-Bonsu	7	0	35	1	3	33.3	0	0	0	0	0	--	3	8	11	2	11	0	0	2	0	2	0.3
NEW ORLEANS	82	--	19830	2944	6416	45.9	444	1232	360	1452	1897	.765	824	2468	3914	1691	1719	8	624	1069	359	7784	94.9
OPPONENTS	82	--	19830	2882	6306	45.7	557	1562	357	1390	1805	.770	769	2457	3842	1739	1674	5	497	1192	396	7171	94.0

GAME-BY-GAME

Date	H/A	W/L	Opp	NOH/Opp	Record	Date	H/A	W/L	Opp	NOH/Opp	Record	Date	H/A	W/L	Opp	NOH/Opp	Record					
10/27	H	W	MIL	95-91	1-0	12/22	H	W	NUN	105-91	17-12	2/15	A	L	GSW	89-102	33-24					
10/29	H	W	DEN	101-95	2-0	12/26	H	W	ATL	93-86	18-12	2/16	A	L	POR	96-103	33-25					
10/30	A	W	SAS	99-90	3-0	12/27	A	L	MIN	98-113	18-13	2/23	H	W	LAC	98-87	34-25					
11/3	A	W	HOU	107-99	4-0	12/29	H	L	LAL	88-103*	18-14	2/25	A	W	MIN	95-81	35-25					
11/05	H	W	MIA	96-93	5-0	12/31	A	W	BOS	83-81	19-14	2/27	H	L	HOU	89-91	35-26					
11/6	A	W	MIL	87-81	6-0	1/1	A	W	WAS	92-81	20-14	3/1	A	L	TOR	90-96	35-27					
11/9	H	W	LAC	101-82	7-0	1/3	H	W	PHI	84-77	21-14	3/2	A	L	NYK	88-107	35-28					
11/13	H	W	POR	107-87	8-0	1/5	H	L	GSW	103-110	21-15	3/4	A	W	MEM	98-91	36-28					
11/15	A	L	DAL	95-98	8-1	1/7	A	L	LAC	101-97	21-16	3/6	A	W	CLE	96-81	37-28					
11/17	H	W	DAL	99-97	9-1	1/9	A	W	DEN	96-87	22-16	3/7	A	L	CHI	77-85	37-29					
11/19	H	W	CLE	108-101	10-1	1/12	H	W	ORL	92-89	23-16	3/9	H	W	DAL	93-92	38-29					
11/21	A	W	SAC	75-71	11-1	1/14	A	W	HOU	110-105*	24-16	3/12	H	W	SAC	115-103	39-29					
11/22	A	L	LAC	99-95	11-2	1/15	A	W	CHA	88-81	25-16	3/14	H	L	DEN	103-114	39-30					
11/24	A	L	UTA	87-105	11-3	1/17	H	W	TOR	85-81	26-16	3/16	H	W	PHO	100-95	40-30					
11/26	A	W	POR	97-78	12-3	1/19	H	W	MEM	103-102*	27-16	3/19	H	L	BOS	85-89	40-31					
11/28	H	L	SAS	95-109	12-4	1/21	A	W	ATL	100-59*	28-16	3/24	A	W	UTH	121-117*	41-31					
11/29	A	L	OKC	89-95	12-5	1/22	H	W	SAS	96-72	29-16	3/25	A	W	PHO	106-100	42-31					
12/1	H	W	CHA	89-73	13-5	1/24	H	W	OKC	91-89	30-16	3/27	A	L	LAL	84-102	42-32					
12/3	H	L	NYK	92-100	13-6	1/26	A	W	GSW	112-103	31-16	3/30	H	W	POR	95-91	43-32					
12/5	A	L	SAS	84-109	13-7	1/29	A	L	SAC	96-102	31-17	4/1	H	L	MEM	81-93	43-33					
12/8	H	W	DET	93-74	14-7	1/30	A	L	PHO	102-104	31-18	4/3	H	W	IND	108-96	44-33					
12/10	H	L	OKC	92-97	14-8	2/1	H	W	WAS	97-89	32-18	4/6	H	W	HOU	101-93	45-33					
12/12	A	L	PHI	70-88	14-9	2/2	A	L	OKC	93-104	32-19	4/8	H	W	PHO	109-97	46-33					
12/13	A	L	MIA	96-84	14-10	2/5	H	L	LAL	95-101	32-20	4/10	A	L	MEM	89-111	46-34					
12/15	H	W	SAC	94-91	15-10	2/7	H	L	MIN	92-104	32-21	4/11	H	L	UTH	78-90	46-35					
12/17	H	W	UTH	100-71	16-10	2/9	A	L	NUN	101-103*	32-22	4/13	A	L	DAL	89-121	46-36					
12/19	A	L	DET	108-111	16-11	2/11	A	W	ORL	99-93	33-22											
12/20	A	L	IND	93-94	16-12	2/12	H	L	CHI	88-97	33-23											

* - overtime

2009-10 ROSTER & STATS

RECORD: 37-45
WEST: 26-26
EAST: 11-19
DIVISION: 7-9
HOME: 24-17
ROAD: 13-28
OVERTIME: 3-3

Head Coach: Jeff Bower, St. Francis College (PA)
 Assistant Coaches: Paul Pressey, Tulsa; Charlie Parker, Findlay (Ohio);
 Rob Werdann, St. John's; Robert Pack, Southern California
 Trainer: Terry Kofler, Xavier

2009-10 FINAL STATISTICS

PLAYER	G	GS	MIN	FG	FGA	PCT	3FG	3FGA	PCT	FT	FIA	PCT	OFF	DEF	TOT	AST	PF	DQ	STL	TO	BLK	PTS	AVG
David West	81	81	2949	619	1226	.505	7	27	.259	296	342	.865	164	441	605	239	233	0	76	173	60	1541	19.0
Chris Paul	45	45	1712	314	637	.493	52	127	.409	161	190	.847	20	171	191	480	118	2	96	112	8	841	18.7
Marcus Thornton	73	17	1872	398	883	.451	117	313	.374	144	177	.814	72	139	211	114	127	0	58	76	11	1057	14.5
Peja Stojakovic	62	55	1947	278	688	.404	132	352	.375	96	107	.897	39	188	227	92	83	0	48	56	5	784	12.6
Darren Collison	76	37	2109	376	789	.477	46	115	.400	148	174	.851	41	151	192	432	92	0	78	202	4	946	12.4
Emeka Okafor	82	82	2370	348	656	.530	0	0	---	154	274	.562	251	491	742	55	218	1	54	111	127	850	10.4
Devin Brown	39	37	967	128	325	.394	54	147	.367	69	86	.802	27	82	109	58	62	0	30	57	5	379	9.7
Darius Songaila	75	1	1410	241	488	.494	1	6	.167	60	74	.811	59	173	232	70	206	1	62	81	14	543	7.2
Morris Peterson	46	39	973	116	301	.385	62	171	.363	33	54	.611	17	109	126	41	81	0	25	27	5	327	7.1
Bobby Brown	22	0	328	60	152	.395	17	66	.258	8	8	1.000	1	17	18	46	28	0	9	24	1	145	6.6
James Posey	77	2	1731	126	345	.365	81	242	.335	66	80	.825	32	297	329	117	204	1	42	51	19	399	5.2
Julian Wright	68	14	871	116	232	.500	2	6	.333	25	41	.610	58	86	144	41	45	0	29	44	18	259	3.8
Aaron Gray (NO)	24	0	261	34	61	.557	0	0	---	18	21	.857	40	50	90	20	44	0	9	17	11	86	3.6
Hilton Armstrong	18	0	239	19	50	.380	0	0	---	13	28	.464	17	44	61	16	44	1	8	13	8	51	2.8
Sean Marks	14	0	75	4	8	.500	0	0	---	2	5	.400	14	9	23	2	17	0	0	2	3	10	0.7
Jason Hart (NO)	4	0	17	1	1	1.000	0	0	---	0	0	---	0	2	5	4	0	1	3	1	2	0.5	
NEW ORLEANS	82	---	19830	3178	6842	.464	571	1572	.363	1293	1661	.778	852	2450	3302	1828	1606	6	625	1103	300	8220	100.2
OPPONENTS	82	---	19830	3250	6730	.483	539	1517	.355	1383	1841	.751	870	2586	3456	1925	1597	10	574	1177	367	8422	102.7

GAME-BY-GAME

Date	H/A	W/L	Opp	NOH/Opp	Record
10/28	A	L	SAS	96-113	0-1
10/30	H	W	SAC	97-92	1-1
11/1	A	L	BOS	87-97	1-2
11/2	A	L	NYK	111-117	1-3
11/4	H	W	DAL	114-107*	2-3
11/6	H	L	TOR	90-107	2-4
11/8	A	L	LAL	88-104	2-5
11/9	A	W	LAC	112-84	3-5
11/10	A	L	PHO	104-124	3-6
11/13	H	L	POR	78-86	3-7
11/14	A	L	ATL	98-121	3-8
11/17	H	W	LAC	110-102	4-8
11/19	H	W	PHO	110-105	5-8
11/21	H	W	ATL	96-88	6-8
11/22	A	L	MIA	101-102	6-9
11/25	H	W	MIL	102-99*	7-9
11/29	A	L	SAC	96-112	7-10
12/1	A	L	LAL	99-110	7-11
12/4	H	W	MIN	98-89	8-11
12/8	H	W	SAC	96-94	9-11
12/9	A	W	MIN	97-96	10-11
12/11	H	L	NYK	96-113	10-12
12/14	A	L	DAL	90-94	10-13
12/16	H	W	DET	95-87	11-13
12/18	H	W	DEN	98-92	12-13
12/20	A	L	TOR	92-98	12-14
12/23	H	W	GSW	108-102	13-14
12/26	A	L	CHI	85-96	13-15

Date	H/A	W/L	Opp	NOH/Opp	Record
12/29	A	L	HOU	100-108	13-16
12/30	H	W	MIA	95-91	14-16
1/2	H	W	HOU	99-95	15-16
1/4	A	W	UTA	91-87	16-16
1/6	A	W	OKC	97-92	17-16
1/8	H	W	NUN	103-99	18-16
1/10	A	W	WAS	115-110	19-16
1/11	A	L	PHI	92-96	19-17
1/13	H	W	LAC	108-94	20-17
1/15	A	L	DET	104-110*	20-18
1/16	A	W	IND	101-96	21-18
1/18	H	L	SAS	90-97	21-19
1/20	H	W	MEM	113-111	22-19
1/22	A	W	MIN	96-94	23-19
1/23	A	L	DEN	110-116*	23-20
1/25	A	W	POR	98-97	24-20
1/27	A	W	GSW	123-110	25-20
1/29	H	L	CHI	106-108*	25-21
1/30	A	W	MEM	109-102*	26-21
2/1	H	L	PHO	100-109	26-22
2/3	H	L	OKC	99-103	26-23
2/5	H	L	PHI	94-101	26-24
2/6	A	W	CHA	104-99	27-24
2/8	A	L	ORL	117-123	27-25
2/10	H	W	BOS	93-85	28-25
2/17	H	L	UTA	90-98	28-26
2/19	H	W	IND	107-101	29-26
2/21	H	W	HOU	102-94	30-26

Date	H/A	W/L	Opp	NOH/Opp	Record
2/23	A	L	CLE	95-105	30-27
2/24	A	L	MIL	95-115	30-28
2/26	H	W	ORL	100-95	31-28
2/28	A	L	DAL	100-108	31-29
3/1	H	L	SAS	92-106	31-30
3/3	H	L	MEM	100-104	31-31
3/5	A	L	SAS	91-102	31-32
3/8	H	W	GSW	135-131	32-32
3/10	A	L	OKC	83-98	32-33
3/12	H	L	DEN	95-102	32-34
3/14	A	L	PHO	106-120	32-35
3/15	A	W	LAC	108-100	33-35
3/17	A	L	GSW	121-131	33-36
3/18	A	L	DEN	80-93	33-37
3/20	A	L	UTA	86-106	33-38
3/22	H	W	DAL	115-99	34-38
3/24	H	L	CLE	92-105	34-39
3/27	H	L	POR	101-112	34-40
3/29	H	W	LAL	108-100	35-40
3/31	H	L	WAS	91-96	35-41
4/2	A	L	MEM	96-107	35-42
4/3	A	L	NUN	87-115	35-43
4/7	H	L	CHA	103-104	35-44
4/9	H	L	UTA	103-114	35-45
4/11	H	W	MIN	114-86	36-45
4/14	A	W	HOU	123-115	37-45

* - overtime

2008-09 ROSTER & STATS

RECORD: 49-33
WEST: 30-22
EAST: 19-11
DIVISION: 9-7
HOME: 28-13
ROAD: 21-20
OVERTIME: 1-2

Head Coach: Byron Scott, Arizona State
 Assistant Coaches: Kenny Gattison, Old Dominion; Paul Pressey, Tulsa;
 Charlie Parker, Findlay
 Trainer: Terry Kofler, Xavier

2008-09 FINAL STATISTICS

PLAYER	G	GS	MIN	FG	FGA	PCT	3FG	3FGA	PCT	FT	FTA	PCT	OFF	DEF	TOT	AST	PF	DQ	STL	TO	BLK	PTS	AVG
Chris Paul	78	78	3002	631	1255	.503	64	176	.364	455	524	.868	69	365	432	861	212	1	216	231	10	1781	22.8
David West	76	76	2982	610	1292	.472	6	25	.240	367	415	.884	160	486	646	173	207	1	49	163	68	1593	21.0
Peja Stojakovic	61	59	2089	287	719	.399	145	384	.378	93	104	.894	44	220	264	75	101	1	52	51	3	812	13.3
Rasual Butler	82	74	2614	348	803	.433	140	359	.390	86	110	.782	49	222	271	75	159	1	51	59	61	922	11.2
James Posey	75	0	2140	216	524	.412	116	314	.369	120	146	.822	38	324	362	82	216	1	58	79	21	668	8.9
Tyson Chandler	45	45	1445	160	283	.565	0	0	---	77	133	.579	163	230	393	22	144	2	15	70	56	397	8.8
Devin Brown	63	5	869	111	313	.355	28	97	.289	78	100	.780	31	88	119	54	81	1	32	54	5	328	5.2
Hilton Armstrong	70	29	1092	138	246	.561	0	2	.000	62	98	.633	81	114	195	29	181	1	26	80	45	338	4.8
Morris Peterson	43	9	515	73	183	.399	33	85	.388	12	19	.632	13	71	84	16	51	0	15	15	2	191	4.4
Julian Wright	54	19	772	109	234	.466	2	21	.095	17	30	.567	46	106	152	43	49	0	35	43	19	237	4.4
Antonio Daniels (NO)	61	4	733	81	191	.424	17	49	.347	55	67	.821	5	50	55	130	41	0	19	49	1	234	3.8
Sean Marks	60	5	838	80	165	.485	2	10	.200	30	44	.682	62	125	187	14	121	0	7	35	33	192	3.2
Melvin Ely	31	4	373	37	95	.389	0	0	---	23	36	.639	30	34	64	18	58	0	2	23	9	97	3.1
Ryan Bowen	21	3	219	22	38	.579	0	0	---	3	5	.600	10	14	24	9	37	0	14	5	5	47	2.2
NEW ORLEANS	82	--	19755	2911	6366	.457	556	1526	.364	1479	1833	.807	802	2453	3255	1609	1665	9	593	1029	338	7857	95.8
OPPONENTS	82	--	19755	2851	6329	.450	575	1625	.354	1453	1879	.773	822	2459	3281	1649	1675	9	476	1089	290	7730	94.3

GAME-BY-GAME

Date	H/A	W/L	Opp	NOH/Opp	Record
10/29	A	W	GSW	108-103	1-0
10/30	A	W	PHO	108-95	2-0
11/1	H	W	CLE	104-92	3-0
11/5	H	L	ATL	79-87	3-1
11/7	A	L	CHA	89-82	3-2
11/8	H	W	MIA	100-89	4-2
11/12	H	L	LAL	86-93	4-3
11/14	H	W	POR	88-82	5-3
11/15	A	L	HOU	86-91	5-4
11/19	H	L	SAC	96-105	5-5
11/21	A	W	OKC	105-80	6-5
11/22	H	W	OKC	109-97	7-5
11/24	A	W	LAC	99-87	8-5
11/27	A	W	DEN	105-101	9-5
11/28	A	L	POR	86-101	9-6
12/3	H	W	PHO	104-91	10-6
12/6	H	W	MEM	106-87	11-6
12/10	H	W	CHA	105-89	12-6
12/12	A	L	BOS	82-94	12-7
12/14	A	W	TOR	99-91	13-7
12/16	A	W	MEM	91-84	14-7
12/17	H	W	SAS	90-83	15-7
12/20	H	W	SAC	99-90	16-7
12/23	H	L	LAL	87-100	16-8
12/25	A	L	ORL	68-88	16-9
12/26	H	W	HOU	88-79	17-9
12/28	A	W	IND	105-103	18-9
12/30	H	W	WAS	97-85	19-9

Date	H/A	W/L	Opp	NOH/Opp	Record
1/2	A	W	POR	92-77	20-9
1/3	A	L	DEN	100-105	20-10
1/6	A	W	LAL	116-105	21-10
1/7	A	L	UTA	90-116	21-11
1/9	H	W	LAC	107-80	22-11
1/12	H	L	NYK	95-101	22-12
1/14	A	W	DAL	104-97	23-12
1/16	A	L	CLE	78-92	23-13
1/17	A	W	DET	91-85	24-13
1/19	H	W	IND	103-100	25-13
1/21	H	W	NUN	102-92	26-13
1/23	A	L	MIN	108-116	26-14
1/26	H	W	PHI	101-86	27-14
1/28	H	W	DEN	94-81	28-14
1/30	H	L	GSW	87-91	28-15
1/31	A	L	SAS	93-106	28-16
2/2	H	L	POR	89-97	28-17
2/4	H	L	CHI	93-107	28-18
2/6	H	W	TOR	101-92	29-18
2/8	H	W	MIN	101-97	30-18
2/9	A	L	MEM	80-85	30-19
2/11	H	L	BOS	77-89	30-20
2/17	A	W	OKC	100-98	31-20
2/18	H	W	ORL	117-85	32-20
2/20	A	L	LAL	111-115*	32-21
2/21	A	L	UTA	88-102	32-22
2/23	A	W	SAC	112-105	33-22
2/25	H	W	DET	90-87	34-22

Date	H/A	W/L	Opp	NOH/Opp	Record
2/27	H	W	MIL	95-94	35-22
3/1	A	W	NIN	99-96	36-22
3/2	A	W	PHI	98-91	37-22
3/5	H	W	DAL	104-88	38-22
3/7	H	W	OKC	108-90	39-22
3/9	A	L	ATL	79-89	39-23
3/11	A	W	WAS	109-98	40-23
3/13	A	W	MIL	95-86	41-23
3/14	A	L	CHI	79-97	41-24
3/16	H	L	HOU	84-95	41-25
3/18	H	W	MIN	94-93	42-25
3/20	H	W	MEM	96-84	43-25
3/22	H	W	GSW	99-89	44-25
3/25	H	L	DEN	88-101	44-26
3/27	A	L	NYK	93-101	44-27
3/29	H	W	SAS	90-86	45-27
3/31	A	W	SAC	111-110	46-27
4/1	A	W	LAC	104-98	47-27
4/3	A	L	GSW	105-111	47-28
4/5	H	L	UTA	94-108	47-29
4/7	A	W	MIA	93-87*	48-29
4/8	H	L	PHO	100-105	48-30
4/10	A	L	DAL	92-100	48-31
4/12	H	W	DAL	102-92	49-31
4/13	A	L	HOU	66-86	49-32
4/15	A	L	SAS	98-105	49-33

* - overtime

2007-08 ROSTER & STATS

RECORD: 56-26
WEST: 34-18
EAST: 22-8
DIVISION: 10-6
HOME: 30-11
ROAD: 26-15
OVERTIME: 4-0

Head Coach: Byron Scott, Arizona State
 Assistant Coaches: Darrell Walker, Arkansas; Kenny Gattison, Old Dominion;
 Paul Pressey, Tulsa; Charlie Parker, Findlay
 Trainer: Terry Kofler, Xavier

2007-08 FINAL STATISTICS

PLAYER	G	GS	MIN	FG	FGA	PCT	3FG	3FGA	PCT	FT	FIA	PCT	OFF	DEF	TOT	AST	PF	DQ	STL	TO	BLK	PTS	AVG
Chris Paul	80	80	3006	630	1291	.488	92	249	.369	332	390	.851	62	259	321	925	185	0	217	201	4	1684	21.1
David West	76	76	2870	629	1305	.482	6	25	.240	300	353	.850	180	495	675	177	208	0	62	165	99	1564	20.6
Peja Stojakovic	77	77	2711	451	1026	.440	231	524	.441	130	140	.929	64	267	331	96	127	0	57	61	10	1263	16.4
Tyson Chandler	79	79	2783	377	605	.623	0	1	.000	175	295	.593	322	606	928	81	243	4	45	136	84	929	11.8
Bonzi Wells (NO)	22	0	438	77	157	.490	4	12	.333	35	53	.660	21	50	71	17	44	0	24	27	8	193	8.8
Jannero Pargo	80	5	1497	254	652	.390	65	186	.349	71	81	.877	26	104	130	192	123	0	50	93	5	644	8.1
Morris Peterson	76	76	1796	215	516	.417	113	287	.394	65	85	.765	36	170	206	67	125	0	47	31	7	608	8.0
Bobby Jackson	46	0	891	116	296	.392	53	144	.368	40	49	.819	23	87	110	76	59	0	32	41	3	325	7.1
Mike James (NO)	21	0	183	22	64	.344	7	23	.304	6	6	1.000	3	14	17	6	12	0	4	7	0	57	2.7
Rasual Butler	51	8	875	91	260	.350	44	133	.331	26	31	.839	16	84	100	36	66	1	15	10	21	252	4.9
Julian Wright	57	1	640	90	169	.533	10	24	.417	33	52	.635	33	84	117	40	43	0	29	34	12	223	3.9
Melvin Ely	52	1	621	85	180	.472	0	0	--	32	58	.552	28	117	145	22	79	0	7	42	18	202	3.9
Hilton Armstrong	65	3	732	67	148	.453	0	0	--	44	70	.629	65	98	163	23	130	1	15	59	34	178	2.7
Marcus Vinicius	13	0	69	9	20	.450	5	12	.417	5	11	.455	1	7	8	2	4	0	1	3	1	28	2.2
Ryan Bowen	53	4	660	49	100	.490	0	1	.000	16	29	.552	55	45	100	25	77	0	32	15	11	114	2.2
Chris Andersen	5	0	34	2	7	.286	0	0	--	2	4	.500	2	7	9	0	6	0	1	4	6	6	1.2
NEW ORLEANS	82	--	19805	3164	6796	.466	630	1621	.389	1312	1707	.769	937	2494	3431	1785	1531	6	637	974	321	8270	100.9
OPPONENTS	82	--	19805	3038	6604	.460	544	1552	.351	1217	1579	.771	815	2533	3348	1779	1573	9	470	1136	331	7837	95.6

GAME-BY-GAME

Date	H/A	W/L	Opp	NOK/Opp	Record	Date	H/A	W/L	Opp	NOH/Opp	Record	Date	H/A	W/L	Opp	NOH/Opp	Record
10/31	H	W	SAC	104-90	1-0	12/28	A	W	CHA	99-85	19-10	2/29	H	W	UTA	110-98	39-18
11/2	H	W	POR	115-93	2-0	12/29	H	W	CLE	86-76	20-10	3/2	A	L	WAS	84-101	39-19
11/4	A	W	DEN	93-88	3-0	12/31	H	L	TOR	92-97	20-11	3/5	A	W	NYK	100-88	40-19
11/6	A	W	LAL	118-104	4-0	1/2	A	W	LAC	95-81	21-11	3/5	H	W	ATL	106-101	41-19
11/7	A	L	POR	90-93	4-1	1/4	A	W	GSW	116-104	22-11	3/7	H	W	NUN	107-96	42-19
11/9	H	L	SAS	85-97	4-2	1/5	A	W	PHO	118-113	23-11	3/8	A	L	HOU	96-106	42-20
11/11	A	W	PHI	93-72	5-2	1/9	A	L	LAL	80-109	23-12	3/12	H	W	SAS	100-75	43-20
11/12	A	W	NUN	84-82	6-2	1/11	H	W	MIA	114-88	24-12	3/14	H	W	LAL	108-98	44-20
11/14	H	W	PHI	95-76	7-2	1/13	A	W	HOU	87-82	25-12	3/16	A	L	DET	84-105	44-21
11/16	A	W	MEM	120-118*	8-2	1/16	H	W	SEA	123-92	26-12	3/17	H	W	CHI	108-97	45-21
11/17	A	W	MIN	100-82	9-2	1/18	H	W	CHA	112-84	27-12	3/19	H	W	HOU	90-69	46-21
11/19	H	L	ORL	88-95	9-3	1/21	H	W	MIL	106-92	28-12	3/22	H	W	BOS	113-106	47-21
11/21	H	L	IND	93-105	9-4	1/23	H	W	POR	96-81	29-12	3/25	A	W	IND	114-106	48-21
11/23	A	W	LAC	98-89	9-5	1/25	H	W	LAC	111-92	30-12	3/26	A	W	CLE	100-99	49-21
11/24	A	W	LAC	98-89	10-5	1/26	A	W	SAS	102-78	31-12	3/28	A	L	BOS	92-112	49-22
11/26	H	L	MIN	94-103	10-6	1/28	H	W	DEN	117-9	32-12	3/30	A	W	TOR	118-111	50-22
11/30	A	W	ATL	92-86	11-6	1/30	H	L	GSW	103-116	32-13	4/1	A	W	ORL	98-97	51-22
12/1	H	W	DAL	112-108*	12-6	2/1	A	L	SAC	103-112	32-14	4/2	A	W	MIA	106-77	52-22
12/5	H	L	DET	76-91	12-7	2/4	A	L	UTA	88-110	32-15	4/4	H	W	NYK	118-110	53-22
12/7	H	W	MEM	118-116*	13-7	2/6	A	W	PHO	132-130**	33-15	4/6	H	W	GSW	108-96	54-22
12/9	H	W	SEA	91-88	14-7	2/9	H	W	MEM	112-99	34-15	4/8	H	L	UTA	66-77	54-23
12/12	A	L	DEN	99-105	14-8	2/12	A	W	CHI	100-86	35-15	4/9	A	W	MIN	122-90	55-23
12/14	A	L	DAL	80-89	14-9	2/13	A	W	MIL	111-107	36-15	4/11	A	L	LAL	104-107	55-24
12/15	H	W	PHO	101-98	15-9	2/20	H	W	DAL	104-93	37-15	4/12	A	L	SAC	91-94	55-25
12/17	A	L	POR	76-88	15-10	2/22	H	L	HOU	80-100	37-16	4/15	H	W	LAC	114-92	56-25
12/19	A	W	SEA	107-93	16-10	2/23	A	L	SAS	89-98	37-17	4/16	A	L	DAL	98-111	56-26
12/22	H	W	MIN	110-76	17-10	2/25	H	L	WAS	92-95	37-18						
12/26	A	W	MEM	116-98	18-10	2/27	H	W	PHO	120-103	38-18						

* - overtime

2006-07 ROSTER & STATS

RECORD:

39-43

WEST: 23-29

EAST: 16-14

DIVISION: 6-10

HOME: 24-17

ROAD: 15-26

OVERTIME: 7-0

Head Coach: Byron Scott, Arizona State

Assistant Coaches: Darrell Walker, Arkansas; Kenny Gattison, Old Dominion; David Miller, Springfield College

Trainer: Terry Kofler, Xavier

2006-07 FINAL STATISTICS

PLAYER	G	GS	MIN	FG	FGA	PCT	3FG	3FGA	PCT	FT	FTA	PCT	OFF	DEF	TOT	AST	PF	DQ	STL	TO	BLK	PTS	AVG
David West	52	52	1900	377	792	.476	8	25	.320	187	227	.824	126	298	424	114	143	2	42	98	38	949	18.3
Peja Stojakovic	13	13	425	83	196	.423	34	84	.405	31	38	.816	11	43	54	11	29	0	8	19	4	231	17.8
Chris Paul	64	64	2353	381	871	.437	50	143	.350	292	357	.818	54	226	280	569	154	0	118	161	3	1104	17.3
Desmond Mason	75	75	2575	407	900	.452	0	0	--	214	323	.663	124	221	345	115	174	1	52	192	22	1028	13.7
Devin Brown	58	49	1662	233	555	.420	81	227	.357	123	155	.794	55	196	251	149	139	0	44	91	9	670	11.6
Bobby Jackson	56	2	1330	204	518	.394	54	165	.327	130	168	.774	42	136	178	141	98	0	50	78	6	592	10.6
Rasual Butler	81	38	2223	314	788	.398	134	363	.369	56	87	.644	42	214	256	63	148	0	40	67	54	818	10.1
Tyson Chandler	73	73	2525	292	468	.624	0	1	.000	106	201	.527	320	584	904	66	244	5	37	126	129	690	9.5
Jannero Pargo	82	7	1710	283	692	.409	81	209	.388	104	122	.852	20	160	180	203	121	0	53	122	4	751	9.2
Marc Jackson	56	25	1025	159	388	.410	0	1	.000	90	103	.874	62	130	192	58	89	0	21	65	7	408	7.3
Linton Johnson III	54	0	720	93	190	.489	10	30	.333	30	37	.811	52	111	163	18	101	0	33	27	18	226	4.2
Hilton Armstrong	56	5	634	68	125	.544	0	0	--	40	67	.597	58	91	149	10	79	0	12	35	26	176	3.1
Cedric Simmons	43	4	534	55	132	.417	0	0	--	16	33	.485	44	63	107	12	75	0	8	22	3	126	2.9
Brandon Bass	21	3	162	15	44	.341	0	1	.000	12	16	.750	13	30	43	3	16	0	2	10	3	42	2.0
Marcus Vinicius	13	0	103	7	15	.467	3	7	.429	5	7	.714	2	9	11	5	10	0	2	6	1	22	1.7
NEW ORLEANS	82	--	19880	2971	6674	.445	455	1256	.362	1436	1941	.740	1025	2512	3537	1537	1620	8	522	1187	347	7833	95.5
OPPONENTS	82	--	19880	3004	6579	.457	559	1575	.355	1395	1839	.759	853	2493	3346	1703	1733	8	554	1119	392	7962	97.1

GAME-BY-GAME

Date	H/A	W/L	Opp	NOK/Opp	Record
11/1	A	W	BOS	91-87	1-0
11/3	A	W	IND	100-91	2-0
11/5	H	W	HOU	96-90	3-0
11/7	H	W	GSW	97-93	4-0
11/9	A	L	GSW	116-121	4-1
11/10	A	L	POR	91-92	4-2
11/14	A	L	LAC	76-92	4-3
11/14	H	W	CHA	94-85	5-3
11/15	A	W	DET	100-99	6-3
11/18	A	W	MIN	99-96	7-3
11/21	H	W	MIA	101-86	8-3
11/22	A	L	PHX	83-92	8-4
11/24	H	L	MIN	79-86	8-5
11/25	A	L	DAL	73-85	8-6
11/28	H	L	TOR	77-94	8-7
12/1	H	L	CHI	108-111	8-8
12/6	A	W	LAL	105-89	9-8
12/8	A	L	SEA	74-94	9-9
12/9	A	L	GSW	80-101	9-10
12/11	H	W	CLE	95-89	10-10
12/14	H	L	SAS	77-103	10-11
12/16	H	L	DAL	79-90	10-12
12/18	A	L	MIA	99-101	10-13
12/20	A	L	ORL	83-86	10-14
12/22	H	W	MEM	100-97*	11-14
12/23	H	L	SAS	77-112	11-15
12/26	A	L	SEA	94-102	11-1
12/27	A	L	POR	85-100	11-17

Date	H/A	W/L	Opp	NOK/Opp	Record
12/29	H	W	DEN	99-89	12-17
12/30	A	L	DAL	80-94	12-18
1/2	H	L	GSW	89-97	12-19
1/4	H	L	DET	68-92	12-20
1/6	H	L	IND	93-100	12-21
1/8	H	L	LAC	90-100	12-22
1/10	A	W	ATL	96-77	13-22
1/12	H	W	WAS	104-97	14-22
1/16	H	W	ORL	84-78*	15-22
1/19	A	L	SAS	86-99	15-23
1/20	H	W	LAL	113-103	16-23
1/23	A	L	PHI	96-102	16-24
1/24	A	L	TOR	88-90	16-25
1/26	H	W	SAC	88-84	17-25
1/27	H	W	UTA	94-83	18-25
1/29	H	W	POR	103-91	19-25
1/31	H	L	PHI	78-89	19-26
2/2	H	W	MIN	90-83	20-26
2/3	A	W	HOU	87-74	21-26
2/5	A	L	SAC	99-105	21-27
2/7	A	W	DEN	114-112*	22-27
2/8	H	W	MIL	109-101**	23-27
2/10	H	W	MEM	104-99	24-27
2/13	A	L	MEM	110-108	24-28
2/14	H	W	SAC	100-93	25-28
2/20	A	L	CHA	111-104	25-29
2/21	A	W	NUN	98-107	26-29
2/23	H	W	SEA	89-97	27-29

Date	H/A	W/L	Opp	NOK/Opp	Record
2/27	A	L	CLE	107-97	27-30
2/28	H	W	ATL	107-100	28-30
3/2	A	L	CHI	93-104	28-31
3/4	H	L	UTA	94-108	28-32
3/6	A	L	DEN	91-106	28-33
3/9	A	L	PHX	103-104	28-34
3/10	A	L	UTA	86-96	28-35
3/10	H	L	NIN	108-112	28-36
3/16	A	W	NYK	92-90	29-36
3/17	A	L	WAS	103-125	29-37
3/19	H	W	BOS	106-88	30-37
3/20	A	W	MEM	114-103	31-37
3/23	H	L	LAL	105-111	31-38
3/25	H	W	HOU	106-94	32-38
3/27	H	L	DAL	89-105	32-39
3/28	A	L	SAS	88-92	32-40
3/31	H	W	NYK	103-94*	33-40
4/3	A	W	MIL	119-101	34-40
4/4	H	W	SEA	101-92*	35-40
4/6	H	L	PHX	95-103	35-41
4/7	A	W	MIN	96-94	36-41
4/10	H	W	LAC	103-100*	37-41
4/13	H	L	DEN	105-107	37-42
4/14	A	L	HOU	112-123	37-43
4/16	A	W	SAC	125-118	38-43
4/18	A	W	LAC	86-83	39-43

* - overtime

2005-06 ROSTER & STATS

RECORD: 38-44

WEST: 25-27

EAST: 13-17

DIVISION: 7-9

HOME: 24-17

ROAD: 14-27

OVERTIME: 2-2

Head Coach: Byron Scott, Arizona State

Assistant Coaches: Jim Clemons, Ohio State; Darrell Walker, Arkansas;

Kenny Gattison, Old Dominion; David Miller, Springfield College

Trainer: Terry Kofler, Xavier

2005-06 FINAL STATISTICS

PLAYER	G	GS	MIN	FG	FGA	PCT	3FG	3FGA	PCT	FT	FTA	PCT	OFF	DEF	TOT	AST	PF	DQ	STL	TO	BLK	PTS	AVG
David West	74	74	2526	530	1036	.512	3	11	.273	199	236	.843	168	380	548	92	114	1	61	105	64	1262	17.1
Chris Paul	78	78	2808	407	947	.430	50	177	.282	394	465	.847	61	339	400	611	218	0	175	183	6	1258	16.1
Speedy Claxton	71	3	2019	304	736	.413	17	63	.270	246	320	.469	39	154	193	339	177	1	108	154	6	871	12.3
Desmond Mason	70	55	2102	275	690	.399	1	6	.167	206	302	.682	64	234	298	66	136	1	42	113	7	757	10.8
PJ Brown	75	73	2380	269	583	.461	0	0	--	139	168	.822	182	365	547	90	216	2	46	90	50	677	9.0
Rasual Butler	79	20	1875	257	633	.406	92	242	.380	79	114	.693	51	181	232	40	142	0	33	65	45	685	8.7
Kirk Snyder	68	45	1310	205	453	.453	46	129	.357	86	117	.735	55	106	161	102	106	1	29	70	23	542	8.0
JR Smith	55	25	989	144	366	.393	52	140	.371	83	101	.822	19	91	110	58	90	0	37	54	4	423	7.7
Marcus Fizer	3	0	39	9	17	.529	1	1	1.000	1	2	.500	1	6	7	1	5	0	0	2	0	20	6.7
Marc Jackson(NOK)	27	10	594	108	221	.489	1	2	.500	28	34	.824	56	72	128	22	56	1	8	37	2	245	9.1
Bostjan Nachbar	25	13	405	42	124	.339	17	57	.298	25	36	.694	4	45	49	22	52	0	13	20	5	126	5.0
Chris Andersen	32	2	570	56	98	.571	0	0	--	49	103	.476	61	94	155	6	84	0	8	26	4	161	5.0
Aaron Williams(NOK)	34	2	692	81	157	.516	0	0	--	35	52	.673	59	107	166	16	110	0	13	25	18	197	5.8
Linton Johnson(NOK)	27	7	489	56	139	.403	13	36	.361	17	23	.739	40	75	115	12	54	2	10	24	12	142	5.3
Moochie Norris(NOK)	16	0	183	20	47	.426	4	9	.444	16	25	.640	3	17	20	21	18	0	6	17	0	60	3.8
Brandon Bass	29	1	268	28	70	.400	0	0	--	12	19	.632	18	50	68	3	18	0	3	11	7	68	2.3
Arvydas Maciauskas	19	0	135	14	41	.341	3	12	.250	13	15	.867	3	7	10	5	10	0	7	8	0	44	2.3
Jackson Vroman	41	2	406	26	66	.394	0	0	--	21	44	.477	33	53	86	11	78	2	12	21	11	73	1.8
Maciej Lampe	2	0	16	0	4	.000	0	0	--	0	0	--	1	3	4	2	2	0	0	1	0	0	0.0
NEW ORLEANS	82	--	19805	2831	6428	.440	300	885	.339	1649	2176	.758	918	2379	3297	1519	1786	11	611	1095	311	7611	92.8
OPPONENTS	82	--	19805	2883	6286	.459	546	1486	.367	1530	2014	.760	860	2498	3358	1584	1910	17	527	1197	432	7842	95.6

GAME-BY-GAME

Date	H/A	W/L	Opp	NOK/Opp	Record	Date	H/A	W/L	Opp	NOK/Opp	Record	Date	H/A	W/L	Opp	NOK/Opp	Record						
11/1	H	W	SAC	95-67	1-0	12/31	H	L	DAL	90-95	12-17	2/28	A	L	SEA	103-114	31-26						
11/2	A	L	CLE	87-109	1-1	1/2	H	W	CHA	103-86	13-17	3/1	A	L	LAC	67-89	31-27						
11/5	A	W	HOU	91-84	2-1	1/4	H	W	MIA	107-92	14-17	3/6	H	L	PHO	88-101	31-28						
11/9	H	L	ORL	83-88	2-2	1/6	H	W	POR	90-80	15-17	3/8	H	L	LAL	107-113	31-29						
11/12	H	L	DAL	103-109	2-3	1/7	A	L	ATL	93-101	15-18	3/10	H	L	IND	90-92	31-30						
11/15	A	L	MIA	102-109*	2-4	1/10	H	L	DET	89-96	15-19	3/12	H	L	NIN	84-95	31-31						
11/16	H	L	DEN	81-91	2-5	1/13	H	W	SAC	90-76	16-19	3/14	A	L	SAS	81-96	31-32						
11/18	H	W	ATL	95-92	3-5	1/14	A	W	HOU	86-80	17-19	3/18	H	L	DEN	94-109	31-33						
11/19	A	W	ORL	98-95	4-5	1/16	A	W	CHA	107-92	18-19	3/21	H	W	LAC	120-108	32-33						
11/21	A	L	PHI	91-103	4-6	1/18	H	W	MEM	87-79	19-19	3/23	H	L	HOU	92-93	32-34						
11/23	H	W	MIN	84-80	5-6	1/20	A	L	WAS	99-110	19-20	3/24	A	L	CHI	82-96	32-35						
11/26	A	W	SEA	105-99	6-6	1/21	A	W	NYK	109-98	20-20	3/26	A	L	LAL	94-105	32-36						
11/28	A	L	GSW	83-99	6-7	1/23	A	L	BOS	78-91	20-21	3/27	A	L	UTA	80-104	32-37						
11/30	A	W	DEN	102-95	7-7	1/25	H	L	SAS	68-84	20-22	3/29	A	W	GSW	86-85	33-27						
12/2	H	W	PHI	88-86	8-7	1/28	A	W	MEM	95-86	21-22	3/31	H	W	MEM	107-102	34-37						
12/3	A	L	DAL	88-97	8-8	1/30	H	W	MIL	94-93	22-22	4/2	A	W	TOR	120-113**	35-37						
12/6	A	L	MEM	73-89	8-9	2/1	H	W	CHI	100-95	23-22	4/4	A	L	DET	93-101	35-38						
12/7	H	L	BOS	87-101	8-10	2/4	H	W	LAL	106-90	24-22	4/5	H	W	GSW	114-109	36-38						
12/9	A	L	POR	95-98*	8-11	2/6	A	L	NUN	91-99	24-23	4/7	H	W	TOR	95-89*	37-38						
12/11	A	L	SAC	100-110	8-12	2/8	H	W	SEA	109-102	25-23	4/8	A	L	DAL	77-101	37-39						
12/12	A	W	PHO	91-87	9-12	2/10	H	W	NYK	111-100	26-23	4/10	H	L	CLE	101-103	37-40						
12/14	H	W	LAC	102-89	10-12	2/11	A	W	MIN	100-94	27-23	4/12	H	W	SEA	104-99	38-40						
12/16	H	L	PHO	88-101	10-13	2/13	H	W	WAS	97-96	28-23	4/14	H	L	UTA	104-105	38-41						
12/18	H	W	SAS	89-76	11-13	2/15	H	W	POR	92-86	29-23	4/16	A	L	SAC	79-96	38-42						
12/21	A	L	MIN	69-88	11-14	2/21	A	L	IND	75-97	29-24	4/17	A	L	PHO	78-115	38-43						
12/23	A	L	MIL	94-101	11-15	2/22	H	L	UTA	76-82	29-25	4/19	A	L	LAL	95-115	38-44						
12/28	H	W	HOU	92-90	12-15	2/25	A	W	UTA	100-95	30-25												
12/29	A	L	SAS	84-111	12-16	2/26	A	W	POR	88-75	31-25												

* overtime

2004-05 ROSTER & STATS

RECORD: 18-64

WEST: 10-42

EAST: 8-22

DIVISION: 11-30

HOME: 11-30

ROAD: 7-34

OVERTIME: 2-6

Head Coach: Byron Scott, Arizona State

Assistant Coaches: Jim Clemons, Ohio State; Darrell Walker, Arkansas;

Kenny Gattison, Old Dominion

Trainer: Terry Kofler, Xavier

2004-05 FINAL STATISTICS

PLAYER	G	GS	MIN	FG	FGA	PCT	3FG	3FGA	PCT	FT	FTA	PCT	OFF	DEF	TOT	AST	PF	DO	STL	TO	BLK	PTS	AVG
Baron Davis	18	13	593	111	303	.366	44	137	.321	74	96	.771	16	51	67	129	52	0	31	38	4	340	18.9
Lee Nailon	68	51	2017	415	869	.478	0	2	.000	133	165	.806	128	170	298	109	190	1	36	110	16	963	14.2
Dan Wesley	26	26	934	133	342	.389	28	80	.350	67	76	.882	12	73	85	109	65	0	35	54	1	361	13.9
Dan Dickau(NO)	67	46	2074	305	748	.408	84	242	.347	188	225	.836	34	45	79	346	200	3	6	44	2	882	3.2
Jamaal Magloire	23	22	703	98	227	.432	0	0	--	74	123	.602	79	126	205	29	74	0	8	59	23	270	1.7
Speedy Claxton(NO)	6	3	365	41	110	.373	1	9	.111	25	41	.610	5	26	31	88	30	1	22	27	2	08	6.8
PJ Brown	82	78	2817	338	758	.446	0	0	--	210	243	.864	266	471	37	178	233	3	4	01	50	86	0.8
JR Smith	76	56	1859	295	748	.394	81	281	.288	111	161	.689	39	113	152	142	35	0	55	109	11	782	10.3
Hilton Armstrong	14	9	412	53	159	.333	17	70	.243	19	21	.905	16	32	48	65	30	1	5	28	2	142	10.1
Rodney Rogers	30	26	882	109	289	.377	25	92	.272	32	42	.762	28	114	142	60	105	1	19	66	12	275	9.2
Chris Andersen	67	2	1430	191	358	.534	0	3	.000	131	190	.689	137	273	410	71	144	0	14	64	100	513	7.7
Bostjan Nachbar(NO)	55	4	1137	146	368	.397	65	175	.371	88	105	.838	20	132	152	65	153	1	28	68	16	445	8.1
Casey Jacobsen(NO)	44	1	1030	100	251	.398	32	88	.364	103	130	.792	18	82	100	76	48	0	22	44	7	335	7.6
David West	30	8	552	75	172	.436	2	5	.400	34	50	.680	40	89	129	23	62	0	12	37	16	186	6.2
Junior Harrington	29	7	550	64	178	.360	6	19	.316	29	35	.829	13	50	63	62	72	1	25	41	5	163	5.6
Alex Garcia	8	3	146	18	52	.346	5	18	.278	3	4	.750	7	8	15	18	15	0	4	8	1	44	5.5
Jackson Vroman(NO)	36	17	648	76	183	.415	0	3	.000	44	68	.647	59	103	162	33	94	3	22	57	17	196	5.4
Matt Freije	23	11	441	37	127	.291	14	54	.259	5	8	.625	16	45	61	20	40	1	13	17	2	93	4.0
George Lynch	44	27	933	68	189	.360	11	37	.297	17	23	.739	55	119	174	88	83	0	32	57	12	164	3.7
Maciej Lampe(NO)	21	0	261	32	83	.386	0	1	.000	7	10	.700	15	42	57	10	31	0	4	7	5	71	3.4
Corseley Edwards	10	0	110	3	31	.323	0	0	--	7	12	.583	12	13	25	3	19	1	3	2	4	27	2.7
Lonny Baxter	4	0	36	3	11	.273	0	0	--	0	2	.000	4	4	8	0	10	0	4	0	0	6	1.5
NEW ORLEANS	82	--	19930	2718	6556	.415	415	1316	.315	1401	1830	.766	1019	2281	3300	1724	1883	17	550	1217	310	7252	88.4
OPPONENTS	82	--	19930	2847	6299	.452	494	1346	.367	1644	2122	.775	947	2485	3432	1742	1728	11	634	1168	452	7832	95.5

GAME-BY-GAME

Date	H/A	W/L	Opp	NOK/Opp	Record
11/3	H	L	DAL	91-106	0-1
11/5	H	L	ORL	89-90	0-2
11/6	A	L	MIN	92-99	0-3
11/9	H	L	LAL	98-106	0-4
11/12	H	L	ATL	95-96	0-5
11/13	A	L	MIL	91-94	0-6
11/17	H	L	PHO	84-95	0-7
11/20	H	L	MIN	94-99	0-8
11/22	A	W	UTA	76-75	1-8
11/23	A	L	GSW	109-115***	1-9
11/26	A	L	PHO	86-95	1-10
11/28	A	L	LAL	76-89	1-11
11/29	A	L	DEN	67-76	1-12
12/1	H	L	SAC	81-94	1-13
12/4	H	L	DET	69-92	1-14
12/7	A	L	HOU	81-89	1-15
12/8	H	L	NYK	79-86	1-16
12/10	A	L	NJN	91-94*	1-17
12/12	A	L	WAS	69-88	1-18
12/14	A	L	CHA	93-94	1-19
12/15	H	W	GSW	98-89	2-19
12/17	H	L	SAS	67-83	2-20
12/19	A	L	SAC	71-107	2-21
12/21	A	L	LAL	91-100*	2-22
12/22	A	L	LAL	89-101	2-23
12/26	A	L	CLE	91-100	2-24
12/27	A	L	IND	82-100	2-25
12/29	H	L	PHO	96-107	2-26

Date	H/A	W/L	Opp	NOK/Opp	Record
1/3	A	L	BOS	90-108	2-27
1/5	H	L	CHI	89-95	2-28
1/7	A	L	MEM	76-84	2-29
1/8	H	W	SAC	121-117*	3-29
1/11	A	W	NYK	88-82	4-29
1/12	A	L	DET	76-90	4-30
1/14	H	W	POR	112-106	5-30
1/16	A	L	TOR	99-102	5-31
1/17	A	L	PHI	91-95	5-32
1/19	H	W	IND	90-87	6-32
1/22	H	W	LAC	88-85	7-32
1/24	A	L	MIA	68-97	7-33
1/26	H	L	HOU	77-82	7-34
1/28	H	W	PHI	99-95*	8-34
1/29	A	L	SAS	83-93	8-35
1/31	H	L	MEM	91-98	8-36
2/2	H	L	DAL	82-90	8-37
2/4	A	L	GSW	82-90	8-38
2/5	A	L	UTA	92-108	8-39
2/8	A	L	SEA	91-108	8-40
2/9	A	W	POR	91-80	9-40
2/11	H	W	GSW	111-108	10-40
2/13	A	L	ORL	94-97	10-41
2/14	H	W	WAS	98-96	11-41
2/16	H	L	SAS	78-101	11-42
2/23	H	L	SEA	85-103	11-43
2/27	H	L	DEN	93-94	11-44
2/28	A	L	DAL	86-90	11-45

Date	H/A	W/L	Opp	NOK/Opp	Record
3/2	H	W	CHA	94-85	12-45
3/4	H	W	UTA	92-85	13-45
3/6	H	L	TOR	84-95	13-46
3/9	H	L	NJN	85-86*	13-47
3/12	H	W	MIL	111-107	14-47
3/14	A	L	SAS	89-112	14-48
3/16	H	L	MEM	82-88	14-49
3/18	A	W	CHI	94-90	15-49
3/19	H	L	BOS	100-113	15-50
3/21	A	L	DAL	86-103	15-51
3/23	A	L	MIN	102-107	15-52
3/25	H	L	HOU	68-81	15-53
3/26	A	W	MEM	96-85	16-53
3/28	H	L	CLE	108-109*	16-54
4/1	A	W	HOU	76-73	17-54
4/2	H	L	MIA	99-111	17-55
4/5	A	W	ATL	96-86	18-55
4/6	H	L	DEN	83-94	18-56
4/8	H	L	UTA	87-98	18-57
4/10	H	L	POR	81-90	18-58
4/12	A	L	PHO	85-99	18-59
4/13	A	L	DEN	102-116	18-60
4/15	A	L	SEA	72-97	18-61
4/16	A	L	LAC	89-94	18-62
4/18	H	L	MIN	99-102	18-63
4/20	H	L	LAC	99-102	18-64

* - overtime

2003-04 ROSTER & STATS

RECORD: 41-41
EAST: 30-24
WEST: 11-17
DIVISION: 14-14
HOME: 25-16
ROAD: 16-25
OVERTIME: 3-3

Head Coach: Tim Floyd, Louisiana Tech
 Assistant Coaches: Alvin Gentry, Appalachian State; Jeff Bower, St. Francis (PA); Kenny Gattison, Old Dominion; Jan van Breda Kolff, Vanderbilt
 Trainer: Terry Kofler, Xavier

2003-04 FINAL STATISTICS

PLAYER	G	GS	MIN	FG	FGA	PCT	3FG	3FGA	PCT	FT	FTA	PCT	OFF	DEF	TOT	AST	PF	DQ	STL	TO	BLK	PTS	AVG
Baron Davis	67	66	2686	554	1402	.395	187	582	.321	237	352	.673	66	221	287	501	178	2	158	215	27	1532	22.9
Jamaal Mashburn	19	18	730	156	398	.392	19	67	.284	65	80	.813	19	98	117	47	42	0	14	37	5	396	20.8
David Wesley	61	60	2001	311	800	.389	92	285	.323	137	182	.753	28	106	134	175	147	1	71	100	14	851	14.0
Jamaal Magloire	82	82	2777	383	809	.473	0	1	.000	353	470	.751	268	579	847	86	278	6	43	201	141	1119	13.6
Hilton Armstrong	79	22	2247	291	736	.395	135	429	.315	123	144	.854	63	165	226	311	148	1	133	155	16	840	10.6
PJ Brown	80	80	2753	339	712	.476	0	1	.000	158	185	.854	237	453	690	155	203	2	78	101	73	836	10.5
Stacey Augmon	69	24	1416	143	347	.412	1	7	.143	110	139	.791	52	122	174	85	114	2	55	76	15	397	5.8
Robert Traylor	71	0	942	145	287	.505	2	5	.400	70	128	.547	106	156	262	43	161	3	39	62	37	362	5.1
Steve Smith	16	4	929	119	293	.406	43	107	.402	77	83	.928	27	54	81	56	91	0	15	42	6	358	5.0
Shammond Williams(NO)	78	2	238	28	81	.346	5	26	.192	11	13	.846	0	17	17	52	22	0	14	21	1	72	4.5
George Lynch	78	51	1701	149	375	.397	43	139	.309	34	51	.667	96	216	312	117	159	1	48	64	18	375	4.8
Maurice Carter(NO)	6	0	60	6	21	.286	3	8	.375	5	8	.625	2	6	8	2	5	0	0	3	0	20	3.3
David West	71	1	930	108	228	.474	0	2	.000	57	80	.713	117	180	297	60	117	0	27	48	28	273	3.8
Sean Rooks	35	0	325	34	94	.362	0	0	--	12	15	.800	10	40	50	11	48	0	9	15	5	80	2.3
Tierre Brown	3	0	17	2	4	.500	0	0	--	2	4	.500	0	1	1	2	1	0	0	7	0	6	2.0
Bryce Drew	15	0	78	4	18	.222	1	7	.143	3	3	1.000	0	6	6	13	1	0	4	8	0	12	0.8
NEW ORLEANS	82	--	19830	2772	6605	.420	531	1666	.319	1454	1937	.751	1091	2418	3509	1716	1715	18	708	1228	346	7529	91.8
OPPONENTS	82	--	19830	2843	6443	.441	444	1301	.341	1407	1877	.750	972	2477	3449	1790	1734	14	613	1282	429	7537	91.9

GAME-BY-GAME

Date	H/A	W/L	Opp	NOK/Opp	Record	Date	H/A	W/L	Opp	NOK/Opp	Record	Date	H/A	W/L	Opp	NOK/Opp	Record
10/29	H	W	ATL	88-83*	1-0	12/25	A	L	CLE	86-97	18-11	2/25	H	W	LAC	99-93	31-26
10/30	A	W	ORL	100-98	2-0	12/26	H	W	ATL	109-79	19-11	2/27	H	W	IND	89-77	32-26
11/1	H	W	BOS	97-90	3-0	12/29	A	L	DET	99-108	19-12	2/28	A	L	MEM	92-97	32-27
11/3	A	L	ATL	80-90	3-1	1/2/31	A	W	BOS	96-94	20-12	3/1	A	L	WAS	106-111*	32-28
11/5	A	W	PHI	106-99*	4-1	1/2	A	W	TOR	86-74	21-12	3/3	H	W	CHI	100-97*	33-28
11/7	H	W	LAL	114-95	5-1	1/3	A	L	IND	84-91	21-13	3/5	H	L	CLE	85-88	33-29
11/8	H	L	CHI	106-109	5-2	1/7	H	W	WAS	97-87	22-13	3/7	A	L	TOR	76-84	33-30
11/11	A	L	DAL	97-125	5-3	1/9	H	L	SAS	84-94	22-14	3/10	H	W	MIA	95-84	34-30
11/12	H	W	UTA	96-89	6-3	1/10	A	L	CHI	84-89	22-15	3/11	A	L	HOU	86-97	34-31
11/15	H	W	POR	101-79	7-3	1/13	H	L	MIN	89-94	22-16	3/13	H	W	GSW	102-84	35-31
11/18	A	W	NIN	88-85	8-3	1/15	H	L	TOR	74-78*	22-17	3/16	A	L	MIA	83-96	35-32
11/19	A	W	BOS	81-73	9-3	1/17	H	W	ORL	91-90	23-17	3/17	H	W	PHI	104-80	36-32
11/21	H	L	IND	75-76	9-4	1/19	A	L	MIN	90-97	23-18	3/19	H	L	SEA	80-91	36-33
11/23	A	W	DET	81-80	10-4	1/21	H	L	PHI	86-92	23-19	3/21	H	L	TOR	120-121*	36-34
11/25	A	L	MIA	87-91	10-5	1/23	H	W	DEN	97-91	24-19	3/23	H	W	DET	82-81	37-34
11/26	H	W	CLE	82-72	11-5	1/24	A	W	SAS	98-96	25-19	3/25	A	L	ATL	76-84	37-35
11/29	A	L	NYK	74-79	11-6	1/28	H	W	MIL	101-100	26-19	3/26	H	L	PHO	94-99	37-36
12/2	A	W	ORL	100-91	12-6	1/30	A	L	PHI	82-85	26-20	3/30	A	L	LAL	88-107	37-37
12/3	H	W	ORL	106-91	13-6	1/31	H	L	MIA	70-94	26-21	3/31	A	L	UTA	76-89	37-38
12/5	H	L	HOU	74-83	13-7	2/2	H	L	NUN	70-91	26-22	4/4	A	L	SEA	88-96	38-39
12/6	A	W	CHI	97-91	14-7	2/4	H	L	DAL	104-113	26-23	4/6	A	L	SAC	91-105	38-40
12/8	H	W	MIL	91-85	15-7	2/6	H	W	DET	92-81	27-23	4/9	H	W	BOS	89-80	39-40
12/11	A	W	PHO	111-101	16-7	2/7	A	L	MIL	97-107	27-24	4/10	A	W	MIL	92-87	40-40
12/12	A	W	GSW	96-85	17-7	2/11	H	W	NYK	106-98	28-24	4/12	H	L	NYK	97-101	40-41
12/15	A	L	LAC	80-109	17-8	2/17	A	W	IND	89-75	29-24	4/14	A	W	WAS	94-78	41-41
12/16	A	L	DEN	94-116	17-9	2/18	H	W	WAS	120-98	30-24						
12/18	H	L	SAC	90-101	17-10	2/21	A	L	NUN	84-97	30-25						
12/20	H	W	MEM	94-89	18-10	2/23	A	L	CLE	100-104	30-26						

* - overtime

2002-03 ROSTER & STATS

RECORD: 47-35
WEST: 32-22
EAST: 15-13
DIVISION: 17-11
HOME: 29-12
ROAD: 21-20
OVERTIME: 5-4

Head Coach: Paul Silas, Creighton
 Assistant Coaches: Brian Hill, Kennedy; Stephen Silas, Brown;
 Bob Donewald Jr., Western Michigan
 Trainer: Terry Kofler, Xavier '76

2002-03 FINAL STATISTICS

PLAYER	G	GS	MIN	FG	FGA	PCT	3FG	3FGA	PCT	FT	FIA	PCT	OFF	DEF	TOT	AST	PF	DQ	STL	TO	BLK	PTS	AVG
Jamaal Mashburn	82	81	3321	670	1586	.422	119	306	.389	313	369	.848	66	432	498	462	196	0	83	230	17	1772	21.6
Baron Davis	50	47	1889	332	798	.416	99	283	.350	93	131	.710	56	130	186	320	148	3	91	140	22	856	17.1
David Wesley	73	73	2710	449	1037	.433	134	316	.424	185	237	.781	38	137	175	251	173	0	109	132	9	1217	16.7
PJ Brown	78	78	2609	319	601	.531	0	3	.000	194	232	.836	243	458	701	147	203	3	67	98	80	832	10.7
Jamaal Magloire	82	82	2443	305	635	.480	0	3	.000	231	322	.717	260	464	724	88	276	4	49	158	111	841	10.3
Courtney Alexander	66	7	1360	193	505	.382	19	57	.333	118	146	.808	39	79	118	79	125	0	31	68	6	523	7.9
Elden Campbell	41	1	685	101	247	.409	0	1	.000	93	115	.809	34	108	142	42	102	2	24	42	31	295	7.2
Kenny Anderson (N)	23	4	446	61	150	.407	1	2	.500	16	22	.727	14	31	45	77	43	0	18	42	4	139	6.0
Robert Pack	28	4	440	52	129	.403	0	5	.000	41	55	.745	11	40	51	81	35	0	25	40	0	145	5.2
George Lynch	81	32	1497	147	359	.409	28	79	.354	41	74	.554	139	214	353	104	136	1	66	52	19	363	4.5
Jerome Moiso	51	1	644	89	171	.520	0	0	--	27	41	.659	59	119	178	22	87	1	19	46	44	205	4.0
Robert Traylor	69	0	851	105	237	.443	1	3	.333	57	88	.648	108	154	262	50	153	1	45	53	37	268	3.9
Stacey Augmon	70	3	862	79	192	.411	0	7	.000	54	72	.750	26	93	119	69	80	0	27	40	0	212	3.0
Randy Livingston	2	0	12	2	4	.500	0	0	--	2	2	1.000	0	0	0	0	0	0	0	0	0	6	3.0
Bryce Drew	13	0	79	8	27	.296	3	7	.429	0	0	--	4	9	13	11	2	0	2	3	0	19	1.5
Kirk Haston	12	0	57	2	17	.118	0	3	.000	2	4	.500	0	7	7	3	10	0	0	7	5	6	0.5
NEW ORLEANS	82	--	19905	2914	6695	.435	404	1075	.376	1467	1910	.768	1097	2475	3572	1807	1769	15	656	1212	394	7699	93.9
OPPONENTS	82	--	19905	2857	6518	.438	338	1001	.338	1474	1925	.766	909	2368	3277	1630	1754	12	647	1196	427	7526	91.8

GAME-BY-GAME

Date	H/A	W/L	Opp	NOK/Opp	Record
10/30	H	W	UTA	100-75	1-0
11/1	A	L	CHI	79-84	1-1
11/2	H	W	MIA	100-95	2-1
11/6	H	W	SEA	86-84	3-1
11/8	H	W	GSW	110-104	4-1
11/10	A	W	NYK	97-91*	5-1
11/12	A	L	DET	87-93	5-2
11/13	H	W	MIN	102-98	6-2
11/15	H	W	CHI	105-87	7-2
11/16	A	L	ATL	82-89	7-3
11/19	H	W	PHI	99-98	8-3
11/22	H	W	NYK	105-97*	9-3
11/23	A	W	CLE	97-84	10-3
11/25	A	L	PHI	87-108	10-4
11/27	H	W	ATL	106-94	11-4
11/30	A	L	NYK	86-92*	11-5
12/1	A	L	BOS	86-95	11-6
12/3	A	W	CHI	115-90	12-6
12/4	H	W	TOR	89-74	13-6
12/6	H	W	HOU	98-96*	14-6
12/7	A	W	MIL	94-88	15-6
12/9	H	L	LAC	90-94	15-7
12/12	A	W	UTA	93-88	16-7
12/13	A	W	LAL	98-82	17-7
12/15	A	L	SAC	92-107	17-8
12/17	A	L	POR	93-102	17-9
12/18	A	L	GSW	106-111	17-10
12/20	A	W	SEA	88-86*	18-10

Date	H/A	W/L	Opp	NOK/Opp	Record
12/23	A	L	SAS	99-94*	18-11
12/26	H	L	DAL	81-83	18-12
12/28	A	L	IND	84-91	18-13
12/29	A	L	HOU	85-97	18-14
12/31	H	L	IND	86-89	18-15
1/3	H	W	ORL	100-89	19-15
1/5	A	W	TOR	99-84	20-15
1/6	A	L	MEM	102-106	20-16
1/8	H	L	BOS	83-93	20-17
1/10	H	L	DET	99-101*	20-18
1/11	A	L	ATL	80-87	20-19
1/15	H	L	LAL	82-90	20-20
1/17	H	W	CHI	90-83	21-20
1/20	H	W	PHO	114-102	22-20
1/22	H	W	WAS	103-94	23-20
1/24	H	L	POR	96-97*	23-21
1/27	H	L	MIL	93-108	23-22
1/29	H	W	TOR	104-83	24-22
1/31	A	L	NUN	72-89	24-23
2/1	A	L	WAS	104-109	24-24
2/3	H	W	BOS	103-96	25-24
2/5	H	W	SAC	108-84	26-24
2/11	A	W	MIA	78-69	27-24
2/12	H	L	IND	72-83	27-25
2/14	A	L	MIN	93-114	27-26
2/16	H	W	DEN	100-92	28-26
2/18	A	L	ORL	94-99	28-27
2/19	H	W	WAS	87-75	29-27

Date	H/A	W/L	Opp	NOK/Opp	Record
2/21	H	W	MEM	125-123*	30-27
2/22	A	W	DET	93-91	31-27
2/26	H	W	MIA	91-82	32-27
2/28	A	W	DEN	94-88	33-27
3/1	A	W	PHO	94-88	34-27
3/3	A	W	LAC	111-108	35-27
3/7	H	W	CLE	102-76	36-27
3/9	H	L	NIN	92-102	36-28
3/11	A	W	IND	81-71	37-28
3/12	A	L	BOS	65-93	37-29
3/14	A	W	MIA	87-83	38-29
3/15	A	L	ORL	86-96	38-30
3/19	H	W	NYK	101-96	39-30
3/21	H	W	MIL	113-98	40-30
3/22	A	L	MIL	85-93	40-31
3/26	H	L	ORL	95-97	40-32
3/28	A	W	TOR	101-92	41-32
3/30	H	L	SAS	90-92	41-33
4/1	A	L	DAL	86-95	41-34
4/2	H	W	NIN	106-97	42-34
4/5	A	L	CLE	76-79	42-35
4/9	H	W	CLE	100-81	43-35
4/11	H	W	DET	93-89	44-35
4/13	A	W	PHI	94-89	45-35
4/14	A	W	NIN	87-74	46-35
4/16	H	W	ATL	92-77	47-35

* - overtime

ALL-TIME ROSTER

Adams, Steven

6-11 • Center • Pittsburgh

Acquired from Oklahoma City, along with Eric Bledsoe (via Milwaukee), as well as two future first round draft picks and the rights to swap two additional first round picks from Milwaukee in exchange for guard Jrue Holiday (to Milwaukee), guard Josh Gray, and forwards Zylan Cheatham, Darius Miller and Kenrich Williams (to Oklahoma City), as well as two future second-round draft picks (2023 via Washington, 2024 via Charlotte) as part of a four-team trade with Denver, Milwaukee and Oklahoma City on November 24, 2020...Signed a contract extension with New Orleans...Traded to Memphis along with Eric Bledsoe and the draft rights to Ziaire Williams and Jared Butler and a 2022 protected first round pick in exchange for Jonas Valanciunas, Devonte' Graham (via Charlotte) and the draft rights to Trey Murphy III and Brandon Boston.

YEAR	G	GS	MIN	FG	FGA	PCT	3P	3PA	PCT	FT	FTA	PCT	OFF	DEF	TOT	AST	PF	DQ	STL	TO	BLK	PTS	AVG
20-21	58	58	1605	189	308	.614	0	3	.000	60	135	.444	215	301	514	111	115	0	54	78	38	458	7.6

Ajina, Alexis

7-2 • Center • Saint-Etienne, France

Signed as an unrestricted free agent on Dec. 20, 2013...Re-signed as an unrestricted free agent July 9, 2015...Traded to the Los Angeles Clippers in exchange for Wesley Johnson on October 15, 2018.

YEAR	G	GS	MIN	FG	FGA	PCT	3P	3PA	PCT	FT	FTA	PCT	OFF	DEF	TOT	AST	PF	DQ	STL	TO	BLK	PTS	AVG
13-14	56	30	951	136	249	.546	0	1	.000	56	67	.836	94	183	277	40	187	3	23	63	46	328	5.9
14-15	68	8	957	181	329	.550	0	0	.000	81	99	.818	104	211	315	47	151	0	21	69	51	443	6.5
15-16	59	17	861	150	315	.476	0	1	.000	52	62	.839	75	194	269	31	134	0	19	54	36	352	6.0
16-17	39	15	584	89	178	.500	0	4	.000	29	40	.725	46	131	177	12	77	0	20	31	22	207	5.3
TOTALS	222	70	3353	556	1071	.519	0	6	.000	218	268	.813	319	719	1038	130	549	3	83	217	181	1330	6.0

Alexander, Courtney

6-6 • Guard • Fresno State

Acquired from Washington in exchange for the 17th overall selection in the 2002 NBA Draft on June 26, 2002...Became a free agent after 2005-04 season.

YEAR	G	GS	MIN	FG	FGA	PCT	3P	3PA	PCT	FT	FTA	PCT	OFF	DEF	TOT	AST	PF	DQ	STL	TO	BLK	PTS	AVG
02-03	66	7	1360	195	505	.382	19	57	.333	118	146	.808	39	79	118	79	125	0	31	68	6	523	7.9

Alexander-Walker, Nickell

6-5 • Guard • Virginia Tech

Draft rights traded to New Orleans, along with the draft rights to Jaxson Hayes and Marcos Louzada Silva, in exchange for the draft rights to De'Andre Hunter, the draft rights to Jordan Bone, Solomon Hill and a future second-round pick on July 6, 2019...Traded to Portland along with Josh Hart, Didi Louzada, Tomáš Satoransky, a protected 2022 first round draft pick, and two future second round draft picks in exchange for CJ McCollum, Larry Nance Jr. and Tony Snell on February 8, 2022.

YEAR	G	GS	MIN	FG	FGA	PCT	3P	3PA	PCT	FT	FTA	PCT	OFF	DEF	TOT	AST	PF	DQ	STL	TO	BLK	PTS	AVG
19-20	47	1	591	98	266	.368	46	133	.346	25	37	.676	9	75	84	89	57	0	17	54	8	267	5.7
20-21	46	15	1007	192	458	.419	76	219	.347	48	66	.727	13	131	144	102	88	1	47	69	22	508	11.0
21-22	50	19	1517	237	632	.375	95	305	.311	70	97	.722	36	128	164	139	88	0	41	85	19	639	12.8
TOTALS	143	33	2915	527	1356	.389	217	657	.330	143	200	.715	58	334	392	330	233	1	105	208	49	1414	9.9

Allen, Tony

6-4 • Guard/Forward • Oklahoma State

Signed as an unrestricted free agent September 15, 2017...Traded to the Chicago Bulls along with Omer Asik, Jameer Nelson, and a 2018 first round pick in exchange for Nikola Mirotic and a 2018 second-round draft pick on February 1, 2018.

YEAR	G	GS	MIN	FG	FGA	PCT	3P	3PA	PCT	FT	FTA	PCT	OFF	DEF	TOT	AST	PF	DQ	STL	TO	BLK	PTS	AVG
17-18	22	0	273	44	91	.484	4	12	.333	11	21	.524	20	27	47	9	49	0	11	19	3	105	4.7

Alvarado, Jose

6-0 • Guard • Georgia Tech

Signed to a two-way contract on August 16, 2021...Signed to a multi-year contract on March 28, 2022.

YEAR	G	GS	MIN	FG	FGA	PCT	3P	3PA	PCT	FT	FTA	PCT	OFF	DEF	TOT	AST	PF	DQ	STL	TO	BLK	PTS	AVG
21-22	54	1	834	131	294	.446	32	110	.291	36	53	.679	25	75	100	152	73	0	71	40	7	330	6.1

Aminu, Al-Farouq

6-9 • Forward • Wake Forest

Acquired from LA Clippers along with Eric Gordon, Chris Kaman and a 2012 first round draft pick in exchange for Chris Paul and two 2015 second round draft picks on December 14th, 2011...Became a free agent following the 2012-13 season...Signed as a free agent on July 10, 2013...Became a free agent after the 2013-14 season.

YEAR	G	GS	MIN	FG	FGA	PCT	3P	3PA	PCT	FT	FTA	PCT	OFF	DEF	TOT	AST	PF	DQ	STL	TO	BLK	PTS	AVG
11-12	66	21	1477	150	365	.411	13	47	.277	86	114	.754	95	215	308	66	136	1	59	91	34	399	6.0
12-13	76	71	2066	225	474	.475	4	19	.211	101	137	.737	139	446	585	103	153	0	92	116	51	555	7.3
13-14	80	65	2045	234	494	.474	13	48	.271	91	137	.664	129	367	496	114	147	1	82	88	38	572	7.2
TOTALS	222	157	5588	609	1333	.457	30	114	.263	278	388	.716	363	1026	1389	283	436	2	233	295	123	1526	6.9

Amundson, Lou

6-9 • Forward • Nevada-Las Vegas

Signed as a free agent for the remainder of the season on March 12, 2013...Rights were renounced following the 2012-13 season...Signed as a free agent on November 12, 2013...Waived on December 31, 2013.

YEAR	G	GS	MIN	FG	FGA	PCT	3P	3PA	PCT	FT	FTA	PCT	OFF	DEF	TOT	AST	PF	DQ	STL	TO	BLK	PTS	AVG
12-13	18	0	209	18	42	.429	0	0	--	8	16	.500	24	34	58	8	27	0	9	8	6	44	2.4
13-14	18	0	184	16	32	.500	0	0	--	6	24	.250	28	27	55	6	49	2	9	14	11	38	2.1
TOTALS	36	0	393	34	74	.459	0	0	--	14	40	.350	52	61	113	14	76	2	18	22	17	82	2.3

Andersen, Chris

6-10 • Forward/Center • Blinn J.C. (TX)

Signed as a free agent on July 16, 2004...Dismissed and disqualified from the NBA on Jan. 27, 2006...Re-signed by the Hornets on March 5, 2008 after being re-instated by the NBA following a two-year suspension for violating the NBA's substance abuse policy...Became a free agent following the 2007-08 season.

YEAR	G	GS	MIN	FG	FGA	PCT	3P	3PA	PCT	FT	FTA	PCT	OFF	DEF	TOT	AST	PF	DQ	STL	TO	BLK	PTS	AVG
04-05	67	2	1430	191	358	.534	0	3	.000	131	190	.689	137	273	410	71	144	0	14	64	100	513	7.7
05-06	32	2	570	56	98	.571	0	0	--	49	103	.476	61	94	155	6	84	0	8	26	41	161	5.0
07-08	5	0	34	2	7	.286	0	0	--	2	4	.500	2	4	9	9	0	6	0	1	4	6	1.2
TOTALS	104	4	2034	249	463	.538	0	3	.000	182	297	.613	200	374	574	77	234	0	22	91	145	680	6.5

Andersen, David**6-11 • Center • Australia**

Acquired along with Jarrett Jack and Marcus Banks from the Toronto Raptors in exchange for Jerryd Bayless and Peja Stojakovic November 19, 2010...Waived on December 19, 2011.

YEAR	G	GS	MIN	FG	FGA	PCT	3P	3PA	PCT	FT	FTA	PCT	OFF	DEF	TOT	AST	PF	DQ	STL	TO	BLK	PTS	AVG
10-11	29	0	225	33	74	.446	5	13	.385	7	15	.467	12	38	50	6	29	0	2	14	6	78	2.7

Anderson, Kenny**6-1 • Guard • Georgia Tech**

Acquired from Seattle in exchange for Elden Campbell on Feb. 20, 2003...Became a free agent after 2002-03 season.

YEAR	G	GS	MIN	FG	FGA	PCT	3P	3PA	PCT	FT	FTA	PCT	OFF	DEF	TOT	AST	PF	DQ	STL	TO	BLK	PTS	AVG
02-03	23	1	446	61	150	.407	1	2	.500	16	22	.727	14	31	45	77	43	0	18	42	4	139	6.0

Anderson, Ryan**6-10 • Forward • California**

Acquired from Orlando in exchange for forward Gustavo Ayon on July 11, 2012...Became an unrestricted free agent at the conclusion of the 2015-16 season.

YEAR	G	GS	MIN	FG	FGA	PCT	3P	3PA	PCT	FT	FTA	PCT	OFF	DEF	TOT	AST	PF	DQ	STL	TO	BLK	PTS	AVG
12-13	81	22	2503	472	1115	.423	215	557	.382	152	180	.844	191	528	519	97	179	2	42	97	31	1309	16.2
13-14	22	14	795	155	354	.438	67	164	.409	59	62	.952	66	76	142	17	47	0	10	20	7	436	19.8
14-15	61	5	1675	291	729	.399	112	339	.340	129	151	.854	108	187	295	55	113	1	33	62	20	833	13.7
15-16	66	7	2008	397	929	.427	131	358	.366	199	228	.873	131	265	396	73	109	0	38	90	25	1124	17.0
TOTALS	230	48	6981	1315	3127	.421	533	1438	.371	539	621	.868	496	856	1352	242	448	0	123	269	83	2107	16.1

Ariza, Trevor**6-8 • Guard/Forward • UCLA**

Acquired from the Houston Rockets in a four-team trade on August 11, 2010...Traded to the Washington Wizards along with Emeke Okafor for the rights to forward Rashard Lewis and the 46th pick in the 2012 NBA Draft.

YEAR	G	GS	MIN	FG	FGA	PCT	3P	3PA	PCT	FT	FTA	PCT	OFF	DEF	TOT	AST	PF	DQ	STL	TO	BLK	PTS	AVG
10-11	75	75	2600	305	762	.398	82	271	.303	138	197	.701	61	347	408	162	180	0	120	118	31	826	11.0
11-12	41	41	1350	168	403	.417	29	87	.333	79	102	.775	41	174	215	135	73	0	69	76	25	444	10.8
TOTALS	116	116	3950	473	1165	.404	111	358	.310	217	299	.726	102	521	623	297	253	0	189	194	56	1270	10.9

Armstrong, Darrell**6-1 • Guard • Fayetteville State**

Signed as a free agent on July 29, 2003...Traded to Dallas in exchange for Dan Dickau and a 2005 second round draft pick on Dec. 3, 2004.

YEAR	G	GS	MIN	FG	FGA	PCT	3P	3PA	PCT	FT	FTA	PCT	OFF	DEF	TOT	AST	PF	DQ	STL	TO	BLK	PTS	AVG
03-04	79	22	2247	291	756	.395	135	429	.315	123	144	.854	63	163	226	511	148	1	133	155	16	840	10.6
04-05	14	9	412	53	159	.333	17	70	.243	19	21	.905	16	32	48	65	30	1	15	28	2	142	10.1
TOTALS	93	31	2659	344	895	.384	152	499	.305	142	165	.861	79	195	274	376	178	2	148	183	18	982	10.6

Armstrong, Hilton**6-11 • Center/Forward • Connecticut**

Drafted with the 12th overall pick of the 2006 NBA Draft...signed to fourth-year option on October 25, 2008...traded to Sacramento in exchange for a conditional second round pick in 2016 on Jan. 11, 2010.

YEAR	G	GS	MIN	FG	FGA	PCT	3P	3PA	PCT	FT	FTA	PCT	OFF	DEF	TOT	AST	PF	DQ	STL	TO	BLK	PTS	AVG
06-07	56	5	634	68	125	.544	0	0	---	40	67	.597	58	91	149	10	79	0	12	35	26	176	3.1
07-08	65	3	732	67	148	.453	0	0	---	44	70	.629	65	98	163	23	130	1	15	59	34	178	2.7
08-09	70	29	1092	138	246	.561	0	2	.000	62	98	.633	81	114	195	29	181	1	26	80	45	338	4.8
09-10	18	0	239	19	50	.380	0	0	---	13	28	.464	17	44	61	16	44	1	8	13	8	51	2.8
TOTALS	209	37	2697	292	569	.515	0	2	.000	159	263	.605	221	347	568	78	434	3	61	187	113	743	3.6

Asik, Omer**7-0 • Center • Turkey**

Acquired from Houston in a three-team trade by New Orleans along with Omri Casspi in exchange for a future first-round pick...Re-signed as an unrestricted free agent July 9, 2015...Traded to the Chicago Bulls along with Tony Allen, Jameel Nelson, and a 2018 first round pick in exchange for Nikola Mirotic and a 2018 second round draft pick on February 1, 2018.

YEAR	G	GS	MIN	FG	FGA	PCT	3P	3PA	PCT	FT	FTA	PCT	OFF	DEF	TOT	AST	PF	DQ	STL	TO	BLK	PTS	AVG
14-15	76	76	1982	213	412	.517	--	--	--	131	225	.582	244	504	748	72	144	0	29	95	54	557	7.3
15-16	68	64	1178	104	195	.533	--	--	--	61	112	.545	120	294	414	26	124	0	21	60	23	269	4.0
16-17	31	19	482	31	65	.477	--	--	--	23	39	.590	48	115	163	15	51	0	5	14	10	85	2.7
17-18	14	0	121	7	16	.438	--	--	--	4	12	.333	7	30	37	2	14	0	1	5	2	18	1.3
TOTALS	189	159	3763	355	688	.516	--	--	--	219	388	.564	419	943	1362	115	333	0	56	174	89	929	4.9

Augmon, Stacey**6-8 • Forward • UNLV**

Signed as a free agent on July 25, 2001...Became a free agent after 2003-04 season.

YEAR	G	GS	MIN	FG	FGA	PCT	3P	3PA	PCT	FT	FTA	PCT	OFF	DEF	TOT	AST	PF	DQ	STL	TO	BLK	PTS	AVG
02-03	70	3	862	79	192	.411	0	7	.000	54	72	.750	26	93	119	69	80	0	27	40	9	212	3.0
03-04	69	24	1416	143	347	.412	1	7	.143	110	139	.791	52	122	174	85	114	2	55	76	15	397	5.8
TOTALS	139	27	2278	222	539	.412	1	14	.071	164	211	.777	78	215	293	154	194	2	82	116	24	609	4.4

Ayon, Gustavo**6-10 • Forward • Mexico**

Signed as a free agent on December 21, 2011...Traded to the Orlando Magic for forward Ryan Anderson on July 11, 2012.

YEAR	G	GS	MIN	FG	FGA	PCT	3P	3PA	PCT	FT	FTA	PCT	OFF	DEF	TOT	AST	PF	DQ	STL	TO	BLK	PTS	AVG
11-12	54	24	1088	140	261	.536	0	1	.000	39	63	.619	86	179	265	74	118	2	53	46	46	319	5.9

Babbitt, Luke**6-9 • Forward • Nevada**

Signed as a free agent on February 4, 2014...Re-signed as unrestricted free agent July 20, 2015...Traded to the Miami HEAT in exchange for a second round draft pick and cash considerations on July 10, 2016.

YEAR	G	GS	MIN	FG	FGA	PCT	3P	3PA	PCT	FT	FTA	PCT	OFF	DEF	TOT	AST	PF	DQ	STL	TO	BLK	PTS	AVG
13-14	27	2	473	60	154	.390	36	95	.379	14	18	.778	18	70	88	29	52	0	7	15	11	170	6.3
14-15	63	19	830	92	192	.479	59	115	.513	13	19	.684	12	99	111	24	63	0	17	26	11	256	4.1
15-16	47	13	845	122	289	.422	44	109	.404	39	50	.780	25	123	148	53	90	0	11	23	7	327	7.0
TOTALS	137	34	2148	274	635	.431	139	319	.436	66	87	.759	55	292	347	106	205	0	35	64	29	753	5.5

Ball, Lonzo**6-6 • Guard • UCLA**

Acquired along with Brandon Ingram, Josh Hart, the draft rights to the fourth overall pick in the 2019 NBA Draft, DeAndre Hunter, and two future first round draft picks in exchange for Anthony Davis on July 6, 2019...Traded to Chicago in exchange for Tomáš Satoranský, Garrett Temple, a 2024 second round pick, and cash considerations on August 8, 2021.

YEAR	G	GS	MIN	FG	FGA	PCT	3P	3PA	PCT	FT	FTA	PCT	OFF	DEF	TOT	AST	PF	DQ	STL	TO	BLK	PTS	AVG
19-20	63	54	2025	277	687	.403	148	395	.375	43	76	.566	71	312	383	438	128	0	88	193	38	745	-11.8
20-21	55	55	1747	290	700	.414	172	455	.378	50	64	.781	33	230	263	316	103	0	82	123	31	802	14.6
TOTALS	118	109	3772	567	1387	.409	320	850	.376	93	140	.664	104	542	646	754	231	0	170	316	69	1547	13.1

Bass, Brandon**6-8 • Forward • Louisiana State**

Drafted with the 33rd overall pick in the second round of the 2005 NBA Draft...Became a free agent following the 2006-07 season.

YEAR	G	GS	MIN	FG	FGA	PCT	3P	3PA	PCT	FT	FTA	PCT	OFF	DEF	TOT	AST	PF	DQ	STL	TO	BLK	PTS	AVG
05-06	29	1	268	28	70	.400	0	0	---	12	19	.632	18	50	68	3	18	0	3	11	7	68	2.3
06-07	21	3	162	15	44	.341	0	1	.000	12	16	.750	13	30	43	3	16	0	2	10	3	42	2.0
TOTALS	50	4	430	43	114	.377	0	1	.000	24	35	.686	31	80	111	6	34	0	5	21	10	110	2.2

Bayless, Jerry**6-3 • Guard • Arizona**

Acquired from Portland in exchange for a 2011 first round draft pick on October 23, 2010...Traded to Toronto with Peja Stojakovic in exchange for Jarrett Jack, David Andersen and Marcus Banks on November 20, 2010.

YEAR	G	GS	MIN	FG	FGA	PCT	3P	3PA	PCT	FT	FTA	PCT	OFF	DEF	TOT	AST	PF	DQ	STL	TO	BLK	PTS	AVG
10-11	11	0	149	17	49	.347	3	14	.214	13	13	.765	2	13	15	28	16	0	2	17	1	50	4.5

Belinelli, Marco**6-5 • Guard • Italy**

Acquired from Toronto on August 11, 2010...Re-signed by the Hornets on December 13, 2011...Became a free agent following the 2011-12 season.

YEAR	G	GS	MIN	FG	FGA	PCT	3P	3PA	PCT	FT	FTA	PCT	OFF	DEF	TOT	AST	PF	DQ	STL	TO	BLK	PTS	AVG
10-11	80	69	1957	302	691	.437	134	324	.414	98	125	.784	17	134	151	92	146	0	38	77	6	836	10.5
11-12	66	55	1966	286	686	.417	107	284	.377	101	129	.783	19	153	172	101	115	1	48	69	5	780	11.8
TOTALS	146	124	3923	588	1377	.427	241	608	.396	199	254	.783	36	287	323	193	261	1	86	146	11	1616	11.1

Bertans, Dairis**6-4 • Guard • Latvia**

Signed as a free agent on March 1, 2019...Became an unrestricted free agent at the conclusion of the 2018-19 season.

YEAR	G	GS	MIN	FG	FGA	PCT	3P	3PA	PCT	FT	FTA	PCT	OFF	DEF	TOT	AST	PF	DQ	STL	TO	BLK	PTS	AVG
18-19	12	0	167	12	47	.255	10	34	.294	0	0	---	2	7	9	10	7	0	1	2	0	34	2.8

Bledsoe, Eric**6-1 • Guard • Kentucky**

Acquired along with Steven Adams (via Oklahoma City), as well as two future first round draft picks and the rights to swap two additional first round picks from Milwaukee in exchange for guard Jrue Holiday (to Milwaukee), guard Josh Gray, and forwards Zylan Cheatham, Darius Miller and Kenrich Williams (to Oklahoma City), as well as two future second-round draft picks (2023 via Washington, 2024 via Charlotte) as part of a four-team trade with Denver, Milwaukee and Oklahoma City...Traded to Memphis along with Steven Adams and the draft rights to Ziaire Williams and Jared Butler and a 2022 protected first round pick in exchange for Jonas Valanciunas, Devonte' Graham (via Charlotte) and the draft rights to Trey Murphy III and Brandon Boston.

YEAR	G	GS	MIN	FG	FGA	PCT	3P	3PA	PCT	FT	FTA	PCT	OFF	DEF	TOT	AST	PF	DQ	STL	TO	BLK	PTS	AVG
20-21	71	70	2111	307	730	.421	121	355	.341	134	195	.687	29	215	244	268	112	0	55	114	24	869	12.2

Bowen, Ryan**6-9 • Forward • Iowa**

Signed with the New Orleans Hornets on Oct. 1, 2007 as a free agent...Became a free agent following the 2007-08 season...Signed with the New Orleans Hornets on August 11, 2008 as a free agent...Became a free agent following the 2008-09 season.

YEAR	G	GS	MIN	FG	FGA	PCT	3P	3PA	PCT	FT	FTA	PCT	OFF	DEF	TOT	AST	PF	DQ	STL	TO	BLK	PTS	AVG
07-08	53	4	660	49	100	.490	0	1	.000	16	29	.552	55	45	100	25	77	0	32	15	11	114	2.2
08-09	21	3	219	22	38	.579	0	0	---	3	5	.600	10	14	24	9	37	0	14	5	5	47	2.2
TOTALS	74	7	879	71	138	.514	0	1	.000	19	34	.559	65	59	124	34	114	0	46	20	16	161	2.2

Brown, Anthony**6-7 • Forward • Stanford**

Signed as a free agent on November 21, 2016...Waived on December 9, 2016

YEAR	G	GS	MIN	FG	FGA	PCT	3P	3PA	PCT	FT	FTA	PCT	OFF	DEF	TOT	AST	PF	DQ	STL	TO	BLK	PTS	AVG
16-17	9	0	143	14	41	.341	6	24	.250	---	---	---	6	20	26	6	13	0	5	5	1	34	3.8

Brown, Bobby**6-2 • Guard • Cal-State Fullerton**

Acquired with Darius Songaila in exchange for Antonio Daniels and New Orleans' 2014 second round draft pick on Sept. 9, 2009...traded to L.A. Clippers in exchange for a 2014 conditional second-round pick on Jan. 26, 2010

YEAR	G	GS	MIN	FG	FGA	PCT	3P	3PA	PCT	FT	FTA	PCT	OFF	DEF	TOT	AST	PF	DQ	STL	TO	BLK	PTS	AVG
09-10	22	0	328	60	152	.395	17	66	.258	8	8	1.000	1	17	18	46	28	0	9	24	1	145	6.6

Brown, Devin**6-5 • Guard • Texas-San Antonio**

Signed as a free agent on December 21, 2006...Became a free agent following the 2006-07 season...Signed as a free agent on August 22, 2008...Exercised player option on June 4, 2009 for the 2009-10 season...Traded to Chicago in exchange for Aaron Gray on Jan. 25, 2010.

YEAR	G	GS	MIN	FG	FGA	PCT	3P	3PA	PCT	FT	FTA	PCT	OFF	DEF	TOT	AST	PF	DQ	STL	TO	BLK	PTS	AVG
06-07	58	49	1662	233	555	.420	81	227	.357	123	155	.794	55	196	251	149	139	0	44	91	9	670	11.6
08-09	63	5	869	111	313	.355	28	97	.289	78	100	.780	31	88	119	54	81	1	32	54	5	328	5.2
09-10	39	37	967	128	325	.394	54	147	.367	69	86	.802	27	82	109	58	62	0	30	57	5	379	9.7
TOTALS	160	91	3498	472	1193	.396	163	471	.346	270	341	.792	113	366	479	261	282	1	106	202	19	1377	8.6

Brown, PJ**6-11 • Forward • Louisiana Tech**

Acquired along with Jamal Mashburn, Otis Thorpe, Rodney Buford and Tim James from Miami in exchange for Eddie Jones, Anthony Mason, Ricky Davis and Dale Ellis on Aug. 1, 2000...Traded along with J.R. Smith to the Chicago Bulls in exchange for center Tyson Chandler on July 14, 2006.

YEAR	G	GS	MIN	FG	FGA	PCT	3P	3PA	PCT	FT	FTA	PCT	OFF	DEF	TOT	AST	PF	DQ	STL	TO	BLK	PTS	AVG
02-03	78	78	2609	319	601	.516	0	3	.000	194	232	.836	245	458	701	147	203	3	67	98	80	832	10.7
03-04	80	80	2753	339	712	.476	0	1	.000	158	185	.854	237	453	690	155	203	2	78	101	73	836	10.5
04-05	82	78	2817	338	758	.446	0	0	--	210	243	.864	266	471	737	178	233	3	74	101	50	886	10.6
05-06	75	75	2380	269	583	.461	0	0	--	139	168	.827	182	365	547	90	216	2	46	90	50	677	9.0
TOTALS	315	309	10559	1265	2654	.477	0	4	.000	701	828	.847	928	1747	2675	570	855	10	265	390	253	3251	10.3

Brown, Tierre**6-2 • Guard • McNeese State**

Signed to a 10-day contract on Jan. 26, 2004...Waived on Feb. 5, 2004.

YEAR	G	GS	MIN	FG	FGA	PCT	3P	3PA	PCT	FT	FTA	PCT	OFF	DEF	TOT	AST	PF	DQ	STL	TO	BLK	PTS	AVG
03-04	3	0	17	2	4	.500	0	0	.000	2	4	.500	0	1	1	2	1	0	0	7	0	6	2.0

Butler, Rasual**6-7 • Forward • LaSalle**

Acquired from Miami along with Kirk Snyder (from Utah) in exchange for draft rights to Roberto Duenas in a five-team, 13-player deal that also sent Antoine Walker (from Boston) and Jason Williams, James Posey and Andre Emmitt (from Memphis) to Miami, Eddie Jones (from Miami) and Raul Lopez (from Utah) to Memphis, Greg Ostertag (from Memphis) to Utah, and Curtis Borchardt (from Utah) and Dnytel Woods, the draft rights to Albert Miralles, two second round picks and cash considerations (from Miami) to Boston on Aug. 2, 2005...Was traded to the LA Clippers in exchange for a second-round draft pick in 2016 on August 12, 2009.

YEAR	G	GS	MIN	FG	FGA	PCT	3P	3PA	PCT	FT	FTA	PCT	OFF	DEF	TOT	AST	PF	DQ	STL	TO	BLK	PTS	AVG
05-06	79	20	1875	257	633	.406	92	242	.380	79	114	.693	51	181	232	40	142	0	33	65	45	685	8.7
06-07	81	38	2223	314	788	.398	134	363	.369	56	87	.644	42	214	256	63	148	0	40	67	54	818	10.1
07-08	51	8	875	91	260	.350	44	133	.331	26	31	.839	16	84	100	36	66	1	15	10	21	252	4.9
08-09	82	74	2614	348	803	.433	140	359	.390	86	110	.782	49	222	271	75	159	1	51	59	61	922	11.2
TOTALS	293	140	7587	1010	2484	.407	410	1097	.374	247	342	.722	158	701	859	214	515	2	139	201	181	2677	9.1

Campbell, Elden**7-0 • Center • Clemson**

Acquired from L.A. Lakers along with Eddie Jones in exchange for Glen Rice, B.J. Armstrong and J.R. Reid on Mar. 10, 1999...Traded to Seattle in exchange for Kenny Anderson on Feb. 20, 2003.

YEAR	G	GS	MIN	FG	FGA	PCT	3P	3PA	PCT	FT	FTA	PCT	OFF	DEF	TOT	AST	PF	DQ	STL	TO	BLK	PTS	AVG
02-03	41	1	685	101	247	.409	0	1	.000	93	115	.809	34	108	142	42	102	2	24	42	31	295	7.2
TOTALS	41	1	685	101	247	.409	0	1	.000	93	115	.809	34	108	142	42	102	2	24	42	31	295	7.2

Carter, Maurice**6-5 • Guard • Louisiana State**

Signed to a 10-day contract on Mar. 25, 2004...Signed for the remainder of the season on Apr. 4, 2004. Selected by Charlotte in the 2004 NBA Expansion Draft.

YEAR	G	GS	MIN	FG	FGA	PCT	3P	3PA	PCT	FT	FTA	PCT	OFF	DEF	TOT	AST	PF	DQ	STL	TO	BLK	PTS	AVG
03-04	6	0	60	6	21	.286	3	8	.375	5	8	.625	2	6	8	2	5	0	0	3	0	20	3.3

Casspi, Omri**6-9 • Forward • Israel**

Acquired from the Sacramento Kings along with DeMarcus Cousins in exchange for Tyreke Evans, Buddy Hield, Langston Galloway, and draft picks on February 20, 2017.

YEAR	G	GS	MIN	FG	FGA	PCT	3P	3PA	PCT	FT	FTA	PCT	OFF	DEF	TOT	AST	PF	DQ	STL	TO	BLK	PTS	AVG
16-17	1	0	24	5	9	.556	2	4	.500	--	--	--	1	1	2	0	3	0	2	0	0	12	12.0

Chandler, Tyson**7-1 • Center • Dominguez HS (CA)**

Acquired from the Chicago Bulls in exchange for PJ Brown and J.R. Smith on July 14, 2006...Traded to Charlotte on July 28, 2009 in exchange for Emeka Okafor.

YEAR	G	GS	MIN	FG	FGA	PCT	3P	3PA	PCT	FT	FTA	PCT	OFF	DEF	TOT	AST	PF	DQ	STL	TO	BLK	PTS	AVG
06-07	73	73	2525	292	624	.464	0	1	.000	106	201	.527	320	584	904	66	244	5	37	126	129	690	9.5
07-08	79	79	2783	377	605	.623	0	1	.000	175	295	.593	322	606	928	81	243	4	45	136	84	929	11.8
08-09	45	45	1445	160	283	.565	0	0	--	77	133	.579	163	230	395	22	144	2	15	70	56	397	8.8
TOTALS	197	197	6753	829	1356	.611	0	2	.000	358	629	.569	805	1420	2225	169	631	11	97	332	269	2016	10.2

Cheatham, Zylan**6-8 • Forward • Arizona State**

Signed a two-way contract on July 24, 2019...Traded to Oklahoma City along with Josh Gray, Darius Miller, and Kenrich Williams as part of a four team trade that also sent Jrupe Holiday to Milwaukee in exchange for Steven Adams (from Oklahoma City), Eric Bledsoe, and two future first round draft picks and the rights to swap two additional first round picks (from Milwaukee).

YEAR	G	GS	MIN	FG	FGA	PCT	3P	3PA	PCT	FT	FTA	PCT	OFF	DEF	TOT	AST	PF	DQ	STL	TO	BLK	PTS	AVG
19-20	4	0	51	6	9	.667	0	1	.000	0	0	--	3	6	9	3	10	0	1	4	1	12	3.0

Childress, Josh**6-8 • Forward • Stanford**

Signed as an unrestricted free agent on August 3, 2017.

YEAR	G	GS	MIN	FG	FGA	PCT	3P	3PA	PCT	FT	FTA	PCT	OFF	DEF	TOT	AST	PF	DQ	STL	TO	BLK	PTS	AVG
13-14	4	0	24	0	0	.000	0	0	.000	0	0	--	0	3	3	2	1	0	1	1	0	0	0.0

Clark, Gary**6-6 • Forward • Cincinnati**

Signed as a free agent on December 3, 2021...Waived on January 7, 2022...Signed to a two-way contract on January 9, 2022.

YEAR	G	GS	MIN	FG	FGA	PCT	3P	3PA	PCT	FT	FTA	PCT	OFF	DEF	TOT	AST	PF	DQ	STL	TO	BLK	PTS	AVG
21-22	38	1	378	33	88	.375	28	70	.400	7	10	.700	23	67	90	18	20	0	13	10	7	101	2.7

Clark, Ian**6-3 • Guard • Belmont**

Signed as an unrestricted free agent on August 3, 2018...Re-signed with New Orleans on July 9, 2018...Became an unrestricted free agent at the conclusion of the 2018-19 season.

YEAR	G	GS	MIN	FG	FGA	PCT	3P	3PA	PCT	FT	FTA	PCT	OFF	DEF	TOT	AST	PF	DQ	STL	TO	BLK	PTS	AVG
17-18	74	2	1455	222	478	.464	62	195	.318	45	59	.763	10	117	127	110	120	0	33	57	10	551	7.4
18-19	60	6	973	151	383	.394	66	202	.327	33	37	.892	13	76	89	94	95	0	22	58	8	401	6.7
TOTALS	134	8	2428	373	868	.425	128	397	.322	78	96	.813	23	193	216	204	215	0	55	115	18	952	7.1

Ewing, Jr., Patrick**6-8 • Forward • Georgetown**

Signed a 10-day contract on March 26, 2011...Signed a contract for the rest of the 2010-2011 season...Waived on December 15, 2011.

YEAR	G	GS	MIN	FG	FGA	PCT	3P	3PA	PCT	FT	FTA	PCT	OFF	DEF	TOT	AST	PF	DQ	STL	TO	BLK	PTS	AVG
10-11	7	0	19	0	5	.000	0	2	.000	3	4	.750	1	1	2	2	2	0	0	1	1	3	0.4

Favors, Derrick**6-10 • Forward/Center • Georgia Tech**

Acquired from Utah in exchange for two future second round picks on July 7, 2019.

YEAR	G	GS	MIN	FG	FGA	PCT	3P	3PA	PCT	FT	FTA	PCT	OFF	DEF	TOT	AST	PF	DQ	STL	TO	BLK	PTS	AVG
19-20	51	49	1243	209	339	.617	1	7	.143	40	71	.563	163	338	501	81	107	0	30	55	46	459	9.0

Fizer, Marcus**6-8 • Forward • Iowa State**

Signed as a free agent on April 10, 2006...Became a free agent following the 2005-06 season.

YEAR	G	GS	MIN	FG	FGA	PCT	3P	3PA	PCT	FT	FTA	PCT	OFF	DEF	TOT	AST	PF	DQ	STL	TO	BLK	PTS	AVG
05-06	3	0	39	9	17	.529	1	1	1.000	1	2	.500	1	6	7	1	5	0	0	2	0	20	6.7

Foote, Jeff**7-0 • Center • Cornell**

Signed as a free agent to a 10-day contract on March 9, 2012.

YEAR	G	GS	MIN	FG	FGA	PCT	3P	3PA	PCT	FT	FTA	PCT	OFF	DEF	TOT	AST	PF	DQ	STL	TO	BLK	PTS	AVG
11-12	4	0	39	2	6	.333	0	0	--	0	0	---	1	5	6	0	5	0	0	2	1	4	1.0

Frazier, Tim**6-1 • Guard • Penn State**

Signed to a 10-day contract on March 16, 2016...Signed for the remainder of the 2015-16 season on March 26, 2016...Re-signed as unrestricted free agent July 22, 2016...Traded to Washington in exchange for the 52nd overall pick in the 2017 NBA Draft on June 21, 2017...Claimed off waivers on October 17, 2018...Waived on February 28, 2019.

YEAR	G	GS	MIN	FG	FGA	PCT	3P	3PA	PCT	FT	FTA	PCT	OFF	DEF	TOT	AST	PF	DQ	STL	TO	BLK	PTS	AVG
15-16	16	1	469	76	169	.450	13	31	.419	45	59	.763	15	56	71	120	42	0	23	38	1	210	13.1
16-17	65	35	1525	163	404	.403	40	128	.313	98	129	.760	34	139	173	335	133	1	56	101	6	464	7.1
18-19	47	17	909	88	195	.451	27	77	.351	32	41	.780	32	105	137	206	93	0	25	60	4	235	5.0
TOTALS	128	53	2903	327	768	.426	80	236	.336	175	229	.764	81	300	381	661	268	1	104	199	11	909	7.1

Fredette, Jimmer**6-2 • Guard • Brigham Young**

Signed as a free agent on July 22, 2014...Became a free agent at the conclusion of the 2014-15 season...Re-signed November 10, 2015...Waived November 19, 2015.

YEAR	G	GS	MIN	FG	FGA	PCT	3P	3PA	PCT	FT	FTA	PCT	OFF	DEF	TOT	AST	PF	DQ	STL	TO	BLK	PTS	AVG
14-15	50	0	509	63	166	.380	9	48	.188	43	45	.956	8	32	40	58	43	0	15	33	2	178	3.6
15-16	4	0	13	1	4	.250	0	1	.000	--	--	--	0	0	0	1	1	0	1	1	0	2	0.5
TOTALS	54	0	522	64	170	.376	9	49	.184	43	45	.956	8	32	40	59	44	0	16	34	2	180	3.3

Freije, Matt**6-10 • Forward • Vanderbilt**

Signed as a free agent on Nov. 19, 2004...Waived on Jan. 21, 2005.

YEAR	G	GS	MIN	FG	FGA	PCT	3P	3PA	PCT	FT	FTA	PCT	OFF	DEF	TOT	AST	PF	DQ	STL	TO	BLK	PTS	AVG
04-05	23	11	441	37	127	.291	14	54	.259	5	8	.625	16	45	61	20	40	1	13	17	2	93	4.0

Gabriel, Wenyen**6-9 • Forward • Kentucky**

Signed as a free agent on November 30, 2020.

YEAR	G	GS	MIN	FG	FGA	PCT	3P	3PA	PCT	FT	FTA	PCT	OFF	DEF	TOT	AST	PF	DQ	STL	TO	BLK	PTS	AVG
20-21	21	0	241	24	60	.400	13	32	.406	11	17	.647	20	34	54	11	32	1	9	15	8	72	3.4

Galloway, Langston**6-2 • Guard • Saint Joseph's (PA)**

Signed as a free agent on July 21, 2016...Traded to Sacramento along with Tyreke Evans and Buddy Hield in exchange for Omri Casspi and DeMarcus Cousins on February 20, 2017.

YEAR	G	GS	MIN	FG	FGA	PCT	3P	3PA	PCT	FT	FTA	PCT	OFF	DEF	TOT	AST	PF	DQ	STL	TO	BLK	PTS	AVG
16-17	55	0	1120	165	441	.374	101	268	.377	40	52	.769	20	101	121	65	76	0	40	28	5	471	8.6

Garcia, Alex**6-3 • Guard • Brazil**

Claimed off of waivers from San Antonio on July 16, 2004...Waived on Dec. 27, 2004.

YEAR	G	GS	MIN	FG	FGA	PCT	3P	3PA	PCT	FT	FTA	PCT	OFF	DEF	TOT	AST	PF	DQ	STL	TO	BLK	PTS	AVG
04-05	8	3	146	18	52	.346	5	18	.278	3	4	.750	7	8	15	18	15	0	4	8	1	44	5.5

Gee, Alonzo**6-6 • Forward • Alabama**

Signed as a free agent on July 16, 2015...Waived on October 24, 2016.

YEAR	G	GS	MIN	FG	FGA	PCT	3P	3PA	PCT	FT	FTA	PCT	OFF	DEF	TOT	AST	PF	DQ	STL	TO	BLK	PTS	AVG
15-16	73	38	1632	132	255	.518	17	60	.285	44	66	.667	60	185	245	72	169	2	63	55	13	325	4.5

Goodwin, Archie**6-5 • Guard • Kentucky**

Signed as a free agent on November 7, 2016...Waived on November 20, 2016.

YEAR	G	GS	MIN	FG	FGA	PCT	3P	3PA	PCT	FT	FTA	PCT	OFF	DEF	TOT	AST	PF	DQ	STL	TO	BLK	PTS	AVG
16-17	3	0	30	2	5	.400	1	2	.500	10	10	1.000	0	0	0	1	1	0	0	0	1	15	5.0

Gordon, Eric**6-4 • Guard • Indiana**

Acquired from the LA Clippers along with Al-Farouq Aminu, Chris Kaman and a 2012 first round draft pick for Chris Paul and two 2015 second round draft picks...Re-signed as a restricted free agent on July 14, 2012...Exercised player option for 2015-16 season on June 18, 2015...Became an unrestricted free agent at the conclusion of the 2015-16 season.

YEAR	G	GS	MIN	FG	FGA	PCT	3P	3PA	PCT	FT	FTA	PCT	OFF	DEF	TOT	AST	PF	DQ	STL	TO	BLK	PTS	AVG
11-12	9	9	310	63	140	.450	10	40	.250	49	65	.754	2	25	31	20	0	13	24	4	185	20.6	
12-13	42	40	1264	235	584	.402	56	173	.324	187	222	.842	10	67	77	157	75	1	45	117	8	713	17.0
13-14	64	64	2057	356	817	.436	101	258	.391	175	223	.785	30	135	165	208	114	2	74	134	12	988	15.4
14-15	61	60	2018	285	694	.411	141	315	.448	107	133	.805	28	131	159	229	145	0	50	122	14	818	13.4
15-16	45	44	1481	231	552	.418	113	294	.384	111	125	.888	10	89	99	121	98	0	43	73	14	686	15.2
TOTALS	221	217	7130	1170	2787	.420	421	1080	.390	629	768	.819	80	445	525	726	452	3	225	470	52	3390	15.3

Graham, Devonte'**6-1 • Guard • Kansas**

Acquired from Charlotte in exchange for forward Wes Iwundu, a future protected first round draft pick, and cash considerations on August 7, 2021.

YEAR	G	GS	MIN	FG	FGA	PCT	3P	3PA	PCT	FT	FTA	PCT	OFF	DEF	TOT	AST	PF	DQ	STL	TO	BLK	PTS	AVG
21-22	76	63	2162	296	815	.363	192	563	.341	118	140	.843	37	140	177	316	95	0	71	105	12	902	11.9

Gray, Aaron**7-0 • Center • Pittsburgh**

Acquired from Chicago in exchange for Devin Brown on Jan. 25, 2010...Signed as a free agent on July 15, 2010...Became a free agent following the 2010-11 season.

YEAR	G	GS	MIN	FG	FGA	PCT	3P	3PA	PCT	FT	FTA	PCT	OFF	DEF	TOT	AST	PF	DQ	STL	TO	BLK	PTS	AVG
09-10	24	0	261	34	61	.557	0	0	.000	18	21	.857	40	50	90	20	44	0	9	17	11	86	3.6
10-11	41	6	531	56	99	.566	0	0	.000	17	34	.500	59	112	171	16	96	2	11	32	12	129	3.1
TOTALS	65	6	792	90	160	.562	0	0	.000	35	55	.636	99	162	261	36	140	2	20	49	23	215	3.3

Gray, Josh**6-1 • Guard • Louisiana State**

Signed a two-way contract on July 24, 2019...Traded to Oklahoma City along with Zylan Cheatham, Darius Miller, and Kenrich Williams as part of a four team trade that also sent Jrupe Holiday to Milwaukee in exchange for Steven Adams (from Oklahoma City), Eric Bledsoe, and two future first round draft picks and the rights to swap two additional first round picks (from Milwaukee).

YEAR	G	GS	MIN	FG	FGA	PCT	3P	3PA	PCT	FT	FTA	PCT	OFF	DEF	TOT	AST	PF	DQ	STL	TO	BLK	PTS	AVG
19-20	2	0	23	1	2	.500	0	0	--	0	0	--	1	1	2	2	1	0	0	5	0	2	1.0

Green, Willie**6-4 • Guard • Detroit Mercy**

Acquired from Philadelphia with Jason Smith for Craig Brackins and Darius Songaila on September 23, 2010...Became a free agent following the 2010-11 season.

YEAR	G	GS	MIN	FG	FGA	PCT	3P	3PA	PCT	FT	FTA	PCT	OFF	DEF	TOT	AST	PF	DQ	STL	TO	BLK	PTS	AVG
10-11	77	13	1674	270	609	.443	54	155	.348	78	100	.780	22	139	161	74	143	0	36	67	13	87	8.7

Hamilton, Jordan**6-7 • Forward • Texas**

Signed to a 10-day contract on March 25, 2016...Signed for the remainder of the 2015-16 season on April 4, 2016.

YEAR	G	GS	MIN	FG	FGA	PCT	3P	3PA	PCT	FT	FTA	PCT	OFF	DEF	TOT	AST	PF	DQ	STL	TO	BLK	PTS	AVG
15-16	11	4	304	49	116	.422	13	45	.289	14	21	.667	12	50	62	25	24	0	8	17	3	125	11.4

Harper, Jared**5-10 • Guard • Auburn**

Signed as a free agent on September 23, 2021...Waived on October 9, 2021...Signed to a two-way contract on December 21, 2021...Waived on January 9, 2022...Signed to a two-way contract on March 29, 2022.

YEAR	G	GS	MIN	FG	FGA	PCT	3P	3PA	PCT	FT	FTA	PCT	OFF	DEF	TOT	AST	PF	DQ	STL	TO	BLK	PTS	AVG
21-22	5	0	43	14	26	.538	5	12	.417	4	4	1.000	2	0	2	14	5	0	4	2	1	37	7.4

Harrington, Junior**6-4 • Guard • Wingate**

Signed as a free agent on Sept. 30, 2004. Waived on Jan. 21, 2005. Signed to a 10-day contract on Jan. 28, 2005. Became a free agent on Feb. 6, 2005.

YEAR	G	GS	MIN	FG	FGA	PCT	3P	3PA	PCT	FT	FTA	PCT	OFF	DEF	TOT	AST	PF	DQ	STL	TO	BLK	PTS	AVG
04-05	29	7	550	64	178	.360	6	19	.316	29	35	.829	13	50	63	62	72	1	25	41	5	163	5.6

Harris, Terrel**6-5 • Guard • Oklahoma State**

Signed as a free agent to a 10-day contract on March 8, 2013...Signed to a second 10-day contract on March 18, 2013...Signed for the remainder of the season on March 28, 2013.

YEAR	G	GS	MIN	FG	FGA	PCT	3P	3PA	PCT	FT	FTA	PCT	OFF	DEF	TOT	AST	PF	DQ	STL	TO	BLK	PTS	AVG
12-13	13	0	108	2	19	.105	0	7	.000	1	2	.500	0	17	17	7	14	0	2	13	3	5	0.4

Harrison, Andrew**6-6 • Guard • Kentucky**

Signed to a two-way contract on December 5, 2018...Waived on January 8, 2019.

YEAR	G	GS	MIN	FG	FGA	PCT	3P	3PA	PCT	FT	FTA	PCT	OFF	DEF	TOT	AST	PF	DQ	STL	TO	BLK	PTS	AVG
18-19	6	0	38	3	12	.250	2	10	.200	1	2	.500	2	3	5	7	7	0	0	2	0	9	1.5

Hart, Jason**6-3 • Guard • Syracuse**

Signed as a free agent to a 10-day contract on Feb. 5, 2010.

YEAR	G	GS	MIN	FG	FGA	PCT	3P	3PA	PCT	FT	FTA	PCT	OFF	DEF	TOT	AST	PF	DQ	STL	TO	BLK	PTS	AVG
09-10	4	0	17	1	1	1.000	0	0	--	0	0	--	0	2	2	5	4	0	1	3	1	2	0.5

Hart, Josh**6-5 • Guard • Villanova**

Acquired along with Lonzo Ball, Brandon Ingram, the draft rights to the fourth overall pick in the 2019 NBA Draft, De'Andre Hunter, and two future first round draft picks in exchange for Anthony Davis on July 6, 2019...Re-signed to a multi-year contract August 19, 2021...Traded to Portland along with Nickell Alexander-Walker, Didi Louzada, Tomáš Satoranský, a protected 2022 first round draft pick, and two future second round draft picks in exchange for CJ McCollum, Larry Nance Jr. and Tony Snell on February 8, 2022.

YEAR	G	GS	MIN	FG	FGA	PCT	3P	3PA	PCT	FT	FTA	PCT	OFF	DEF	TOT	AST	PF	DQ	STL	TO	BLK	PTS	AVG
19-20	65	16	1755	225	532	.423	121	354	.342	85	115	.739	61	364	425	108	160	2	63	75	25	656	10.1
20-21	47	4	1549	151	344	.439	63	193	.326	69	89	.775	53	324	377	109	111	0	38	49	12	454	9.5
21-22	41	40	1574	195	386	.505	42	130	.323	116	154	.753	53	265	318	168	118	1	45	81	11	548	13.4
TOTALS	153	60	4478	571	1262	.452	226	677	.334	270	358	.754	167	953	1120	385	389	3	146	205	46	2918	10.7

Haston, Kirk**6-9 • Forward • Indiana**

Selected in the first round (16th overall) of the 2001 NBA Draft...Waived on Oct. 29, 2003.

YEAR	G	GS	MIN	FG	FGA	PCT	3P	3PA	PCT	FT	FTA	PCT	OFF	DEF	TOT	AST	PF	DQ	STL	TO	BLK	PTS	AVG
02-03	12	0	57	21	17	.118	0	3	.000	2	4	.500	0	7	7	3	10	0	0	7	5	6	0.5

Jackson, Bobby**6-1 • Guard • Minnesota**

Signed as a free agent on July 26, 2006...Traded to Houston on February 21, 2008, in a three team trade that acquired Bonzi Wells, Mike James and cash considerations (from Houston), sent Jackson, Adam Haluska, a 2008 second round draft pick (from New Orleans) and the rights to Sergei Lishouk (from Memphis) to Houston, and forward Marcus Vinicius, the rights to Malick Badiane and cash considerations (from Houston) to Memphis.

YEAR	G	GS	MIN	FG	FGA	PCT	3P	3PA	PCT	FT	FTA	PCT	OFF	DEF	TOT	AST	PF	DQ	STL	TO	BLK	PTS	AVG
06-07	56	2	1330	204	518	.394	54	165	.327	130	168	.774	42	136	178	141	98	0	50	78	6	592	10.6
07-08	46	0	891	116	296	.392	53	144	.368	40	49	.816	23	87	110	76	59	0	32	31	3	325	7.1
TOTALS	102	2	2221	320	814	.393	107	309	.346	170	217	.783	65	223	288	217	157	0	82	109	9	917	9.0

Jackson, Frank**6-3 • Guard • Duke**

Acquired from Charlotte in exchange for draft rights to Dwayne Bacon and cash considerations on June 22, 2017...Became a free agent after the 2019-20 season.

YEAR	G	GS	MIN	FG	FGA	PCT	3P	3PA	PCT	FT	FTA	PCT	OFF	DEF	TOT	AST	PF	DQ	STL	TO	BLK	PTS	AVG
18-19	61	16	1169	194	447	.434	53	169	.314	54	73	.740	25	109	134	69	92	0	25	48	2	495	8.1
19-20	59	2	797	134	331	.405	47	144	.326	56	75	.747	22	61	83	61	77	0	17	49	4	371	6.3
TOTALS	120	18	1966	328	778	.422	100	313	.319	110	148	.743	47	170	217	130	169	0	42	97	6	866	7.2

Jackson, Marc**6-10 • Center • Temple**

Acquired along with Linton Johnson from the New Jersey Nets in exchange for Bostjan Nachbar on Feb. 23, 2006...Became a free agent following the 2006-07 season.

YEAR	G	GS	MIN	FG	FGA	PCT	3P	3PA	PCT	FT	FTA	PCT	OFF	DEF	TOT	AST	PF	DQ	STL	TO	BLK	PTS	AVG
05-06	27	10	594	104	221	.469	1	2	.500	28	34	.824	56	72	128	22	56	1	8	37	2	245	9.1
06-07	56	25	1025	15	388	.410	0	1	.000	90	103	.874	62	130	192	58	89	0	21	65	7	408	7.3
TOTALS	83	35	1619	267	609	.438	1	3	.333	118	137	.86	118	202	320	80	145	1	29	102	9	653	7.9

Jacobson, Casey**6-6 • Guard/Forward • Stanford**

Acquired from Phoenix along with Maciej Lampe and Jackson Vroman in exchange for Jim Jackson and a 2005 second round draft pick on Jan. 21, 2005...Became a free agent after the 2004-05 season.

YEAR	G	GS	MIN	FG	FGA	PCT	3P	3PA	PCT	FT	FTA	PCT	OFF	DEF	TOT	AST	PF	DQ	STL	TO	BLK	PTS	AVG
04-05	44	1	1030	100	251	.398	32	88	.364	103	130	.792	18	82	100	76	48	0	22	44	7	335	7.6

James, Mike**6-2 • Guard • Duquesne**

Acquired along with Bonzi Wells and cash considerations (from Houston) in a three-team trade that sent Bobby Jackson, Adam Haluska, a 2008 second round draft pick (from New Orleans) and the rights to Sergei Lishouk (from Memphis) to Houston, and forward Marcus Vinicius (from New Orleans), the rights to Malick Badiane and cash considerations (from Houston) to Memphis on Feb. 21, 2008... Traded in exchange for Antonio Daniels from Washington on December 9, 2008.

YEAR	G	GS	MIN	FG	FGA	PCT	3P	3PA	PCT	FT	FTA	PCT	OFF	DEF	TOT	AST	PF	DQ	STL	TO	BLK	PTS	AVG
07-08	21	0	183	22	64	.344	7	23	.304	6	6	1.000	3	14	17	6	12	0	4	7	0	57	2.7
08-09	8	0	74	8	25	.320	3	4	.750	1	2	.500	1	6	7	8	7	0	2	3	0	20	2.5
TOTALS	29	0	257	30	89	.357	10	27	.370	7	8	.875	4	20	24	14	19	0	6	10	0	77	2.7

James, Mike**6-1 • Guard • Lamar**

Signed to a two-way contract on January 14, 2018...Waived on February 10, 2018.

YEAR	G	GS	MIN	FG	FGA	PCT	3P	3PA	PCT	FT	FTA	PCT	OFF	DEF	TOT	AST	PF	DQ	STL	TO	BLK	PTS	AVG
17-18	4	0	18	2	9	.222	0	1	.000	--	--	---	1	0	1	6	3	0	1	1	0	4	1.0

Johnson, Alize**6-7 • Forward • Missouri State**

Signed to a 10-day contract on March 2, 2022...Signed to a 10-day contract via the COVID hardship exemption on March 12, 2022.

YEAR	G	GS	MIN	FG	FGA	PCT	3P	3PA	PCT	FT	FTA	PCT	OFF	DEF	TOT	AST	PF	DQ	STL	TO	BLK	PTS	AVG
21-22	4	0	28	3	10	.300	0	0	---	3	4	.750	7	6	13	1	3	0	2	1	0	9	2.3

Johnson, Carlde'll 'Squeaky'**5-11 • Guard • UAB**

Signed as a free agent on December 9, 2011...Waived on February 7, 2012.

YEAR	G	GS	MIN	FG	FGA	PCT	3P	3PA	PCT	FT	FTA	PCT	OFF	DEF	TOT	AST	PF	DQ	STL	TO	BLK	PTS	AVG
11-12	15	0	119	11	35	.314	4	15	.267	1	3	.333	1	8	9	22	11	0	8	7	0	27	1.8

Johnson, Chris**6-11 • Center • Louisiana State**

Claimed off waivers on March 19, 2012...Waived on April 18, 2012.

YEAR	G	GS	MIN	FG	FGA	PCT	3P	3PA	PCT	FT	FTA	PCT	OFF	DEF	TOT	AST	PF	DQ	STL	TO	BLK	PTS	AVG
11-12	7	0	82	9	18	.5000	0	.000	5	7	.714	.715	22	1	13	05	8	123	3.3				

Johnson, James**6-7 • Forward • Wake Forest**

Acquired from Dallas with Wes Iwundu and a 2021 second-round draft pick from Dallas in exchange for JJ Redick and Nicolò Meli.

YEAR	G	GS	MIN	FG	FGA	PCT	3P	3PA	PCT	FT	FTA	PCT	OFF	DEF	TOT	AST	PF	DQ	STL	TO	BLK	PTS	AVG
20-21	22	11	539	79	182	.434	16	60	.267	28	47	.596	18	73	91	48	61	0	18	28	19	202	9.2

Johnson III, Linton**6-8 • Forward • Tulane**

Acquired along with Marc Jackson from the New Jersey Nets in exchange for Bostjan Nachbar on Feb. 23, 2006...Became a free agent following the 2006-07 season.

YEAR	G	GS	MIN	FG	FGA	PCT	3P	3PA	PCT	FT	FTA	PCT	OFF	DEF	TOT	AST	PF	DQ	STL	TO	BLK	PTS	AVG
05-06	27	7	489	56	139	.403	13	36	.361	17	23	.739	40	75	115	12	54	2	10	24	12	142	5.3
06-07	54	0	720	93	190	.489	10	30	.333	30	37	.811	52	111	163	18	101	0	33	27	18	226	4.2
TOTALS	81	7	1209	149	329	.453	23	66	.348	47	60	.783	92	186	278	30	155	2	43	51	30	368	4.5

Johnson, Orlando**6-5 • Guard • University of California-Santa Barbara**

Signed to a 10-day contract on March 9, 2016.

YEAR	G	GS	MIN	FG	FGA	PCT	3P	3PA	PCT	FT	FTA	PCT	OFF	DEF	TOT	AST	PF	DQ	STL	TO	BLK	PTS	AVG
15-16	5	1	54	4	17	.235	1	5	.200	1	2	.500	1	5	6	2	4	0	1	3	0	10	2.0

Johnson, Stanley**6-7 • Forward • Arizona**

Acquired from Milwaukee along with Jason Smith and four second round draft picks in exchange for Nikola Mirotic on February 7, 2019...Became an unrestricted free agent at the conclusion of the 2018-19 season.

YEAR	G	GS	MIN	FG	FGA	PCT	3P	3PA	PCT	FT	FTA	PCT	OFF	DEF	TOT	AST	PF	DQ	STL	TO	BLK	PTS	AVG
18-19	18	0	247	38	91	.418	11	34	.324	9	13	.692	9	33	42	28	22	0	12	26	1	96	5.3

Johnson, Trey**6-5 • Guard • Jackson State**

Signed as a free agent on December 9, 2011...Waived on January 27, 2012.

YEAR	G	GS	MIN	FG	FGA	PCT	3P	3PA	PCT	FT	FTA	PCT	OFF	DEF	TOT	AST	PF	DQ	STL	TO	BLK	PTS	AVG
11-12	11	0	61	8	14	.571	0	0	.000	5	5	1.000	3	9	12	4	10	0	1	5	0	21	1.9

Johnson, Wesley**6-7 • Forward • Syracuse**

Acquired from the Los Angeles Clippers in exchange for Alexis Ajinca on October 15, 2018...Traded to Washington in exchange for Markieff Morris, cash considerations, and a second round draft pick on February 7, 2019.

YEAR	G	GS	MIN	FG	FGA	PCT	3P	3PA	PCT	FT	FTA	PCT	OFF	DEF	TOT	AST	PF	DQ	STL	TO	BLK	PTS	AVG
18-19	26	13	377	35	88	.398	19	50	.380	6	9	.667	10	44	54	16	45	1	12	12	7	95	3.7

Jones, Herbert**6-7 • Guard/Forward • Alabama**

Selected in the second round of the 2021 NBA Draft (35th pick) on July 30, 2021

YEAR	G	GS	MIN	FG	FGA	PCT	3P	3PA	PCT	FT	FTA	PCT	OFF	DEF	TOT	AST	PF	DQ	STL	TO	BLK	PTS	AVG
21-22	78	69	2335	274	576	.476	57	169	.337	137	163	.840	98	198	296	167	238	5	130	100	60	742	9.5

Jones, Jalen**6-7 • Forward • Texas A&M**

Signed to a two-way contract on August 2, 2017...Waived on January 8, 2018.

YEAR	G	GS	MIN	FG	FGA	PCT	3P	3PA	PCT	FT	FTA	PCT	OFF	DEF	TOT	AST	PF	DQ	STL	TO	BLK	PTS	AVG
17-18	4	0	19	1	4	.250	1	1	1.000	2	2	1.000	0	3	3	0	2	0	0	0	0	5	1.3

Jones, Solomon**6-10 • Forward • South Florida**

Signed a 10-day contract on February 15, 2012...Signed a second 10-day contract on February 25, 2012.

YEAR	G	GS	MIN	FG	FGA	PCT	3P	3PA	PCT	FT	FTA	PCT	OFF	DEF	TOT	AST	PF	DQ	STL	TO	BLK	PTS	AVG
11-12	11	1	196	23	53	.434	0	0	.000	15	18	.833	21	20	41	7	31	1	5	13	6	61	5.5

Jones, Terrence**6-9 • Forward • Kentucky**

Signed as a free agent on July 22, 2016...Waived on February 23, 2017.

YEAR	G	GS	MIN	FG	FGA	PCT	3P	3PA	PCT	FT	FTA	PCT	OFF	DEF	TOT	AST	PF	DQ	STL	TO	BLK	PTS	AVG
16-17	51	12	1264	231	488	.473	19	75	.253	103	170	.606	65	238	303	58	67	1	39	48	55	584	11.5

Kaman, Chris**7-0 • Center • Central Michigan**

Acquired from the LA Clippers along with Al-Farouq Aminu, Eric Gordon and a 2012 first round draft pick for Chris Paul and two 2015 second round draft picks on December 14th, 2011...Became a free agent following the 2011-12 season.

YEAR	G	GS	MIN	FG	FGA	PCT	3P	3PA	PCT	FT	FTA	PCT	OFF	DEF	TOT	AST	PF	DQ	STL	TO	BLK	PTS	AVG
11-12	47	33	1372	266	597	.446	0	0	.000	84	107	.785	89	275	364	101	106	0	25	129	77	616	13.1

Lampe, Maciej**6-11 • Center • Poland**

Acquired from Phoenix along with Casey Jacobsen and Jackson Vroman in exchange for Jim Jackson and a 2005 second round draft pick on Jan. 21, 2005...Traded to the Houston Rockets in exchange for Moochie Norris and cash considerations on Feb. 13, 2006.

YEAR	G	GS	MIN	FG	FGA	PCT	3P	3PA	PCT	FT	FTA	PCT	OFF	DEF	TOT	AST	PF	DQ	STL	TO	BLK	PTS	AVG
04-05	21	0	261	32	83	.386	0	1	.000	7	10	.700	15	42	57	10	31	0	4	7	5	71	3.4
05-06	2	0	16	0	4	.000	0	0	--	0	0	--	1	3	4	2	2	0	0	1	0	0	0.0
TOTALS	23	0	277	32	87	.368	0	1	.000	7	10	.700	16	45	61	12	33	0	4	8	5	71	3.1

Landry, Carl**6-9 • Forward • Purdue**

Acquired from Sacramento for Marcus Thornton and cash on February 23, 2011...Re-signed by the Hornets on December 17, 2011...Became a free agent following the 2011-12 season.

YEAR	G	GS	MIN	FG	FGA	PCT	3P	3PA	PCT	FT	FTA	PCT	OFF	DEF	TOT	AST	PF	DQ	STL	TO	BLK	PTS	AVG
10-11	23	10	602	107	203	.527	0	1	.000	58	73	.795	38	56	94	13	71	1	10	27	12	272	11.8
11-12	41	8	999	182	362	.503	0	3	.000	147	184	.799	78	136	214	38	89	0	13	64	12	511	12.5
TOTALS	64	18	1601	289	565	.512	0	4	.000	205	257	.798	116	192	308	51	160	1	23	91	24	783	12.2

Lemon, Jr., Walt**6-3 • Guard • Bradley**

Signed a 10-day contract on February 21, 2018...Signed a second 10-day contract on March 4, 2018.

YEAR	G	GS	MIN	FG	FGA	PCT	3P	3PA	PCT	FT	FTA	PCT	OFF	DEF	TOT	AST	PF	DQ	STL	TO	BLK	PTS	AVG
17-18	5	0	35	7	16	.438	1	1	1.000	2	3	.667	0	2	2	5	5	0	0	4	1	17	3.4

Lewis Jr., Kira**6-6 • Guard • Alabama**

Selected in the first round of the 2020 NBA Draft (13th pick) on November 18, 2020.

YEAR	G	GS	MIN	FG	FGA	PCT	3P	3PA	PCT	FT	FTA	PCT	OFF	DEF	TOT	AST	PF	DQ	STL	TO	BLK	PTS	AVG
20-21	54	0	904	130	337	.386	40	120	.333	43	51	.843	12	59	71	124	88	1	38	34	10	343	6.4
21-22	24	0	341	59	146	.404	13	58	.224	10	12	.833	9	30	39	49	17	0	11	26	1	141	5.9
TOTALS	78	0	1245	189	483	.391	53	178	.298	53	63	.841	21	89	110	173	105	1	49	60	11	484	6.2

Liggins, DeAndre**6-6 • Guard • Kentucky**

Signed a 10-day contract on January 10, 2018...Signed a second 10-day contract on January 20, 2018...Signed to a multi-year contract on February 5, 2018...Waived by New Orleans August 31, 2018.

YEAR	G	GS	MIN	FG	FGA	PCT	3P	3PA	PCT	FT	FTA	PCT	OFF	DEF	TOT	AST	PF	DQ	STL	TO	BLK	PTS	AVG
17-18	27	3	244	18	41	.439	8	17	.471	--	--	---	2	24	26	21	20	0	10	7	4	44	1.6

Livingston, Randy**6-4 • Guard • Louisiana State**

Signed a 10-day contract on Jan. 27, 2003...Released on Feb. 5, 2003.

YEAR	G	GS	MIN	FG	FGA	PCT	3P	3PA	PCT	FT	FTA	PCT	OFF	DEF	TOT	AST	PF	DQ	STL	TO	BLK	PTS	AVG
02-03	2	0	12	2	4	.500	0	3	0	---	2	2	1.000	0	0	0	1	0	0	0	0	6	3.0

Lopez, Robin**7-0 • Center • Stanford**

Acquired from Phoenix along with forward Hakim Warrick and cash considerations in exchange for guard Jerome Dyson and center Brad Miller, with two second round picks going to Minnesota as part of the three-team deal that sent forward Wesley Johnson and a first round pick from Minnesota to Phoenix on July 27, 2012...Traded to Portland with Terrel Harris as part of a three team trade that returned Jeff Withey (from Portland) and Tyreke Evans (from Sacramento), and sent Greivis Vasquez (from New Orleans) a 2016 second round pick, a future second round pick and cash considerations (all from Portland) to Sacramento.

YEAR	G	GS	MIN	FG	FGA	PCT	3P	3PA	PCT	FT	FTA	PCT	OFF	DEF	TOT	AST	PF	DQ	STL	TO	BLK	PTS	AVG	
12-13	82	82	2136	384	719	.534	0	0	0	---	161	207	.778	226	236	462	64	16	1	32	110	128	929	11.3

Louzada, Didi**6-5 • Guard • Brazil**

Draft rights acquired, along with draft rights to Nickell Alexander-Walker and Jaxson Hayes, in exchange for the draft rights to De'Andre Hunter, Solomon Hill, and a future second-round draft pick on July 6, 2019...Re-signed to a multi-year contract August 16, 2021...Traded to Portland along with Nickell Alexander-Walker, Josh Hart, Tomáš Satoransky, a protected 2022 first round draft pick, and two future second round draft picks in exchange for CJ McCollum, Larry Nance Jr. and Tony Snell on February 8, 2022.

YEAR	G	GS	MIN	FG	FGA	PCT	3P	3PA	PCT	FT	FTA	PCT	OFF	DEF	TOT	AST	PF	DQ	STL	TO	BLK	PTS	AVG
20-21	3	0	56	3	13	.231	2	8	.250	0	0	---	1	2	3	3	5	0	2	3	0	8	2.7
21-22	2	0	7	0	3	.000	0	3	.000	0	0	---	2	0	2	1	0	0	0	0	0	0	0.0
TOTALS	5	0	63	3	16	.188	2	11	.182	0	0	---	3	2	5	4	5	0	2	3	0	8	1.6

Lynch, George**6-8 • Forward • North Carolina**

Acquired along with Robert Traylor and Jerome Moiso from Philadelphia and Chris Porter from Golden State in a three-team deal that sent Derrick Coleman (from Charlotte), Corie Blount and Vontee Cummings (from Golden State) to Philadelphia and Cedric Henderson (from Philadelphia) and a conditional first round draft pick from Philadelphia to Golden State on Oct. 25, 2001...Waived on Oct. 28, 2005.

YEAR	G	GS	MIN	FG	FGA	PCT	3P	3PA	PCT	FT	FTA	PCT	OFF	DEF	TOT	AST	PF	DQ	STL	TO	BLK	PTS	AVG
02-03	81	32	1497	147	359	.409	28	79	.354	41	74	.554	139	214	353	104	136	1	66	52	19	363	4.5
03-04	78	51	1701	149	375	.397	43	139	.309	34	51	.667	96	216	312	117	159	1	48	64	18	375	4.8
04-05	44	27	933	68	189	.360	11	37	.297	17	23	.739	55	119	174	88	83	0	32	57	12	164	3.7
TOTALS	203	110	4131	364	923	.394	82	255	.322	92	148	.622	290	549	839	309	378	2	146	173	49	902	4.4

Macijauskas, Arvydas**6-4 • Guard • Lithuania**

Signed as a free agent on Aug. 2, 2005...Waived on July 12, 2006.

YEAR	G	GS	MIN	FG	FGA	PCT	3P	3PA	PCT	FT	FTA	PCT	OFF	DEF	TOT	AST	PF	DQ	STL	TO	BLK	PTS	AVG
05-06	19	0	135	14	41	.341	3	12	.250	13	15	.867	3	7	10	5	10	0	7	8	0	44	2.3

Magloire, Jamaal**6-10 • Center • Kentucky**

Selected by the Hornets in the first round (19th overall) of the 2000 NBA Draft on June 28, 2000...Traded to the Milwaukee Bucks in exchange for forward Desmond Mason, an unconditional first round pick and cash considerations on Oct. 26, 2005.

YEAR	G	GS	MIN	FG	FGA	PCT	3P	3PA	PCT	FT	FTA	PCT	OFF	DEF	TOT	AST	PF	DQ	STL	TO	BLK	PTS	AVG
02-03	82	82	2443	305	635	.480	0	3	.000	231	322	.717	260	464	724	88	276	4	49	158	111	841	10.3
03-04	82	82	2777	385	809	.475	0	1	.000	355	470	.751	268	579	847	86	278	6	43	201	101	1119	13.6
04-05	25	22	703	98	227	.432	0	0	---	74	123	.602	79	126	205	29	74	0	8	59	23	270	11.7
TOTALS	187	186	5923	786	1671	.470	0	4	.000	658	915	.719	607	1169	1776	203	628	10	100	418	235	2230	11.9

Magnay, Will**6-10 • Forward • Tulsa**

Signed to a Two-Way contract on December 2, 2020...Waived on April 12, 2021.

YEAR	G	GS	MIN	FG	FGA	PCT	3P	3PA	PCT	FT	FTA	PCT	OFF	DEF	TOT	AST	PF	DQ	STL	TO	BLK	PTS	AVG
20-21	1	0	3	0	1	.000	0	1	.000	0	0	---	0	0	0	0	1	0	0	1	0	0	0.0

Marks, Sean**6-10 • Forward/Center • California**

Signed as a free agent on August 26, 2008...Signed as a free agent on August 27, 2009...Became a free agent following the 2009-10 season.

YEAR	G	GS	MIN	FG	FGA	PCT	3P	3PA	PCT	FT	FTA	PCT	OFF	DEF	TOT	AST	PF	DQ	STL	TO	BLK	PTS	AVG
08-09	60	5	838	80	165	.485	2	10	.200	30	44	.682	62	125	187	14	121	0	7	35	33	192	3.2
09-10	14	0	75	4	8	.500	0	0	---	2	5	.400	14	9	23	2	17	0	0	2	3	10	0.7
TOTALS	74	5	913	84	173	.486	2	10	.200	32	49	.653	76	134	210	16	138	0	7	37	36	202	2.7

Marshall, Naji**6-7 • Forward • Xavier (OH)**

Signed to a Two-Way contract on December 8, 2020...Signed to a multi-year contract on May 7, 2021.

YEAR	G	GS	MIN	FG	FGA	PCT	3P	3PA	PCT	FT	FTA	PCT	OFF	DEF	TOT	AST	PF	DQ	STL	TO	BLK	PTS	AVG
20-21	32	10	700	82	209	.392	29	83	.349	53	75	.707	15	133	148	88	58	1	26	38	10	246	7.7
21-22	55	4	735	109	269	.405	21	105	.200	74	93	.796	38	104	142	62	69	1	33	46	8	313	5.7
TOTALS	87	14	1435	191	478	.400	50	188	.266	127	168	.756	53	237	290	150	127	2	59	84	18	559	6.4

Mashburn, Jamal**6-8 • Forward • Kentucky**

Acquired from Miami Heat along with P.J. Brown, Rodney Buford, Tim James and Otis Thorpe in exchange for Ricky Davis, Dave Ellis, Eddie Jones and Anthony Mason on August 1, 2000. Traded to the Philadelphia 76ers along with Rodney Rogers in exchange for Glenn Robinson on February 24, 2005.

YEAR	G	GS	MIN	FG	FGA	PCT	3P	3PA	PCT	FT	FTA	PCT	OFF	DEF	TOT	AST	PF	DQ	STL	TO	BLK	PTS	AVG
02-03	82	81	3321	670	1586	.422	119	306	.389	313	369	.848	66	452	498	462	196	---	83	230	17	1772	21.6
03-04	19	18	730	156	398	.392	19	67	.284	65	80	.813	19	98	117	47	42	---	14	37	5	396	20.8
TOTALS	101	99	4051	826	1984	.416	138	373	.370	378	449	.842	85	550	615	509	238	---	97	267	22	2168	21.5

Mason, Desmond**6-5 • Forward/Guard • Oklahoma State**

Acquired along with an unconditional first round pick in the 2006 NBA Draft and cash considerations from the Milwaukee Bucks in exchange for Jamaal Magloire on Oct. 26, 2005...Became a free agent following the 2006-07 season.

YEAR	G	GS	MIN	FG	FGA	PCT	3P	3PA	PCT	FT	FTA	PCT	OFF	DEF	TOT	AST	PF	DQ	STL	TO	BLK	PTS	AVG
05-06	70	55	2102	275	690	.399	1	6	.167	206	302	.682	6.4	234	298	66	136	1	42	113	17	757	10.8
06-07	75	75	2575	407	900	.452	0	0	---	214	323	.665	124	221	345	115	174	1	52	192	22	1028	13.7
TOTALS	145	130	4677	682	1590	.429	1	6	.167	420	625	.672	188	455	643	181	310	2	94	305	39	1785	12.3

Mason, Jr., Roger**6-5 • Guard • Virginia**

Signed as a free agent on August 4, 2012...Rights were renounced following the 2012-13 season.

YEAR	G	GS	MIN	FG	FGA	PCT	3P	3PA	PCT	FT	FTA	PCT	OFF	DEF	TOT	AST	PF	DQ	STL	TO	BLK	PTS	AVG
12-13	69	13	1219	132	305	.433	66	159	.415	39	43	.907	11	121	132	74	104	0	26	51	11	369	5.3

Mbenga, D.J.**7-0 • Center • Democratic Republic of Congo**

Signed as a free agent on October 13, 2010...Became a free agent following the 2010-11 season.

YEAR	G	GS	MIN	FG	FGA	PCT	3P	3PA	PCT	FT	FTA	PCT	OFF	DEF	TOT	AST	PF	DQ	STL	TO	BLK	PTS	AVG
10-11	41	0	330	23	49	.469	0	0	---	13	18	.722	35	51	86	6	52	0	6	21	27	59	1.4

McCollum, CJ**6-3 • Guard • Lehigh**

Acquired in a trade from Portland along with Larry Nance Jr., and Tony Snell in exchange for Nickell Alexander-Walker, Josh Hart, Did Louzada, Tomáš Satoransky, a protected 2022 first round draft pick, and two future second round draft picks.

YEAR	G	GS	MIN	FG	FGA	PCT	3P	3PA	PCT	FT	FTA	PCT	OFF	DEF	TOT	AST	PF	DQ	STL	TO	BLK	PTS	AVG
21-22	26	26	878	246	499	.493	71	180	.394	68	102	.667	19	97	116	152	44	0	34	57	1	631	24.3

McGuire, Dominic**6-9 • Forward • Fresno State**

Signed as a free agent on December 16, 2012...Waived by New Orleans on January 4, 2013.

YEAR	G	GS	MIN	FG	FGA	PCT	3P	3PA	PCT	FT	FTA	PCT	OFF	DEF	TOT	AST	PF	DQ	STL	TO	BLK	PTS	AVG
12-13	9	0	145	9	21	.429	0	0	---	1	2	.500	7	21	28	9	13	0	8	5	3	19	2.1

Mekel, Gal**6-3 • Guard • Wichita State**

Signed on December 5, 2014...Waived on December 19, 2014.

YEAR	G	GS	MIN	FG	FGA	PCT	3P	3PA	PCT	FT	FTA	PCT	OFF	DEF	TOT	AST	PF	DQ	STL	TO	BLK	PTS	AVG
14-15	4	0	43	3	20	.150	0	3	.000	---	---	---	0	1	1	13	1	0	2	2	0	6	1.5

Melli, Nicolò**6-9 • Forward/Center • Italy**

Signed as a free agent on July 25, 2019...Traded to Dallas with JJ Redick in exchange for James Johnson, Wes Iwundu, and a 2021 second-round draft pick.

YEAR	G	GS	MIN	FG	FGA	PCT	3P	3PA	PCT	FT	FTA	PCT	OFF	DEF	TOT	AST	PF	DQ	STL	TO	BLK	PTS	AVG
19-20	60	8	1042	136	323	.421	69	206	.335	54	73	.740	38	142	180	82	124	0	34	46	23	395	6.6
20-21	22	0	241	15	59	.254	7	37	.189	6	7	.857	12	45	57	25	28	0	9	7	1	43	2.0
TOTALS	82	8	1283	151	382	.395	76	243	.313	60	80	.750	50	187	237	107	152	0	43	53	24	438	5.3

Mensah-Bonsu, Pops**6-9 • Center • George Washington**

Signed as a free agent on September 24, 2010...Waived by New Orleans on January 4, 2011.

YEAR	G	GS	MIN	FG	FGA	PCT	3P	3PA	PCT	FT	FTA	PCT	OFF	DEF	TOT	AST	PF	DQ	STL	TO	BLK	PTS	AVG
10-11	7	0	35	1	3	.333	0	0	---	0	0	---	3	8	11	2	11	0	0	2	0	2	0.3

Miller, Darius**6-8 • Forward • Kentucky**

Selected in the second round of the 2012 NBA Draft (46th overall pick) on June 28, 2012...Signed multi-year contract July 25, 2014...Waived November 30, 2014...Signed as a free agent July 27, 2017...

Re-signed on July 21, 2019...Traded to Oklahoma City along with Zylan Creatham, Josh Gray, and Kenrich Williams as part of a four team trade that also sent Jroe Holiday to Milwaukee in exchange for Steven Adams (from Oklahoma City), Eric Bledsoe, and two future first round draft picks and the rights to swap two additional first round picks (from Milwaukee).

YEAR	G	GS	MIN	FG	FGA	PCT	3P	3PA	PCT	FT	FTA	PCT	OFF	DEF	TOT	AST	PF	DQ	STL	TO	BLK	PTS	AVG
12-13	52	2	694	44	108	.407	22	56	.393	8	8	1.000	8	70	78	44	89	0	17	23	12	118	2.3
13-14	45	7	723	73	166	.440	25	77	.325	29	36	.806	9	43	52	43	88	0	24	22	9	200	4.4
14-15	5	1	43	1	7	.143	0	1	.000	---	---	---	0	1	2	8	0	1	1	0	2	0.4	
17-18	82	3	1944	216	487	.444	147	358	.411	58	67	.866	18	146	164	111	160	1	28	58	17	637	7.8
18-19	69	15	1757	189	484	.390	133	364	.365	56	71	.789	14	114	124	146	165	1	40	59	23	567	8.2
TOTALS	253	28	5161	523	1252	.418	327	856	.382	151	182	.830	49	374	423	346	510	2	110	163	61	1524	6.0

Mirotic, Nikola**6-10 • Forward • Montenegro**

Acquired along with a 2018 second-round draft pick from Chicago in exchange for Tony Allen, Omer Asik, Jameer Nelson, a 2018 first-round draft pick, and the right to trade 2021 second-round draft picks. Traded to Milwaukee in exchange for Stanley Johnson, Jason Smith, and four second round draft picks on February 7, 2019.

YEAR	G	GS	MIN	FG	FGA	PCT	3P	3PA	PCT	FT	FTA	PCT	OFF	DEF	TOT	AST	PF	DQ	STL	TO	BLK	PTS	AVG
17-18	30	11	872	163	382	.427	66	197	.335	47	58	.810	41	205	246	41	63	0	29	31	26	439	14.6
18-19	32	22	925	182	407	.447	85	231	.368	85	101	.842	46	218	264	35	86	0	21	37	25	534	16.7
TOTALS	62	33	1797	345	789	.437	151	428	.353	132	159	.830	87	423	510	76	149	0	50	68	51	973	15.7

Moiso, Jerome**6-10 • Forward • UCLA**

Acquired along with Robert Traylor and George Lynch from Philadelphia and Chris Porter from Golden State in a three-team trade which sent Derrick Coleman (from Charlotte), Corie Blount and Vontee Cummings (from Golden State) to Philadelphia and Cedric Henderson (from Philadelphia) and a conditional first round draft pick from Philadelphia to Golden State on Oct. 25, 2001.

Became a free agent after 2002-03 season.

YEAR	G	GS	MIN	FG	FGA	PCT	3P	3PA	PCT	FT	FTA	PCT	OFF	DEF	TOT	AST	PF	DQ	STL	TO	BLK	PTS	AVG
02-03	51	1	644	89	171	.520	0	0	---	27	41	.659	59	178	22	87	1	19	46	44	205	4.0	

Moore, E'Twaun**6-4 • Guard • Purdue**

Signed as a free agent on July 21, 2016...Became a free agent following the 2019-20 season.

YEAR	G	GS	MIN	FG	FGA	PCT	3P	3PA	PCT	FT	FTA	PCT	OFF	DEF	TOT	AST	PF	DQ	STL	TO	BLK	PTS	AVG
16-17	73	22	1820	283	619	.457	77	208	.370	57	74	.770	33	119	152	164	131	0	50	62	32	700	9.6
17-18	82	80	2586	423	832	.508	128	301	.425	48	68	.706	57	181	238	187	182	0	79	102	12	1022	12.5
18-19	53	36	1463	256	532	.481	76	176	.432	45	59	.763	35	92	127	102	112	0	40	59	8	633	11.9
19-20	56	6	1020	186	437	.426	63	167	.377	31	45	.689	31	100	131	78	80	0	32	40	11	466	8.3
TOTALS	264	144	6889	1148	2420	.475	344	852	.404	181	246	.736	156	492	648	531	505	0	201	263	63	2821	10.7

Morrow, Anthony**6-5 • Guard • Georgia Tech**

Signed as a free agent on July 18, 2013...Became a free agent following the 2013-14 season.

YEAR	G	GS	MIN	FG	FGA	PCT	3P	3PA	PCT	FT	FTA	PCT	OFF	DEF	TOT	AST	PF	DQ	STL	TO	BLK	PTS	AVG
13-14	76	9	1426	238	520	.458	88	195	.451	72	87	.828	29	111	140	59	102	0	38	51	12	636	8.4

Motiejunas, Donatas**7-0 • Forward • Lithuania**

Signed as a free agent on January 3, 2017...Became an unrestricted free agent at the conclusion of the 2016-17 season.

YEAR	G	GS	MIN	FG	FGA	PCT	3P	3PA	PCT	FT	FTA	PCT	OFF	DEF	TOT	AST	PF	DQ	STL	TO	BLK	PTS	AVG
16-17	34	0	479	57	138	.413	11	47	.234	25	49	.510	26	75	101	34	55	0	18	31	11	150	4.4

Murphy III, Trey**6-8 • Forward • Virginia**

Draft rights acquired along with Jonas Valanciunas (via Memphis) and 2021 second round pick Brandon Boston (51st overall) from the Grizzlies for center Steven Adams, guard Eric Bledsoe, the draft rights to 2021 first round pick Ziaire Williams (10th overall) and 2021 second round pick Jared Butler (40th overall), and a protected 2022 first round pick (to Memphis).

YEAR	G	GS	MIN	FG	FGA	PCT	3P	3PA	PCT	FT	FTA	PCT	OFF	DEF	TOT	AST	PF	DQ	STL	TO	BLK	PTS	AVG
21-22	62	1	864	109	277	.394	71	186	.382	45	51	.882	47	100	147	38	60	0	23	16	7	334	5.4

Nachbar, Bostjan**6-9 • Forward • Slovenia**

Acquired along with Jim Jackson from Houston in exchange for David Wesley on Dec. 27, 2004...Traded to the New Jersey Nets in exchange for Marc Jackson and Linton Johnson III on Feb. 23, 2006.

YEAR	G	GS	MIN	FG	FGA	PCT	3P	3PA	PCT	FT	FTA	PCT	OFF	DEF	TOT	AST	PF	DQ	STL	TO	BLK	PTS	AVG
04-05	55	4	1137	146	368	.397	65	175	.371	88	105	.838	20	132	152	65	153	1	28	68	16	445	8.1
05-06	25	13	405	42	124	.339	17	57	.298	25	36	.694	4	45	49	22	52	0	13	20	5	126	5.0
TOTALS	80	17	1542	188	492	.382	82	232	.353	113	141	.801	24	177	201	87	205	1	41	88	21	571	7.1

Nailon, Lee**6-8 • Forward • Texas Christian**

Signed as a free agent on Sept. 30, 2004...Became a free agent after the 2004-05 season.

YEAR	G	GS	MIN	FG	FGA	PCT	3P	3PA	PCT	FT	FTA	PCT	OFF	DEF	TOT	AST	PF	DQ	STL	TO	BLK	PTS	AVG
04-05	68	51	2017	415	869	.478	0	2	.000	133	165	.806	128	170	298	109	190	1	36	110	16	963	14.2

Nance Jr., Larry**6-7 • Forward • Wyoming**

Acquired in a trade from Portland along with CJ McCollum and Tony Snell in exchange for Nickell Alexander-Walker, Josh Hart, Didi Louzada, Tomáš Satoranský, a protected 2022 first round draft pick, and two future second round draft picks.

YEAR	G	GS	MIN	FG	FGA	PCT	3P	3PA	PCT	FT	FTA	PCT	OFF	DEF	TOT	AST	PF	DQ	STL	TO	BLK	PTS	AVG
21-22	9	0	182	27	49	.551	4	8	.500	8	8	1.000	14	25	39	8	17	0	5	10	7	66	7.3

Nelson, Jameer**6-0 • Guard • Saint Joseph's (PA)**

Signed as a free agent October 22, 2017...Traded to Chicago along with Tony Allen, Omer Asik, a 2018 first-round draft pick, and the right to trade 2021 second-round draft picks in exchange for Nikola Mirotic and a 2018 second-round draft pick.

YEAR	G	GS	MIN	FG	FGA	PCT	3P	3PA	PCT	FT	FTA	PCT	OFF	DEF	TOT	AST	PF	DQ	STL	TO	BLK	PTS	AVG
17-18	43	0	897	84	205	.410	40	110	.364	13	17	.765	11	85	96	156	67	0	23	56	3	221	5.1

Norris, Mochie**6-1 • Guard • West Florida**

Acquired along with cash considerations from Houston in exchange for Maciej Lampe on Feb. 13, 2006...Waived on July 5, 2006.

YEAR	G	GS	MIN	FG	FGA	PCT	3P	3PA	PCT	FT	FTA	PCT	OFF	DEF	TOT	AST	PF	DQ	STL	TO	BLK	PTS	AVG
05-06	16	0	183	20	47	.426	4	9	.444	16	25	.640	3	17	20	21	18	0	6	17	0	60	3.8

Nunnally, James**6-7 • Forward • University of California-Santa Barbara**

Signed to a Two-Way contract on April 12, 2020

YEAR	G	GS	MIN	FG	FGA	PCT	3P	3PA	PCT	FT	FTA	PCT	OFF	DEF	TOT	AST	PF	DQ	STL	TO	BLK	PTS	AVG
20-21	9	0	48	5	13	.385	4	12	.333	1	2	.500	2	7	9	3	1	0	0	2	0	15	1.7

Okafor, Emeka**6-10 • Forward/Center • Connecticut**

Acquired from the Charlotte Bobcats in exchange for Tyson Chandler on July 28, 2009...Traded to Washington along with forward Trevor Ariza for forward Rashard Lewis and the 46th pick in the 2012 NBA Draft on June 20, 2012...Signed a 10-day contract on February 3, 2018...Signed a second 10-day contract on February 14, 2018...Signed to a multi-year contract on February 26, 2018...Waived on September 19, 2018.

YEAR	G	GS	MIN	FG	FGA	PCT	3P	3PA	PCT	FT	FTA	PCT	OFF	DEF	TOT	AST	PF	DQ	STL	TO	BLK	PTS	AVG
09-10	82	82	2570	348	656	.530	--	--	---	154	274	.562	251	491	742	55	218	1	54	111	127	850	10.4
10-11	72	72	2287	300	524	.573	0	1	.000	145	258	.562	230	454	684	42	230	4	40	119	127	745	10.3
11-12	27	27	781	114	214	.533	--	--	---	38	74	.514	70	143	213	24	73	0	16	37	26	266	9.9
17-18	26	19	353	48	95	.505	--	--	---	18	22	.818	47	73	120	8	30	0	8	13	25	114	4.4
TOTALS	207	200	5791	810	1489	.544	0	1	.000	355	628	.565	598	1161	1759	129	551	5	118	280	305	1975	9.5

Okafor, Jahliil**6-11 • Center • Duke**

Signed as a free agent on August 8, 2018...Signed to contract extension on June 20, 2019...Became a free agent following the 2019-20 season.

YEAR	G	GS	MIN	FG	FGA	PCT	3P	3PA	PCT	FT	FTA	PCT	OFF	DEF	TOT	AST	PF	DQ	STL	TO	BLK	PTS	AVG
18-19	59	24	935	212	362	.586	1	5	.200	59	89	.663	82	196	278	40	96	0	15	52	40	484	8.2
19-20	30	9	467	101	162	.623	1	3	.333	40	62	.645	48	79	127	37	67	1	7	38	22	243	8.1
TOTALS	89	33	1402	313	524	.597	2	8	.250	99	151	.656	130	275	405	77	163	1	22	90	62	727	8.2

Onuaku, Arinze**6-9 • Forward • Syracuse**

Signed as a free agent on August 22, 2013...Waived by the Pelicans on November 12, 2013

YEAR	G	GS	MIN	FG	FGA	PCT	3P	3PA	PCT	FT	FTA	PCT	OFF	DEF	TOT	AST	PF	DQ	STL	TO	BLK	PTS	AVG	
13-14	3	0	25	1	4	.250	0	5	0	1	2			500	2	5	7	3	3	0	1	0	3	1.0

Pack, Robert**6-2 • Guard • USC**

Signed to a 10-day contract on Jan. 10, 2003...Signed to a second 10-day contract on Jan. 20, 2003...Signed for the remainder of the season on Jan. 30, 2003...Became a free agent after 2002-03 season.

YEAR	G	GS	MIN	FG	FGA	PCT	3P	3PA	PCT	FT	FTA	PCT	OFF	DEF	TOT	AST	PF	DQ	STL	TO	BLK	PTS	AVG	
02-03	28	4	440	52	129	.403	0	5		.000	41	55	.745	11	40	51	81	35	0	25	40	0	145	5.2

Pargo, Jannero**6-1 • Guard • Arkansas**

Signed as a free agent on August 9, 2006...Re-signed as a free agent on August 8, 2007...Became a free agent after the 2007-08 season.

YEAR	G	GS	MIN	FG	FGA	PCT	3P	3PA	PCT	FT	FTA	PCT	OFF	DEF	TOT	AST	PF	DQ	STL	TO	BLK	PTS	AVG
06-07	82	7	1710	283	692	.409	81	209	.388	104	122	.852	20	160	180	203	121	0	53	122	4	751	9.2
07-08	80	5	1497	254	652	.390	65	186	.349	71	81	.877	26	104	130	192	125	0	50	93	5	644	8.1
TOTALS	162	12	3207	537	1344	.400	146	395	.370	175	203	.862	46	264	310	395	244	0	103	215	9	1395	8.6

Paul, Chris**6-0 • Guard • Wake Forest**

Drafted with the fourth overall pick in the first round of the 2005 NBA Draft...Signed an extension on July 9, 2008...Traded to the Los Angeles Clippers with two 2015 second-round picks in exchange for Eric Gordon, Chris Kaman, Al-Farouq Aminu and Minnesota's 2012 unprotected first-round pick on December 14, 2011.

YEAR	G	GS	MIN	FG	FGA	PCT	3P	3PA	PCT	FT	FTA	PCT	OFF	DEF	TOT	AST	PF	DQ	STL	TO	BLK	PTS	AVG
05-06	78	78	2808	407	947	.430	50	177	.282	394	465	.847	61	339	400	611	218	0	175	183	6	1258	16.1
06-07	64	64	2353	381	871	.437	50	143	.350	292	357	.818	54	226	280	569	154	0	118	161	3	1104	17.3
07-08	80	80	3006	630	1291	.488	92	249	.369	332	390	.851	62	259	321	925	185	0	217	201	4	1684	21.1
08-09	78	78	3002	631	1255	.503	64	176	.364	455	524	.868	69	363	432	861	212	1	216	231	10	1781	22.8
09-10	45	45	1712	314	637	.493	52	127	.409	161	190	.847	20	171	191	480	118	2	96	112	8	841	18.7
10-11	80	80	2880	430	928	.463	71	183	.388	337	384	.878	38	289	327	782	196	0	188	177	5	1268	15.9
TOTALS	425	425	15761	2793	5929	.471	379	1055	.359	1971	2310	.853	304	1647	1951	4228	1083	3	1010	1065	36	7936	18.7

Pavlovic, Sasha**6-8 • Guard/Forward • Montenegro**

Signed to a 10-day contract on February 4, 2011.

YEAR	G	GS	MIN	FG	FGA	PCT	3P	3PA	PCT	FT	FTA	PCT	OFF	DEF	TOT	AST	PF	DQ	STL	TO	BLK	PTS	AVG
10-11	4	1	50	2	11	.182	0	5	.000	0	0			6	6	6	4	0	0	1	4	4	1.0

Payton, Elfrid**6-4 • Guard • Louisiana-Lafayette**

Signed as a free agent on July 8, 2018...Became unrestricted free agent at the conclusion of the 2018-19 season.

YEAR	G	GS	MIN	FG	FGA	PCT	3P	3PA	PCT	FT	FTA	PCT	OFF	DEF	TOT	AST	PF	DQ	STL	TO	BLK	PTS	AVG
18-19	42	42	1250	179	412	.434	33	105	.314	55	74	.743	49	171	220	320	81	0	44	112	17	446	10.6

Peterson, Morris**6-7 • Forward/Guard • Michigan State**

Signed as a free agent on July 23, 2007...Traded to Oklahoma City along with the draft rights to Cole Aldrich in exchange for the draft right to Craig Brackins and Quincy Pondexter on July 8, 2010.

YEAR	G	GS	MIN	FG	FGA	PCT	3P	3PA	PCT	FT	FTA	PCT	OFF	DEF	TOT	AST	PF	DQ	STL	TO	BLK	PTS	AVG
07-08	76	76	1796	215	516	.417	113	287	.394	65	85	.765	36	170	206	67	125	0	47	41	7	608	8.0
08-09	43	9	515	73	183	.399	33	85	.388	12	19	.632	13	71	84	16	51	0	15	15	2	191	4.4
09-10	46	39	973	116	301	.385	62	171	.363	33	54	.611	17	109	126	41	81	0	25	27	5	327	7.1
TOTALS	165	124	3284	404	1000	.404	208	543	.383	110	158	.696	66	350	416	124	257	0	87	83	14	1126	6.8

Perkins, Kendrick**6-10 • Center • Clifton J. Ozen HS (TX)**

Signed as a free agent on July 28, 2015...Became unrestricted free agent at the conclusion of the 2015-16 season.

YEAR	G	GS	MIN	FG	FGA	PCT	3P	3PA	PCT	FT	FTA	PCT	OFF	DEF	TOT	AST	PF	DQ	STL	TO	BLK	PTS	AVG
15-16	37	5	542	40	75	.533	--	--	--	11	25	.440	25	103	128	31	64	0	11	41	11	91	2.5

Pondexter, Quincy**6-7 • Guard/Forward • Washington**

Acquired from Oklahoma City with Craig Brackins in exchange for Cole Aldrich and Morris Peterson on June 24, 2010...Traded to Memphis in exchange for Greivis Vasquez on December 24, 2011...

Acquired on January 12, 2015 in a three-team trade that sent Austin Rivers to Boston and Russ Smith to Memphis...Traded to Chicago along with a future second round draft pick and cash considerations in exchange for the rights to Ater Majok on September 1, 2017.

YEAR	G	GS	MIN	FG	FGA	PCT	3P	3PA	PCT	FT	FTA	PCT	OFF	DEF	TOT	AST	PF	DQ	STL	TO	BLK	PTS	AVG
10-11	66	6	734	73	180	.406	18	50	.360	24	34	.706	23	65	88	28	63	0	17	16	10	188	2.8
14-15	45	28	1253	140	312	.449	74	171	.433	50	66	.758	33	105	138	66	103	0	14	41	19	404	9.0
TOTALS	111	34	1987	213	492	.433	92	221	.416	74	100	.740	56	170	226	94	166	0	31	57	29	592	5.3

Posey, James**6-8 • Forward • Xavier**

Signed as a free agent on July 18, 2008...Traded to Indiana along with Darren Collison in a four-team trade on Aug. 11, 2010.

YEAR	G	GS	MIN	FG	FGA	PCT	3P	3PA	PCT	FT	FTA	PCT	OFF	DEF	TOT	AST	PF	DQ	STL	TO	BLK	PTS	AVG
08-09	75	0	2140	216	524	.412	116	314	.369	120	146	.822	38	324	362	82	216	1	58	79	21	668	8.9
09-10	77	2	1731	126	345	.365	81	242	.335	66	80	.825	32	297	329	117	204	1	42	51	19	399	5.2
TOTALS	152	2	3871	342	869	.394	197	556	.354	186	226	.823	70	621	691	199	420	2	100	130	40	1067	7.0

Randle, Julius**6-9 • Forward • Kentucky**

Signed as a free agent on July 8, 2018...Became an unrestricted free agent at the conclusion of the 2018-19 season.

YEAR	G	GS	MIN	FG	FGA	PCT	3P	3PA	PCT	FT	FTA	PCT	OFF	DEF	TOT	AST	PF	DQ	STL	TO	BLK	PTS	AVG
18-19	73	49	2232	571	1089	.524	67	195	.344	356	487	.731	162	472	634	229	246	3	52	208	45	1564	21.4

Redick, JJ**6-4 • Guard • Duke**

Signed as a free agent on July 15, 2019...Traded to Dallas with Nicolò Melli in exchange for James Johnson, Wes Iwuandu, and a 2021 second-round draft pick.

YEAR	G	GS	MIN	FG	FGA	PCT	3P	3PA	PCT	FT	FTA	PCT	OFF	DEF	TOT	AST	PF	DQ	STL	TO	BLK	PTS	AVG
19-20	60	36	1581	286	631	.453	180	397	.453	165	185	.892	10	141	151	119	96	0	20	75	40	917	15.3
20-21	31	0	576	87	214	.407	51	140	.364	45	47	.957	3	49	52	40	37	1	9	25	2	270	8.7
TOTALS	91	36	2157	373	845	.411	231	537	.430	210	232	.905	13	190	203	159	133	1	29	100	42	1187	13.0

Rivers, Austin**6-4 • Guard • Duke**

Selected in the first round of the 2012 NBA Draft (10th overall pick) on June 28, 2012...Traded to Boston on January 12, 2015 in a three-team deal that sent Quincy Pondexter to New Orleans and Russ Smith to Memphis.

YEAR	G	GS	MIN	FG	FGA	PCT	3P	3PA	PCT	FT	FTA	PCT	OFF	DEF	TOT	AST	PF	DQ	STL	TO	BLK	PTS	AVG
12-13	61	26	1418	145	390	.372	28	86	.326	59	108	.546	16	95	109	127	122	0	26	74	9	377	6.2
13-14	69	4	1339	192	474	.405	36	99	.364	110	175	.636	26	103	129	160	134	0	45	77	9	530	7.7
14-15	35	3	772	86	222	.387	14	50	.280	53	71	.746	12	56	68	67	65	0	18	30	7	239	6.8
TOTALS	165	33	3529	423	1086	.390	78	235	.332	222	352	.631	54	252	306	374	521	0	89	181	25	1146	6.9

Roberts, Brian**6-1 • Guard • Dayton**

Signed as a free agent on August 16, 2012...Became a free agent after the 2013-14 season.

YEAR	G	GS	MIN	FG	FGA	PCT	3P	3PA	PCT	FT	FTA	PCT	OFF	DEF	TOT	AST	PF	DQ	STL	TO	BLK	PTS	AVG
12-13	78	5	1324	213	511	.417	59	153	.386	70	77	.909	17	80	97	219	108	0	37	71	3	555	7.1
13-14	72	42	1667	244	581	.420	64	178	.360	125	133	.940	17	119	136	234	132	2	43	95	7	677	9.4
TOTALS	150	47	2991	457	1092	.418	123	331	.372	195	210	.929	34	199	233	453	240	2	80	166	10	1232	8.2

Robinson, Nate**5-9 • Guard • Washington**

Signed on Oct. 16, 2015...Waived on October 29, 2015.

YEAR	G	GS	MIN	FG	FGA	PCT	3P	3PA	PCT	FT	FTA	PCT	OFF	DEF	TOT	AST	PF	DQ	STL	TO	BLK	PTS	AVG
15-16	2	1	23	0	1	.000	0	1	.000	--	--	--	0	0	0	4	5	0	1	0	0	0	0.0

Rogers, Rodney**6-7 • Forward • Wake Forest**

Signed as a free agent on Aug. 3, 2004...Traded to Philadelphia along with Jamal Mashburn in exchange for Glenn Robinson on Feb. 24, 2005.

YEAR	G	GS	MIN	FG	FGA	PCT	3P	3PA	PCT	FT	FTA	PCT	OFF	DEF	TOT	AST	PF	DQ	STL	TO	BLK	PTS	AVG
04-05	30	26	882	109	289	.377	25	92	.272	32	42	.762	28	114	142	60	103	1	19	66	12	275	9.2

Rondo, Rajon**6-1 • Guard • Kentucky**

Signed as a free agent July 20, 2017...Became an unrestricted free agent at the conclusion of the 2017-18 season.

YEAR	G	GS	MIN	FG	FGA	PCT	3P	3PA	PCT	FT	FTA	PCT	OFF	DEF	TOT	AST	PF	DQ	STL	TO	BLK	PTS	AVG
17-18	65	63	1705	231	494	.468	50	150	.333	25	46	.543	31	232	263	533	119	0	70	151	10	537	8.3

Rooks, Sean**6-10 • Center • Arizona**

Signed as a free agent on July 21, 2003...Traded to Orlando in exchange for Shammond Williams on Feb. 19, 2004.

YEAR	G	GS	MIN	FG	FGA	PCT	3P	3PA	PCT	FT	FTA	PCT	OFF	DEF	TOT	AST	PF	DQ	STL	TO	BLK	PTS	AVG
03-04	35	0	325	34	94	.362	0	0	.000	12	15	.800	10	40	50	11	48	0	9	15	5	80	2.3

Salmons, John**6-7 • Guard/Forward • Miami**

Signed as a free agent on August 26, 2014...Traded to Phoenix in a three-team deal that sent Norris Cole, Justin Hamilton, and Shawne Williams to New Orleans from Miami.

YEAR	G	GS	MIN	FG	FGA	PCT	3P	3PA	PCT	FT	FTA	PCT	OFF	DEF	TOT	AST	PF	DQ	STL	TO	BLK	PTS	AVG
14-15	21	0	270	16	48	.333	8	26	.308	2	4	.500	4	17	21	13	25	0	9	5	4	42	2.0

Satoranský, Tomáš**6-7 • Guard • Czech Republic**

Acquired from Chicago along with Garrett Temple, a 2024 second round pick, and cash considerations in exchange for guard Lonzo Ball on August 8, 2021...Traded to Portland along with Nickeil Alexander-Walker, Josh Hart, Didi Louzada, a protected 2022 first round draft pick, and two future second round draft picks in exchange for CJ McCollum, Larry Nance Jr. and Tony Snell on February 8, 2022.

YEAR	G	GS	MIN	FG	FGA	PCT	3P	3PA	PCT	FT	FTA	PCT	OFF	DEF	TOT	AST	PF	DQ	STL	TO	BLK	PTS	AVG
21-22	32	3	481	32	107	.299	5	31	.161	19	25	.760	18	46	64	76	33	0	14	23	1	88	2.8

Selden, Jr., Wayne**6-5 • Guard • Kansas**

Signed a 10-day contract on March 8, 2017.

YEAR	G	GS	MIN	FG	FGA	PCT	3P	3PA	PCT	FT	FTA	PCT	OFF	DEF	TOT	AST	PF	DQ	STL	TO	BLK	PTS	AVG
16-17	3	3	47	5	8	.625	4	7	.571	2	4	.500	0	5	5	1	6	0	2	3	1	16	5.3

Simmons, Cedric**6-9 • Forward • North Carolina State**

Selected with the 15th overall pick of the 2006 NBA Draft. Traded to the Cleveland Cavaliers in exchange for David Wesley on September 29, 2007.

YEAR	G	GS	MIN	FG	FGA	PCT	3P	3PA	PCT	FT	FTA	PCT	OFF	DEF	TOT	AST	PF	DQ	STL	TO	BLK	PTS	AVG
06-07	43	4	534	55	132	.417	0	0	--	16	33	.485	44	63	107	12	75	0	8	22	23	126	2.9

Sims, Henry**6-10 • Center • Georgetown**

Signed a 10-day contract on March 3, 2013.

YEAR	G	GS	MIN	FG	FGA	PCT	3P	3PA	PCT	FT	FTA	PCT	OFF	DEF	TOT	AST	PF	DQ	STL	TO	BLK	PTS	AVG
12-13	2	0	5	2	3	.667	0	0	--	0	0	--	2	0	2	0	1	0	0	1	0	4	2.0

Sloan, Donald**6-3 • Guard • Texas A&M**

Signed to a 10-day contract on February 8, 2012...Signed to a 10-day contract on January 7, 2013.

YEAR	G	GS	MIN	FG	FGA	PCT	3P	3PA	PCT	FT	FTA	PCT	OFF	DEF	TOT	AST	PF	DQ	STL	TO	BLK	PTS	AVG
11-12	3	0	41	5	14	.357	0	2	.000	2	4	.500	2	1	3	8	2	0	2	5	0	12	4.0
12-13	3	0	6	0	4	--	0	0	--	0	0	--	0	0	0	1	0	0	0	1	0	0	0.0
TOTALS	6	0	47	5	14	.357	0	2	.000	2	4	.500	2	1	3	9	2	0	2	6	0	12	2.0

Smith, Ish**6-0 • Guard • Wake Forest**

Signed on Oct. 26, 2015...Traded to Philadelphia for two second-round draft picks on December 24, 2015.

YEAR	G	GS	MIN	FG	FGA	PCT	3P	3PA	PCT	FT	FTA	PCT	OFF	DEF	TOT	AST	PF	DQ	STL	TO	BLK	PTS	AVG
15-16	27	3	617	98	228	.430	10	33	.303	33	45	.767	14	78	92	154	38	0	24	45	6	239	8.9

Smith, J.R.**6-6 • Guard • St. Benedict's Prep (NJ)**

Selected by the Hornets with the 18th overall pick in the first round of the 2004 NBA Draft on June 24, 2004...Traded to the Chicago Bulls along with PJ Brown in exchange for center Tyson Chandler on July 14, 2006.

YEAR	G	GS	MIN	FG	FGA	PCT	3P	3PA	PCT	FT	FTA	PCT	OFF	DEF	TOT	AST	PF	DQ	STL	TO	BLK	PTS	AVG
04-05	76	56	1859	295	748	.394	81	281	.288	111	161	.689	39	113	152	142	135	0	55	109	11	782	10.3
05-06	55	25	989	144	366	.393	52	140	.371	83	101	.822	19	91	110	58	90	0	37	54	4	423	7.7
TOTALS	131	81	2848	439	1114	.394	133	421	.316	194	262	.740	58	204	262	200	225	0	92	163	15	1205	9.2

Smith, Jason**7-0 • Forward • Colorado State**

Acquired from Philadelphia with Willie Green in exchange for Craig Brackins and Darius Songaila on September 23, 2010...Became a free agent after the 2010-11 season...Signed as a free agent on December 17, 2011...Became a free agent after the 2013-14 season...Acquired from Milwaukee along with Stanley Johnson and four second round draft picks in exchange for Nikola Mirovic on February 7, 2019...Waived on March 20, 2019.

YEAR	G	GS	MIN	FG	FGA	PCT	3P	3PA	PCT	FT	FTA	PCT	OFF	DEF	TOT	AST	PF	DQ	STL	TO	BLK	PTS	AVG
10-11	77	6	1102	136	307	.443	0	2	.000	59	70	.843	89	152	241	36	150	0	26	53	32	331	4.3
11-12	40	29	947	181	348	.520	1	9	.111	33	47	.702	72	124	196	34	102	1	21	40	41	396	9.9
12-13	51	0	876	167	341	.490	0	4	.000	86	102	.843	64	122	186	34	123	0	15	55	45	420	8.2
13-14	31	27	850	131	282	.465	0	0	---	39	50	.780	51	130	181	29	100	3	11	28	29	301	9.7
18-19	2	0	20	2	9	.222	2	7	.286	2	2	1.000	2	2	4	1	3	0	1	0	8	4.0	
TOTALS	201	62	3775	617	1287	.479	3	22	.136	219	271	.808	278	550	808	134	478	4	73	177	147	1456	7.2

Smith, Josh**6-9 • Forward • Oak Hill Academy (VA)**

Signed as a free agent October 28, 2017...Waived November 10, 2017.

YEAR	G	GS	MIN	FG	FGA	PCT	3P	3PA	PCT	FT	FTA	PCT	OFF	DEF	TOT	AST	PF	DQ	STL	TO	BLK	PTS	AVG
17-18	3	0	12	1	4	.250	--	--	---	--	--	---	3	1	4	0	3	0	0	0	0	2	0.7

Smith, Russ**6-0 • Guard • Louisville**

Acquired on draft night from Philadelphia in exchange for the rights to Pierre Jackson...Traded to Memphis in three-team deal in exchange for Quincy Pondexter, with Austin Rivers being traded to Boston January 12, 2015.

YEAR	G	GS	MIN	FG	FGA	PCT	3P	3PA	PCT	FT	FTA	PCT	OFF	DEF	TOT	AST	PF	DQ	STL	TO	BLK	PTS	AVG
14-15	6	0	29	2	10	.200	1	6	.167	--	--	---	0	3	3	2	6	0	0	7	0	5	0.8

Smith, Steve**6-8 • Guard • Michigan State**

Signed as a free agent on Oct. 29, 2003...Became a free agent after 2003-04 season.

YEAR	G	GS	MIN	FG	FGA	PCT	3P	3PA	PCT	FT	FTA	PCT	OFF	DEF	TOT	AST	PF	DQ	STL	TO	BLK	PTS	AVG
03-04	71	4	929	119	293	.406	43	107	.402	77	83	.928	27	54	81	56	91	0	15	42	6	358	5.0

Snell, Tony**6-6 • Guard • New Mexico**

Acquired in a trade from Portland along with CJ McCollum and Larry Nance Jr. in exchange for Nickell Alexander-Walker, Josh Hart, Didi Louzada, Tomáš Satoranský, a protected 2022 first round draft pick, and two future second round draft picks.

YEAR	G	GS	MIN	FG	FGA	PCT	3P	3PA	PCT	FT	FTA	PCT	OFF	DEF	TOT	AST	PF	DQ	STL	TO	BLK	PTS	AVG
21-22	15	2	277	33	74	.446	21	53	.396	1	1	1.000	5	26	31	8	26	0	8	8	2	88	5.9

Snyder, Kirk**6-6 • Guard • Nevada**

Acquired from Miami along with Rasual Butler (from Memphis) in exchange for draft rights to Roberto Duenas in a five-team, 13-player deal that also sent Antoine Walker (from Boston) and Jason Williams, James Posey and Andre Emmitt (from Miami) to Miami, Eddie Jones (from Miami) and Raul Lopez (from Utah) to Memphis, Greg Olerlag (from Memphis) to Utah, and Curtis Borchard (from Utah) and Daryl Woods, the draft rights to Albert Miralles, two second round picks and cash considerations (from Miami) to Boston on Aug. 2, 2005...Traded to the Houston Rockets in exchange for cash considerations and a conditional 2008 second round pick (the Hornets to receive the higher second round slot between the two teams in the 2008 NBA Draft).

YEAR	G	GS	MIN	FG	FGA	PCT	3P	3PA	PCT	FT	FTA	PCT	OFF	DEF	TOT	AST	PF	DQ	STL	TO	BLK	PTS	AVG
05-06	68	45	1310	205	453	.453	46	129	.357	86	117	.735	55	106	161	102	106	1	29	70	23	542	8.0

Songaila, Darius**6-9 • Forward • Wake Forest**

Acquired on Sept. 9, 2009 from Minnesota with Bobby Brown in exchange for Antonio Daniels and the Hornets' 2014 second-round draft pick...Traded to Philadelphia along with Craig Brackins in exchange for Willie Green and Jason Smith.

YEAR	G	GS	MIN	FG	FGA	PCT	3P	3PA	PCT	FT	FTA	PCT	OFF	DEF	TOT	AST	PF	DQ	STL	TO	BLK	PTS	AVG
09-10	75	1	1410	241	488	.494	1	6	.167	60	74	.811	59	173	232	70	206	1	62	81	14	543	7.2

Southerland, James**6-8 • Forward • Syracuse**

Signed as a free agent on April 10, 2014.

YEAR	G	GS	MIN	FG	FGA	PCT	3P	3PA	PCT	FT	FTA	PCT	OFF	DEF	TOT	AST	PF	DQ	STL	TO	BLK	PTS	AVG
13-14	3	0	27	5	12	.417	3	5	.600	1	2	.500	0	8	8	0	3	0	1	1	2	14	4.7

Stephenson, Lance**6-5 • Forward/Guard • Cincinnati**

Signed as a free agent on September 14, 2016...Waived on November 7, 2016.

YEAR	G	GS	MIN	FG	FGA	PCT	3P	3PA	PCT	FT	FTA	PCT	OFF	DEF	TOT	AST	PF	DQ	STL	TO	BLK	PTS	AVG
16-17	6	0	162	26	55	.473	1	10	.100	5	8	.625	3	15	18	29	18	0	0	4	2	43	9.7

Stojakovic, Peja**6-10 • Forward/Guard • Serbia**

Acquired along with cash considerations from Indiana in exchange for the draft rights to Andrew Betts on July 12, 2006...Traded by New Orleans to Toronto with Jerryd Bayless in exchange for David Anderson, Marcus Banks and Jarrett Jack on November 20, 2010.

YEAR	G	GS	MIN	FG	FGA	PCT	3P	3PA	PCT	FT	FTA	PCT	OFF	DEF	TOT	AST	PF	DQ	STL	TO	BLK	PTS	AVG
06-07	13	13	425	83	196	.423	34	84	.405	31	38	.816	11	45	54	11	29	0	8	19	4	231	17.8
07-08	77	77	2711	451	1026	.440	231	524	.441	130	140	.929	64	267	331	96	127	0	57	61	10	1263	16.4
08-09	61	59	2089	287	719	.399	145	384	.378	93	104	.894	44	220	264	75	101	1	52	31	3	812	13.3
09-10	62	55	1947	278	688	.404	132	352	.375	96	107	.897	39	188	227	92	83	0	48	56	5	784	12.6
10-11	6	0	89	14	33	.424	11	25	.440	6	7	.857	0	6	6	2	0	2	4	0	45	7.5	
TOTALS	219	204	7261	1113	2662	.418	553	1369	.404	356	396	.899	158	724	882	280	342	1	167	191	22	3135	14.3

Stiemsma, Greg

6-11 • Center • Wisconsin

Signed as a free agent on July 10, 2013...Waived on April 13, 2014.

YEAR	G	GS	MIN	FG	FGA	PCT	3P	3PA	PCT	FT	FTA	PCT	OFF	DEF	TOT	AST	PF	DQ	STL	TO	BLK	PTS	AVG
13-14	55	20	1007	70	122	.574	0	1	.000	19	32	.594	72	154	226	36	169	3	35	44	57	159	2.9

Summers, DaJuan

6-8 • Forward • Georgetown

Signed as a free agent on December 9, 2011...Waived on February 7, 2012.

YEAR	G	GS	MIN	FG	FGA	PCT	3P	3PA	PCT	FT	FTA	PCT	OFF	DEF	TOT	AST	PF	DQ	STL	TO	BLK	PTS	AVG
11-12	15	6	209	28	65	.431	5	16	.315	7	9	.778	8	15	23	10	31	1	7	8	0	68	4.5

Temple, Garrett

6-5 • Guard/Forward • Louisiana State

Acquired from Chicago along with Tomáš Satoransky, a 2024 second round pick, and cash considerations in exchange for guard Lonzo Ball on August 8, 2021.

YEAR	G	GS	MIN	FG	FGA	PCT	3P	3PA	PCT	FT	FTA	PCT	OFF	DEF	TOT	AST	PF	DQ	STL	TO	BLK	PTS	AVG
21-22	59	16	1098	111	295	.376	59	185	.319	28	41	.683	29	114	143	74	81	0	43	42	23	309	5.2

Thomas, Isaiah

5-9 • Guard • Washington

Signed to a 10-day contract on April 3, 2020

YEAR	G	GS	MIN	FG	FGA	PCT	3P	3PA	PCT	FT	FTA	PCT	OFF	DEF	TOT	AST	PF	DQ	STL	TO	BLK	PTS	AVG
20-21	3	0	48	9	27	.333	3	12	.250	2	2	1.000	1	3	4	5	3	0	1	6	0	23	7.7

Thomas, Lance

6-8 • Forward • Duke

Signed as a free agent on December 9, 2011...Waived on December 31, 2011...Signed as a free agent on February 6, 2012...Waived on November 12, 2013.

YEAR	G	GS	MIN	FG	FGA	PCT	3P	3PA	PCT	FT	FTA	PCT	OFF	DEF	TOT	AST	PF	DQ	STL	TO	BLK	PTS	AVG
11-12	42	10	629	57	126	.452	0	1	.000	52	62	.839	49	77	126	12	78	0	10	24	7	166	4.0
12-13	59	9	646	53	106	.500	0	0	--	45	59	.729	44	71	115	17	78	0	11	14	7	149	2.5
13-14	5	0	42	2	9	.222	0	0	--	2	4	.500	2	5	7	3	4	0	2	0	6	1.2	
TOTALS	106	19	1318	112	241	.465	0	1	--	97	125	.776	95	153	248	32	160	0	21	40	14	321	3.0

Thompson, Hollis

6-8 • Guard • Georgetown

Signed a 10-day contract on February 23, 2017...Signed a second 10-day contract on March 5, 2017.

YEAR	G	GS	MIN	FG	FGA	PCT	3P	3PA	PCT	FT	FTA	PCT	OFF	DEF	TOT	AST	PF	DQ	STL	TO	BLK	PTS	AVG
16-17	9	8	191	11	41	.268	6	24	.250	6	9	.667	4	24	28	9	14	0	6	2	0	34	3.8

Thornton, Marcus

6-4 • Guard • Louisiana State

Acquired from Miami, after being selected in the second round (43rd overall) in the 2009 NBA Draft, in exchange for the Hornets' second round picks in 2010 and 2012...Traded by the Hornets with cash to Sacramento for Carl Landry on February 23, 2011.

YEAR	G	GS	MIN	FG	FGA	PCT	3P	3PA	PCT	FT	FTA	PCT	OFF	DEF	TOT	AST	PF	DQ	STL	TO	BLK	PTS	AVG
09-10	73	17	1872	398	883	.451	117	313	.374	144	177	.814	72	139	211	114	127	0	58	76	11	1057	14.5
10-11	46	0	745	137	334	.410	35	93	.376	50	66	.758	25	106	131	43	50	0	19	37	4	359	7.8
TOTALS	119	17	2617	535	1217	.440	152	406	.374	194	243	.798	97	245	342	157	177	0	77	113	15	1416	11.9

Thornwell, Sindarius

6-5 • Guard • South Carolina

Signed as a free agent on July 6, 2020.

YEAR	G	GS	MIN	FG	FGA	PCT	3P	3PA	PCT	FT	FTA	PCT	OFF	DEF	TOT	AST	PF	DQ	STL	TO	BLK	PTS	AVG
19-20	2	0	35	6	11	.545	2	4	.500	2	4	.500	0	4	4	4	2	0	1	2	1	16	8.0
20-21	14	1	73	7	21	.333	3	9	.333	0	2	.000	1	4	5	4	3	0	5	4	1	17	1.2
TOTALS	16	1	108	13	32	.406	5	13	.385	2	6	.333	1	8	9	8	5	0	6	6	2	33	2.1

Toupane, Axel

6-7 • Forward • France

Signed to a multi-year contract on April 10, 2017...Waived on July 25, 2017.

YEAR	G	GS	MIN	FG	FGA	PCT	3P	3PA	PCT	FT	FTA	PCT	OFF	DEF	TOT	AST	PF	DQ	STL	TO	BLK	PTS	AVG
16-17	2	0	41	5	8	.625	1	3	.333	0	0	---	0	1	1	0	5	0	1	0	1	11	3.8

Traylor, Robert

6-8 • Forward/Center • Michigan

Acquired along with Jerome Moiso and George Lynch from Philadelphia and Chris Porter from Golden State in a three-team trade which sent Derrick Coleman (from Charlotte), Corie Blount and Vontee Cummings (from Golden State) to Philadelphia and Cedric Henderson (from Philadelphia) and a conditional first round draft pick from Philadelphia to Golden State on Oct. 25, 2001... Became a free agent after 2003-04 season.

YEAR	G	GS	MIN	FG	FGA	PCT	3P	3PA	PCT	FT	FTA	PCT	OFF	DEF	TOT	AST	PF	DQ	STL	TO	BLK	PTS	AVG
02-03	69	0	851	105	237	.443	1	3	.333	57	88	.648	108	154	262	50	153	1	45	53	37	268	3.9
03-04	71	0	942	145	287	.505	2	5	.400	70	128	.547	106	156	262	43	161	3	39	62	37	362	5.1
TOTALS	140	0	1793	250	524	.477	3	8	.375	127	216	.588	214	310	524	93	314	4	84	115	74	630	4.5

Valančiūnas, Jonas

7-0 • Center • Lithuania

Acquired from Memphis along with the draft rights to 2021 first round pick Trey Murphy III (17th overall) and 2021 second round pick Brandon Boston (31st overall) in exchange for Steven Adams, Eric Bledsoe, the draft rights to 2021 first round pick Ziaire Williams (10th overall) and 2021 second round pick Jared Butler (40th overall), and a protected 2022 first round pick.

YEAR	G	GS	MIN	FG	FGA	PCT	3P	3PA	PCT	FT	FTA	PCT	OFF	DEF	TOT	AST	PF	DQ	STL	TO	BLK	PTS	AVG
21-22	74	74	2240	510	938	.544	57	158	.361	237	289	.820	226	617	843	190	247	4	41	179	60	1314	17.8

Vasquez, Greivis

6-6 • Guard • Maryland

Acquired from Memphis in exchange for forward Quincy Pondexter on December 24, 2011...Traded to Sacramento as part of a three team trade that also sent a 2016 second round pick, a future second round pick and cash considerations (from Portland) to Sacramento, Robin Lopez and Terrel Harris (from New Orleans) to Portland, in exchange for Tyreke Evans (from Sacramento) and Jeff Withey (from Portland).

YEAR	G	GS	MIN	FG	FGA	PCT	3P	3PA	PCT	FT	FTA	PCT	OFF	DEF	TOT	AST	PF	DQ	STL	TO	BLK	PTS	AVG
11-12	66	26	1706	225	523	.430	43	155	.319	96	117	.821	23	150	173	359	126	1	60	148	8	589	8.9
12-13	78	78	2685	438	1012	.433	83	243	.342	124	154	.805	43	294	337	704	190	0	66	247	6	1083	13.9
TOTALS	144	104	4391	663	1535	.432	126	378	.333	220	271	.812	66	444	510	1063	316	1	126	395	14	1672	11.6

Vinicius, Marcus**6-8 • Forward • Brazil**

Selected with the 43rd overall pick in the second round of the 2006 NBA Draft...Traded to Memphis February 21, 2008.

YEAR	G	GS	MIN	FG	FGA	PCT	3P	3PA	PCT	FT	FTA	PCT	OFF	DEF	TOT	AST	PF	DQ	STL	TO	BLK	PTS	AVG
06-07	15	0	103	7	15	.467	3	7	.429	5	7	.714	2	9	11	5	10	0	2	6	1	22	1.7
07-08	15	0	69	9	20	.450	5	12	.417	5	11	.455	1	7	8	2	4	0	1	3	1	28	1.9
TOTALS	26	0	172	16	35	.457	8	19	.421	10	18	.556	3	16	19	7	14	0	3	9	2	50	2.2

Vroman, Jackson**6-10 • Forward • Iowa State**

Acquired from Phoenix along with Casey Jackson and Maciej Lampe in exchange for Jim Jackson and a 2005 second round draft pick on Jan. 21, 2005...Waived on Mar. 31, 2006.

YEAR	G	GS	MIN	FG	FGA	PCT	3P	3PA	PCT	FT	FTA	PCT	OFF	DEF	TOT	AST	PF	DQ	STL	TO	BLK	PTS	AVG
04-05	36	17	648	76	183	.415	0	3	.000	44	68	.647	59	103	162	33	94	3	22	57	17	196	5.4
05-06	41	2	406	26	66	.394	0	0	--	21	44	.477	33	53	86	11	78	2	12	21	11	73	1.8
TOTALS	77	19	1054	102	249	.410	0	3	.000	65	112	.580	92	156	248	44	172	5	34	78	28	269	3.5

Wallace, Tyrone**6-5 • Guard • California**

Signed to a 10-day contract on March 11, 2022...Signed to a second 10-day contract on March 21, 2022.

YEAR	G	GS	MIN	FG	FGA	PCT	3P	3PA	PCT	FT	FTA	PCT	OFF	DEF	TOT	AST	PF	DQ	STL	TO	BLK	PTS	AVG
21-22	6	0	75	7	20	.350	2	8	.250	1	5	.200	0	8	8	1	7	0	3	2	1	17	2.8

Warrick, Hakim**6-9 • Forward • Syracuse**

Acquired from Phoenix along with Robin Lopez and cash considerations in a three-team trade that sent Jerome Dyson, Brad Miller, Wesley Johnson and a first round pick to Phoenix, and two second round picks to Minnesota on July 27, 2012...Traded to Charlotte in exchange for Matt Carroll on November 13, 2012.

YEAR	G	GS	MIN	FG	FGA	PCT	3P	3PA	PCT	FT	FTA	PCT	OFF	DEF	TOT	AST	PF	DQ	STL	TO	BLK	PTS	AVG
12-13	1	0	7	1	2	.500	0	0	--	2	2	1.000	0	0	0	0	0	0	1	0	0	4	4.0

Watkins, Darryl**6-11 • Center • Syracuse**

Signed as a free agent on April 18, 2012...Traded to Philadelphia along with Dorrell Wright (from Golden State) as part of a three-team trade that sent Jarrett Jack (from New Orleans) to Golden State in exchange for the rights to Edin Bavec (from Philadelphia).

YEAR	G	GS	MIN	FG	FGA	PCT	3P	3PA	PCT	FT	FTA	PCT	OFF	DEF	TOT	AST	PF	DQ	STL	TO	BLK	PTS	AVG
11-12	5	0	98	7	14	.500	0	0	--	9	18	.500	8	19	27	3	14	0	5	8	4	25	4.6

Wells, Bonzi**6-5 • Guard/Forward • Ball State**

Acquired along with Mike James and cash considerations (from Houston) in a three-team trade that sent Bobby Jackson, Adam Haluska, a 2008 second round draft pick (from New Orleans) and the rights to Sergei Lishouk (from Memphis) to Houston, and forward Marcus Vinicius (from New Orleans), the rights to Malik Badiane and cash considerations (from Houston) to Memphis on Feb. 21, 2008. Became a free agent after the 2007-08 season.

YEAR	G	GS	MIN	FG	FGA	PCT	3P	3PA	PCT	FT	FTA	PCT	OFF	DEF	TOT	AST	PF	DQ	STL	TO	BLK	PTS	AVG
07-08	22	0	438	77	157	.490	4	12	.333	35	53	.660	21	50	71	17	44	0	24	27	8	193	8.8

Wesley, David**6-1 • Guard • Baylor**

Signed as a free agent on July 1, 1997...Traded to Houston in exchange for Jim Jackson and Bostjan Nachbar on Dec. 27, 2004.

YEAR	G	GS	MIN	FG	FGA	PCT	3P	3PA	PCT	FT	FTA	PCT	OFF	DEF	TOT	AST	PF	DQ	STL	TO	BLK	PTS	AVG
02-03	73	73	2710	449	1037	.433	134	316	.424	185	237	.781	38	137	175	251	173	0	109	132	9	1217	16.7
03-04	61	60	2001	311	800	.389	92	285	.323	137	182	.753	28	106	134	175	147	1	71	100	14	851	14.0
04-05	26	26	934	133	342	.389	28	80	.350	67	76	.882	12	73	85	109	65	0	35	54	1	361	13.9
TOTALS	160	159	5645	893	2179	.410	254	681	.373	389	495	.786	78	316	394	535	385	1	215	286	24	2429	15.2

West, David**6-9 • Forward • Xavier**

Selected in the first round (18th overall) of the 2003 NBA Draft...Signed a contract extension on October 30, 2006...Became a free agent after the 2010-2011 season.

YEAR	G	GS	MIN	FG	FGA	PCT	3P	3PA	PCT	FT	FTA	PCT	OFF	DEF	TOT	AST	PF	DQ	STL	TO	BLK	PTS	AVG
03-04	71	1	930	108	228	.474	0	2	.000	57	80	.713	117	180	297	60	117	0	27	48	28	273	3.8
04-05	30	8	552	75	172	.436	2	5	.400	34	50	.680	40	89	129	23	62	0	12	37	16	186	6.2
05-06	74	74	2526	530	1036	.512	3	11	.273	199	236	.843	168	380	548	92	214	1	61	105	64	1262	17.1
06-07	52	52	1900	377	792	.476	8	25	.320	187	227	.824	126	298	424	114	145	2	42	98	38	949	18.3
07-08	76	76	2870	629	1305	.482	6	25	.240	300	353	.850	180	495	675	177	208	0	62	165	99	1564	20.6
08-09	76	76	2982	610	1292	.472	6	25	.240	367	415	.864	160	486	646	175	207	1	49	163	68	1593	21.0
09-10	81	81	2949	619	1226	.505	7	27	.259	296	342	.865	164	441	605	239	233	0	76	173	60	1541	19.0
10-11	70	70	2451	528	1040	.508	2	9	.222	264	327	.807	155	374	529	164	202	1	67	142	62	1322	18.9
TOTALS	530	438	17160	3476	7091	.490	34	129	.264	1704	2050	.839	1110	2743	3853	1042	1386	5	396	931	435	8690	16.4

Williams, Aaron**6-9 • Forward/Center • Xavier**

Acquired from the Toronto Raptors in exchange for two second-round picks (2006 and 2009) on Jan. 31, 2006...Became a free agent following the 2005-06 season.

YEAR	G	GS	MIN	FG	FGA	PCT	3P	3PA	PCT	FT	FTA	PCT	OFF	DEF	TOT	AST	PF	DQ	STL	TO	BLK	PTS	AVG
05-06	34	2	692	81	157	.516	0	0	----	35	52	.675	59	107	166	16	110	0	13	25	18	197	5.8

Williams, Elliot**6-5 • Guard • Memphis**

Signed to a 10-day contract on March 4, 2015...Signed to a second 10-day contract on March 14, 2015.

YEAR	G	GS	MIN	FG	FGA	PCT	3P	3PA	PCT	FT	FTA	PCT	OFF	DEF	TOT	AST	PF	DQ	STL	TO	BLK	PTS	AVG
14-15	8	0	77	8	24	.333	3	11	.273	0	2	.000	0	5	5	8	11	0	2	0	0	19	2.4

Williams, Kenrich**6-7 • Forward • Texas Christian**

Signed as a free agent on July 23, 2018...Traded to Oklahoma City along with Zylan Cheatham, Josh Gray, and Darius Miller as part of a four team trade that also sent Jiree Holiday to Milwaukee in exchange for Steven Adams (from Oklahoma City), Eric Bledsoe, and two future first round draft picks and the rights to swap two additional first round picks (from Milwaukee).

YEAR	G	GS	MIN	FG	FGA	PCT	3P	3PA	PCT	FT	FTA	PCT	OFF	DEF	TOT	AST	PF	DQ	STL	TO	BLK	PTS	AVG
18-19	46	29	1079	107	279	.384	52	156	.333	13	19	.684	55	164	219	83	95	0	45	36	19	279	6.1
19-20	39	18	852	51	147	.347	25	97	.258	9	26	.346	51	135	186	57	88	0	27	22	21	139	3.5
TOTALS	85	47	1911	158	426	.371	77	253	.304	22	45	.489	106	299	405	140	183	0	72	58	40	415	4.9

Williams, Reggie**6-6 • Forward • Virginia Military Institute**

Signed a contract on December 10, 2016...Waived on January 1, 2017...Signed a 10-day contract on February 25, 2017.

YEAR	G	GS	MIN	FG	FGA	PCT	3P	3PA	PCT	FT	FTA	PCT	OFF	DEF	TOT	AST	PF	DO	STL	TO	BLK	PIS	AVG
16-17	6	0	79	8	23	.348	5	11	.455	6	7	.857	2	4	6	4	2	0	3	0	0	27	4.5

Williams, Shammond**6-1 • Guard • North Carolina**

Acquired from Orlando in exchange for Sean Rooks Feb. 19, 2004...Became a free agent after 2003-04 season.

YEAR	G	GS	MIN	FG	FGA	PCT	3P	3PA	PCT	FT	FTA	PCT	OFF	DEF	TOT	AST	PF	DO	STL	TO	BLK	PIS	AVG
03-04	16	2	238	28	81	.346	5	26	.192	1	13	.077	0	17	17	52	22	0	14	21	1	72	4.5

Williamson, Zion**6-7 • Forward • Duke**

Drafted with the first overall pick of the 2019 NBA Draft.

YEAR	G	GS	MIN	FG	FGA	PCT	3P	3PA	PCT	FT	FTA	PCT	OFF	DEF	TOT	AST	PF	DO	STL	TO	BLK	PIS	AVG
19-20	24	24	668	210	360	.583	6	14	.429	114	178	.640	64	86	150	50	42	0	16	59	9	540	22.5
20-21	61	61	2026	634	1037	.611	10	34	.294	369	529	.698	167	274	441	226	135	1	57	167	39	1647	27.0
TOTALS	85	85	2694	844	1397	.604	16	48	.333	483	707	.683	231	360	591	276	177	1	73	226	48	2187	25.7

Withey, Jeff**7-0 • Center • Kansas**

Acquired draft rights in a three team trade with Portland and Sacramento...Signed with the New Orleans Pelicans on July 29, 2015...Became a free agent at the conclusion of the 2014-15 season.

YEAR	G	GS	MIN	FG	FGA	PCT	3P	3PA	PCT	FT	FTA	PCT	OFF	DEF	TOT	AST	PF	DO	STL	TO	BLK	PIS	AVG
13-14	58	4	684	69	129	.535	0	1	.000	52	73	.712	49	101	150	26	73	0	15	20	50	190	3.3
14-15	37	0	259	32	64	.500	--	--	--	34	50	.680	23	41	64	11	26	0	4	12	18	98	2.6
TOTALS	95	4	943	101	193	.523	0	1	.000	86	123	.699	72	142	214	37	99	0	19	32	68	288	3.0

Wood, Christian**6-10 • Forward • Nevada-Las Vegas**

Claimed on waivers from the Milwaukee Bucks on March 20, 2019...Waived on July 15, 2019.

YEAR	G	GS	MIN	FG	FGA	PCT	3P	3PA	PCT	FT	FTA	PCT	OFF	DEF	TOT	AST	PF	DO	STL	TO	BLK	PIS	AVG
18-19	8	2	189	49	92	.533	6	21	.286	31	41	.756	13	50	63	6	14	0	7	14	10	135	16.9

Wolters, Nate**6-4 • Guard • South Dakota State**

Signed to a 10-day contract on January 14, 2015...Signed to a second 10-day contract on January 24, 2015.

YEAR	G	GS	MIN	FG	FGA	PCT	3P	3PA	PCT	FT	FTA	PCT	OFF	DEF	TOT	AST	PF	DO	STL	TO	BLK	PIS	AVG
14-15	10	0	105	8	26	.308	0	2	.000	1	2	.500	6	12	18	11	7	0	3	10	2	17	1.7

Wright, Julian**6-8 • Forward • Kansas**

Selected in the first round of the 2007 NBA Draft (13th pick)...Hornets exercised third-year option on October 25, 2008...Traded to Toronto in exchange for Marco Belinelli on August 11, 2010.

YEAR	G	GS	MIN	FG	FGA	PCT	3P	3PA	PCT	FT	FTA	PCT	OFF	DEF	TOT	AST	PF	DO	STL	TO	BLK	PIS	AVG
07-08	57	1	640	90	169	.533	10	24	.417	33	52	.635	33	84	117	40	43	0	29	34	12	223	3.9
08-09	54	19	772	109	234	.466	2	21	.095	17	30	.567	46	106	152	45	49	0	35	43	19	237	4.4
09-10	68	14	871	116	232	.500	2	6	.333	25	41	.610	58	86	144	41	45	0	29	44	18	259	3.8
TOTALS	179	34	2283	315	635	.496	14	51	.275	75	123	.610	137	276	415	124	137	0	93	121	49	719	4.0

ALL-TIME TRANSACTIONS

2002-03

June 25, 2002	Traded 2002 first round draft pick (17th overall) to Washington for guard Courtney Alexander.
July 30, 2002	Signed guard Baron Davis to a multi-year contract extension.
August 23, 2002	Re-signed forward Robert Traylor to a contract.
September 30, 2002	Re-signed free agent forward Lee Nailon. Signed free agent guard Terrell McIntyre and center Thomas Hamilton.
October 12, 2002	Waived center Thomas Hamilton.
October 23, 2002	Waived forward Lee Nailon and guard Terrell McIntyre.
January 10, 2003	Signed guard Robert Pack to a 10-day contract.
January 20, 2003	Signed guard Robert Pack to a second 10-day contract
January 27, 2003	Signed guard Randy Livingston to a 10-day contract and waived forward Matt Bullard.
January 30, 2003	Signed guard Robert Pack to a contract for the remainder of the season.
February 5, 2003	Released guard Randy Livingston.
February 20, 2003	Traded center Elden Campbell to the Seattle SuperSonics for guard Kenny Anderson.
April 8, 2003	The NBA Board of Governors voted the Hornets would join the Western Conference starting in the 2004-05 season.

2003-04

May 4, 2003	Head Coach Paul Silas, Assistants Brian Hill, Stephen Silas and Bob Donnewald Jr. were notified that their contracts would not be renewed by the club.
May 7, 2003	Announced General Manager Jeff Bower resignation.
May 28, 2003	Announced the hiring of Allan Bristow as assistant general manager.
June 9, 2003	Hired Tim Floyd as the team's new head coach.
June 11, 2003	Exercised the team option on forward Robert Traylor for the 2003-04 season.
June 19, 2003	Hired former General Manager Jeff Bower as an assistant coach.
June 23, 2003	Hired Jan van Breda Kolff as an assistant coach.
June 25, 2003	Hired Kenny Gattison as an assistant coach.
June 26, 2003	Drafted forward David West (Xavier) with the 18th overall selection and center James Lang (Central Park Christian H.S.) with the 48th overall selection in the 2003 NBA Draft.
June 30, 2003	Hired Alvin Gentry as an assistant coach.
July 3, 2003	Named Jack Capella executive vice president/chief operating officer of the organization.
July 11, 2003	Signed first round draft choice (18th overall) forward David West to a contract.
July 16, 2003	Re-signed forward PJ Brown.
July 21, 2003	Signed free agent center Sean Rooks to a contract.
July 29, 2003	Signed free agent guard Darrell Armstrong to a contract.
August 4, 2003	Signed forward George Lynch to a contract extension.
September 30, 2003	Signed second round draft pick James Lang, free agent forward Paul Shirley and free agent guard Kareem Reid to contracts.
October 23, 2003	Hornets waive free agent forward Paul Shirley and free agent guard Kareem Reid.
October 29, 2003	Waived forward Kirk Haston and signed free agent guard Steve Smith.
October 30, 2003	Signed center Jamaal Magloire to a contract extension.
December 29, 2003	Waived forward James Lang.
January 26, 2004	Signed guard Tierre Brown to a 10-day contract.
February 19, 2004	Traded center Sean Rooks to Orlando for guard Shammond Williams.
March 2, 2004	Waived guard Bryce Drew.
March 25, 2004	Signed guard Maurice Carter to a 10-day contract.
April 4, 2004	Signed guard Maurice Carter for the remainder of the season.

2004-05

May 5, 2004	Announced the retirement of Executive Vice President of Basketball Operations/General Manager Bob Bass.
May 7, 2004	Relieved Tim Floyd of coaching duties.
May 28, 2004	Hired Byron Scott as Head Coach.
June 16, 2004	Claimed guard Alex Garcia off of waivers from the San Antonio Spurs.
June 17, 2004	Promoted Assistant General Manager Allan Bristow to general manager.
June 22, 2004	Announced that Assistant Coach Kenny Gattison would be retained.
June 22, 2004	Named Assistant Coach Jeff Bower as director of player personnel; guard Maurice Carter was selected by the Charlotte Bobcats in the 2004 NBA Expansion Draft.
June 24, 2004	Drafted guard J.R. Smith (St. Benedict's Prep) with the 18th overall selection and guard Tim Pickett (Florida State) with the 44th overall pick in the 2004 NBA Draft.
June 29, 2004	Named Willis Reed as Vice President of Basketball Operations.
July 6, 2004	Signed first round draft choice (18th overall) forward J.R. Smith to a contract.

July 16, 2004 Signed Toronto forward Morris Peterson to an offer sheet.
 July 19, 2004 Signed free agent forward/center Chris Andersen to a contract.
 July 21, 2004 Hired Darrell Walker as an assistant coach.
 August 3, 2004 Signed free agent forward Rodney Rogers and second round draft choice (44th overall) Tim Pickett to contracts.
 August 4, 2004 Hired Jim Clemons as an assistant coach.
 August 18, 2004 Hired Robert Werdann as a scout.
 September 29, 2004 Signed free agent center Sean Finn and forwards Tremaine Fowlkes, Britton Johnsen and Nate Williams.
 September 30, 2004 Signed free agent guard Junior Harrington and forward Lee Nailon.
 October 4, 2004 Signed free agent guard Ray Young.
 October 9, 2004 Waived center Sean Finn and guard Ray Young.
 October 28, 2004 Waived forwards Tremaine Fowlkes and Nate Williams.
 October 31, 2004 Waived forward Britton Johnsen.
 November 19, 2004 Signed forward Matt Freije and waived guard Tim Pickett.
 December 3, 2004 Traded guard Darrell Armstrong to Dallas in exchange for guard Dan Dickau and a 2005 second round draft pick.
 December 4, 2004 Signed forward Corsley Edwards.
 December 12, 2004 Signed forward Lonny Baxter.
 December 27, 2004 Traded guard David Wesley to Houston in exchange for guard Jim Jackson and forward Bostjan Nachbar and waived guard Alex Garcia and forward Lonnie Baxter.
 December 29, 2004 Suspended guard/forward Jim Jackson indefinitely for failing to report to the team.
 January 3, 2005 Waived forward Corsley Edwards.
 January 5, 2005 Signed forward Corsley Edwards to a 10-day contract.
 January 21, 2005 Traded guard Jim Jackson and a 2005 second round draft pick to Phoenix in exchange for guard/forward Casey Jacobsen, forward/center Maciej Lampe and forward/center Jackson Vroman; waived guard Junior Harrington and forward Matt Freije.
 January 28, 2005 Signed guard Junior Harrington to a 10-day contract.
 February 24, 2005 Traded forward Jamal Mashburn and Rodney Rogers to Philadelphia for forward Glenn Robinson; traded guard Baron Davis to Golden State for guard Speedy Claxton, center Dale Davis and cash considerations.
 March 1, 2005 Waived center Dale Davis and forward Glenn Robinson.

2005-06

May 19, 2005 Exercised the team option on Jackson Vroman through the 2005-06 season.
 June 29, 2005 Drafted guard Chris Paul (Wake Forest) with the fourth overall pick and forward Brandon Bass (LSU) with the 33rd overall pick in the 2005 NBA Draft.
 July 5, 2005 Signed first round draft choice (fourth overall) guard Chris Paul to a contract.
 August 2, 2005 Re-signed free agent forward Bostjan Nachbar to a contract; signed free agent guard Arvydas Macijauskas to a contract; Traded the rights to center Roberto Duenas to Miami in exchange for Rasual Butler from Miami and Kirk Snyder from Utah in a five-team, 13-player deal that also sent Antoine Walker (from Boston) and Jason Williams, James Posey and Andre Emmitt (from Memphis) to Miami, Eddie Jones (from Miami) and Raul Lopez (from Utah) to Memphis, Greg Ostertag (from Memphis) to Utah, and Curtis Borchardt (from Utah) and Qyntel Woods, the draft rights to Albert Miralles, two second round draft picks and cash considerations (from Miami) to Boston.
 August 3, 2005 Re-signed free agent forward Chris Andersen to a contract.
 September 19, 2005 Announced the temporary relocation of the team to Oklahoma City, OK for the 2005-06 season.
 September 30, 2005 Signed second round draft choice (33rd overall) forward Brandon Bass to a contract.
 September 30, 2005 Traded guard Dan Dickau to the Boston Celtics for a second round pick in the 2006 NBA Draft.
 October 1, 2005 Announced the resignation of General Manager Allan Bristow.
 October 1, 2005 Announced the promotion of Jeff Bower to General Manager from Director of Player Personnel.
 October 1, 2005 Hired David Miller as an assistant coach.
 October 1, 2005 Signed free agents Sean Banks, Troy Bell and Alex Garcia.
 October 18, 2005 Waived guard Troy Bell.
 October 26, 2005 Traded center Jamaal Magloire to the Milwaukee Bucks for forward Desmond Mason, an unconditional first round pick in the 2006 NBA Draft and cash considerations.
 October 27, 2005 Waived guard Alex Garcia.
 October 28, 2005 Waived forward George Lynch.
 November 17, 2005 Signed forward Sean Banks to the Tulsa 66ers of the NBA G League.
 January 5, 2006 Announced that the team would play three games at the New Orleans Arena (3/8 vs. LAL, 3/18 vs. DEN, 3/21 vs. LAC); waived forward Sean Banks.
 January 27, 2006 NBA announced that forward Chris Andersen had been dismissed and disqualified from the NBA for violating the terms of the Anti-Drug Program.
 January 31, 2006 NBA announced that the team will remain in Oklahoma City for 35 games in the 2006-07 season and that it will play its other six home games in New Orleans; traded two second round draft picks (2006 and 2009) to the Toronto Raptors for forward Aaron Williams.

February 1, 2006	Acquired center Steven Hunter and cash considerations from Philadelphia in exchange for second round picks in 2006 and 2007.
February 7, 2006	Announced that the Steven Hunter trade had been rescinded.
February 13, 2006	Traded center Maciej Lampe to the Houston Rockets for guard Moochie Norris and cash considerations.
February 23, 2006	Traded forward Bostjan Nachbar to the New Jersey Nets for center Marc Jackson and forward Linton Johnson III.
March 24, 2006	Assigned forward Brandon Bass to the Tulsa 66ers of the NBA G League.
March 29, 2006	Recalled forward Brandon Bass from the Tulsa 66ers.
March 31, 2006	Waived forward/center Jackson Vroman and signed forward Marcus Fizer to a 10-day contract.
April 10, 2006	Signed forward Marcus Fizer for the remainder of the 2005-06 season.

2006-07

June 13, 2006	Exercised the team option on forward Brandon Bass through the 2006-07 season.
June 27, 2006	Announced that the contract of Head Coach Byron Scott had been extended through the 2008-09 season.
June 28, 2006	Drafted center Hilton Armstrong from Connecticut with the 12th overall pick and forward/center Cedric Simmons from North Carolina State with the 15th overall pick in the NBA Draft. Selected Marcus Vinicius of Brazil with the 43rd overall pick in the second round.
July 5, 2006	Signed first round draft picks Hilton Armstrong and Cedric Simmons to contracts; waived guard Moochie Norris.
July 12, 2006	Acquired forward Peja Stojakovic and cash considerations from the Indiana Pacers in exchange for the draft rights to Andrew Betts. Waived guard Arvydas Macijauskas.
July 14, 2006	Acquired center Tyson Chandler from the Chicago Bulls in exchange for forward PJ Brown and guard J.R. Smith. Traded guard Kirk Snyder to the Houston Rockets in exchange for cash considerations and a conditional 2008 second round pick (the Hornets to receive the higher second round slot between the two teams in the 2008 NBA Draft).
July 19, 2006	Signed free agent guard Bobby Jackson and re-signed forward Rasual Butler.
August 9, 2006	Signed free agent guard Jannero Pargo.
August 25, 2006	Announced that the contract of General Manager Jeff Bower had been extended through the 2010-11 season. Announced that the contracts of Assistant Coaches Darrell Walker, Kenny Gattison and David Miller had been extended through the 2006-07 season.

2007-08

June 12, 2007	Hired Charlie Parker as assistant coach.
June 28, 2007	Drafted forward Julian Wright (Kansas) with the 13th overall pick and guard Adam Haluska (Iowa) with the 43rd overall pick in the 2007 NBA Draft.
July 2, 2007	Hired Paul Pressey as assistant coach.
July 7, 2007	Signed first round draft pick Julian Wright and second round pick Adam Haluska to contracts.
July 23, 2007	Signed free agent guard Morris Peterson.
July 24, 2007	Announced Gary Chouest as a minority owner.
August 8, 2007	Re-signed guard Jannero Pargo.
September 13, 2007	Signed free agent forward/center Melvin Ely.
September 29, 2007	Acquired David Wesley from the Cleveland Cavaliers in exchange for Cedric Simmons.
February 21, 2008	Acquired Bonzi Wells, Mike James and cash considerations (from Houston) in a three-team trade that sent Bobby Jackson, Adam Haluska, a 2008 second-round draft pick (from New Orleans) and the rights to Sergei Lishouk (from Memphis) to Houston, and forward Marcus Vinicius, the rights to Malick Badiane and cash considerations (from Houston) to Memphis.
March 5, 2008	Signed forward/center Chris Andersen.

2008-09

May 28, 2008	Signed head coach Byron Scott to a contract extension.
June 26, 2008	Drafted forward Darrell Arthur (Kansas) with the 27th overall pick then traded Arthur's draft rights to Portland for cash considerations.
July 9, 2008	Signed guard Chris Paul to a contract extension.
July 23, 2008	Signed guard/forward James Posey.
August 22, 2008	Signed guard/forward Devin Brown.
August 26, 2008	Signed forward/center Sean Marks.
October 25, 2008	Hornets exercise fourth-year option on Hilton Armstrong and third-year option on Julian Wright.
December 10, 2008	Acquire guard Antonio Daniels from Washington in exchange for Mike James.
January 23, 2009	Sign forward Anthony Tolliver to a 10-day contract

2009-10

June 5, 2009	Announced that assistant coach Kenny Gattison will not return to the team.
June 25, 2009	Drafted guard Darren Collison (UCLA) with the 21st overall pick and acquired the draft rights to 43rd overall pick Marcus Thornton (LSU) from the Miami Heat for two future second round picks in the 2009 NBA Draft.

July 8, 2009	Signed draft picks Darren Collison and Marcus Thornton.
July 13, 2009	Named Rob Werdann assistant coach.
July 27, 2009	Signed free agent forward/center Ike Diogu.
July 28, 2009	Acquired center Emeka Okafor of the Charlotte Bobcats in exchange for center Tyson Chandler.
August 6, 2009	Named Robert Pack assistant coach.
August 12, 2009	Acquired a future second round pick from the Los Angeles Clippers in exchange for Rasual Butler.
August 27, 2009	Re-signed forward/center Sean Marks.
September 9, 2009	Acquired Bobby Brown and Darius Songaila from the Minnesota Timberwolves in exchange for Antonio Daniels and a 2014 second round draft pick.
September 28, 2009	Signed Larry Owens and Earl Barron to training camp contracts.
October 21, 2009	Waived Larry Owens and Earl Barron.
October 26, 2009	Exercised fourth-year option on Julian Wright.
November 12, 2009	Byron Scott relieved of head coaching duties; Jeff Bower named Head Coach; Tim Floyd added as Lead Assistant Coach.
January 11, 2010	Acquired conditional second round draft pick in 2016 from Sacramento in exchange for Hilton Armstrong.
January 25, 2010	Acquired Aaron Gray in exchange for Devin Brown.
January 26, 2010	Acquired conditional second round draft pick in 2014 from L.A. Clippers for Bobby Brown.
February 5, 2010	Signed Jason Hart to 10-day contract.
April 20, 2010	Jeff Bower steps down as head coach and resumes sole focus on General Manager duties.

2010-11

June 7, 2010	Monty Williams named Head Coach
June 30, 2010	Michael Malone, Bryan Gates and James Borrego named Assistant Coaches.
July 8, 2010	Acquired draft rights to Craig Brackins and Quincy Pondexter from Oklahoma City in exchange for the draft rights to Cole Aldrich and Morris Peterson.
July 13, 2010	General Manager Jeff Bower resigns.
July 27, 2010	Dell Demps named General Manager.
August 4, 2010	Randy Ayers and Fred Vinson named Assistant Coaches; Michael Malone named Lead Assistant Coach
August 11, 2010	Tim Connelly hired as Assistant General Manager and Gerald Madkins hired as Vice President of Player Personnel today.
August 11, 2010	Acquired Trevor Ariza from the Houston Rockets in a trade that sent James Posey and Darren Collison from New Orleans to Indiana, Courtney Lee from New Jersey to Houston and Troy Murphy from Indiana to New Jersey.
August 11, 2010	Acquired Marco Belinelli from Toronto in exchange for Julian Wright.
August 31, 2010	Mark Cranston named Head Athletic Trainer, Carlos Daniel named Strength Coach and Adam Tatalovich named Video Coordinator.
September 7, 2010	Signed free agent Mustafa Shakur.
September 17, 2010	Signed free agents D.J. Strawberry and Darryl Watkins; announced hiring of scouts David Booth, John Caridio and Terrance "Doc" Martin.
September 20, 2010	Signed free agent Joe Alexander.
September 23, 2010	Acquired Willie Green and Jason Smith from Philadelphia in exchange for Darius Songaila and Craig Brackin
September 24, 2010	Signed free agents Jannero Pargo and Pops Mensah-Bonsu.
October 5, 2010	Released Jannero Pargo.
October 15, 2010	Signed free agent D.J. Mbenga.
October 18, 2010	Acquired Curtis Jerrells, waived Mustafa Shakur and Darryl Watkins.
October 20, 2010	Waived D.J. Strawberry.
October 23, 2010	Acquired Jerryd Bayless from the Portland Trail Blazers in exchange for a conditional first round pick.
October 24, 2010	Waived Curtis Jerrells.
November 13, 2010	Waived Joe Alexander.
November 19, 2010	Traded Jerryd Bayless and Peja Stojakovic to Toronto in exchange for Jarrett Jack, Marcus Banks and David Andersen.
January 4, 2011	Waived Pops Mensah-Bonsu.
February 4, 2011	Signed Sasha Pavlovic to a 10-day contract.
February 23, 2011	Acquired Carl Landry from the Sacramento Kings for Marcus Thornton and cash considerations.
March 9, 2011	Signed Jerel McNeal to a 10-day contract.
March 26, 2010	Signed Patrick Ewing Jr. to a 10-day contract.
April 5, 2011	Signed Patrick Ewing Jr. for the remainder of season.

2011-12

June 23, 2011	Trade the rights to forward/center Jonathan Harrelson (45th overall pick in the 2011 NBA Draft) to the New York Knicks for financial considerations.
June 27, 2011	Forward David West declines player option for the 2011-12 season and becomes a free agent.; center Aaron Gray declines player option for the 2011-12 season and becomes a free agent.
June 30, 2011	Extend qualifying offer to guard Marco Belinelli for the 2011-12 season.

July 7, 2011	Reigning NBA G League champion Iowa Energy named new Hornets D-League affiliate.
August 2, 2011	Dave Hanners named assistant coach, Randy Ayers promoted to lead assistant.
December 9, 2011	Hornets sign nine free agents (Brian Butch, Justin Dentmon, Jerome Dyson, Moses Ehambe, Carldeil Johnson, Trey Johnson, DaJuan Summers, Trey Johnson and Terrico White) to training camp roster.
December 13, 2011	Guard Marco Belinelli signs qualifying offer.
December 13, 2011	Waive forward Patrick Ewing Jr.
December 14, 2011	Acquire forward Al-Farouq Aminu, guard Eric Gordon, center Chris Kaman and the more favorable of the 2012 first round picks between the Los Angeles Clippers and Minnesota Timberwolves from the Clippers in exchange for guard Chris Paul and two 2015 2nd round picks.
December 17, 2011	Re-sign free agent forward Carl Landry and forward/center Jason Smith...waive guards Justin Dentmon, Terrico White and Moses Ehambe.
December 19, 2011	Waive forward David Andersen.
December 23, 2011	Sign forward/center Gustavo Ayon...waive center Brian Butch.
December 24, 2011	Acquire guard Greivis Vasquez from the Memphis Grizzlies for forward Quincy Pondexter; Waive guard Jerome Dyson.
December 31, 2011	Waive forward Lance Thomas.
January 4, 2012	Acquire guard Xavier Henry from the Memphis Grizzlies as part of a three-team trade in exchange for a 2013 2nd round pick.
January 27, 2012	Waive guard Trey Johnson.
February 6, 2012	Sign forward Lance Thomas to a 10-day contract.
February 7, 2012	Waive guard Carldeil 'Squeaky' Johnson and forward DaJuan Summers.
February 8, 2012	Sign guard Donald Sloan to a 10-day contract.
February 15, 2012	Sign forward Solomon Jones to a 10-day contract.
February 16, 2012	Sign forward Lance Thomas to a second 10-day contract.
February 20, 2012	Sign guard Donald Sloan to a second 10-day contract.
February 27, 2012	Sign forward Lance Thomas for the remainder of the season; sign center Solomon Jones to a second 10-day contract.
March 9, 2012	Sign center Jeff Foote to a 10-day contract.
March 18, 2012	Assign guard Xavier Henry to the Iowa Energy of the NBA G League.
March 19, 2012	Recall guard Xavier Henry from the Iowa Energy of the NBA G League.
March 20, 2012	Claim center Chris Johnson off waivers.
April 10, 2012	Sign guard Jerome Dyson to a 10-day contract.
April 18, 2012	Sign center Darryl Watkins for the remainder of the season; waive center Chris Johnson.
April 20, 2012	Sign guard Jerome Dyson for the remainder of the season.

2012-13

June 15, 2012	Tom Benson's purchase of the franchise is approved by the NBA's Board of Governors.
June 20, 2012	Acquire forward Rashard Lewis and the 46th pick in the 2012 NBA Draft from the Washington Wizards in exchange for center Emeke Okafor and forward Trevor Ariza.
June 28, 2012	Extend qualifying offer to guard Eric Gordon, making him a restricted free agent.
June 28, 2012	Draft forward Anthony Davis (Kentucky) with the first overall pick, guard Austin Rivers (Duke) with the 10th pick and forward Darius Miller (Kentucky) 46th overall in the 2012 NBA Draft.
June 30, 2012	Waive forward Rashard Lewis.
July 11, 2012	Acquire forward Ryan Anderson from the Orlando Magic in exchange for forward/center Gustavo Ayon; acquire forward/center Edin Bacvic from the Philadelphia 76ers in a three-way deal that sent guard Jarrett Jack to the Golden State Warriors and center Darryl Watkins to the 76ers, while forward Dorell Wright went from Golden State to Philadelphia.
July 13, 2012	Acquire center Brad Miller, the Brooklyn Nets' 2013 second round pick and the Minnesota Timberwolves' 2016 second round pick from Minnesota in exchange for the New Orleans' protected second round pick in 2017.
July 14, 2012	Match the Phoenix Suns' offer to restricted free agent guard Eric Gordon.
July 24, 2012	Sign 2012 draft picks forward Anthony Davis and guard Austin Rivers.
July 27, 2012	Acquire center Robin Lopez, forward Hakim Warrick and cash considerations from the Phoenix Suns in exchange for guard Jerome Dyson and center Brad Miller, with two second round picks (acquired in the July 13 trade) going to Minnesota as part of the three-team deal that sent forward Wesley Johnson and a first round pick from Minnesota to Phoenix.
August 4, 2012	Sign guard Roger Mason, Jr.
August 16, 2012	Sign guard Brian Roberts.
August 19, 2012	Sign Head Coach Monty Williams to a contract extension.
September 6, 2012	Sign second round pick Darius Miller.
October 1, 2012	Sign free agents Solomon Alabi, Dominique Morrison and Chris Wright for training camp roster.
October 8, 2012	Waive training camp invitee Domonique Morrison.
October 24, 2012	Waive training camp invitees Solomon Alabi and Chris Wright.

November 13, 2012	Acquire guard Matt Carroll from the Charlotte Bobcats in exchange for forward Hakim Warrick.
November 20, 2012	Waive guard Matt Carroll.
December 16, 2012	Sign forward Dominic McGuire
January 4, 2013	Waive forward Dominic McGuire
January 7, 2013	Sign guard Donald Sloan to 10-day contract.
March 3, 2013	Sign forward/center Henry Sims to 10-day contract.
March 8, 2013	Sign guard Terrel Harris to 10-day contract.
March 12, 2013	Sign center Lou Amundson for the remainder of the season.
March 18, 2013	Sign guard Terrel Harris to second 10-day contract.
March 28, 2013	Sign guard Terrel Harris for the remainder of the season.

2013-14

June 27, 2013	Draft center Nerlens Noel (Kentucky) with the sixth overall pick in the 2014 NBA Draft.
July 10, 2013	Waive forward Lance Thomas; Renounce rights to Louis Amundson, Xavier Henry and Roger Mason, Jr.; Sign free agents Al-Farouq Aminu and Greg Stiemsma; Acquire Tyreke Evans (from Sacramento) and drafts rights to Jeff Withey (from Portland) in a three team trade that sent Robin Lopez and Terrel Harris (from New Orleans) to Portland, and Greivis Vasquez (from New Orleans), a 2016 second round pick, a future second round pick and cash considerations (from Portland) to Sacramento.
July 12, 2013	Acquired Jrue Holiday and the draft rights to Pierre Jackson from Philadelphia in exchange for the draft rights to Nerlens Noel and a 2014 first round pick.
July 18, 2013	Sign free agent Anthony Morrow.
July 30, 2013	Sign center Jeff Withey to a contract.
August 22, 2013	Sign forwards Lance Thomas and Arinze Onuaku to contracts.
November 12, 2013	Sign forwards Josh Childress and Lou Amundson, waive forwards Lance Thomas and Arinze Onuaku.
December 11, 2013	Waive forward Josh Childress.
December 20, 2013	Sign center Alexis Ajinca.
December 31, 2013	Waive Lou Amundson.
January 21, 2014	Acquire guard Tyshawn Taylor from the Brooklyn Nets in exchange for the draft rights to Edin Bavecic.
January 23, 2014	Waive Tyshawn Taylor.
February 4, 2014	Sign forward Luke Babbitt.
April 11, 2014	Sign forward James Southerland.
April 14, 2014	Sign forward Melvin Ely, Waive center Greg Stiemsma.

2014-15

June 28, 2014	Acquire the draft rights to guard Russ Smith from the Philadelphia 76ers in exchange for the rights to guard Pierre Jackson.
July 11, 2014	Acquire forward Alonzo Gee from Cleveland in exchange for future draft considerations.
July 13, 2014	Acquire guard Scotty Hopson from Charlotte in exchange for cash considerations.
July 15, 2014	Acquire center Omer Asik, forward Omri Casspi and cash considerations from Houston in a three-team trade that sent forward Alonzo Gee, guard Scotty Hopson and a 2015 protected first-round draft pick to Houston and center Melvin Ely to the Washington Wizards, while forward Trevor Ariza went from Washington to Houston.
July 22, 2014	Sign free agent guard Jimmer Fredette.
July 23, 2014	Waive forward Omri Casspi.
July 24, 2014	Sign forward Patric Young.
July 26, 2014	Re-sign free agent forward Darius Miller.
August 26, 2014	Sign free agent forward John Salmons.
September 26, 2014	Sign guard Dionte Christmas, forward Kevin Jones, and center Vernon Macklin.
October 1, 2014	Sign guard D.J. Stephens.
October 9, 2014	Waive center Vernon Macklin.
October 17, 2014	Waive guard Dionte Christmas.
October 24, 2014	Waive forward Kevin Jones and guard D.J. Stephens.
October 24, 2014	Exercise fourth year option on forward Anthony Davis.
November 30, 2014	Waive forward Darius Miller and forward Patric Young.
December 4, 2014	Sign forward Dante Cunningham.
December 5, 2014	Sign guard Gal Mekel.
December 19, 2014	Waive guard Gal Mekel.
January 12, 2015	Acquire guard/forward Quincy Pondexter from Memphis in a three-team trade that sent guard Austin Rivers to Boston and guard Russ Smith to Memphis.
January 14, 2015	Sign guard Nate Wolters to a 10-day contract.
January 24, 2015	Sign guard Nate Wolters to a second 10-day contract.
February 4, 2015	Sign guard Toney Douglas to a 10-day contract.

February 18, 2015	Sign guard Toney Douglas to second 10-day contract.
February 19, 2015	Waive guard Toney Douglas; Acquire guard Norris Cole, center Justin Hamilton, and forward Shawne Williams from Miami as part of a three team trade that sent forward John Salmons to Phoenix; Acquire guard Ish Smith, rights to forward Latavius Williams, cash and draft considerations from Oklahoma City in exchange for draft considerations. Waive guard Ish Smith.
February 22, 2015	Waive forward Shawne Williams.
March 3, 2015	Waive center Justin Hamilton.
March 4, 2015	Sign guard Elliot Williams to a 10-day contract.
March 14, 2015	Sign guard Elliot Williams to a second 10-day contract.
March 24, 2015	Re-sign guard Toney Douglas.
May 12, 2015	Monty Williams relieved of his duties as Head Coach.
May 30, 2015	Alvin Gentry named Head Coach.

2015-16

June 25, 2015	Draft forward Branden Dawson (Michigan State) with 56th overall pick, trade the rights of Branden Dawson to the Los Angeles Clippers for Cash Considerations.
July 9, 2015	Sign forward Anthony Davis to contract extension, re-sign forward Dante Cunningham and centers Alexis Ajinca and Omer Asik to contracts.
July 16, 2015	Sign guard Alonzo Gee.
July 20, 2015	Re-sign forward Luke Babbitt.
July 28, 2015	Sign center Kendrick Perkins.
July 31, 2015	Waive guard Toney Douglas.
August 20, 2015	Sign guard Bryce Dejean-Jones.
September 10, 2015	Sign guard Sean Kilpatrick.
September 17, 2015	Re-sign guard Norris Cole. September 23, 2015 Sign forward Jeff Adrien, guard/forward Chris Douglas-Roberts and guard Corey Webster.
October 11, 2015	Sign center Jerome Jordan
October 14, 2015	Sign center Mirza Begić
October 15, 2015	Waive guard Corey Webster, sign guard Bo McCalebb
October 16, 2015	Waive centers Mirza Begić and Jerome Jordan, sign guard Nate Robinson
October 23, 2015	Waive guards Sean Kilpatrick and Chris Douglas-Roberts
October 24, 2015	Waive forward Jeff Adrien and guards Bryce Dejean-Jones and Bo McCalebb
October 26, 2015	Sign guard Ish Smith
October 29, 2015	Waive guard Nate Robinson
October 30, 2015	Sign guard Toney Douglas
November 10, 2015	Sign guard Jimmer Fredette
November 19, 2015	Waive guard Jimmer Fredette
December 24, 2015	Trade Ish Smith to Philadelphia in exchange for two second-round draft picks.
January 21, 2016	Sign guard Bryce Dejean-Jones to 10-day contract
February 1, 2016	Sign guard Bryce Dejean-Jones to second 10-day contract
February 18, 2016	Acquire forward Jarnell Stokes and cash considerations from Miami in exchange for future second round draft pick
February 19, 2016	Re-sign guard Bryce Dejean-Jones, waive forward Jarnell Stokes
March 9, 2016	Sign guard Orlando Johnson to 10-day contract
March 16, 2016	Sign guard Tim Frazier to 10-day contract
March 25, 2016	Sign forward Jordan Hamilton to 10-day contract
March 26, 2016	Sign guard Tim Frazier for remainder of the 2015-16 season
March 30, 2016	Sign forward James Ennis to 10-day contract
April 4, 2016	Sign forward Jordan Hamilton for remainder of the 2015-16 season
April 9, 2016	Sign forward James Ennis for remainder of the 2015-16 season
June 8, 2016	Name Danny Ferry Basketball Operations Special Advisor

2016-17

June 23, 2016	Draft guard Buddy Hield (Oklahoma) with the sixth overall pick in the 2016 NBA Draft...Acquire the draft rights to Cheick Diallo (Kansas) from the Los Angeles Clippers in exchange for the draft rights to David Michineau (France) and Diamond Stone (Maryland)
July 10, 2016	Trade forward Luke Babbitt to Miami in exchange for a second-round draft pick and cash considerations
July 12, 2016	Waive guard Toney Douglas
July 21, 2016	Sign forward Solomon Hill and guards Langston Galloway and E'Twaun Moore.
July 22, 2016	Sign 2016 Draft Picks Buddy Hield and Cheick Diallo, sign forward Terrence Jones, re-sign guard/forward Alonzo Gee and guard Tim Frazier
August 12, 2016	Sign guard Shawn Dawson

September 14, 2016 Sign guard Lance Stephenson
 September 22, 2016 Sign forward Chris Copeland and center Robert Sacre
 September 24, 2016 Sign guard Quinn Cook
 October 3, 2016 Waive forward Chris Copeland
 October 17, 2016 Sign guard/forward Quincy Ford
 October 21, 2016 Waive guard Shawn Dawson and center Robert Sacre
 October 22, 2016 Waive guard Quinn Cook and guard/forward Quincy Ford
 October 24, 2016 Waive guard Alonzo Gee
 November 7, 2016 Waive guard Lance Stephenson, sign guard Archie Goodwin
 November 10, 2016 Assign forward Cheick Diallo to Austin Spurs (NBA G League)
 November 20, 2016 Waive guard Archie Goodwin
 November 21, 2016 Sign guard/forward Anthony Brown
 September 24, 2016 Sign guard Quinn Cook
 October 3, 2016 Waive forward Chris Copeland
 October 17, 2016 Sign guard/forward Quincy Ford
 October 21, 2016 Waive guard Shawn Dawson and center Robert Sacre
 October 22, 2016 Waive guard Quinn Cook and guard/forward Quincy Ford
 October 24, 2016 Waive guard Alonzo Gee
 November 7, 2016 Waive guard Lance Stephenson, sign guard Archie Goodwin
 November 10, 2016 Assign forward Cheick Diallo to Austin Spurs (NBA G League)
 November 20, 2016 Waive guard Archie Goodwin
 November 21, 2016 Sign guard/forward Anthony Brown
 November 27, 2016 Recall forward Cheick Diallo from Austin Spurs (NBA G League)
 December 2, 2016 Assign forward Cheick Diallo to Austin Spurs (NBA G League)
 December 7, 2016 Recall forward Cheick Diallo from Austin Spurs (NBA G League)
 December 9, 2016 Waive guard/forward Anthony Brown
 December 10, 2016 Sign guard/forward Reggie Williams
 January 1, 2017 Waive guard/forward Reggie Williams
 January 3, 2017 Sign forward/center Donatas Motiejunas
 January 10, 2017 Assign forward Cheick Diallo to Long Island Nets (NBA G League)
 January 12, 2017 Recall forward Cheick Diallo from Long Island Nets (NBA G League)
 January 30, 2017 Assign forward Cheick Diallo to Greensboro Swarm (NBA G League)
 February 15, 2017 Recall forward Cheick Diallo from Greensboro Swarm (NBA G League)
 February 20, 2017 Acquire forwards DeMarcus Cousins and Omri Casspi from Sacramento in exchange for guards Buddy Hield, Tyreke Evans, Langston Galloway and draft picks
 February 23, 2017 Waive forward Terrence Jones
 February 23, 2017 Sign guard/forward Hollis Thompson to 10-day contract
 February 24, 2017 Sign guard Jarrett Jack to 10-day contract
 February 25, 2017 Waive forward Omri Casspi
 February 25, 2017 Sign guard Reggie Williams to 10-day contract
 March 3, 2017 Assign forward Cheick Diallo to Greensboro Swarm (NBA G League)
 March 5, 2017 Sign guard/forward Hollis Thompson to second 10-day contract
 March 5, 2017 Recall forward Cheick Diallo from Greensboro Swarm (NBA G League)
 March 6, 2017 Sign guard Jordan Crawford to 10-day contract
 March 8, 2017 Sign guard Wayne Selden Jr. to 10-day contract
 March 9, 2017 Assign forward Cheick Diallo to Greensboro Swarm (NBA G League)
 March 16, 2017 Sign guard Jordan Crawford for remainder of 2016-17 season
 March 17, 2017 Recall forward Cheick Diallo from Greensboro Swarm (NBA G League)
 March 19, 2017 Sign guard Quinn Cook to 10-day contract
 March 21, 2017 Assign forward Cheick Diallo to Greensboro Swarm (NBA G League)
 March 26, 2017 Recall forward Cheick Diallo from Greensboro Swarm (NBA G League)
 March 29, 2017 Sign guard Quinn Cook to second 10-day contract
 April 8, 2017 Sign guard Quinn Cook for remainder of 2016-17 season
 April 8, 2017 Sign guard/forward Axel Toupane for remainder of 2016-17 season

2017-18

June 6, 2017 Chris Finch named Assistant Coach
 June 21, 2017 Acquire the 52nd overall pick in the 2017 NBA draft from Washington in exchange for guard Tim Frazier
 June 22, 2017 Acquire the draft rights to Frank Jackson (Duke) from Charlotte in exchange for the draft rights to Dwayne Bacon (Florida State) and cash considerations... Acquire cash considerations from Indiana in exchange for the draft rights to Edmond Sumner (Xavier)

July 6, 2017 Re-sign guard Jruce Holiday to multi-year contract.
 July 11, 2017 Sign 2017 draft pick Frank Jackson
 July 20, 2017 Sign free agent guard Rajon Rondo
 July 25, 2017 Waive guard Quinn Cook and guard/forward Axel Toupane
 July 27, 2017 Sign free agent forward Darius Miller
 August 2, 2017 Sign free agent guard Charles Cooke and free agent forward Jalen Jones to two-way contracts
 August 3, 2017 Sign free agent guard Ian Clark
 September 1, 2017 Acquire the rights to forward/center Ater Majok from Chicago in exchange for guard/forward Quincy Pondexter, a future second draft pick and cash considerations
 September 15, 2017 Sign free agent guard/forward Tony Allen
 September 25, 2017 Re-sign forward Dante Cunningham, sign forwards Cliff Alexander, Perry Jones and Martell Webster
 October 14, 2017 Waive forwards Cliff Alexander and Perry Jones
 October 22, 2017 Waive guard Jordan Crawford; sign free agent guard Jameer Nelson
 October 28, 2017 Sign free agent forward Josh Smith
 October 31, 2017 Transfer Jalen Jones and Charles Cooke to Greensboro Swarm (G League)
 November 10, 2017 Waive forward Josh Smith
 November 11, 2017 Recall Jalen Jones and Charles Cooke from Greensboro Swarm (G League)
 November 20, 2017 Transfer Jalen Jones and Charles Cooke to Greensboro Swarm (G League)
 November 27, 2017 Recall Jalen Jones and Charles Cooke from Greensboro Swarm (G League)
 November 28, 2017 Transfer Jalen Jones and Charles Cooke to Greensboro Swarm (G League)
 December 11, 2017 Recall Jalen Jones and Charles Cooke from Greensboro Swarm (G League)
 December 14, 2017 Transfer Jalen Jones and Charles Cooke to Greensboro Swarm (G League)
 December 18, 2017 Recall Charles Cooke from Greensboro Swarm (G League)
 December 19, 2017 Transfer Jalen Jones to Texas Legends (G League)
 December 24, 2017 Transfer Charles Cooke to Greensboro Swarm (G League)
 January 8, 2018 Waive forward Jalen Jones
 January 10, 2018 Sign free agent guard DeAndre Liggins to 10-day contract
 January 14, 2018 Sign free agent guard Mike James to two-way contract
 January 19, 2018 Transfer Charles Cooke to Salt Lake City Stars (G League)
 January 20, 2018 Sign guard DeAndre Liggins to second 10-day contract
 January 30, 2018 Recall Charles Cooke from Salt Lake City Stars (G League)
 February 1, 2018 Acquire forward Nikola Miročić and a 2018 second-round draft pick from Chicago in exchange for center Omer Asik, guards Tony Allen and Jameer Nelson, a 2018 first-round draft pick and the right to trade 2021 second-round draft picks
 February 3, 2018 Sign free agent forward/center Emeka Okafor to 10-day contract
 February 5, 2018 Sign guard DeAndre Liggins to multi-year contract
 February 5, 2018 Transfer Charles Cook to Salt Lake City Stars (G League)
 February 8, 2018 Acquire guard Rashad Vaughn from Brooklyn in exchange for forward Dante Cunningham
 February 10, 2018 Waive guards Mike James and Rashad Vaughn
 February 12, 2018 Recall Charles Cooke from Salt Lake City Stars (G League)
 February 14, 2018 Sign forward/center Emeka Okafor to second 10-day contract
 February 21, 2018 Sign guard Walter Lemon, Jr. to 10-day contract
 February 26, 2018 Sign forward/center Emeka Okafor
 March 4, 2018 Sign guard Walter Lemon, Jr. to second 10-day contract
 March 15, 2018 Sign guard Larry Drew II to 10-day contract
 March 26, 2018 Sign guard Larry Drew to a second 10-day contract
 April 5, 2018 Sign guard Jordan Crawford
 June 7, 2018 Extend the contract of Head Coach Alvin Gentry through the 2020-21 season
 June 21, 2018 Select guard Tony Carr (Penn State) with the 51st pick in the 2018 NBA Draft
 July 9, 2018 Sign free agent guard Elfrid Payton and free agent forward Julius Randle, re-sign guard Ian Clark
 July 17, 2018 Sign free agent guard Trevon Bluiett to two-way contract
 July 24, 2018 Sign free agent forwards Garlon Green and Kenrich Williams
 July 27, 2018 Sign free agent guard Troy Williams
 August 9, 2018 Sign free agent center Jahlil Okafor
 August 31, 2018 Waive guard DeAndre Liggins
 September 4, 2018 Sign free agent guard Darius Morris
 September 19, 2018 Waive center Emeka Okafor, sign free agent guard Jarrett Jack
 September 29, 2018 Sign free agent center Brandon McCoy
 October 12, 2018 Waive center Brandon McCoy and guard Darius Morris
 October 13, 2018 Waive forward Garlon Green and guard Jarrett Jack
 October 15, 2018 Acquire forward Wesley Johnson from the LA Clippers in exchange for center Alexis Ajinca
 October 17, 2018 Claim guard Tim Frazier off Waivers, waive forward Troy Williams

October 22, 2018	Transfer Trevon Bluiett to Westchester Knicks (G League)
November 22, 2018	Assign Kenrich Williams to Westchester Knicks (G League)
November 26, 2018	Recall Kenrich Williams from Westchester Knicks (G League)
December 1, 2018	Assign Kenrich Williams to Westchester Knicks (G League)
December 4, 2018	Assign Frank Jackson to Texas Legends (G League)
December 5, 2018	Sign guard Andrew Harrison to two-way contract
December 6, 2018	Recall Kenrich Williams from Westchester Knicks (G League)
December 11, 2018	Recall Frank Jackson from Texas Legends (G League)
December 14, 2018	Assign Frank Jackson and Kenrich Williams to Texas Legends (G League)
December 15, 2018	Recall Frank Jackson from Texas Legends (G League)
December 16, 2018	Recall Kenrich Williams from Texas Legends (G League)
December 28, 2018	Transfer Trevon Bluiett from Westchester Knicks (G League)
January 2, 2019	Transfer Trevon Bluiett to Salt Lake City Stars (G League)
January 8, 2019	Waive guard Andrew Harrison
February 3, 2019	Transfer Trevon Bluiett from Salt Lake City Stars (G League)
February 7, 2019	Acquire forward Markieff Morris and 2023 second round draft pick from Washington in exchange for forward Wesley Johnson; Acquire forward Stanley Johnson, center Jason Smith and four second-round draft picks from Milwaukee in exchange for forward Nikola Mirovic
February 8, 2019	Waive forward Markieff Morris
February 15, 2019	Relieve Dell Demps of duties as General Manager, name Danny Ferry Interim General Manager
February 28, 2019	Waive guard Tim Frazier
March 2, 2019	Sign guard Dairis Bertans
March 20, 2019	Claim forward Christian Wood off waivers; waive center Jason Smith
April 17, 2019	Name David Griffin Executive Vice President of Basketball Operations
May 8, 2019	Name Aaron Nelson Vice President of Player Care & Performance
May 19, 2019	Name Trajan Langdon General Manager
June 10, 2019	Name Swin Cash Vice President of Basketball Operations & Team Development
June 17, 2019	Sign Head Coach Alvin Gentry to contract extension
June 20, 2019	Sign Center Jahliil Okafor to contract extension; Draft Zion Williamson (Duke) with first overall pick, Alen Smalagic (Santa Cruz - G League) with 39th overall pick and Jordan Bone (Tennessee) with the 57th overall pick in the 2019 NBA Draft; Trade rights to Alen Smalagic to Golden State in exchange for a 2021 and 2023 second round draft pick

2019-20

July 1, 2019	Sign Zion Williamson
July 6, 2019	Acquire guards Lonzo Ball and Josh Hart, forward Brandon Ingram and draft rights to De'Andre Hunter from the Los Angeles Lakers in exchange for forward/center Anthony Davis as part of three-team trade with Washington
July 7, 2019	Acquire draft rights to Nickeil Alexander-Walker, Jaxson Hayes and Marcos Louzada Silva from Atlanta in exchange for the draft rights to De'Andre Hunter, Jordan Bone, forward Solomon Hill and a future second-round draft pick; Acquire center Derrick Favors from Utah in exchange for a 2021 and 2023 second-round draft pick (via Golden State); Sign Nickeil Alexander-Walker and Jaxson Hayes
July 15, 2019	Sign free agent guard JJ Redick
July 21, 2019	Re-sign forward Darius Miller
July 24, 2019	Sign free agents Zylan Cheatham and Josh Gray to two-way contracts
July 25, 2019	Sign free agent forward Nicolo Melli
September 13, 2019	Promote Chris Finch to Associate Head Coach - Offense...Name Jeff Zdelik Associate Head Coach - Defense...Name Jamelle McMillan Assistant Coach...Promote Joe Boylan to Assistant Coach/Director of Player Development...Name Michael Ruffin Assistant Coach/Player Development
September 24, 2019	Sign free agents Jalen Adams, Javon Bess and Kavell Bigby-Williams
September 26, 2019	Name AJ Diggs and Teresa Weatherspoon as Two-Way Player Development Coaches
October 19, 2019	Waive guards Jalen Adams and Javon Bess and center Kavell Bigby-Williams
October 25, 2019	Exercise fourth-year options on guards Lonzo Ball and Josh Hart
July 6, 2020	Sign free agent guard Sindarius Thornwell as a replacement player
August 15, 2020	Relieve Alvin Gentry of Head Coaching duties
October 22, 2020	Name Stan Van Gundy Head Coach
November 16, 2020	Name Bob Beyer, Casey Hill and Rex Walters assistant coaches...Promote Teresa Weatherspoon to assistant coach...Name Corey Brewer and Beno Udrih as player development coaches

2020-21

November 18, 2020	Select Kira Lewis Jr. (Alabama) with 13th overall pick, Elijah Hughes (Syracuse) with 39th overall pick, Nick Richards (Kentucky) with 42nd overall pick and Sam Merrill (Utah State) with 60th overall pick in 2020 NBA Draft...Trade draft rights to Elijah Hughes to Utah in exchange for a 2022 second round draft pick...Trade draft rights to Nick Richards to
-------------------	--

November 24, 2020	Charlotte in exchange for a 2024 second round draft pick. Acquire center Steven Adams (via Oklahoma City) and guard Eric Bledsoe (via Milwaukee), as well as two future first round draft picks and the rights to swap two additional first round picks from Milwaukee in exchange for guard Jrue Holiday (to Milwaukee), guard Josh Gray and forwards Zylan Cheatham, Darius Miller and Kenrich Williams (to Oklahoma City), as well as two future second-round draft picks (2023 via Washington, 2024 via Charlotte) as part of a four-team trade with Denver, Milwaukee and Oklahoma City...Sign center Steven Adams to contract extension.
November 30, 2020	Re-sign forward Brandon Ingram...Sign Guard Kira Lewis Jr...Sign free agent forward Wenyen Gabriel...Sign free agent center Willy Hernangomez
December 1, 2020	Re-sign guard Sindarius Thornwell
December 2, 2020	Sign free agent center Will Magnay to two-way contract...Sign free agent center Ike Anigbogu...Sign free agent guard Tony Carr...Sign free agent forward Jarrod Uthoff
December 8, 2020	Sign free agent forward Najj Marshall to two-way contract
December 19, 2020	Waive guards Rawle Alkins and Tony Carr, forward Jarrod Uthoff and center Ike Anigbogu
February 23, 2021	Waive guard Sindarius Thornwell
February 24, 2021	Sign guard Sindarius Thornwell to 10-day contract
March 3, 2021	Assign forward Wenyen Gabriel to Erie BayHawks of NBA G League
March 10, 2021	Recall forward Wenyen Gabriel from Erie BayHawks of NBA G League...Sign guard Sindarius Thornwell to second 10-day contract
March 26, 2021	Acquire forward James Johnson, guard/forward Wes Iwundu and a 2021 second-round draft pick from Dallas in exchange for guard JJ Redick and forward Nicolò Melli
April 3, 2021	Sign free agent guard Isaiah Thomas to 10-day contract
April 12, 2021	Sign free agent James Nunnally to two-way contract...Waive Will Magnay
April 27, 2021	Sign guard Didi Louzada
May 7, 2021	Sign forward Najj Marshall to multi-year contract

2021-22

June 16, 2021	Mutually agree to part ways with Stan Van Gundy
July 22, 2021	Name Willie Green Head Coach
July 29, 2021	Selected Ziaire Williams (Stanford) with 10th overall pick, Herb Jones (Alabama) with 35th overall pick, Jared Butler (Baylor) with 40th overall pick, and Greg Brown III (Texas) with 43rd overall pick of the 2021 NBA Draft...Trade draft rights to Greg Brown to Portland in exchange for a 2026 second round draft pick and cash considerations
August 4, 2021	Name Jarron Collins as assistant coach and Mike D'Antoni as coaching advisor
August 7, 2021	Acquire center Jonas Valančiūnas and the draft rights to 2021 first round pick Trey Murphy III (17th overall) and 2021 second round pick Brandon Boston (51st overall) from Memphis and guard Devonte' Graham from Charlotte in exchange for center Steven Adams, guard Eric Bledsoe, the draft rights to 2021 first round pick Ziaire Williams (10th overall) and 2021 second round pick Jared Butler (40th overall), and a protected 2022 first round pick to Memphis and forward Wes Iwundu, a future protected first round draft pick, and cash considerations to Charlotte...Trade the draft rights to Brandon Boston to the Los Angeles Clippers in exchange for a protected 2022 second-round draft pick (via Sacramento) and cash considerations
August 8, 2021	Acquired guard Tomáš Satoranský, guard Garrett Temple, a 2024 second round pick, and cash considerations from Chicago in exchange for guard Lonzo Ball
August 10, 2021	Sign forward Trey Murphy III
August 16, 2021	Re-signed center Willy Hernangómez and guard Didi Louzada...Sign forward Herbert Jones
August 19, 2021	Re-signed guard Josh Hart...Signed guard Jose Alvarado and forward Daulton Hommes to two-way contracts
October 9, 2021	Waived forward Zylan Cheatham and guard Jared Harper...Signed center James Banks and guard Malcolm Hill
October 12, 2021	Waived center James Banks, guard Malcolm Hill and forward Wenyen Gabriel
October 13, 2021	Signed guard John Petty Jr... Exercised fourth-year options on guard Nickel Alexander-Walker, center Jaxson Hayes, and forward Zion Williamson, and a third-year option on guard Kira Lewis Jr.
October 15, 2021	Waived John Petty Jr.
October 20, 2021	Signed Jonas Valančiūnas to a multi-year contract extension.
November 10, 2021	Assigned guard Didi Louzada to the team's G League affiliate, the Birmingham Squadron...Transferred two-way player Jose Alvarado to Birmingham.
November 14, 2021	Recalled guard Didi Louzada from the team's G League affiliate, the Birmingham Squadron.
December 3, 2021	Signed free agent forward Gary Clark
December 6, 2021	Assigned center Jaxson Hayes and forward Trey Murphy III to the team's G League affiliate, the Birmingham Squadron...Transferred two-way player Jose Alvarado to Birmingham.
December 8, 2021	Recalled center Jaxson Hayes and forward Trey Murphy III from the team's G League affiliate, the Birmingham Squadron...Transferred two-way player Jose Alvarado from Birmingham.
December 13, 2021	Assigned center Jaxson Hayes and forward Trey Murphy III to the team's G League affiliate, the Birmingham Squadron...Transferred two-way player Jose Alvarado to Birmingham.
December 14, 2021	Recalled center Jaxson Hayes and forward Trey Murphy III from the team's G League affiliate, the Birmingham

	Squadron.
December 21, 2021	Signed guard Jared Harper from the team's G League affiliate, the Birmingham Squadron, to a two-way contract... Waived two-way player Daulton Hommes.
December 26, 2021	Signed forwards Anthony Tolliver and Justin James to 10-day contracts via the COVID hardship exception.
December 28, 2021	Signed forward Feron Hunt to a 10-day contract via the COVID hardship exception...Voided the contract of Anthony Tolliver.
January 7, 2022	Waived forward Gary Clark.
January 9, 2022	Waived two-way player Jared Harper...Signed forward Gary Clark to a two-way contract.
January 13, 2022	Assigned guard Didi Louzada to the team's G League affiliate, the Birmingham Squadron.
January 22, 2022	Assigned forward Naji Marshall and forward Trey Murphy III to the team's G League affiliate, the Birmingham Squadron.
January 24, 2022	Recalled Didi Louzada, Naji Marshall, and Trey Murphy III from the team's G League affiliate, the Birmingham Squadron.
January 28, 2022	Signed forward Wenyen Gabriel to a 10-day contract via the COVID hardship exception.
February 4, 2022	Signed forward Zylan Cheatham and guard Miye Oni to 10-day contracts via the COVID hardship exception.
February 8, 2022	Acquired CJ McCollum, Larry Nance Jr., and Tony Snell in a trade with the Portland Trail Blazers. In exchange, New Orleans conveyed Nickeil Alexander-Walker, Josh Hart, Didi Louzada, Tomáš Satoranský, a protected 2022 first round draft pick, and two future second round draft picks.
February 28, 2022	Assigned forward Trey Murphy III to the team's G League affiliate, the Birmingham Squadron.
March 2, 2022	Signed forward Alize Johnson to a 10-day contract...Recalled forward Trey Murphy III from the team's G League affiliate, the Birmingham Squadron.
March 6, 2022	Assigned forward Trey Murphy III to the team's G League affiliate, the Birmingham Squadron.
March 9, 2022	Recalled forward Trey Murphy III from the team's G League affiliate, the Birmingham Squadron.
March 11, 2022	Signed guard Tyrone Wallace to a 10-day contract...Released forward Alize Johnson.
March 12, 2022	Signed forward Alize Johnson 10-day contract via the COVID hardship exception.
March 21, 2022	Signed guard Tyrone Wallace to a second 10-day contract.
March 28, 2022	Signed guard Jose Alvarado to a multi-year contract.
March 29, 2022	Signed guard Jared Harper from the team's G League affiliate, the Birmingham Squadron, to a two-way contract.

DRAFT HISTORY

Year	Round	Player (Overall pick)	College	Draft Notes:
2002		No selections made		
2003	First	David West (18)	Xavier	* Traded to the Portland Trail Blazers in exchange for cash considerations
	Second	James Lang (48)	Central Park Christian School (HS)	^ Acquired from the Miami Heat for second round picks in the 2010 and 2012 NBA Drafts
2004	First	J.R. Smith (18)	St. Benedict's Prep (HS)	** Traded to Oklahoma City along with Morris Peterson in exchange for draft rights to Craig Brackins and Quincy Pondexter
	Second	Tim Pickett (44)	Florida State	^^ Traded to New York for Cash considerations
2005	First	Chris Paul (4)	Wake Forest	*** Traded to Philadelphia in exchange for Jrue Holiday and draft rights to Pierre Jackson
	Second	Brandon Bass (33)	LSU	**** Traded to Los Angeles Clippers in exchange for draft rights to Cheick Diallo
2006	First	Hilton Armstrong (12)	Connecticut	***** Traded to Charlotte in exchange for cash considerations in exchange for the draft rights to Frank Jackson
	First	Cedric Simmons (15)	North Carolina State	***** Traded to Indiana for cash considerations
	Second	Marcus Vinicius (43)	Brazil	***** Traded to Golden State in exchange for second round draft picks in the 2021 and 2023 NBA Drafts
2007	First	Julian Wright (13)	Kansas	***** Traded to Atlanta along with the draft rights to De'Andre Hunter, Solomon Hill and a future second round draft pick in exchange for the draft rights to Nickeil Alexander Walker, Jaxson Hayes and Marcos Louzada Silva
	Second	Adam Haluska (43)	Iowa	***** Traded to Utah in exchange for second round pick in 2022 NBA Draft
2008	First	Darrell Arthur (27)*	Kansas	***** Traded to Charlotte in exchange for 2024 second round pick in 2024 NBA Draft
2009	First	Darren Collison (21)	UCLA	***** Traded to Milwaukee along with Jrue Holiday in exchange for Eric Bledsoe, George Hill, the draft rights to R.J. Hampton, two future first round draft picks, and two pick swap options
	Second	Marcus Thornton (43)*	LSU	***** Traded to Memphis along with Steven Adams and Eric Bledsoe in exchange for Jonas Valanciunas and the draft rights to Trey Murphy III and Brandon Boston
2010	First	Cole Aldrich (11)**	Kansas	***** Traded to Portland in exchange for a 2026 second round draft pick and cash considerations
2011	Second	Josh Harrellson (45)**	Kentucky	
2012	First	Anthony Davis (1)	Kentucky	
	First	Austin Rivers (10)	Duke	
	Second	Darius Miller (46)	Kentucky	
2013	First	Nerlens Noel (6)***	Kentucky	
2014		No selections made		
2015	Second	Branden Dawson (56)****	Michigan State	
2016	First	Buddy Hield (6)	Oklahoma	
	Second	David Michineau (39)*****	France	
	Second	Diamond Stone (40)*****	Maryland	
2017	Second	Dwayne Bacon (40)*****	Florida State	
	Second	Edmond Sumner (52)*****	Xavier	
2018	Second	Tony Carr (51)	Penn State	
2019	First	Zion Williamson (1)	Duke	
	Second	Alen Smailagic (39)*****	Santa Cruz (G League)	
	Second	Jordan Bone (57)*****	Tennessee	
2020	First	Kira Lewis Jr. (13)	Alabama	
	Second	Elijah Hughes (39)*****	Syracuse	
	Second	Nick Richards (42)*****	Kentucky	
	Second	Sam Merrill (60)*****	Utah State	
2021	First	Ziaire Williams (10)*****	Stanford	
	Second	Herbert Jones (35)	Alabama	
	Second	Jared Butler (40)*****	Baylor	
	Second	Greg Brown III (43)*****	Texas	
2021	First	Dyson Daniels (8)	G League Ignite	
	Second	E.J. Liddell (41)	Ohio State	
	Second	Karlo Matkovic (52)	Mega Mozart (Croatia)	

AWARD WINNERS

All-NBA Team

Jamal Mashburn	Third Team	2002-03
Baron Davis	Third Team	2003-04
Chris Paul	First Team	2007-08
Chris Paul	Second Team	2008-09
Chris Paul	Third Team	2010-11
Anthony Davis	First Team	2014-15
Anthony Davis	First Team	2016-17
Anthony Davis	First Team	2017-18

NBA All-Defensive Team

Chris Paul	Second Team	2007-08
Chris Paul	First Team	2008-09
Anthony Davis	Second Team	2014-15
Anthony Davis	Second Team	2016-17
Anthony Davis	First Team	2017-18
Jrue Holiday	First Team	2017-18
Jrue Holiday	Second Team	2018-19

NBA All-Rookie Team

Chris Paul	First Team	2005-06
Darren Collison	First Team	2009-10
Marcus Thornton	Second Team	2009-10
Anthony Davis	First Team	2012-13
Zion Williamson	First Team	2019-20
Herbert Jones	Second Team	2021-22

NBA Sportsmanship Award (Joe Dumars Trophy)

PJ Brown	2003-04
----------	---------

Twyman-Stokes Teammate of the Year Award

Jrue Holiday	2019-20
--------------	---------

NBA Rookie of the Year (Eddie Gottlieb Trophy)

Chris Paul (T-Mobile NBA Rookie of the Year)	2005-06
--	---------

NBA Most Improved Player Award

Brandon Ingram	2019-20
----------------	---------

NBA Coach of the Year

Byron Scott	2007-08
-------------	---------

NBA All-Star Game Most Valuable Player

Anthony Davis	2017
---------------	------

NBA Player of the Month

Jamal Mashburn	February	2003
Baron Davis	November	2003
Jamaal Magloire	April	2004
Chris Paul	December	2007
Chris Paul	March	2008
Chris Paul	November	2008
Chris Paul	March	2009
Chris Paul	January	2010
Anthony Davis	February	2018
Anthony Davis	March/April	2018

NBA Coach Of The Month

Paul Silas	April	2003
Byron Scott	January	2008
Byron Scott	December	2008
Monty Williams	January	2011

NBA Rookie of the Month

J.R. Smith	Jan., Feb., March	2004-05
Chris Paul	Nov.-Apr.	2005-06
Darren Collison	February	2009-10
Buddy Hield	December	2016-17
Zion Williamson	February	2019-20

NBA Player of the Week

Baron Davis	28-Oct-03 through 2-Nov-03
Jamaal Magloire	5-April-04 through 11-April-04
Chris Paul	30-Jan-06 through 5-Feb-06
Chris Paul	24-Dec-07 through 30-Dec-07
Chris Paul	17-Mar-08 through 23-Mar-08
Chris Paul	28-Oct-08 through 2-Nov-08
Chris Paul	15-Dec-08 through 21-Dec-08
Chris Paul	12-Jan-09 through 18-Jan-09
David West	23-Feb-09 through 1-Mar-09
Chris Paul	16-Mar-09 through 22-Mar-09
Chris Paul	1-Nov-10 through 7-Nov-10
Greivis Vasquez	24-Dec-12 through 30-Dec-12
Anthony Davis	9-Mar-15 through 15-Mar-15
Anthony Davis	14-Nov-16 through 20-Nov-16
DeMarcus Cousins	23-Oct-17 through 29-Oct-17
Anthony Davis	20-Nov-17 through 26-Nov-17
Anthony Davis	26-Feb-18 through 4-Mar-18
Anthony Davis	11-Nov-18 through 18-Nov-18
Brandon Ingram	23-Dec-19 through 29-Dec-19
Brandon Ingram	22-Dec-20 through 27-Dec-20
Brandon Ingram	31-Jan-22 through 6-Feb-22

ALL-STAR WEEKEND

All-Star Game Appearances

DATE	SITE	PLAYER	ROLE	MIN	FG	FGA	3P	3PA	FT	FTM	OFF	DEF	TOT	AST	ST	BLK	PTS
9-Feb-03	Atlanta	Jamal Mashburn	Reserve	14	4	7	2	2	0	0	0	4	4	2	2	0	10
15-Feb-04	Los Angeles	Baron Davis	Reserve	16	3	9	1	6	0	0	0	0	0	7	1	0	7
15-Feb-04	Los Angeles	Jamaal Magloire	Reserve	21	9	16	0	0	1	2	3	5	8	0	1	1	19
17-Feb-08	New Orleans	Chris Paul	Reserve	27	7	14	2	6	0	0	2	1	3	14	4	0	16
17-Feb-08	New Orleans	David West	Reserve	16	3	6	0	0	0	0	2	2	4	1	0	0	6
15-Feb-09	Phoenix	Chris Paul	Starter	29	7	14	0	1	0	0	1	6	7	14	3	0	14
15-Feb-09	Phoenix	David West	Reserve	14	3	5	0	0	0	0	1	2	3	0	1	0	6
14-Feb-10	Dallas	Chris Paul	Reserve	Selected, did not play - Injured													
20-Feb-11	Los Angeles	Chris Paul	Starter	29	3	7	2	3	2	2	1	3	4	7	5	0	10
16-Feb-14	New Orleans	Anthony Davis	Reserve	10	5	6	0	0	0	0	0	1	1	0	2	0	10
15-Feb-15	New York	Anthony Davis	Starter	Selected, did not play - Injured													
14-Feb-16	Toronto	Anthony Davis	Reserve	15	12	13	0	0	0	0	3	3	6	0	1	0	24
19-Feb-17	New Orleans	Anthony Davis*	Starter	32	26	39	0	4	0	0	4	6	10	0	2	0	52
18-Feb-18	Los Angeles	DeMarcus Cousins	Starter	Selected, did not play - Injured													
18-Feb-18	Los Angeles	Anthony Davis	Starter	17	6	9	0	1	0	0	1	1	2	1	0	0	12
17-Feb-19	Charlotte	Anthony Davis	Reserve	5	2	2	1	1	0	0	0	1	1	0	0	0	5
16-Feb-20	Chicago	Brandon Ingram	Reserve	9	1	4	0	3	0	0	1	0	1	1	1	0	2
7-Mar-21	Atlanta	Zion Williamson	Starter	14	5	9	0	0	0	0	1	0	1	0	0	0	10

*Named Most Valuable Player

Rookie Challenge (Rookies vs. Sophomores)

DATE	SITE	PLAYER	ROLE	MIN	FG	FGA	3P	3PA	FT	FTM	OFF	DEF	TOT	AST	ST	BLK	PTS
17-Feb-06	Houston	Chris Paul	Starter	28	3	8	0	3	2	2	0	4	4	11	5	0	8
16-Feb-07	Las Vegas	Chris Paul	Starter	25	7	10	1	2	1	2	0	3	3	17	9	0	16

Rising Stars Challenge

DATE	SITE	PLAYER	ROLE	MIN	FG	FGA	3P	3PA	FT	FTM	OFF	DEF	TOT	AST	ST	BLK	PTS
15-Feb-13	Houston	Anthony Davis	Starter	20	5	8	1	2	0	0	1	8	9	1	1	2	11
14-Feb-14	New Orleans	Anthony Davis	Starter	28	8	14	0	0	0	0	2	6	8	4	3	2	16
17-Feb-17	New Orleans	Buddy Hield	Starter	27	11	22	3	12	3	3	3	3	6	3	3	1	28
14-Feb-20	Chicago	Nickel Alexander-Walker	Reserve	20	2	12	2	10	0	0	0	2	2	4	1	1	6
14-Feb-20	Chicago	Nicolò Melli	Reserve	16	1	3	1	2	0	0	1	4	5	2	0	0	3
14-Feb-20	Chicago	Zion Williamson	Starter	20	7	11	0	0	0	0	1	1	2	1	0	0	14
Mar-21	Atlanta	Nickel Alexander-Walker	Selected - No Game														
Mar-21	Atlanta	Zion Williamson	Selected - No Game														
19-Feb-22	Cleveland	Herbert Jones	-	1	1	1	1	1	0	0	0	0	0	0	0	0	3

Three-Point Shootout

DATE	SITE	PLAYER	RESULT
9-Feb-03	Atlanta	David Wesley	Eliminated in first round - fifth place
16-Feb-08	New Orleans	Peja Stojakovic	Eliminated in first round - fourth place
16-Feb-13	Houston	Ryan Anderson	Eliminated in first round - third place
20-Feb-22	Cleveland	CJ McCollum	Eliminated in first round - fifth place

Slam Dunk Contest

DATE	SITE	PLAYER	RESULT
19-Feb-05	Denver	Chris Andersen	Eliminated in first round - fourth place
19-Feb-05	Denver	J.R. Smith	Eliminated in first round - third place

Skills Challenge

DATE	SITE	PLAYER	RESULT
15-Feb-04	Los Angeles	Baron Davis	First place
18-Feb-06	Houston	Chris Paul	Third place
17-Feb-07	Las Vegas	Chris Paul	Fourth place
16-Feb-08	New Orleans	Chris Paul	Second place
13-Feb-16	Toronto	Anthony Davis	Eliminated in first round
18-Feb-17	New Orleans	Anthony Davis	Eliminated in first round

ALL-TIME COLLEGIATE ROSTER

Alabama.....	Alonzo Gee	Hofstra.....	Speedy Claxton	Oklahoma State.....	Tony Allen
.....	Herbert Jones	Indiana.....	Eric Gordon	Terrel Harris
.....	Kira Lewis Jr.	Kirk Haston	Desmond Mason
Alabama-Birmingham.....	Cardell Johnson	Iowa.....	Ryan Bowen	Penn State.....	Tim Frazier
Arizona.....	Jerry Bayless	Iowa State.....	Bryce Dejean-Jones	Pittsburgh.....	Steven Adams
.....	Solomon Hill	Marcus Fizer	Aaron Gray
.....	Stanley Johnson	Jackson State.....	Jackson Vroman	Purdue.....	Carl Landry
.....	Sean Rooks	Trey Johnson	E'Twaun Moore
Arizona State.....	Zylan Cheatham	Kansas.....	Cheick Diallo	South Carolina.....	Sindarius Thornwell
Arkansas.....	Jannero Pargo	Devonte' Graham	South Dakota State.....	Nate Wolters
Auburn.....	Jared Harper	Xavier Henry	South Florida.....	Solomon Jones
Ball State.....	Bonzi Wells	Wayne Selden, Jr.	St. Joseph's (PA).....	Langston Galloway
Baylor.....	David Wesley	Jeff Withey	Jameer Nelson
Belmont.....	Ian Clark	Julian Wright	Stanford.....	Anthony Brown
Blinn J.C. (TX).....	Chris Andersen	Kansas State.....	Wes Iwundu	Josh Childress
Bowling Green.....	Antonio Daniels	Kentucky.....	Eric Bledsoe	Casey Jacobsen
Bradley.....	Walt Lemon, Jr.	DeMarcus Cousins	Robin Lopez
Brigham Young.....	Jimmer Fredette	Anthony Davis	Syracuse.....	Jason Hart
California.....	Ryan Anderson	Wenyen Gabriel	Wesley Johnson
.....	Sean Marks	Archie Goodwin	Arinze Onuaku
.....	Tyrone Wallace	Andrew Harrison	James Southerland
California-Santa Barbara.....	Orlando Johnson	Terrence Jones	Hakim Warrick
.....	James Nunnally	DeAndreiggins	Darryl Watkins
Cal-State Fullerton.....	Bobby Brown	Jamaal Magloire	Temple.....	Marc Johnson
Central Connecticut State.....	Corsley Edwards	Jamal Mashburn	Texas.....	Jordan Hamilton
Central Michigan.....	Chris Kaman	Darius Miller	Jaxson Hayes
Cincinnati.....	Gary Clark	Julius Randle	Texas A&M.....	Jalen Jones
.....	Lance Stephenson	Rajon Rondo	Donald Sloan
Clemson.....	Elden Campbell	La Salle.....	Rasual Butler	Texas Christian.....	Lee Nailon
Cleveland State.....	Norris Cole	Lamar.....	Mike James	Kenrich Williams
Colorado State.....	Jason Smith	Lehigh.....	CJ McCollum	Texas-San Antonio.....	Devin Brown
Connecticut.....	Hilton Armstrong	Long Beach State.....	James Ennis	Tulane.....	Linton Johnson
.....	Jerome Dyson	Louisiana-Lafayette.....	Elfrid Payton	Tulsa.....	Will Magnay
.....	Emeka Okafor	Louisiana State.....	Brandon Bass	UCLA.....	Trevor Ariza
Cornell.....	Jeff Foote	Maurice Carter	Lonzo Ball
Dayton.....	Charles Cooke	Josh Gray	Darren Collison
.....	Brian Roberts	Chris Johnson	Baron Davis
Detroit Mercy.....	Willie Green	Randy Livingston	Larry Drew II
Duke.....	Quinn Cook	Garrett Temple	Jrue Holiday
.....	Brandon Ingram	Marcus Thornton	Jerome Moiso
.....	Frank Jackson	Louisiana Tech.....	PJ Brown	USC.....	Robert Pack
.....	Jahlil Okafor	Louisville.....	Russ Smith	Valparaiso.....	Bryce Drew
.....	JJ Redick	Maryland.....	Lonny Baxter	Vanderbilt.....	Matt Freije
.....	Austin Rivers	Greivis Vasquez	Villanova.....	Dante Cunningham
.....	Lance Thomas	McNeese State.....	Tierre Brown	Josh Hart
.....	Zion Williamson	Memphis.....	Tyrece Evans	Virginia.....	Roger Mason, Jr.
Duquesne.....	Mike James	Elliot Williams	Trey Murphy III
Fayetteville State.....	Darrell Armstrong	Miami.....	John Salmons	Virginia Military Institute.....	Reggie Williams
Florida State.....	Toney Douglas	Michigan.....	Robert Traylor	Virginia Tech.....	Nickel Alexander-Walker
Fresno State.....	Courtney Alexander	Michigan State.....	Morris Peterson	Wake Forest.....	Al-Farouq Aminu
.....	Melvin Ely	Steve Smith	James Johnson
.....	Dominic McGuire	Minnesota.....	Bobby Jackson	Chris Paul
George Washington.....	Pops Mensah-Bonsu	Missouri State.....	Alize Johnson	Rodney Rogers
Georgetown.....	Patrick Ewing Jr.	Nevada.....	Luke Babbitt	Ish Smith
.....	Henry Sims	Kirk Snyder	Darius Songaila
.....	DaJuan Summers	Nevada-Las Vegas.....	Lou Amundson	Washington.....	Quincy Pondexter
.....	Hollis Thompson	Stacey Augmon	Nate Robinson
Georgia Tech.....	Jose Alvarado	Christian Wood	Isaiah Thomas
.....	Kenny Anderson	New Mexico.....	Tony Snell	West Florida.....	Moochie Norris
.....	Derrick Favors	North Carolina.....	George Lynch	Wichita State.....	Gal Mekel
.....	Jarrett Jack	Shammond Williams	Wingate.....	Junior Harrington
.....	Anthony Morrow	North Carolina State.....	Cedric Simmons	Wisconsin.....	Greg Stiemsma
Gonzaga.....	Dan Dickau	Oklahoma.....	Buddy Hield	Wyoming.....	Larry Nance Jr.

Xavier (Ohio)	Jordan Crawford
	Naji Marshall
	James Posey
	David West
	Aaron Williams
No College	Alexis Ajinca
	David Andersen
	Omer Asik
	Gustavo Ayon
	Marco Belinelli
	Dairis Bertans
	Omri Casspi
	Tyson Chandler
	Alex Garcia
	Willy Hernangómez
	Maciej Lampe
	Didi Louzada
	Arvydas Macijauskas
	DJ Mbenga
	Nicolò Melli
	Nikola Mirotic
	Donatas Motiejunas
	Bostjan Nachbar
	Sasha Pavlovic
	Kendrick Perkins
	Tomáš Satoranský
	J.R. Smith
	Josh Smith
	Peja Stojakovic
	Axel Toupane
	Jonas Valančiūnas
	Marcus Vinicius

194 players representing 98 colleges and universities.

27 players did not attend college.

ALL-TIME NUMERICAL ROSTER

0	Nickeil Alexander-Walker* Al-Farouq Aminu DeMarcus Cousins Orlando Johnson Didi Louzada	Dominic McGuire Kendrick Perkins Josh Smith Lance Stephenson Marcus Thornton Reggie Williams Jeff Withey	13	Cheick Diallo Kira Lewis Jr.	25	Jordan Hamilton Walt Lemon, Jr. Will Magnay Trey Murphy III Moochie Norris Austin Rivers Wayne Selden, Jr.	
1	Chris Andersen* Trevor Ariza Baron Davis Larry Drew II Tyreke Evans Andrew Harrison Jarrett Jack* Kirk Snyder Hakim Warrick Zion Williamson	6	Nickeil Alexander-Walker* Bobby Brown Tierre Brown Tyson Chandler Junior Harrington Jerome Moiso Arvydas Macijauskas Sasha Pavlovic Tyrone Wallace	15	Jose Alvarado Gustavo Ayon Alonzo Gee Frank Jackson Maciej Lampe Robin Lopez John Salmons Sindarius Thornwell*	27	Jordan Crawford*
2	Stacey Augmon Lonzo Ball Ian Clark Darren Collison Dan Dickau Tim Frazier* Jared Harper Jarrett Jack* Darius Miller* Jannero Pargo Nate Robinson Elliot Williams	8	Luke Babbitt Marco Belinelli Josh Childress Archie Goodwin Bobby Jackson Jahlil Okafor* Naji Marshall Roger Mason, Jr. Steve Smith	16	Toney Douglas James Johnson Peja Stojakovic	28	D.J. Mbenga
3	Darrell Armstrong* Omer Asik Lonny Baxter Josh Hart Stanley Johnson Randy Livingston CJ McCollum Nikola Mirotic Anthony Morrow Chris Paul	9	Dairis Bertans Willy Hernangómez Terrence Jones George Lynch Jahlil Okafor* Morris Peterson* Rajon Rondo Russ Smith Darius Songaila	17	Lou Amundson Bryce Drew Jonas Valanciūnas	30	Norris Cole Julius Randle David West
4	Charles Cooke Jordan Crawford* Melvin Ely* James Ennis Devonte' Graham Xavier Henry Wes Iwundu Sean Marks Elfrid Payton JJ Redick Ish Smith Jackson Vroman David Wesley Nate Wolters	10	Darrell Armstrong* Tim Frazier* Langston Galloway Eric Gordon Jaxson Hayes Bostjan Nachbar Axel Toupane	18	Omri Casspi Solomon Jones	31	Bryce Dejean-Jones Tomáš Satoranský James Southerland Darryl Watkins
5	Eric Bledsoe Elden Campbell Maurice Carter Speedy Claxton Josh Gray Mike James (2008)** Mike James (2018)** Cardell Johnson Herbert Jones	11	David Andersen Jerome Dyson Jason Hart Jrue Holiday Marcus Vinicius Shammond Williams	20	Alex Garcia Chris Johnson Nicolò Melli Quincy Pondexter Henry Sims	32	Courtney Alexander Jerryd Bayless Jimmer Fredette Wenyen Gabriel Casey Jacobsen Hollis Thompson Julian Wright
		12	Steven Adams Alexis Ajinca* Chris Andersen* Kenny Anderson Hilton Armstrong Gary Clark Terrel Harris Trey Johnson Jalen Jones Donatas Motiejunas Donald Sloan Sindarius Thornwell*	21	Anthony Brown Marcus Fizer Jamaal Magloire Darius Miller* James Nunnally Arinze Onuaku Tony Snell Greivis Vasquez	33	Ryan Anderson Brandon Bass Dante Cunningham* Melvin Ely* Willie Green Wesley Johnson Lee Nailon
				22	Quinn Cook Patrick Ewing Jr. Derrick Favors Larry Nance Jr. Brian Roberts Cedric Simmons Dajuan Summers	34	Corsley Edwards Aaron Gray DeAndre Liggins Greg Stiemsma Robert Traylor Aaron Williams Kenrich Williams
				23	Devin Brown Anthony Davis J.R. Smith	35	Matt Freije Kirk Haston Chris Kaman Christian Wood
				24	Tony Allen Buddy Hield Alize Johnson Carl Landry Jamal Mashburn Desmond Mason Gal Mekel Morris Peterson* Isaiah Thomas Bonzi Wells	40	Ryan Bowen
						41	James Posey Garrett Temple
						42	Alexis Ajinca* PJ Brown Lance Thomas
						43	Linton Johnson
						44	Dante Cunningham* Solomon Hill Marc Jackson Pops Mensah-Bonsu

45 Rasual Butler
Zylan Cheatham
Sean Rooks

50 Antonio Daniels
Emeka Okafor

54 Jeff Foote
Rodney Rogers

55 E'Twaun Moore

41 numbers have been worn by 221 players.

13 players have worn more than one number (*).

Two players named Mike James have worn number five for New Orleans (**).

Number seven has been retired to honor the legacy of New Orleans Jazz great "Pistol" Pete Maravich.

FRANCHISE FIRSTS

First Game: vs. Utah, 10/30/02

First Win: 100-75 vs. Utah, 10/30/02

First Loss: 84-79 at Chicago, 11/1/02

First Road Win: at New York (97-91 OT Win), 11/10/02

First Overtime Game: at New York (97-91 Win), 11/10/02

First Overtime Win: at New York (97-91 Win), 11/10/02

First Starting Lineup: F-Jamal Mashburn, F-PJ Brown, C-Jamaal Magloire, G-Baron Davis, G-David Wesley

First Point: PJ Brown vs. Utah, 10/30/02 (13' jumper)

First Field Goal Attempt: Baron Davis vs. Utah, 10/30/02 (miss)

First Field Goal Made: PJ Brown vs. Utah, 10/30/02 (13' jumper)

First Free Throw Made: PJ Brown vs. Utah, 10/30/02

First Three-Point FG Attempt: Baron Davis vs. Utah, 10/30/02

First Three-Point FG Made: Baron Davis vs. Utah, 10/30/02

First Rebound: Jamal Mashburn vs. Utah, 10/30/02

First Assist: Jamal Mashburn vs. Utah, 10/30/02

First Steal: Baron Davis vs. Utah, 10/30/02

First Blocked Shot: Robert Traylor vs. Utah, 10/30/02

First 20-Plus Pts Game: 21 by Baron Davis vs. Utah, 10/30/02

First 30-Plus Pts Game: 35 by Jamal Mashburn vs. Miami, 11/2/02

First 40-Plus Pts Game: 50 by Jamal Mashburn vs. Memphis, 2/21/03

First 10-Plus Reb Game: 10 by PJ Brown vs. Miami, 11/2/02

First 20-Plus Reb Game: 20 by Jamaal Magloire vs. Indiana, 2/12/03

First 10-Plus Asst Game: 10 by Baron Davis vs. Utah, 10/30/02

First 20-Point-20 Rebound Game: 23 points, 21 rebounds by Jamaal Magloire at Toronto, 3/7/2004

First 20-Plus Asst Game: 21 by Chris Paul at Los Angeles Lakers, 11/6/2008

ALL-TIME ATTENDANCE TOTALS

SEASON	REGULAR SEASON			NBA PLAYOFFS		
	GAMES	ATTENDANCE	AVERAGE	GAMES	ATTENDANCE	AVERAGE
2002-03	41	641,683	15,651	3	52,133	17,378
2003-04	41	587,613	14,332	3	47,557	15,852
2004-05	41	583,070	14,221	--	--	--
2005-06#	41	744,920	18,169	--	--	--
2006-07*	41	731,165	17,833	--	--	--
2007-08	41	581,432	14,181	7	126,009	18,001
2008-09	41	695,727	16,968	2	34,725	17,363
2009-10	41	620,366	15,131	--	--	--
2010-11	41	603,088	14,709	3	54,372	18,124
2011-12	33	498,618	15,110	--	--	--
2012-13	41	565,930	13,803	--	--	--
2013-14	41	672,029	16,391	--	--	--
2014-15	41	683,757	16,677	2	36,887	18,444
2015-16	41	688,549	16,793	--	--	--
2016-17	41	663,099	16,173	--	--	--
2017-18	41	673,920	16,437	4	74,159	18,540
2018-19	41	656,183	16,004	--	--	--
2019-20	32	528,176	16,506	--	--	--
2020-21*	36	93,120	2,587	--	--	--
2021-22	41	635,941	15,511	3	56,634	18,878
TOTALS	798	12,148,386	15,224	27	482,476	17,869

#Played home games at four sites: Oklahoma City (Ford Center, 36 games) - Avg. 18,717, New Orleans, LA (New Orleans Arena, three games) - Avg. 17,485, Baton Rouge, LA (Pete Maravich Assembly Center, one game) - 7,302, Norman, OK (Lloyd Noble Center, one game) - 11,343

* Played home games at two sites: Oklahoma City (Ford Center, 35 games) - Avg. 17,951, New Orleans, LA (New Orleans Arena, six games) - Avg. 17,129

*Limited capacity due to COVID-19.

ALL-TIME PRESEASON RESULTS

DATE	OPPONENT	W/L	SCORE	SITE
10/4/21	at Minnesota	L	114-117	Target Center, Minneapolis, Mn.
10/6/21	vs. Orlando	W	104-86	Smoothie King Center, New Orleans, La.
10/8/21	at Chicago	L	85-121	United Center, Chicago, Ill.
10/11/21	at Utah	L	96-127	Vivint Arena, Salt Lake City, Utah
12/14/20	at Miami	W	114-92	American Airlines Arena, Miami, Fl.
12/18/20	vs. Milwaukee	W	127-113	Smoothie King Center, New Orleans, La.
7/22/20	at Brooklyn	W	99-68	The Arena (WWOS), Orlando, Fl.
7/25/20	Denver	W	119-104	The Arena (WWOS), Orlando, Fl.
7/27/20	at Milwaukee	W	124-103	The Arena (WWOS), Orlando, Fl.
10/7/19	at Atlanta	W	133-109	State Farm Arena, Atlanta, Ga.
10/9/19	at Chicago	W	127-125	United Center, Chicago, Ill.
10/11/19	Utah	W	128-127	Smoothie King Center, New Orleans, La.
10/13/19	at San Antonio	W	123-114	AT&T Center, San Antonio, Texas
10/18/19	at New York	W	117-116	Madison Square Garden, New York, N.Y.
9/30/18	at Chicago	L	116-128	United Center, Chicago, Ill.
10/1/18	at Atlanta	L	102-116	McCamish Pavilion, Atlanta, Ga.
10/5/18	at New York	L	100-106	Madison Square Garden, New York, N.Y.
10/10/18	at Miami	L	128-140	American Airlines Arena, Miami, Fl.
10/11/18	Toronto	L	134-119	Smoothie King Center, New Orleans, La.
10/3/17	Chicago	L	113-109	Smoothie King Center, New Orleans, La.
10/6/17	at Oklahoma City	L	102-91	Chesapeake Energy Arena, Oklahoma City, Okla.
10/8/17	at Chicago	W	108-95	United Center, Chicago, Ill.
10/13/17	at Memphis	L	142-101	FedEx Forum, Memphis, Tenn.
10/1/2016	Dallas	W	116-102	CenturyLink Center, Bossier City, La.
10/4/2016	Indiana	L	96-113	Smoothie King Center, New Orleans, La.
10/9/2016	Houston	L	117-123	Mercedes-Benz Arena, Shanghai, China
10/12/2016	Houston	L	104-116	LeSports Center, Beijing, China
10/18/2016	at Atlanta	L	89-96	Phillips Arena, Atlanta, Ga.
10/20/2016	Orlando	L	111-114	Amway Center, Orlando, Fl.
10/3/2015	at Indiana	W	110-105	Bankers Life Field House, Indianapolis, Ind.
10/9/2015	vs. Atlanta	L	93-103	Veterans Memorial Arena, Jacksonville, Fl.
10/12/2015	at Chicago	W	123-115	United Center, Chicago, Ill.
10/17/2015	vs. Sacramento	L	98-107	Rupp Arena, Lexington Ky.
10/19/2015	at Houston	L	100-120	Toyota Center, Houston, Tx.
10/21/2015	at Orlando	L	107-110 (OT)	Amway Center, Orlando, Fl.
10/23/2015	Miami	W	93-90	Smoothie King Center, New Orleans, La.
10/4/2014	at Miami	W	98-86	KFC Yum! Center, Louisville, Ky.
10/6/2014	at Atlanta	L	87-93	Phillips Arena, Atlanta, Ga.
10/8/2014	Washington	L	89-94	Veterans Memorial Arena, Jacksonville, Fl.
10/14/2014	Houston	W	117-98	Smoothie King Center, New Orleans, La.
10/16/2014	Oklahoma City	W	120-86	Smoothie King Center, New Orleans, La.
10/20/2014	at Washington	W	88-84	Baltimore Arena, Baltimore, Md.
10/23/2014	Dallas	W	88-85	CenturyLink Center, Bossier City, La.
10/5/2013	at Houston	W	116-115	Toyota Center, Houston, Tx.
10/7/2013	at Dallas	W	94-92	American Airlines Center, Dallas, Tx.
10/9/2013	at Orlando	W	99-95	Veterans Memorial Arena, Jacksonville, Fl.
10/13/2013	Atlanta	W	105-73	Mississippi Coast Coliseum, Biloxi, Ms.
10/17/2013	at Oklahoma City	W	105-102	BOK Center, Tulsa, Ok.
10/19/2013	Washington	W	93-89	Rupp Arena, Lexington, Ky.
10/23/2013	Miami	L	95-108	New Orleans Arena, New Orleans, La.
10/25/2013	at Orlando	W	101-82	New Orleans Arena, New Orleans, La.
10/7/2012	Orlando	W	85-80	Mexico City Arena, Mexico City, Mx.
10/9/2012	Charlotte	W	97-82	New Orleans Arena, New Orleans, La.
10/11/2012	at Charlotte	W	90-87	North Charleston Coliseum, Charleston, S.C.
10/12/2012	at Houston	L	75-95	Toyota Center, Houston, Texas
10/18/2012	at Atlanta	L	68-97	Phillips Arena, Atlanta, Ga.
10/22/2012	at Dallas	L	74-87	American Airlines Center, Dallas, Texas
10/24/2012	Houston	L	90-97	New Orleans Arena, New Orleans, La.
10/26/2012	at Miami	W	96-89	American Airlines Arena, Miami, Fl.
12/16/2011	at Memphis	W	97-90	FedEx Forum, Memphis, In.
12/21/2011	Memphis	W	95-80	New Orleans Arena, New Orleans, La.
10/9/2010	Memphis	L	90-97	New Orleans Arena, New Orleans, La.
10/10/2010	at Orlando	L	81-135	Amway Center, Orlando, Fla.

DATE	OPPONENT	W/L	SCORE	SITE
10/13/2010	Miami	W	90-76	New Orleans Arena, New Orleans, La.
10/15/2010	at Indiana	L	98-101	Conseco Fieldhouse, Indianapolis, Ind.
10/16/2010	Atlanta	L	74-84	Health Alliance Cen., Johnson City, Tenn.
10/18/2010	at Memphis	L	91-96	FedEx Forum, Memphis, Tenn.
10/20/2010	at Charlotte	L	98-105	Time Warner Cable Arena, Charlotte, N.C.
10/21/2010	at Oklahoma City	L	86-101	Okla. City Arena, Oklahoma City, Okla.
10/27/2009	Atlanta	L	102-108	Phillips Arena, Atlanta, Ga.
10/8/2009	Charlotte	L	101-108	Greensboro Coliseum, Greensboro, N.C.
10/10/2009	Oklahoma City	W	88-79	New Orleans Arena, New Orleans, La.
10/13/2009	vs. Orlando	L	86-121	Charles Koch Arena, Withita, Kansas
10/15/2009	at Miami	L	81-97	Sprint Center, Kansas City, Mo.
10/17/2009	vs. Indiana	W	108-96	New Orleans Arena, New Orleans, La.
10/22/2009	at Golden State	L	92-126	ORACLE Arena, Oakland, Calif.
10/23/2009	at L.A. Clippers	L	88-91	STAPLES Center, Los Angeles, Calif.
10/5/2008	Golden State	W	106-103	New Orleans Arena, New Orleans, La.
10/8/2008	at Indiana	W	105-71	Indiana Fairgrounds, Indianapolis, Ind.
10/10/2008	at San Antonio	W	89-84	AT&T Center, San Antonio, Texas
10/14/2008	Washington	W	96-80	O2 World, Berlin, Germany
10/17/2008	Washington	W	102-80	Palau Sant Jordi, Barcelona, Spain
10/21/2008	Indiana	W	101-96	New Orleans Arena, New Orleans, La.
10/23/2008	Miami	W	100-80	USA Mitchell Center, Mobile, Ala.
10/9/2007	Houston	W	94-92	Ford Center, Oklahoma City, Okla.
10/10/2007	at Indiana	L	96-101	Conseco Fieldhouse, Indianapolis, Ind.
10/13/2007	at Phoenix	W	111-106	US Airways Center, Phoenix, Ariz.
10/15/2007	Indiana	L	104-117	New Orleans Arena, New Orleans, La.
10/19/2007	Miami	W	92-85	Mississippi Coast Coliseum, Biloxi, Miss.
10/21/2007	at Dallas	L	97-103	American Airlines Center, Dallas, Texas
10/24/2007	Atlanta	L	98-107	New Orleans Arena, New Orleans, La.
10/26/2007	at Charlotte	W	111-100	Joel Coliseum, Winston-Salem, N.C.
10/10/2006	vs. Dallas	W	84-81	Ford Center, Oklahoma City, Okla.
10/13/2006	vs. Orlando	L	100-85	Ford Center, Oklahoma City, Okla.
10/17/2006	at Miami	L	109-105	American Airlines Arena, Miami, Fla.
10/19/2006	vs. Golden State	L	112-103	STAPLES Center, Los Angeles, Calif.
10/20/2006	at L.A. Lakers	L	113-106	STAPLES Center, Los Angeles, Calif.
10/22/2006	at Sacramento	L	117-93	Lawler Events Center, Reno, Nev.
10/24/2006	at Sacramento	W	84-81	ARCO Arena, Sacramento, Calif.
10/13/2005	at Denver	W	100-90	Pepsi Center, Denver, Colo.
10/15/2005	at Orlando	L	83-101	St. Petersburg Forum, St. Petersburg, Fla.
10/18/2005	Atlanta	L	94-97	ALLTEL Arena, Little Rock, Ark.
10/20/2005	San Antonio	L	90-97	CenturyTel Center, Bossier City, La.
10/23/2005	Denver	L	93-97	Ford Center, Oklahoma City, Okla.
10/25/2005	Miami	W	111-91	Maravich Assembly Center, Baton Rouge, La.
10/27/2005	Houston	W	89-88	Ford Center, Oklahoma City, Okla.
10/28/2005	at Atlanta	L	90-104	Columbus Civic Center, Columbus, Ga.
10/13/2004	Dallas	W	94-87	New Orleans Arena, New Orleans, La.
10/15/2004	at Chicago	L	100-103	United Center, Chicago, Ill.
10/16/2004	L.A. Clippers	W	105-95	Cajundome, Lafayette, La.
10/19/2004	Philadelphia	W	92-89	New Orleans Arena, New Orleans, La.
10/21/2004	Orlando	L	91-92	Mississippi Coast Coliseum, Biloxi, Miss.
10/23/2004	at Sacramento	L	87-92	ARCO Arena, Sacramento, Calif.
10/24/2004	at L.A. Clippers	L	93-97	STAPLES Center, Los Angeles, Calif.
10/8/2003	Orlando	W	105-98	Maravich Assembly Center, Baton Rouge, La.
10/11/2003	at Dallas	L	99-110	American Airlines Center, Dallas, Texas
10/12/2003	at Houston	W	89-71	Toyota Center, Houston, Texas
10/14/2003	at Orlando	W	89-84	TD Waterhouse Centre, Orlando, Fla.
10/16/2003	Chicago	L	101-91	New Orleans Arena, New Orleans, La.
10/18/2003	Washington	W	87-85	New Orleans Arena, New Orleans, La.
10/20/2003	Philadelphia	W	102-85	Ted Constant Convocation Center, Norfolk, Va.
10/22/2003	at San Antonio	L	79-103	SBC Center, San Antonio, Texas
10/9/2002	at Indiana	L	74-95	Conseco Fieldhouse, Indianapolis, Ind.
10/10/2002	at Indiana	W	95-93	Roberts Stadium, Evansville, Ind.
10/12/2002	San Antonio	L	76-93	Mississippi Coast Coliseum, Biloxi, Miss.
10/15/2002	at Orlando	L	90-103	TD Waterhouse Centre, Orlando, Fla.
10/17/2002	Washington	L	78-88	New Orleans Arena, New Orleans, La.
10/19/2002	Washington	W	99-92	Greensboro Coliseum, Greensboro, N.C.
10/22/2002	Atlanta	L	87-85	New Orleans Arena, New Orleans, La.
10/25/2002	at Atlanta	L	69-90	Phillips Arena, Atlanta, Ga.

ALL-TIME PRESEASON RECORDS

Year-by-Year Preseason Records

YEAR	OVERALL	HOME	NBA ROAD	NEUTRAL*
2021-22	1-3	1-0	0-3	0-0
2020-21	2-0	1-0	1-0	0-0
2019-20	8-0	1-0	4-0	3-0
2018-19	0-5	0-1	0-3	0-1
2017-18	1-3	0-1	1-2	0-0
2016-17	1-5	0-1	0-2	1-2
2015-16	3-4	1-0	2-2	0-2
2014-15	5-2	2-0	0-1	3-1
2013-14	7-1	0-1	3-0	4-0
2012-13	4-4	1-1	1-3	2-0
2011-12	2-0	1-0	1-0	0-0
2010-11	1-7	1-1	0-5	0-1
2009-10	2-6	2-0	0-3	0-3
2008-09	7-0	2-0	1-0	4-0
2007-08	4-4	0-2	1-2	3-0
2006-07	2-5	1-1	1-2	0-2
2005-06	3-5	1-1	1-2	1-2
2004-05	3-5	2-0	0-4	1-1
2003-04	5-3	1-1	2-2	2-0
2002-03	2-6	0-2	0-3	2-1
TOTALS	63-68	18-13	19-39	26-16

*Denotes games played in non-NBA venue



RECORDS

TEAM HIGHS

Most Points

Season	9,466		2018-19
Game	149	vs. SAC	19-Nov-18
1st Half	80	vs. MIN	14-Nov-14
		vs. LAC	18-Jan-20
2nd Half	81	vs. CLE	9-Jan-19
		at MEM	16-Feb-21
1st Quarter	46	vs. LAL	14-Feb-18
2nd Quarter	45	vs. LAC	18-Jan-20
		at ORL	22-Apr-21
3rd Quarter	48	at BKN	4-Nov-19
4th Quarter	45	vs. CHI	3-Mar-21
Overtime	28	at CHI	2-Dec-13

Most Field Goals Made

Season	3,581		2018-19
Game	59	vs. SAS	19-Nov-18
Half	31	5 times; most recently:	
		at MEM (2nd)	16-Feb-21
Quarter	19	vs. LAL (1st)	14-Feb-18
Overtime	10	at CHI (3OT)	2-Dec-13

Most Field Goals Attempted

Season	7,563		2018-19
Game	114	at PHX (2OT)	6-Feb-08
		at DAL (OT)	4-Mar-20
Game (reg)	107	vs. MIL	12-Mar-19
Half	57	3 times; most recently:	
		vs. MIL (1st)	12-Mar-19
Quarter	33	3 times; most recently:	
		vs. TOR (4th)	8-Mar-19
Overtime	26	at CHI (3OT)	2-Dec-13

Highest Field Goal Percentage

Season	.483	(3,500-7,241)	2017-18
Game	.667	vs. MIN	14-Nov-14
Half	.721	vs. MIN (1st)	14-Nov-14
Quarter	.875	at MEM (3rd)	30-Jan-10
Overtime	1.000	at HOU (4-4)	14-Jan-11
		vs. UTA (4-4)	16-Jan-20

Most Three-Point Field Goals Made

Season	982		2019-20
Game	21	at MEM	20-Jan-20
		vs. MIL	29-Jan-21
Half	15	at MEM (1st)	20-Jan-20
Quarter	9	3 times; most recently:	
		at MEM (2nd)	20-Jan-20

Most Three-Point Field Goals Attempted

Season	2,656		2019-20
Game	51	at MIL	1-Jan-22
Half	29	vs. GSW (1st)	17-Nov-19
Quarter	18	at PHX (1st)	6-Apr-18

Highest Three-Point Field Goal Percentage

Season	.389	(630-1,621)	2007-08
Game	.800	vs. SAS (12-15)	22-Jan-11
		at MIN (4-5)	11-Feb-06

Most Free Throws Made

Season	1,649		2005-06
Game	46	vs. TOR (46-60) (OT)	21-Mar-04
Game (reg)	42	vs. MIA (42-46)	10-Mar-04
Half	34	vs. TOR (34-42) (2nd)	21-Mar-04
Quarter	21	vs. TOR (21-28) (4th)	2-Jan-21

Most Free Throws Attempted

Season	2,176		2005-06
Game	60	vs. TOR (46-60) (OT)	21-Mar-04
Game (reg)	47	vs. TOR (36-47)	2-Jan-21
Half	42	vs. TOR (34-42) (2nd)	21-Mar-04
Quarter	28	vs. TOR (21-28) (4th)	2-Jan-21

Highest Free Throw Percentage

Season	.807	(1479-1833)	2008-09
Game	1.000	32 times; most recently:	
		at DEN (12-12)	25-Dec-19

Most Rebounds

Season	3,878		2018-19
Game	71	vs. MIL (2OT)	8-Feb-07
Game (reg)	70	vs. CLE	12-Mar-21
Half	41	vs. CLE (2nd)	12-Mar-21
Quarter	24	vs. MIA (4th)	10-Mar-04
Overtime	16	vs. MIL	8-Feb-07

Most Offensive Rebounds

Season	1,097		2002-03
Game	31	vs. MIL (2OT)	8-Feb-07
Game (reg)	26	vs. SEA	23-Feb-07
	26	vs. ORL	28-Oct-14
Half	17	3 times; most recently:	
		vs. ORL (1st)	28-Oct-14
Quarter	13	vs. ORL (2nd)	28-Oct-14

Most Defensive Rebounds

Season	2,969		2018-19
Game	51	vs. CLE	12-Mar-21
Half	27	3 times; most recently:	
		vs. LAC (1st)	13-Jan-22
Quarter	18	vs. MIA (4th)	10-Mar-04

Most Assists

Season	2,216		2018-19
Game	40	vs. BKN	27-Dec-17
		vs. POR	12-Feb-20
Half	24	vs. HOU (1st)	26-Jan-18
Quarter	15	vs. CLE (1st)	28-Feb-20
Overtime	6	at CHI (3OT)	2-Dec-13

Most Steals

Season	708		2003-04
Game	21	vs. IND	8-Jan-16
Half	13	at PHX (1st)	2-Nov-21
Quarter	9	3 times; most recently:	
		at ATL (1st)	20-Mar-22

Most Personal Fouls

Season	1,883		2004-05
Game	35	at SAC	3-Mar-14
Half	24	vs. MIN (2nd)	13-Jan-12
		vs. LAC (2nd)	20-Mar-16
Quarter	15	4 times; most recently:	
		vs. LAC (4th)	20-Mar-16

Most Turnovers

Season	1,228		2003-04
Game	33	at WAS	12-Dec-04
Half	19	at WAS (1st)	12-Dec-04
Quarter	12	at WAS (1st)	12-Dec-04
		at LAC (1st)	12-Nov-06

Most Blocked Shots

Season	523		2013-14
Game	18	vs. CHA	2-Nov-13
Half	10	5 times; most recently:	
		at MEM (1st)	18-Oct-17
Quarter	8	at MEM (1st)	18-Oct-17

TEAM LOWS

Fewest Points

Season	7,252	(88.4)	2004-05
Game (reg)	62	vs. PHI	7-Nov-12
Game (OT)	74	vs. TOR	15-Jan-04
1st Half	23	at PHI	12-Dec-10
2nd Half	16	at LAC	1-Mar-06
1st Quarter	9	at LAC	21-Dec-04
2nd Quarter	7	at CHA	7-Nov-08
3rd Quarter	7	vs. IND	22-Dec-12
4th Quarter	6	vs. SEA	4-Apr-07
		at HOU	26-Apr-12
Overtime	4	3 times; most recently vs. CHI	29-Jan-10

Fewest Field Goals Made

Season	2,718		2004-05
Game	21	at WAS	12-Dec-04
Half	5	at LAC (2nd)	1-Mar-06
Quarter	1	3 times; most recently: at HOU (4th)	26-Apr-12
Overtime	1	5 times; most recently: at NYK	18-Apr-21

Fewest Field Goals Attempted

Season	6,366		2008-09
Game	59	vs. LAC	22-Mar-12

Lowest Field Goal Percentage

Season	.415	(2,718-6,556)	2004-05
Game	.289	vs. PHX	30-Dec-11
Half	.143	at PHI (1st)	12-Dec-10
Quarter	.048	at PHI (2nd)	12-Dec-10
Overtime	.143	at NYK	18-Apr-21

Fewest Three-Point Field Goals Made

Season	300		2005-06
Game	0	10 times; most recently: vs. POR	16-Jan-12

Fewest Three-Point Field Goals Attempted

Season	885		2005-06
Game	3	vs. BOS vs. CHI	7-Dec-05 8-Feb-12

Lowest Three-Point Field Goal Percentage

Season	.315	(415-1,316)	2004-05
Game	.000	Several times; most without a make: 15 at SAC	1-Jan-12

Fewest Free Throws Made

Season	1,229		2019-20
Game	2	vs. PHO	17-Nov-04
Half	0	Several times; most recently: at UTA	3-Jan-18

Fewest Free Throws Attempted

Season	1,636		2012-13
Game	2	vs. PHX	17-Nov-04

Lowest Free Throw Percentage

Season	.729	(1,229-1,687) (1,369-1,878)	2019-20 2020-21
Game	.333	vs. ATL (4-12)	1-Jan-13

Fewest Rebounds

Season	2,715		2011-12
Game	23	at UTA	27-Mar-06

Fewest Offensive Rebounds

Season	703		2016-17
Game	1	vs. POR	18-Nov-16

Fewest Defensive Rebounds

Season	2,281		2004-05
Game	17	3 times; most recently: at DET	4-Apr-06

Fewest Assists

Season	1,519		2005-06
Game	4	at PHI	12-Dec-10

Fewest Steals

Season	520		2012-13
Game	0	vs. LAL	5-Feb-11

Fewest Personal Fouls

Season	1,295		2020-21
Game	8	vs. GSW	3-May-21

Fewest Turnovers

Season	974		2007-08
Game	3	vs. NYK	10-Feb-06

Fewest Blocked Shots

Season	300		2009-10
Game	0	28 times; most recently: vs. GSW	10-Apr-22

OPPONENT TEAM HIGHS

Most Points

Season	9,575		2018-19
Game	147	at GSW	16-Jan-19
1st Half	79	at BKN	7-Apr-21
2nd Half	82	at DEN	17-Nov-17
1st Quarter	49	at SAC	6-Aug-20
2nd Quarter	48	vs. HOU	30-Jan-21
3rd Quarter	55	at MEM	9-Apr-22
4th Quarter	45	at GSW	17-Mar-10
		at POR	16-Mar-21
Overtime	29	at GSW	23-Nov-04

Most Field Goals Made

Season	3,549		2018-19
Game	57	vs. DAL	1-Dec-21
Half	32	at DEN (2nd)	17-Nov-17
Quarter	20	at MEM (3rd)	9-Apr-22

Most Field Goals Attempted

Season	7,610		2018-19
Game	114	at BKN (20T)	10-Feb-18
Game (reg)	109	at SAC	7-Apr-19
Half	59	vs. DEN (1st)	24-Jan-20
Quarter	33	at DEN (2nd)	24-Jan-20
		at CHA (3rd)	9-May-21

Highest Field Goal Percentage

Season	.483	(3,250-6,730)	2009-10
Game	.687	vs. DAL	1-Dec-21
Half	.744	at DEN (2nd)	17-Nov-17
Quarter	.857	vs. CHI (3rd)	8-Nov-03

Most Three-Point Field Goals Made

Season	1,064		2021-22
Game	25	3 times; most recently; at DAL	12-Feb-21
Half	16	at LAC (1st)	1-Aug-20
		at IND (2nd)	5-Feb-21
Quarter	11	6 times; most recently; at ATL (3rd)	6-Apr-21

Most Three-Point Field Goals Attempted

Season	2,913		2021-22
Game	61	at HOU (24-61)	16-Dec-16
Half	31	at HOU (1st)	16-Dec-16
		at HOU (2nd)	29-Jan-19
Quarter	19	at PHX (3rd)	29-Dec-20

Most Free Throws Made

Season	1,644		2004-05
Game	39	at DAL	11-Jan-14
Half	25	vs. GSW (2nd)	19-Jan-13
Quarter	18	3 times; most recently; vs. SAS	9-Aug-20

Most Free Throws Attempted

Season	2,176		2013-14
Game	49	at LAL	26-Mar-06
Half	31	at CLE (2nd)	20-Feb-13
		at SAC (2nd)	23-Dec-13
Quarter	25	at HOU (4th)	12-Apr-15

Highest Free Throw Percentage

Season	.790	(1,197-1,516)	2020-21
Game	1.000	21 times; most recently; vs. PHX (15-15)	15-Mar-22

Most Rebounds

Season	3,963		2016-17
Game	65	at LAL	22-Dec-04
		at ORL	20-Mar-19
Half	37	vs. PHI (1st)	25-Feb-19
Quarter	24	at OKC (2nd)	4-Dec-16
Overtime	15	vs. MEM	5-Dec-16

Most Offensive Rebounds

Season	972		2003-04
Game	24	vs. DEN	24-Jan-20
Half	16	at BOS (2nd)	3-Jan-14
Quarter	12	at DET (4th)	17-Jan-09

Most Defensive Rebounds

Season	3,091		2016-17
Game	50	at PHI	9-Feb-18
Half	29	vs. DEN (1st)	26-Oct-16
Quarter	17	3 times; most recently; vs. GSW (1st)	9-Apr-19

Most Assists

Season	2,174		2018-19
Game	41	3 times; most recently; at MEM	9-Apr-22
Half	24	vs. CHA	11-Mar-22
		at MEM	9-Apr-22
Quarter	16	at MEM (3rd)	9-Apr-22

Most Steals

Season	702		2018-19
Game	20	at WAS	12-Dec-04
Half	11	at SAC (1st)	6-Apr-04
		vs. OKC (1st)	20-Nov-17
Quarter	7	Several times; most recently; at DEN (2nd)	28-Apr-21

Most Personal Fouls

Season	1,910		2005-06
Game	33	3 times; most recently; vs. PHX	16-Mar-19
Half	21	4 times; most recently; vs. CLE (2nd)	9-Jan-19
Quarter	14	vs. UTA (4th)	28-Mar-14
		at WAS (2nd)	19-Dec-17

Most Turnovers

Season	1,282		2003-04
Game	30	at NJN	10-Dec-04
Half	19	vs. ATL (2nd)	29-Oct-03
Quarter	13	vs. ATL (3rd)	29-Oct-03

Most Blocked Shots

Season	504		2013-14
Game	19	at MEM	10-May-21
Half	11	at IND	23-Dec-14
		at DAL (1st)	4-Mar-20
Quarter	7	3 times; most recently; at DAL	4-Mar-20

OPPONENT TEAM LOWS

Fewest Points

Season	6,164		2011-12
Game	59	at ATL	21-Jan-11
1st Half	26	vs. POR	13-Feb-13
2nd Half	24	at HOU	19-Jan-12
1st Quarter	10	at SAS	18-Mar-22
2nd Quarter	9	vs. BOS	19-Mar-07
3rd Quarter	7	at HOU	29-Dec-02
4th Quarter	7	at HOU	19-Jan-12
		at OKC	31-Dec-20
Overtime	2	vs. NYK	31-Mar-07

Fewest Field Goals Made

Season	2,305		2011-12
Game	23	3 times; most recently: vs. POR	14-Mar-17

Fewest Field Goals Attempted

Season	5,188		2011-12
Game	60	vs. NJN	12-Mar-06

Lowest Field Goal Percentage

Season	.438	(2,857-6,518)	2002-03
Game	.291	at ATL (23-79)	21-Jan-11

Fewest Free Throws Made

Season	1,129		2011-12
Game	3	4 times; most recently: vs. DET	1-Mar-17

Fewest Free Throws Attempted

Season	1,487		2011-12
Game	5	3 times; most recently: vs. LAC	19-Nov-21

Lowest Free Throw Percentage

Season	.750	(1,407-1,877)	2003-04
Game	.176	vs. DET (3-17)	1-Mar-17

Fewest Rebounds

Season	2,641		2011-12
Game	22	vs. MEM	31-Mar-06

Fewest Offensive Rebounds

Season	644		2020-21
Game	1	vs. SAS	26-Dec-14

Fewest Defensive Rebounds

Season	1,910		2011-12
Game	17	4 times; most recently: at MIL	9-Mar-15

Fewest Assists

Season	1,379		2011-12
Game	8	at LAC vs. TOR	14-Dec-05 14-Feb-22

Fewest Personal Fouls

Season	1,235		2011-12
Game	6	at MIA	16-Nov-19

Fewest Steals

Season	470		2007-08
Game	0	3 times; most recently: at MIN	8-Feb-16

Fewest Turnovers

Season	915		2011-12
Game	4	3 times; most recently: at POR	2-Dec-17

Fewest Blocked Shots

Season	290		2008-09
Game	0	24 times; most recently: at MEM	16-Feb-21

INDIVIDUAL HIGHS

Points

Season	2,110	Anthony Davis	(28.1)	2017-18
Game	59	Anthony Davis	at DET	21-Feb-16
Half	33	Anthony Davis	(2nd) vs. ATL	6-Nov-15
	34	Anthony Davis	(2nd) at DET	21-Feb-16
Quarter	23	Anthony Davis	(1st) at OKC	26-Feb-17
Overtime	12	Janero Pargo	at PHX (2OT)	6-Feb-08

Most Field Goals Made

Season	780	Anthony Davis		2017-18
Game	24	Anthony Davis	at DET	21-Feb-16
Half	13	Anthony Davis	at DAL (1st)	25-Feb-17
Quarter	10	Marcus Thornton	at CLE (2nd)	23-Feb-10

Most Field Goals Attempted

Season	1,586	Jamal Mashburn		2002-03
Game	35	Anthony Davis	at BKN (OT)	10-Feb-18
Half	22	Anthony Davis	vs. DEN (1st)	26-Oct-16
		Anthony Davis	at DAL (1st)	25-Feb-17
Quarter	15	Anthony Davis	vs. HOU (1st)	26-Jan-18

Highest Field Goal Percentage

(min. 250 attempts/season; 10 attempts/game)

Season	.624	Tyson Chandler	(292-468)	2006-07
Game	1.000	Derrick Favors	4 times; most recently: vs. LAC	18-Jan-20

Most Consecutive Field Goals Made

Season	21	Derrick Favors		16-Jan-20 (First 8)
				18-Jan-20 (Next 10)
				22-Jan-20 (Final 3)
Game	13	Zion Williamson	at SAC	17-Jan-21

Most 3-Point Field Goals Made

Season	231	Peja Stojakovic		2007-08
Game	10	Peja Stojakovic	at LAL	6-Nov-07
Half	7	Peja Stojakovic	at LAL (2nd)	6-Nov-07
		Ryan Anderson	at PHX (2nd)	23-Nov-12
		Jonas Valanciunas	at LAC (1st)	29-Nov-21
Quarter	5	Several times; most recently: Garrett Temple	vs. CLE (4th)	28-Dec-21

Most 3-Point Field Goals Attempted

Season	582	Baron Davis	(187-582)	2003-04
Game	17	Lonzo Ball	at MIN (OT)	1-May-21
Half	10	Baron Davis	at NYK (2nd)	29-Nov-05
Quarter	8	Ryan Anderson	vs. SAC (2nd)	21-Jan-13
		Ian Clark	at SAC (1st)	7-Apr-19

Highest 3-Point Field Goal Percentage (min. 200 attempts)

Season	.453	JJ Redick	(180-397)	2019-20
Game	1.000	Several times; most made without a miss: Bobby Jackson (7)	vs. MIA	11-Jan-08

Most Consecutive 3-Point Field Goals Made

Season	9	Morris Peterson		11-Nov-07 through 14-Nov-07
--------	---	-----------------	--	-----------------------------

Most Consecutive Games With 3-Point Field Goal

62 games		Peja Stojakovic		16-Jan-08 through 10-Dec-08
----------	--	-----------------	--	-----------------------------

Most Free Throws Made

Season	519	Anthony Davis		2016-17
Game	21	Anthony Davis	vs. PHX	26-Feb-18
Half	14	Anthony Davis	vs. PHX	26-Feb-18
Quarter	12	Anthony Davis	vs. CLE (3rd)	9-Jan-19

Most Free Throw Attempts

Season	647	Anthony Davis		2016-17
Game	26	Anthony Davis	vs. PHX	26-Feb-18
Half	17	Anthony Davis	vs. PHX	26-Feb-18
Quarter	13	Anthony Davis	vs. CLE (3rd)	9-Jan-19

Highest Free Throw Percentage

(min. 100 attempts/season)

Season	.940	Brian Roberts	(125-133)	2013-14
Game	1.000	Several times; most made without a miss: DeMarcus Cousins (15) at OKC		26-Feb-17

Most Consecutive Free Throws Made

Season	42	Ryan Anderson		2-Dec-14 through 27-Dec-14
--------	----	---------------	--	----------------------------

Most Rebounds

Season	928	Tyson Chandler	(11.7)	2007-08
Game	26	Anthony Davis	at BKN	2-Jan-19
Half	17	Tyson Chandler	vs. SEA (1st)	16-Jan-08
		Al-Farouq Aminu	at DAL (1st)	17-Apr-13
		Anthony Davis	at BKN (2nd)	2-Jan-19
Quarter	14	Al-Farouq Aminu	at DAL (1st)	17-Apr-13

Most Offensive Rebounds

Season	322	Tyson Chandler		2007-08
Game	12	Tyson Chandler	at MEM	13-Feb-07
		Tyson Chandler	at POR	17-Dec-07
		Emeka Okafor	vs. TOR	17-Jan-11
Half	8	Tyson Chandler	vs. LAL (2nd)	14-Mar-08
		Willy Hernangómez	at HOU (1st)	5-Dec-21
Quarter	6	Several times; most recently: Willy Hernangómez	at HOU (1st)	5-Dec-21

Most Defensive Rebounds

Season	712	Anthony Davis		2016-17
Game	21	Anthony Davis	at BKN	2-Jan-19
Half	13	Tyson Chandler	vs. SEA (1st)	16-Jan-08
		Nikola Mirotic	at SAS (1st)	3-Nov-18
		Anthony Davis	at BKN (2nd)	2-Jan-19
Quarter	9	Al-Farouq Aminu	at DAL (1st)	17-Apr-13
		Anthony Davis	at BKN (4th)	2-Jan-19

Most Assists

Season	925	Chris Paul	11.6 apg	2007-08
Game	25	Rajon Rondo	vs. BKN	27-Dec-17
Half	14	Chris Paul	vs. BKN (2nd)	6-Nov-07
		Rajon Rondo	vs. BKN (2nd)	27-Dec-17
Quarter	10	Rajon Rondo	vs. BKN (4th)	27-Dec-17

Most Steals

Season	217	Chris Paul	2.71 spg	2007-08
Game	9	Chris Paul	at DAL	20-Feb-08
Half	7	Chris Paul	vs. DAL (1st)	20-Feb-08
Quarter	6	Bonzi Wells	vs. BOS (4th)	22-Mar-08

Most Personal Fouls

Season	278	Jamaal Magloire		2003-04
--------	-----	-----------------	--	---------

Most Disqualifications

Season	6	Jamaal Magloire		2003-04
--------	---	-----------------	--	---------

Most Turnovers

Season	247	Greivis Vasquez	(3.2)	2012-13
Game	10	Darren Collison	vs. BOS	10-Feb-10
Half	7	DeMarcus Cousins	at TOR (1st)	9-Nov-17
		Jrue Holiday	at DET (2nd)	9-Dec-18
Quarter	6	DeMarcus Cousins	at TOR (2nd)	9-Nov-17

Most Blocked Shots

Season	200	Anthony Davis	(2.9)	2014-15
Game	10	Anthony Davis	vs. UTA	11-Mar-18
Half	7	Anthony Davis	vs. MEM (2nd)	1-Dec-15
Quarter	6	Anthony Davis	vs. LAC (3rd)	26-Mar-14

Most Minutes Played

Season	3,321	Jamal Mashburn	(42.6)	2002-03
Game (reg)	48	Several times; most recently: Darren Collison	at LAC	15-Mar-10
Game (total)	57	Ryan Anderson	at CHI (3OT)	2-Dec-13

OPPONENT INDIVIDUAL HIGHS

Most Points

Game	54	Damon Stoudamire	vs. POR	14-Jan-05
Half	38	Stephen Curry	vs. GSW (3rd)	31-Oct-15
Quarter	28	Stephen Curry	vs. GSW (3rd)	31-Oct-15

Most Field Goals Made

Game	20	Damon Stoudamire	vs. POR	14-Jan-05
Half	15	Vince Carter	at ORL (2nd)	8-Feb-10
Quarter	10	Jamal Crawford	at CHI (4th)	6-Dec-03
		Stephen Curry	vs. GSW (3rd)	31-Oct-15

Most Field Goals Attempted

Game	37	Bradley Beal	vs. WAS	27-Jan-21
Half	22	Damian Lillard	vs. POR (2nd)	27-Mar-18
Quarter	15	LeBron James	vs. CLE (4th)	4-Dec-15

Highest Field Goal Percentage (min. 10 FGA)

Game	1,000	Brandon Clarke (10-10)	at MEM	9-Apr-22
------	-------	------------------------	--------	----------

Most Three-Point Field Goals Made

Game	13	Stephen Curry	at GSW	7-Nov-16
Half	7	Five times; most recently: Stephen Curry	at GSW (2nd)	16-Jan-19
Quarter	7	Stephen Curry	at GSW (3rd)	16-Jan-19

Most Three-Point Field Goals Attempted

Game	20	Stephen Curry	vs. GSW	4-May-21
Half	12	James Harden	at HOU (2nd)	29-Jan-19
Quarter	10	T. Luwawu-Cabarrot	at BKN (4th)	7-Apr-21

Most Free Throws Made

Game	18	Damian Lillard	vs. POR	16-Mar-21
		Joel Embiid	at PHI	25-Jan-22
Half	13	Paul Pierce	vs. BOS (2nd)	8-Jan-03
		Kevin Love	vs. MIN (2nd)	13-Jan-12
Quarter	11	Lou Williams	vs. LAC (2nd)	18-Jan-20
		Danilo Gallinari	at DEN (1st)	20-Dec-15

Most Free Throw Attempts

Game	20	Russell Westbrook	at OKC	18-Nov-16
		Joel Embiid	at PHI	25-Jan-22
Half	15	Three times; most recently: Kevin Love	vs. MIN (2nd)	7-Feb-14
Quarter	12	Lou Williams	vs. LAC (2nd)	18-Jan-20
		Danilo Gallinari	at DEN (1st)	20-Dec-15

Most Rebounds

Game	27	Karl-Anthony Towns	at MIN	12-Jan-19
Half	16	DeAndre Jordan	vs. LAC (1st)	28-Dec-16
Quarter	12	Samuel Dalembert	at PHI (1st)	11-Jan-10

Most Offensive Rebounds

Game	11	Andre Drummond	at DET	9-Dec-18
Half	8	Andre Drummond	at DET (2nd)	24-Jan-14
		Jared Sullinger	at BOS (2nd)	3-Jan-14
Quarter	7	Donatas Motiejunas	vs. HOU (2nd)	16-Apr-14

Most Defensive Rebounds

Game	22	Tim Duncan	at SAS (OT)	23-Dec-02
Game (reg)	20	DeMarcus Cousins	at SAC	3-Apr-15
		DeAndre Jordan	vs. LAC	28-Dec-16
Half	14	DeMarcus Cousins	at SAC (1st)	3-Apr-15
Quarter	10	Samuel Dalembert	at PHI (1st)	11-Jan-10
		Luka Dončić	vs. DAL (3rd)	3-Dec-19

Most Assists

Game	20	Chris Paul	at LAC	10-Dec-16
Half	14	James Harden	at HOU (1st)	11-Dec-17
Quarter	10	Chris Paul	at LAC (3rd)	10-Dec-16

Most Steals

Game	8	Chris Paul	at LAC	22-Apr-12
Half	6	Chris Paul	at LAC (2nd)	22-Apr-12
Quarter	5	Andre Miller	vs. DEN (1st)	23-Jan-04
		Chris Paul	at LAC (4th)	22-Apr-12

Most Turnovers

Game	10	LeBron James	vs. CLE (OT)	28-Mar-05
		Steve Nash	at PHO (2OT)	6-Feb-08
		Russell Westbrook	at OKC	4-Dec-16
Half	9	LeBron James	vs. CLE (2nd)	28-Mar-05
Quarter	6	Donovan Mitchell	vs. UTA (3rd)	6-Mar-19
		Luka Dončić	at DAL (1st)	3-Dec-21

Most Blocked Shots

Game	11	Roy Hibbert	at IND (OT)	21-Nov-12
Game (reg)	9	Marcus Camby	vs. DEN	13-Apr-07
	9	Andrew Bogut	vs. GSW	7-Apr-15
Half	7	Andrew Bogut	vs. GSW (1st)	7-Apr-15
		Roy Hibbert	vs. IND (1st)	23-Dec-14
Quarter	6	Anthony Randolph	vs. GSW (1st)	23-Dec-09

Most Minutes Played

Game (reg)	48	Several times; most recently: Monta Ellis	at GSW	17-Mar-10
Game (total)	56	Luol Deng	at CHI (3OT)	2-Dec-13

MISCELLANEOUS RECORDS

FRANCHISE - TEAM ALL-TIME TOP PERFORMANCES

Most Points

149	vs. Sacramento	19-Oct-18
144	at Memphis	16-Feb-21
140	vs. San Antonio vs. Cleveland	19-Nov-18 9-Jan-19
	at Golden State at Minnesota (OT)	16-Jan-19 1-May-21
139	vs. Minnesota vs. L.A. Lakers	14-Nov-14 14-Feb-18
	vs. Memphis at Brooklyn (2OT)	31-Jan-20 10-Feb-18
138	vs. Utah (OT)	16-Jan-20
	vs. Portland vs. Phoenix (OT)	11-Feb-20 16-Mar-19

Fewest Points

62	vs. Philadelphia	7-Nov-12
65	at Boston	12-Mar-03
66	vs. Utah at Houston	8-Apr-08 13-Apr-09
67	Done four times	
68	Done five times	

FG Percentage

.667	vs. Minnesota (56-84)	14-Nov-14
.654	vs. LA Clippers (53-81)	14-Mar-21
.638	at Houston (51-80)	14-Apr-10
.622	at Golden State (46-74)	26-Jan-11
.615	at Memphis (56-91)	16-Feb-21
.610	vs. Miami (47-77)	11-Jan-08
.605	vs. Philadelphia (52-86)	16-Nov-13

OPPONENTS - TEAM ALL-TIME TOP PERFORMANCES

Most Points

147	at Golden State	16-Jan-19
146	at Denver	17-Nov-17
144	at Minnesota	13-Apr-16
143	vs. Brooklyn at Dallas	20-Jan-17 12-Feb-21
142	vs. Charlotte	11-Mar-22
141	at Memphis	9-Apr-22
140	at Sacramento at Boston	6-Aug-20 11-Jan-20

Fewest Points

59	at Atlanta	21-Jan-11
63	vs. Portland vs. Sacramento	13-Feb-15 1-Nov-05
67	vs. Orlando at Charlotte	27-Jan-12 16-Apr-12
69	vs. Houston at Miami	19-Mar-08 11-Feb-03
71	Done three times	

FG Percentage

.687	vs. Dallas (57-83)	1-Dec-21
.651	at Minnesota (56-86)	13-Apr-16
.629	vs. San Antonio (44-70)	23-Dec-06
	at Denver (56-89)	17-Nov-17
.609	vs. Miami (61-87)	29-Mar-17
.607	at San Antonio (51-84)	6-Apr-12
.606	vs. Memphis (45-71)	1-Feb-16
.605	vs. Golden State (49-81)	10-Apr-22
.603	at Memphis (41-68)	10-Apr-11
.598	vs. Charlotte (52-87)	11-Mar-22

FRANCHISE - INDIVIDUAL ALL-TIME TOP PERFORMANCES

Points

59	Anthony Davis	at Detroit	21-Feb-16
53	Anthony Davis	vs. Phoenix	26-Feb-18
50	Jamal Mashburn	vs. Memphis (OT)	21-Feb-03
	Anthony Davis	vs. Denver	26-Oct-16
49	Brandon Ingram	vs. Utah (OT)	16-Jan-20
48	Anthony Davis	at New York (OT)	14-Jan-18
	Anthony Davis	vs. Dallas	28-Dec-18
46	Anthony Davis	at Charlotte (OT)	11-Mar-17
	Anthony Davis	at LA Clippers	14-Jan-19
45	5 times; most recently: Julius Randle	vs. Portland	15-Mar-19

Rebounds

26	Anthony Davis	at Brooklyn	2-Jan-19
24	DeMarcus Cousins	vs. San Antonio (OT)	3-Mar-17
23	Tyson Chandler	at Memphis	13-Feb-07
	DeMarcus Cousins	vs. Chicago (2OT)	22-Jan-18
	DeMarcus Cousins	at Sacramento	26-Oct-17
22	Jonas Valanciunas	at Minnesota	25-Oct-21
	Tyson Chandler	vs. Milwaukee (2OT)	8-Feb-07
	Tyson Chandler	vs. LA Lakers	23-Mar-07
	Tyson Chandler	vs. Detroit	5-Dec-07
	Tyson Chandler	at Golden State	4-Jan-08
	Anthony Davis	vs. Miami	23-Dec-16
	Anthony Davis	vs. San Antonio	27-Jan-17
	DeMarcus Cousins	vs. Denver	6-Dec-17

Assists

25	Rajon Rondo	vs. Brooklyn	27-Dec-17
21	Chris Paul	at L.A. Lakers	6-Nov-07
20	Chris Paul	at Cleveland	26-Mar-08
	Chris Paul	vs. Milwaukee	27-Feb-09
	Darren Collison	vs. Golden State	8-Mar-10
19	Chris Paul	at Sacramento	1-Feb-08
	Chris Paul	vs. Denver	18-Dec-09
	Chris Paul	vs. Miami	5-Nov-10
18	Chris Paul	vs. Chicago	1-Dec-06
	Chris Paul	vs. Atlanta	5-Mar-08
	Chris Paul	vs. Toronto	6-Nov-09
	Chris Paul	vs. New Jersey	8-Jan-10
	Darren Collison	at Memphis (OT)	30-Jan-10
	Brian Roberts	vs. Denver	25-Mar-13
	Rajon Rondo	vs. Philadelphia	10-Dec-17

OPPONENTS - INDIVIDUAL ALL-TIME TOP PERFORMANCES

Points

54	Damon Stoudamire	vs. Portland	14-Jan-05
53	Stephen Curry	vs. Golden State	31-Oct-16
50	Kobe Bryant	vs. L.A. Lakers	23-Mar-07
	Damian Lillard	at Portland	16-Mar-21
49	Kyrie Irving	vs. Cleveland	23-Jan-17
	Luka Dončić	vs. Dallas	17-Feb-22

Rebounds

27	Karl-Anthony Towns	at Minnesota	12-Jan-19
25	DeAndre Jordan	vs. LA Clippers	28-Dec-16
23	Tim Duncan	at San Antonio	23-Dec-02
	Nikola Vucevic	vs. Orlando	28-Oct-14
22	Pau Gasol	vs. L.A. Lakers	29-Mar-10
	Andre Drummond	vs. Detroit	21-Jan-16
21	Marcus Camby	at Denver	4-Nov-07
	Tyson Chandler	at Chicago	24-Mar-06
	Kevin Garnett	at Minnesota	11-Feb-06
	Chris Mihm	at L.A. Lakers	22-Dec-04
	Ben Wallace	at Detroit	15-Jan-10
	Tyson Chandler	at Phoenix (OT)	11-Dec-16
	Andre Drummond	at Detroit	12-Feb-18
20	12 times; most recently: Clint Capela	vs. Houston	11-Nov-19

Assists

20	Chris Paul	at LA Clippers	10-Dec-16
19	John Wall	vs. Washington	29-Jan-17
	Chris Paul	vs. Phoenix	19-Feb-21
18	Chris Paul	at Phoenix	2-Nov-21
17	Tony Parker	vs. San Antonio	23-Jan-12
	Baron Davis	at LA Clippers	15-Mar-10
	James Harden	at Houston	11-Dec-17
	James Harden	at Houston	24-Mar-17
	Davion Mitchell	at Sacramento	5-Apr-22
	Jose Calderon	at Toronto	1-Mar-11
	Sleeve Nash	at Phoenix	12-Dec-05
	Chris Paul	at LA Clippers	6-Dec-14
	Deron Williams	vs. Utah	8-Apr-08
	Deron Williams	vs. Utah	9-Apr-10
	Rajon Rondo	at L.A. Lakers	27-Feb-19
	Russell Westbrook	at Oklahoma City	24-Jan-19
	Damian Lillard	vs. Portland	17-Feb-21

MISCELLANEOUS RECORDS

ROOKIE HIGHS

Most Points

Season	1,258	Chris Paul	(16.1)	2005-06
Game	57	Marcus Thornton	at CLE	25-Feb-10

Most Field Goals Made

Season	407	Chris Paul		2005-06
Game	15	Darren Collison	at Dallas	28-Feb-10
		Marcus Thornton	at Cleveland	25-Feb-10

Most Field Goals Attempted

Season	947	Chris Paul		2005-06
Game	27	J.R. Smith	at Phoenix	12-Apr-05

Highest Field Goal Percentage

Season	.672	Jaxson Hayes	(174-259)	2019-20
			(min. 250 attempts)	

Most Three-Point Field Goals Made

Season	117	Marcus Thornton	(117-315)	2009-10
Game	7	Trey Murphy III	vs. CHA (7-12)	11-Mar-22

Most Three-Point Field Goals Attempted

Season	313	Marcus Thornton	(117-315)	2009-10
Game	15	Nickell Alexander-Walker	vs. GSW (5-13)	17-Nov-19

Highest Three-Point Field Goal Percentage

Season	.386	Brian Roberts	(59-153)	2012-13
			(min. 150 attempts)	

Most Free Throws Made

Season	394	Chris Paul		2005-06
Game	14	Chris Paul	(14-17) at NYK	21-Jan-06
		Jerome Dyson	(14-16) at MEM	18-Apr-12

Most Free Throws Attempted

Season	465	Chris Paul		2005-06
Game	19	Zion Williamson	at L.A. Lakers	25-Feb-20

Highest Free Throw Percentage

Season	.851	Darren Collison	(148-174)	2009-10
			(min. 150 attempts)	

Most Rebounds

Season	522	Anthony Davis		2012-13
Game	18	Anthony Davis	at MEM	9-Mar-13

Most Assists

Season	611	Chris Paul	(7.8)	2005-06
Game	20	Darren Collison	vs. GSW	8-Mar-10

Most Blocked Shots

Season	112	Anthony Davis	(1.8)	2012-13
Game	5	Several times; most recently:		
		Jaxson Hayes	vs. Phoenix	5-Dec-19

Most Steals

Season	175	Chris Paul	(2.24)	2005-06
Game	7	Chris Paul	vs. UTA	22-Feb-06

Most Minutes Played

Season	2,810	Chris Paul	(36.0)	2005-06
Game	48	Chris Paul	at TOR (207)	2-Apr-06
		Darren Collison	at LAC	15-Mar-10

MARGINS / LEADS / HIGHEST SCORE

Biggest Victories

MARGIN	OPPONENT	SCORE	DATE
48	vs. Minnesota	139-91	14-Nov-14
41	at Atlanta	100-59	21-Jan-11
37	vs. Philadelphia	135-98	16-Nov-13
36	vs. Portland	99-63	13-Feb-13
	at Cleveland	133-98	5-Jan-19
35	at Orlando	135-100	22-Apr-21

Biggest Defeats

MARGIN	OPPONENT	SCORE	DATE
-46	at Dallas	130-84	7-Dec-19
-45	at Oklahoma City	74-119	27-Feb-13
-41	at Golden State	85-126	5-Nov-21
-37	at Phoenix	78-115	17-Apr-06
-36	at Memphis	74-110	8-Apr-15
	at Sacramento	71-107	19-Dec-04
-35	Four times; most recently:		
	at Boston	140-105	11-Jan-20

Biggest Leads That Got Away

MARGIN	OPPONENT	SCORE	DATE
27	at Portland	91-92	10-Nov-06
25	at Cleveland	100-104	23-Feb-04
	vs. L.A. Lakers	102-108	6-Mar-13
22	vs. Indiana	75-81	22-Dec-12
21	at Golden State	121-131	17-Mar-10
	vs. Golden State	125-115	4-Dec-17
	vs. L.A. Clippers	112-103	28-Jan-18
20	Four times; most recently:		
	at Phoenix	100-112	2-Nov-21

Biggest Comebacks

MARGIN	OPPONENT	SCORE	DATE
-24	vs. Boston	120-115	21-Feb-21
-23	vs. Sacramento	94-91	15-Dec-10
	vs. Cleveland	108-104	28-Dec-21
	vs. L.A. Lakers	116-108	27-Mar-22
-22	vs. Brooklyn	109-104 (OT)	24-Mar-14
-21	Three times; most recently:		
	at Charlotte	98-95	29-Dec-12
-20	vs. LA Clippers	94-81	19-Nov-21
-19	Six times; most recently:		
	at Denver	120-112	2-Mar-19

Highest Scoring Games-Both Teams Combined

PTS	FINAL SCORE	SITE	DATE
287	New Orleans 140, Golden State 147	at Golden State	16-Jan-19
278	New Orleans 149, Sacramento 129	at New Orleans	19-Oct-18
276	New Orleans 140, Minnesota 136 (OT)	at Minnesota	1-May-21
274	New Orleans 136, Phoenix 138 (OT)	at New Orleans	16-Mar-19
273	New Orleans 134, Minnesota 139	at New Orleans	3-Mar-20
	New Orleans 130, Dallas 143	at Dallas	12-Feb-21
271	New Orleans 132, Phoenix 139 (OT)	at New Orleans	5-Dec-19
270	New Orleans 138, Utah 132 (OT)	at New Orleans	16-Jan-20
268	New Orleans 130, Denver 138	at Denver	6-Mar-22
266	New Orleans 135, Golden State 131	at New Orleans	8-Mar-10
	New Orleans 138, Brooklyn 128	at Brooklyn	10-Feb-18
	New Orleans 140, San Antonio 126	at New Orleans	19-Nov-18
265	New Orleans 131, Denver 134	at New Orleans	4-Apr-17
	New Orleans 125, Sacramento 140	at Sacramento	6-Aug-20

Lowest Scoring Games-Both Teams Combined

PTS	FINAL SCORE	SITE	DATE
139	Philadelphia 77, New Orleans 62	New Orleans	7-Nov-12
142	New Orleans 75, Charlotte 67	at Charlotte	16-Apr-12
143	Denver 76, New Orleans 67	at Denver	29-Nov-04
	Utah 77, New Orleans 66	New Orleans	8-Apr-08
144	Charlotte 73, New Orleans 71	at New Orleans	12-Mar-12

MISCELLANEOUS RECORDS

TOP SCORING PERFORMANCES

New Orleans Top Scoring Games Off The Bench

Pts	Player	Opponent	Minutes	Date
37	Marcus Thornton	at Cleveland	31	23-Feb-10
32	Ryan Anderson	vs. Charlotte	29	15-Jan-16
	Ryan Anderson	at Cleveland	34	10-Nov-14
	Jrue Holiday	vs. Houston	36	25-Jan-16
	Trey Murphy III	vs. Charlotte	28	11-Mar-22
31	Ryan Anderson	at Detroit	31	11-Feb-13
	Ryan Anderson	at New York	36	1-Dec-13
	Willie Green	vs. Phoenix	31	8-Apr-11
	Julius Randle	at Chicago	31	6-Feb-19
	JJ Redick	vs. San Antonio	32	9-Aug-20

Opponents Top Scoring Games Off The Bench

Pts	Player	Opponent	Minutes	Date
35	Jason Terry	vs. Dallas	39	4-Nov-09
34	Ben Gordon	vs. Charlotte	35	9-Nov-12
	Jalen Rose	vs. Chicago	30	8-Nov-03
	Montrezl Harrell	at LA Clippers	28	24-Nov-19
33	Lance Stephenson	at Memphis	38	11-Mar-16
32	Will Barton	at Denver	36	20-Dec-15
	J.R. Smith	at Denver	33	27-Nov-08
	Lou Williams	vs. LA Clippers	31	18-Jan-20

New Orleans Top Scoring Months

Player	Month/Year	Games (Min. 10)	Point	Average
Anthony Davis	November 2016	15	465	31.0
Anthony Davis	March 2017	16	428	26.8
DeMarcus Cousins	December 2017	15	416	27.7
Anthony Davis	December 2018	14	414	29.6
Zion Williamson	February 2021	15	410	27.3

CONSECUTIVE GAMES RECORDS

Most Double-Figure Scoring Games

Season:	79	Jamal Mashburn, 2002-03
Career:	428	Anthony Davis
Consecutive:	128	Brandon Ingram, 4-Nov-19 to 20-Nov-21

Most 20-point Scoring Games

Season:	59	Anthony Davis (twice); 2016-17/2017-18
Career:	302	Anthony Davis
Consecutive:	25	Zion Williamson, 6-Feb-21 to 6-Apr-21

Most 30-point Scoring Games

Season:	36	Anthony Davis, 2016-17
Career:	128	Anthony Davis
Consecutive:	5	Anthony Davis, 7-Jan-19 to 16-Jan-19

Most Double-Figure Rebound Games

Season:	56	Tyson Chandler, 2006-07
Career:	274	Anthony Davis
Consecutive:	21	Tyson Chandler, 26-Jan-07 to 9-Mar-07

Most Double-Doubles-Points/Rebounds

Season:	50	Jonas Valanciunas, 2021-22
Career:	270	Anthony Davis
Consecutive:	15	Anthony Davis, 12-Dec-18 to 16-Jan-19

Most Double-Figure Assist Games

Season:	59	Chris Paul, 2007-08
Career:	228	Chris Paul
Consecutive:	12	Chris Paul, 9-Apr-08 to 12-Nov-08

Most Double-Doubles - Points/Assists

Season:	56	Chris Paul, 2007-08
Career:	205	Chris Paul
Consecutive:	12	Chris Paul, 9-Apr-08 to 12-Nov-08

Consecutive Games Played Streaks

Games	Player	Dates
175	Jamaal Magloire	30-Oct-02 through 26-Nov-04
136	Greivis Vasquez	26-Dec-11 through 22-Mar-13
131	Emeka Okafor	20-Oct-09 through 30-Jan-11
129	Rasual Butler	28-Nov-05 through 2-Mar-07

Consecutive Games Started Streaks

Games	Player	Dates
429	David West	1-Nov-05 through 24-Mar-11
425	Chris Paul	1-Nov-05 through 13-Apr-11
310	Anthony Davis	21-Dec-13 through 24-Mar-19
209	Jrue Holiday	11-Dec-16 through 6-Mar-19
181	Emeka Okafor	28-Oct-09 through 10-Feb-12
178	Brandon Ingram	22-Oct-19 through 5-Apr-22
175	Jamaal Magloire	30-Oct-03 through 26-Nov-04
143	Peja Stojakovic	1-Nov-06 through 2-Mar-09

Triple-Doubles

Player	Opponent	Date	PTS	REB	AST	BLK
Lonzo Ball	at Denver	28-Apr-21	16	12	12	2
Steven Adams	vs. Oklahoma City	6-Jan-21	10	11	10	-
Jrue Holiday	vs. Minnesota	3-Mar-20	27	10	12	-
Lonzo Ball	vs. Houston	29-Dec-19	27	10	10	-
Lonzo Ball	at Boston	11-Jan-20	10	13	10	1
Lonzo Ball	vs. LA Clippers	18-Jan-20	18	10	11	1
Elfrid Payton	at Dallas	18-Mar-19	19	10	11	-
Elfrid Payton	vs. Phoenix	16-Mar-19	16	12	16	-
Elfrid Payton	vs. Portland	15-Mar-19	14	12	16	-
Elfrid Payton	vs. Milwaukee	12-Mar-19	14	15	11	1
Elfrid Payton	at Atlanta	10-Mar-19	15	10	10	1
Julius Randle	vs. San Antonio	19-Nov-18	21	14	10	-
Elfrid Payton	at Houston	17-Oct-18	10	10	10	-
Jrue Holiday	vs. Portland	27-Mar-18	21	11	12	-
Anthony Davis	vs. Utah	11-Mar-18	25	11	3	10
Rajon Rondo	at Brooklyn (OT)	10-Feb-18	25	10	12	1
DeMarcus Cousins	vs. Houston	26-Jan-18	15	13	11	-
DeMarcus Cousins	vs. Chicago (2OT)	22-Jan-18	44	23	10	1
Rajon Rondo	at Houston	11-Dec-17	13	12	12	-
DeMarcus Cousins	vs. Cleveland	28-Oct-17	29	12	10	-
Tim Frazier	at Phoenix (OT)	11-Dec-16	14	11	11	1
Tyreke Evans	at Oklahoma City	6-Feb-15	22	10	16	-
Tyreke Evans	at LA Clippers	18-Dec-13	11	13	10	-
Greivis Vasquez	at Atlanta	8-Feb-13	21	11	12	-
Jarrett Jack	vs. Golden State	21-Mar-12	17	10	11	-
Darren Collison	vs. Indiana	19-Feb-10	18	13	12	-
Chris Paul	at Houston	29-Dec-09	16	11	10	-
Chris Paul	at Washington	11-Mar-09	30	10	13	-
Chris Paul	vs. Philadelphia	26-Jan-09	27	10	15	-
Chris Paul	at Dallas	14-Jan-09	33	10	11	-
Chris Paul	vs. Washington	30-Dec-08	15	10	16	-
Chris Paul	at LA Clippers	24-Nov-08	14	10	17	-
Chris Paul	vs. Oklahoma City	22-Nov-08	29	10	16	-
Chris Paul	vs. Golden State	6-Apr-08	16	10	13	-
Chris Paul	vs. Chicago	1-Dec-06	25	11	18	-
Chris Paul	vs. Golden State (OT)	5-Apr-06	17	11	16	-
Chris Paul	at Toronto (2OT)	2-Apr-06	24	12	12	-
Baron Davis	vs. Sacramento (OT)	8-Jan-05	26	10	17	-
Jamal Mashburn	vs. Atlanta	16-Apr-03	15	10	11	-
Jamal Mashburn	vs. Miami	26-Feb-03	18	13	13	-

20-Point/20-Rebound Performances

Jonas Valanciunas	at Minnesota	25-Oct-21	22 pts, 23 rbs
Derrick Favors	vs. LA Clippers	14-Nov-20	20 pts, 20 rbs
Anthony Davis	at Brooklyn	2-Jan-19	34 pts, 26 rbs
Anthony Davis	at L.A. Lakers	21-Dec-18	30 pts, 20 rbs
Anthony Davis	at Toronto	12-Nov-18	25 pts, 20 rbs
DeMarcus Cousins	vs. Chicago (2OT)	22-Jan-18	44 pts, 23 rbs
DeMarcus Cousins	vs. Dallas	29-Dec-17	32 pts, 20 rbs
DeMarcus Cousins	vs. Denver	6-Dec-17	40 pts, 22 rbs
DeMarcus Cousins	at Dallas	3-Nov-17	20 pts, 22 rbs
DeMarcus Cousins	at Sacramento	26-Oct-17	41 pts, 23 rbs
Anthony Davis	at Charlotte (OT)	11-Mar-17	46 pts, 21 rbs
Anthony Davis	vs. Miami	23-Dec-16	28 pts, 22 rbs
Anthony Davis	at Detroit	21-Feb-16	59 pts, 20 rbs
Anthony Davis	vs. Boston	16-Mar-14	40 pts, 21 rbs
Tyson Chandler	at Golden State	4-Jan-08	22 pts, 22 rbs
Tyson Chandler	vs. L.A. Lakers	23-Mar-07	22 pts, 22 rbs
Jamaal Magloire	at Toronto	7-Mar-04	23 pts, 21 rbs

MISCELLANEOUS RECORDS

Year-By-Year Comparisons

Year-By-Year	02-03	03-04	04-05	05-06	06-07	07-08	08-09	09-10	10-11	11-12	12-13	13-14	14-15	15-16	16-17
Record	47-35	41-41	18-64	38-44	39-43	56-26	49-33	37-45	46-36	21-45	27-55	34-48	45-37	30-52	34-48
Home Record	29-12	25-16	11-30	24-17	24-17	30-11	28-13	24-17	28-13	11-22	16-25	22-19	28-15	21-20	21-20
Away Record	18-23	16-25	7-34	14-27	15-26	26-15	21-20	13-28	18-23	10-23	11-30	12-29	17-24	9-32	13-28
vs. Eastern Conference	32-22	30-24	8-22	13-17	16-14	22-8	19-11	11-19	19-11	7-11	12-18	19-11	16-14	10-20	14-16
vs. Western Conference	15-13	11-17	10-42	25-27	23-29	34-18	30-22	26-26	27-25	14-34	15-37	15-37	29-23	20-32	20-32
Overtime	5-4	3-3	2-6	2-1	7-0	4-0	1-2	3-3	4-2	1-2	1-3	5-0	0-3	1-3	3-5
Average Points	93.9	91.8	88.4	92.8	95.5	100.9	95.8	100.2	94.9	89.6	94.1	99.7	99.4	102.7	104.6
Average Rebounds	45.6	42.8	40.2	40.2	43.1	41.8	39.7	40.3	47.7	41.1	41.6	41.7	43.5	42.6	43.7
Average Assists	22.0	20.9	21.0	18.5	18.7	21.8	19.6	22.3	20.6	20.7	21.0	21.3	22.0	22.2	22.8
Average Steals	8.0	8.6	6.7	7.5	6.4	7.8	7.2	7.6	7.4	6.3	7.9	6.7	7.7	7.7	7.8
Average Turnovers	14.8	15.0	14.8	13.4	14.5	11.9	12.5	13.5	13.0	15.5	14.5	13.8	13.3	13.4	12.9
Average Blocks	4.8	4.2	3.8	3.8	4.2	3.9	4.1	3.6	4.4	4.8	5.4	6.4	6.2	4.2	5.5
Field Goal Percentage	.435	.420	.415	.440	.445	.466	.457	.464	.459	.451	.448	.459	.457	.448	.450
Free Throw Percentage	.768	.751	.766	.758	.740	.769	.807	.778	.765	.757	.776	.769	.751	.776	.750
Three Point Percentage	.376	.319	.315	.339	.362	.389	.364	.363	.360	.333	.363	.373	.370	.360	.350
Bench Scoring	22.5	23.5	30.7	30.3	27.8	24.4	22.7	29.5	30.2	30.4	34.9	34.7	31.9	37.4	37.1
Games decided by 3 pts. or less	7-7	9-5	6-11	7-5	7-3	8-4	8-1	6-3	8-6	4-9	7-5	7-10	10-4	5-5	6-6
Games Decided by 10+ pts.	19-12	18-17	2-30	14-28	14-21	37-15	23-17	5-24	16-17	7-19	10-24	10-21	19-12	10-23	17-22

Year-By-Year Comparisons (contd.)

Year-By-Year	17-18	18-19	19-20	20-21	21-22
Record	48-34	33-49	30-42	31-41	36-46
Home Record	24-17	19-22	15-21	18-18	19-22
Away Record	24-17	14-27	15-21	13-23	17-24
vs. Eastern Conference	21-9	10-20	12-12	13-17	11-19
vs. Western Conference	27-25	23-29	18-30	18-24	25-27
Overtime	7-2	1-2	2-4	2-4	1-2
Average Points	111.7	115.4	115.8	114.6	109.3
Average Rebounds	44.3	55.4	46.5	47.4	45.2
Average Assists	26.8	27.0	26.8	26.0	25.0
Average Steals	8.0	7.4	7.5	7.6	8.29
Average Turnovers	14.9	14.8	16.4	14.6	14.1
Average Blocks	5.9	5.4	5.0	4.4	4.0
Field Goal Percentage	.483	.473	.465	.477	.457
Free Throw Percentage	.772	.761	.729	.729	.789
Three Point Percentage	.362	.344	.370	.348	.332
Bench Scoring	27.9	33.3	38.5	32.5	33.6
Games decided by 3 pts. or less	7-3	4-6	2-6	2-11	4-3
Games Decided by 10+ pts.	16-14	17-31	18-15	13-21	15-20

Franchise Record When...

Year-By-Year	02-03	03-04	04-05	05-06	06-07	07-08	08-09	09-10	10-11	11-12	12-13	13-14	14-15	15-16	16-17
Equal or outrebound opp.	38-18	23-15	12-26	26-14	26-25	36-12	34-12	23-10	28-14	15-21	21-31	22-25	32-17	21-13	19-7
Outrebound and outshoot opp.	26-5	18-0	6-5	17-3	13-7	28-1	25-3	13-2	21-2	14-6	14-4	19-4	27-2	13-2	15-0
Bench outscores opp. bench	20-16	15-16	12-34	25-24	20-18	29-6	20-8	13-23	30-17	8-21	20-28	16-29	24-15	23-26	22-18
Lead at halftime	31-9	26-12	10-8	27-12	26-8	4-7	34-9	20-9	30-14	13-18	15-23	22-18	32-11	19-16	23-13
Tied at halftime	1-0	1-0	2-3	5-1	4-5	2-0	4-0	3-0	4-2	2-1	2-4	2-4	2-4	1-1	1-1
Trail at halftime	15-26	14-29	6-53	6-31	9-30	12-19	11-24	14-36	12-20	16-26	12-38	10-26	11-22	10-35	10-34
Lead or tied after third	40-7	33-7	16-9	27-8	30-12	48-4	41-5	24-6	40-11	17-12	15-17	26-12	39-9	24-7	26-5
Trail after third	7-28	8-34	2-55	11-36	9-31	8-22	8-28	13-39	6-25	4-33	12-38	8-36	6-29	5-45	8-43
Shoot 50 percent or better	10-0	6-0	2-1	7-2	7-4	20-1	13-4	15-7	15-3	8-8	10-6	15-5	20-1	11-2	10-2
Shoot below 50 percent	37-35	35-41	16-63	31-42	32-39	36-25	36-29	22-38	31-33	13-37	17-48	19-43	25-36	19-30	23-45
Shoot equal or better than opp.	33-7	29-3	13-15	27-5	26-10	40-4	34-6	25-8	35-6	21-32	20-10	29-9	37-9	20-11	28-6
Outshot by opponent	14-28	12-38	5-49	11-39	13-33	16-22	15-27	12-37	11-30	0-13	7-44	5-39	7-28	9-41	6-42
Opp. shoots 50 percent or better	2-8	2-16	0-21	2-14	4-14	12-9	8-9	8-26	5-19	0-12	1-23	4-19	3-16	4-16	1-14
Opp. shoots below 50 percent	45-27	39-25	18-43	36-30	35-29	44-17	41-24	29-19	41-17	21-33	27-31	30-29	42-21	26-36	33-34
Opp. 100 or more points	23-3	14-5	4-5	17-1	21-11	42-3	28-5	23-16	18-5	4-5	12-12	17-13	34-10	29-16	31-24
Score less than 100 points	24-32	27-36	14-59	19-37	18-32	14-23	21-28	14-29	28-31	17-40	15-43	7-35	11-18	1-36	3-23
Opp. scores 100 or more points	4-10	2-14	4-25	6-23	9-25	14-14	7-18	13-37	7-22	0-16	2-35	15-36	15-22	18-42	16-37
Opp. scores under 100 points	43-25	39-27	14-59	32-21	30-18	42-12	42-15	14-29	39-14	21-29	25-20	19-12	30-15	12-10	16-11
Grab 50 or more rebounds	11-6	11-3	2-1	3-2	10-1	7-1	3-1	5-3	4-1	4-3	1-3	7-3	8-4	5-7	11-3
Grab 40 or more rebounds	37-23	32-24	14-30	29-26	32-25	36-16	27-14	26-17	29-15	14-20	22-31	22-28	31-24	23-30	30-32
Grab less than 40 rebounds	10-12	9-17	4-34	9-28	7-18	20-10	22-19	11-28	17-21	7-25	5-23	12-20	11-9	6-19	3-16
Shoot more free throws than opp.	25-12	24-16	11-16	27-18	26-19	34-12	8-5	23-10	23-13	9-17	16-22	14-16	26-20	14-20	22-28
Shoot equal or fewer free throws	22-23	17-25	7-48	11-26	13-24	22-14	41-28	14-35	19-23	12-38	11-33	20-22	19-17	16-32	12-28
Commit more turnovers than opp.	22-23	18-24	8-34	14-22	19-24	13-17	13-17	16-16	12-15	9-21	11-33	7-23	25-26	11-26	7-22
Commit equal or fewer turnovers	25-12	23-17	10-30	24-22	20-19	43-9	36-16	21-29	34-21	12-14	16-22	27-25	20-11	19-26	27-26

MISCELLANEOUS RECORDS

Franchise Record When... (contd.)

Year-By-Year	17-18	18-19	19-20	20-21	21-22
Equal or outrebound opp.	35-10	28-31	26-18	28-31	30-25
Outrebound and outshoot opp.	29-5	26-15	21-3	24-9	18-1
Bench outscorers opp. bench	13-11	9-18	19-15	12-19	18-21
Lead at halftime	33-14	20-13	20-6	19-11	24-8
Tied at halftime	2-1	2-2	2-1	3-1	1-1
Trail at halftime	13-19	11-34	8-35	8-30	11-37
Lead or tied after third	39-8	28-7	25-11	25-11	30-7
Trail after third	9-26	5-42	5-31	5-31	6-39
Shoot 50 percent or better	30-7	19-3	11-7	18-8	16-5
Shoot below 50 percent	18-27	14-42	19-30	11-34	20-41
Shoot equal or better than opp.	46-8	25-14	25-12	26-15	24-7
Outshot by opponent	2-20	8-35	5-30	4-27	11-39
Opp. shoots 50 percent or better	2-11	3-12	3-17	3-19	6-26
Opp. shoots below 50 percent	46-23	27-57	23-22	26-23	30-20
Score 100 or more points	45-22	33-41	30-39	28-26	34-32
Score less than 100 points	3-12	0-8	0-3	1-6	2-14
Opp. scores 100 or more points	36-32	28-47	26-42	24-42	20-44
Opp. scores under 100 points	12-2	5-2	4-0	6-0	16-2
Grab 50 or more rebounds	15-4	16-12	14-7	18-12	13-7
Grab 40 or more rebounds	43-19	33-45	29-36	29-30	29-37
Grab less than 40 rebounds	4-13	0-4	1-6	0-9	7-9
Shoot more free throws than opp.	27-16	18-15	13-15	26-24	22-22
Shoot equal or fewer free throws	21-17	15-34	17-27	5-17	14-24
Commit more turnovers than opp.	23-22	18-31	21-24	15-25	13-23
Commit equal or fewer turnovers	25-12	15-18	9-18	15-17	23-23

Franchise Record by Month

	OCT.	NOV.	DEC.	JAN.	FEB.	MAR.	APR.
2002-03	1-0	10-5	7-10	6-8	9-4	8-6	6-2
2003-04	2-0	9-6	9-6	6-9	6-6	5-11	4-3
2004-05	-	1-12	1-14	6-10	3-9	5-9	2-10
2005-06	-	7-7	5-10	10-5	9-4	3-11	4-7
2006-07	-	8-7	4-11	7-8	9-4	5-10	6-3
2007-08	1-0	10-6	9-5	12-2	7-5	11-4	6-4
2008-09	2-0	7-6	10-3	9-7	7-6	11-5	3-6
2009-10	1-1	6-9	7-6	12-5	5-8	4-12	2-4
2010-11	3-0	9-5	7-9	12-4	4-8	8-6	3-4
2011-12	-	-	2-1	2-16	4-10	5-12	8-6
2012-13	0-1	4-9	3-13	8-8	5-8	6-9	1-7
2013-14	0-1	7-7	7-7	5-11	4-9	9-7	2-6
2014-15	1-0	6-8	9-8	9-6	6-5	8-7	6-3
2015-16	0-3	4-10	6-9	8-6	5-7	5-12	2-5
2016-17	0-3	7-3	7-9	5-9	4-7	10-6	1-5
2017-18	3-4	8-6	7-8	9-5	8-3	8-6	5-1
2018-19	4-3	7-9	6-9	6-8	4-7	5-10	1-3
2019-20	1-4	5-9	5-10	9-6	6-4	2-3	-
2020-21	-	-	3-2	4-9	7-8	7-6	7-10
2021-22	1-6	5-11	7-5	5-10	7-4	8-7	3-3
Totals	20-26	120-141	121-155	144-152	119-126	133-141	72-92

*July/August 2020: 2-6

*May 2021: 2-7

Franchise Record by Day of The Week

	SUN	MON	TUE	WED	THU	FRI	SAT
2002-03	4-5	4-5	4-5	14-6	1-1	15-5	5-8
2003-04	1-3	1-8	4-8	16-3	2-4	8-7	9-8
2004-05	0-10	2-10	2-7	4-18	0-0	6-10	4-9
2005-06	3-4	5-8	2-7	12-10	0-2	7-7	9-6
2006-07	2-2	4-3	7-10	10-6	1-3	8-10	7-9
2007-08	6-2	5-6	5-1	17-7	0-0	13-7	10-3
2008-09	7-1	5-6	6-1	12-9	3-1	9-10	7-5
2009-10	3-7	7-7	2-3	12-11	1-1	7-10	5-6
2010-11	5-8	3-10	2-2	15-8	1-0	13-4	7-4
2011-12	1-4	4-10	1-2	6-11	2-5	4-6	3-7
2012-13	5-5	6-2	1-9	6-19	0-0	5-14	3-6
2013-14	4-4	6-7	2-6	7-14	0-0	11-8	4-9
2014-15	6-4	5-8	10-2	7-8	1-2	11-7	4-6
2015-16	5-2	3-8	2-8	6-11	4-5	6-8	4-10
2016-17	4-7	6-5	5-7	7-9	3-3	7-9	2-8
2017-18	7-3	6-4	5-4	12-6	2-2	8-9	8-6
2018-19	3-5	8-7	2-4	7-13	1-3	6-9	6-8
2019-20	4-6	4-5	2-7	3-4	5-5	6-8	3-7
2020-21	7-4	4-4	4-5	4-9	3-6	5-10	3-4
2021-22	5-7	4-7	6-6	4-8	6-2	10-6	1-10
Totals	85-93	91-130	72-104	181-190	36-45	164-104	139

MISCELLANEOUS RECORDS

Franchise Record by Division/Conference

	Atlantic	Central	SE	East	Midwest	Pacific	NW	SW	West
2002-03	15-11	17-11	-	32-22	7-7	8-6	-	-	15-13
2003-04	16-10	14-14	-	30-24	4-10	7-7	-	-	11-17
2004-05	2-8	3-7	3-7	8-22	-	4-14	4-14	2-14	10-42
2005-06	5-5	2-8	6-4	13-17	-	8-10	10-8	7-9	25-27
2006-07	5-5	5-5	6-4	16-14	-	8-10	9-9	6-10	23-29
2007-08	8-2	7-3	7-3	22-8	-	13-5	11-7	10-6	34-18
2008-09	6-4	7-3	6-4	19-11	-	11-7	10-8	9-7	30-22
2009-10	2-8	4-6	5-5	11-19	-	11-7	8-10	7-9	26-26
2010-11	4-6	6-4	9-1	19-11	-	9-9	9-9	9-7	27-25
2011-12	3-2	2-5	2-4	7-11	-	5-12	6-11	3-11	14-34
2012-13	3-7	5-5	4-6	12-18	-	5-13	5-13	5-11	15-37
2013-14	6-4	8-2	5-5	19-11	-	4-14	7-11	4-12	15-37
2014-15	6-4	5-5	5-5	16-14	-	11-7	10-8	8-8	29-23
2015-16	4-6	4-6	2-8	10-20	-	8-10	8-10	4-12	20-32
2016-17	5-5	4-6	5-5	14-16	-	7-11	7-11	6-10	20-32
2017-18	6-4	9-1	6-4	21-9	-	12-6	6-12	9-7	27-25
2018-19	3-7	5-5	2-8	10-20	-	8-10	7-11	8-8	23-29
2019-20	2-6	7-3	3-3	12-12	-	5-12	9-9	4-9	18-30
2020-21	5-5	5-5	3-7	13-17	-	7-8	5-10	6-6	18-24
2021-22	2-8	6-4	3-7	11-19	-	10-8	9-9	6-10	25-27
Totals	108-117	124-108	82-90	313-315	11-17	161-186	140-180	113-166	437-561

SE-Southeast
 NW - Northwest
 SW - Southwest

Games Played

2021-22	Herbert Jones	78
2020-21	Eric Bledsoe	71
2019-20	Josh Hart	65
2018-19	Julius Randle	73
2017-18	Miller/Moore	82
2016-17	Solomon Hill	80
2015-16	Dante Cunningham	80
2014-15	Tyreke Evans	79
2013-14	Al-Farouq Aminu	80
2012-13	Robin Lopez	82
2011-12	Aminu/Belinelli/Vasquez	66
2010-11	Belinelli/Paul	80
2009-10	Emeka Okafor	82
2008-09	Rasual Butler	82
2007-08	Pargo/Paul	80
2006-07	Jannero Pargo	82
2005-06	Rasual Butler	79
2004-05	PJ Brown	82
2003-04	Jamaal Magloire	82
2002-03	Magloire/Mashburn	82

Total Points

2021-22	Jonas Valanciunas	1,314
2020-21	Zion Williamson	1,647
2019-20	Brandon Ingram	1,477
2018-19	Julius Randle	1,565
2017-18	Anthony Davis	2,101
2016-17	Anthony Davis	2,099
2015-16	Anthony Davis	1,481
2014-15	Anthony Davis	1,656
2013-14	Anthony Davis	1,394
2012-13	Ryan Anderson	1,309
2011-12	Marco Belinelli	780
2010-11	David West	1,322
2009-10	David West	1,541
2008-09	Chris Paul	1,781
2007-08	Chris Paul	1,684
2006-07	Chris Paul	1,104
2005-06	David West	1,262
2004-05	Lee Nailon	963
2003-04	Baron Davis	1,532
2002-03	Jamal Mashburn	1,772

Scoring Average (min. 30 games played)

2021-22	Brandon Ingram	22.7
2020-21	Zion Williamson	27.0
2019-20	Brandon Ingram	23.8
2018-19	Anthony Davis	25.9
2017-18	Anthony Davis	28.1
2016-17	Anthony Davis	28.0
2015-16	Anthony Davis	24.3
2014-15	Anthony Davis	24.4
2013-14	Anthony Davis	20.8
2012-13	Eric Gordon	17.0
2011-12	Jarrett Jack	15.6
2010-11	David West	18.9
2009-10	David West	19.0
2008-09	Chris Paul	22.8
2007-08	Chris Paul	21.1
2006-07	David West	18.3
2005-06	David West	17.1
2004-05	Lee Nailon	14.2
2003-04	Baron Davis	22.9
2002-03	Jamal Mashburn	21.6

Minutes Played

2021-22	Herbert Jones	2,335
2020-21	Eric Bledsoe	2,111
2019-20	Jrue Holiday	2,117
2018-19	Jrue Holiday	2,402
2017-18	Anthony Davis	2,727
2016-17	Anthony Davis	2,708
2015-16	Anthony Davis	2,164
2014-15	Tyreke Evans	2,690
2013-14	Anthony Davis	2,358
2012-13	Greivis Vasquez	2,685
2011-12	Marco Belinelli	1,966
2010-11	Chris Paul	2,880
2009-10	David West	2,949
2008-09	Chris Paul	3,002
2007-08	Chris Paul	3,006
2006-07	Desmond Mason	2,575
2005-06	Chris Paul	2,808
2004-05	PJ Brown	2,817
2003-04	Jamaal Magloire	2,777
2002-03	Jamal Mashburn	3,321

Field Goals Made

2021-22	Jonas Valanciunas	510
2020-21	Zion Williamson	634
2019-20	Brandon Ingram	507
2018-19	Julius Randle	571
2017-18	Anthony Davis	780
2016-17	Anthony Davis	770
2015-16	Anthony Davis	560
2014-15	Anthony Davis	642
2013-14	Anthony Davis	522
2012-13	Ryan Anderson	472
2011-12	Marco Belinelli	286
2010-11	David West	528
2009-10	David West	619
2008-09	Chris Paul	631
2007-08	Chris Paul	630
2006-07	Desmond Mason	407
2005-06	David West	530
2004-05	Lee Nailon	415
2003-04	Baron Davis	554
2002-03	Jamal Mashburn	670

Field Goals Attempted

2021-22	Brandon Ingram	983
2020-21	Brandon Ingram	1,101
2019-20	Brandon Ingram	1,096
2018-19	Jrue Holiday	1,159
2017-18	Anthony Davis	1,462
2016-17	Anthony Davis	1,526
2015-16	Anthony Davis	1,136
2014-15	Anthony Davis	1,199
2013-14	Anthony Davis	1,005
2012-13	Ryan Anderson	1,115
2011-12	Marco Belinelli	686
2010-11	David West	1,040
2009-10	David West	1,226
2008-09	David West	1,292
2007-08	David West	1,305
2006-07	Desmond Mason	900
2005-06	David West	1,036
2004-05	Lee Nailon	869
2003-04	Baron Davis	1,402
2002-03	Jamal Mashburn	1,586

MISCELLANEOUS RECORDS

Year-by-Year NBA Statistical Rankings

YEAR	PTS	DEF	FG%	FT%	REB	AST	STL	TO	BS
2002-03	19	5	23	11	8	11	13	T16	18
2003-04	17	11	27	17	9	14	9	17	24
2004-05	30	10	30	13	25	17	25	21	27
2005-06	25	12	26	10	22	26	7	4	24
2006-07	25	10	26	21	6	27	29	8	21
2007-08	9	5	8	11	16	13	8	3	28
2008-09	26	5	16	4	26	28	16	27	26
2009-10	17	21	13	7	25	8	9	9	30
2010-11	27	5	18	15	T24	T21	9	3	20
2011-12	29	8	13	15	24	16	21	27	21
2012-13	25	14	15	8	17	23	30	12	11
2013-14	18	T16	12	11	22	19	12	6	1
2014-15	16	19	10	17	16	11	25	6	1
2015-16	13	26	19	13	22	17	16	8	23
2016-17	T18	9	20	22	13	12	16	5	5
2017-18	3	13	2	15	10	3	8	22	3
2018-19	3	23	6	18	5	3	18	24	7
2019-20	5	21	13	29	16	3	19	29	T13
2020-21	9	24	7	29	3	10	15	22	24
2021-22	21	13	23	10	11	13	7	T17	26

2002-2004 (29 teams in NBA), 2004-present (30 teams)

Field Goal Percentage (Minimum 250 FGA)

2021-22	Jaxson Hayes	(245-398)	.616
2020-21	Jaxson Hayes	(175-280)	.625
2019-20	Jaxson Hayes	(174-259)	.672
2018-19	Cheick Diallo	(168-271)	.620
2017-18	Anthony Davis	(780-1,462)	.534
2016-17	Anthony Davis	(770-1,526)	.505
2015-16	Alonzo Gee	(132-255)	.518
2014-15	Alexis Ajinca	(181-329)	.550
2013-14	Anthony Davis	(522-1005)	.519
2012-13	Robin Lopez	(384-719)	.534
2011-12	Gustavo Ayon	(140-261)	.536
2010-11	Emeka Okafor	(300-524)	.573
2009-10	Emeka Okafor	(348-656)	.530
2008-09	Tyson Chandler	(160-283)	.565
2007-08	Tyson Chandler	(377-605)	.623
2006-07	Tyson Chandler	(292-468)	.624
2005-06	David West	(530-1036)	.512
2004-05	Chris Andersen	(191-358)	.534
2003-04	Robert Traylor	(145-287)	.505
2002-03	PJ Brown	(319-601)	.531

Free Throws Made

2021-22	Brandon Ingram	266
2020-21	Zion Williamson	369
2019-20	Brandon Ingram	313
2018-19	Julius Randle	356
2017-18	Anthony Davis	495
2016-17	Anthony Davis	519
2015-16	Anthony Davis	326
2014-15	Anthony Davis	371
2013-14	Anthony Davis	348
2012-13	Eric Gordon	187
2011-12	Carl Landry	147
2010-11	Chris Paul	337
2009-10	David West	296
2008-09	Chris Paul	455
2007-08	Chris Paul	332
2006-07	Chris Paul	292
2005-06	Chris Paul	394
2004-05	PJ Brown	210
2003-04	Jamaal Magloire	353
2002-03	Jamal Mashburn	313

Free Throws Attempted

2021-22	Brandon Ingram	322
2020-21	Zion Williamson	529
2019-20	Brandon Ingram	368
2018-19	Julius Randle	487
2017-18	Anthony Davis	598
2016-17	Anthony Davis	647
2015-16	Anthony Davis	430
2014-15	Anthony Davis	461
2013-14	Anthony Davis	440
2012-13	Anthony Davis	225
2011-12	Carl Landry	184
2010-11	Chris Paul	384
2009-10	David West	342
2008-09	Chris Paul	524
2007-08	Chris Paul	390
2006-07	Chris Paul	357
2005-06	Chris Paul	465
2004-05	PJ Brown	243
2003-04	Jamaal Magloire	470
2002-03	Jamal Mashburn	369

MISCELLANEOUS RECORDS

CAREER LEADERS

Seasons

1. David West	8
2. Anthony Davis	7
Jrue Holiday	7
3. Chris Paul	6
4. Eric Gordon	5
Peja Stojakovic	5

Games Played

1. David West	530
2. Anthony Davis	466
3. Chris Paul	425
4. Jrue Holiday	415
5. PJ Brown	315

Games Started

1. David West	438
2. Anthony Davis	461
3. Chris Paul	425
4. Jrue Holiday	364
5. PJ Brown	309

Minutes Played

1. David West	17,160
2. Anthony Davis	16,108
3. Chris Paul	15,761
4. Jrue Holiday	13,913
5. PJ Brown	10,559

Total Points

1. Anthony Davis	11,059
2. David West	8,690
3. Chris Paul	7,936
4. Jrue Holiday	7,321
5. BRANDON INGRAM	4,173

Average Points

(min. 82 games)	
1. ZION WILLIAMSON	25.7
2. Anthony Davis	23.7
3. BRANDON INGRAM	23.4
4. Jamal Mashburn	21.5
5. Baron Davis	20.2

Field Goals Made

1. Anthony Davis	4,153
2. David West	3,476
3. Jrue Holiday	2,876
4. Chris Paul	2,793
5. BRANDON INGRAM	1,473

Field Goals Attempted

1. Anthony Davis	8,030
2. David West	7,091
3. Jrue Holiday	6,225
4. Chris Paul	5,929
5. BRANDON INGRAM	3,180

Field Goal Percentage

(min. 1000 FGA)	
1. Tyson Chandler	.611
2. ZION WILLIAMSON	.604
3. Emeka Okafor	.544
4. Julius Randle	.524
5. Alexis Ajinca	.519

3-Point Field Goals Made

1. Jrue Holiday	628
2. Peja Stojakovic	553
3. Ryan Anderson	533
4. Eric Gordon	421
5. Rasual Butler	410

3-Point Field Goal Attempted

1. Jrue Holiday	1,817
2. Ryan Anderson	1,438
3. Peja Stojakovic	1,369
4. Rasual Butler	1,097
5. Eric Gordon	1,080

3-Point Field Goal Percentage

(min. 200 3PA)	
1. Luke Babbitt	.436
2. JJ Redick	.430
3. Quincy Pondexter	.416
4. Peja Stojakovic	.404
E'Twaun Moore	.404

Free Throws Made

1. Anthony Davis	2,572
2. Chris Paul	1,971
3. David West	1,704
4. Jrue Holiday	941
5. BRANDON INGRAM	860

Free Throws Attempted

1. Anthony Davis	3,234
2. Chris Paul	2,310
3. David West	2,030
4. Jrue Holiday	1,214
5. BRANDON INGRAM	1,010

Free Throw Percentage

(min. 125 FTA)	
1. JJ Redick	.905
2. Peja Stojakovic	.899
3. Ryan Anderson	.868
4. Jarrett Jack	.858
5. Chris Paul	.853

Offensive Rebounds

1. Anthony Davis	1,208
2. David West	1,110
3. PJ Brown	928
4. Tyson Chandler	805
5. Jamaal Magloire	607

Defensive Rebounds

1. Anthony Davis	3,698
2. David West	2,743
3. PJ Brown	1,747
4. Chris Paul	1,647
5. Tyson Chandler	1,420

Total Rebounds

1. Anthony Davis	4,906
2. David West	3,853
3. PJ Brown	2,675
4. Tyson Chandler	2,225
5. Chris Paul	1,951

Average Rebounds

(min. 82 games)	
1. Tyson Chandler	11.3
2. Anthony Davis	10.5
3. Jamaal Magloire	9.5
4. Emeka Okafor	8.5
PJ Brown	8.5

Assists

1. Chris Paul	4,228
2. Jrue Holiday	2,833
3. Tyreke Evans	1,139
4. Greivis Vasquez	1,063
5. David West	1,042

Average Assists

(min. 82 games)	
1. Chris Paul	9.9
2. Greivis Vasquez	7.4
3. Baron Davis	7.0
4. Jrue Holiday	6.8
5. Lonzo Ball	6.4

Steals

1. Chris Paul	1,010
2. Anthony Davis	639
3. Jrue Holiday	638
4. David West	396
5. Baron Davis	280

Turnovers

1. Jrue Holiday	1,164
2. Chris Paul	1,065
3. David West	931
4. Anthony Davis	869
5. Tyreke Evans	533

Blocked Shots

1. Anthony Davis	1,121
2. David West	435
3. Emeka Okafor	305
4. Tyson Chandler	269
5. Jrue Holiday	267

MISCELLANEOUS RECORDS

Single Game

Most Points Scored By New Orleans In A Loss	140	at GSW (147)	16-Jan-19
Fewest Points Scored By New Orleans In A Victory	75	at SAC (71) at CHA (67)	21-Nov-10 16-Apr-12
Widest Margin In A New Orleans Victory	48	vs. MIN (139-91)	14-Nov-14
Widest Margin In A New Orleans Loss	46	at DAL (130-84)	7-Dec-19
Most Free Throws Missed	16	vs. MIA (16-32) vs. ORL (15-31)	21-Nov-06 28-Oct-14
Most Players Scoring In Double Figures	9	vs. PHX	16-Mar-19
Fewest Players Scoring In Double Figures	1	Done five times; most recently: at OKC	27-Feb-13
Most Players Scoring 20 Or More Points	4	Done 22 times; most recently: vs. MIL	29-Jan-21

Single Season

Longest Winning Streak	10		9-Jan-11 thru 26-Jan-11 10-Feb-18 thru 7-Mar-18
Longest Home Winning Streak	11		30-Oct-02 thru 6-Dec-02 27-Feb-08 thru 6-Apr-08
Longest Road Winning Streak	8		19-Dec-07 thru 26-Jan-08
Longest Losing Streak	13		23-Nov-19 thru 17-Dec-19
Longest Home Losing Streak	10		16-Mar-05 thru 20-Apr-05
Longest Road Losing Streak	15		23-Nov-04 thru 7-Jan-05
Most Consecutive 100-point games	49		9-Dec-19 thru 13-Aug-20
Most 30+ Point Games	36	Anthony Davis	2016-17
Most 20+ Point Games	59	Anthony Davis	2016-17
Most 10+ Point Games	79	Jamal Mashburn	2002-03
Most 10+ Point And 10+ Rebound Games	50	Jonas Valanciūnas	2021-22
Most Consecutive 30+ Point Games	5	Anthony Davis	7-Jan-19 thru 16-Jan-19
Most Consecutive 20+ Point Games	25	Zion Williamson	6-Feb-21 thru 6-Apr-21
Most Consecutive 10+ Point Games	61	Brandon Ingram Zion Williamson	23-Dec-20 thru 4-May-21 23-Dec-20 thru 4-May-21
Most Times Led Or Shared Scoring Lead	61	Anthony Davis	2016-17

Career

Most Consecutive Games Played	175	Jamaal Magloire	30-Oct-02 thru 26-Nov-04
Most Consecutive Games Started	429	David West	1-Nov-05 thru 24-Mar-11
Most Consecutive 10+ Point Games	128	Brandon Ingram	4-Nov-19 thru 20-Nov-21

PLAYOFF RECORDS

2003 NBA Playoffs • First Round (2-4)

No.	Date	H/A	W/L	Opp	NOH/Opp	NOH Hi Scorer	NOH Hi Reb	Opp Hi Scorer	Opp Hi Reb	Attend
1	4/20	A	L	PHI	90-98	Mashburn 28	Brown 8	Iverson 55	Van Horn 10	19,711
2	4/23	A	L	PHI	85-90	Wesley 24	Magloire 7	Iverson 29	K. Thomas 16	20,229
3	4/26	H	W	PHI	99-85	Davis 28	Brown 12	Iverson 28	Van Horn 9	17,320
4	4/28	H	L	PHI	87-96	Davis 34	Brown 9	Iverson 22	K. Thomas 8	16,243
5	4/30	A	W	PHI	93-91	Mashburn 21	Magloire 12	Iverson 30	Thomas 14	19,403
6	5/2	H	L	PHI	103-107	Mashburn 36	Three with 8	Iverson 45	Van Horn 18	18,570

2004 NBA Playoffs • First Round (3-4)

No.	Date	H/A	W/L	Opp	NOH/Opp	NOH Hi Scorer	NOH Hi Reb	Opp Hi Scorer	Opp Hi Reb	Attend
1	4/18	A	L	MIA	79-81	Davis 17	Brown, Magloire 11	Wade 21	Odom 11	20,102
2	4/21	A	L	MIA	63-93	Davis 13	Magloire 10	E. Jones 19	Grant 11	20,189
3	4/24	H	W	MIA	77-71	Davis 21	Brown, Lynch 11	C. Butler 24	C. Butler 15	14,251
4	4/27	H	W	MIA	96-85	Davis 23	Brown, West 7	Odom 25	Grant 9	16,009
5	4/30	A	L	MIA	83-87	Davis 33	Brown 13	E. Jones 25	C. Butler 11	20,147
6	5/2	H	W	MIA	89-83	Brown,Lyn 16	Brown, Mag 9	Wade 27	Odom 11	17,297
7	5/4	A	L	MIA	77-85	Smith 25	Magloire 10	Butler 23	Three with 9	20,286

2008 NBA Playoffs • First Round (4-1)

No.	Date	H/A	W/L	Opp	NOH/Opp	NOH Hi Scorer	NOH Hi Reb	Opp Hi Scorer	Opp Hi Reb	Attend
1	4/19	H	W	DAL	104-92	Paul 35	Chandler 15	Nowitzki 31	Nowitzki 10	17,446
2	4/21	H	W	DAL	127-103	Paul 32	Chandler 11	Nowitzki 27	Bass 8	17,885
3	4/24	A	L	DAL	87-97	Pargo 30	Chandler 11	Nowitzki 21	Nowitzki 19	20,839
4	4/27	A	W	DAL	97-84	West 24	West 9	Nowitzki 22	Nowitzki 13	20,644
5	4/30	H	W	DAL	99-94	West 25	Chandler 14	Nowitzki 22	Nowitzki 13	18,620

2008 NBA Playoffs • Second Round (3-4)

No.	Date	H/A	W/L	Opp	NOH/Opp	NOH Hi Scorer	NOH Hi Reb	Opp Hi Scorer	Opp Hi Reb	Attend
1	5/3	H	W	SAS	104-82	West 30	Chandler 15	Parker 23	Ginobili/Oberto 6	18,040
2	5/5	H	W	SAS	102-84	Paul 30	Chandler 11	Duncan 18	Duncan 8	17,927
3	5/8	A	L	SAS	99-110	Paul 35	West 12	Parker/Ginobili 31	Duncan 13	18,797
4	5/11	A	L	SAS	80-100	Paul 23	Paul/Armstrong 6	Duncan 22	Duncan 15	18,797
5	5/13	H	W	SAS	101-79	West 38	West 14	Ginobili 20	Duncan 23	18,246
6	5/15	A	L	SAS	80-99	Paul 21	Five with 6	Ginobili 25	Duncan 15	18,797
7	5/19	H	L	SAS	82-91	West 20	Chandler 15	Ginobili 26	Duncan 14	18,235

2009 NBA Playoffs • First Round (1-4)

No.	Date	H/A	W/L	Opp	NOH/Opp	NOH Hi Scorer	NOH Hi Reb	Opp Hi Scorer	Opp Hi Reb	Attend
1	4/19	A	L	DEN	84-113	Paul 21	West 6	Billups 36	Hilario 14	19,536
2	4/22	A	L	DEN	93-108	West 21	Chandler 11	Billups 31	Hilario 8	19,623
3	4/25	H	W	DEN	95-93	Paul 32	West 9	Anthony 25	Martin 10	17,489
4	4/27	H	L	DEN	63-121	West 14	Posey 7	Anthony 26	Andersen 8	17,236
5	4/29	A	L	DEN	86-107	West 24	West 9	Anthony 34	Hilario/Martin/Anderson 7	19,623

2011 NBA Playoffs • First Round (2-4)

No.	Date	H/A	W/L	Opp	NOH/Opp	NOH Hi Scorer	NOH Hi Reb	Opp Hi Scorer	Opp Hi Reb	Attend
1	4/17	A	W	LAL	109-100	Paul 33	Ariza/Paul 7	Bryant 34	World Peace 11	18,997
2	4/20	A	L	LAL	78-87	Ariza 22	Gray 8	Bynum 17	Bynum 11	18,997
3	4/22	H	L	LAL	86-100	Landry 23	Ariza 12	Bryant 30	Bynum 11	18,340
4	4/24	H	W	LAL	93-88	Paul 27	Paul 13	Bryant 17	Bynum 9	18,083
5	4/26	A	L	LAL	90-106	Ariza 22	Gray 6	Bryant 19	Bynum 10	18,997
6	4/28	H	L	LAL	80-98	Landry 19	Paul 8	Bryant 24	Bynum 12	17,949

2015 NBA Playoffs • First Round (0-4)

No.	Date	H/A	W/L	Opp	NOP/Opp	NOP Hi Scorer	NOP Hi Reb	Opp Hi Scorer	Opp Hi Reb	Attend
1	4/18	A	L	GSW	99-106	Davis 35	Asik/Pondexter 9	Curry 34	Bogut 14	19,596
2	4/20	A	L	GSW	87-97	Davis 26	Asik 13	Thompson 26	Bogut 14	19,596
3	4/23	H	L	GSW	119-123*	Davis 29	Davis 15	Curry 40	Green 17	18,444
4	4/25	H	L	GSW	98-109	Davis 36	Davis 11	Curry 39	Green 10	18,443

* overtime

2018 NBA Playoffs • First Round (4-0)

No.	Date	H/A	W/L	Opp	NOP/Opp	NOP Hi Scorer	NOP Hi Reb	Opp Hi Scorer	Opp Hi Reb	Attend
1	4/14	A	W	POR	97-95	Davis 35	Davis 14	McCollum 19	Nurkic 11	19,882
2	4/17	A	W	POR	111-102	Holiday 33	Davis 12	McCollum 22	Aminu 15	20,066
3	4/19	H	W	POR	119-102	Mirotic 30	Davis 11	McCollum 22	Aminu/Davis 8	18,551
4	4/21	H	W	POR	131-123	Davis 47	Mirotic 11	McCollum 38	Nurkic 11	18,544

PLAYOFF RECORDS

Franchise - Team Highs and Lows

	HIGHS			LOWS		
Total Points	131	vs. Portland	21-Apr-18	63	vs. Denver at Miami	27-Apr-09 21-Apr-04
Field Goals Made	48	3 times (vs. GSW, 4-May-18)		17	vs. Denver	27-Apr-09
Field Goals Attempts	105	at Golden State	1-May-18	54	vs. Denver	27-Apr-09
Field Goal Percentage	.608	vs. Dallas	22-Apr-08	.244	at Miami	21-Apr-04
Three-Pt. Field Goals Made	17	at Phoenix	19-Apr-22	2	4 times (vs. LAL, 22-Apr-11)	
Three-Pt. Field Goals Attempted	37	at Golden State	1-May-18	9	at San Antonio	15-May-08
Free Throws Made	32	vs. Phoenix	24-Apr-22	7	at Golden State	1-May-18
		vs. Portland	21-Apr-18		at Portland	14-Apr-18
Free Throws Attempted	42	vs. Phoenix	24-Apr-22	9	at Golden State	1-May-18
Free Throw Percentage	1.000	at Dallas (13-13)	25-Apr-08	.609	vs. Philadelphia (14-23)	2-May-03
Offensive Rebs	25	at Phoenix	17-Apr-22	3	at Los Angeles Lakers	26-Apr-11
Defensive Rebs	44	vs. Golden State	4-May-18	22	at Los Angeles Lakers	26-Apr-11
Total Rebs	55	at Phoenix	17-Apr-22	25	at Los Angeles Lakers	26-Apr-11
Assists	36	vs. Golden State	4-May-18	10	vs. Denver	27-Apr-09
Steals	16	vs. Portland	19-Apr-18	1	at Denver	22-Apr-09
Turnovers	26	vs. Denver	27-Apr-09	3	at Los Angeles Lakers	17-Apr-11
Blocked Shots	12	at Portland	14-Apr-18	0	vs. Phoenix	28-Apr-22
1st Quarter Points	39	vs. Dallas	22-Apr-08	13	at Golden State	18-Apr-15
2nd Quarter Points	33	at San Antonio	5-May-08	14	at Miami	4-May-04
3rd Quarter Points	42	vs. Portland	21-Apr-18	10	at Miami	21-Apr-04
4th Quarter Points	36	at Los Angeles Lakers	17-Apr-11	13	vs. Denver	27-Apr-09
1st Half Points	67	vs. Dallas	22-Apr-08	31	at Miami	4-May-04
2nd Half Points	73	vs. Portland	21-Apr-18	24	vs. Denver	27-Apr-09
2nd Half w/ OT Points	56	vs. Golden State	23-Apr-15			
Overtime Points	11	vs. Golden State	23-Apr-15			

Opponents - Team Highs and Lows

	HIGHS			LOWS		
Total Points	123	3 times (at GSW, 28-Apr-18)		71	vs. Miami	24-Apr-04
Field Goals Made	50	vs. Portland	21-Apr-18	25	vs. Miami	24-Apr-04
Field Goals Attempted	104	vs. Golden State (OT)	23-Apr-15	70	3 times (vs. DAL, 22-Apr-08)	
Field Goal Percentage	.600	vs. Phoenix (45-75)	28-Apr-22	.329	vs. Miami (25-76)	24-Apr-04
Three-Pt. Field Goals Made	14	vs. Golden State (OT)	23-Apr-15	2	4 times (at MIA, 4-May-04)	
Three-Pt. Field Goals Attempted	41	vs. Golden State (OT)	23-Apr-15	6	at Philadelphia	23-Apr-03
Free Throws Made	33	vs. Dallas	19-Apr-08	8	at Portland	17-Apr-18
Free Throws Attempted	39	vs. Dallas	22-Apr-08	10	at Portland	17-Apr-18
Free Throw Percentage	.962	vs. Los Angeles Lakers (25-26)	28-Apr-11	.571	vs. San Antonio (12-21)	3-May-08
Offensive Rebs	22	vs. Golden State	23-Apr-15	5	3 times (vs. PHX, 28-Apr-22)	
Defensive Rebs	44	at Golden State	28-Apr-18	23	vs. Los Angeles Lakers	24-Apr-11
					vs. Miami	27-Apr-04
Total Rebs	57	at Golden State	28-Apr-18	32	vs. Los Angeles Lakers	24-Apr-11
					at Philadelphia	20-Apr-03
Assists	36	at Golden State	1-May-18	12	at Dallas	27-Apr-08
					vs. Miami	24-Apr-04
Steals	15	vs. Denver	27-Apr-09	1	at Los Angeles Lakers	17-Apr-11
					vs. San Antonio	13-May-08
Turnovers	24	vs. Portland	19-Apr-18	6	vs. Phoenix	22-Apr-22
					at Denver	22-Apr-09
Blocked Shots	10	at Golden State	28-Apr-18	1	3 times (vs. DEN, 25-Apr-09)	
1st Quarter Points	37	vs. Golden State	6-May-18	14	3 times (vs. MIA, 2-May-04)	
2nd Quarter Points	41	at Golden State	28-Apr-18	14	at Dallas	7-Apr-08
3rd Quarter Points	36	at Golden State	8-May-18	11	vs. San Antonio	13-May-08
4th Quarter Points	36	Twice (vs. POR, 21-Apr-18)		14	Twice (vs. MIA, 27-Apr-04)	
1st Half Points	76	at Golden State	28-Apr-18	29	vs. Miami	24-Apr-04
2nd Half Points	67	Twice (vs. PHX, 28-Apr-22)		32	vs. San Antonio	13-May-08
2nd Half w/ OT Points	71	vs. Golden State	23-Apr-15			
Overtime Points	15	vs. Golden State	23-Apr-15			

PLAYOFF RECORDS

Franchise - Individual Highs

Total Points	47	Anthony Davis	vs. Portland	21-Apr-18
Minutes	48	Chris Paul	vs. San Antonio	19-May-08
Field Goals Made	16	David West	vs. San Antonio	13-May-08
Field Goals Attempted	27	Twice; most recently: Anthony Davis	vs. Golden State at Phoenix	4-May-18 19-Apr-22
Three-Point Field Goals Made	6	CJ McCollum	Twice	
Three-Point Field Goals Attempted	12	Baron Davis	vs. Portland	21-Apr-18
Free Throws Made	15	Anthony Davis	vs. Portland	21-Apr-18
Free Throws Attempted	17	Anthony Davis	at Golden State	17-Apr-22
Offensive Rebs	13	Jonas Valanciunas	at Phoenix	8-May-18
Defensive Rebs	17	Anthony Davis	at Phoenix	17-Apr-22
Total Rebs	25	Jonas Valanciunas	vs. Golden State	4-May-18
Assists	21	Rajon Rondo	at Golden State	1-May-18
Steals	5	Twice; most recently: Rajon Rondo	at Golden State	1-May-18
Turnovers	7	Rajon Rondo	at Golden State	1-May-18
Blocked Shots	5	David West	vs. San Antonio	13-May-08

Opponents - Individual Highs

Total Points	55	Allen Iverson	at Philadelphia	20-Apr-03
Minutes	48	Dirk Nowitzki	vs. Dallas	29-Apr-08
Field Goals Made	21	Allen Iverson	at Philadelphia	20-Apr-03
Field Goals Attempted	32	Allen Iverson	at Philadelphia	20-Apr-03
Three-Point Field Goals Made	8	Chauncey Billups	at Denver	19-Apr-09
Three-Point Field Goals Attempted	18	Stephen Curry	vs. Golden State	23-Apr-15
Free Throws Made	13	Twice; most recently: Stephen Curry	vs. Golden State	23-Apr-15
Free Throws Attempted	18	Allen Iverson	vs. Philadelphia	2-May-03
Offensive Rebs	8	Andrew Bynum	vs. Los Angeles Lakers	28-Apr-11
Defensive Rebs	18	Twice; most recently: Tim Duncan	vs. San Antonio	13-May-08
Total Rebs	23	Tim Duncan	vs. San Antonio	13-May-08
Assists	14	Chris Paul (Twice)	at/vs. Phoenix	19-Apr-22; 22-Apr-22
Steals	5	Twice; most recently: Caron Butler	at Miami	18-Apr-04
Turnovers	8	Damian Lillard	vs. Portland	19-Apr-18
Blocked Shots	6	3 times; most recently: Chris Andersen	at Denver	19-Apr-09

PLAYOFF RECORDS

TOP TEAM PERFORMANCES

Franchise

Most Points

131	vs. Portland		21-Apr-18
127	vs. Dallas	(48-79)	22-Apr-08
125	at Phoenix	(45-78)	19-Apr-22
119	vs. Golden State	(46-84)	23-Apr-15
	vs. Portland	(46-87)	19-Apr-18
	vs. Golden State	(41-79)	4-May-18

Field Goal Percentage

.608	vs. Dallas	(48-79)	22-Apr-08
.577	vs. Portland	(45-78)	21-Apr-18
.548	at Phoenix	(46-84)	19-Apr-22
.529	vs. Portland	(46-87)	19-Apr-18
.519	at Los Angeles Lakers	(41-79)	17-Apr-11

Free Throw Percentage

1.000	at Dallas	(13-13)	25-Apr-08
.944	vs. Los Angeles Lakers	(17-18)	28-Apr-11
.929	at Golden State	(13-14)	25-Apr-15
.923	at San Antonio	(12-13)	15-May-08
.895	vs. Phoenix	(17-19)	28-Apr-22

Rebounds

55	at Phoenix		17-Apr-22
54	vs. Golden State		4-May-18
51	vs. Philadelphia		26-Apr-03
	vs. Golden State		6-May-18
	vs. San Antonio		3-May-08
50	vs. San Antonio		13-May-08

Assists

36	vs. Golden State		4-May-18
33	at Golden State		1-May-18
32	at Phoenix		19-Apr-22
30	vs. Dallas		22-Apr-08
28	vs. Portland		21-Apr-18

Steals

16	vs. Portland		19-Apr-18
12	at Golden State		1-May-18
11	3 times; most recently: at San Antonio		11-May-08
10	3 times; most recently: at Golden State		20-Apr-15

Opponents

Most Points

123	vs. Golden State		23-Apr-15
	at Golden State		28-Apr-18
	vs. Portland		21-Apr-18
121	vs. Denver		27-Apr-09
	at Golden State		1-May-18

Field Goal Percentage

.600	vs. Phoenix	(45-75)	28-Apr-22
.566	vs. Denver	(43-76)	27-Apr-09
.538	at Phoenix	(42-78)	17-Apr-22
.526	vs. Portland	(50-95)	21-Apr-18
.514	at Denver	(37-72)	29-Apr-09

Free Throw Percentage

.962	vs. Los Angeles Lakers	(25-26)	28-Apr-11
.944	vs. Phoenix	(17-18)	28-Apr-22
.905	vs. San Antonio	(19-21)	19-May-08
.900	at Miami	(27-30)	21-Apr-04
.893	at Philadelphia	(25-28)	30-Apr-03

Rebounds

57	at Golden State		28-Apr-18
52	at Dallas		25-Apr-08
	at Golden State		8-May-18
	at Portland		14-Apr-18
51	at Miami		21-Apr-04
	vs. San Antonio		19-May-08
	vs. Golden State		23-Apr-15

Assists

36	at Golden State		1-May-18
35	at Golden State		8-May-18
33	at Golden State		28-Apr-18
	vs. Phoenix		24-Apr-22
29	vs. Denver		27-Apr-09
28	at San Antonio		8-May-08
	at San Antonio		15-May-08
	at Phoenix		26-Apr-22

Steals

15	vs. Denver		27-Apr-09
13	vs. Philadelphia		28-Apr-03
	at Miami		4-May-04
11	3 times; most recently: vs. Golden State		6-May-18

PLAYOFF RECORDS

TOP INDIVIDUAL PERFORMANCES

Franchise

Points

47	Anthony Davis	vs. Portland	21-Apr-18
41	Jrue Holiday	vs. Portland	21-Apr-18
38	David West	vs. San Antonio	13-May-08
37	Brandon Ingram	at Phoenix	19-Apr-22
36	Jamal Mashburn	vs. Philadelphia	2-May-02
	Anthony Davis	vs. Golden State	25-Apr-15
35	Chris Paul	at San Antonio	8-May-08
	Chris Paul	at Denver	19-Apr-09
	Anthony Davis	at Golden State	18-Apr-15
	Anthony Davis	at Portland	14-Apr-18
34	Brandon Ingram	vs. Phoenix	22-Apr-22

Rebounds

25	Jonas Valančiūnas	at Phoenix	17-Apr-22
19	Anthony Davis	at Golden State	8-May-18
18	Anthony Davis	vs. Golden State	4-May-18
15	Tyson Chandler	vs. Dallas	19-Apr-08
	Tyson Chandler	vs. San Antonio	3-May-08
	Tyson Chandler	vs. San Antonio	19-May-08
	Anthony Davis	vs. Golden State	25-Apr-15
	Anthony Davis	at Golden State	1-May-18
	Jonas Valančiūnas	vs. Phoenix	24-Apr-22

Assists

21	Rajon Rondo	vs. Golden State	4-May-18
17	Chris Paul	vs. Dallas	22-Apr-08
	Rajon Rondo	at Portland	14-Apr-18
16	Rajon Rondo	vs. Portland	21-Apr-18
15	Chris Paul	vs. Dallas	29-Apr-08
	Chris Paul	vs. Los Angeles Lakers	24-Apr-11

Opponents

Points

55	Allen Iverson	at Philadelphia	20-Apr-03
45	Allen Iverson	vs. Philadelphia	2-May-03
40	Stephen Curry	vs. Golden State	23-Apr-15
39	Stephen Curry	vs. Golden State	25-Apr-15
38	CJ McCollum	vs. Portland	21-Apr-18
	Kevin Durant	vs. Golden State	6-May-18

Rebounds

23	Tim Duncan	vs. San Antonio	13-May-08
19	Dirk Nowitzki	at Dallas	25-Apr-08
18	Keith Van Horn	vs. Philadelphia	2-May-03
17	Draymond Green	vs. Golden State	23-Apr-15
	Deandre Ayton	vs. Phoenix	22-Apr-22
16	Kenny Thomas	at Philadelphia	23-Apr-03

Assists

14	Chris Paul	at Phoenix	19-Apr-22
	Chris Paul	vs. Phoenix	22-Apr-22
12	Eric Snow	vs. Philadelphia	28-Apr-03
	Draymond Green	at Golden State	1-May-18
11	Chauncey Billups	vs. Denver	29-Apr-09
	Tony Parker	at San Antonio	8-May-08
	Draymond Green	at Golden State	28-Apr-18
	Chris Paul	vs. Phoenix	24-Apr-22
	Chris Paul	at Phoenix	26-Apr-22

PLAYOFF RECORDS

PLAYOFF LEADERS

Games Played

1. David West	24
2. Chris Paul	23
3. Peja Stojakovic	17
4. Tyson Chandler	16
5. Julian Wright	15

Minutes Played

1. Chris Paul	937
2. David West	774
3. Peja Stojakovic	617
4. Anthony Davis	530
5. Tyson Chandler	506

Total Points

1. Chris Paul	504
2. Anthony Davis	397
3. David West	385
4. Jrue Holiday	232
5. Baron Davis	229

Average Points

(minimum four games played)	
1. Anthony Davis	30.5
2. BRANDON INGRAM	27.0
3. Jamal Mashburn	24.8
4. CJ MCCOLLUM	22.2
5. Chris Paul	21.9

Field Goals Made

1. Chris Paul	183
2. Anthony Davis	153
3. David West	149
4. Jrue Holiday	95
5. Baron Davis	80

Field Goals Attempted

1. Chris Paul	371
2. David West	327
3. Anthony Davis	291
4. Baron Davis	197
5. Jrue Holiday	189

Field Goal Percentage

(minimum 20 FGm)	
1. Emeka Okafor	.625
2. Tyson Chandler	.613
3. LARRY NANCE JR.	.564
4. Anthony Davis	.526
5. Jrue Holiday	.503

3-Point Field Goals Made

1. Peja Stojakovic	36
2. Baron Davis	28
3. David Wesley	25
4. Nikola Mirotic	22
5. Chris Paul	19

3-Point FG Attempted

1. Baron Davis	84
2. Peja Stojakovic	77
3. David Wesley	64
4. Chris Paul	56
5. Jrue Holiday	54

3-Point Percentage

(minimum 10 3FGA)	
1. Steve Smith	.545
2. Rasual Butler	.526
3. Trey Murphy III	.474
4. Peja Stojakovic	.468
5. Morris Peterson	.459

Free Throws Made

1. Chris Paul	119
2. David West	86
3. Anthony Davis	85
4. Jamaal Magloire	46
5. Baron Davis	41

Free Throws Attempted

1. Chris Paul	149
2. Anthony Davis	100
3. David West	97
4. Jamaal Magloire	61
5. Baron Davis	55

Free Throw Percentage

(minimum 10 FTA)	
1. Peja Stojakovic	.925
2. Carl Landry	.917
3. Solomon Hill	.900
4. David West	.887
5. Stacey Augmon	.885

Offensive Rebs

1. Tyson Chandler	53
2. PJ Brown	49
3. David West	34
4. Jamaal Magloire	33
Anthony Davis	33
Jonas Valanciunas	33

Defensive Rebs

1. David West	135
2. Anthony Davis	132
3. Chris Paul	98
4. Tyson Chandler	91
5. Jamaal Magloire	81

Total Rebs

1. David West	169
2. Anthony Davis	165
3. Tyson Chandler	144
4. Chris Paul	121
5. PJ Brown	114
Jamaal Magloire	114

Average Rebs

(minimum four games played)	
1. Jonas Valanciunas	14.3
2. Anthony Davis	12.7
3. Nikola Mirotic	9.6
4. Tyson Chandler	9.0
5. PJ Brown	8.8
Jamaal Magloire	8.8

Assists

1. Chris Paul	256
2. Rajon Rondo	110
3. Baron Davis	91
4. Jrue Holiday	70
5. David West	48

Average Assists

(minimum four games played)	
1. Rajon Rondo	12.2
2. Chris Paul	11.1
3. Baron Davis	7.6
4. BRANDON INGRAM	6.2
5. Jrue Holiday	5.8

Steals

1. Chris Paul	47
2. Anthony Davis	23
3. David West	20
4. Baron Davis	18
5. Rajon Rondo	13

Turnovers

1. Chris Paul	68
2. David West	42
3. Anthony Davis	36
4. Baron Davis	34
5. Rajon Rondo	33

Blocked Shots

1. Anthony Davis	33
2. David West	29
3. Tyson Chandler	21
4. PJ Brown	14
5. Jamaal Magloire	13



OPPONENTS

2022-23 Pelicans vs. Hawks

Nov. 5 at Atlanta
 Feb. 7 vs. Atlanta



2021-22 vs. Hawks (1-1)

Oct. 27 vs. Atlanta L 99-102
 Mar. 20 at Atlanta W 117-112

Directory

Principal Owner & Chair of the Board of Directors/NBA Governor Tony Ressler
 CEO Steve Koonin
 President of Basketball Operations Travis Schlenk
 General Manager Landry Fields
 Vice President, Basketball Operations Rod Higgins
 Vice President, Team Operations Dan Martinez
 Vice President, Player Personnel Derek Pierce
 Head Coach Nate McMillan
 Assistant Coaches Chris Jent, Joe Prunty, Jamelle McMillan, Matt Hill, Nick Van Exel
 Coaching Assistant Dipesh Mistry
 Director of Athletic Performance and Sports Medicine Marty Lauzon
 Head Video Coordinator Tim Dather
 Head Athletic Trainer Scottie Parker
 Head Strength & Conditioning Coach Michael Irr
 Senior Vice President of Public Relations Garin Narain
 Vice President of Basketball Communications Jon Steinberg
 Manager of Media Relations Jelani Downing
 Director, Brand Communications Max Strauss

General Information

Division Southeast
 Phone (404) 878-3800
 Address Centennial Tower, 101 Marietta Street, Suite 1900, Atlanta, GA 30303
 Home Court State Farm Arena (16,888 opened 1999)
 Radio WZGC 92.9 FM The Game – Steve Holman, Mike Conti
 TV Bally Sports Southeast – Bob Rathbun, Dominique Wilkins, Kelly Crull

New Orleans vs. Atlanta Franchise Series Notes

Overall Record: 20-21 (.488) Home Record: 12-9 (.571) Road Record: 8-12 (.400)
 Current Streak: Won 1 Home: Lost 3 Road: Won 1
 New Orleans Biggest Win 41 (100-59 at Atlanta on Jan. 21, 2011)
 New Orleans Biggest Loss 23 (98-121 at Atlanta on Nov. 14, 2009)
 New Orleans Last Win At Home 106-105 on Nov. 13, 2017
 New Orleans Last Loss At Home 99-102 on Oct. 27, 2021
 New Orleans Last Win On The Road 117-112 on Mar. 20, 2022
 New Orleans Last Loss On The Road 107-123 on Apr. 6, 2021

2022-23 Pelicans vs. Celtics

Nov. 18 vs. Boston
 Jan. 11 at Boston



2021-22 vs. Celtics (0-2)

Jan. 17 at Boston L 92-104
 Jan. 29 vs. Boston L 97-107

Directory

Managing Partner, Governor & Chief Executive Officer Wyc Grousbeck
 President Rich Gotham
 President of Basketball Operations Brad Stevens
 Head Coach Ime Udoka
 Assistant Coaches Will Hardy, Joe Mazzulla, Damon Stoudamire,
 Tony Dobbins, Aaron Miles, Ben Sullivan
 Athletic Trainer Art Horne
 Senior VP of Communications Christian Megliola
 VP, Media Services/Alumni Relations Jeff Twiss
 VP, Public Relations Heather Walker
 VP, Communications Taylor Kielpinski-Rogers
 Director, Basketball Communications Brian Olive

General Information

Division Atlantic
 Phone (617) 854-8000
 Address 226 Causeway St., 4th Floor, Boston, MA 02114
 Home Court TD Garden (19,156, opened 1995)
 Radio 98.5 The Sports Hub – Sean Grande, Cedric Maxwell
 Cable TV NBC Sports Boston – Mike Gorman, Brian Scalabrine, Abby Chin

New Orleans vs. Boston Franchise Series Notes

Overall Record: 21-22 (.488) Home Record: 13-9 (.591) Road Record: 8-13 (.381)
 Current Streak: Lost 2 Home: Lost 1 Road: Lost 1
 New Orleans Biggest Win 19
 (Twice; most recent: 108-89 at New Orleans on Mar. 18, 2018)
 New Orleans Biggest Loss 35 (105-140 at Boston on Jan. 11, 2020)
 New Orleans Last Win At Home 120-115 (OT) on Feb. 21, 2021
 New Orleans Last Loss At Home 97-107 on Jan. 29, 2022
 New Orleans Last Win On The Road 115-109 on Mar. 29, 2021
 New Orleans Last Loss On The Road 92-104 on Jan. 17, 2022

2022-23 Pelicans vs. Nets

Oct. 19.....at Brooklyn
Jan. 6.....vs. Brooklyn



BROOKLYN

2021-22 vs. Nets (0-2)

Nov. 12 vs. Brooklyn L 112-120
Jan. 15 at Brooklyn L 105-120

Directory

Governor..... Joe Tsai
Alternate Governor..... Oliver Weisberg
Alternative Governor & CEO..... Sam Zussman
Alternate Governor & General Manager..... Sean Marks
Assistant General Managers..... Jeff Peterson, Andy Birdsong
Head Coach..... Steve Nash
Assistant Coaches..... Jacque Vaughn, Igor Kligooskov, Brian Keefe,
..... Adam Caporn, Ryan Forehan-Kelly, Tiago Splitter, Trevor Hendry, Royal Ivey
Director of Sport Science..... Dan Meehan
Director of Sports Medicine..... Les Gellis
Head Athletic Trainer/Physical Therapist..... Jonathan Filipe
Director of Performance Rehabilitation..... Stefania Rizzo
Head Strength & Conditioning Coach..... Daniel Jones
Physical Performance Coach..... Chris Miller
Senior Director of Public Relations..... Aaron Harris
Associate Director of Public Relations..... Eli Pearlstein
Manager of Public Relations..... Megan Walsh
Coordinator of Public Relations..... Daniel Loftus

General Information

Division..... Atlantic
Phone..... (718) 933-3000
Address..... 168 39th Street, 7th Floor, Brooklyn, NY 11232
Home Court..... Barclays Center (17,732, opened 2012)
Radio..... WFAN (660 AM/101.9 FM) – Chris Carrino, Tim Capstraw
Cable TV..... YES Network – Ian Eagle, Ryan Ruocco, Sarah Kustok,
..... Richard Jefferson, Meghan Triplett

New Orleans vs. Brooklyn Franchise Series Notes

Overall Record: 20-22 (.476) Home Record: 10-10 (.500) Road Record: 10-12 (.455)
Current Streak: Lost 7 Home: Lost 3 Road: Lost 4
New Orleans Biggest Win..... 20 (111-91 at Brooklyn on Mar. 10, 2015)
New Orleans Biggest Loss..... 29 (114-143 at New Orleans on Jan. 20, 2017)
New Orleans Last Win At Home..... 117-115 on Oct. 26, 2018
New Orleans Last Loss At Home..... 112-120 on Nov. 12, 2021
New Orleans Last Win On The Road..... 138-128 (20T) on Feb. 10, 2018
New Orleans Last Loss On The Road..... 105-120 on Jan. 15, 2022

2022-23 Pelicans vs. Hornets

Oct. 21.....at Charlotte
Mar. 23.....vs. Charlotte



2021-22 vs. Hornets (0-2)

Mar. 11 vs. Charlotte L 120-142
Mar. 21 at Charlotte L 103-106

Directory

Chairman..... Michael Jordan
Managing Partner..... Curtis Polk
President, Vice Chairman & Alternate Governor..... Fred Whitfield
EVP and COO..... James Jordan
President of Basketball Operations & General Manager..... Mitch Kupchak
SVP of Basketball Operations & Assistant GM..... Buzz Peterson
Vice President of Player Personnel..... Larry Jordan
Assistant General Manager..... David Duquette
Head Coach..... Steve Clifford
Assistant Coaches..... Tyrone Corbin, Bob Beyer, Marlon Garnett, Jay Hernandez,
..... Rex Walters, Nick Friedman, Norman Richardson, Bruce Kreuzter
Director of Health Care & Sports Performance..... Joe Sharpe
Associate Head Athletic Trainer..... Quinton Sawyer
Assistant Athletic Trainer..... Nina Hsieh
Chief Communications Officer..... Mike Cristaldi
Director of Basketball Communications..... Brian Travis
Manager of Basketball Communications..... Maggie Yang
Coordinator of Basketball Communications..... Jack Brandsgard
Senior Director of Corporate Communications..... Josh Rosen

General Information

Division..... Southeast
Phone..... (704) 688-8600
Address..... 333 E. Trade St., Charlotte, NC 28202
Home Court..... Spectrum Center (19,077, opened 2005)
Radio..... WFNZ 92.7 FM – Sam Farber
TV..... Bally Sports Southeast – Eric Collins, Dell Curry, Ashley ShahAhmadi

New Orleans vs. Charlotte Franchise Series Notes

Overall Record: 23-12 (.657) Home Record: 12-5 (.706) Road Record: 11-7 (.611)
Current Streak: Lost 2 Home: Lost 3 Road: Lost 1
New Orleans Biggest Win..... 28 (112-84 at New Orleans on Jan. 18, 2008)
New Orleans Biggest Loss..... 22 (120-142 at New Orleans on Mar. 11, 2022)
New Orleans Last Win At Home..... 119-115 on Mar. 15, 2021
New Orleans Last Loss At Home..... 120-142 on Mar. 11, 2022
New Orleans Last Win On The Road..... 112-110 on May 9, 2021
New Orleans Last Loss On The Road..... 105-106 on Mar. 21, 2022

CHICAGO BULLS



2022-23 Pelicans vs. Bulls

Nov. 9at Chicago
 Nov. 16vs. Chicago

2021-22 vs. Bulls (1-1)

Oct. 22 at Chicago L 112-128
 Mar. 24 vs. Chicago W 126-109

Directory

Chairman/Alternate NBA Governor Jerry Reinsdorf
 President & Chief Operating Officer/NBA Governor Michael Reinsdorf
 Executive Vice President-Basketball Operations Arturas Karnisovas
 Chief Operating Officer Ram Padmanabhan
 General Manager Marc Eversley
 Head Coach Billy Donovan
 Assistant Coaches Maurice Cheeks, Chris Fleming, Josh Longstaff,
 John Bryant, Damian Cotter, Billy Schmidt
 Senior Advisor, Basketball Operations John Paxson
 Assistant General Managers Pat Connelly, JJ Polk
 Vice President, Basketball Strategy & Analytics Steve Weinman
 Director, Player Personnel Brian Hagen
 Director, Basketball Operations & General Manager, Windy City Bulls
 Chigozie Umeadi
 Director, Performance Health Chip Schaefer
 Head Equipment Manager & Team Travel Coordinator Steve Pankow
 Equipment Manager John Ligmanowski
 Head Athletic Trainer Todd Campbell
 Head Strength & Conditioning Coach Geoffrey Puls
 Physical Therapist Michael Orr
 Sport Scientist & Assistant Strength Coach Brian Serrano
 Player Development Coordinators Bradford Burgess, Jordan Ash
 Ty Abbott, Amadou Mbodji, Logan Power

Player Development Specialist Martin Rancik
 Executive Director of Basketball Communications Tim Hallam
 Director of Basketball Communications Beth Esler
 Senior Coordinator of Basketball Communications Andre Toran

General Information

Division Central
 Phone (312) 455-4000
 Address 1901 West Madison Street, Chicago, IL 60612
 Home Court United Center (20,917, opened 1994)
 Radio WSCR (670 AM) – Chuck Swirsky, Bill Wernington
 Spanish Radio TUDN Radio (1200 AM) – Omar Ramos, Miguel Esparza
 TV NBC Sports Chicago – Adam Amin, Stacey King

New Orleans vs. Chicago Franchise Series Notes

Overall Record: 19-25 (.432) Home Record: 10-12 (.455) Road Record: 9-13 (.409)
 Current Streak: Won 1 Home: Won 1 Road: Lost 2
 New Orleans Biggest Win 25 (115-90 at Chicago on Dec. 3, 2002)
 New Orleans Biggest Loss 35 (72-107 at New Orleans on Feb. 7, 2015)
 New Orleans Last Win At Home 126-109 on Mar. 24, 2022
 New Orleans Last Loss At Home 124-128 on Mar. 3, 2021
 New Orleans Last Win On The Road 125-119 on Feb. 6, 2020
 New Orleans Last Loss On The Road 112-128 on Oct. 22, 2021

2022-23 Pelicans vs. Cavaliers

Jan. 16at Cleveland
 Feb. 10vs. Cleveland



2021-22 vs. Cavaliers (1-1)

Dec. 28 vs. Cleveland W 108-104
 Jan. 31 at Cleveland L 90-93

Directory

Chairman Dan Gilbert
 President of Basketball Operations Koby Altman
 CEO Nic Barlage
 Assistant General Manager Mike Gansey
 Basketball Chief of Staff/Team Council Jason Hillman
 Senior Director of Basketball Operations Andrae Patterson
 Senior Basketball Advisor Len Komoroski
 Head Coach J.B. Bickerstaff
 Assistant Coaches Antonio Lang, Greg Buckner, Dan Geriot,
 Sidney Lowe, JJ Outlaw
 Head Athletic Trainer Stephen Spiro
 Head Strength and Conditioning Coach Derek Millender
 Director of Team Operations Mark Cashman
 CEO Len Komoroski
 President, Business Operations Nic Barlage
 Director of Basketball Communications B.J. Evans
 Basketball Communications Senior Manager Cherome Owens
 Basketball Communications Manager Sam Coombs

General Information

Division Central
 Phone (216) 420-2000
 Address One Center Court, Cleveland, OH 44115-4001
 Home Court Rocket Mortgage FieldHouse (19,432 opened 1994)
 Radio WTAM (1100 AM) – Tim Alcorn, Jim Chones, Mike Snyder
 Spanish Radio WNZN (89.1 FM) – Rafael Hernández Brito
 Cable TV Bally Sports Ohio – John Michael, Austin Carr, Angel Gray

New Orleans vs. Cleveland Franchise Series Notes

Overall Record: 25-18 (.581) Home Record: 17-4 (.810) Road Record: 8-14 (.364)
 Current Streak: Lost 1 Home: Won 11 Road: Lost 1
 New Orleans Biggest Win 35 (133-98 at Cleveland on Jan. 5, 2019)
 New Orleans Biggest Loss 22 (87-109 at Cleveland on Nov. 2, 2005)
 New Orleans Last Win At Home 108-104 on Dec. 28, 2021
 New Orleans Last Loss At Home 92-105 on Mar. 24, 2010
 New Orleans Last Win On The Road 116-109 on Apr. 11, 2021
 New Orleans Last Loss On The Road 90-93 on Jan. 31, 2022

2022-23 Pelicans vs. Mavericks

Oct. 25vs. Dallas
Jan. 7at Dallas
Feb. 2at Dallas
Mar. 8vs. Dallas



2021-22 vs. Mavericks (1-3)

Nov. 8	at Dallas	L	92-108
Dec. 1	vs. Dallas	L	107-139
Dec. 3	at Dallas	W	107-91
Feb. 17	vs. Dallas	L	118-125

Directory

GovernorMark Cuban
CEOCynt Marshall
President of Basketball Operations/General ManagerNico Harrison
Head CoachJason Kidd
Assistant CoachesSean Sweeney, Jared Dudley, Greg St. Jean, Kristi Toliver, Darrell Armstrong, Quinton Crawford, Marko Milic, Peter Patton, God Shammgod
Assistant General Manager/Vice President of Basketball OperationsMichael Finley
Director of Player Health and PerformanceCasey Smith
Director of Athletic PerformanceJeremy Holsopple
Head Athletic TrainerDionne Calhoun
Head Equipment ManagerKory Johnson
Vice President of Basketball CommunicationsScott Tomlin
Director of Basketball CommunicationsAlan Rakowski
Basketball Communications ManagerKristen Deahl
Basketball Communications CoordinatorDave Maurer
Senior Vice President of Corporate Communications and EventsErin Finegold White
Director of Corporate CommunicationsCollin Kim
Corporate Communications & Events ManagerAraceli Colmenero

General Information

DivisionSouthwest
Phone(214) 665-4660
Address2500 Victory Avenue, Dallas, TX 75219
Home CourtAmerican Airlines Center (19,200, opened 2001)
Radio97.1 FM The Freak (KEGL) - Chuck Cooperstein, Brad Davis
Spanish RadioZona MX 99.1 (KFZO) - Victor Villalba
TVBally Sports Southwest - Mark Followill, Derek Harper, Jeff Wade

New Orleans vs. Dallas Franchise Series Notes

Overall Record:	24-50 (.324)	Home Record:	17-20 (.459)	Road Record:	7-30 (.189)
Current Streak:	Lost 1	Home:	Lost 2	Road:	Won 1
New Orleans Biggest Win26 (132-106 at New Orleans on Dec. 5, 2018)				
New Orleans Biggest Loss46 (84-130 at Dallas on Dec. 7, 2019)				
New Orleans Last Win At Home112-103 on Mar. 27, 2021				
New Orleans Last Loss At Home118-125 on Feb. 17, 2022				
New Orleans Last Win On The Road107-91 on Dec. 3, 2021				
New Orleans Last Loss On The Road92-108 on Nov. 8, 2021				

2022-23 Pelicans vs. Nuggets

Dec. 4vs. Denver
Jan. 24vs. Denver
Jan. 31at Denver
Mar. 30at Denver



2021-22 vs. Nuggets (1-3)

Dec. 8	vs. Denver	L	114-120 (OT)
Jan. 28	vs. Denver	L	105-116
Feb. 4	at Denver	W	113-105
Mar. 6	at Denver	L	130-138 (OT)

Directory

OwnerE. Stanley Kroenke
President & GovernorJosh Kroenke
Vice President of Basketball OperationsBen Tenzer
General ManagerCalvin Booth
Vice President of Basketball AdministrationLisa Johnson
Vice President of Player PersonnelJim Clibanoff
Assistant General ManagerTommy Balcetis
Vice President of Basketball AdministrationLisa Johnson
Head CoachMichael Malone
Assistant CoachesDavid Adelman, Ryan Saunders, Popeye Jones, Ryan Bowen, Charles Klask, John Beckett, Elvis Valcarcel
Special Assistant to the Head CoachOgnjen Stojakovic
Player DevelopmentAndrew Munson
Vice President of Sports MedicineStephen Graham, Boniface N'Dong
Head Athletic TrainerSteve Short
Dir. of Performance/Head Strength and Conditioning CoachDan Shimensky
Vice President, Media RelationsFelipe Eichenberger
Director, Media RelationsNick O'Hayre
Manager, Media RelationsCody Wise
Steven Blevins

General Information

DivisionNorthwest
Phone(303) 405-1100
Address1000 Chopper Circle, Denver, CO 80204
Home CourtBall Arena (19,520, opened 1999)
RadioAltitude Radio Network 92.5 FM - Jason Kosmicki
Cable TVAltitude Sports & Entertainment - Chris Marlowe, Scott Hastings, Chris Dempsey, Vic Lombardi, Katy Winge

New Orleans vs. Denver Franchise Series Notes

Overall Record:	29-39 (.426)	Home Record:	15-19 (.441)	Road Record:	14-20 (.412)
Current Streak:	Lost 1	Home:	Lost 4	Road:	Lost 1
New Orleans Biggest Win25 (115-90 at Denver on Mar. 26, 2017)				
New Orleans Biggest Loss32 (114-146 at Denver on Nov. 17, 2017)				
New Orleans Last Win At Home122-107 on Oct. 31, 2019				
New Orleans Last Loss At Home105-116 on Jan. 28, 2022				
New Orleans Last Win On The Road115-105 on Feb. 4, 2022				
New Orleans Last Loss On The Road130-138 (OT) on Mar. 6, 2022				

2022-23 Pelicans vs. Pistons

Dec. 7..... vs. Detroit
Jan. 13..... at Detroit



2021-22 vs. Pistons (2-0)

Dec. 10 vs. Detroit W 109-93
Feb. 1 at Detroit W 111-101

Directory

Owner..... Tom Gores
Vice Chairman..... Arn Tellem
General Manager..... Troy Weaver
Associate General Manager..... George David
Assistant General Manager..... Josh Bartelstein
Assistant General Manager/President-Motor City Cruise..... Rob Murphy
Assistant General Manager..... Tony Leotti
Head Coach..... Dwane Casey
Assistant Coaches..... Rex Kalamian, Jerome Allen, Jim Moran, Bill Bayno
Sr. Advisor/Player Development..... John Beilein
Head Coach of Motor City Cruise..... D.J. Bakker
Asst. Coach/Player Development Coaches..... Drew Jones, Brandon Bailey,
Jordan Brink, Austin Dufault, Keith Bogans, Rashard Lewis
Director Coaching Analytics/Player Development..... Brittini Donaldson
Senior Director, Medical..... Sebastien Poirier
Head Athletic Trainer..... Rachel Cutts
Senior Director, Performance..... Trent Salo
Head Strength & Conditioning Coach..... Jordan Sabourin
Sr. Vice President, Public Relations..... Kevin Grigg
Vice President, Public Relations..... Cletus Lewis
Manager, Public Relations..... Josh Schur

Director, Communications..... Clark Williams

General Information

Division..... Central
Phone..... (313) 747-8667
Address..... 6201 Second Avenue, Detroit, MI 48202
Home Court..... Little Caesars Arena (20,491, opened 2017)
Cable TV..... Bally Sports Detroit - George Blaha, Greg Kelsler
Radio..... 97.1 The Ticket - Broadcasters: Mark Champion, Rick Mahorn, George Blaha

New Orleans vs. Detroit Franchise Series Notes

Overall Record: 26-17 (.605) Home Record: 14-7 (.667) Road Record: 12-10 (.545)
Current Streak: Won 3 Home: Won 2 Road: Won 1
New Orleans Biggest Win..... 23 (109-86 at New Orleans on Mar. 1, 2017)
New Orleans Biggest Loss..... 24 (68-92 at Oklahoma City on Jan. 4, 2007)
New Orleans Last Win At Home..... 109-93 on Dec. 10, 2021
New Orleans Last Loss At Home..... 103-105 on Dec. 9, 2019
New Orleans Last Win On The Road..... 111-101 on Feb. 1, 2022
New Orleans Last Loss On The Road..... 112-123 on Feb. 14, 2021

2022-23 Pelicans vs. Warriors

Nov. 4..... vs. Golden State
Nov. 21..... vs. Golden State
Mar. 3..... at Golden State
Mar. 28..... at Golden State



2021-22 vs. Warriors (1-2)

Nov. 5 at Golden State L 85-126
Jan. 6 vs. Golden State W 101-96
Apr. 10 vs. Golden State L 107-128

Directory

Co-Executive Chairman & CEO..... Joe Lacob
Co-Executive Chairman..... Peter Guber
President & COO..... Brandon Schneider
President, Basketball Operations/General Manager..... Bob Myers
Executive Vice President, Basketball Operations..... Kirk Lacob
Director of Player Personnel/Assistant General Manager..... Larry Harris
Assistant General Manager..... Mike Dunleavy Jr.
Head Coach..... Steve Kerr
Assistant Coaches..... Ron Adams, Kenny Atkinson, Mike Brown, Chris DeMarco,
Bruce Fraser, DeJan Milojevic
Assistant Coach/Director of Player Development..... Jama Mahlalela
Director of Sports Medicine & Performance..... Dr. Rick Celebrini
Head Athletic Trainer..... Drew Yoder
Sr. Vice President, Communications..... Raymond Ridder
Director, Public Relations..... Brett Winkler
Director, Basketball Communications..... Michael Ravina
Director, Publications & Statistical Information..... Darryl Arata
Assistant, Public Relations..... Cole Lawrence

General Information

Division..... Pacific
Phone..... (415) 388-0100
Address..... 1 Warriors Way, San Francisco, CA 94158
Home Court..... Chase Center (18,064, opened 2019)
Radio..... KGMB-FM (95.7 The Game) - Tim Roye, Jim Barnett
Cable TV..... NBC Sports Bay Area - Bob Fitzgerald, Kelena Azubuike

New Orleans vs. Golden State Franchise Series Notes

Overall Record: 24-43 (.359) Home Record: 14-19 (.424) Road Record: 10-24 (.294)
Current Streak: Lost 1 Home: Lost 1 Road: Lost 2
New Orleans Biggest Win..... 18 (102-84 at New Orleans on Mar. 13, 2004)
New Orleans Biggest Loss..... 41 (85-126 at Golden State on Nov. 5, 2021)
New Orleans Last Win At Home..... 101-96 on Jan. 6, 2022
New Orleans Last Loss At Home..... 107-128 on Apr. 10, 2022
New Orleans Last Win On The Road..... 115-101 on Feb. 23, 2020
New Orleans Last Loss On The Road..... 85-126 on Nov. 5, 2021

2022-23 Pelicans vs. Rockets

Nov. 12vs. Houston
Jan. 4vs. Houston
Mar. 17at Houston
Mar. 19at Houston



2021-22 vs. Rockets (3-1)

Dec. 5	at Houston	L	108-118
Feb. 6	at Houston	W	120-107
Feb. 8	vs. Houston	W	110-97
Mar. 13	vs. Houston	W	130-105

Directory

OwnerTilman J. Fertitta
President of Business OperationsGretchen Sheirr
General ManagerRafael Stone
Head CoachStephen Silas
Assistant CoachesJohn Lucas, Jeff Hornacek, Will Weaver, Rick Higgins, DeSagana Diop
Senior VP of Basketball OperationsKeith Jones
Head Athletic TrainerJason Biles
Vice President, Media & Player RelationsTracey Hughes
Senior Manager, Media RelationsSean McCloskey
Senior Media Relations AssistantTomorrow Huff

General Information

DivisionSouthwest
Phone(713) 758-7200
Address1510 Polk Street, Houston, TX 77002
Home CourtToyota Center (18,055, opened 2003)
RadioKBME (SportsTalk 790 AM); NewsRadio 740
Radio(KEYH 850 AM; KNTE 101.7 FM) – Matt Thomas
Spanish RadioLa Ranchera (TUDN 1010 AM) – Adrian Chavarria
TVAT&T SportsNet – Craig Ackerman, Cayleigh Griffin

New Orleans vs. Houston Franchise Series Notes

Overall Record:	33-41 (.446)	Home Record:	20-17 (.541)	Road Record:	13-24 (.351)
Current Streak:	Won 3	Home:	Won 3	Road:	Won 1
New Orleans Biggest Win29 (130-101 at New Orleans on Feb. 9, 2021)				
New Orleans Biggest Loss30 (99-129 at New Orleans on Feb. 23, 2017)				
New Orleans Last Win At Home130-105 on Mar. 13, 2022				
New Orleans Last Loss At Home112-126 on Jan. 30, 2021				
New Orleans Last Win On The Road120-107 on Feb. 6, 2022				
New Orleans Last Loss On The Road108-118 on Dec. 5, 2021				

2022-23 Pelicans vs. Pacers

Nov. 7at Indiana
Dec. 26vs. Indiana



2021-22 vs. Pacers (1-1)

Nov. 20	at Indiana	L	94-111
Jan. 24	vs. Indiana	W	117-113

Directory

Chairman, CEO and NBA GovernorHerbert Simon
Vice Chairman & Alternate NBA GovernorSteve Simon
Vice ChairmanJim Morris
President of Basketball OperationsKevin Pritchard
Director/Chief Operating OfficerRick Fuson
General ManagerChad Buchanan
Assistant General ManagerKelly Krauskopf
Vice President of Basketball OperationsTed Wu
Head CoachRick Carlisle
Assistant CoachesLloyd Pierce, Ronald Nored, Mike Weinar, Jenny Boucek
Assistant Coaches, Player DevelopmentCalbert Cheaney, Tyler Marsh
Senior Director of Medical Operations/Head Athletic TrainerJosh Corbeil
Associate Head Athletic Trainer/Physical TherapistCarl Eaton
Director of Sports Performance/Assistant Athletic TrainerShawn Windle
Assistant Sports Performance CoachesJason Manikowski, Andy Martin
Physical Therapist/Assistant Athletic TrainerPatrick Gilbert
VP of Basketball Communications & Media RelationsMichael Preston
Associate Director of Media RelationsKrissey Myers
Public Relations ManagerWes Kaminski

General Information

DivisionCentral
Phone(317) 917-2500
Address125 S. Pennsylvania Street, Indianapolis, IN 46204
Home CourtGainbridge Fieldhouse (17,923, opened 1999)
Radio1070 The Fan/93.5 FM – Mark Boyle
TVBally Sports Indiana – Quinn Buckner, Chris Denari, Jeremiah Johnson, Eddie Gill

New Orleans vs. Indiana Franchise Series Notes

Overall Record:	18-26 (.409)	Home Record:	9-13 (.409)	Road Record:	9-13 (.409)
Current Streak:	Won 1	Home:	Won 1	Road:	Lost 1
New Orleans Biggest Win22 (120-98 at New Orleans on Dec. 28, 2019)				
New Orleans Biggest Loss22 (75-97 at Indiana on Feb. 21, 2006)				
New Orleans Last Win At Home117-113 on Jan. 24, 2022				
New Orleans Last Loss At Home116-118 (OT) on Jan. 4, 2021				
New Orleans Last Win On The Road114-113 on Feb. 5, 2021				
New Orleans Last Loss On The Road94-111 on Nov. 20, 2021				

2022-23 Pelicans vs. Clippers

Oct. 30	at LA Clippers
Mar. 25	at LA Clippers
Apr. 1	vs. LA Clippers



2021-22 vs. Clippers (3-1)

Nov. 19	vs. LA Clippers	W	94-81
Nov. 29	at LA Clippers	W	123-104
Jan. 13	vs. LA Clippers	W	113-89
Apr. 3	at LA Clippers	L	100-119

Directory

Owner	Steve Ballmer
President of Basketball Operations	Lawrence Frank
Head Coach	Tyronn Lue
General Manager	Michael Winger
Assistant General Managers	Trent Redden, Mark Hughes
Associate Head Coach	Daniel Craig
Assistant Coaches	Jeremy Castleberry, Larry Drew, Shaun Fein, Dahntay Jones, Jay Larranaga, Brendan O'Connor, Brian Shaw
Player Development Coaches	Chad Bell, Wesley Johnson
Player Development/Video Coaches	Cookie Belcher, Beau Levesque
Executive Director, Performance, Health & Wellness	Dr. John Meyer
Assistant Coach/Vice President of Player Performance	Todd Wright
Director of Medical Services & Head Athletic Trainer	Jasen Powell
Director of Rehabilitation	Maggie Bryant
Chief Communications Officer	Chris Wallace
Director of Communications	Dennis Rogers
Basketball Communications Manager	Curtis Jackson
Basketball Communications Manager	Cooper Dzierzanowski

General Information

Division	Pacific
Phone	(310) 862-6000
Address	6951 S. Centinela Ave., Playa Vista, CA 90094
Home Court	STAPLES Center (19,060, opened 1999)
Television	KTLA/SoCal - Brian Sieman
Radio	AM 570, L.A. Sports - Noah Eagle
Spanish Radio	ESPN Deportes (1330 AM) - Armando Garcia

New Orleans vs. LA Clippers Franchise Series Notes

Overall Record:	37-31 (.544)	Home Record:	24-11 (.686)	Road Record:	13-20 (.394)
Current Streak:	Lost 1	Home:	Won 4	Road:	Lost 1
New Orleans Biggest Win	28 (112-84 at Los Angeles on Nov. 9, 2009)			
New Orleans Biggest Loss	32 (76-108 at Los Angeles on Mar. 1, 2014)			
New Orleans Last Win At Home	113-89 on Jan. 13, 2022			
New Orleans Last Loss At Home	130-133 on Jan. 18, 2020			
New Orleans Last Win On The Road	123-104 on Nov. 29, 2021			
New Orleans Last Loss On The Road	100-119 on Apr. 3, 2022			

2022-23 Pelicans vs. Lakers

Nov. 2	at L.A. Lakers
Feb. 4	vs. L.A. Lakers
Feb. 15	at L.A. Lakers
Mar. 14	vs. L.A. Lakers



2021-22 vs. Lakers (3-0)

Feb. 27	at L.A. Lakers	W	123-95
Mar. 27	vs. L.A. Lakers	W	116-108
Apr. 1	at L.A. Lakers	W	114-111

Directory

Governor	Jeanie Buss
President, Business Operations	Tim Harris
VP, Basketball Operations & General Manager	Rob Pelinka
Head Coach	Darvin Ham
Associate Coaches	David Fizdale, Phil Handy, Mike Penberthy, Quinton Crawford, Miles Simon
Director, Sports Performance	Judy Seto
Equipment Manager	Andrew Henk
Director, Media Relations	Mitch Heckart
Associate Director, Media Relations	Ta'Nisha Cooper
Manager, Media Relations	Noah Camarena
Coordinator, Media Relations	Christopher McGeen

General Information

Division	Pacific
Phone	(310) 426-6000
Address	2275 E. Mariposa Avenue, El Segundo, CA 90245
Home Court	STAPLES Center (18,997, opened 1999)
Radio	ESPNLA Radio 710 AM - John Ireland, Mychal Thompson
Spanish Radio	ESPN Deportes (1330 AM) - Fernando Gonzalez, Pepe Mantilla,
TV	Spectrum SportsNet - Bill MacDonald, Stu Lantz, Mike Trudell

New Orleans vs. LA Lakers Franchise Series Notes

Overall Record:	26-41 (.388)	Home Record:	15-19 (.441)	Road Record:	11-22 (.333)
Current Streak:	Won 3	Home:	Won 1	Road:	Won 2
New Orleans Biggest Win	28 (123-95 at Los Angeles on Feb. 27, 2022)			
New Orleans Biggest Loss	29 (80-109 at New Orleans on Jan. 9, 2008)			
New Orleans Last Win At Home	116-108 on Mar. 27, 2022			
New Orleans Last Loss At Home	98-110 on May 16, 2021			
New Orleans Last Win On The Road	114-111 on Apr. 1, 2022			
New Orleans Last Loss On The Road	95-112 on Jan. 15, 2021			

2022-23 Pelicans vs. Grizzlies

Nov. 15 vs. Memphis
Nov. 25at Memphis
Dec. 31at Memphis
Apr. 5 vs. Memphis



**MEMPHIS
GRIZZLIES**

2021-22 vs. Grizzlies (1-3)

Nov. 13	vs. Memphis	W	112-101
Feb. 15	vs. Memphis	L	109-121
Mar. 8	at Memphis	L	111-132
Apr. 9	at Memphis	L	114-141

Directory

Chairman and Controlling Owner Robert Pera
President Jason Wexler
EVP of Basketball Operations & General Manager Zachary Z. Kleiman
Vice President of Basketball Affairs Tayshaun Prince
Vice President of Basketball Strategy Rich Cho
Vice President of Team Operations & Player Programs Chantal Hassard
Director of Player Personnel Chris Makris
Senior Advisor Glen Grunwald
Head Coach Taylor Jenkins
Assistant Coaches Blake Ahearn, Brad Jones, Darko Rajakovic, David McClure, James "Scoonie" Penn, Sonia Raman, Vitaly Potapenko
Head of Sports Medicine Eric Oetler
Director of Performance Christopher Chase
Director of Rehabilitation Michael Roncarati
Head Athletic Trainer Pete Elliott
VP of Communications & Basketball Information Strategy Laura Ehret
Director, Communications Bryan Loo-Almonte
Senior Manager of Communications & Publications Ross Wooden
Senior Coordinator of Communications & Publications Avery Franklin
Coordinator of Communications & Publications Corey Moore

General Information

Division Southwest
Phone (901) 205-1234
Address 191 Beale Street, Memphis TN 38103
Home Court FedEx Forum (18,119, opened 2004)
Radio ESPN 92.9 FM/680 AM – Eric Hasselbine, Elliot Perry, Michael Wallace
TV Bally Sports Southeast – Pete Pranic, Brevin Knight, Rob Fischer, Chris Vernon

New Orleans vs. Memphis Franchise Series Notes

Overall Record:	40-34 (.557)	Home Record:	25-12 (.676)	Road Record:	15-22 (.405)
Current Streak:	Lost 3	Home:	Lost 1	Road:	Lost 3
New Orleans Biggest Win 31 (144-113 at Memphis on Feb. 16, 2021)				
New Orleans Biggest Loss 36 (74-110 at Memphis on Apr. 8, 2015)				
New Orleans Last Win At Home 112-101 on Nov. 15, 2021				
New Orleans Last Loss At Home 109-121 on Feb. 15, 2022				
New Orleans Last Win On The Road 144-113 on Feb. 16, 2021				
New Orleans Last Loss On The Road 114-141 on Apr. 9, 2022				

2022-23 Pelicans vs. Heat

Jan. 18 vs. Miami
Jan. 22 at Miami



**MIAMI
HEAT**

2021-22 vs. Heat (0-2)

Nov. 17	at Miami	L	98-113
Feb. 10	vs. Miami	L	97-112

Directory

Managing General Partner Micky Arison
Chief Executive Officer Nick Arison
President Pat Riley
Senior Vice President, Basketball Operations/General Manager
Andy Elisburg
Vice President, Player Programs Alonzo Mourning
Vice President, Player Operations/Assistant General Manager Adam Simon
Head Coach Erik Spoelstra
Assistant Coaches Malik Allen, Chris Quinn, Caron Butler, Octavio de la Grana
Player Development Coaches Anthony Carter, Eric Glass
Video Coordinator Dan Bisaccio
Head Athletic Trainer/Facility Health & Hygiene Manager Jay Sabol
Assistant Athletic Trainer/Director of Rehabilitation Brandon Gilliam
Head Strength & Conditioning Coach Eric Foran
Director of Sports Nutrition Betsy Berthin
Vice President, Sports Media Relations Tim Donovan
Senior Director of Sports Media Relations Rob Wilson
Director of Sports Media Relations Michael Lissack
Sports Media Relations Senior Manager Nick Maiorana
Sports Media Relations/Basketball Operations Assistant Maddox Burnett

General Information

Division Southeast
Phone (786) 777-1000
Address 601 Biscayne Boulevard, Miami, FL 33132
Home Court FTX Arena (19,600, opened 1999)
Radio The Ticket (790 AM/104.3 FM) Ruth Riley Hunter, Ron Rothstein
Spanish Radio WAQI (710 AM) – José Parheda, Joe Pujala
Cable TV Bally Sun Sports – Eric Reid, John Crotty, Jason Jackson

New Orleans vs. Miami Franchise Series Notes

Overall Record:	20-23 (.465)	Home Record:	14-7 (.667)	Road Record:	6-16 (.273)
Current Streak:	Lost 4	Home:	Lost 2	Road:	Lost 4
New Orleans Biggest Win 29 (106-77 at Miami on Apr. 2, 2008)				
New Orleans Biggest Loss 29 (68-97 at Miami on Jan. 23, 2005)				
New Orleans Last Win At Home 110-104 on Mar. 6, 2020				
New Orleans Last Loss At Home 97-112 on Feb. 10, 2022				
New Orleans Last Win On The Road 109-94 on Dec. 23, 2017				
New Orleans Last Loss On The Road 98-115 on Nov. 17, 2021				

2022-23 Pelicans vs. Bucks

Dec. 19vs. Milwaukee
Jan. 29at Milwaukee



2021-22 vs. Bucks (1-1)

Dec. 17 vs. Milwaukee W 116-112 (OT)
Jan. 1 at Milwaukee L 113-136

Directory

Owners..... Wes Edens, Marc Lasry, Jamie Dinan, and Mike Fascitelli
President..... Peter Feigin
General Manager..... Jon Horst
Assistant General Manager..... Milt Newton
Head Coach..... Mike Budenholzer
(All-Time: 329-236, 582; All-Time vs New Orleans: 7-5, 583)
Assistant Coaches..... Darvin Ham, Taylor Jenkins, Charles Lee, Ben Sullivan,
Patrick St. Andrews, Josh Longstaff, Vin Baker
Head Video Coordinator..... Zach Peterson
Director of Performance..... Troy Flanagan
Head Athletic Trainer..... Scott Faust
Head Strength & Rehab Specialist..... Suki Hobson
Senior Strength Coach..... Michael Davie
Equipment Manager..... Trevor Poulson
Chief Communications Officer..... Barry Baum
Vice President of Communications..... Dan Smyczek
Manager of Communications..... Eric Kohlbeck
Communications Coordinator..... Kate Reed

General Information

Division..... Central
Phone..... (414) 227-0500
Address..... 1543 N. 2nd Street, 6th Floor, Milwaukee, WI 53212
Home Court..... Fiserv Forum (17,500, opened 2018)
Radio..... WTMJ 620 AM, 103.3 FM – Ted Davis, Dennis Krause
TV..... FOX Sports Wisconsin – Jim Paschke, Marques Johnson,
Steve Novak, Katie George

New Orleans vs. Milwaukee Franchise Series Notes

Overall Record: 28-15 (.651) Home Record: 17-4 (.810) Road Record: 11-11 (.500)
Current Streak: Lost 1 Home: Won 2 Road: Lost 4
New Orleans Biggest Win..... 21 (102-81 at New Orleans on Dec. 3, 2012)
New Orleans Biggest Loss..... 23 (113-136 at Milwaukee on Jan. 1, 2022)
New Orleans Last Win At Home..... 116-112 (OT) on Dec. 17, 2021
New Orleans Last Loss At Home..... 108-120 on Feb. 4, 2020
New Orleans Last Win On The Road..... 123-121 (OT) on Feb. 25, 2018
New Orleans Last Loss On The Road..... 113-136 on Jan. 1, 2022

2022-23 Pelicans vs. Timberwolves

Dec. 28vs. Minnesota
Jan. 25vs. Minnesota
Apr. 9at Minnesota



2021-22 vs. Timberwolves (2-2)

Oct. 23 at Minnesota L 89-96
Oct. 25 at Minnesota W 107-98
Nov. 22 vs. Minnesota L 96-110
Jan. 11 vs. Minnesota W 128-125

Directory

Owner..... Glen Taylor
Chief Executive Officer..... Ethan Casson
Executive Vice President of Basketball Operations..... Sachin Gupta
Senior Vice President of Basketball Operations..... Matt Lloyd
Vice President of Basketball Operations..... Dell Demps
Assistant General Managers..... Steve Senior, Emmanuel Rohan
Director of Player Personnel/Iowa Wolves GM..... Jon Wallace
Director of Scouting..... Joe Connelly
Head Coach..... Chris Finch
Assistant Coaches..... Micah Nori, Pablo Prigioni, Elston Turner, Kevin Hanson
Assistant Coach/Director of Player Development..... Joe Boylan
Quality Control Coach..... Nathan Bubes
Player Development Coaches..... Chris Hines, Max Lefevre
Vice President, Analytics..... Josh Sears
Basketball Operations Analyst..... Cole Fisher
Coaching Analyst..... Somak Sarkar
Vice President, Team Medical Services..... Dr. Sheldon Burns, M.D.
Vice President, Sports Science and Performance..... Javair Gillett
Vice President, Player Health/Head Athletic Trainer..... Gregg Farnam
Vice President, Medical Operations..... David Hines
Assistant Athletic Trainers..... Erin Sierier, Jesse Geffon

Basketball Communications Director..... Sara Perez
Sr. Basketball Communications Manager..... Aaron Freeman

General Information

Division..... Northwest
Phone..... (612) 673-1600
Address..... 600 Hennepin Avenue, Suite 300, Minneapolis, MN 55403
Home Court..... Target Center (19,356, opened 1990)
Radio..... WCCO AM 830 – Alan Hornton
Cable TV..... Bally Sports North – Dave Benz, Jim Petersen, Marney Gellner

New Orleans vs. Minnesota Franchise Series Notes

Overall Record: 36-32 (.529) Home Record: 19-14 (.576) Road Record: 17-18 (.486)
Current Streak: Won 1 Home: Won 1 Road: Won 1
New Orleans Biggest Win..... 48 (139-91 at New Orleans on Nov. 14, 2014)
New Orleans Biggest Loss..... 35 (109-144 at Minnesota on Apr. 13, 2016)
New Orleans Last Win At Home..... 128-125 on Jan. 11, 2022
New Orleans Last Loss At Home..... 96-110 on Nov. 22, 2021
New Orleans Last Win On The Road..... 107-98 on Oct. 25, 2021
New Orleans Last Loss On The Road..... 89-96 on Oct. 23, 2021

2022-23 Pelicans vs. Knicks

Feb. 25 at New York
Apr. 7 vs. New York



2021-22 vs. Knicks (1-1)

Oct. 30 vs. New York L 117-123
Jan. 20 at New York W 102-91

Directory

Executive Chairman..... James L. Dolan
President Leon Rose
General Manager..... Scott Perry
Head Coach..... Tom Thibodeau
Associate Head Coach..... Johnnie Bryant
Assistant Coaches Darren Erman, Andy Greer, Larry Greer, Kenny Payne
Assistant to the Head Coach Dice Yoshimoto
Head Athletic Trainer Emeritus..... Roger Hinds
Vice President of Public Relations Gregg Schwartz
Director, Communications..... Mallory Kwitter
Director, Communications..... Derek Lapinski
Specialist, Communications..... Brittany Stamoulis

General Information

Division Atlantic
Phone..... (212) 465-6471
Address..... Two Pennsylvania Plaza, New York, NY 10121
Home Court..... Madison Square Garden (19,812, opened 1968)
Radio..... ESPN (98.7 FM) - Ed Cohen, Brendan Brown
Cable TV..... MSG Network - Mike Breen, Walt Frazier, Rebecca Haarlow

New Orleans vs. New York Franchise Series Notes

Overall Record: 21-20 (.512) Home Record: 10-10 (.500) Road Record: 11-10 (.524)
Current Streak: Won 1 Home: Lost 2 Road: Won 1
New Orleans Biggest Win 14 (110-96 at New York on Jan. 9, 2017)
New Orleans Biggest Loss 22 (80-102 at New Orleans on Nov. 20, 2012)
New Orleans Last Win At Home..... 129-124 on Nov. 16, 2018
New Orleans Last Loss At Home 117-123 on Oct. 30, 2021
New Orleans Last Win On The Road 102-91 on Jan. 20, 2022
New Orleans Last Loss On The Road..... 112-122 (OT) on Apr. 18, 2021

2022-23 Pelicans vs. Thunder

Nov. 28 vs. Oklahoma City
Dec. 23 at Oklahoma City
Feb. 13 at Oklahoma City
Mar. 11 vs. Oklahoma City



2021-22 vs. Thunder (1-2)

Nov. 10 vs. Oklahoma City L 100-108
Dec. 15 at Oklahoma City W 113-110
Dec. 26 at Oklahoma City L 112-117

Directory

Chairman Clay Bennett
Executive Vice President/General Manager..... Sam Presti
Vice Presidents of Basketball Operations Will Dawkins, Rob Hennigan
EVP/Chief Administrative Officer Danny Barth
Head Coach..... Mark Daigneault
Assistant Coaches Dave Bliss, Mike Wilks, David Akinyooye,
Grant Gibbs, Chip Engelland
Assistant Coach/Player Development..... Eric Maynor
Assistant Coach/Program Development..... Connor Johnson
Vice President of Human & Player Performance Donnie Strack, DPT, ATC
Senior Athletic Performance Coach..... Andrew Paul
Vice President of Logistics & Engagement Marc St. Yves
Vice President of Basketball Communications & Engagement ...Matt Tumbleson
Senior Basketball Communications Lead John Reed
Basketball Communications Coordinators..... Laila Wani, Heather Ward

General Information

Division Northwest
Phone..... (405) 208-4800
Address 208 Thunder Dr., Oklahoma City, OK 73102
Home Court..... Paycom Center (18,203, opened 2002)
Radio..... WWLS (98.1 FM/640 AM) - Matt Pinto
Spanish Radio WKY 950 AM - Eleno Ornelas
Cable TV Bally Sports Oklahoma - Michael Cage, Chris Fisher, Nick Gallo, Parris Lawson

New Orleans vs. Oklahoma City Franchise Series Notes

Overall Record: 28-39 (.418) Home Record: 16-16 (.500) Road Record: 12-23 (.343)
Current Streak: Lost 1 Home: Lost 4 Road: Lost 1
New Orleans Biggest Win 35 (113-80 at Oklahoma City on Dec. 31, 2020)
New Orleans Biggest Loss 45 (74-119 at Oklahoma City on Feb. 27, 2013)
New Orleans Last Win At Home 131-122 on Feb. 14, 2019
New Orleans Last Loss At Home 100-108 on Nov. 10, 2021
New Orleans Last Win On The Road 113-110 on Dec. 15, 2021
New Orleans Last Loss On The Road 112-117 on Dec. 26, 2021

2022-23 Pelicans vs. Magic

Jan. 20.....at Orlando
 Feb. 27.....vs. Orlando



2021-22 vs. Magic (1-1)

Dec. 23 at Orlando W 110-104
 Mar. 9 vs. Orlando L 102-108

Directory

Chairman/Governor.....Dan DeVos
 Chief Executive Officer/Alternate Governor.....Alex Martins
 Alternate Governor/Senior VP, Treasury.....Bob Schierback
 President of Basketball Operations.....Jeff Wellman
 General Manager.....John Hammond
 Associate General Manager.....Pete D'Alessandro
 Assistant General Manager.....David Bencs, Anthony Parker
 Head Coach.....Jamahl Mosley
 Assistant Coaches.....Nate Tibbetts, Jesse Mermuys, Dale Osbourne
 High Performance Director.....Bret Brielmaier, Lionel Chalmers, Dylan Murphy
 Head Athletic Trainer.....Lindsay Winninger
 Director of Strength and Conditioning.....Ernest Eugene
 Chief Communications Officer.....Todori Pandov
 Sr. Director of Communications.....Joel Glass
 Director of Public Relations.....George Galante
 Communications Specialist.....Trish Wingerson
 Louis Axen

General Information

Division.....Southeast
 Phone.....(407) 916-2400
 Address.....8701 Maitland Summit Boulevard, Orlando, FL 32810
 Home Court.....Amway Center (18,846, opened 2010)
 Radio.....FM 96.9 The Game – Jake Chapman
 TV.....Bally Sports Florida – David Steele, Jeff Turner, Dante Marchitelli

New Orleans vs. Orlando Franchise Series Notes

Overall Record: 20-23 (.465) Home Record: 11-11 (.500) Road Record: 9-12 (.429)
 Current Streak: Lost 1 Home: Lost 5 Road: Won 2
 New Orleans Biggest Win.....35 (135-100 at Orlando on Apr. 22, 2021)
 New Orleans Biggest Loss.....30 (88-118 at New Orleans on Feb. 12, 2019)
 New Orleans Last Win At Home.....118-98 on Jan. 18, 2017
 New Orleans Last Loss At Home.....102-108 on Mar. 9, 2022
 New Orleans Last Win On The Road.....110-104 on Dec. 23, 2021
 New Orleans Last Loss On The Road.....127-133 on Aug. 13, 2020

2022-23 Pelicans vs. 76ers

Dec. 30.....vs. Philadelphia
 Jan. 2.....at Philadelphia



2021-22 vs. 76ers (0-2)

Oct. 20 vs. Philadelphia L 97-117
 Jan. 25 at Philadelphia L 107-117

Directory

Managing Partner.....Josh Harris
 Co-Managing Partner.....David Blitzer
 Chief Executive Officer.....Tad Brown
 President, Basketball Operations.....Daryl Morey
 President, Business Operations.....Chris Heck
 General Manager.....Elton Brand
 Head Coach.....Doc Rivers
 Chief Communications Officer.....Dave Sholler
 Senior Director, Corporate Communications.....Molly McEndy
 Senior Director, Basketball Communications.....Rob King
 Director, Basketball Communications.....Brandon Chinn
 Manager, Basketball Communications.....Erik Chambliss

General Information

Division.....Atlantic
 Phone.....(215) 339-7666
 Address.....3 Banner Way, Camden, NJ 08103
 Home Court.....Wells Fargo Center (20,328, opened 1996)
 Radio.....The Fanatic (97.5 FM) – Tom McGinnis
 TV.....NBC Sports Philadelphia – Marc Zumoff, Alaa Abdelnaby, Serena Winters

New Orleans vs. Philadelphia Franchise Series Notes

Overall Record: 19-22 (.463) Home Record: 12-8 (.600) Road Record: 7-14 (.333)
 Current Streak: Lost 3 Home: Lost 1 Road: Lost 5
 New Orleans Biggest Win.....37 (135-98 at New Orleans on Nov. 16, 2013)
 New Orleans Biggest Loss.....21 (87-108 at Philadelphia on Nov. 25, 2002)
 New Orleans Last Win At Home.....101-94 on Apr. 9, 2021
 New Orleans Last Loss At Home.....97-117 on Oct. 20, 2021
 New Orleans Last Win On The Road.....108-93 on Dec. 20, 2016
 New Orleans Last Loss On The Road.....107-117 on Jan. 25, 2022

2022-23 Pelicans vs. Suns

Oct. 28.....	at Phoenix
Dec. 9.....	vs. Phoenix
Dec. 11.....	vs. Phoenix
Dec. 17.....	at Phoenix



2021-22 vs. Suns (1-3)

Nov. 2	at Phoenix	L	100-112
Jan. 4	vs. Phoenix	L	110-123
Feb. 25	at Phoenix	W	117-102
Mar. 15	vs. Phoenix	L	115-131

Directory

President & CEO.....	Jason Rowley
General Manager.....	James Jones
Assistant General Manager.....	Trevor Bukstein
Head Coach.....	Earl Watson
Associate Head Coach.....	Kevin Young
Assistant Coaches.....	Mark Bryant, Randy Ayers, Brian Randle, Bryan Gates Michael Ruffin, Jarrett Jack, Steve Scalzi
Sr. Director, Player Health & Performance.....	Brady Howe
Director, Medical Services/Head Athletic Trainer.....	David Crewe
Director, Rehabilitation.....	Adam Loiacono
Director, Basketball Communications.....	Cole Mickelson
Manager, Basketball Communications.....	Bryce Marsee
Sr. Coordinator, Basketball Communications.....	Palmer Black
Chief Marketing & Communications Officer.....	Dean Stoyer
Sr. Partner Communications Manager.....	Jenelle Scott
Manager, Brand Communications.....	Mychael Ramirez
Coordinator, Brand Communications.....	Olivia Kuby

General Information

Division.....	Pacific
Phone.....	(602) 579-7900
Address.....	201 E. Jefferson Street, Phoenix, AZ 85004
Home Court.....	Footprint Center (18,055, opened 1992)
Radio.....	Arizona Sports (98.7 FM) – Al McCoy, Tim Kempton, Joe Bloom
Spanish Radio.....	KSUN (1400 AM) – Arturo Ochoa, Juan Urresti
TV.....	Bally Sports Arizona – Kevin Ray, Eddie Johnson, Ann Meyers Drysdale

New Orleans vs. Phoenix Franchise Series Notes

Overall Record: 32-36 (471)	Home Record: 15-19 (441)	Road Record: 17-17 (500)
Current Streak: Lost 1	Home: Lost 3	Road: Won 1
New Orleans Biggest Win.....	24 (115-91 at Phoenix on Nov. 24, 2017)	
New Orleans Biggest Loss.....	37 (78-115 at Phoenix on Apr. 17, 2006)	
New Orleans Last Win At Home.....	123-101 on Feb. 3, 2021	
New Orleans Last Loss At Home.....	115-131 on Mar. 15, 2022	
New Orleans Last Win On The Road.....	117-102 on Feb. 25, 2022	
New Orleans Last Loss On The Road.....	100-112 on Nov. 2, 2021	

2022-23 Pelicans vs. Trail Blazers

Nov. 10.....	vs. Portland
Mar. 1.....	at Portland
Mar. 12.....	vs. Portland
Mar. 27.....	at Portland



2021-22 vs. Trail Blazers (3-0)

Dec. 21	vs. Portland	W	111-97
Mar. 30	at Portland	W	117-107
Apr. 7	vs. Portland	W	127-94

Directory

Chair.....	Jody Allen
Vice Chair.....	Bert Kolde
President of Business Operations.....	Dewayne Hankins
General Manager.....	Joe Cronin
Assistant General Managers.....	Andrae Patterson, Mike Schmitz, Sergi Oliva
Head Coach.....	Chauncey Billups
Assistant Coaches.....	Scott Brooks, Roy Rogers, Steve Hetzel, Jonah Herscu, and Rodney Billups
Director of Player Development.....	David Adkins
Player Development Assisitant.....	Mark Tyndale
Analytics Coach.....	Jacob Mooallem
Head Video Coordinator.....	Parker Hines
Director of Player Health and Performance.....	Geoff Clark
Head Athletic Trainer.....	Jessica Cohen
Assistant Athletic Trainer/Physical Therapist.....	Micah Smith
Sports Performance Therapist.....	Charles Loftis
Sport Scientist/Physical Therapist.....	Cruz Romero
Director of Mind Health & Wellness.....	Dr. Chantelle Green
Manager of Performance Science.....	Taylor Walden

EVP, Chief Communications & Impact Officer.....	Ashley P. Clinkscale
Vice President, Basketball Communications.....	Rashaan Gethers

General Information

Division.....	Northwest
Phone.....	(503) 234-9291
Address.....	One Center Court, Suite 200, Portland, OR 97227
Home Court.....	The Moda Center (19,441, opened 1995)
Radio.....	Rip City Radio (620 AM) – Travis Demers, Michael Holton
TV.....	ROOT Sports – Kevin Calabro, Lamar Hurd, Brooke Olzendam

New Orleans vs. Portland Franchise Series Notes

Overall Record: 32-36 (471)	Home Record: 21-13 (618)	Road Record: 11-23 (524)
Current Streak: Won 3	Home: Won 2	Road: Won 1
New Orleans Biggest Win.....	36 (99-63 at New Orleans on Feb. 13, 2013)	
New Orleans Biggest Loss.....	26 (88-114 at New Orleans on Dec. 20, 2014)	
New Orleans Last Win At Home.....	127-94 on Apr. 7, 2022	
New Orleans Last Loss At Home.....	124-126 on Feb. 17, 2021	
New Orleans Last Win On The Road.....	117-107 on Mar. 30, 2022	
New Orleans Last Loss On The Road.....	93-101 on Mar. 18, 2021	

2022-23 Pelicans vs. Kings

Feb. 5	vs. Sacramento
Mar. 6	at Sacramento
Apr. 4	vs. Sacramento



2021-22 vs. Kings (2-2)

Oct. 29	vs. Sacramento	L	109-113
Nov. 3	at Sacramento	L	99-112
Mar. 2	vs. Sacramento	W	125-95
Apr. 5	at Sacramento	W	123-109

Directory

Owner and Chairman	Vivek Ranadivé
Chief Operating Officer	Matina Kolokotronis
President, Business Operations	John Rinehart
General Manager	Monte McNair
Assistant General Manager	Wes Wilcox
Head Coach	Mike Brown
Associate Head Coach	Jordi Fernandez
Assistant Coaches	Jay Triano, Doug Christie, Luke Loucks, Leandro Barbosa
Assistant Coach/Director of Player Development	Dutch Gaitley
Assistant Coach/Player Development	Lindsey Harding
Player Development Coach	Deividus Dulkys
Senior Director, Coaching Analytics & Strategy	Robbie Lemons
Head Video Coordinator/Special Assistant to the Head Coach	Charles Allen
Vice President, Basketball Engagement	Alvin Gentry
Vice President, Player Personnel	Phil Jabour
Director, Pro Personnel	Saagar Sarin
Director of Player Performance	Cory Kennedy
Head Athletic Trainer	Joel Nolan
Senior Director, Team Operations	Melanie Stocking
SVP, Communications & External Affairs	Becky Beland McNaught
Director, Media Relations	Shannon Malone

Manager, Media Relations	Michael Martinez
Coordinator, Media Relations	Avery Jacobs

General Information

Division	Pacific
Phone	(888) 915-4647
Address	500 David J. Stern Walk, Sacramento, CA 95814
Home Court	Golden 1 Center (17,583, opened 2016)
Radio	KHTK (1140 AM) - Gary Gerould
Cable TV	NBC Sports California - Mark Jones, Kyle Draper, Doug Christie
	Kayte Hunter

New Orleans vs. Sacramento Franchise Series Notes

Overall Record:	38-31 (.551)	Home Record:	23-11 (.676)	Road Record:	15-20 (.429)
Current Streak:	Won 2	Home:	Won 1	Road:	Won 1
New Orleans Biggest Win	30 (125-95 at New Orleans on Mar. 2, 2022)				
New Orleans Biggest Loss	36 (71-107 at Sacramento on Dec. 19, 2004)				
New Orleans Last Win At Home	125-95 on Mar. 2, 2022				
New Orleans Last Loss At Home	109-113 on Oct. 29, 2021				
New Orleans Last Win On The Road	123-109 on Apr. 5, 2022				
New Orleans Last Loss On The Road	99-112 on Nov. 3, 2021				

2021-22 Pelicans vs. Spurs

Nov. 23	at San Antonio
Dec. 2	at San Antonio
Dec. 22	vs. San Antonio
Mar. 21	vs. San Antonio



2021-22 vs. Spurs (1-3)

Dec. 12	at San Antonio	L	97-112
Feb. 12	vs. San Antonio	L	114-124
Mar. 18	at San Antonio	W	124-91
Mar. 26	vs. San Antonio	L	103-107

Directory

Managing Partner	Peter J. Holt
President & CEO	RC Buford
President of Basketball Operations/Head Coach	Gregg Popovich
General Manager	Brent Barry
Assistant Coaches	Becky Hammon, Mitch Johnson, Matt Nielsen
Player Development Assistant	Chip Engelland, Darius Songaila
Head Video Coordinator	Willis Hall
Austin Spurs General Manager	Sean Sheldon
Director of Player Performance and Wellness	Tyler Self
Director of Player Rehabilitation	Xavi Schelling
Head Athletic Trainer	Marilyn Adams
VP of Communications	Will Sevensing
Director of Basketball Communications	Tom James
Basketball Communications Sr. Manager	Jordan Howenstine
Basketball Communications Coordinator	Kris Davis
	Alexis Winston

General Information

Division	Southwest
Phone	(210) 444-5500
Address	One AT&T Center, San Antonio, TX 78219
Home Court	AT&T Center (18,581, opened 2002)
Radio	WOAI (1200 AM) - Bill Schoening
Spanish Radio	KXTN (107.5 FM) - Paul Castro
TV	KENS-5, KMYS-35, FOX Sports Southwest (Channel 26) - Bill Land
	Sean Elliott, Dan Weiss, Matt Bonner

New Orleans vs. San Antonio Franchise Series Notes

Overall Record:	20-53 (.274)	Home Record:	14-24 (.368)	Road Record:	6-29 (.171)
Current Streak:	Lost 1	Home:	Lost 3	Road:	Won 1
New Orleans Biggest Win	33 (124-91 at San Antonio on Mar. 18, 2022)				
New Orleans Biggest Loss	35 (77-112 at Oklahoma City on Dec. 23, 2006)				
New Orleans Last Win At Home	98-95 on Dec. 27, 2020				
New Orleans Last Loss At Home	105-107 on Mar. 26, 2022				
New Orleans Last Win On The Road	124-91 on Mar. 18, 2022				
New Orleans Last Loss On The Road	97-112 on Dec. 12, 2021				

2022-23 Pelicans vs. Raptors

Nov. 30 vs. Toronto
 Feb. 23 at Toronto



2021-22 vs. Raptors (1-1)

Jan. 9 at Toronto L 101-105
 Feb. 14 vs. Toronto W 120-90

Directory

Chairman of the Board & Chairman, NBA Board of Governors Lawrence M. Tanenbaum, O.C.
 Vice-Chairman and President Masai Ujiri
 General Manager Bobby Webster
 Head Coach Nick Nurse
 Assistant Coaches Adrian Griffin, Earl Watson, Trevor Gleeson, Jim Sann, Nathaniel Mitchell, Jon Goodwillie, John Corbacio, Rico Hines
 Vice President, Player Health and Performance Alex McCollough
 Head Athletic Trainer Scott McCollough
 Strength & Conditioning Coach Jon Lee
 Director, Communications Jennifer Quinn
 Senior Manager, Basketball Communications Phil Summers
 Manager, Communications Josh Su
 Coordinator, Communications Justine Jones

General Information

Division Atlantic
 Phone (416) 815-5600
 Address 30 British Columbia Road, Toronto, Ontario, Canada M6K 3C3
 Home Court Scotiabank Arena (19,800, opened 1999)
 Radio TSN Radio 1050 (1050 AM), Sportsnet 590 (590 AM) – Paul Jones,
 Eric Smith, Jevohn Shepherd
 Cable TV TSN, Sportsnet – Matt Devlin, Jack Armstrong, Alvin Williams,
 Amy Audibert, Kayla Grey

New Orleans vs. Toronto Franchise Series Notes

Overall Record: 17-26 (.395) Home Record: 8-14 (.364) Road Record: 9-12 (.429)
 Current Streak: Won 1 Home: Won 2 Road: Lost 1
 New Orleans Biggest Win 30 (120-90 at New Orleans on Feb. 14, 2022)
 New Orleans Biggest Loss 24 (91-115 at New Orleans on Mar. 26, 2016)
 New Orleans Last Win At Home 120-90 on Feb. 14, 2022
 New Orleans Last Loss At Home 104-122 on Nov. 8, 2019
 New Orleans Last Win On The Road 113-99 on Dec. 23, 2020
 New Orleans Last Loss On The Road 101-105 on Jan. 9, 2022

2022-23 Pelicans vs. Jazz

Nov. 23 vs. Utah
 Dec. 13 at Utah
 Dec. 15 at Utah



UTAH JAZZ

2021-22 vs. Jazz (2-2)

Nov. 26 at Utah W 98-97
 Nov. 27 at Utah L 105-127
 Jan. 3 vs. Utah L 104-115
 Mar. 4 vs. Utah W 124-90

Directory

Owner Ryan Smith
 General Manager Justin Zanik
 Executive Vice President Don Stirling
 Vice President of Basketball Strategy Steven Schwartz
 Vice President of Pro Personnel Bart Taylor
 Vice President of Global Scouting Luca Desta
 Vice President of Player Wellness Dr. Ron Kimmons
 Sr. Director of Basketball Intelligence Charles Terrell
 Head Coach Will Hardy
 Assistant Coaches Alex Jensen, Dell Demps, Vince Legarza, Lamar Skeeter
 Jeff Watkinson, Bryan Bailey, Keyon Dooling, Sergi Oliva, Mike Wells
 Coaching Associates Steve Klei, Irv Roland, Erdem Can
 Director of Performance Erik Phillips
 Director of Medical Training/Head Athletic Trainer Eric Waters
 Director of Rehabilitation/Asst. Athletic Trainer Jamal Cort
 Director of Manual Therapy/Asst. Athletic Trainer Kristin Farrell
 Director of Performance Science Barnett Frank
 Head Strength & Conditioning Coach Isaiah Wright
 Chief Communications Officer Frank Zang
 Sr. Vice President, Communications Derek Garduho
 Vice President, Communications Madeline Wehle Crandall
 Senior Manager, Communications Danny Franks
 Manager, Communications Olivia Hill

General Information

Division Northwest
 Phone (801) 325-2500
 Address 1420 S 500 W, Salt Lake City, UT 84115
 Home Court Vivint Arena (18,306, opened 1991)
 Radio KZNS (1280 AM/97.5 FM) – David Locke, Ron Boone
 Cable TV AT&T SportsNet – Craig Bolerjack, Thurf Bailey, Holly Rowe

New Orleans vs. Utah Franchise Series Notes

Overall Record: 26-43 (.377) Home Record: 16-20 (.444) Road Record: 10-23 (.303)
 Current Streak: Won 1 Home: Won 1 Road: Lost 1
 New Orleans Biggest Win 34 (124-90 at New Orleans on Mar. 4, 2022)
 New Orleans Biggest Loss 33 (94-127 at New Orleans on Feb. 8, 2017)
 New Orleans Last Win At Home 124-90 on Mar. 4, 2022
 New Orleans Last Loss At Home 104-115 on Jan. 3, 2022
 New Orleans Last Win On The Road 98-97 on Nov. 26, 2021
 New Orleans Last Loss On The Road 105-127 on Nov. 27, 2021

2022-23 Pelicans vs. Wizards

Jan. 9at Washington
 Jan. 28vs. Washington



2021-22 vs. Wizards (1-1)

Nov. 15 at Washington L 100-105
 Nov. 24 vs. Washington W 127-102

Directory

Chairman & CEOTed Leonsis
 General ManagerTommy Sheppard
 Chief Planning & Operations OfficerSashi Brown
 Chief of Athletic Care & PerformanceDr. Daniel Medina
 Assistant General Manager/Strategy & AnalyticsBrett Greenberg
 Vice President of College PersonnelFrank Ross
 Vice President of Pro PersonnelJohnny Rogers
 Head CoachWes Unseld Jr.
 Assistant CoachesPat Delany, Joseph Blair, Mike Miller, Zach Guthrie,
Ryan Richman
 Assistant Coach/Director of Player DevelopmentAlex McLean
 Director of Coaching AdministrationEric Sebastian
 Director of Player HealthDr. Michael Ashton
 Director of Physical Performance and TherapyDr. Michael Davis
 Director of Athletic PerformanceAdam Petway
 Senior Performance TherapistDr. Powell Bernhardt
 Vice President of CommunicationsScott Hall
 Senior Director of Basketball CommunicationsDaren Jenkins
 Communications ManagerMatt Quinn
 Communications ManagerKara Swirsky
 Vice President of Strategic Communications, BasketballKelsia Colimon

General Information

DivisionSoutheast
 Phone(202) 661-5000
 Address601 F. Street, NW, Washington, DC 20004
 Home CourtCapital One Arena (20,362, opened 1997)
 RadioWFED (1500 AM) – Dave Johnson, Glenn Connor
 TVNBC Sports Washington – Justin Kutcher, Drew Gooden, Chris Miller

New Orleans vs. Washington Franchise Series Notes

Overall Record: 18-23 (.439) Home Record: 14-8 (.636) Road Record: 4-15 (.211)
 Current Streak: Won 1 Home: Won 4 Road: Lost 9
 New Orleans Biggest Win25 (127-102 at New Orleans on Nov. 24, 2021)
 New Orleans Biggest Loss22 (105-125 at Washington on Mar. 17, 2007)
 New Orleans Last Win At Home127-102 on Nov. 24, 2021
 New Orleans Last Loss At Home97-116 on Mar. 9, 2018
 New Orleans Last Win On The Road92-81 on Jan. 1, 2011
 New Orleans Last Loss On The Road100-105 on Nov. 15, 2021

2021-22 DIVISION STANDINGS

EASTERN CONFERENCE

Atlantic Division

	W	L	Pct	GB	Home	Road
Boston	51	31	.622	-	28-13	23-18
Philadelphia	51	31	.622	-	24-17	27-14
Toronto	48	34	.585	3	24-17	24-17
Brooklyn	44	38	.537	7	20-21	24-17
New York	37	45	.451	14	17-24	20-21

Central Division

	W	L	Pct	GB	Home	Road
Milwaukee	51	31	.622	-	27-14	24-17
Chicago	46	36	.561	5	27-14	19-22
Cleveland	44	38	.537	7	25-16	19-22
Indiana	25	57	.305	26	16-25	9-32
Detroit	23	59	.280	28	13-28	10-31

Southeast Division

	W	L	Pct	GB	Home	Road
Miami	53	29	.646	-	29-12	24-17
Atlanta	43	39	.524	10	27-14	16-25
Charlotte	43	39	.524	10	22-19	21-20
Washington	35	47	.427	18	21-20	14-27
Orlando	22	60	.268	31	12-29	10-31

WESTERN CONFERENCE

Southwest Division

	W	L	Pct	GB	Home	Road
Memphis	56	26	.683	-	30-11	26-15
Dallas	52	30	.634	4	29-12	23-18
New Orleans	36	46	.439	20	19-22	17-24
San Antonio	34	48	.415	22	16-25	18-23
Houston	20	62	.244	36	11-30	9-32

Northwest Division

	W	L	Pct	GB	Home	Road
Utah	49	33	.598	-	29-12	20-21
Denver	48	34	.585	1	23-18	25-16
Minnesota	46	36	.561	3	26-15	20-21
Portland	27	55	.329	22	17-24	10-31
Oklahoma City	24	58	.293	25	12-29	12-29

Pacific Division

	W	L	Pct	GB	Home	Road
Phoenix	64	18	.780	-	32-9	32-9
Golden State	53	29	.646	11	31-10	22-19
L.A. Clippers	42	40	.512	22	25-16	17-24
L.A. Lakers	33	49	.402	31	21-20	12-29
Sacramento	30	52	.366	34	16-25	14-27

2021-22 NBA INDIVIDUAL LEADERS

SCORING AVERAGE

	G	FG	FT	Pts	Avg
Embiid, Phi.	68	666	65.4	2079	30.6
G. Antetokounmpo, Mil.	67	689	553	2002	29.9
Doncic, Dal.	65	641	364	1847	28.4
Young, Atl.	76	711	500	2155	28.4
DeRozan, Chi.	76	774	520	2118	27.9
Jokic, Den.	74	764	379	2004	27.1
Tatum, Bos.	76	708	400	2046	26.9
Booker, Pho.	68	662	315	1822	26.8
Mitchell, Utah	67	617	267	1733	25.9
Curry, G.S.	64	535	275	1630	25.5
Towns, Min.	74	642	384	1818	24.6
LaVine, Chi.	67	565	320	1635	24.4
Brown, Bos.	66	576	241	1559	23.6
Fox, Sac.	59	516	261	1367	23.2
Siakam, Tor.	68	596	284	1551	22.8
McCollum, Por.-N.O.	62	536	116	1370	22.1
Harden, Bkn.-Phi.	65	407	470	1432	22.0
Garland, Cle.	68	542	215	1473	21.7
Edwards, Min.	72	549	220	1533	21.3
Murray, S.A.	68	573	196	1438	21.1

REBOUNDS PER GAME

	G	Off	Def	Tot	Avg
Gobert, Utah	66	241	727	968	14.7
Jokic, Den.	74	206	813	1019	13.8
Sabonis, Ind.-Sac.	62	201	551	752	12.1
Capela, Atl.	74	279	598	877	11.9
Embiid, Phi.	68	146	650	796	11.7
G. Antetokounmpo, Mil.	67	134	644	778	11.6
Valanciunas, N.O.	74	226	617	843	11.4
Vucevic, Chi.	73	142	662	804	11.0
Carter, Ori.	62	139	509	648	10.5
Ayton, Pho.	58	149	444	593	10.2
Wood, Hou.	68	110	576	686	10.1
Adams, Mem.	76	349	411	760	10.0
Randle, N.Y.	72	125	591	716	9.9
Towns, Min.	74	194	533	727	9.8
R. Williams, Bos.	61	238	350	588	9.6
Poeltl, S.A.	68	262	372	634	9.3
Drummond, Phi.-Bkn.	73	229	451	680	9.3
Portis, Mil.	72	180	477	657	9.1
Doncic, Dal.	65	56	537	593	9.1
Stewart, Det.	71	226	391	617	8.7

STEALS PER GAME

	G	Stl	AVG
Murray, S.A.	68	138	2.03
Paul, Pho.	65	121	1.86
Trent, Tor.	70	122	1.74
Thyburle, Phi.	66	115	1.74
Haliburton, Sac.-Ind.	77	134	1.74
VanVleet, Tor.	65	111	1.71
Smart, Bos.	71	119	1.68
Jones, N.O.	78	130	1.67
Holiday, Mil.	67	108	1.61
Ball, Cha	75	119	1.59

MINUTES PER GAME

	G	Min	Avg
Siakam, Tor.	68	2578	37.9
VanVleet, Tor.	65	2462	37.9
Harden, Bkn.-Phi.	65	2420	37.2
DeRozan, Chi	76	2743	36.1
Tatum, Bos.	76	2751	35.9
Garland, Cle.	68	2430	35.7
Bridges, Cha.	80	2837	35.5
Doncic, Dal.	65	2301	35.4
Barnes, Tor.	74	2617	35.4
Maxey, Phi.	75	2650	35.3

ASSISTS PER GAME

	G	Ast	Avg
Paul, Pho.	65	702	10.8
Harden, Bkn.-Phi.	65	667	10.3
Young, Atl.	76	737	9.7
Murray, S.A.	68	627	9.2
Doncic, Dal.	65	568	8.7
Garland, Cle.	68	583	8.6
Haliburton, Sac.-Ind.	77	628	8.2
Jokic, Den.	74	584	7.9
Ball, Cha.	75	571	7.6
Lowry, Mia.	63	474	7.5
Russell, Min.	65	460	7.1
Westbrook, LA-L	78	550	7.1
Holiday, Mil.	67	457	6.8
VanVleet, Tor.	65	434	6.7
Curry, G.S.	64	404	6.3
Porter, Hou.	61	376	6.2
Smart, Bos.	71	417	5.9
G. Antetokounmpo, Mil.	67	388	5.8
Anthony, Ori.	65	369	5.7
Fox, Sac.	59	330	5.6

FIELD GOAL PERCENTAGE

	FG	FGA	PCT
Gobert, Utah	362	508	.713
Allen, Cle.	369	545	.677
Harrell, Was.-Cha.	358	555	.645
Ayton, Pho.	442	697	.634
Zubac, LA-C	310	495	.626
Poeltl, S.A.	410	663	.618
Capela, Atl.	370	604	.613
Jokic, Den.	764	1311	.583
Sabonis, Ind.-Sac.	443	773	.573
Adebayo, Mia.	406	729	.557

FREE THROW PERCENTAGE

	FT	FIA	PCT
Poole, G.S.	246	266	.925
Curry, G.S.	275	298	.923
Durant, Bkn.	372	409	.910
Young, Atl.	500	553	.904
Gallinari, Atl.	141	156	.904
Bane, Mem.	140	155	.903
Garland, Cle.	215	241	.892
Middleton, Mil.	259	291	.890
Caldwell-Pope, Was.	137	154	.890
Quickley, N.Y.	177	201	.881

3-POINT FIELD GOAL PERCENTAGE

	3FG	3FGA	PCT
Kennard, LA-C	190	423	.449
Bane, Mem.	228	523	.436
Maxey, Phi.	132	309	.427
Johnson, Pho.	166	391	.425
Ball, Chi.	110	260	.423
Curry, Phi.-Bkn.	158	374	.422
McDermott, S.A.	108	256	.422
Powell, Por.-LA-C	106	253	.419
Irving, Bkn.	100	239	.418
Richardson, Bos.-S.A.	102	246	.415

BLOCKS PER GAME

	G	Blk	AVG
Jackson, Mem.	78	177	2.27
R. Williams, Bos.	61	134	2.20
Gobert, Utah	66	137	2.08
Robinson, N.Y.	72	132	1.83
Poeltl, S.A.	68	118	1.74
Mobley, Cle.	69	115	1.67
Bamba, Ori.	71	118	1.66
Whiteside, Utah	65	103	1.58
Embiid, Phi.	68	99	1.46
Gafford, Was.	72	99	1.38

2021-22 NBA TEAM/INDIVIDUAL HIGHS & LOWS

TEAM HIGHS/LOWS

Field Goals	60, Memphis, vs. OKC, 12/2
Fewest Field Goals	23, (3 times, most recently) Portland, at MIN, 3/7
FG Attempts	120, Sacramento, at LAL, 11/26 (3 OT) 114, San Antonio, at LAC, 12/20
Fewest FG Attempts	67, Denver, at DAL, 1/3
Field Goal Pct.	.687, Dallas, at NO, 12/1
Lowest Field Goal Pct.	.277, Portland, at MIN, 3/7
3-Pt. Field Goals	27, Utah, vs. BOS, 12/3
3-Pt. FG Attempts	58, Orlando, vs. MIA, 4/10
3-Pt. FG Pct.	.630, Toronto, vs. ATL, 2/4 .630, L.A. Clippers, vs. LAL, 3/3
Free Throws	42, L.A. Lakers, at DEN, 4/10 (OT) 39, Philadelphia, at NY, 2/27
Fewest Free Throws	3, Charlotte, vs. WAS, 11/17
FT Attempts	49, Portland, at DET, 3/21 49, Atlanta, vs. BKN, 4/2
Fewest FT Attempts	5, (3 Times, most recently) San Antonio, at BOS, 1/5
Free Throw Pct.	1.000, Memphis, at GS, 10/28 (OT) 1.000, (36 Times, most recently) Boston, at MEM, 4/10
Lowest Free Throw Pct.	.308, Dallas, vs. SA, 10/28
Off. Rebounds	26, Memphis, at MIN, 2/24
Fewest Off. Rebounds	1, (5 Times, most recently) Orlando, at MEM, 3/5
Def. Rebounds	54, Memphis, vs. SAC, 11/28 54, L.A. Clippers, at CHA, 1/30
Fewest Def. Rebounds	16, New Orleans, vs. DAL, 12/1
Rebounds	68, Memphis, vs. SAC, 11/28 68, Utah, vs. CHA, 12/20
Fewest Rebounds	25, Sacramento, at GS, 2/3
Assists	41, (3 Times, most recently) Memphis, vs. NO, 4/9
Fewest Assists	8, Toronto, at NO, 2/14
Personal Fouls	34, Denver, vs. LAL, 4/10 (OT) 34, Detroit, vs. POR, 3/21 34, Houston, vs. SAC, 3/30
Fewest Personal Fouls	8, Oklahoma City, at GS, 10/30 8, Cleveland, vs. UTA, 12/5
Steals	21, L.A. Clippers, vs. POR, 10/25
Turnovers	30, New Orleans, at MIN, 10/23 30, Portland, at LAC, 10/25 30, Portland, at LAC, 10/25
Fewest Turnovers	2, Atlanta, at CLE, 12/31
Blocks	16, Memphis, vs. NY, 3/11
Points	158, Charlotte, at IND, 1/26
Fewest Points	75 (3 Times, most recently) Sacramento, at BOS, 1/25

INDIVIDUAL HIGHS

Minutes	57, Siakam, TOR at MIA, 1/29 (3 OT) 48, Kalaitzakis, OKC at LAC, 4/10
Field Goals	22, Morant, MEM vs. SA, 2/28
FG Attempts	37, Durant, BKN vs. NY, 3/13
3-Pt. Field Goals	11, (3 times, most recently) Covington, LAC at MIL, 4/1
3-Pt. FG Attempts	20, Curry, GS vs. MEM, 10/28 (OT) 19, Curry, GS vs. ATL, 11/8
Free Throws	23, Embiid, PHI at NY, 2/27
FT Attempts	27, Embiid, PHI at NY, 2/27
Off. Rebounds	12, Looney, GS vs. MIN, 11/10
Def. Rebounds	21, Sabonis, IND at MIN, 11/29
Rebounds	25, Drummond, PHI vs. NY, 11/8 25, Sabonis, IND at MIN, 11/29
Assists	19, (3 times, most recently) Garland, CLE at PHI, 3/4
Steals	8, George, LAC vs. POR, 10/25
Turnovers	10, Westbrook, LAL at OKC, 10/27
Blocks	8, Gafford, WAS at OKC, 11/26 8, Robinson, NY vs. MEM, 2/2
Points	60, Towns, MIN at SA, 3/14 60, Irving, BKN at ORL, 3/15

2021-22 NBA ATTENDANCE TOTALS

Team	Home Attendance			Road Attendance		
	Games	Total	Average	Games	Total	Average
Atlanta Hawks	41	672,742	16,408	40	682,933	17,073
Boston Celtics	41	785,396	19,156	41	720,930	17,584
Brooklyn Nets	41	711,539	17,355	41	715,726	17,457
Charlotte Hornets	41	700,755	17,092	40	700,136	17,503
Chicago Bulls	41	856,148	20,882	40	727,959	18,199
Cleveland Cavaliers	41	758,228	18,493	41	702,513	17,134
Dallas Mavericks	41	809,315	19,739	41	700,772	17,092
Denver Nuggets	41	695,262	16,958	40	674,599	16,865
Detroit Pistons	41	663,556	16,184	41	686,867	16,753
Golden State Warriors	41	740,624	18,064	41	740,187	18,053
Houston Rockets	41	638,977	15,585	41	682,872	16,655
Indiana Pacers	41	588,743	14,360	41	691,096	16,856
Los Angeles Clippers	41	694,005	16,927	40	676,414	16,910
Los Angeles Lakers	41	764,631	18,650	41	745,376	18,180
Memphis Grizzlies	41	646,785	15,775	41	727,354	17,740
Miami Heat	41	804,761	19,628	40	691,795	17,295
Milwaukee Bucks	41	715,581	17,453	41	723,931	17,657
Minnesota Timberwolves	41	657,148	16,028	41	689,275	16,812
New Orleans Pelicans	41	635,941	15,511	39	652,365	16,727
New York Knickerbockers	41	763,484	18,622	40	708,915	17,723
Oklahoma City Thunder	41	610,829	14,898	41	682,160	16,638
Orlando Magic	41	625,401	15,254	41	699,570	17,063
Philadelphia 76ers	41	846,867	20,655	41	680,178	16,590
Phoenix Suns	41	679,252	16,567	40	696,126	17,403
Portland Trail Blazers	41	705,608	17,210	40	662,399	16,560
Sacramento Kings	40	577,583	14,440	41	680,558	16,599
San Antonio Spurs	41	615,588	15,014	40	677,597	16,940
Toronto Raptors	29	547,343	18,874	41	706,580	17,234
Utah Jazz	41	750,546	18,306	40	675,938	16,898
Washington Wizards	41	637,215	15,542	41	696,732	16,993
TOTALS	1217	20,899,853	17,173	1217	20,899,853	17,173

2021-22 NBA HONOR ROLL

2021-22 NBA HONORS

Most Valuable Player

Nikola Jokic, Denver Nuggets

Coach of the Year

Monty Williams, Phoenix Suns

Rookie of the Year

Scottie Barnes, Toronto Raptors

Most Improved Player

Ja Morant, Memphis Grizzlies

Defensive Player of the Year

Marcus Smart, Boston Celtics

Sixth Man Award

Tyler Herro, Miami Heat

Sportsmanship Award

Patty Mills, Brooklyn Nets

Twyman-Stokes Teammate of the Year Award

Jrue Holiday, Milwaukee Bucks

2021-22 ALL-NBA TEAM

First Team

G Devin Booker, PHX

G Luka Doncic, DAL

F Jayson Tatum, BOS

F Giannis Antetokounmpo, MIL

C Nikola Jokic, DEN

Second Team

G Stephen Curry, GSW

G Ja Morant, MEM

F Kevin Durant, BKN

F DeMar DeRozan, CHI

C Joel Embiid, PHI

Third Team

G Chris Paul, PHX

G Trae Young, ATL

F LeBron James, LAL

F Pascal Siakam, TOR

C Karl-Anthony Towns, MIN

2021-22 ALL-DEFENSIVE TEAM

First Team

G Mikal Bridges, PHX

G Marcus Smart, BOS

F Jaren Jackson Jr., MEM

F Giannis Antetokounmpo, MIL

C Rudy Gobert, UTA

Second Team

G Matisse Thybulle, PHI

G Jrue Holiday, MIL

F Draymond Green, GSW

C Bam Adebayo, MIA

C Robert Williams III, BOS

2022 NBA DRAFT DRAFT

FIRST ROUND

Team	Player	Position	Prior to NBA/Country
1. Orlando	Paolo Banchero	Forward	Duke/USA
2. Oklahoma City	Chet Holmgren	Forward/Center	Gonzaga/USA
3. Houston	Jabari Smith	Forward	Auburn/USA
4. Sacramento	Keegan Murray	Forward	Iowa/USA
5. Detroit	Jaden Ivey	Guard	Purdue/USA
6. Indiana	Benedict Mathurin	Forward	Arizona/Canada
7. Portland	Shaedon Sharpe	Guard	Kentucky/Canada
8. New Orleans	Dyson Daniels	Guard	G League Ignite/Australia
9. San Antonio	Jeremy Sochan	Forward	Baylor/Poland
10. Washington	Johnny Davis	Guard	Wisconsin/USA
11. New York	Ousmane Dieng	Forward	New Zealand Breakers/France
12. Oklahoma City	Jalen Williams	Forward	Santa Clara/USA
13. Charlotte	Jalen Duren	Center	Memphis/USA
14. Cleveland	Ochai Agbaji	Forward	Kansas/USA
15. Charlotte	Mark Williams	Center	Duke/USA
16. Atlanta	A.J. Griffin	Forward	Duke/USA
17. Houston	Tari Eason	Forward	LSU/USA
18. Chicago	Dalen Terry	Guard	Arizona/USA
19. Minnesota	Jake LaRavia	Forward	Wake Forest/USA
20. San Antonio	Malaki Branham	Guard	Ohio State/USA
21. Denver	Christian Braun	Forward	Kansas/USA
22. Memphis	Walker Kessler	Center	Auburn/USA
23. Philadelphia	David Roddy	Forward	Colorado State/USA
24. Milwaukee	MarJon Beauchamp	Guard	G League Ignite/USA
25. San Antonio	Blake Wesley	Guard	Notre Dame/USA
26. Dallas	Wendell Moore Jr.	Forward	Duke/USA
27. Miami	Nikola Jovic	Forward	Mega Mozzart (Serbia)/Serbia
28. Golden State	Patrick Baldwin Jr.	Forward	Milwaukee/USA
29. Memphis	TyTy Washington Jr.	Guard	Kentucky/USA
30. Oklahoma City	Peyton Watson	Forward	UCLA/USA

SECOND ROUND

Team	Player	Position	Prior to NBA/Country
31. Indiana	Andrew Nembhard	Guard	Gonzaga/Canada
32. Orlando	Caleb Houstan	Forward	Michigan/Canada
33. Toronto	Christian Koloko	Center	Arizona/Cameroon
34. Oklahoma City	Jaylin Williams	Center	Arkansas/USA
35. Los Angeles Lakers	Max Christie	Guard	Michigan State/USA
36. Portland	Gabriele Procida	Guard/Forward	Fortitudo Bologna/Italy
37. Sacramento	Jaden Hardy	Guard	G League Ignite/USA
38. San Antonio	Kennedy Chandler	Guard	Tennessee/USA
39. Cleveland	Khalifa Diop	Center	Gran Canaria (Spain)/Senegal
40. Minnesota	Bryce McGowens	Guard	Nebraska/USA
41. New Orleans	E.J. Liddell	Forward	Ohio State/USA
42. New York	Trevor Keels	Guard	Duke/USA
43. Los Angeles Clippers	Moussa Diabate	Forward/Center	Michigan/France
44. Atlanta	Ryan Rollins	Guard	Toledo/USA
45. Charlotte	Josh Minott	Forward	Memphis/Jamaica
46. Detroit	Ismael Kamagate	Center	Paris Basketball (France)/France
47. Memphis	Vince Williams Jr.	Forward	VCU/USA
48. Minnesota	Kendall Brown	Forward	Baylor/USA
49. Cleveland	Isaiah Mobley	Forward/Center	University of Southern California/USA
50. Minnesota	Matteo Spagnolo	Guard	Vanoli Cremona (Italy)/Italy
51. Golden State	Tyrese Martin	Guard	UConn/USA
52. New Orleans	Karlo Matković	Forward/Center	Mega Mozzart (Serbia)/Bosnia and Herzegovina
53. Boston	JD Davison	Guard	Alabama/USA
54. Washington	Yannick Nzosa	Center	Unicaja Malaga (Spain)/DR Congo
55. Golden State	Gui Santos	Forward	Minas (Brazil)/Brazil
56. Cleveland	Luke Travers	Guard	Perth (Australia)/Australia
57. Portland	Jabari Walker	Forward	Colorado/USA
58. Indiana	Hugo Besson	Guard	New Zealand Breakers/France

ALL-TIME NBA STATISTICAL LEADERS

MOST GAMES PLAYED

Robert Parish	1,611
Kareem Abdul-Jabbar	1,560
Vince Carter	1,541
Dirk Nowitzki	1,522
John Stockton	1,504
Karl Malone	1,476
Kevin Garnett	1,462
Kevin Willis	1,424
Jason Terry	1,410
Tim Duncan	1,392

MOST FT ATTEMPTED

Karl Malone	13,188
Wilt Chamberlain	11,862
Shaquille O'Neal	11,252
Moses Malone	11,090
LeBRON JAMES	10,673
Kobe Bryant	10,011
DWIGHT HOWARD	9,455
Kareem Abdul-Jabbar	9,304
Oscar Robertson	9,185
Jerry West	8,801

MOST ASSISTS

John Stockton	15,806
Jason Kidd	12,091
CHRIS PAUL	10,977
Steve Nash	10,335
Mark Jackson	10,334
Magic Johnson	10,141
LeBRON JAMES	10,045
Oscar Robertson	9,887
Isaiah Thomas	9,061
Gary Payton	8,966

MOST MINUTES PLAYED

Kareem Abdul-Jabbar	57,446
Karl Malone	54,852
LeBRON JAMES	52,139
Dirk Nowitzki	51,368
Kevin Garnett	50,418
Jason Kidd	50,111
Elvin Hayes	50,000
Kobe Bryant	48,637
Wilt Chamberlain	47,859
John Stockton	47,764

MOST 3PT FIELD GOALS MADE

STEPHEN CURRY	3,117
Ray Allen	2,973
JAMES HARDEN	2,593
Reggie Miller	2,560
Kyle Korver	2,450
Vince Carter	2,290
Jason Terry	2,282
Jamal Crawford	2,221
DAMIAN LILLARD	2,143
Paul Pierce	2,143

MOST STEALS

John Stockton	3,265
Jason Kidd	2,684
Michael Jordan	2,514
CHRIS PAUL	2,453
Gary Payton	2,445
Maurice Cheeks	2,310
Scottie Pippen	2,307
Clyde Drexler	2,207
Hakeem Olajuwon	2,162
LeBRON JAMES	2,136

POINTS

Kareem Abdul-Jabbar	38,387
LeBRON JAMES	37,062
Karl Malone	36,928
Kobe Bryant	33,643
Michael Jordan	32,292
Dirk Nowitzki	31,560
Wilt Chamberlain	31,419
Shaquille O'Neal	28,596
CARMELO ANTHONY	28,289
Moses Malone	27,409

MOST 3PT FIELD GOALS ATT.

Ray Allen	7,429
STEPHEN CURRY	7,290
JAMES HARDEN	7,176
Reggie Miller	6,486
Jamal Crawford	6,379
LeBRON JAMES	6,186
Vince Carter	6,168
Jason Terry	6,010
Paul Pierce	5,816
DAMIAN LILLARD	5,752

MOST BLOCKED SHOTS

Hakeem Olajuwon	3,830
Dikembe Mutombo	3,289
Kareem Abdul-Jabbar	3,189
Mark Eaton	3,064
Tim Duncan	3,020
David Robinson	2,954
Patrick Ewing	2,894
Shaquille O'Neal	2,732
Tree Rollins	2,542
Robert Parish	2,361

MOST FIELD GOALS MADE

Kareem Abdul-Jabbar	15,837
LeBRON JAMES	13,543
Karl Malone	13,528
Wilt Chamberlain	12,681
Michael Jordan	12,192
Kobe Bryant	11,719
Shaquille O'Neal	11,330
Dirk Nowitzki	11,169
Elvin Hayes	10,976
Hakeem Olajuwon	10,749

MOST OFFENSIVE REBOUNDS

Moses Malone	6,731
Robert Parish	4,598
Buck Williams	4,526
Dennis Rodman	4,329
Charles Barkley	4,260
Shaquille O'Neal	4,209
Dwight Howard	4,151
Kevin Willis	4,132
Hakeem Olajuwon	4,034
Charles Oakley	3,924

MOST PERSONAL FOULS

Kareem Abdul-Jabbar	4,657
Karl Malone	4,578
Robert Parish	4,443
Charles Oakley	4,421
Hakeem Olajuwon	4,383
Buck Williams	4,267
Elvin Hayes	4,193
Clifford Robinson	4,175
Kevin Willis	4,172
Shaquille O'Neal/Otis Thorpe	4,146

MOST FIELD GOALS ATTEMPTED

Kareem Abdul-Jabbar	28,307
LeBRON JAMES	26,825
Karl Malone	26,210
Kobe Bryant	26,200
Michael Jordan	24,537
Elvin Hayes	24,272
John Havlicek	23,930
Dirk Nowitzki	23,734
Wilt Chamberlain	23,497
CARMELO ANTHONY	22,643

MOST DEFENSIVE REBOUNDS

Kevin Garnett	11,453
Karl Malone	11,406
Tim Duncan	11,232
DWIGHT HOWARD	10,476
Robert Parish	10,117
Dirk Nowitzki	10,021
Hakeem Olajuwon	9,714
Moses Malone	9,481
Kareem Abdul-Jabbar	9,394
Shaquille O'Neal	8,890

MOST FREE THROWS MADE

Karl Malone	9,787
Moses Malone	8,531
Kobe Bryant	8,378
LeBRON JAMES	7,836
Oscar Robertson	7,694
Michael Jordan	7,327
Dirk Nowitzki	7,240
Jerry West	7,160
James Harden	7,044
Paul Pierce	6,918

MOST TOTAL REBOUNDS

Wilt Chamberlain	23,924
Bill Russell	21,620
Kareem Abdul-Jabbar	17,440
Elvin Hayes	16,279
Moses Malone	16,212
Tim Duncan	15,091
Karl Malone	14,968
Robert Parish	14,715
Kevin Garnett	14,662
Dwight Howard	14,627

ALL-TIME NBA STATISTICAL LEADERS

HIGHEST SCORING AVERAGE

(400 Games or 10,000 Points Minimum)

Player	G	Pts	Avg
Michael Jordan	1,072	32,292	30.12
Wilt Chamberlain	1,045	31,419	30.07
Elgin Baylor	846	23,149	27.36
KEVIN DURANT	939	25,526	27.18
LeBRON JAMES	1,366	37,062	27.13
Jerry West	932	25,192	27.03
Allen Iverson	914	24,368	26.66
Bob Pettit	792	20,880	26.36
George Gervin	791	20,708	26.18
Oscar Robertson	1,040	26,710	25.68

HIGHEST FREE THROW PERCENTAGE

(1,200 FTM minimum)

Player	FTM	FTA	Pct
STEPHEN CURRY	3,197	3,520	.9082
Steve Nash	3,060	3,384	.9043
Mark Price	2,135	2,362	.9039
Rick Barry	3,818	4,243	.8998
Peja Stojakovic	2,257	2,500	.8948
Chauncey Billups	4,496	5,029	.8939
Ray Allen	4,398	4,920	.8939
DAMIAN LILLARD	3,917	4,388	.8927
JJ Redick	2,060	2,310	.8918
Calvin Murphy	3,445	3,864	.8916

HIGHEST FIELD GOAL PERCENTAGE

(2,000 FGM minimum)

Player	FGM	FGA	Pct
DeANDRE JORDAN	3,619	5,377	.6731
RUDY GOBERT	2,796	4,280	.6533
CLINT CAPELA	2,549	4,084	.6241
MONTREZL HARRRELL	2,381	3,841	.6199
Artis Gilmore	5,732	9,570	.5990
Tyson Chandler	3,558	5,964	.5966
DWIGHT HOWARD	7,051	12,016	.5868
STEVEN ADAMS	2,556	4,356	.5868
HASSAN WHITESIDE	2,687	4,583	.5863
MASSON PLUMLEE	2,179	3,730	.5842

HIGHEST 3-POINT FIELD GOAL PERCENTAGE

(250 3FGM Minimum)

Player	3FGM	3FGA	Pct
Steve Kerr	726	1,599	.4540
Hubert Davis	728	1,651	.4409
SETH CURRY	730	1,661	.4395
JOE HARRIS	874	1,991	.4390
Drazen Petrovic	255	583	.4374
DESMOND BANE	345	794	.4345
Jason Kapono	457	1,054	.4336
Tim Legler	260	603	.4312
Steve Novak	575	1,337	.4301
Kyle Korver	2,450	5,715	.4287

TOP 100 ALL-TIME NBA CAREER SCORERS

Player	YRS	G	PTS	AVG	Player	YRS	G	PTS	AVG	Player	YRS	G	PTS	AVG
Kareem Abdul-Jabbar	20	1,560	38,387	24.6	Gary Payton	17	1,335	21,813	16.3	Zach Randolph	16	1,116	18,578	16.6
LeBRON JAMES	19	1,366	37,062	27.1	Larry Bird	13	897	21,791	24.3	Mark Aguirre	13	923	18,458	20.0
Karl Malone	19	1,476	36,928	25.0	Hal Greer	15	1,122	21,586	19.2	Dolph Schayes	15	996	18,438	18.5
Kobe Bryant	20	1,346	33,643	25.0	Walt Bellamy	14	1,043	20,941	20.1	Rick Barry	10	794	18,395	23.2
Michael Jordan	15	1,072	32,292	30.1	CHRIS PAUL	17	1,155	20,936	18.1	Tracy McGrady	15	938	18,381	19.6
Dirk Nowitzki	21	1,522	31,560	20.7	Pau Gasol	20	1,226	20,894	17.0	Julius Erving	11	836	18,364	22.0
Wilt Chamberlain	14	1,045	31,419	30.1	Bob Pettit	11	792	20,880	26.4	Glen Rice	15	1,000	18,336	18.3
Shaquille O'Neal	20	1,207	28,596	23.7	David Robinson	14	987	20,790	21.1	Dave Bing	12	901	18,327	20.3
CARMELO ANTHONY	19	1,260	28,289	22.5	George Gervin	10	791	20,708	26.2	World B. Free	13	886	17,955	20.3
Moses Malone	19	1,329	27,409	20.6	LaMARCUS ALDRIDGE	16	1,076	20,558	19.1	Calvin Murphy	13	1,002	17,949	17.9
Elvin Hayes	16	1,303	27,313	21.0	Mitch Richmond	14	976	20,497	21.0	Lou Hudson	13	890	17,940	20.2
Hakeem Olajuwon	18	1,238	26,946	21.8	Joe Johnson	17	1,277	20,407	16.0	Chris Mullin	16	986	17,911	18.2
Oscar Robertson	14	1,040	26,710	25.7	STEPHEN CURRY	13	826	20,064	24.3	Lenny Wilkens	15	1,077	17,772	16.5
Dominique Wilkins	15	1,074	26,668	24.8	Tom Chambers	16	1,107	20,049	18.1	Bailey Howell	12	950	17,770	18.7
Tim Duncan	19	1,392	26,496	19.0	Antawn Jamison	16	1,083	20,042	18.5	Magic Johnson	13	906	17,707	19.5
Paul Pierce	19	1,343	26,397	19.7	DEMAR DEROZAN	13	957	19,869	20.8	Shawn Marion	16	1,163	17,700	15.2
John Havlicek	16	1,270	26,395	20.8	John Stockton	19	1,504	19,117	13.1	Rolando Blackman	13	980	17,623	18.0
Kevin Garnett	21	1,462	26,071	17.8	Bernard King	14	874	19,655	22.5	Otis Thorpe	17	1,257	17,599	14.0
Vince Carter	22	1,541	25,728	16.7	Clifford Robinson	18	1,380	19,591	14.2	Jason Kidd	18	1,391	17,529	12.6
Alex English	15	1,193	25,613	21.5	Walter Davis	15	1,033	19,521	18.9	DAMIAN LILLARD	10	711	17,510	24.6
KEVIN DURANT	14	939	25,526	27.2	DWIGHT HOWARD	18	1,242	19,485	15.7	Earl Monroe	13	926	17,454	18.8
Reggie Miller	18	1,389	25,279	18.2	Tony Parker	18	1,254	19,473	15.5	Steve Nash	18	1,217	17,387	14.3
Jerry West	14	932	25,192	27.0	Terry Cummings	18	1,183	19,460	16.4	RUDY GAY	16	1,064	17,349	16.3
Patrick Ewing	17	1,183	24,815	21.0	Jamal Crawford	20	1,327	19,419	14.6	Kevin McHale	13	971	17,335	17.9
Ray Allen	18	1,300	24,505	18.9	Bob Lanier	14	959	19,248	20.1	Michael Finley	16	1,103	17,306	15.7
Allen Iverson	14	914	24,368	26.7	Eddie A. Johnson	17	1,199	19,202	16.0	Jack Sikma	14	1,107	17,287	15.6
Charles Barkley	16	1,073	23,757	22.1	Gail Goodrich	14	1,031	19,181	18.6	Kevin Willis	11	4,242	17,253	12.1
JAMES HARDEN	13	942	23,477	24.9	Reggie Theus	13	1,026	19,015	18.5	Jeff Malone	13	995	17,231	19.0
Robert Parish	21	1,611	23,334	14.5	Dale Ellis	17	1,209	19,004	15.7	Chris Bosh	13	893	17,189	19.2
RUSSELL WESTBROOK	14	1,021	23,298	22.8	Scottie Pippen	17	1,178	18,940	16.1	Chris Webber	14	831	17,182	20.7
Adrian Dantley	15	955	23,177	24.3	Jason Terry	19	1,410	18,881	15.4	Grant Hill	18	1,026	17,137	16.7
Dwyane Wade	16	1,054	23,165	22.0	Chet Walker	13	1,032	18,831	18.2	Bob Cousy	14	924	16,960	18.4
Elgin Baylor	14	846	23,149	27.4	Isiah Thomas	13	979	18,822	19.2					
Clyde Drexler	15	1,086	22,195	20.4	Bob McAdoo	14	852	18,787	22.1					

Google Pixel

PLAYERS

MEDIA

FOLLOWING THE PELICANS

The New Orleans Pelicans and Bally Sports New Orleans will begin their eleventh year of bringing a variety of both home and road games into the homes of the Greater New Orleans area and Gulf South region. BSNO will broadcast 76 regular season games and is available statewide on cable and satellite providers. With the continuation of the affiliation comes a return to the broadcast team, with Joel Meyers (Play-by-Play), former New Orleans Player Antonio Daniels (Color Analyst) and Jennifer Hale (Sideline Reporter). Included will be a live 30-minute pre and post-game show as well as additional programming.



BSNO can be found locally on Cox (Channel 1038), AT&T U-Verse (Channel 1757), DirecTV (Channel 676-4) and Spectrum (Channel 810). Additionally, all Pelicans games will be available on Bally Sports+, a new streaming platform that will offer streaming of live Pelicans games on a direct-to-consumer basis within the Pelicans' local territory.



Josh Richardson
Executive Producer




Cameron Galloway
Associate Producer



Eric Delley
Camera Director



Jon Sauer
EVS Operator



Ryan Doyle
Content Producer

Radio Network Flagship Station - 99.5 FM WRNO

All 82 regular season games, the entire preseason and the Pelicans' playoff contests will be heard on the team's flagship station WRNO, 99.5 FM, as the Pelicans enter their first of a multi-season agreement with iHeartMedia, Inc. Todd Graffagnini is in his fourth season as the radio voice of the Pelicans, John DeShazier is in his eleventh season as color analyst and Erin Summers enters her second season as the sideline reporter for the Pelicans Radio team. Graffagnini, DeShazier and Joe Cardosi will also host a weekly insiders show featuring interviews with Pelicans players, coaches, front office executives and other guests.



2022-23 RADIO AFFILIATES

Flagship

New Orleans
WRNO 99.5 FM

Louisiana Affiliates

Alexandria
KDBS 1410 AM

Lafayette
KR0F 960 AM

Baton Rouge
WRQQ 103.3 FM

Tallulah
KTJZ 97.5 FM

Florida Affiliates

Pensacola
WPNN 103.7 FM

COVERING THE PELICANS



Christian Clark
Times-Picayune |
New Orleans Advocate
Beat Writer



Will Guillory
The Athletic Beat Writer



SCOTT KUSHNER
Times-Picayune |
New Orleans Advocate
Columnist



ANDREW LOPEZ
ESPN.com Beat Writer



BRETT MARTEL
Associated Press Reporter



JOEL MEYERS

TELEVISION PLAY-BY-PLAY ANNOUNCER

Entering his 11th season with the New Orleans Pelicans as the team's television play-by-play announcer, Joel Meyers brings over 25 years of broadcast experience to the organization. Meyers came to New Orleans after six seasons as the Los Angeles Lakers' TV Play-By-Play announcer (2005-11) and two as the Lakers' radio play-by-play announcer (2003-2005). Meyers won two Emmy awards in his time as L.A.'s TV play-by-play man and previously served four years as the voice of San Antonio Spurs' television broadcast before joining the Lakers.

Having worked for ESPN over more than a decade calling college football, college basketball and professional golf, Meyers has also worked for NBC covering the NFL, two Olympic Games as well as the NBA and professional golf. In addition, Meyers has worked Sunday nights for CBS/WestwoodOne for the past 10 years and will continue to call NFL action while also calling Big 12 college football on FSN every Saturday night.

A St. Louis native, Meyers attended the University of Missouri.



ANTONIO DANIELS

TELEVISION COLOR ANALYST

Antonio Daniels enters his fourth season on the New Orleans Pelicans broadcast crew as a color analyst. Daniels, who played in 61 games with the New Orleans Hornets in 2008-09, joined the Bally Sports New Orleans broadcast team after serving as a studio analyst for Bally Sports Oklahoma and Bally Sports Southwest from 2015-19.

Selected by the Vancouver Grizzlies with the fourth overall pick in the 1997 NBA Draft, Daniels played 14 seasons in the NBA from 1997-2011. He won an NBA championship in 1999 as a member of the San Antonio Spurs and also played for the Portland Trail Blazers, Seattle SuperSonics, Washington Wizards, New Orleans Hornets and Philadelphia 76ers. During his career, the 6'4" guard averaged career numbers of 7.6 points, 3.4 assists and 1.8 rebounds in 872 regular season games. Daniels also appeared in 80 Playoff contests, averaging 13.4 points, 4.5 assists, and 3.2 rebounds.

A native of Columbus, Ohio, Daniels played collegiately at Bowling Green State University where he was the Mid-American Conference Player of the Year in 1997. Following his playing career, Daniels has worked as an analyst on SiriusXM NBA Radio as well as a broadcaster and co-host for a radio sports talk show on KZDC ESPN San Antonio, where he was named the 2015 San Antonio Magazine Radio Personality of the Year.



JEN HALE

TELEVISION SIDELINE REPORTER

Jen Hale returns as the Pelicans' sideline reporter on Bally Sports New Orleans broadcasts, in addition to her duties as a sideline reporter for the NFL on Fox, studio host on Fox Sports 1 shows Skip and Shannon: Undisputed and Lock It In, and a contributing writer for FoxSports.com. Hale is an award-winning sports journalist who began her career as a political reporter and news anchor before returning to her passion of sports as a sports anchor for WVUE, Fox 8.

She has won multiple Edward R. Murrow Emmy, and AP awards throughout her career. Born in New Orleans, Jen grew up in Mobile, Ala., where she ran track, played softball and was a competitive gymnast. She returned to Louisiana to attend LSU's Honors College where she majored in Political Science. Jen was a captain of the LSU Cheerleading Squad, Miss LSU, LSU Homecoming Queen, a member of Delta Zeta Sorority and the Golden Key Honor Society.

Jen earned her Master of Science in broadcast journalism from Northwestern University in Chicago. She also attended The Fund for American Studies' Institute on Political Journalism at Georgetown University and completed a certificate on Irish Culture and Politics at University College Dublin in Ireland.

Jen published her first book, *Historic Plantations of Alabama's Black Belt*, in 2009 and is now working on her second publication. She is also a RIAS Commission Fellow, spending several weeks in Germany and Belgium studying the German and European Union systems of government, press and trade.

Philanthropy is a big part of Jen's life. From volunteering at Lafayette Academy Charter School, to serving on advisory board for the Son of a Saint organization, to returning to Baton Rouge to emcee the Miss LSU pageant, which benefits Alzheimer's research and the Speech and Hearing Impaired Foundation, Jen is very active in the community. In 2015, Hale launched Sideline Pass, an organization aimed at educating and empowering young women to become strong, confident and successful leaders in a variety of fields.

Jen is a proud resident of the historic French Quarter. She enjoys running, cycling, cross fit and TRX. She also loves to ski and surf when vacations allow.



TODD GRAFFAGNINI

RADIO PLAY-BY-PLAY ANNOUNCER

Todd Graffagnini enters his fourth season as the radio play-by-play voice of the New Orleans Pelicans in 2022-23. In addition to his duties with the Pelicans, he also serves as a contributor on all of the franchise's digital media platforms, conducting exclusive interviews with players, coaches and executives from both the Pelicans and New Orleans Saints franchises.

Prior to joining the Pelicans, Graffagnini served as a full-time baseball radio play-by-play broadcaster at Tulane University since 1994, and the "Voice of the Green Wave" from 2007-19, calling men's basketball, football and baseball games for Tulane. He also hosted the Tulane coaches' television and radio shows.

A graduate of Jesuit High School and Loyola University in New Orleans, Graffagnini has also served as the studio host for the New Orleans Hornets (2002-05), as well as a play-by-play announcer and color analyst for Minor League Baseball's New Orleans Zephyrs in 2001.



JOHN DESHAZIER

RADIO COLOR ANALYST

John DeShazier enters his 11th season with the Pelicans radio broadcast team. DeShazier will serve as the color analyst on Pelicans radio broadcasts. In addition to his Pelicans duties, DeShazier is the primary writer for NewOrleansSaints.com.

Prior to joining the Pelicans, DeShazier was a general sports columnist and sports writer for *The Times-Picayune* newspaper in New Orleans, from 1992-2012. During those 20 years he covered and opined on local and state teams and also covered and opined on events including the NBA Finals, the Super Bowl, the NBA All-Star Game, the NCAA Final Four, the BCS National Championship Game and the Sugar Bowl.

Four times, he was honored by the Louisiana Sports Writers Association as having written the top high school or pro sports column in the state and once, by the Louisiana/Mississippi Associated Press Managing Editors for having written the top sports column.

A native of Macon, Ga., DeShazier graduated from Georgia College and State University in Milledgeville, Ga., in 1989 with a Bachelor of Science degree in Journalism.

He has been a member of the Phi Beta Sigma Fraternity, Inc., since 1985, and is active in the New Orleans graduate chapter, Theta Beta Sigma.



ERIN SUMMERS

RADIO SIDELINE REPORTER/BROADCAST COORDINATOR

Erin Summers enters her second season as the sideline reporter for the Pelicans Radio team. In addition to her duties as sideline reporter, Summers appears on The New Orleans Pelicans Podcast presented by SeatGeek, hosts the New Orleans Saints Podcast, and appears on the Saints pre and postgame show.

In 2020, she began working as a reporter on Behind The Lines: The Academy Football Report covering the service-academy football teams and as an associate director for Game Time with Boomer Esiason.

She has worked as a sideline reporter, analyst and host for ESPN, the ACC Network, and other regional sports networks covering the ACC, Big South, AAC, SoCon and North Carolina high school sports.

The UNC-Chapel Hill graduate started as a multi-media sports reporter for WRAL-TV in Raleigh, covering the ACC, Carolina Hurricanes and Carolina Panthers.



JOE CARDOSI

RADIO PRODUCTION COORDINATOR

Joe Cardosi begins his first season as Radio Production Coordinator after spending 10 years with the Pelicans as Network Coordinator.

Cardosi is the co-host of the Pelicans Podcast alongside Pelicans writer, Jim Eichenhoffer, and runs master control and production of all Pelicans radio broadcasts.

Previously, he was co-host and producer of The Sports Hangover and senior producer at WIST Radio, appearing on Yahoo Radio as well.

Cardosi has lived in New Orleans for 18 years and is a native of South Lafourche, Louisiana.



GUS KATTENGELL

STUDIO HOST

Gus Kattengell joins the Pelicans Radio team as studio host for the 2022-23 season, hosting the pregame, halftime, and postgame shows on the Pelicans Radio Network. Kattengell served in the same capacity during the 2010-11 season with the then New Orleans Hornets.

Engrained in the New Orleans media scene for the past 23 years, Kattengell has hosted a daily radio program called The Sports Hangover since 2010. Over the course of his career, Kattengell has also served in various radio roles with the New Orleans Saints, Tulane University football and basketball, as well as the Arena Football League's New Orleans Voodoo. Additionally, he has hosted Arkansas Game Day on CST/Yurview Saturdays for the past five seasons.

A graduate of Brother Martin High School, Kattengell earned a degree in broadcast journalism from the University of Southern Mississippi.



DOUG TATUM

VICE PRESIDENT OF DIGITAL MEDIA

Doug Tatum enters his 11th season with the New Orleans Pelicans, his third as Vice President of Digital Media after serving as the Executive Director of Digital Media for eight seasons. Tatum oversees the direction of all digital media properties and the support staffs for both the Pelicans and the New Orleans Saints, including all social media accounts and all team related mobile platforms.

Prior to joining the Pelicans, Tatum served 13 years, first as deputy then as lead sports editor, for the state's largest newspaper, The Times-Picayune. Tatum helped usher NOLA.com through a transition phase that saw the reduction of The Times-Picayune from a daily

newspaper to a more digitally focused endeavor. Tatum was part of The Times-Picayune staff that received two Pulitzer Prizes for its coverage of Hurricane Katrina and its aftermath. Under his guidance, the sports staff of The Times-Picayune earned numerous state, regional and national awards for its work.

Tatum, a 1992 graduate of Western Kentucky University and native of Louisville, also previously served as an editor at The Cincinnati Enquirer and The (Louisville) Courier-Journal.



JIM EICHENHOFER

PUBLICATIONS AND NEW MEDIA MANAGER

Jim Eichenhofer begins his 17th full season with the Pelicans as publications and new media manager, serving as the primary writer for Pelicans.com.

Since coming to the NBA in 2005, he has organized and directed many of the multi-team features that have appeared on NBA.com and individual team websites.

Prior to joining the Pelicans, Eichenhofer was a sportswriter for daily newspapers in Geneva, N.Y., and Auburn, N.Y., earning an Associated Press award for column writing. He has written over 100 feature articles for national basketball magazines SLAM, Inside Stuff and HOOP,

interviewing and profiling NBA players such as Yao Ming, Chris Bosh, Tony Parker and Kevin Durant. He's written magazine articles on New Orleans players including Anthony Davis, Tyson Chandler, Greivis Vasquez and Carl Landry. In addition to those national magazine assignments, he's written player and team features for the NBA All-Star Game and NBA Finals official programs. He has also appeared as a guest on NBA TV.

Eichenhofer is a native of Waterloo, N.Y. and graduate of Ithaca (N.Y.) College.



MATT RYAN

DIRECTOR OF BASKETBALL COMMUNICATIONS

Matt Ryan enters his 11th season as the Director of Basketball Communications for the New Orleans Pelicans. Ryan oversees many of the daily aspects of the department such as the media guide, credentialing, writing news releases, fulfilling player and staff interview requests both locally and nationally, while maintaining statistical upkeep of player performances.

As Director, Ryan represents the department on all team travel including road trips, All-Star events, Summer League and the NBA Draft. He transitioned to the department in 2012 after beginning his career with the New Orleans Saints communications department prior to the 2011 season.

Ryan is a New Orleans native who graduated from Jesuit High School and Tulane University.



CHRIS TRAHANT

BASKETBALL COMMUNICATIONS & BROADCAST MANAGER

Chris Trahant enters his tenth season with the New Orleans Pelicans Basketball Communications department, his second as Basketball Communications & Broadcast Manager. Trahant is the department's primary editor of team publications and is responsible for maintaining team statistical databases, organizing game day administrative operations, and fulfilling external and internal media requests, as well as accompanying the organization on team travel.

Trahant also fulfills broadcasting duties that include serving as the team's liaison with Bally Sports New Orleans and national television broadcast partners.

He transitioned fully to the department prior to the 2014-15 season after serving as New Orleans Saints/Pelicans Communications Intern for the 2013-14 season. Trahant is a New Orleans native who graduated from Jesuit High School and Louisiana State University.



HENRY VALIER

BASKETBALL COMMUNICATIONS COORDINATOR

Henry Valier enters his fourth season with the New Orleans Pelicans Basketball Communications department, his second as Basketball Communications Coordinator.

Valier is responsible for assisting with the composition and editing of game notes and the media guide, managing the Pelicans press website and assisting with the execution of day-to-day basketball communications responsibilities, as well as accompanying the organization on team travel.

Prior to joining the Pelicans full-time in 2021, Valier served as the Digital Media/Basketball Communications Associate for both the New Orleans Pelicans/Saints for two seasons (2019-21), and before that interned for the Saints communications staff during the Summer of 2018.

A native of St. Louis, Missouri, Valier graduated from the University of Missouri (Columbia, MO), where he received his Bachelor's degree in Sport Management.



SAM SHANNON

CORPORATE COMMUNICATIONS MANAGER

Sam Shannon enters his fifth season with the New Orleans Pelicans and his second as Corporate Communications Manager. He transitioned to his current role after serving as Digital Media Coordinator with the Pelicans from 2019-2021. Shannon is responsible for the day-to-day operations of both the Pelicans and Saints corporate communications efforts, including marketing, community relations, digital media and business development.

Shannon is a native of Charlottesville, Virginia, and attended the University of Kentucky, where he majored in Communication with a minor in Media Studies. Prior to receiving his undergraduate degree, Shannon attended Monticello High School in Charlottesville.

Media Credentials

Single game requests should be directed to the Pelicans communications office no later than 48-hours before the game you wish to cover. First-time requests must be in written form on company letterhead and received by the aforementioned deadline. Because of limited press seating, credentials and/or media seating cannot be guaranteed. Credentials are good for admittance to the press room, dining area and seating areas and may be picked up at the press entrance (located at the Elevators 1 & 2 entrance located on Dave Dixon Drive near the corner of Magnolia Street). Credentials must be worn at all times and are non-transferable. Any unauthorized use will subject the bearer to ejection from the arena and the forfeiture of the credential. An autograph or photo request by a media member will also result in the forfeiture of the credential. Photographs of full-season or single-game credentials are not to be posted on social media platforms, and doing so can result in the forfeiture of credentials.

International Media Policy

Media representing an organization with affiliations located outside Canada or the United States must contact NBA International by emailing Michael Perrelli (mperrelli@nba.com) to arrange credentials. Please do not contact the Pelicans media relations department. Additional information on international media policies can be obtained from the NBA League Office.

Press Parking/Press Gate

All credentialed media may park in Garage 5, located on the corner of Magnolia Street and Dave Dixon Drive, just northwest of the Smoothie King Center. Pelicans PR will provide each media member with a mobile parking pass that will be sent to a designated SeatGeek account. Please refer to the attached map for reference to parking in Garage 5. Please note that the media entrance at the Smoothie King Center has moved to a new location. Media Will Call is now located at the Elevators 1 & 2 entrance located on Dave Dixon Drive near the corner of Magnolia Street. The loading dock will no longer be an entry point for media or broadcast personnel. Photos and diagrams of the media entrance are attached. The media entrance opens three hours prior to the game.

Media Work Space/Media Dining

Upon entering the Smoothie King Center through the media entrance, proceed through the elevator lobby and into the hallway, then follow the Media Work Room signage. The Media Work Room is located near the visiting team tunnel. Seating charts will be posted throughout the Media Work Room and the press seating areas. A complimentary meal will be available in the Tall Storage Area of the Smoothie King Center, located on the West side of the ground level.

Smoothie King Center Press Seating

Print media press seating is located above Sections 112, 113 and 120 of the Smoothie King Center, as well as Press Box B above section 330. To access these seats in 112 and 113 from the media work room, walk out to the court, behind the visiting bench, and up the stairs between sections 113 and 114. To access media seating above section 120 from the media work room, walk out to the court, across the baseline, and up the stairs between Sections 122 and 123. Visiting sideline reporters and advance team scouts will be seated on the baseline closest to the visitor's bench in front of Section 118. Auxiliary press seating for media members and NBA team scouts is located above Section 124. To access to Press Box B, take the elevator located outside of the Pelicans Broadcast Offices (to the left of the media entrance and SMG Security control room) to the top floor (PR).

Photographers

Season passes will be provided to accredited photographers from New Orleans area daily newspapers and television stations who plan on covering at least 30 of the 41 regular season home games. Weekly newspaper photographers will be handled on an individual game basis. Photographers must be on assignment for a publication to be credentialed. Limited space is available at each end of the court for both television and still photographers. Photographers must stay in the designated area. Photographers may not sit on equipment cases and live television cameras have first priority on location and right of way. All NBA league rules regarding photography apply. Photographers/videographers that have a baseline position on the court must wear a photo vest, which can be retrieved from the media workroom from a member of the Pelicans PR staff. Only those wearing a vest may shoot from the court from 30 minutes before the scheduled tip through the conclusion of the game. An auxiliary photo bank for photographers not provided with a baseline position is located above section 124.

Internet Access

The Smoothie King Center offers wireless internet service to working media. To access the internet, please select the Caesars Wi-Fi network. There is no password. If you should have any questions related to your wireless access, or would like a hard line for internet access, please let us know and we will be happy to assist you.

Pre and Post-Game Interviews

All Tier 1 and Tier 2 media will be allowed in each team's press conference room. Pelicans press conferences will be held in Locker Room 8, while the visiting team's press conferences will take place in Locker Room 4. Pelicans Head Coach Willie Green's pregame press conference will start 105 minutes prior to the game, while the visiting head coach will be available 90 minutes prior to the game. Each head coach and at least two players from each team will be available in their respective interview rooms following the game.

NBA TV Arena Link Room

The NBA TV Arena Link room at the Smoothie King Center is stationed next to the Pelicans player entrance. Should you need to utilize the Arena Link system, please contact a member of the Pelicans basketball communications department.

Live Shots

Television stations wishing to conduct live shots may do so pre and post-game. Live shots may be staged behind the courtside seats along either baseline areas. Pre-game live shots must conclude no later than 30 minutes prior to the scheduled start of the game.

Game Notes and Statistics

Game notes and additional press materials are available in the press room four hours before each game. Statistics are distributed to the working media during the game and are also available in the press room. Post-game notes and quotes are distributed a short time following the completion of the game. In an effort to reduce our paper consumption, in-game statistics for print media, as well as post-game notes and quotes, will be distributed via email. Box scores and game books will be available in the media workroom. Statistics monitors are provided for television and radio broadcasts as well as for print and television media.

Injury Reports/Updates

Reports and updates on players who are injured during a game will be distributed by the Pelicans basketball communications department. Additionally, please follow @PelicansPR on twitter for in-game reports and updates.

Meals

A complimentary pre-game meal is served in the tall storage area at the Smoothie King Center three hours before each game.

Practice Policy

The Pelicans practice at the Ochsner Sports Performance Center, located at 5800 Airline Drive in Metairie, LA. Media should enter through the press entrance of the building (posted on the doors, located adjacent to the main entrance) and park in the general parking lot. Practices are closed to the public. The final 15 minutes of practice will be open to the media. Head Coach Willie Green and players are available immediately following practice for interviews. Please contact the Pelicans basketball communications department to confirm practice times and the availability of the players and coaches. One-on-one interviews should be scheduled in advance with the Pelicans communications department.

Directions From Louis Armstrong New Orleans International Airport to the Smoothie King Center

Follow airport access road to I-10 East. Go approximately eight miles, stay in the right lanes at I-10/I-610 split (after Bonabel Blvd. Exit) and follow I-10 Eastbound towards downtown New Orleans. Go approximately three miles after the split, stay in the middle lanes and take the Superdome Exit. Turn right at the end of the ramp onto Girod Street. The arena is in the first block on your right. Driving time is approximately 30 minutes, but allow 45 minutes during rush hour.

Directions From Downtown New Orleans to the Ochsner Sports Performance Center

Take I-10 westbound towards Baton Rouge. Exit 226 for Clearview Parkway South towards the Huey Long Bridge. Merge on to Clearview Parkway and turn right on to Airline Drive. Destination is 1.1 miles up Airline on the left hand side at the intersection of Elise Avenue. The duration of the trip is approximately 20 minutes. Please see above practice policy for parking and entrance instructions.



MISCELLANEOUS

SMOOTHIE KING CENTER



SEATING CAPACITIES

Basketball: 18,500 (16,867 for Pelicans)

Concert (end stage): 17,000

A center stage for all forms of entertainment, the Smoothie King Center is home to the Pelicans and is the setting for some of the music industry's top performers and acts. The 16-year-old arena (opened October 29, 1999) stands tall in the colorful mix of downtown New Orleans and is connected by two pedestrian ramps to the magnificent Mercedes-Benz Superdome. Built for \$112 million, the facility is managed by ASM Global, which provides facility services to 189 venues worldwide. With a seating capacity of 18,500 (16,867 for Pelicans games), the Arena contains 56 executive suites, HUB Club including 140 seats, and 2,800 club seats, maintaining and providing personal amenities specific to each suite. The Arena provides numerous amenities at various locations for the convenience of its patrons: 24 permanent stands for food and beverage, three permanent stands for merchandise, 18 women's restrooms and 14 men's restrooms on public concourses and a 5,000-car Superdome garage adjacent to the Arena. All seating and access are in compliance with ADA regulations.

IMPROVEMENTS

The Smoothie King Center recently underwent \$50 million in renovations. The first phase of upgrades, which was completed before the start of the 2013-14 season, include new club locations, an internal bandstand/bar area, suite renovations, interior club renovations, as well as the creation of exterior club space, expansion of the existing Courtside Club as well as the popular Hub Club, a new VIP area, a limited access Chairman's Club, a grand new lobby, and expanded locker rooms. The second phase included exterior work and was finished prior to start of the 2014-15 season. The third phase, which was completed prior to the start of the 2015-16 season, was highlighted by a new, state-of-the-art video scoreboard.

LOCATION

The Smoothie King Center is located in downtown New Orleans, at the foot of a ramp from Interstate 10, the Mississippi River Bridge approach and the Pontchartrain Expressway; connected by two pedestrian ramps to the Caesars Superdome.

CLUB SEATS

The Smoothie King Center has 2,800 club seats via seat licenses, all located in the middle sections of the lower bowl; 1,400 each side of the arena floor. All have oversized, cushioned seats with cup holders. Excellent access is provided to Club lounges (one on each side). Club seat holders have options for all Arena events.

EXECUTIVE SUITES

The Smoothie King Center has 56 executive suites; 16 have 18 theatre-style seats; all others have 12 theatre-style seats. Other amenities include a private concourse, refrigerators, wet bar, television sets with in-house TV and cable channels, access and membership to two club level lounges and preferred parking. The super suite remains one of the Arena's unique attributes. Named the HUB club (HUB International Ltd.), this super suite offers the convenience, comfort, and service of a private suite on a single-game basis. The HUB Club includes 140 seats and is newly furnished with the same plush carpeting, tables, chairs and TV monitors.

COURTSIDE CLUB

Accessed from the East Lobby on La Salle Street, the Courtside Club offers a lounge area, dining facilities, a patio area and a unique view of the team as it heads onto the court.

SCOREBOARDS/INFORMATION SYSTEM

The Smoothie King Center has a four-sided center-hung scoreboard and four Daktronics ProAd hustle boards located in each corner of the arena and monitors throughout the concourses, suites and private dining areas.

PRESS FACILITIES

Media facilities include lower bowl seating, a working press area, an interview area, dining area and provisions for uplink to satellite vans and state-of-the-art TV broadcast facilities.

LOCKER ROOMS

Along with the Pelicans locker room and visiting NBA locker room, the Smoothie King Center is equipped with three additional locker rooms along with six dressing rooms and three production offices.

CONCESSION STANDS

The Smoothie King Center has 24 permanent concession stands plus numerous other portable units for the sale of food, beverages and souvenir items.

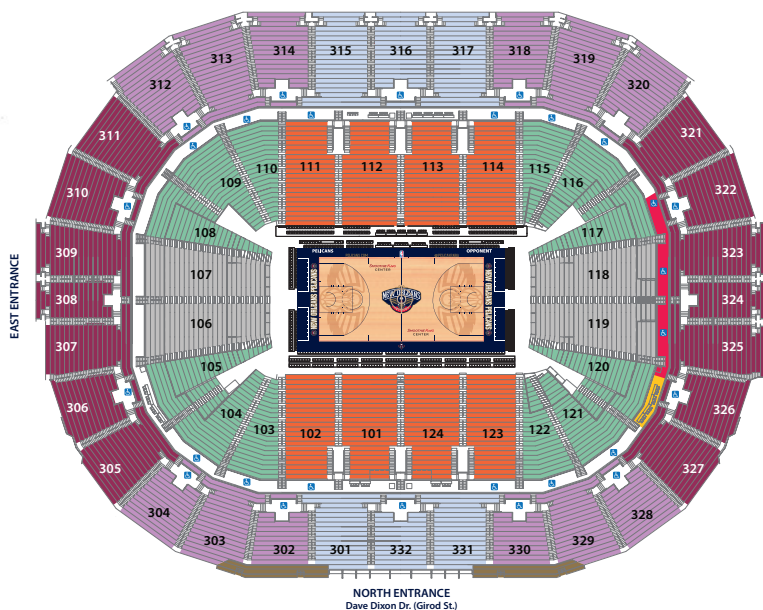
BOX OFFICE

The Smoothie King Center has full box office services, with 16 ticket windows at the main entrance on the Northwest corner of facility plus six additional windows on the East end of the building. The box office phone number is (504) 587-3822.

ARENA FLOOR

The Smoothie King Center floor has 24,650 square feet of column-free space; 290 ft. long by 85 ft. wide, with retractable seating units in one end zone.

TICKET MAP



OCHSNER SPORTS PERFORMANCE CENTER



LOCATION

5800 Airline Drive,
Metairie, LA 70003

TELEPHONE

504-593-4700

The New Orleans Pelicans relocated to a brand new, state-of-the-art practice facility on the campus of the Ochsner Sports Performance Center prior to the start of the 2013-14 season. The Pelicans share the Ochsner Sports Performance Center with the NFL's New Orleans Saints at 5800 Airline Drive in Metairie, LA, the only such arrangement in major North American sports. The \$16 million, 50,000 square foot practice facility houses a 32,000 square foot practice area that features two full-sized basketball courts, offices for coaches and basketball operations staff, and a team theatre

for film review. The building also includes a 12,000 square foot area that contains the Pelicans' locker room, players' lounge, barber shop, equipment room, and training room. Prior to the new facility, the team had operated at a temporary setup at the Alario Center, a public multipurpose facility in Westwego, La. after moving to New Orleans in 2002.

In the summer of 2019, the facility underwent a multi-million dollar renovation, which included a completely re-imagined weight room, medical facilities and team locker room.



LOGOS / MARKS

PARTIAL ICON



GLOBAL LOGO



Wordmark

Inspired by French Quarter street signs.

Fleur-De-Lis

A most notable symbol of New Orleans, the Fleur-de-lis is also represented within the primary and secondary marks. Its roots lie within its French origin and the deep cultural heritage of our city and is thus displayed on the city's flag. The mark, however, came to mean much more after Hurricane Katrina devastated the region, and came to symbolize the heart and resolve of the city.

Crescent Basketball

Coined the "Crescent City" in 1835, New Orleans derived its popular nickname as it was established along the semi-circle bend of the Mississippi River. The crescent shape is thereby represented in several of the marks.

SECONDARY LOGOS



"BIRD-DE-LIS"

Incorporates pelican, fleur-de-lis and crescent basketball.



CIRCULAR

Incorporates cultural reference to "Crescent City" more formally and includes fleur-de-lis and crescent basketball.



NOLA

Refers to New Orleans, LA and includes fleur-de-lis.

NEW ORLEANS PELICANS OFFICIAL COLORS

- PELICANS NAVY
- PELICANS GOLD*
- PELICANS RED

PANTONE 289
PANTONE 872
PANTONE 186

100C/76M/12C/70Y
41C/48M/76Y/17K
100M/81Y/4K

10R/34G/64B
140R/115G/75B
206R/16G/46B

*for alternative flat applications use Pantone 465

Blue, gold and red are the colors represented in the flag of New Orleans.

Primary - Blue

Representative of the state flag of Louisiana. Traditionally represents liberty (as in the City of New Orleans flag).

Secondary - Gold

The raucous embellishment and flourish that represents the spirited life of New Orleans. It's a color indicative of the city itself. It ties together this organization (shared color with the Saints), the rich and diverse history of the city and its culture of celebration. It's the color often found in the "crown" of pelicans and represented the championships we intend to win.

Tertiary - Red

Red signifies fraternity, one blood or union, as with this team of players. It also represents the legend of the mother pelican pricking her own breast to feed her young in times of need, doing whatever it takes to endure. It's found on the throat of this powerful bird and provides a flash of intensity.

UNIFORMS

ASSOCIATION EDITION




ICON EDITION



STATEMENT EDITION



COURT DESIGN



NBA INFORMATION

New York

Olympic Tower
645 Fifth Avenue
New York, NY 10022
Telephone: (212) 407-8000
Fax: (212) 832-3861

New Jersey

100 Plaza Drive
Secaucus, NJ 07094
Telephone: (201) 865-1500
Fax: (201) 974-5973

INTERNATIONAL OFFICES

EUROPE & THE MIDDLE EAST

London

Endeavour House
189 Shaftesbury Avenue
London, United Kingdom WC2H 8JR
Telephone: +44-20-7420-8900

Spain

47 Leganitos Street 6th Floor
28013 Madrid, Spain
Telephone: +34-912-153-573

AFRICA

Dakar

Levels 4 and 5, Serenity Building
King Fahd Palace Road
Almadies, Dakar
Senegal

Johannesburg

9th Floor GreenPark Corner
3 Lower Road
Morningside 2196
Johannesburg, South Africa
Telephone: +27-100-072-668

Lagos

6th Floor, Landmark Towers
5B Water Corporation Road
Oniru, Lagos State, Nigeria

LATIN AMERICA

Brazil

Av Borges de Medeiros, 633
Sala 301 - Leblon
Rio de Janeiro, RJ, Brazil 22430-041
Telephone: +55-21-3206-6400
Fax: +55-21-2586-6001

Mexico City

Av. Prolongacion Paseo de la Reforma
No. 1236, Piso 6, Planta Baja Desarrollo Santa Fe
Cuajimalpa De Morelos,
Ciudad De Mexico 05348
Telephone: +52-55-9171-7700

CANADA

Toronto

50 Bay Street, Suite 1402
Toronto, Ontario
Canada M5J 3A5
Telephone: 416-682-2000
Fax: 416-364-0205

ASIA/PACIFIC

Hong Kong

Room 3101, Lee Gardens One
33 Hysan Avenue
Causeway Bay, Hong Kong
Telephone: 011-852-2843-9600
Fax: +852-2536-4808

Taiwan

Suite 1303, No. 88, Section 2
Chung Hsiao East Road
Taipei, Taiwan ROC 100
Telephone: 011-886-2-2397-8000
Fax: 011-886-2-2358-1098

Philippines

Unit 1701, World Plaza Building
5th Avenue corner 30th Street
Bonifacio Global City
Taguig, 1634 Philippines
Telephone: +632-866-8205

Mumbai

C-1804, ONE BKC
G Block, Bandra Kurla Complex
Bandra East, Mumbai - 400051
Telephone: +91-22-6124-6100

China—Beijing

19th Floor, Office Tower 2, China Central Place
No. 79 Jianguo Road, Chaoyang District
Beijing, China 100025
Telephone: 011-86-10-5200-8200
Fax: 011-86-10-5200-8202

China—Shanghai

Unit 2703-2708, 27F, Tower, 2, Plaza 66
1366 Nanjing West Road, Jing An District
Shanghai, China 200040
Telephone: 011-86-21-6137-2200
Fax: 011-86-21-6288-9920

2022-23 NBA G LEAGUE DIRECTORY



NBA G League Office
Olympic Tower
645 5th Avenue
New York, NY 10022
212-407-8700

Media Relations Contacts:
Joanna Shapiro (jshapiro@nba.com);
Mike Perrelli (mperrelli@nba.com)

Austin Spurs

1717 Scottsdale Drive, Suite 155
Cedar Park, TX 78641
Tel: (512) 236-8333
Arena: H-E-B Center at Cedar Park
Media Relations Contacts: Amanda Janczak
(ajanczak@attcenter.com)
NBA Affiliation: San Antonio

Birmingham Squadron

950 22nd St. N, Suite 925, Birmingham, AL 35203
Tel: (205) 719-0850
Arena: Legacy Arena
Media Relations Contact: Joseph Hooven
(joseph.hooven@pelicans.com)
NBA Affiliation: New Orleans

Capital City Go-Go

1100 Oak Drive SE, Washington, DC, 20032
Tel: (202) 318-5278
Arena: Entertainment & Sports Arena in Congress Heights
Media Relations Contact: Matt Quinn
(mquinn@monumentalsports.com)
NBA Affiliation: Washington

Cleveland Charge

1 Center Ct., Cleveland, OH 44115
Tel: (216) 420-2730
Arena: Cleveland State University Wolstein Center
Media Relations Contacts: Sean Wyatt
(swyatt@cantoncharge.com)
NBA Affiliation: Cleveland

College Park Skyhawks

101 Marietta St., NW Suite 1100, Atlanta, GA 30303
Tel: (404) 878-3800
Arena: Gateway Center @ College Park
Media Relations Contact: Jerome Schwich
(Jerome.schwich@cpskyhawks.com)
NBA Affiliation: Atlanta

Delaware Blue Coats

401 Garasches Lane, Wilmington, DE 19801
Tel: (302) 504-7587
Arena: Chase Fieldhouse
Media Relations Contact: Alex Yoh
(alex.yoh@6ers.com)
NBA Affiliation: Philadelphia

Fort Wayne Mad Ants

347 West Berry Street, Suite, 200A, Fort Wayne, IN 46802
Arena: Allen County War Memorial Coliseum
Tel: (260) 702-9561
Media Relations Contact: Dan Vance
(dvance@ftwaynemadants.com)
NBA Affiliation: Indiana

NBA G League Ignite

200 S Green Valley Parkway, Henderson, NV 89012
Arena: The Dollar Loan Center
Media Relations Contact: Mara Rudolph
(mrudolph@nba.com)
NBA Affiliation: None

Grand Rapids Gold

130 Fulton Street W, Grand Rapids, MI 49503
Arena: Van Andel Arena
Tel: (616) 350-4881
Media Relations Contact: Shanee Marvin
(smarvin@nbagrandrapids.com) and Brittany
Whitefield (bwhitefield@nbagrandrapids.com)
NBA Affiliation: Denver

Greensboro Swarm

2411 B West Gate City Blvd, Greensboro, NC 27403
Tel: (336) 907-3600
Arena: Fieldhouse at Greensboro Coliseum
Media Relations Contact: Justin Trujillo
(jtrujillo@goswarm.com)
NBA Affiliations: Charlotte

Iowa Wolves

730 3rd Street, Des Moines, Iowa 50309
Tel: (515) 564-8550
Arena: Wells Fargo Arena
Media Relations Contact: Randi Burrell
(randi.burrell@iawolves.com)
NBA Affiliations: Minnesota

Lakeland Magic

701 West Lime Street, Lakeland, FL 33815
Tel: (863) 825-3258
Arena: RP Funding Center
Media Relations Contact: Owen Fasolas
(ofasolas@lakelandmagic.com)
NBA Affiliation: Orlando

Long Island Nets

1255 Hempstead Turnpike,
Uniondale, New York 11553
Tel: (516) 654-8199
Arena: Nassau Coliseum
Media Relations Contact: Patricia Douglas
(pdouglas@bseglobal.net)
NBA Affiliation: Brooklyn

Maine Celtics

550 Forest Avenue, Portland, ME 04102
Tel: 207-210-6655
Arena: Portland Exposition Building
Media Relations Contact: Evans Boston
(EBoston@maineceltics.com)
NBA Affiliation: Boston

Memphis Hustle

191 Beale Street, Memphis, TN 28103
Tel: (901) 205-1234
Arena: Landers Center
Media Relations Contact: Corey Moore
(CMoore@grizzlies.com)
NBA Affiliation: Memphis

Mexico City Capitanes

Av. de las Granjas 800, Santa Barbara,
Azcapotzalco, 02230, Mexico City, Mexico
Arena: Arena Ciudad de México
Tel: +52 55 6414 6100
Media Relations Contact: Adriana Barrón
(abarron@capitanes.mx)
NBA Affiliation: None

Motor City Cruise

6201 Amsterdam St. Detroit, MI 48202
Tel: (313) 747-8667
Arena: Wayne State Arena
Media Relations Contact: Dylan Daniel
(ddaniel@pistons.com)
NBA Affiliation: Detroit

Oklahoma City Blue

208 Thunder Drive, Oklahoma City, OK 73102
Tel: (405) 208-4800
Arena: Paycom Center
Media Relations Contacts: Heather Ward
(hward@okcthunder.com)
NBA Affiliation: Oklahoma City

Ontario Clippers

9680 Haven Avenue #120, Rancho Cucamonga,
CA 91730
Arena: Toyota Arena
Tel: (909) 406-9090
Media Relations Contact: Cooper Dzierzanowski
(cdzierzanowski@clippers.com)
NBA Affiliation: LA Clippers

Raptors 905

5600 Rose Cherry Place, Mississauga, ON L4Z4B6
Tel: (416) 815-5600
Arena: Paramount Fine Foods Centre
Media Relations Contact: Safia Hersi
(shersi@raptors905.com)
NBA Affiliation: Toronto

Rio Grande Valley Vipers

4421 N. McCall Road, McAllen, TX 78504
Arena: Bert Ogden Arena
Tel: (956) 510-7162
Media Relations Contact: Juanita Maldonado
(juanita@rgvipers.com)
NBA Affiliation: Houston

2022-23 NBA G LEAGUE DIRECTORY (contd.)

Salt Lake City Stars

3200 S Decker Lake Drive, West Valley City, UT 84119
Arena: Maverick Center
Tel: (801) 325-7827
Media Relations Contact: Derek Ahnrsbrak (derek.ahnrsbrak@slcstars.com)
NBA Affiliation: Utah

Santa Cruz Warriors

903 Pacific Avenue, Suite 101, Santa Cruz, CA 95060
Tel: (831) 713-4400
Arena: Kaiser Permanente Arena
Media Relations Contact: Shannon Stabler (sstabler@santacruzbasketball.com)
NBA Affiliation: Golden State

Sioux Falls Skyforce

2131 South Minnesota Ave, Sioux Falls, SD 57105
Tel: (605) 332-0605
Arena: Sanford Pentagon
Media Relations Contact: Matt Dykstra (mdykstra@skyforceonline.com)
NBA Affiliation: Miami

South Bay Lakers

2275 E. Mariposa Avenue, El Segundo, CA 90245
Tel: (310) 426-6000
Arena: UCLA Health Training Center
Media Relations Contact: Noah Camarena (ncamarena@la-lakers.com)
NBA Affiliation: Los Angeles Lakers

Stockton Kings

400 E. Main, Suite 760, Stockton, CA 95202
Tel: (888) 564-7209
Arena: Stockton Arena
Media Relations Contact: Rahsaan Gethers (rgethers@kings.com)
NBA Affiliation: Sacramento

Texas Legends

2601 Avenue of the Stars, Suite 300, Frisco, TX 75034
Tel: (214) 469-0822
Arena: Comerica Center
Media Relations Contact: Britney Wynn (bwynn@texlegends.com)
NBA Affiliation: Dallas

Westchester Knicks

711 Old Saw Mill River Road, Tarrytown, NY 10591
Arena: Total Mortgage Arena
Tel: (212) 485-7116
Media Relations Contact: Ajah Hawley-Alexander (Ajah.Hawley-Alexander@msgsports.com)
NBA Affiliation: New York

Windy City Bulls

5333 Prairie Stone Parkway, Hoffman Estates, IL 60192
Tel: (847) 396-7070
Arena: NOW Arena
Media Relations Contact: Kyle Brown (kylebrown@bulls.com)
NBA Affiliation: Chicago

Wisconsin Herd

549 High Avenue, Oshkosh, WI 54901
Tel: (920) 233-4374
Arena: Oshkosh Arena
Media Relations Contact: Eric Kohlbeck (kohlbeck@bucks.com)
NBA Affiliations: Milwaukee

BIRMINGHAM SQUADRON

In 2017, The New Orleans Pelicans announced their intent to launch their own NBA G League team in a city near New Orleans to give the team the opportunity to develop its players closer to home. After conducting extensive research into markets across the Gulf South, Birmingham, Alabama emerged as the front runner. On October 24, 2018, the Pelicans, in conjunction with the NBA G League, formally announced that the Pelicans had purchased an NBA G League franchise to play at Legacy Arena in Birmingham at the conclusion of a \$123 million renovation of the facility.

On Dec. 5, 2021, the Birmingham Squadron christened the newly-renovated arena against the Mexico City Capitanes and the team picked up its first home victory on Dec. 6, 2021, defeating the Capitanes 109-107. The team made a playoff appearance in its first season, falling to the Texas Legends in the first round, 115-100.

In an effort to accelerate player development, as well as establish a presence in the NBA G League, the Pelicans' G League affiliate played temporarily in Erie, Pennsylvania for three seasons (2018-21) as the Erie Bayhawks. With Legacy Arena renovations scheduled to finish earlier than expected, the Birmingham Squadron was officially announced on July 26, 2021 as the Pelicans one-on-one NBA G League affiliate, set to begin play in November 2021.

"Bringing our G League team closer to home and to such a deserving city like Birmingham was of the utmost importance in deciding where to launch our new G League franchise," said Pelicans Governor Gayle Benson. "Our organization's vision is to grow the game of basketball in the Gulf South and we couldn't be more excited to bring the NBA to the amazing people of Birmingham. We look forward to being a part of the community for many years to come."

After careful deliberation, the name Squadron – synonymous with a flock of Pelicans – was chosen as a nod to the parent club. Also, the word Squadron is defined as a group that works together with a shared mission, representing the franchise's mission to develop NBA talent and bring championships to both Birmingham and New Orleans.

The Birmingham Squadron serve as a development ground for NBA talent as the Pelicans one-on-one affiliate in the NBA G League. Led by David Griffin, Executive Vice President of Basketball Operations, and General Manager Trajan Langdon, the Pelicans have full control of the Squadron roster and have the ability to move players between Pelicans and Squadron rosters when needed.

The 2022-23 edition of the team is led by head coach T.J. Saint, who has served as an assistant coach and associate head coach for the Pelicans' G League affiliate teams since 2019. The Belmont graduate worked as the director of basketball strategy for the University of Georgia during the 2018-19 season. Prior to that, Saint was a member of the Detroit Pistons organization as the video coordinator from 2014-18. After graduating from Belmont, he served as a graduate assistant, and later director of basketball operations, for the Butler University men's basketball program from 2011-14.



Birmingham Squadron
950 22nd St N, Suite 925
Birmingham, AL 35205
birmingham.gleague.nba.com
@GLeagueSquadron

Affiliation: New Orleans Pelicans
Governor: Gayle Benson
GM of Business Operations: Leslie Claybrook
General Manager: Billy Campbell
Head Coach: T.J. Saint

Assistant Coaches: Mery Andrade, Perry Huang, Jodie Meeks
Associate Director of Basketball Operations/Equipment Manager: Dillon McGowan
Head Athletic Trainer: Gilchrist Schmidt
Strength Coach: Emeka Akoh

LEGACY ARENA



Legacy Arena at the BJCC serves as the permanent home of the Birmingham Squadron as the team enters its second season in the Magic City. Originally constructed in 1976, the arena underwent a \$123 million renovation in 2021 and now seats 17,654 for sporting events and 19,000 for concerts.


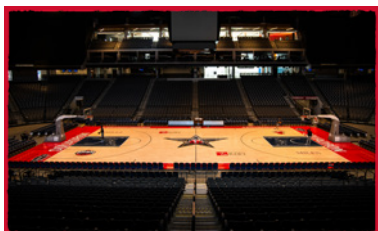
The renovations included massive updates to both the interior and exterior of the arena, most noticeably a new atrium at the 19th Street entrance featuring a beautiful steel-and-glass façade. On the interior, the renovation created new premium seating options, improved concourses and luxury suites.

"Legacy Arena gives us the opportunity to entertain our fans in one of, if not the best, arenas in the NBA G League," said Squadron general manager Leslie Claybrook. "We could not ask for a better place for our players to showcase their skills and for our fans to cheer them on. With its renovations, Legacy Arena is now a premier destination for sports in the Southeast."

Legacy Arena is the largest multipurpose arena in the state of Alabama and has hosted a wide variety of events in its past, from sporting events like NCAA March Madness to legendary concerts by artists like Michael Jackson. From a basketball standpoint, the arena has hosted four SEC basketball tournaments, three Conference USA tournaments, and 10 NCAA Tournaments on both the men's and women's sides.

The arena is the third-largest in the G League and the largest of teams located in the United States that do not play in a full-time NBA arena.

Legacy Arena hosts 24 Birmingham Squadron games this season beginning with the season-opener on Nov. 6 against the Lakeland Magic.



BIRMINGHAM SQUADRON LOGO

TIP OF THE SPEAR

The Vulcan is a larger-than-life symbol and icon for the city of Birmingham. It is the embodiment of an industry which defined the city for generations. The top of the star and the bottom two points mirror the Vulcan's spear with a resolved strength.

FLYING IN FORMATION

A squadron is a group of Pelicans on the hunt. There is a united purpose to their movement, demonstrated with precision and power. The wings of the global mark symbolize this purpose, precision, and power.

IRON & FIRE

The gear represents the product of iron and fire, the grit of hard work and industry from the Iron City. It is the ambition of setting goals and achieving them, and the resilience of adapting to every situation.

NOD TO THE CRESCENT CITY

The crescent basketball is an homage to the culture, the people, and the spirit of New Orleans. Our wordmark is a further reflection of the Pelicans by incorporating the typography system from the New Orleans global mark.

THE STAR OF THE SHOW

The Birmingham flag is dominated by the star along with the colors of red, white, and gold. This emblem stands the test of time as a beacon of hard work and the resulting success.



BIRMINGHAM
SQUADRON

COMMUNITY INITIATIVES

The New Orleans Pelicans community efforts focus on two key initiatives critical to the future and prosperity of the Gulf South region: the health and sustainability of our coastal wetlands and the health and fitness of our region's children.

In conjunction with our community and corporate partners, the Pelicans continue to execute several outreach programs that positively impact and inspire the lives of individuals in our community.

The health of the coastal wetlands is vital to growth and success of the state and region. The Louisiana wetlands provide 30% of the seafood catch in the contiguous U.S. Our wetlands habitat is also home to a wide variety and number of wildlife and plants.

New Orleans Pelicans Junior Training Camps are presented by our partners, Smoothie King and Ochsner, serve as our longest tenured youth basketball program sponsor. JTCs run throughout the year and focus on the development of the youth athlete through a variety of fundamental drills that help them learn the game of basketball. Through this program, we also promote sportsmanship, encouragement, and the importance of living a healthy and active lifestyle to schools and summer camps in our surrounding communities.

On July 14, 2022 - The National Basketball Association (NBA) and Women's National Basketball Association (WNBA) announced the launch of Jr. NBA Leagues, a national network of youth basketball leagues for boys and girls ages 6-14. The New Orleans Pelicans were one of five NBA teams selected to become a pilot market for this program. Launching in November of 2022 in a variety of parishes throughout Louisiana, our Jr. Pelicans Leagues provide access to best-in-class recreational basketball to youth across socio-economic, racial and gender lines. Joining our Jr. Pelicans Leagues as a player, coach, or operator provides access to a variety of resources and benefits that will greatly enhance the youth league experience. Our youth league participants will compete in official Pelicans team-branded uniforms. RCX Sports, a Jr. NBA partner since 2018 and market leader in youth sports experiences, will serve as the program's official operating partner. All Jr. Pelicans Leagues members – will also receive a robust suite of resources including

training opportunities and basketball curricula designed to enhance league effectiveness, gameplay, and on-court and off-court player and coach development.

Pelicans Players in the Community: Lafitte Greenway Basketball Mural Unveiling & Clinic with Jaxson Hayes:

This past summer, Jaxson Hayes contributed to a community celebration and basketball clinic around the unveiling of an outdoor basketball court mural. The mural is called "Shine Together" and explores the bold and rich spirit of New Orleans youth, with the bright colors representing their liveliness. The hope is for the mural to inspire unity around the city. Jaxson Hayes was one of the contributors to the overall project.

Zion's "One City" Basketball Community Celebration:

The event centered around "workshop" panel/breakout discussions for parents and youth to help find alternatives to violence. The idea of course coming about to curb the recent uptick of violence our city is currently facing. Local city officials were on site as well to share insight and solutions with the families. Pelicans YBD enhanced the experience by bringing tailgate games and also by leading a skills and drills clinic for participating youth following the community discussions.

Kira Lewis Jr. Skills Camp:

Kira Lewis Jr. held a skills camp this past summer, where 125 kids ranging from ages 6-15 participated in skills and drills portion. Birmingham Squadron representatives were also on-site to lead different interactive stations throughout the camp.

For more information about the team's work in the Gulf South, visit Pelicans.com



NBA Cares is the league's global social responsibility program that builds on the NBA's mission of addressing important social issues. NBA Cares programs and participants have provided more than 6.2 million hours of hands-on service and created more than 2,042 places where kids and families can live, learn or play in communities around the world. Internationally, NBA Cares has created more than 375 places where kids and families can live, learn or play in 40 countries and territories. NBA Cares works with nationally and internationally recognized youth-serving programs that support education, youth and family development, and health-related causes, including: Boys & Girls Clubs of America, Vera Institute of Justice, Thurgood Marshall College Fund, UNICEF, Special Olympics, The Jed Foundation, Share Our Strength and GLSEN.

Faint, illegible text covering the majority of the page, appearing as bleed-through from the reverse side.



Faint, illegible text at the bottom of the page, likely bleed-through from the reverse side.