



END OF REGULAR SEASON HOUSTON ROCKETS (22-60)



Forward

#6 KJ Martin

6-7/216 • 1/6/01 • IMG Academy/USA • 3rd season (3rd w/HOU)

Notes/Trends [2022-23 Video Highlights](#)

Appeared in all 82 games with 49 starts, including each of the final 41 games; started a total of 10 games his first two seasons... scored 15+ points 24 times over the final 45 games after doing so seven times the first 37 games of the season... ranked 12th in field goal percentage (.569).

2022-23 Season Stats							
GP	82	PPG	12.7	RPG	5.5	APG	1.5
GS	49	SPG	0.50	BPG	0.37	TPG	1.1
MPG	28.0	FG%	.569	3PT%	.315	FT%	.680

Top Game	OPPONENT	RESULT	MIN	FG/FGA	3FG/3FGA	FT/FTA	OR	DR	TR	A	PF	ST	TO	BS	+/-	PTS
11/25	vs. ATL	W128-122	33:42	10-13	1-1	0-0	5	10	15	2	3	1	5	0	8	21

Forward

#1 Jabari Smith Jr.

6-11/213 • 5/13/03 • Auburn/USA • 1st season (1st w/HOU)

Notes/Trends [2022-23 Video Highlights](#)

First player to have reached his totals of points, rebounds, blocks and 3FGM through the first 79 games played of a career... scored in double-figures in 19 of the final 20 games, while averaging 15.8 ppg on 47.2% shooting, up from 11.8 ppg on 38.3% shooting his first 59 GP... was 19 the entire season

2022-23 Season Stats							
GP	79	PPG	12.8	RPG	7.2	APG	1.3
GS	79	SPG	0.54	BPG	0.94	TPG	1.3
MPG	31.0	FG%	.408	3PT%	.307	FT%	.786

Top Game	OPPONENT	RESULT	MIN	FG/FGA	3FG/3FGA	FT/FTA	OR	DR	TR	A	PF	ST	TO	BS	+/-	PTS
3/9	at IND	L125-134 (ot)	46:56	10-19	3-5	7-9	3	9	12	3	1	2	1	1	-3	30

Center

#28 Alperen Sengun

6-11/255 • 7/25/02 • Besiktas (Türkiye)/Türkiye • 2nd season (2nd w/HOU)

Notes/Trends [2022-23 Video Highlights](#)

Was the third player to have averaged at least 14.0 ppg, 9.0 rpg and 3.0 apg while playing fewer than 29.0 mpg in a single season (Nikola Jokić in 2016-17; Jusuf Nurkić in 2018-19)... had 29 double-doubles this season after having 8 as a rookie and scored 20+ points 15 times (twice as a rookie).

2022-23 Season Stats							
GP	75	PPG	14.8	RPG	9.0	APG	3.9
GS	72	SPG	0.93	BPG	0.93	TPG	2.6
MPG	28.9	FG%	.553	3PT%	.333	FT%	.715

Top Game	OPPONENT	RESULT	MIN	FG/FGA	3FG/3FGA	FT/FTA	OR	DR	TR	A	PF	ST	TO	BS	+/-	PTS
1/25	vs. WAS	L103-108	36:42	10-16	0-0	1-1	6	5	11	10	1	3	3	2	3	21

Guard

#4 Jalen Green

6-6/183 • 2/9/02 • G League Ignite/USA • 2nd season (2nd w/HOU)

Notes/Trends [2022-23 Video Highlights](#)

Back to 2000-01, was the seventh player to have at least 1,600 points, 280 rebounds and 280 assists in their second season, joining Luka Dončić, Donovan Mitchell, Damian Lillard, Derrick Rose, LeBron James and Dwyane Wade...had 4+ assists 39 times this season after doing so 19x as a rookie.

2022-23 Season Stats							
GP	76	PPG	22.1	RPG	3.7	APG	3.7
GS	76	SPG	0.78	BPG	0.24	TPG	2.6
MPG	34.2	FG%	.416	3PT%	.338	FT%	.786

Top Game	OPPONENT	RESULT	MIN	FG/FGA	3FG/3FGA	FT/FTA	OR	DR	TR	A	PF	ST	TO	BS	+/-	PTS
1/23	vs. MIN	W119-114	35:07	15-25	6-12	6-10	2	2	4	4	0	1	1	1	19	42

Guard

#3 Kevin Porter Jr.

6-6/201 • 5/4/00 • USC/USA • 4th season (3rd w/HOU)

Notes/Trends [2022-23 Video Highlights](#)

His totals of points, rebounds, assists, steals and 3FGM in 59 games played were only reached through the first 59 GP of a season 9 times prior in NBA history by 5 different players (LaMelo, Steph, Dončić, Harden 5x, Payton)... over his final 30 games played, averaged 3.0 3FGM on 40.9% shooting.

2022-23 Season Stats							
GP	59	PPG	19.2	RPG	5.3	APG	5.7
GS	59	SPG	1.39	BPG	0.29	TPG	3.2
MPG	34.3	FG%	.442	3PT%	.366	FT%	.784

Top Game	OPPONENT	RESULT	MIN	FG/FGA	3FG/3FGA	FT/FTA	OR	DR	TR	A	PF	ST	TO	BS	+/-	PTS
12/26	at CHI	W133-118	39:20	14-22	6-12	2-4	3	4	7	9	2	0	2	0	13	36

6th Man

#17 Tari Eason

6-8/217 • 5/10/01 • Louisiana State/USA • 1st season (1st w/HOU)

Notes/Trends [2022-23 Video Highlights](#)

First Rockets rookie to have played an entire 82-game season since Luis Scola in 2007-08... was third player to have at least 190 offensive rebounds and 90 steals while playing fewer than 1,800 minutes in a season (DeJuan Blair in 2010-11; George Lynch in 1993-94... 17th pick in 2022 NBA Draft.

2022-23 Season Stats							
GP	82	PPG	9.3	RPG	6.0	APG	1.1
GS	5	SPG	1.17	BPG	0.57	TPG	1.2
MPG	21.5	FG%	.448	3PT%	.343	FT%	.752

Top Game	OPPONENT	RESULT	MIN	FG/FGA	3FG/3FGA	FT/FTA	OR	DR	TR	A	PF	ST	TO	BS	+/-	PTS
3/20	vs. GS	L108-121	30:59	9-16	1-5	2-4	4	8	12	1	2	4	2	0	-3	21

2022-23	Overall	Home	Road	Overtime
Overall	22-60	14-27	8-33	1-1
Eastern	10-20	5-10	5-10	1-1
Western	12-40	9-17	3-23	0-0

2022-23 Streaks	Overall	Home	Road
Longest (Winning)	3 (2 times())	3 (3/13-3/17)	2 (4/4-4/7)
Longest (Losing)	13 (12/27-1/21)	10 (12/15-1/18)	8 (12/27-1/21)

ROCKETS 2022-23 SEASON SCHEDULE

Date	Opponent	Time/Result	Nov. 30	at Denver	L100-120	Jan. 13	at Sacramento	L114-139	March 4	at San Antonio	W122-110
Oct. 19	at Atlanta	L107-117	Dec. 2	at Phoenix	W122-121	Jan. 15	at L.A. Clippers	L100-121	March 5	San Antonio	W142-110
Oct. 21	Memphis	L122-129	Dec. 3	at Golden State	L101-120	Jan. 16	at L.A. Lakers	L132-140 NBATV	March 7	Brooklyn	L96-118
Oct. 22	at Milwaukee	L105-125	Dec. 5	Philadelphia	W132-123 (2ot)	Jan. 18	Charlotte	L117-122	March 9	at Indiana	L125-134 (ot)
Oct. 24	Utah	W114-108	Dec. 8	at San Antonio	L109-118	Jan. 21	at Minnesota	L104-113	March 11	Chicago	L111-119
Oct. 26	at Utah	L101-109	Dec. 11	Milwaukee	W97-92	Jan. 23	Minnesota	W119-114	March 13	Boston	W111-109
Oct. 28	at Portland	L111-125	Dec. 13	Phoenix	W111-97	Jan. 25	Washington	L103-108	March 15	L.A. Lakers	W114-110
Oct. 30	at Phoenix	L109-124	Dec. 15	Miami	L108-111	Jan. 26	Cleveland	L95-113	March 17	New Orleans	W114-112
Oct. 31	at L.A. Clippers	L93-95	Dec. 17	Portland	L95-107	Jan. 28	at Detroit	W114-111	March 19	New Orleans	L107-117
Nov. 2	L.A. Clippers	L101-109	Dec. 19	San Antonio	L105-124	Feb. 1	Oklahoma City	W112-106	March 20	Golden State	L108-121
Nov. 5	at Minnesota	L117-129	Dec. 21	Orlando	L110-116	Feb. 3	Toronto	L111-117	March 22	at Memphis	L125-130
Nov. 7	at Orlando	W134-127	Dec. 23	Dallas	L106-112	Feb. 4	at Oklahoma City	L121-153	March 24	at Memphis	L114-151
Nov. 9	at Toronto	L109-116	Dec. 26	at Chicago	W133-118	Feb. 6	Sacramento	L120-140	March 26	at Cleveland	L91-108
Nov. 12	at New Orleans	L106-119 NBATV	Dec. 27	at Boston	L102-126	Feb. 8	Sacramento	L128-130	March 27	at New York	L115-137
Nov. 14	L.A. Clippers	L106-122	Dec. 29	at Dallas	L114-129	Feb. 10	at Miami	L95-97	March 29	at Brooklyn	L114-123
Nov. 16	at Dallas	W101-92	Dec. 31	New York	L88-108	Feb. 13	at Philadelphia	L104-123	March 31	Detroit	W121-115
Nov. 18	Indiana	L91-99	Jan. 2	Dallas	L106-111	Feb. 15	at Oklahoma City	L96-133	April 2	L.A. Lakers	L109-134
Nov. 20	Golden State	L120-127	Jan. 4	at New Orleans	L108-119	Feb. 24	at Golden State	L101-116	April 4	Denver	W124-103
Nov. 25	Atlanta	W128-122	Jan. 5	Utah	L114-131	Feb. 26	at Portland	L114-131	April 7	at Charlotte	W112-109
Nov. 26	Oklahoma City	W118-105 NBATV	Jan. 8	Minnesota	L96-104	Feb. 28	Denver	L112-133	April 9	at Washington	W114-109
Nov. 28	at Denver	L113-129	Jan. 11	at Sacramento	L115-135	March 1	Memphis	L99-113	Home games shaded • All Times Central		

SEASON TRANSACTIONS (G League movement at bottom of Roster Page)

6/23: Selected Jabari Smith Jr. (3rd overall) and Tari Eason (17th overall) in the 2021 NBA Draft... **6/24:** Traded Christian Wood to Dallas in exchange for Sterling Brown, Marquese Chriss, Boban Marjanović, Trey Burke and the rights to Wendell Moore Jr. (26th overall); Traded the rights to Moore to Minnesota in exchange for the rights to TyTy Washington Jr. (29th overall) and two future second round picks... **6/28:** Waived John Wall... **7/1:** Signed Trevor Hudgins to a two-way contract... **7/6:** Re-Signed Jae'Sean Tate... **7/26:** Re-Signed Bruno Fernando... **9/30:** Traded Brown, Burke, Chriss, and David Nwaba to Oklahoma City in exchange for Derrick Favors, Maurice Harkless, Ty Jerome, Théo Maledon, a 2025 second round pick via Atlanta, and cash considerations... **10/1:** Waived Jerome... **10/3:** Signed Fernando to a multi-year deal... **10/9:** Signed Willie Cauley-Stein... **10/11:** Waived Harkless and Maledon... Claimed Darius Days off waivers... Signed Trahe Mitchell... **10/12:** Waived Mitchell and signed Pierrii Henry... **10/15:** Waived Cauley-Stein and Henry... **10/17:** Signed Kevin Porter Jr. to a multi-year contract extension... Waived Favors... Converted Days to a two-way contract... **2/9:** Traded Fernando and Garrison Mathews to Atlanta in exchange for two second round picks (via OKC), Justin Holiday and Frank Kaminsky III; as part of a three-team trade with the Clippers and Memphis, traded Eric Gordon to L.A. while acquiring conditional 2023 first round pick swap rights from the Clippers, Danny Green from Memphis and John Wall from L.A.; waived Marjanović... **2/13:** Waived D. Green and Wall... **2/13:** Signed Marjanović; waived Holiday... **2/27:** Signed Cauley-Stein to a 10-day contract... **3/23:** Signed D.J. Augustin... **4/9:** Signed Willie Cauley-Stein.

ROCKETS 2022-23 SEASON STATS


PLAYER	-FIELD GOALS-										-3-POINT FG--				-FREE THROWS-				--REBOUNDS--				PTS	AVG
	G	GS	MIN	FG	FGA	PCT	FG	FGA	PCT	FT	FTA	PCT	OFF	DEF	TOT	AST	PF	DQ	STL	TO	BLK			
J. Green	76	76	2602	566	1358	.417	187	554	.338	364	463	.786	43	241	284	281	131	1	59	200	18	1683	22.1	
Porter	59	59	2024	391	884	.442	141	385	.366	207	264	.784	76	238	314	338	156	0	82	188	17	1130	19.2	
Sengun	75	72	2171	442	799	.553	19	57	.333	206	288	.715	242	436	678	291	258	6	70	193	70	1109	14.8	
Gordon	47	47	1418	210	478	.439	85	245	.347	110	135	.815	12	85	97	136	45	0	30	83	17	615	13.1	
Smith	79	79	2451	364	892	.408	120	391	.307	162	206	.786	122	447	569	101	227	0	43	104	74	1010	12.8	
Martin	82	49	2292	410	720	.569	68	216	.315	151	222	.680	126	326	452	123	147	0	41	91	30	1039	12.7	
Wall (TOT)	34	3	755	138	338	.408	33	109	.303	77	113	.681	14	78	92	178	59	0	27	80	12	386	11.4	
Eason	82	5	1767	296	660	.448	59	172	.343	109	145	.752	195	301	496	88	189	0	96	101	47	760	9.3	
Tate	31	7	678	110	229	.480	13	46	.283	50	69	.725	41	77	118	84	106	3	21	47	7	283	9.1	
Christopher	64	2	786	153	329	.465	21	89	.236	45	60	.750	20	51	71	73	59	0	33	60	15	372	5.8	
Mathews	45	0	602	60	170	.353	53	155	.342	41	45	.911	10	52	62	23	56	0	23	18	4	214	4.8	
Washington	31	2	433	58	160	.363	19	80	.238	10	18	.556	2	43	45	47	29	0	15	14	2	145	4.7	
Fernando	31	4	364	48	93	.516	0	1	.000	30	44	.682	48	74	122	30	68	0	6	20	31	126	4.1	
Nix	57	7	914	81	237	.342	40	140	.286	24	36	.667	18	80	98	132	59	1	31	86	7	226	4.0	
Days	4	0	25	5	12	.417	3	10	.300	2	2	1.000	1	5	6	1	2	0	0	0	1	15	3.8	
Marjanovic	31	0	171	41	60	.683	0	1	.000	20	27	.741	20	40	60	9	10	0	5	14	2	102	3.3	
Garuba	75	1	970	86	177	.486	24	59	.407	29	47	.617	120	187	307	64	135	1	44	47	29	225	3.0	
Kaminsky (TOT)	36	0	235	31	63	.492	13	33	.394	14	16	.875	7	45	52	32	22	0	6	9	4	89	2.5	
Kaminsky (HOU)	10	0	59	6	19	.316	2	10	.200	4	4	1.000	4	12	16	11	1	0	1	0	3	18	1.8	
Hudgins	5	0	28	2	9	.222	2	8	.250	3	3	1.000	0	0	0	3	1	0	0	1	0	9	1.8	
ROCKETS	82	-	19755	3329	7286	.457	856	2619	.327	1567	2078	.754	1100	2695	3795	1835	1679	12	600	1332	374	9081	110.7	
OPPONENTS	82	-	19755	3480	7225	.482	1189	3183	.374	1576	1986	.794	860	2542	3402	2143	1692	13	718	1078	509	9725	118.6	

PLAYER	-- SINGLE-GAME HIGHS --						----- AVERAGE PER GAME -----						-CAREER HIGHS				-(C=SET, T=TIRED THIS SEASON)-				
	MIN	REB	AST	STL	TO	PTS	MIN	REB	AST	STL	TO	BLK	PTS	FG	FGA	FT	FTA	REB	AST	PTS	
J. Green	44	8	9	3	7	2	42	34.2	3.7	3.7	0.78	2.6	0.24	22.1	16C	29C	15C	17C	8T	9C	42C
Porter	44	11	13	4	7	3	36	34.3	5.3	5.7	1.39	3.2	0.29	19.2	16	26	11C	15C	12	14	50
Sengun	39	21	11	4	6	5	33	28.9	9.0	3.9	0.93	2.6	0.93	14.8	14C	20	10C	12T	21C	11C	33C
Gordon	40	6	8	2	5	2	28	30.2	2.1	2.9	0.64	1.8	0.36	13.1	14	26	16	20	8	11	50
Smith	47	15	6	3	5	3	30	31.0	7.2	1.3	0.54	1.3	0.94	12.8	11C	20C	7C	9C	15C	6C	30C
Martin	40	15	5	3	5	2	31	28.0	5.5	1.5	0.50	1.1	0.37	12.7	12C	21	9C	12C	15C	7	31C
Wall (TOT)	29	7	15	4	8	2	26	22.2	2.7	5.2	0.79	2.4	0.35	11.4	18	31	19	24	13	20	52
Eason	35	13	5	5	4	3	21	21.5	6.0	1.1	1.17	1.2	0.57	9.3	9C	21C	7C	10C	13C	5C	21C
Tate	30	8	6	3	4	1	17	21.9	3.8	2.7	0.68	1.5	0.23	9.1	11	19	9	10	14	10	32
Christopher	30	5	5	3	4	2	20	12.3	1.1	1.1	0.52	0.9	0.23	5.8	11	17	7	10	8	7	30
Mathews	28	4	3	2	3	2	20	13.4	1.4	0.5	0.51	0.4	0.09	4.8	7	14	12	13	9	4	28
Washington	34	6	6	2	3	1	20	14.0	1.5	1.5	0.48	0.5	0.06	4.7	9C	16C	2C	3C	6C	6C	20C
Fernando	25	10	7	1	3	4	14	11.7	3.9	1.0	0.19	0.6	1.00	4.1	8	11	5	6	12	7C	19
Nix	36	7	9	3	4	2	16	16.0	1.7	2.3	0.54	1.5	0.12	4.0	7C	19C	4C	4T	7C	9C	16C
Days	17	3	1	0	0	1	7	6.2	1.5	0.3	0.00	0.0	0.25	3.8	2C	7C	2C	2C	3C	1C	7C
Marjanovic	13	6	2	2	4	1	10	5.5	1.9	0.3	0.16	0.5	0.06	3.3	12	20	11	12	20	6	31
Garuba	25	10	3	4	4	3	12	12.9	4.1	0.9	0.59	0.6	0.39	3.0	5C	7C	7C	8C	14	3T	12C
Kaminsky (TOT)	22	7	5	1	1	1	13	6.5	1.4	0.9	0.17	0.3	0.11	2.5	12	20	11	12	13	8	31
Kaminsky (HOU)	17	6	5	1	0	1	7	5.9	1.6	1.1	0.10	0.0	0.30	1.8							
Hudgins	14	0	3	0	1	0	3	5.7	0.0	0.6	0.00	0.2	0.00	1.8	1C	8C	3C	3C	0C	3C	3C
ROCKETS	290	67	33	14	26	19	142	240.9	46.3	22.4	7.32	16.2	4.56	110.7	67	138	47	65	89	50	159
OPPONENTS	290	53	40	14	24	15	153	240.9	41.5	26.1	8.76	13.1	6.21	118.6	67	131	46	62	82	47	165

JALEN GREEN (21 Years Old at End of Season)

[\[2022-23 Video Highlights\]](#)

- Has 24 30-point games (tied for 8th by player 21 or younger through first 143 GP).
- Back to 2000-01, is the seventh player to have at least 1,600 points, 280 rebounds and 280 assists in their second season, joining Luka Dončić, Donovan Mitchell, Damian Lillard, Derrick Rose, LeBron James and Dwyane Wade.
- Has the 9th-most 3FGM (344) of any player thru the first 143 games played of a career... set rookie records for consecutive games with 4+, 5+ and 6+ 3FGM.
- Averaging 26.8 points on 48.1% shooting in the Rockets wins this season.



KEVIN PORTER JR. (22 Years Old at End of Season)

[\[2022-23 Video Highlights\]](#)


- His totals of points, rebounds, assists, steals and 3FGM in 59 games played were only reached through the first 59 GP of a season 9 times prior in NBA history by five different players (LaMelo, Steph, Dončić, Harden 5x, Gary Payton).
- Was one of 11 players to have averaged at least 18.0 ppg, 5.0 rpg, 5.0 apg and 1.00 spg this season and is the second-youngest doing so.
- Averaged 4.5 FTA on 78.4% shooting this season (3.2 per, 64.2% FTs in 2021-22).
- Was 22 years old for the entire season.



ALPEREN SENGUN (20 Years Old at End of Season)

[\[2022-23 Video Highlights\]](#)

- Was the third player to have averaged at least 14.0 ppg, 9.0 rpg and 3.0 apg while playing fewer than 29.0 mpg in a season (Jokić in 16-17; Nurkić in 18-19)
- Scored 20+ points 15 times this season (twice as a rookie) and had 29 double-doubles (8 as a rookie).
- Became the fourth different player with at least 1,100 points, 660 rebounds and 280 assists while player fewer than 2,200 minutes in a single season, joining Giannis Antetokounmpo (3x), Nikola Jokić and Domantas Sabonis (2x).



JABARI SMITH JR. (19 Years Old at End of Season)

[\[2022-23 Video Highlights\]](#)


- First player in NBA history to have his totals of points, rebounds, blocks and 3-pointers made through the first 79 games played of a career.
- Tied for the fourth-most double-doubles (16) by a 19 year old... became the youngest player to have at least 20 points and 10 rebounds in 3 straight games.
- Scored in double-figures in 19 of the final 20 games, while averaging 15.8 ppg on 47.2% shooting, up from 11.8 ppg on 38.3% shooting his first 59 games played.
- Was 19 years old for the duration of the season.



TARI EASON (21 Years Old at End of Season)

[\[2022-23 Video Highlights\]](#)

- Fourth player to have averaged at least 9.0 ppg, 6.0 rpg and 1.00 spg in fewer than 22.0 mpg in a single season and just the second going back to 1981-82.
- Became the third player with at least 190 offensive rebounds and 90 steals while playing fewer than 1,800 minutes in a season (DeJuan Blair in 2010-11; George Lynch in 1993-94).
- Dating back to 1997-98, was the sixth player to have at least 195 offensive rebounds and 96 steals through the first 82 games played of a career.



SEASON NOTES

ODDS & ENDS: Here are some notes that just didn't fit in anywhere else:

- Houston won four of its final five games and finished the season 22-60 after going 20-62 in 2021-22... the Rockets lost a season-high 13 in a row from 12/7-1/21.
- The Rockets have defeated each of the top four teams in winning percentage this season (Milwaukee, Boston, Denver, Philly).
- The Rockets went 6-5 over their final 10 home games after losing 17 of their previous 19, including 10 straight from 12/15-1/18 (14-27 overall)... Houston was 11-30 at home in 2021-22 and lost a franchise-high tying 11 straight from 12/10/21-1/31/22... over a 7-season span from 2013-14 through 2019-10, the Rockets tied for the 3rd-most home victories by any team.
- Houston won its final two road games, marking its first time winning consecutive road games this season... the Rockets were 8-33 on the road this season after going 9-32 in 2021-22... Houston had the second-most road wins of any team over a four-season span from 2016-17 through 2019-20.
- The Rockets was 15-10 in games in which they led by double-digits this season (17-16 in 2021-22) and had six wins by 10+, including two by 20+... Houston won by double-digits nine times in 2021-22, including by 20+ once.
- Houston was outscored by an average of 7.9 ppg this season... the Rockets ranked 29th in scoring differential in 2021-22 (-8.3 ppg).
- The Rockets trailed by double-digits in 61 of the 82 games this season (7-54 mark) and lost by 10+ points 36 times, including 20+ 15 times... Houston trailed by double-digits in 59 games last season (7-52 mark) and lost by 10+ points 43 times, including 20+ 15 times.
- Houston was 15-12 when leading after three quarters of play this season (14-9 in 2021-22) and 7-48 when tied or trailing (6-53 in 2021-22).
- The Rockets were 9-8 in games decided by five or fewer points this season (7-11 in 2021-22), including 5-4 by three or fewer (3-8 in 21-22)
- Houston was 1-1 in overtime this season (won in double OT vs. Philly on 12/5; lost at Indiana on 3/9).
- Houston used 18 different starting lineups this season, including one lineup 30 times... the Rockets used 24 different starting lineups in 2021-22, including one lineup 20 times... Houston used 43 different lineups in 2020-21 with an NBA record 30 players appearing in a game.
- The starting lineup of Green, Porter, Martin, Smith and Sengun went 7-11.
- The Rockets have had all five starters score in double-figures 30 times this season (13 times in 2021-22).
- Two Rockets scored 20+ points 38 times this season, including 3+ 12 times and 4 once... Houston had two players score 20+ points 33 times last season, including 3+ 11 times and four players once.
- Houston was 2-11 in the second game of back-to-backs this season (2-11 in 2021-22).

FREE .99: Jalen Green recorded 10+ FTA 14 times this season while averaging 6.1 overall after having 10+ twice as a rookie while averaging 3.5. He is the 20th second year player 21 or younger to have recorded at least 450 FTA in a season. Here's the list:

Players 21 or Younger with 450+ FTA in Second Season	
Jalen Green (2022-23)	Carmelo Anthony (2004-05)
Zion Williamson (2020-21)	Gilbert Arenas (2002-03)
Luka Doncic (2019-20)	Elton Brand (2000-01)
Trae Young (2019-20)	Shareef Abdur-Rahim (1997-98)
Andrew Wiggins (2015-16)	Kobe Bryant (1997-97)
Brook Lopez (2009-10)	Stephon Marbury (1997-98)
Kevin Durant (2008-09)	Antoine Walker (1997-98)
Dwight Howard (2005-06)	Shaquille O'Neal (1993-94)
LeBron James (2004-05)	Isiah Thomas (1982-83)
Chris Bosh (2004-05)	John Drew (1975-76)

COACHING CHANGE: The day after the regular season ended, the Rocket announced the team would not exercise the 2023-24 team option for head coach Stephen Silas. Silas was named the 14th head coach in franchise history on 11/1/20 and compiled a 59-177 (.250) mark in his three seasons. Houston used an NBA record 30 different players during his first season in 2020-21, entered 2021-22 with five players 19 or younger, and had nine players 21 or younger heading into 2022-23.

CONGRATS VIPERS: The Rockets G League affiliate, the Rio Grande Valley Vipers, reached the G League Finals this season after winning their fourth championship in 2021-22. Three Rockets were with the Vipers during their late season playoff push and their run to the Finals: TyTy Washington Jr., Darius Days and Trevor Hudgins.

BOARDING SCHOOL: The Rockets outrebounded opponents by double-digits 26 times this season, including by 20+ three times, after doing so a total of 13 times the three seasons prior. Houston was only outrebounded by double-digits twice this season after that occurred 24 times in 2021-22. **Houston ranked first in rebounding differential (+4.7 per) after finishing last in each of the previous two seasons.**

TOP THREE: The Rockets selected Jabari Smith Jr. with the third overall pick in the 2022 NBA Draft after drafting Jalen Green second overall in 2021. The last time Houston picked players within the top three in consecutive drafts was in 1983 (Ralph Sampson w/No. 1; Rodney McCray w/No. 3) and 1984 (Hakeem Olajuwon w/No. 1). Dating back to 1983, this marked the 14th time a team picked top-three in consecutive drafts:

Team	Years	Players (Pick)
Houston	1983	Sampson (1); McCray (3)
	1984	Olajuwon (1)
L.A. Clippers	1988	Manning (1) [also acquired 3rd Pick]
	1989	Ellison (1)
New Jersey	1990	Coleman (1)
	1991	Anderson (2)
Charlotte	1991	Johnson (1)
	1992	Mourning (2)
Orlando	1992	O'Neal (1)
	1993	Webber (1) [traded for No. 3]
Philadelphia	1995	Stackhouse (3)
	1996	Iverson (1)
	1997	Van Horn (3)
Vancouver	1998	Bibby (2)
	1999	Francis (2) [traded]
	2000	Swift (2)
L.A. Clippers	2000	Miles (3)
	2001	Chandler (2) [traded]
Washington	2012	Beal (3)
	2013	Porter (3)
Cleveland	2013	Bennett (1)
	2014	Wiggins (1)
Boston	2016	Brown (3)
	2017	Tatum (3)
L.A. Lakers	2015	Russell (3)
	2016	Ingram (2)
	2017	Ball (2)
Philadelphia	2014	Embiid (3)
	2015	Okafor (3)
	2016	Simmons (1)
	2017	Fultz (1)
Houston	2021	Green (2)
	2022	Smith (3)

DIVERSIFYING: Houston won some games this season under certain conditions that generally resulted in losses in 2021-22:

	2022-23 (25 GP)	2021-22 (82 GP)
HOU <110 points	2 wins	1 win
Opponents w/120+ pts	4 wins	4 wins
Opp. FG% >= HOU's FG%	8 wins	4 wins
HOU shoots <45.0% FGs	6 wins	2 wins
Opp. shoots >=40.0% 3FGs	5 wins	2 wins
HOU <= 3FGM than Opp.	17 wins	3 wins
HOU <=33.3% 3FGs	9 wins	1 win
HOU <20 assists	5 wins	1 win
HOU 20+ Turnovers	7 wins	5 wins

MISCELLANEOUS:

	Home	Away
Biggest Win	32 vs. SA 3/5/23	15 at Chi 12/26/22
Worst Loss	20 vs. NY 12/31/22	37; 2 times, last at Mem 3/24/23
Largest Lead	32 vs. SA 3/5/23	19 at Chi 12/26/22
Largest Deficit	32 vs. Cle 1/26/23	45 at OKC 2/4/23
Largest Deficit Overcome in Win	16; 2 times, last vs.NO 3/17/23	16; 2 times, last: at Was 4/9/23
Largest Blown Lead in a Loss	20 vs. Min 1/8/23	12; 2 times, last: at Min 1/21/23
Never Trailed in a Win	vs. Pho 12/13/22	-
Never Led in a Loss	vs. Den 2/28/23	7x; last at OKC 2/4/23

ROOKIE BARRAGE: TyTy Washington Jr. had a career-high 20 points at Oklahoma City on 2/4. He became the third different Rockets rookie (Tari Eason and Jabari Smith Jr.) to have scored 20+ in a game this season and the 11th different Houston rookie to have done so going back to 2020-21. From 2000-01 through 2019-20, the Rockets had 12 different rookies score 20+ in a single game.

SHAKE & BAKE: Jalen Green and Kevin Porter Jr. both scored 20+ points in the same game 17 times this season. The both had 20+ points in nine of the final 19 games last season, including five straight from 3/28-4/5/22, after doing so once the first 63 games of 2021-22. Green and Porter averaged combined 41.3 ppg this season.

SE7EN: The Rockets acquired three players (Jabari Smith Jr., Tari Eason, TyTy Washington Jr.) from the first round of the 2022 NBA Draft after acquiring four players who were selected in the first round of the 2021 draft (Jalen Green, Alperen Sengun via trade, Usman Garuba, Josh Christopher). Dating back to 1996-97, Houston is the third team to have field a combination of at least six rookies and sophomores who were first round picks... let's take a look:

Teams who played at least six rookie/sophomore first round picks in a single season going back to 1996-97	
Houston (7) 2022-23	Jalen Green, Alperen Sengun, Usman Garuba, Josh Christopher from the 2021 draft; Jabari Smith Jr., Tari Eason, TyTy Washington Jr. from the 2022 draft.
Kings (7) 2017-18	Buddy Hield (acquired mid-season), Georgios Papagiannis, Malachi Richardson (traded mid-season) and Skal Labissiere from the 2016 draft; De'Aaron Fox and Justin Jackson from the 2017 draft; Bogdan Bogdanović was also a rookie but was a first round pick in 2014; Kings also had Harry Giles, a first round pick in 2017, but he didn't appear in a game that season due to injury.
Wizards (6) 2011-12	John Wall, Kevin Séraphin, Trevor Booker and Jordan Crawford (acquired mid-season) from the 2010 draft; Jan Veselý and Chris Singleton from the 2011 draft.

GROWTH CHART: Prior to last season, the late Eddie Griffin was the only teenager to have appeared in a game for the Rockets. Houston had five players who were 19 or younger appear in a game in 2021-22: Josh Christopher, Usman Garuba, Jalen Green, Daishen Nix, and Alperen Sengun. The Rockets selected Jabari Smith Jr. with the third overall pick in the 2022 NBA Draft. He won't turn 20 until after the 2022-23 regular season ends. **Heading into this season, nine Rockets were 21 or younger:** Christopher (20), Tari Eason (21), Garuba (20), Green (20), KJ Martin (21), Nix (20), Sengun (20), Smith (19), and TyTy Washington Jr. (20).

PICK 'EM: Of the 17 players on the Rockets roster at the end of the season, five were top-10 picks (Jalen Green 2nd, Jabari Smith Jr. 3rd, Willie Cauley-Stein 6th, D.J. Augustin 9th, Frank Kaminsky III 9th), and an additional six were first round picks (Josh Christopher 24th, Tari Eason 17th, Usman Garuba 23rd, Kevin Porter Jr. 30th, Alperen Sengun 16th, TyTy Washington Jr. 29th), two were second round picks (Boban Marjanović 52nd, KJ Martin 52nd) and four were undrafted (Darius Days, Trevor Hudgins, Daishen Nix, Jae'Sean Tate).

SEN-GOOD: Alperen Sengun averaged 14.8 points, 9.0 rebounds and 3.9 assists this season and doesn't turn 21 until late July. Here are some statistical comparisons based off his play:

Players who were 20 or younger for the majority of a season and averaged at least 14.0 ppg, 9.0 rpg and 3.0 apg	
Player	Season
Alperen Sengun	2022-23
Luka Dončić	2019-20
Antoine Walker	1996-97
Chris Webber	1993-94

Centers dating back to 1983-84 who averaged least 14.0 ppg, 9.0 rpg and 3.0 apg in either their first or second season	
Player	Season
Alperen Sengun	2022-23 (2nd season)
Joel Embiid	2017-18 (2nd season)
Nikola Jokić	2016-17 (2nd season)
Chris Webber	1993-94 (1st season)

JABARI'S ROOKIE SAFARI: Jabari Smith was the third overall pick in the 2022 NBA Draft and averaged 12.8 points, 7.2 rebounds, 1.3 assists and 0.94 blocks this season. He is listed at 6'11 and was 19 years old throughout his entire rookie campaign. Here's a look at some notable forwards who were listed 6'9" or taller and were also 19 years old during their rookie season:

Player (Rookie Season)	Notes
Kevin Garnett (95-96)	10.4 ppg (49.1% FGs), 6.3 rpg, 1.8 apg, 1.6 bpg as a rookie... 15-time All-Star; MVP in 2003-04.
Jermaine O'Neal (96-97)	4.1 ppg (45.1% FGs), 2.8 rpg as a rookie; 6-time All-Star... career: 13.2 ppg, 7.2 rpg, 1.8 bpg.
Rashard Lewis (98-99)	2.4 ppg (36.5% FGs); 1.3 rpg as a rookie; from 00-01 thru 09-10: 18.0 ppg, 5.9 rpg, 2.0 apg.
Al Harrington (98-99)	2.1 ppg (32.1% FGs), 1.9 rpg as a rookie; from 04-05 thru 09-10, 17.3 ppg, 6.2 rpg, 2.1 apg.
Chris Bosh (03-04)	11.5 ppg (45.9% FGs), 7.4 rpg, 1.4 bpg as a rookie; 11-time All-Star; career: 19.2 ppg/8.5 rpg
LeBron James (03-04)	20.9 ppg (41.7% FGs), 5.9 apg, 5.5 rpg, 1.6 spg as a rookie... 18-time All-Star; four-time MVP.
Josh Smith (04-05)	9.7 ppg (45.5% FGs), 6.2 rpg, 1.9 bpg as a rookie... career: 14.5 ppg, 7.4 rpg, 1.9 bpg.
Kevin Durant (07-08)	20.3 ppg (43.0% FGs), 4.4 rpg, 2.4 apg as a rookie... 12-time All-Star; MVP in 2013-14.
Anthony Davis (12-13)	13.5 ppg (51.6% FGs), 8.2 rpg, 1.8 bpg, 1.2 spg as a rookie... eight-time All-Star.
G. Antetokounmpo (13-14)	6.8 ppg (41.4% FGs), 4.4 rpg, 1.9 apg as a rookie; six-time All-Star; two-time MVP.
Jaren Jackson Jr. (18-19)	13.8 ppg (50.6% FGs), 4.7 rpg, 1.4 bpg as a rookie; 1st 4 seasons: 15.8 ppg, 5.1 rpg, 1.8 bpg

GOONIES NEVER SAY DIE: The Rockets defeated New Orleans on 3/17 despite trailing by as many as 16 points and by 10 heading into the fourth. That marked Houston's third win when trailing by double-digits through three quarters of play this season and amazingly, all three games came when trailing by as many as 16 and by 10 heading into the fourth (vs. Atlanta on 11/25; at Phoenix on 12/2). Over the previous three seasons (2019-20 through 2021-22), Houston only won two games in which it trailed by double-digits heading into the fourth.

THAT TIME OF YEAR: The Rockets made a pair of deals prior to the NBA trade deadline on 2/9:

- Houston traded Bruno Fernando and Garrison Mathews to Atlanta in exchange for Justin Holiday, Frank Kaminsky III and two future second round picks conveyed by Oklahoma City... Holiday was later waived.
- The Rockets traded guard Eric Gordon to the Clippers while acquiring rights to swap the 2023 first round pick Houston acquired from Milwaukee with the lesser of either L.A.'s first round pick or Oklahoma City's first round pick, with protection of picks 1-6... Houston also acquired guard/forward Danny Green from the Grizzlies and guard John Wall from the Clippers... Green and Wall were both later waived.

JUMP FOR JALEN: Jalen Green finished his rookie season averaging 17.1 ppg. He doesn't turn 21 until Feb. 9. Here are some current guards/wings who were under the age of 22 during their second season and had a "jump" in output from their rookie to sophomore seasons:

Player (2nd Season)	Rookie PPG/FG%	Soph. PPG/FG%
Jalen Green (22-23)	17.1; 42.6%	22.1; 41.6%
LaMelo Ball (21-22)	15.7; 43.6%	20.1; 42.9%
RJ Barrett (20-21)	14.3; 40.2%	17.6; 44.1%
Bradley Beal (13-14)	13.9; 41.0%	17.1; 41.9%
Devin Booker (16-17)	13.8; 42.3%	22.1; 42.3%
Jaylen Brown (17-18)	6.6; 45.4%	14.5; 46.5%
DeMar DeRozan (10-11)	8.6; 49.8%	17.2; 46.7%
Luka Dončić (19-20)	21.2; 42.7%	28.8; 46.3%
Kevin Durant (08-09)	20.3; 43.0%	25.3; 47.6%
Anthony Edwards (21-22)	19.3; 41.7%	21.3; 44.1%
De'Aaron Fox (18-19)	11.6; 41.2%	17.3; 45.8%
Darius Garland (20-21)	12.3; 40.1%	17.4; 45.1%
Gilgeous-Alexander (19-20)	10.8; 47.6%	19.0; 47.1%
Brandon Ingram (17-18)	9.4; 40.2%	16.1; 47.0%
Kyrie Irving (12-13)	18.5; 46.9%	22.5; 45.2%
Zach LaVine (15-16)	10.1; 42.2%	14.0; 45.2%
Tyrese Maxey (21-22)	8.0; 46.2%	17.5; 48.5%
Ja Morant (19-20)	17.8; 47.7%	19.1; 44.9%
Jamal Murray (17-18)	9.9; 40.4%	16.7; 45.1%
Kevin Porter Jr. (20-21)	10.0; 44.2%	16.6; 42.5%
Derrick Rose (09-10)	16.8; 47.5%	20.8; 48.9%
Collin Sexton (19-20)	16.7; 43.0%	20.8; 47.2%
Andrew Wiggins (15-16)	16.9; 43.7%	20.7; 45.9%
Trae Young (19-20)	19.1; 41.8%	29.6; 43.7%

RAN IT BACK: At the start of the season, 11 of the Rockets 17 players were with the team at the end of 2021-22 (Josh Christopher, Bruno Fernando, Usman Garuba, Eric Gordon, Jalen Green, KJ Martin, Garrison Mathews, Daishen Nix, Kevin Porter Jr, Alperen Sengun, Jae'Sean Tate). However, Fernando, Gordon and Mathews were dealt away at the trade deadline on 2/9.

TRENDSETTERS: In 2016-17, the Rockets became the first team in NBA history to reach 1,100 3FGM in a single season. Houston hit 1,100+ 3FGM in four straight seasons from 2016-17 through 2019-20 while the rest of the NBA did so a total of four times entering 2021-22. Six teams hit at least 1,100 3FGM this season after seven did so in 2021-22, including the Rockets.

SCHEDULE NOTES: Here are some notes from Houston's schedule this season:

- Ten of Houston's first 13 games were on the road... that tied for the most road games by any team through the first 13 games of a season.
- From 11/14-12/23, Houston played 13 of 19 games at Toyota Center, including a season-high seven straight at home from 12/11-12/23.
- The Rockets played eight of 12 on the road from 12/26-1/16... after that stretch, eight of Houston's next 11 games were at home before having a season-high tying five in a row on the road from 2/10-2/26 broken up by All-Star break.
- From 2/28-3/20, Houston played 10 of 12 at Toyota Center, concluding with a six-game homestand... the Rockets played seven of their final 10 games on the road.
- Houston played each NBA team at least once at home and once on the road, including Western Conference opponents twice both home and away, except for: L.A. Lakers (2 home, 1 road), Phoenix (1 home, 2 road), Portland (1 home, 2 road), and Utah (2 home, 1 road).

WIN/LOSS STAT DIFFERENCES

	Wins 22-23	Wins 21-22	Losses 22-23	Losses 21-22
HOU PPG	118.7	120.5	107.8	105.8
Opp. PPG	110.3	110.6	121.7	120.5
HOU FG%	.486	.496	.446	.431
Opp. FG%	.435	.446	.499	.494
HOU 3PT%	.365	.412	.314	.317
Opp. 3PT%	.329	.301	.390	.399
3FGM Diff.	-1.8	+5.5	-4.9	-1.3

SCORING

(Rankings only updated day of Rockets games)

	HOU 22-23	HOU 21-22	Opp. 22-23	Opp. 21-22
PPG (Rank)	110.7 (28)	109.7 (19)	118.6 (28)	118.2 (30)
100+ pts	21-49	20-46	19-57	15-59
110+ pts	20-24	19-24	12-50	11-53
120+ points	8-8	7-7	4-33	4-37
Below 100	1-11	0-16	3-3	4-3

- Houston averaged 114.5 points over the final 20 games, up from 109.5 ppg the first 62 games of the season... the Rocket ranked 28th in the NBA with 110.7 ppg (19th with 109.7 in 2021-22).
- The Rockets were 20-24 when scoring 110+ points this season (19-24 in 2021-22) and 2-36 when failing to do so (1-38 in 2021-22).
- Houston scored 120+ points 17 times this season (9-8 mark)... since the start of 2020-21, Houston is 24-23 when scoring 120+ points (97-8 when doing so from 2016-17 through 2019-20).
- The Rockets scored 130+ points five times this season and 55 times since the start of 2016-17 after doing so 53 times over a 36-season span from 1980-81 through 2015-16.
- Houston was 1-11 when scoring below 100 points this season (0-16 in 2021-22)... the Rockets had 97 points in their win vs. Milwaukee on 12/11 after losing their previous 41 games when scoring below 100.
- The Rockets ranked 28th in scoring defense this season (opponents: 118.6 ppg) after finishing 30th in 2021-22 (opponents: 118.2 ppg).
- Houston has held opponents below 100 points in consecutive games twice this season after not doing so since a three-game span from 3/5-3/10/19.
- The Rockets allowed 130+ points in three straight games from 2/4-2/8/23, marking the longest streak in franchise history.
- Houston was 10-10 when holding opponents below 110 points this season (9-9 in 2021-22), including 3-3 below 100 (4-3 in 2021-22) and 12-50 when failing to do so (11-53 in 2021-22), including 4-33 when allowing 120+ (4-37 in 21-22).
- The Rockets ranked tied for 26th in first quarter scoring this season (27.9 per) after ranking tied for 12th in 2021-22 (28.2 per)... Houston was 13-21 when scoring 30+ first quarter points (11-25 in 2021-22) and 1-2 when scoring below 20 (0-4 in 2021-22).
- Houston ranked 26th in first half scoring this season (55.9 per) after finishing 21st in 2021-22 (55.0 per)... the Rockets were 10-15 when scoring 60+ first half points (9-15 in 2021-22), including 3-1 with 70+ (2-2 in 2021-22) and 1-15 when scoring below 50 (1-15 in 2021-22).
- The Rockets ranked 27th in first quarter points allowed this season (opponents: 30.5 per) after finishing 29th in 2021-22 (opponents: 30.0 per)... the opposition scored 30+ first quarter points 46 times this season (44 in 2021-22).
- Houston ranked tied for 27th first half points allowed this season (opponents: 60.5 per) after finishing last in 2021-22 (opponents: 60.8 per)... the Rockets were 6-4 when holding opponents below 50 first half points (4-7 in 2021-22) and 8-35 when allowing 60+ (11-36 in 2021-22).

FIELD GOAL PERCENTAGE

(Rankings only updated day of Rockets games)

	HOU 22-23	HOU 21-22	Opp. 22-23	Opp. 21-22
FG% (Rank)	.457 (28)	.456 (24)	.482 (21)	.483 (29)
45.0%+	16-29	18-26	11-51	12-50
50.0%+	7-9	10-9	2-30	2-33
<45.0%	6-31	2-36	11-9	8-12
<40.0%	0-7	0-9	5-2	4-1

Rockets are 14-14 when outshooting opponents this season (16-11 in 2021-22) and 8-46 when failing to do so (4-51 in 2021-22).

- The Rockets ranked 28th in FG% this season (.457) after finishing 24th in 2021-22 (.456)... Houston was 21st in field goal defense this season (opp. .482) after finishing 29th in 2021-22 (.483)... the Rockets were 14-14 when outshooting opponents this season (16-11 in 2021-22) and 8-46 when failing to do so (4-51 in 2021-22).
- Houston outshot its opponent in eight straight games from 1/18-2/3, tying for its longest streak since an 11-game span from 2/19-3/10/08).
- The Rockets shot 47.0% over the final 42 games after shooting 44.3% the first 40 games of the season... Houston was 16-29 when shooting 45.0% or better this season (18-26 in 2021-22), including 7-9 at 50.0% or better (10-9 in 2021-22) and 6-31 when shooting below 45.0% (2-36 in 2021-22), including 0-7 below 40.0% (0-9 in 2021-22).
- Houston shot 45.0% or better in seven straight games from 1/11-1/23/23, tying for its longest streak since an 8-game span from 11/14-11/29/13.
- The Rockets shot 50.0% or better in four straight games from 2/3-2/8/23 for the first time since 11/16-11/23/13.
- Houston was 11-9 when holding opponents below 45.0% shooting this season (8-12 in 2021-22), including 5-2 below 40.0% (4-1 in 2021-22), and 11-51 when failing to do so (12-50 in 2021-22), including 2-30 when opponents shot 50.0% or better (2-33 in 2021-22).

FREE THROWS

(Rankings only updated day of Rockets games)

	HOU 22-23	HOU 21-22	Opp. 22-23	Opp. 21-22
FT% (Rank)	.754 (25)	.713 (30)	.794 (24)	.782 (22)
FTA Per	25.3	24.5	24.2	23.7
30+ FTA	8-13	5-11	5-13	3-12
<20 FTA	3-13	8-12	6-13	4-13

Rockets are 8-16 when having as many or more FTM as opponents have FTA this season (1-15 in 2021-22) and 4-17 when opponents have as many or more FTM as the Rockets have FTA (6-17 in 21-22)

- The Rockets ranked fourth in free throw attempts this season (25.3 per) after finishing first in 2021-22 (24.5 per)... Houston ranked ninth in FTA differential this season (+1.1 per) after finishing ninth in 2021-22 (+0.8 per).
- Houston shot 75.4% from the line this season, up from 71.3% in 2021-22... that marked the Rockets lowest percentage in a season since shooting 69.4% in 2015-16.
- Houston was 15-24 when having more FTM than its opponent this season (9-28 in 2021-22) and 7-36 when having as many or fewer (11-34 in 2021-22).
- The Rockets were 8-13 when having 30 FTA this season (5-11 in 2021-22) and 3-13 when having fewer than 20 (8-12 in 2021-22).
- Houston recorded as many or more FTM as opponents had FTA 24 times this season after doing so 16 times in 2021-22... opponents recorded as many or more FTM as the Rockets had FTA 21 times this season (Rockets 4-17 mark; 6-17 in 2021-22).

3-POINT SHOOTING

(Rankings only updated day of Rockets games)

	HOU 22-23	HOU 21-22	Opp. 22-23	Opp. 21-22
3FGM/A	10.4/31.9	13.5/38.7	14.5/38.8	12.8/36.2
3PT% (Rank)	.327 (30)	.349 (21)	.374 (27)	.353 (17)
15+ 3FGM	3-8	15-18	5-33	5-26
40.0%+ 3FGs	4-6	13-12	5-25	2-24
≤33.3% 3FGs	9-42	1-36	12-17	14-22
Rockets are 5-11 when having more 3FGM than their opponent (17-21 in 2021-22) and 17-49 when failing to do so (3-41 in 2021-22)				

- Houston only hit more than 13 3-pointers once over the final 41 games while averaging 9.1, down from 11.7 3FGM the first 41 games (10.4 per overall; 13.5 in 2021-22)... the Rockets were 29th in 3FGM this season.
- The Rockets took 35.9% of their shots from 3-point range this season, down from 44.8% in 2021-22... Houston took at least 50% of its shots from downtown in three straight seasons from 2017-18 through 2019-20.
- The Rockets recorded fewer than 10 3FGM 35 times this season (10 times in 2021-22), marking their highest total since doing so 35 times in 2015-16... Houston had 3 3FGM twice this season, matching its lowest totals since having 3 vs. N.O. on 3/2/16.
- Houston recorded 8 or fewer 3FGM in five straight games from 1/25-2/3 the first time since 1/8-1/15/14.
- Houston defeated Milwaukee on 12/11 despite having just 6 3FGM, marking its fewest in a win since having 5 at Denver on 3/18/17... the Rockets beat Phoenix on 12/2 despite having 9 fewer 3FGM, marking their largest deficit in a win since having 11 fewer vs. N.O. on 3/2/16.
- The Rockets had a season-high 24 3FGM at Orlando on 11/7... Houston hit 20+ 3FGM five times in 2021-22 and has done so an NBA-best 62 times in franchise history.
- The Rockets averaged a league-low 4.0 fewer 3FGM than opponents this season (8th in differential last season at +0.7 per)... Houston averaged 1.8 fewer 3FGM as opponents in wins this season (+5.5 in 2021-22) and 4.9 fewer in losses (-0.9 in 2021-22).
- Houston was 5-11 when having more 3FGM than the opposition this season (17-21 in 2021-22) and 17-49 when failing to do so (3-41 in 2021-22).
- The Rockets had 17 wins when not having more 3FGM than opponents this season after having 5 total the previous two seasons.
- Houston averaged 28.3 3FGA over the final 40 games after averaging 35.4 the first 42 games (31.9 per overall; 38.7 in 2021-22)... Houston recorded 40+ 3FGA 11 times this season (40 times in 2021-22) and had fewer 30 29 times (7 times in 2021-22).
- The Rockets recorded fewer than 30 3FGA in five straight games from 1/25-2/3/23 for the first time since 11/27-12/4/15... Houston had 17 3FGA at Indiana on 3/9, marking its lowest total since having 15 at San Antonio on 12/25/15.
- Houston ranked last in the NBA in 3-point percentage this season (.327) after finishing 21st in 2021-22 (.349)... the Rockets are 6-10 when shooting 37.0% or better from downtown (14-18 in 2021-22), including 4-6 at 40.0% or better (13-12 in 2021-22) and 9-42 when shooting 33.3% or worse (1-36 in 2021-22).
- The Rockets ranked 27th in 3-point defense this season (opp. 37.4%) after finishing 17th in 2021-22 (opp. 35.1%)... Houston was 12-17 when opponents shot 33.3% or worse from 3-point range this season (14-22 in 2021-22) and 5-26 when they shot 40.0% or better (2-24 in 2021-22).
- Opponents averaged 14.5 3FGM this season, up from 12.8 in 2021-... Houston was 5-33 when allowing 15+ 3FGM (5-26 in 2021-22).

REBOUNDING

(Rankings only updated day of Rockets games)

	HOU 22-23	HOU 21-22	Opp. 22-23	Opp. 21-22
RPG (Rank)	46.3 (4)	42.0 (30)	41.5 (4)	45.7 (21)
ORPG	13.4 (1)	9.6 (21)	10.5 (16)	11.2 (26)
Reb. Diff. 10+	11-15	3-2	0-2	3-21
Rockets are 19-34 when outrebounding their opponent (12-17 in 2021-22) and 3-26 when failing to do so (8-45 in 2021-22)				

- Houston led the NBA in rebounding differential this season (+4.7 per) after finishing last in differential in each of the past two seasons (-3.6 per in 2021-22 and -4.9 per in 2020-21).
- The Rockets were 19-34 when outrebounding opponents this season (12-17 in 2021-22) and 3-26 when failing to do so (8-45 in 2021-22)... Houston had the fewest games of outrebounding the opposition (48) over the previous two seasons.
- Houston outrebounded opponents in 8 straight games from 1/16-2/1 (tied for longest streak since a 9-game span from 12/4-12/22/97).
- The Rockets outrebounded opponents by double-digits 26 times this season (11-15 mark) after doing so a total of 13 times the three seasons prior... the Rockets were only outrebounded by double-digits twice this season (0-2 mark) after that occurred 24 times in 2021-22 (3-21 mark).
- The Rockets outrebounded opponents by double-digits in three straight games three times this season after not doing so once since 2/12-2/20/14... Houston outrebounded Atlanta by 31 on 11/25/22, marking its first time outrebounding an opponent by 30+ since vs. San Antonio on 4/13/84.

ASSISTS

(Rankings only updated day of Rockets games)

	HOU 22-23	HOU 21-22	Opp. 22-23	Opp. 21-22
APG	22.4 (30)	23.6 (23)	26.1 (24)	25.6 (24)
25+ AST	7-17	13-24	5-41	9-39
<20 AST	5-16	1-16	4-3	5-6

Rockets are 11-19 when having as many or more assists than opponents (13-18 in 2021-22) and 11-41 when having fewer (7-44 in 2021-22)

- Houston ranked last in assists this season (22.4 per) after finishing 23rd in 2021-22 (23.6 per)... the Rockets were 11-19 when having as many or more assists as opponents this season (13-18 in 2021-22) and 11-41 when having fewer (7-44 in 2021-22).
- Houston was 7-17 when having 25+ assists this season (13-24 in 2021-22) and 5-16 when having fewer than 20 (1-16 in 2021-22).
- The Rockets recorded an assist on 55.1% of their FGM this season (59.8% in 2021-22).
- Opponents averaged 26.1 assists this season, up from 25.6 in 2021-22... Houston was 4-41 when allowing 25+ assists this season (9-39 in 2021-22) and 4-3 when holding opponents below 20 (5-6 in 2021-22)... opponents recorded 30+ assists 22 times this season after doing so 18 times in 2021-22.

STEALS/TURNOVERS				
<i>(Rankings only updated day of Rockets games)</i>				
	HOU 22-23	HOU 21-22	Opp. 22-23	Opp. 21-22
SPG (Rank)	7.32 (13)	7.32 (17)	8.76 (30)	9.46 (30)
10+ STL	6-13	6-8	7-26	8-34
TPG (Rank)	16.2 (29)	16.5 (30)	13.1 (22)	14.1 (10)
≤ 12 TO's	4-6	4-11	7-33	8-17
20+ TO's	7-8	5-13	4-2	2-1
Rockets are 3-6 when having more turnovers than assists (2-8 in 2021-22) and 0-0 when opponents do so (1-0 in 2021-22)				

- The Rockets ranked 13th in steals this season (7.32 per) after finishing 17th in 2021-22 (7.32 per)... Houston recorded 10+ steals 19 times this season (6-13 mark; 6-8 in 2021-22).
- Houston averaged 14.3 turnovers over the final 24 games, down from 17.0 tpg the first 58 games of the season... the Rockets ranked 29th in turnovers this season (16.2 per) after finishing last in 2021-22 (16.5 per).
- The Rockets were 4-6 when having 12 or fewer turnovers this season (4-11 in 2021-22) and 7-8 when having 20+ (5-13 in 21-22)
- Houston recorded more turnovers than assists nine times this season (3-6 mark; 2-8 in 2021-22).
- The Rockets allowed the most steals in the NBA for the second straight season (opp. 8.76 spg in 2022-23; 9.46 per in 2021-22)... the opposition recorded 10+ steals 33 times this season (Rockets 7-26 mark; 8-34 in 2021-22).
- Opponents averaged 12.2 turnovers over the final 56 games, down from 15.2 tpg the first 26 games of the season (13.1 per overall)... Houston was 4-2 when forcing 20+ turnovers (2-1 in 2021-22) and 7-33 when opponents had 12 or fewer (8-17 in 2021-22).

BLOCKS				
<i>(Rankings only updated day of Rockets games)</i>				
	HOU 22-23	HOU 21-22	Opp. 22-23	Opp. 21-22
BPG (Rank)	4.56 (18)	4.66 (15)	6.21 (30)	5.78 (28)
7+ BLK	6-8	6-9	6-26	4-22
10+ BLK	2-1	2-0	2-6	1-6

- Houston ranked 18th in blocks this season (4.56 per) after finishing 15th in 2021-22 (4.66 per)... the Rockets recorded 7+ blocks 14 times this season (15 times in 2021-22), including 19 at Dallas on 11/16, tying for the second-most in franchise history.
- The Rockets led the league in having the most shots blocked this season (opp. 6.21 bpg) after finishing 28th in 2021-22 (opp. 5.78 bpg)... Houston had 7+ shots blocked in eight straight games from 3/24-4/7/23, marking the longest streak in franchise history... the Rockets were 6-26 when having 7+ shots blocked (4-22 in 2021-22).

MISCELLANEOUS SCORING				
	HOU 22-23	HOU 21-22	Opp. 22-23	Opp. 21-22
Bench Pts	32.0 (22)	39.3 (5)	36.4 (24)	39.1 (29)
PIP	54.8 (5)	48.9 (10)	49.0 (10)	53.1 (30)
2nd Chance PTs	16.6 (1)	14.0 (9)	13.0 (8)	14.6 (26)
Fast Break	12.9 (20t)	12.2 (17)	17.5 (30)	15.8 (30)
Pts off TOs	15.5 (25t)	16.1 (15)	20.5 (30)	21.2 (30)

- The Rockets ranked 22nd in bench scoring this season (32.0 per) after finishing fifth in 2021-22 (39.3 per)... Houston's reserves were outscored by an average of 4.5 points this season (+5.2 per in 2021-22)... the Rockets bench outscored the opposition's reserves 32 times this season after doing so 40 times in 2021-22.
- Houston ranked fifth in points in the paint this season (54.8 per) after finishing 10th in 2021-22 (48.9 per)... the Rockets scoring 60+ PIP in 23 of the final 40 games after doing so seven times the first 42 games... Houston had 60+ PIP 30 times (8 times in 2021-22), including 70+ 12 times (once total the previous six seasons).
- The Rockets are averaging 54.8 points in the paint this season... since that stat was tracked by the NBA in 1996-97, Houston only averaged 50+ PIP in a season one other time (50.9 in 2013-14).
- Houston ranked 10th in points in the paint allowed this season (49.0 per) after finishing last in 2021-22 (53.1 per)... the opposition scored 60+ PIP 17 times this season (Rockets 2-15 mark) after doing so 27 times in 2021-22 (Rockets 6-21 mark).
- The Rockets led the NBA in second chance points this season (16.6 per; 9th with 14.0 in 2021-22) and were eighth in second chance points allowed (13.0 per; 26th with 14.6 in 2021-22)... Houston scored 20+ second chance points 23 times this season (15 times in 2021-22), including 30+ twice.
- Houston ranked tied for 20th in fast break scoring this season (12.9 per) after finishing 17th in 2021-22 (12.2 per)... the Rockets scored 20+ fast break points 11 times this season (11 times in 2021-22).
- The Rockets finished last in fast break points allowed in each of the past two seasons (17.5 per in 2021-22; 15.8 in 2021-22)... the opposition scored 20+ fast break points 32 times this season (21 in 2021-22).
- Houston was tied for 25th in points off turnovers this season (15.5 per) after finishing 15th in 2021-22 (16.1 per)... the Rockets only had 20+ points off turnovers 14 times this season (24 in 2021-22).
- The Rockets ranked last in points off turnovers allowed in each of the past two seasons (20.5 per in 2022-23; 21.2 in 2021-22)... the opposition scored 20+ points off turnovers 44 times this season (45 times in 2021-22).

Guard	#14 D.J. Augustin			6-0/183 • 11/10/87 • Texas/USA • 15th season (3rd w/HOU)							
2022-23 Season Stats				10+ Pts	20+ Pts	30+ Pts	40+ Pts	10+ Reb	10+ Ast	DD	
GP	PPG	RPG	APG	2021-22	6	2	-	-	-	-	
GS	SPG	BPG	TPG	2022-23	-	-	-	-	-	-	
MPG	FG%	3PT%	FT%	Career	421	88	4	-	-	40	28
<ul style="list-style-type: none">➤ Signed as a free agent on 3/23/23... last played for the Lakers in 2021-22.➤ Was inactive once (Coach's Decision) for Houston and recorded eight DNP-CD's.➤ Second stint with the Rockets... originally acquired as part of a trade with Milwaukee on 3/18/21 and was waived on 2/10/22.➤ Over the past three seasons, appeared in 54 games with 8 starts as a Rocket while averaging 7.3 ppg (41.5% FGs, 39.7% 3FGs, 89.1% FTs), 2.8 apg and 1.6 rpg in 17.1 mpg.➤ Over the past two seasons, shot 39.6% from 3-point range with an assist-to-turnover ratio of 2.44.➤ Over the past five seasons (2017-18 through 2021-22), was one of six players with at least 100 games played to have averaged at least 9.0 ppg and 3.0 apg in 23.0 or fewer mpg.➤ Grew up in New Orleans but Hurricane Katrina forced him to spend senior year at Hightower H.S. near Houston; class had its graduation ceremony at Toyota Center.➤ Stephen Silas was an assistant coach with Charlotte during Augustin's final two seasons with the Bobcats from 2010-11 through 2011-12.						2022-23 Highs		Career Highs			
						PTS		35 at Tor 1/25/15			
						FGM		12 at Tor 1/25/15			
						FGA		22 at LAL 3/4/11			
						3FGM		7 at Atl 11/21/08			
						3FGA		12 at Cha 1/25/14			
						FTM		13 vs. Chi 12/16/08			
						FTA		13 (3 times)			
						OR		4 at Ind 1/7/12			
						DR		7 (5 times)			
TR		9 (2 times)									
AST		14 vs. Det 4/10/11									
STL		5 at Cle 4/5/11									
BLK		2 vs. GS 2/28/19									
MIN		46:24 vs. Cle 12/21/13									
<ul style="list-style-type: none">➤ Signed as a free agent on 3/23/23... also played for Houston in 2020-21 and 2021-22.➤ Was the 9th overall pick by Charlotte in 2008.➤ Also played for Charlotte, Indiana, Toronto, Chicago, Detroit, OKC, Denver, Orlando, Milwaukee and the Lakers.											

Center	#2 Willie Cauley-Stein				7-0/240 • 8/18/93 • Kentucky/USA • 8th Season (1st w/HOU)						
2022-23 Season Stats					10+ Pts	20+ Pts	30+ Pts	40+ Pts	10+ Reb	10+ Ast	DD
GP	PPG	RPG	APG	2021-22	-	-	-	-	-	-	-
GS	SPG	BPG	TPG	2022-23	-	-	-	-	-	-	-
MPG	FG%	3PT%	FT%	Career	178	23	-	-	64	-	49
<p>➢ 2021-22: In 20 games with two starts for Dallas and Philadelphia last season, averaging 1.7 ppg (45.7% FGs, 1-2 3FGs, 50.0% FTs) and 2.0 rpg in 9.2 mpg.</p> <p>➢ Signed with Houston the morning of the season finale at Washington on 4/9... also signed a 10-day contract on 2/27/23... was playing for the Rockets G League affiliate Rio Grande Valley and returned to the Vipers following the 10-day deal... was briefly with Houston during the preseason prior to joining the G League.</p> <p>➢ Recorded two DNP-CD's with Houston and was inactive (coach's decision) once.</p> <p>➢ G League 2022-23: In 16 G League Showcase games, averaged 6.0 ppg (66.1% FGs, 2-3 3FGs, 54.5% FTs), 6.4 rpg, 2.4 apg, 1.1 spg and 1.0 bpg... in 13 season games, averaged 8.8 ppg (66.7% FGs, 29.4% 3FGs, 50.0% FTs), 5.7 rpg, 2.4 apg, 1.5 bpg and 1.2 spg.</p> <p>➢ Began last season with Dallas prior to being waived on 1/16/22... signed a 10-day contract with Philadelphia on 2/24/22 and appeared in two games.</p> <p>➢ Has 49 career point/rebound double-doubles.</p> <p>➢ Shooting 54.4% from the floor for his career, including 59.0% over the past four seasons.</p> <p>➢ Over a span of three seasons from 2017-18 through 2019-20, was the only player in the league to have averaged at least 11.0 ppg, 7.0 rpg, 2.0 apg and 1.00 spg in fewer than 31.0 mpg.</p>					2022-23 Highs		Career Highs				
					PTS	29 vs. Den 2/23/17					
					FGM	14 vs. Den 2/23/17					
					FGA	22 vs. Den 2/23/17					
					3FGM	1 (6 times)					
					3FGA	2 (2 times)					
					FTM	8 (2 times)					
					FTA	11 (2 times)					
					OR	6 (6 times)					
					DR	15 vs. Dal 3/21/19					
					TR	18 vs. Dal 3/21/19					
					AST	7 (2 times)					
STL	7 vs. Den 1/6/18										
BLK	5 (2 times)										
MIN	42:23 vs. Was 3/10/17										
					➢ Signed as a free agent with Houston on 4/9/23... also signed a 10-day contract on 2/27.						
					➢ Was the eighth overall pick by Sacramento in the 2016 NBA Draft.						
					➢ Has also played for Sacramento, Golden State, Dallas and Philly.						

LAST FIVE GAMES:[illegible]

Guard		#9 Josh Christopher						6-5/218 • 12/8/01 • Arizona State/USA • 2nd Season (2nd w/HOU)							
2022-23 Season Stats								10+ Pts	20+ Pts	30+ Pts	40+ Pts	10+ Reb	10+ Ast	DD	
GP	64	PPG	5.8	RPG	1.1	APG	1.1	2021-22	26	5	1	-	-	-	-
GS	2	SPG	0.52	BPG	0.23	TPG	0.9	2022-23	16	1	-	-	-	-	-
MPG	12.3	FG%	.465	3PT%	.236	FT%	.750	Career	42	6	1	-	-	-	-
[2022-23 Video Highlights]										2022-23 Highs		Career Highs			
<ul style="list-style-type: none">➤ 2021-22: In 74 games with two starts for Houston, averaged 7.9 ppg (44.8% FGs, 29.6% 3FGs, 73.5% FTs), 2.5 rpg and 2.0 apg in 18.0 mpg.➤ Has recorded 15 DNP-CD's this season.➤ Was assigned to G League from 12/9-12/11 and from 12/16-12/20.➤ G League 2022-23: In five G League Showcase games, averaged 25.2 ppg (56.0% FGs, 28.6% 3FGs, 66.7% FTs), 6.6 apg, 4.8 rpg, 1.2 spg and 1.2 bpg in 34.3 mpg.➤ Averaged 5.8 ppg, 1.1 rpg, 1.1 apg and 0.52 spg in 12.3 mpg this season... averaged 7.9 ppg, 2.5 rpg and 2.0 apg in 18.0 mpg as a rookie, including 11.1 ppg, 3.3 rpg, 2.6 apg and 1.1 spg in 22.6 mpg over the final 18 games.➤ Averaged 16.2 mpg over the final 34 games, up from 7.8 his first 30 GP this season.➤ scored 10+ points in 15 of the final 33 games, including 20 at Oklahoma City on 2/4, after doing so once prior this season... scored 20+ points 5 times as a rookie.➤ Had 21 3FGM on 23.6% shooting this season... had 56 on 29.6% shooting as a rookie... hit 2+ 3FGM four times this season (16 times as a rookie).➤ Had an assist-to-turnover ratio of 1.22 this season (1.23 as a rookie).➤ Averaged 1.5 steals per 36 minutes played this season and recorded multiple steals six times... ranked third among rookies with 21 games recording 2+ steals in 2021-22.➤ In 2021-22, was one of six players to have averaged at least 7.0 ppg, 2.0 rpg and 2.0 apg in 18.0 or fewer mpg.								PTS	20 at OKC 2/4/23		30 vs. Min 4/3/22				
								FGM	7 (2 times)		11 vs. Min 4/3/22				
								FGA	12 at SA 3/4/23		17 vs. Dal 3/11/22				
								3FGM	2 (4 times)		4 vs. BKN 12/8/21				
								3FGA	6 at LAC 1/15/23		7 vs. Phi 1/10/22				
								FTM	4 (2 times)		7 (2 times)				
								FTA	6 at OKC 2/4/23		10 at Cle 12/15/21				
								OR	2 (2 times)		4 at Pho 2/16/22				
								DR	4 (3 times)		6 at BKN 4/5/22				
								TR	5 at Pho 10/30/22		8 at BKN 4/5/22				
AST	5 at OKC 2/4/23		7 (2 times)												
STL	3 (3 times)		5 vs. Sac 3/30/22												
BLK	2 (4 times)		2 (7 times)												
MIN	30:15 at Was 4/9/23		32:55 vs. NY 12/16/21												
								<ul style="list-style-type: none">➤ Selected by Houston with the 24th overall pick in the 2021 NBA Draft.➤ Brother, Patrick, played in the G League and briefly for the Utah Jazz during the 2014-15 season.➤ Has his own clothing products sold online at thegupstore.com and collaborated with the Rockets on a merchandise capsule which was sold at the team store in October of 2022.							

2022-23 Season Stats								10+ Pts	20+ Pts	30+ Pts	40+ Pts	10+ Reb	10+ Ast	DD
GP	64	PPG	5.8	RPG	1.1	APG	1.1	2021-22	26	5	1	-	-	-
GS	2	SPG	0.52	BPG	0.23	TPG	0.9	2022-23	16	1	-	-	-	-
MPG	12.3	FG%	.465	3PT%	.236	FT%	.750	Career	42	6	1	-	-	-

[2022-23 Video Highlights]		2022-23 Highs	Career Highs
➤ 2021-22: In 74 games with two starts for Houston, averaged 7.9 ppg (44.8% FGs, 29.6% 3FGs, 73.5% FTs), 2.5 rpg and 2.0 apg in 18.0 mpg.	PTS	20 at OKC 2/4/23	30 vs. Min 4/3/22
➤ Has recorded 15 DNP-CD's this season.	FGM	7 (2 times)	11 vs. Min 4/3/22
➤ Was assigned to G League from 12/9-12/11 and from 12/16-12/20.	FGA	12 at SA 3/4/23	17 vs. Dal 3/11/22
➤ G League 2022-23: In five G League Showcase games, averaged 25.2 ppg (56.0% FGs, 28.6% 3FGs, 66.7% FTs), 6.6 apg ,4.8 rpg, 1.2 spg and 1.2 bpg in 34.3 mpg.	3FGM	2 (4 times)	4 vs. BKN 12/8/21
➤ Averaged 5.8 ppg, 1.1 rpg, 1.1 apg and 0.52 spg in 12.3 mpg this season... averaged 7.9 ppg, 2.5 rpg and 2.0 apg in 18.0 mpg as a rookie, including 11.1 ppg, 3.3 rpg, 2.6 apg and 1.1 spg in 22.6 mpg over the final 18 games.	3FGA	6 at LAC 1/15/23	7 vs. Phi 1/10/22
➤ Averaged 16.2 mpg over the final 34 games, up from 7.8 his first 30 GP this season.	FTM	4 (2 times)	7 (2 times)
➤ scored 10+ points in 15 of the final 33 games, including 20 at Oklahoma City on 2/4, after doing so once prior this season... scored 20+ points 5 times as a rookie.	FTA	6 at OKC 2/4/23	10 at Cle 12/15/21
➤ Had 21 3FGM on 23.6% shooting this season... had 56 on 29.6% shooting as a rookie... hit 2+ 3FGM four times this season (16 times as a rookie).	OR	2 (2 times)	4 at Pho 2/16/22
➤ Had an assist-to-turnover ratio of 1.22 this season (1.23 as a rookie).	DR	4 (3 times)	6 at BKN 4/5/22
➤ Averaged 1.5 steals per 36 minutes played this season and recorded multiple steals	TR	5 at Pho 10/30/22	8 at BKN 4/5/22
	AST	5 at OKC 2/4/23	7 (2 times)
	STL	3 (3 times)	5 vs. Sac 3/30/22
	BLK	2 (4 times)	2 (7 times)
	MIN	30:15 at Was 4/9/23	32:55 vs. NY 12/16/2

<p>six times... ranked third among rookies with 21 games recording 2+ steals in 2021-22.</p> <p>➤ In 2021-22, was one of six players to have averaged at least 7.0 ppg, 2.0 rpg and 2.0 apg in 18.0 or fewer mpg.</p>	<p>➤ Selected by Houston with the 24th overall pick in the 2020 NBA Draft.</p> <p>➤ Brother, Patrick, played in the G League and briefly for the Utah Jazz during the 2014-15 season.</p> <p>➤ Has his own clothing products sold online at thegupstore.com and collaborated with the Rockets on a merchandise capsule which was sold at the team store in October of 2022.</p>
---	--

Forward		#5 Darius Days						6-8/240 • 10/20/99 • Louisiana State/USA • 1st season (1st w/HOU)						
2022-23 Season Stats								10+ Pts	20+ Pts	30+ Pts	40+ Pts	10+ Reb	10+ Ast	DD
GP	4	PPG	3.8	RPG	1.5	APG	0.3	2021-22	-	-	-	-	-	-
GS	0	SPG	0.00	BPG	0.25	TPG	0.0	2022-23	-	-	-	-	-	-
MPG	6.2	FG%	.417	3PT%	.300	FT%	100	Career	-	-	-	-	-	-
<div>➤ Was transferred to the G League four times (10/18-12/11, 12/16-12/20, 12/27-2/5, 2/28-4/8).</div> <div>➤ Was inactive (Coach's Decision) three times and recorded six DNP-CD's.</div> <div>➤ Made his NBA debut vs. Sacramento on 2/6 and hit his first shot attempt.</div> <div>➤ Averaged 21.6 ppg and 8.6 rpg per 36 minutes played.</div> <div>➤ G League 2022-23: In 18 G League Showcase games, averaged 17.7 ppg (48.8% FGs, 32.8% 3FGs, 74.1% FTs), 8.1 rpg and 1.1 apg in 30.2 mpg... in 29 season games, averaging 24.4 ppg (48.6% FGs, 37.1% 3FGs, 85.7% FTs), 9.7 rpg and 1.4 apg and 1.1 spg in 35.6 mpg... helped the Vipers reach the G League Finals.</div> <div>➤ Summer 2022: In three games for San Antonio at the NBA Summer League in Las Vegas, averaged 13.7 ppg (55.6% FG, 37.5% 3FGs, 5-5 FTs) and 10.0 rpg in 21.9 mpg.</div> <div>➤ Was eligible for the 2022 NBA Draft following his senior season at LSU but signed as a free agent with Miami on 7/15/22 before being waived on 10/11/22.</div> <div>➤ Started 91 of his 92 games played over his final three collegiate seasons and averaged 12.2 ppg, 7.5 rpg and 1.1 spg over that span.</div> <div>➤ Was one of two Division I players in 2021-22 to have averaged at least 13.0 ppg, 7.0 rpg, 1.50 spg and 2.0 3FGM.</div> <div>➤ Over his final 14 games at LSU, averaged 14.6 ppg, 8.6 rpg, 1.6 spg and 2.1 3FGM on 37.7% shooting.</div> <div>➤ Had 25 point/rebound double-doubles for his collegiate career.</div> <div>➤ Was teammates with Rockets forward Tari Eason at LSU in 2021-22.</div>									2022-23 Highs		Career Highs			
								PTS	7 at OKC 2/15/23		7 at OKC 2/15/23			
								FGM	2 (2 times)		2 (2 times)			
								FGA	7 at OKC 2/15/23		7 at OKC 2/15/23			
								3FGM	2 at Phi 2/13/23		2 at Phi 2/13/23			
								3FGA	6 at OKC 2/15/23		6 at OKC 2/15/23			
								FTM	2 at OKC 2/15/23		2 at OKC 2/15/23			
								FTA	2 at OKC 2/15/23		2 at OKC 2/15/23			
								OR	1 vs. Sac 2/6/23		1 vs. Sac 2/6/23			
								DR	3 at OKC 2/15/23		3 at OKC 2/15/23			
								TR	3 at OKC 2/15/23		3 at OKC 2/15/23			
								AST	1 vs. Sac 2/6/23		1 vs. Sac 2/6/23			
STL														
BLK	1 at OKC 2/15/23		1 at OKC 2/15/23											
MIN	17:20 at OKC 2/15/23		17:20 at OKC 2/15/23											
								➤ Claimed off waivers from Miami on 10/11/22 and was converted to a two-way contract on 10/17/22.						
								➤ Was not selected in the 2022 NBA Draft... signed as a free agent with Miami on 7/15/22.						

2022-23 Season Stats								10+ Pts	20+ Pts	30+ Pts	40+ Pts	10+ Reb	10+ Ast	DD
GP	4	PPG	3.8	RPG	1.5	APG	0.3	2021-22	-	-	-	-	-	-
GS	0	SPG	0.00	BPG	0.25	TPG	0.0	2022-23	-	-	-	-	-	-
MPG	6.2	FG%	.417	3PT%	.300	FT%	100	Career	-	-	-	-	-	-

<ul style="list-style-type: none"> ➤ Was transferred to the G League four times (10/18-12/11, 12/16-12/20, 12/27-2/5, 2/28-4/8). ➤ Was inactive (Coach's Decision) three times and recorded six DNP-CD's. ➤ Made his NBA debut vs. Sacramento on 2/6 and hit his first shot attempt. ➤ Averaged 21.6 ppg and 8.6 rpg per 36 minutes played. ➤ G League 2022-23: In 18 G League Showcase games, averaged 17.7 ppg (48.8% FGs, 32.8% 3FGs, 74.1% FTs), 8.1 rpg and 1.1 apg in 30.2 mpg... in 29 season games, averaging 24.4 ppg (48.6% FGs, 37.1% 3FGs, 85.7% FTs), 9.7 rpg and 1.4 apg and 1.1 spg in 35.6 mpg... helped the Vipers reach the G League Finals. ➤ Summer 2022: In three games for San Antonio at the NBA Summer League in Las Vegas, averaged 13.7 ppg (55.6% FG, 37.5% 3FGs, 5-5 FTs) and 10.0 rpg in 21.9 mpg. ➤ Was eligible for the 2022 NBA Draft following his senior season at LSU but signed as a free agent with Miami on 7/15/22 before being waived on 10/11/22. ➤ Started 91 of his 92 games played over his final three collegiate seasons and averaged 12.2 ppg, 7.5 rpg and 1.1 spg over that span. ➤ Was one of two Division I players in 2021-22 to have averaged at least 13.0 ppg, 7.0 		2022-23 Highs	Career Highs
	PTS	7 at OKC 2/15/23	7 at OKC 2/15/23
	FGM	2 (2 times)	2 (2 times)
	FGA	7 at OKC 2/15/23	7 at OKC 2/15/23
	3FGM	2 at Phi 2/13/23	2 at Phi 2/13/23
	3FGA	6 at OKC 2/15/23	6 at OKC 2/15/23
	FTM	2 at OKC 2/15/23	2 at OKC 2/15/23
	FTA	2 at OKC 2/15/23	2 at OKC 2/15/23
	OR	1 vs. Sac 2/6/23	1 vs. Sac 2/6/23
	DR	3 at OKC 2/15/23	3 at OKC 2/15/23
	TR	3 at OKC 2/15/23	3 at OKC 2/15/23
	AST	1 vs. Sac 2/6/23	1 vs. Sac 2/6/23
	STL		
	BLK	1 at OKC 2/15/23	1 at OKC 2/15/23
	MIN	17:20 at OKC 2/15/23	17:20 at OKC 2/15/23

<p>ppg, 1.50 spg and 2.0 3FGM.</p> <ul style="list-style-type: none"> ➤ Over his final 14 games at LSU, averaged 14.6 ppg, 8.6 rpg, 1.6 spg and 2.1 3FGM on 37.7% shooting. ➤ Had 25 point/rebound double-doubles for his collegiate career. ➤ Was teammates with Rockets forward Tari Eason at LSU in 2021-22. 	<ul style="list-style-type: none"> ➤ Claimed off waivers from Miami on 10/11/22 and was converted to a two-way contract on 10/17/22. ➤ Was not selected in the 2022 NBA Draft... signed as a free agent with Miami on 7/15/22.
--	--

Forward		#17 Tari Eason						6-8/17 • 5/10/01 • Louisiana State/USA • 1st season (1st w/HOU)						
2022-23 Season Stats								10+ Pts	20+ Pts	30+ Pts	40+ Pts	10+ Reb	10+ Ast	DD
GP	82	PPG	9.3	RPG	6.0	APG	1.1	2021-22	-	-	-	-	-	-
GS	5	SPG	1.17	BPG	0.57	TPG	1.2	2022-23	32	4	-	-	10	-
MPG	21.5	FG%	.448	3PT%	.343	FT%	.752	Career	32	4	-	-	10	-
[2022-23 Video Highlights]										2022-23 Highs		Career Highs		
<ul style="list-style-type: none">Was the first Rockets rookie to have played an entire 82-game season since Luis Scola in 2007-08.Per 36 minutes played, averaged 15.5 ppg, 10.1 rpg, 2.0 spg and 1.0 bpg.Became the fourth player to have averaged at least 9.0 ppg, 6.0 rpg and 1.00 spg in fewer than 22.0 mpg in a single season and just the second going back to 1981-82 (Nikola Jokic in 2015-16).Was the third player to have at least 190 offensive rebounds and 90 steals while playing fewer than 1,800 minutes in a season (DeJuan Blair in 2010-11; George Lynch in 1993-94).Dating back to 1997-98, is was sixth player to have at least 195 offensive rebounds and 96 steals through the first 82 games played of a career.In 24 games post All-Star break, averaged 10.8 ppg (45.7% FGs), 7.3 rpg and 1.4 apg in 26.8 mpg, up from 8.7 (44.4% FGs) ppg, 5.5 rpg and 0.9 apg in 19.4 mpg the first 58 games.Grabbed 10+ rebounds 10 times with seven double-doubles... became the first Rockets rookie since Patrick Patterson in March of 2011 to have 3 straight double-doubles.Recorded 7+ boards in 20 or fewer minutes of play 11 times; dating back to 2000-01, was the fourth rookie with at least 11 games doing so.Ranked second among rookies with 1.17 steals and was 13th in the NBA in steal-to-turnover ratio (0.95)... recorded multiple steals 24 times.Recorded at least one steal in 12 straight games twice this season, marking the longest streaks by a Rockets rookie going back to 1983-84.Had 2+ steals in four straight games from 11/7-11/14, tying for the second-longest streak by a Rockets rookie back to 1983-84 (Steve Francis; 6 games from 2/27-3/9/00)Had 20 points and 13 rebounds (12 offensive) in 19 minutes of play vs. OKC on 2/1... dating back to 1982-83, was the 2nd player with at least 20 points and 13 boards in fewer than 20 minutes; dating back to 1995-97 was 2nd rookie with 12+ off. rebounds.								PTS	21 (2 times)	21 (2 times)				
								FGM	9 (2 times)	9 (2 times)				
								FGA	21 vs. OKC 2/1/23	21 vs. OKC 2/1/23				
								3FGM	4 vs. Chi 3/11/23	4 vs. Chi 3/11/23				
								3FGA	6 at Bos 12/27/22	6 at Bos 12/27/22				
								FTM	7 at OKC 2/4/23	7 at OKC 2/4/23				
								FTA	10 at OKC 2/15/23	10 at OKC 2/15/23				
								OR	12 vs. OKC 2/1/23	12 vs. OKC 2/1/23				
								DR	8 (3 times)	8 (3 times)				
								TR	13 (2 times)	13 (2 times)				
AST	5 at Tor 11/9/22	5 at Tor 11/9/22												
STL	5 at Tor 11/9/22	5 at Tor 11/9/22												
BLK	3 (3 times)	3 (3 times)												
MIN	32:57 vs. Den 4/4/23	32:57 vs. Den 4/4/23												
								<ul style="list-style-type: none">Selected with the 17th overall pick by Houston in the 2022 NBA Draft.Played for three-time All-Star Brandon Roy at Garfield High School in Seattle.						

F/C		#33 Frank Kaminsky III						7-0/242 • 4/4/93 • Wisconsin/USA • 8th season (1st w/HOU)							
2022-23 Season Stats								10+ Pts	20+ Pts	30+ Pts	40+ Pts	10+ Reb	10+ Ast	DD	
GP	36	PPG	2.5	RPG	1.4	APG	0.9	2021-22	4	1	1	-	-	-	-
GS	0	SPG	0.17	BPG	0.11	TPG	0.3	2022-23	3	-	-	-	-	-	-
MPG	6.5	FG%	.492	3PT%	.394	FT%	.875	Career	174	31	1	-	10	-	10
<p>➤ 2021-22: In nine games for Phoenix, averaged 10.6 ppg (54.5% FGs, 33.3% 3FGs, 90.0% FTs), 4.6 rpg and 1.4 apg in 20.1 mpg.</p> <p>➤ In 26 games for Atlanta this season, averaged 2.7 ppg (56.8% FGs, 47.8% 3FGs, 83.3% FTs) and 1.4 rpg in 6.8 mpg.</p> <p>➤ Recorded 16 DNP-CD's for Houston and missed one game (3/24) with a migraine.</p> <p>➤ In 10 games as a Rocket, averaged 1.8 ppg (6-19 FGs, 2-10 3FGs, 4-4 FTs), 1.6 rpg and 1.1 apg in 5.9 mpg.</p> <p>➤ Scored 10+ points three times for Atlanta this season... hit 2+ 3FGM four times.</p> <p>➤ Played 14+ minutes three times for the Hawks this season while averaging 12.7 ppg (61.9% FGs, 57.1% 3FGs), 4.0 rpg, 3.0 apg and 1.00 spg in 18.7 mpg.</p> <p>➤ Last season, had a stress reaction in his right knee in November and missed the final five months, as well as the Suns run to the NBA Finals.</p> <p>➤ Over the previous three seasons, was one of four players with at least 40 games played to have averaged at least 8.0 ppg and 4.0 rpg in fewer than 18.0 mpg.</p> <p>➤ Over his first five seasons from 2015-16 through 2019-20, averaged 9.8 ppg, 4.0 rpg, 1.6 apg and 1.2 3FGM in 21.9 mpg.</p> <p>➤ Was the national collegiate player of the year following his senior season at Wisconsin in 2014-15.</p>									2022-23 Highs		Career Highs				
								PTS	13 (2 times)		31 vs. Por 11/10/21				
								FGM	5 vs. Mil 1/11/23		12 vs. Por 11/10/21				
								FGA	9 at Mem 12/12/22		20 vs. Bos 12/23/15				
								3FGM	3 (2 times)		6 at Was 2/23/18				
								3FGA	7 at Mem 12/12/22		9 (3 times)				
								FTM	4 at Tor 10/31/22		11 at Den 10/25/19				
								FTA	4 (2 times)		12 vs. NO 1/24/18				
								OR	2 (2 times)		4 (6 times)				
								DR	7 at Cha 12/16/22		12 vs. GS 1/28/21				
TR	7 at Cha 12/16/22		13 (3 times)												
AST	5 (2 times)		8 (2 times)												
STL	1 (6 times)		4 vs. NO 11/2/21												
BLK	1 (4 times)		3 (4 times)												
MIN	22:13 at Cha 12/16/22		39:55 at NY 11/25/16												
								➤ Acquired via trade with Atlanta on 2/9.							
								➤ Was the ninth overall pick by Charlotte in the 2015 NBA Draft... has also played for Phoenix and Atlanta.							

Guard		#3 Kevin Porter Jr.						6-6/205 • 5/4/00 • USC/LA • 4th season (3rd w/HOU)							
2022-23 Season Stats							10+ Pts	20+ Pts	30+ Pts	40+ Pts	10+ Reb	10+ Ast	DD		
GP	59	PPG	19.2	RPG	5.3	APG	5.7	2021-22	46	16	4	-	2	9	10
GS	59	SPG	1.39	BPG	0.29	TPG	3.2	2022-23	56	29	5	-	4	6	9
MPG	34.3	FG%	.442	3PT%	.366	FT%	.784	Career	144	56	11	1	6	19	23
[2022-23 Video Highlights]									2022-23 Highs			Career Highs			
<ul style="list-style-type: none">➤ 2021-22: In 61 games (all starts) for Houston, averaged 15.6 ppg (41.5% FGs, 37.5% 3FGs, 64.2% FTs), 6.2 apg, 4.4 rpg and 1.13 spg in 31.3 mpg.➤ Missed one game (11/18) with low back soreness, 20 games (1/13-2/28) with a left foot contusion and one game (3/9) with a left thigh contusion.➤ Was one of 11 players averaging at least 18.0 ppg, 5.0 rpg, 5.0 apg and 1.00 spg this season and is the second-youngest doing so.➤ Scored 20+ points 29 times this season, including 10 of his final 13 games played, after doing so a total of 27 times his first three seasons.➤ Hit 2+ 3FGM 35 times, including 3+ 23 times and 4+ 15 times this season... had 2+ 3FGM 44 times last season, including 3+ 26 times and 4+ 16 times.➤ Over his final 30 games played, averaged 3.0 3FGM on 40.9% shooting after averaging 1.8 on 30.9% shooting his first 29 GP this season.➤ Shot 81.7% from the line over his final 40 games played and averaged 4.5 on 78.4% shooting overall this season (3.2 per on 64.2% shooting in 2021-22).➤ Grabbed at least 5 rebounds in 38 of his 59 games played this season after doing so in 27 of his 62 GP in 2021-22.➤ Had an assist-to-turnover ratio of 2.60 over his final 18 games played, up from 1.57 his first 41 games played this season... Rockets were 7-4 when he had 8+ assists this season.➤ Had nine double-doubles this season (five just point/assist; three just point/rebound) with one triple-double at Memphis on 3/22 (second of his career).➤ Averaged 1.39 steals this season and recorded 2+ 25 times.							PTS	36 at Chi 12/26/22			50 vs. Mil 4/29/21				
							FGM	14 at Chi 12/26/22			16 vs. Mil 4/29/21				
							FGA	22 (4 times)			26 vs. Mil 4/29/21				
							3FGM	7 vs. Det 3/31/23			9 vs. Mil 4/29/21				
							3FGA	13 (2 times)			15 vs. Mil 4/29/21				
							FTM	11 at Pho 10/30/22			11 at Pho 10/30/22				
							FTA	15 vs. LAC 11/14/22			15 vs. LAC 11/14/22				
							OR	5 vs. Mia 12/15/22			5 vs. Mia 12/15/22				
							DR	10 (3 times)			10 (3 times)				
							TR	11 at Dal 11/16/22			12 vs. Sac 3/30/22				
AST	13 (2 times)			14 at Pho 4/12/21											
STL	4 (2 times)			4 (5 times)											
BLK	3 at Dal 11/16/22			3 at Dal 11/16/22											
MIN	43:57 vs. Phi 12/5/22			43:57 vs. Phi 12/5/22											
							<ul style="list-style-type: none">➤ Acquired via trade from Cleveland on 1/22/21... signed a multi-year extension with Houston on 10/17/22.➤ Selected with the 30th overall pick by Milwaukee in the 2019 NBA Draft before his rights were acquired by Detroit and eventually Cleveland.➤ Also played for Cleveland.								

Center								#18 Alperen Sengun								6-11/255 • 7/25/02 • Besiktas (Türkiye)/Türkiye • 2nd season (2nd w/HOU)							
2022-23 Season Stats																10+ Pts	20+ Pts	30+ Pts	40+ Pts	10+ Reb	10+ Ast	DD	
GP	75	PPG	14.8	RPG	9.0	APG	3.9	2021-22	35	2	-	-	8	-	8								
GS	72	SPG	0.93	BPG	0.93	TPG	2.6	2022-23	64	15	1	-	29	3	29								
MPG	28.9	FG%	.553	3PT%	.333	FT%	.715	Career	99	17	1	-	37	3	37								
[2022-23 Video Highlights]																2022-23 Highs				Career Highs			
<ul style="list-style-type: none">➤ 2021-22: In 72 games with 13 starts for Houston, averaged 9.6 ppg (47.4% FGs, 24.8% 3FGs, 71.1% FTs), 5.5 rpg and 2.6 apg in 20.7 mpg.➤ Missed four games (10/24-10/26; 1/28; 3/20) due to illness, one game (11/25) with a right groin strain, one game (12/31) with low back pain and one game (3/13) with a left groin strain.➤ Started his final 72 games played... started 13 games as a rookie.➤ Averaging 28.9 mpg this season, up from 20.7 as a rookie.➤ Was the third player to have averaged at least 14.0 ppg, 9.0 rpg and 3.0 apg while playing fewer than 29.0 mpg in a single season (Nikola Jokić in 2016-17; Jusuf Nurkić in 2018-19).➤ Was the fourth different player to have recorded at least 1,100 points, 650 rebounds and 250 assists while player fewer than 2,200 minutes in a single season, joining Giannis Antetokounmpo (3x), Nikola Jokić and Domantas Sabonis (2x).➤ Scored 20+ points 15 times this season after doing so twice as a rookie.➤ Had 29 double-doubles this season (26 just point/rebound, one just point/assist), including two triple-doubles, after recording 8 double-doubles as a rookie in 2021-22.➤ Finished the season by recording six straight double-doubles after not having more than three in a row prior in his career.➤ Averaged 3.2 orpg this season and has grabbed 4+ 28 times, including 5+ 18 times.➤ Shot 63.9% from the line over his final 40 games played after shooting 79.4% his first 35 GP this season (71.5% overall; 71.1% as a rookie).➤ Averaged 5.0 assists over his past 39 games played up from 2.6 apg his first 36 GP.➤ Averaged 0.93 blocks and 0.93 steals this season... recorded multiple blocks 17 times and had 2+ steals 18 times.➤ Became the youngest Rocket (20 years, 170 days) to have recorded a triple-double at Sacramento on 1/11... also became the youngest center in NBA history to record one.								PTS	33 at LAL 1/16/23				33 at LAL 1/16/23										
								FGM	14 at LAL 1/16/23				14 at LAL 1/16/23										
								FGA	17 (5 times)				20 vs. LAL 3/9/22										
								3FGM	2 at LAL 1/16/23				3 at Pho 2/16/22										
								3FGA	3 at Mil 10/22/22				5 vs. NO 2/6/22										
								FTM	10 vs. LAC 11/2/22				10 vs. LAC 11/2/22										
								FTA	12 vs. Tor 2/3/23				12 (2 times)										
								OR	8 (3 times)				8 (2 times)										
								DR	16 at Cha 4/7/23				16 at Cha 4/7/23										
								TR	21 at Cha 4/7/23				21 at Cha 4/7/23										
AST	11 vs. Sac 2/8/23				11 vs. Sac 2/8/23																		
STL	4 at Sac 1/13/23				4 at Sac 1/13/23																		
BLK	5 at Dal 11/16/22				5 at Dal 11/16/22																		
MIN	39:14 vs. Cha 1/18/23				39:54 vs. LAL 3/9/22																		
								<ul style="list-style-type: none">➤ Selected with the 16th overall pick by Oklahoma City in the 2021 NBA Draft before his rights were acquired by Houston in exchange for two future first round picks.➤ Increased his scoring average from 5.0 ppg in his first Turkish Super League season in 2019-20 to 18.6 in 2020-21; was the Turkish Super League MVP in 2020-21.															

Forward		#1 Jabari Smith Jr.						6-11/213 • 5/13/03 • Auburn/USA • 1st season (1st w/HOU)							
2022-23 Season Stats								10+ Pts	20+ Pts	30+ Pts	40+ Pts	10+ Reb	10+ Ast	DD	
GP	79	PPG	12.8	RPG	7.2	APG	1.3	2021-22	-	-	-	-	-	-	
GS	79	SPG	0.54	BPG	0.94	TPG	1.3	2022-23	55	13	-	-	19	-	16
MPG	31.0	FG%	.408	3PT%	.307	FT%	.786	Career	55	13	-	-	19	-	16
[2022-23 Video Highlights]											2022-23 Highs		Career Highs		
<ul style="list-style-type: none">➤ Missed one game (11/5) due to illness and two games (1/21-1/23) with a right ankle sprain.➤ First player in NBA history to have his totals of at least 1,110 points, 569 rebounds, 74 blocks and 120 3FGM through the first 79 games played of a career.➤ Scored in double-figures in 19 of the final 20 games, while averaging 15.8 ppg on 47.2% shooting, up from 11.8 ppg on 38.3% shooting his first 59 games played.➤ Over his past 62 GP, shot 50.8% inside-the-arc (214-421); after shooting 35.7% first 17 GP... shot 43.5% inside-the-arc as a freshman at Auburn last season.➤ Shot 36.5% from 3-point range over the final 20 games after shooting 29.1% his first 59 GP.➤ Hit multiple 3FGM 38 times, including 3+ 19 times... had 3+ in six straight games from 11/20-12/2, tying for the third-longest streak by rookie in NBA history.➤ Shot 78.6% from the foul line... shot 79.9% as a freshman at Auburn.➤ Had eight double-doubles over the final 17 games after having eight his first 62 games played... grabbed 10+ rebounds 19 times.➤ Had 80 assists over his final 49 games played after having 21 his first 30 GP.➤ Over a 7-game span from 3/24-4/4, had one turnover in 237 minutes of play; first rookie over the past 26 seasons to have one or fewer turnovers while playing at least 230 minutes over a 7-game span.➤ Averaged 0.94 blocks and has recorded 2+ blocks 19 times.➤ Hit the game winning 3-pointer with 0.4 seconds left vs. New Orleans on 3/17.➤ Was an early entry candidate for the 2022 NBA Draft following his freshman season at Auburn... averaged 16.9 ppg, 7.4 rpg, 2.0 apg, 1.1 spg, 1.0 bpg and 2.3 3FGM.								PTS	30 at Ind 3/9/23		30 at Ind 3/9/23				
								FGM	11 at Sac 1/13/23		11 at Sac 1/13/23				
								FGA	20 at Sac 1/13/23		20 at Sac 1/13/23				
								3FGM	5 (2 times)		5 (2 times)				
								3FGA	11 (2 times)		11 (2 times)				
								FTM	7 (3 times)		7 (3 times)				
								FTA	9 (2 times)		9 (2 times)				
								OR	6 (2 times)		6 (2 times)				
								DR	12 at NO 1/4/23		12 at NO 1/4/23				
								TR	15 at NO 11/12/22		15 at NO 11/12/22				
								AST	6 at NY 3/27/23		6 at NY 3/27/23				
								STL	3 (3 times)		3 (2 times)				
								BLK	3 (5 times)		3 (5 times)				
								MIN	46:56 at Ind 3/9/23		46:56 at Ind 3/9/23				
								<ul style="list-style-type: none">➤ Selected with the third overall pick by Houston in the 2022 NBA Draft.➤ His father, Jabari, was the 45th overall pick by Sacramento in the 2000 NBA Draft and played four seasons in the NBA in addition to playing overseas.➤ Cousin of Kwame Brown, who as the first overall pick in 2001 and played 12 seasons in the NBA.							

Forward		#8 Jae'Sean Tate						6-5/226 • 10/28/95 • Ohio State/USA • 3rd season (3rd w/HOU)							
2022-23 Season Stats								10+ Pts	20+ Pts	30+ Pts	40+ Pts	10+ Reb	10+ Ast	DD	
GP	31	PPG	9.1	RPG	3.8	APG	2.7	2021-22	54	6	1	-	7	-	7
GS	7	SPG	0.68	BPG	0.23	TPG	1.5	2022-23	15	-	-	-	-	-	-
MPG	20.6	FG%	.480	3PT%	.283	FT%	.725	Career	107	12	1	-	9	2	10
[2022-23 Video Highlights]											2022-23 Highs		Career Highs		
<ul style="list-style-type: none">➤ 2021-22: In 78 games with 77 starts for Houston, averaged 11.8 ppg (49.8% FGs, 31.2% 3FGs, 70.7% FTs), 5.4 rpg and 2.8 apg in 26.4 mpg.➤ Missed 40 games with right ankle soreness/injury management (10/19-10/24; 10/31-1/4; 1/26; 2/4; 2/28; 3/5; 3/20), one game (1/15) due to a league suspension and 10 games (3/22-4/9) with left knee soreness... missed 6 games his first two seasons.➤ Started seven of his 31 games played this season... started 77 of his 78 games played in 2021-22 after starting 58 of his final 61 GP as a rookie in 2020-21.➤ Is the sixth player to have reached his totals of points, rebounds, assists, steals, blocks and 3FGM through the first 178 games of a career (Vince Carter, LeBron James, Lamar Odom, Paul Pierce, Antoine Walker).➤ Over his final 12 games played, averaged 11.7 ppg on 52.5% shooting after averaging 7.5 ppg on 44.5% shooting his first 19 games played this season... averaged 11.6 ppg on 50.1% shooting over his first two seasons.➤ Averaged 3.8 rpg this season (5.4 per first two seasons).➤ Hit a season-high 2 3FGM at Minnesota on 1/21... had 2+ 3FGM 19 times last season➤ Shot 81.3% from the foul line over his final 11 games played after shooting 64.9% his first 20 games played this season (72.5% overall; 70.7% in 2021-22).➤ Recorded 2 steals six times this season... had 2+ steals 18 times in 2021-22.								PTS	17 at Por 2/26/23	32 at OKC 12/1/21					
								FGM	7 (2 times)	11 at OKC 12/1/21					
								FGA	14 vs. Sac 2/8/23	19 (2 times)					
								3FGM	2 at Min 1/21/23	4 vs. Atl 3/16/21					
								3FGA	4 vs. Min 1/8/23	9 (2 times)					
								FTM	5 (2 times)	9 at OKC 12/1/21					
								FTA	6 vs. Min 1/23/23	10 at OKC 12/1/21					
								OR	4 (2 times)	6 vs. BKN 3/3/21					
								DR	6 (3 times)	12 vs. OKC 10/22/21					
								TR	8 (2 times)	14 vs. OKC 10/22/21					
								AST	6 (2 times)	10 (2 times)					
								STL	3 at GS 2/24/23	4 (6 times)					
								BLK	1 (7 times)	5 at OKC 12/1/21					
								MIN	30:00 at Pho 10/30/22	40:18 vs. Tor 3/22/21					
								<ul style="list-style-type: none">➤ Signed as a free agent with Houston on 11/25/20.➤ Was not selected in the 2018 NBA Draft... spent 2018-19 playing in Belgium and 2019-20 with the Sydney Kings of the Australian National Basketball League.➤ Father, Jermaine, played at Ohio State and Cincinnati and professionally overseas.							

Guard		#0 TyTy Washington Jr.						6-3/193 • 11/15/01 • Kentucky/USA • 1st season (1st w/HOU)						
2021-22 Season Stats								10+ Pts	20+ Pts	30+ Pts	40+ Pts	10+ Reb	10+ Ast	DD
GP	31	PPG	4.7	RPG	1.5	APG	1.5	2021-22	-	-	-	-	-	-
GS	2	SPG	0.48	BPG	0.06	TPG	0.5	2022-23	6	1	-	-	-	-
MPG	14.0	FG%	.363	3PT%	.238	FT%	.556	Career	6	1	-	-	-	-

[\[2022-23 Video Highlights\]](#)

- Missed the first 10 games (10/19-11/5) with a left knee sprain.
- Has recorded 14 DNP-CD's.
- Assigned to the G League from 11/10-11/13, 11/15-12/5, 1/7-1/14, 3/8-3/10. 3/16-3/20 and from 3/21-4/8.
- In two games as a starter, averaged 12.5 ppg, 3.5 apg, 3.0 rpg and 1.5 spg in 32.8 mpg.
- Averaged 12.1 ppg, 3.9 apg, 3.7 rpg and 1.2 spg per 36 minutes played.
- Over his final 16 games played, averaged 6.4 ppg in 16.6 mpg, up from 2.9 ppg in 11.2 mpg his first 15 GP... scored 10+ points six times, including 20+ once.
- Shot 48.8% inside-the-arc but 23.8% from 3-point range.
- Hit 2+ 3FGM in five of his final nine games played after doing so twice his first 22 games played..
- Had 47 assists and 15 steals with 14 turnovers.
- **G League 2022-23:** In 10 G League Showcase games, averaged 20.2 ppg (47.9% FGs, 37.3% 3FGs, 79.3% FTs), 4.7 apg, 2.9 rpg and 1.2 spg in 31.7 mpg... In seven season games, averaging 25.4 ppg (37.9% FGs, 23.8% 3FGs, 84.4% FTs), 7.6 apg, 7.1 rpg and 1.7 spg in 38.6 mpg... helped the Vipers reach the G League Finals.
- While assigned to the G League, had 53 points for the Vipers at Stockton on 1/13 and a triple-double (19 points, 12 assists, 11 rebounds) vs. Santa Cruz on 3/23/23.
- Was an early entry candidate for the 2022 NBA Draft following his freshman season at Kentucky.
- Dating back to 1992-93, joined John Wall, De'Aaron Fox and Shai Gilgeous-Alexander as the only Kentucky freshman to have averaged at least 12.0 ppg, 3.0 rpg, 3.0 apg and 1.00 spg.
- Led the SEC in assist-to-turnover ratio (2.35)... had 40 steals with 51 turnovers.

	2022-23 Highs	Career Highs
PTS	20 at OKC 2/4/23	20 at OKC 2/4/23
FGM	9 at OKC 2/4/23	9 at OKC 2/4/23
FGA	16 at OKC 2/4/23	16 at OKC 2/4/23
3FGM	3 at GS 2/24/23	3 at GS 2/24/23
3FGA	7 (2 times)	7 at OKC 2/4/23
FTM	2 (3 times)	2 (2 times)
FTA	3 (2 times)	3 (2 times)
OR	1 (2 times)	1 vs. Por 12/17/22
DR	5 (2 times)	5 (2 times)
TR	6 at Mia 2/10/23	6 at Mia 2/10/23
AST	6 at Mia 2/10/23	6 at Mia 2/10/23
STL	2 (3 times)	2 (3 times)
BLK	1 (2 times)	1 (2 times)
MIN	33:39 at GS 2/24/23	33:39 at GS 2/24/23

- Selected with the 29th overall pick by Memphis in the 2022 NBA Draft before his rights were acquired by Minnesota.
- Rights were acquired by Houston from Minnesota along with two future second round picks in exchange for the rights to Wendell Moore Jr. (26th pick).

HOUSTON ROCKETS 2022-23 FINAL ROSTER

NUMERICAL

No.	Name	Pos.	Ht.	Wt.	D.O.B.	Prior to NBA/Home Country	NBA Exp.
0	TyTy Washington Jr.	G	6-3	193	11/15/01	Kentucky/USA	R
1	Jabari Smith Jr.	F	6-11	213	5/13/03	Auburn/USA	R
2	Willie Cauley-Stein	C	7-0	240	9/18/93	Kentucky/USA	7
3	Kevin Porter Jr.	G	6-6	201	5/4/00	USC/USA	3
4	Jalen Green	G	6-6	183	2/9/02	G League Ignite; Fresno, CA/USA	1
5	Darius Days*	F	6-7	240	10/20/99	LSU/USA	R
6	KJ Martin	F	6-7	216	1/6/01	IMG Academy/USA	2
8	Jae'Sean Tate	F	6-5	226	10/28/95	Sydney Kings (Australia); Ohio State/USA	2
9	Josh Christopher	G	6-5	218	12/8/01	Arizona State/USA	1
12	Trevor Hudgins*	G	6-0	198	3/23/99	NW Missouri State/USA	R
14	D.J. Augustin	G	6-0	183	11/10/87	Texas/USA	14
15	Daishen Nix	G	6-5	239	2/13/02	G League Ignite; Fairbanks, AK/USA	1
16	Usman Garuba	F/C	6-8	253	3/9/02	Real Madrid (Spain)/Spain	1
17	Tari Eason	F	6-8	217	5/10/01	Louisiana State/USA	R
28	Alperen Sengun	C	6-11	255	7/25/02	Besiktas (Türkiye)/Türkiye	1
33	Frank Kaminsky III	F/C	7-0	242	4/4/93	Wisconsin/USA	7
51	Boban Marjanović	C	7-4	286	8/15/88	KK Crvena Zvezda/Serbia	7

* Two-Way Contract

ALPHABETICAL

No.	Name	Pos.	Ht.	Wt.	D.O.B.	Prior to NBA/Home Country	NBA Exp.
14	D.J. Augustin	G	6-0	183	11/10/87	Texas/USA	14
2	Willie Cauley-Stein	C	7-0	240	9/18/93	Kentucky/USA	7
9	Josh Christopher	G	6-5	218	12/8/01	Arizona State/USA	1
5	Darius Days*	F	6-7	240	10/20/99	LSU/USA	R
17	Tari Eason	F	6-8	217	5/10/01	Louisiana State/USA	R
16	Usman Garuba	F/C	6-8	253	3/9/02	Real Madrid (Spain)/Spain	1
4	Jalen Green	G	6-6	183	2/9/02	G League Ignite; Fresno, CA/USA	1
12	Trevor Hudgins*	G	6-0	198	3/23/99	NW Missouri State/USA	R
33	Frank Kaminsky III	F/C	7-0	242	4/4/93	Wisconsin/USA	7
51	Boban Marjanović	C	7-4	286	8/15/88	KK Crvena Zvezda/Serbia	7
6	KJ Martin	F	6-7	216	1/6/01	IMG Academy/USA	2
15	Daishen Nix	G	6-5	239	2/13/02	G League Ignite; Fairbanks, AK/USA	1
3	Kevin Porter Jr.	G	6-6	201	5/4/00	USC/USA	3
28	Alperen Sengun	C	6-11	255	7/25/02	Besiktas (Türkiye)/Türkiye	1
1	Jabari Smith Jr.	F	6-11	213	5/13/03	Auburn/USA	R
8	Jae'Sean Tate	F	6-5	226	10/28/95	Sydney Kings (Australia); Ohio State/USA	2
0	TyTy Washington Jr.	G	6-3	193	11/15/01	Kentucky/USA	R

Head Coach: Stephen Silas

Assistant Coaches: John Lucas, Lionel Hollins, Mike Batiste, Mahmoud Abdelfattah, Rick Higgins, Will Dunn

Director of Player Development/Coaching Assistant: Robbie Keck

Player Development: Orhun Güngören

Medical Director: Dr. David Crumie

Head Athletic Trainer/Director of Athlete Care & Science: Jason Biles

Director of Athletic Performance: Willie Cruz

PRONUNCIATIONS

Mahmoud Abdelfattah (mah-MOOD AHB-dehl-FAH-tah)	Boban Marjanović (BO-bahn Mar-YAWN-oh-vich)
Mike Batiste (Buh-teece)	Daishen Nix (DAY-shin)
Orhun Güngören ("OG")	Alperen Sengun (al-pah-ron shen-gün)
Tari Eason (TAR-ee)	Jae'Sean Tate (JAY-shawn)
Usman Garuba (oose-mon gah-ROO-bah)	

G LEAGUE TRANSACTIONS

10/18: Transferred Darius Days... **11/2:** Transferred Hudgins... **11/10:** Assigned TyTy Washington Jr. ... **11/13:** Recalled Hudgins and Washington... **11/15:** Assigned Washington and transferred Hudgins... **12/5:** Recalled Washington... **12/9:** Assigned Josh Christopher... **12/11:** Recalled Christopher, Days and Hudgins... **12/16:** Assigned Christopher and transferred Days and Hudgins... **12/20:** Recalled Christopher and Days... **12/27:** Transferred Days... **1/7:** Assigned Washington... **1/14:** Recalled Washington... **2/4:** Recalled Hudgins... **2/5:** Recalled Days... **2/28:** Transferred Days and Hudgins... **3/8:** Assigned Washington... **3/10:** Recalled Washington... **3/16:** Assigned Washington... **3/20:** Recalled Washington... **3/21:** Assigned Washington... **4/8:** Recalled Days, Hudgins and Washington.

HOUSTON ROCKETS 2022-23 GAME-BY-GAME PAGE 1

DATE	GAME	FG-A	PCT	3FG-A	PCT	FT-A	PCT	OR-DR-REB	AST	PF	ST	TO	BS	PTS
10/19	HOUSTON	42-88	.429	9-35	.257	14-15	.933	15-39-54	25	20	4	16	3	107
17.878	@ Atlanta	45-90	.500	7-25	.280	20-24	.833	4-34-38	30	18	12	9	5	117
10/21	@ HOUSTON	44-93	.473	16-35	.457	18-30	.600	13-32-45	18	22	4	14	6	122
18.055	Memphis	45-98	.459	19-42	.452	20-29	.690	17-33-50	26	21	8	12	10	129
10/22	HOUSTON	36-93	.387	16-37	.432	17-22	.773	15-32-47	20	22	9	14	6	105
17.341	@ Milwaukee	48-85	.565	16-41	.516	13-21	.619	8-39-47	29	22	6	16	10	125
10/24	@ HOUSTON	38-90	.422	11-35	.314	27-32	.844	17-30-47	17	20	7	16	7	114
16.260	Utah	44-93	.473	11-32	.344	9-16	.562	18-31-49	23	27	8	20	10	108
10/26	HOUSTON	36-94	.383	11-40	.275	18-24	.750	14-35-49	19	30	7	19	2	101
18.206	@ Utah	38-90	.422	13-45	.289	20-30	.667	11-42-53	28	28	11	16	5	109
10/28	HOUSTON	40-94	.426	14-38	.368	17-21	.810	13-26-39	23	18	10	17	6	111
19.082	@ Portland	48-90	.533	13-35	.371	16-20	.800	11-34-45	30	19	9	16	6	125
10/30	HOUSTON	38-87	.437	11-34	.324	22-26	.846	17-32-49	18	25	7	15	1	109
17.071	@ Phoenix	45-84	.536	12-40	.300	22-30	.733	10-26-36	29	22	9	12	8	124
10/31	HOUSTON	34-88	.386	8-28	.286	17-23	.739	7-37-44	17	16	9	15	8	93
14.887	@ L.A. Clippers	37-87	.425	9-36	.250	12-17	.706	8-38-46	23	18	7	14	10	95
11/2	@ HOUSTON	37-88	.420	11-38	.289	16-21	.762	16-34-50	17	22	9	19	5	101
15.860	L.A. Clippers	41-84	.488	12-33	.364	15-19	.789	9-34-43	20	20	10	15	6	109
11/5	HOUSTON	40-84	.476	16-38	.421	21-31	.677	12-21-33	27	18	10	23	0	117
16.412	@ Minnesota	49-80	.613	15-33	.455	16-20	.800	9-27-36	38	27	11	24	5	129
11/7	HOUSTON	46-87	.529	24-48	.500	18-25	.720	14-26-40	31	23	9	22	6	134
15.441	@ Orlando	45-82	.549	12-25	.480	25-31	.806	11-26-37	27	25	7	20	4	127
11/9	HOUSTON	37-84	.440	9-35	.257	26-31	.839	16-33-49	29	18	9	16	7	109
19.800	@ Toronto	42-102	.412	15-44	.341	17-20	.850	22-28-50	19	26	12	13	9	116
11/12	HOUSTON	40-79	.506	12-36	.333	14-18	.778	10-33-43	24	23	7	26	4	106
15.367	@ New Orleans	42-86	.488	8-29	.276	27-31	.871	12-24-36	28	23	13	12	1	119
11/14	@ HOUSTON	39-86	.453	9-30	.300	19-31	.613	10-30-40	20	22	11	14	3	106
16.098	L.A. Clippers	41-81	.506	14-38	.368	26-33	.788	9-35-44	25	23	6	17	4	122
11/16	HOUSTON	35-75	.467	10-22	.455	21-24	.875	9-47-56	21	19	1	23	19	101
19.602	@ Dallas	31-102	.304	12-55	.218	18-19	.947	13-25-38	21	19	9	6	2	92
11/18	@ HOUSTON	29-86	.337	6-28	.214	27-32	.844	14-35-49	15	24	8	17	4	91
15.882	Indiana	33-82	.402	12-41	.293	21-27	.778	12-33-45	25	26	8	15	10	99
11/20	@ HOUSTON	41-90	.456	15-45	.333	23-27	.852	12-33-45	24	12	13	14	1	120
18.055	Golden State	46-86	.535	24-47	.511	11-15	.733	8-32-40	38	22	8	17	5	127
11/25	@ HOUSTON	41-87	.471	12-35	.343	34-41	.829	22-37-59	25	29	9	22	4	128
16.669	Atlanta	39-82	.476	15-39	.385	29-36	.806	6-22-28	14	26	9	14	6	122
11/26	@ HOUSTON	45-86	.523	18-36	.500	10-14	.714	11-42-53	25	19	9	25	3	118
15.151	Oklahoma City	38-97	.392	10-44	.227	19-23	.826	16-25-41	19	15	12	15	3	105
11/28	HOUSTON	39-85	.459	16-44	.364	19-25	.760	12-25-37	25	20	4	17	2	113
16.027	@ Denver	50-88	.568	12-30	.400	17-20	.850	13-30-43	31	22	8	14	4	129
11/30	HOUSTON	37-88	.420	12-41	.293	14-18	.778	10-29-39	18	20	5	14	6	100
16.286	@ Denver	44-83	.530	17-32	.531	15-20	.750	8-34-42	30	21	6	12	8	120
12/2	HOUSTON	40-81	.494	8-24	.333	34-43	.791	13-28-41	19	22	12	17	2	122
17.071	@ Phoenix	45-85	.529	17-37	.459	14-19	.737	9-28-37	30	28	9	18	5	121
12/3	HOUSTON	40-91	.440	3-28	.107	18-20	.900	14-31-45	17	14	6	15	4	101
18.064	@ Golden State	45-85	.529	25-52	.481	5-10	.500	6-29-35	34	24	8	14	5	120
12/5	@ HOUSTON	42-94	.447	14-39	.359	34-44	.773	16-35-51	19	27	9	21	3	132
15.331	Philadelphia	39-87	.448	17-36	.472	28-36	.778	11-28-39	23	34	10	20	6	123
12/8	HOUSTON	44-98	.449	10-29	.345	11-15	.733	16-26-42	23	19	3	14	4	109
13.140	@ San Antonio	46-83	.554	13-36	.361	13-15	.867	7-31-38	25	19	5	17	7	118
12/11	@ HOUSTON	40-91	.440	6-27	.222	11-12	.917	10-39-49	23	17	11	12	8	97
16.268	Milwaukee	33-90	.367	12-43	.279	14-18	.778	13-39-52	18	12	5	16	6	92
12/13	@ HOUSTON	34-81	.420	12-35	.343	31-34	.912	17-50-67	16	21	6	23	9	111
15.128	Phoenix	33-103	.320	13-51	.255	18-19	.947	18-26-44	22	24	13	10	7	97
12/15	@ HOUSTON	44-94	.468	9-33	.272	11-17	.647	18-33-51	22	19	10	15	4	108
16.210	Miami	39-88	.443	16-47	.340	17-23	.739	14-26-40	21	19	10	14	6	111
12/17	@ HOUSTON	36-90	.400	3-29	.103	20-29	.690	18-33-51	19	18	7	17	6	95
16.217	Portland	40-85	.471	13-36	.361	14-19	.737	10-26-36	20	20	8	14	4	107
12/19	@ HOUSTON	40-94	.426	5-24	.208	20-31	.645	16-25-41	23	16	13	11	3	105
15.928	San Antonio	46-83	.554	17-34	.500	15-19	.789	9-37-46	30	23	6	19	6	124
12/21	@ HOUSTON	41-88	.466	17-43	.395	11-17	.647	9-40-49	22	23	6	17	4	110
15.965	Orlando	41-91	.451	11-37	.297	23-33	.697	11-34-45	19	18	11	11	6	116
12/23	@ HOUSTON	37-81	.457	8-26	.308	24-28	.857	12-33-45	26	21	9	15	3	106
16.989	Dallas	36-80	.450	16-44	.364	24-27	.889	7-27-34	20	21	10	14	7	112
12/26	HOUSTON	50-90	.556	17-44	.386	16-22	.727	8-37-45	28	15	7	13	5	133
21.561	@ Chicago	45-92	.489	13-35	.371	15-21	.714	8-27-35	27	19	6	8	2	118
12/27	HOUSTON	38-95	.400	14-45	.311	12-14	.857	13-36-49	24	16	5	15	2	102
19.156	@ Boston	43-91	.473	20-56	.357	20-23	.870	9-40-49	32	14	8	11	5	126
12/29	HOUSTON	38-86	.442	12-34	.353	26-37	.703	12-36-48	21	23	5	13	0	114
20.307	@ Dallas	47-91	.516	18-45	.400	17-25	.680	6-38-44	30	26	7	9	8	129
12/31	@ HOUSTON	29-77	.377	14-46	.304	16-23	.696	12-40-52	20	24	4	25	6	88
18.055	New York	35-90	.389	15-51	.294	23-32	.719	16-30-46	20	20	10	10	5	108
1/2	@ HOUSTON	38-82	.463	9-29	.310	21-29	.724	8-38-46	21	28	4	10	4	106
18.055	Dallas	34-81	.420	13-43	.302	30-34	.882	8-33-41	19	19	8	8	6	111
1/4	HOUSTON	39-88	.443	12-38	.316	18-27	.667	12-31-43	25	22	10	13	4	108
17.295	@ New Orleans	41-89	.461	14-38	.368	23-26	.885	15-36-51	25	19	6	15	6	119
1/5	@ HOUSTON	38-92	.413	15-42	.357	23-26	.885	14-35-49	19	21	4	15	3	114
16.320	Utah	46-93	.495	19-48	.396	20-21	.952	9-33-42	33	20	10	8	5	131
1/8	@ HOUSTON	38-89	.427	11-36	.306	9-15	.600	12-29-41	26	19	8	20	7	96
18.055	Minnesota	38-80	.475	10-28	.357	18-22	.818	9-35-44	23	18	8	19	4	104
1/11	HOUSTON	44-96	.458	16-41	.390	11-17	.647	8-40-48	30	23	7	14	3	115
16.057	@ Sacramento	45-94	.479	19-48	.396	26-31	.839	9-36-45	28	19	4	9	4	135

HOUSTON ROCKETS 2022-23 GAME-BY-GAME PAGE 2

DATE	GAME	FG-A	PCT	3FG-A	PCT	FT-A	PCT	OR-DR-REB	AST	PF	ST	TO	BS	PTS
1/13	HOUSTON	43-91	.473	12-37	.324	16-25	.640	12-22-34	23	24	10	15	4	114
17.894	@ Sacramento	47-86	.547	20-40	.500	25-29	.862	14-32-46	34	19	10	14	8	139
1/15	HOUSTON	38-84	.452	7-31	.226	17-23	.739	10-29-39	22	17	8	20	6	100
17.238	@ L.A. Clippers	46-88	.523	14-32	.438	15-21	.714	11-33-44	21	16	13	17	6	121
1/16	HOUSTON	49-100	.490	11-30	.367	23-31	.742	17-31-48	28	25	0	8	7	132
17.657	@ L.A. Lakers	49-91	.538	12-33	.364	30-35	.857	9-30-39	23	19	4	2	5	140
1/18	@ HOUSTON	46-91	.505	10-32	.312	15-20	.750	12-35-47	21	22	4	20	5	117
15.678	Charlotte	48-96	.500	9-36	.250	17-25	.680	11-26-37	27	20	14	10	10	122
1/21	HOUSTON	38-79	.481	9-24	.375	19-33	.576	15-41-56	24	19	4	23	6	104
17.136	@ Minnesota	38-83	.458	17-41	.415	20-24	.833	3-27-30	20	26	12	12	9	113
1/23	@ HOUSTON	44-88	.500	11-30	.367	20-30	.667	12-35-47	24	15	11	23	5	119
13.811	Minnesota	41-91	.451	16-42	.381	16-22	.727	12-29-41	19	22	8	19	7	114
1/25	@ HOUSTON	42-97	.433	5-28	.179	14-20	.700	17-40-57	29	15	5	14	10	103
15.302	Washington	39-98	.398	12-38	.316	18-23	.783	15-33-48	27	16	13	8	7	108
1/26	@ HOUSTON	39-76	.513	5-21	.238	12-20	.600	10-36-46	24	20	5	22	6	95
16.327	Cleveland	40-88	.460	15-36	.417	18-22	.818	11-25-36	29	16	12	10	4	113
1/28	HOUSTON	44-92	.478	8-27	.296	21-27	.778	16-32-48	20	20	8	17	4	117
19.411	@ Detroit	38-83	.458	14-38	.368	24-31	.774	8-27-35	23	25	10	16	5	114
2/1	@ HOUSTON	41-94	.436	7-23	.304	23-31	.742	24-41-65	20	20	6	18	12	112
15.181	Oklahoma City	38-103	.369	12-43	.279	18-22	.818	24-28-52	22	23	11	10	6	106
2/3	@ HOUSTON	40-80	.500	7-21	.333	24-33	.727	6-34-40	22	26	5	13	4	111
16.585	Toronto	41-90	.456	15-39	.385	20-27	.741	13-30-43	21	25	9	9	7	117
2/4	HOUSTON	45-89	.506	10-30	.333	21-27	.778	9-25-34	29	18	4	16	8	121
16.994	@ Oklahoma City	56-97	.577	21-46	.457	20-23	.870	9-33-42	39	19	11	9	6	153
2/6	@ HOUSTON	44-88	.500	13-32	.406	19-24	.792	11-28-39	27	15	5	14	4	120
15.405	Sacramento	52-89	.584	21-41	.512	15-18	.833	7-28-35	38	22	9	10	5	140
2/8	@ HOUSTON	47-86	.547	10-22	.455	24-28	.857	15-29-44	25	21	4	19	7	128
15.881	Sacramento	46-92	.500	10-30	.333	28-30	.933	10-21-31	29	15	10	9	4	130
2/10	HOUSTON	35-84	.417	7-30	.233	18-24	.750	10-37-47	23	21	11	18	4	95
19.600	@ Miami	32-77	.416	12-38	.316	21-22	.955	6-34-40	21	23	11	17	6	97
2/13	HOUSTON	35-86	.407	6-24	.250	28-31	.903	15-27-42	17	15	10	17	2	104
19.850	@ Philadelphia	46-82	.561	15-34	.441	16-17	.941	7-31-38	26	24	11	16	7	123
2/15	HOUSTON	30-89	.337	10-37	.270	26-38	.684	14-33-47	20	33	5	18	7	96
14.988	@ Oklahoma City	42-87	.483	9-34	.265	40-47	.851	10-39-49	21	21	8	11	4	133
2/24	HOUSTON	36-92	.391	11-35	.314	18-22	.818	13-31-44	23	18	12	7	3	101
18.064	@ Golden State	37-78	.474	26-54	.481	16-18	.889	7-40-47	27	20	3	19	3	116
2/26	HOUSTON	45-100	.450	7-26	.269	17-25	.680	18-30-48	23	26	7	14	2	114
19.215	@ Portland	42-77	.545	20-39	.513	27-35	.771	6-31-37	20	21	7	14	7	131
2/28	@ HOUSTON	48-97	.495	9-31	.290	7-10	.700	10-30-40	33	16	5	13	6	112
15.368	Denver	53-92	.576	16-37	.432	11-16	.688	11-32-43	40	10	8	11	5	133
3/1	@ HOUSTON	36-90	.400	11-34	.324	16-25	.640	17-32-49	17	18	4	13	5	99
15.919	Memphis	40-83	.482	17-41	.415	16-19	.842	8-36-44	27	21	6	8	9	113
3/4	HOUSTON	49-87	.563	8-23	.348	16-22	.727	14-31-45	26	24	9	16	5	122
18.354	@ San Antonio	38-86	.442	15-37	.405	19-20	.950	13-29-42	24	20	9	14	3	110
3/5	@ HOUSTON	52-85	.612	13-24	.542	25-29	.862	6-38-44	29	20	10	12	3	142
16.721	San Antonio	43-93	.462	11-34	.324	13-21	.619	13-22-35	23	20	5	15	4	110
3/7	@ HOUSTON	36-83	.434	7-26	.269	17-24	.708	15-33-48	14	22	6	19	1	96
14.833	Brooklyn	40-81	.494	15-40	.375	23-29	.793	5-31-36	23	21	12	12	7	118
3/9	HOUSTON	49-107	.458	6-17	.353	21-29	.724	20-38-58	18	22	6	17	6	125
16.027	@ Indiana	48-100	.480	18-45	.400	20-21	.952	8-34-42	34	21	12	12	15	134
3/11	@ HOUSTON	41-85	.482	16-34	.471	13-17	.765	6-27-33	28	19	10	16	3	111
18.055	Chicago	44-86	.512	15-32	.469	16-22	.727	13-31-44	25	17	7	14	9	119
3/13	@ HOUSTON	40-90	.444	11-35	.314	20-27	.741	15-33-48	27	21	9	11	2	111
18.055	Boston	39-87	.448	12-42	.286	19-21	.905	10-28-38	19	22	7	14	5	109
3/15	@ HOUSTON	47-89	.528	8-29	.276	12-19	.632	16-35-51	22	29	5	18	3	114
18.055	L.A. Lakers	34-90	.378	11-44	.250	31-37	.838	11-25-36	21	17	7	10	3	110
3/17	@ HOUSTON	43-88	.489	11-32	.344	17-24	.708	15-37-52	20	19	9	13	3	114
15.841	New Orleans	39-82	.476	12-28	.429	22-25	.880	8-27-35	22	17	8	9	5	112
3/19	@ HOUSTON	31-76	.408	9-33	.273	36-38	.947	8-28-36	15	22	4	13	2	107
14.209	New Orleans	42-85	.494	13-31	.419	20-24	.833	10-29-39	28	23	7	10	4	117
3/20	@ HOUSTON	39-93	.419	10-36	.278	20-24	.833	13-28-41	14	14	14	18	2	108
16.116	Golden State	44-88	.500	17-46	.354	16-19	.842	16-32-48	31	14	12	20	6	121
3/22	HOUSTON	48-93	.516	12-33	.364	17-23	.739	20-28-48	27	25	5	16	3	125
17.794	@ Memphis	45-87	.517	12-36	.333	28-33	.848	12-24-36	27	21	8	11	4	130
3/24	HOUSTON	47-87	.540	7-23	.304	13-21	.619	10-28-38	25	14	7	16	3	114
17.851	@ Memphis	57-93	.613	25-42	.595	12-14	.857	5-30-35	36	19	12	11	7	151
3/26	HOUSTON	35-80	.438	6-25	.240	15-18	.833	12-24-36	20	22	6	19	1	91
19.432	@ Cleveland	39-83	.470	9-30	.300	21-34	.857	13-28-41	20	16	5	11	7	108
3/27	HOUSTON	42-87	.483	7-26	.269	24-29	.828	13-27-40	24	18	6	14	4	115
19.812	@ New York	50-86	.581	17-39	.436	20-28	.714	7-32-39	35	20	11	11	8	137
3/29	HOUSTON	46-98	.469	9-30	.300	13-21	.619	20-32-52	21	18	9	10	2	114
17.074	@ Brooklyn	44-82	.537	17-35	.486	18-27	.667	8-33-41	33	18	4	12	9	123
3/31	@ HOUSTON	38-83	.458	11-31	.355	34-45	.756	14-32-46	18	24	9	12	5	121
15.844	Detroit	43-89	.483	11-35	.314	18-27	.667	13-27-40	24	28	7	12	7	115
4/2	@ HOUSTON	44-102	.431	13-34	.382	8-10	.800	16-28-44	23	18	4	10	4	109
18.204	L.A. Lakers	52-93	.559	9-30	.300	21-28	.750	11-40-51	36	9	4	6	8	134
4/4	@ HOUSTON	47-102	.461	12-31	.387	18-24	.750	20-35-55	23	16	12	13	3	124
16.924	Denver	41-87	.471	11-36	.306	10-18	.556	13-34-47	26	18	9	20	13	103
4/7	HOUSTON	42-89	.472	7-21	.333	21-28	.750	14-34-48	21	23	11	19	9	112
19.102	@ Charlotte	38-88	.432	13-41	.317	20-27	.741	7-34-41	22	21	10	17	9	109
4/9	HOUSTON	44-90	.489	6-21	.286	20-28	.714	13-38-51	24	15	8	15	6	114
15.233	@ Washington	41-97	.423	14-45	.311	13-21	.619	14-37-51	28	21	11	13	5	109

2022-23 HOUSTON ROCKETS SUPERLATIVES

		ROCKETS		OPPONENTS
Points	42	Jalen Green vs. Min 1/23/23	71	Damian Lillard at Por 2/26/23
Points in a Quarter	20	Jalen Green (3rd) at Pho 12/2/22	25	Damian Lillard (2nd) at Por 2/26/23
Points in a Half	25	Jalen Green (1st) at Sac 1/13/23	41	Damian Lillard (1st) at Por 2/26/23
Points in Overtime	6	KJ Martin at Ind 3/9/23	12	Tyrese Haliburton at Ind 3/9/23
Field Goals	16	Jalen Green vs. Cha 1/18/23	22	Damian Lillard at Por 2/26/23
Field Goal Attempts	29	Jalen Green vs. Bos 3/13/23	38	Damian Lillard at Por 2/26/23
Field Goal % (Min. 5 FGA)	1.000	KJ Martin (7-7) at NO 1/4/23	1.000	Dwight Powell (8-8) at Dal 12/29/22
3-PT Field Goals	7	Kevin Porter Jr. vs. Det 3/31/23	13	Damian Lillard at Por 2/26/23
3-PT FG Attempts	13	Kevin Porter Jr. (2) vs. Uta 1/5/23; vs. Det 3/31/23	22	Damian Lillard at Por 2/26/23
3-PT FG % (Min. 3 3FGA)	1.000	Tari Eason (4-4) vs. Chi 3/11/23	1.000	Moses Moody (3-3) at GS 12/3/22
Free Throws	15	Jalen Green at Phi 2/13/23	18	Luka Dončić vs. Dal 1/2/23
FT Attempts	17	Jalen Green at Phi 2/13/23	22	Luka Dončić vs. Dal 1/2/23
FT % (Min 5 FTA)	1.000	Jalen Green (14-14) vs. NO 3/19/23	1.000	Damian Lillard (14-14) at Por 2/26/23
Offensive Rebounds	12	Tari Eason vs. OKC 2/1/23	8	Kevon Looney vs. GS 3/20/23
Defensive Rebounds	16	Alperen Sengun at Cha 4/7/23	17	Giannis Antetokounmpo vs. Mil 12/11/22
Total Rebounds	21	Alperen Sengun at Cha 4/7/23	18	Jalen Smith vs. Ind 11/18/22
				Giannis Antetokounmpo vs. Mil 12/11/22
Assists	13	Kevin Porter Jr. (2) vs. SA 3/5/23; vs. Bos 3/13/23	19	Tyrese Haliburton at Ind 3/9/23
Steals	5	Tari Eason at Tor 11/9/22	6	Paul George at LAC 10/31/22
Blocks	5	Alperen Sengun at Dal 11/16/22	7	Myles Turner at Ind 3/9/23
Turnovers	7	Kevin Porter Jr. (2) at Orl 11/7/22; at NO 11/12/22	8	Nikola Jokić vs. Den 4/4/23
	7	Jalen Green vs. Phi 12/5/22		
Minutes	41:33	Kevin Porter Jr. vs. Dal 1/2/23	45:26	Isaiah Todd at Was 4/9/23
Minutes (OT+)	46:56	Jabari Smith Jr. at Ind 3/9/23	46:05	Tobias Harris vs. Phi 12/5/22

ROCKETS HIGH	ROCKETS LOW	CATEGORY	OPPONENT HIGH	OPPONENT LOW
142 vs. SA 3/5/23	88 vs. NY 12/31/22	Points	153 at OKC 2/4/23	92 (2) vs. Mil 12/11/22
39 at Den 11/28/22	19 (4) vs. Mem 3/1/23	Points/1st Qtr.	45 at NO 1/4/23	10 vs. Ind 11/18/22
42 vs. OKC 11/26/22	14 vs. NY 12/31/22	Points/2nd Qtr.	41 (3) at Mem 3/24/23	15 vs. Pho 12/13/22
73 vs. SA 3/5/23	43 at Cle 3/26/23	Points/1st Half	83 at Mem 3/24/23	35 vs. Pho 12/13/22
40 (2) vs. Chi 3/11/23	14 (2) vs. SA 12/19/22	Points/3rd Qtr.	44 at OKC 2/4/23	17 at Mia 2/10/23
40 at OKC 2/4/23	10 at LAC 1/15/23	Points/4th Qtr.	41 (2) vs. Sac 2/6/23	13 vs. Mil 12/11/22
72 vs. Sac 2/6/23	34 vs. Min 1/8/23	Points/2nd Half	75 vs. Sac 2/6/23	39 (2) at Mia 2/10/23
15 (2OT) vs. Phi 12/5/22	9 (1OT) vs. Phi 12/5/22	Points/Overtime	19 at Ind 3/9/23	6 (2OT) vs. Phi 12/5/22
52 vs. SA 3/5/23	29 (2) vs. NY 12/31/22	Field Goals	57 at Mem 3/24/23	31 at Dal 11/16/22
107 at Ind 3/9/23	75 at Dal 11/16/22	Field Goal Attempts	103 (2) vs. OKC 2/1/23	77 (2) at Por 2/26/23
.612 vs. SA 3/5/23	.337 vs. Ind 11/18/22	Field Goal Percentage	.613 (2) at Mem 3/24/23	.304 at Dal 11/16/22
24 at Orl 11/7/22	3 (2) vs. Por 12/17/22	3-PT Field Goals	26 at GS 2/24/23	7 at Atl 10/19/22
48 at Orl 11/7/22	17 at Ind 3/9/23	3-PT FG Attempts	56 at Bos 12/27/22	25 (2) at Orl 11/7/22
.542 vs. SA 3/5/23	.103 vs. Por 12/17/22	3-PT FG Percentage	.595 at Mem 3/24/23	.218 at Dal 11/16/22
36 vs. NO 3/19/23	7 vs. Den 2/28/23	Free Throws	40 at OKC 2/15/23	5 at GS 12/3/22
45 vs. Det 3/31/23	10 (2) vs. LAL 4/2/23	Free Throw Attempts	47 at OKC 2/15/23	10 at GS 12/3/22
.947 vs. NO 3/19/23	.576 at Min 1/21/23	Free Throw Percentage	.955 at Mia 2/10/23	.500 at GS 12/3/22
24 vs. OKC 2/1/23	6 (2 times)	Offensive Rebounds	24 vs. OKC 2/1/23	3 at Min 1/21/23
50 vs. Pho 12/13/22	21 at Min 11/5/22	Defensive Rebounds	42 at Uta 10/26/22	21 vs. Sac 2/8/23
67 vs. Pho 12/13/22	33 (2) vs. Chi 3/11/23	Total Rebounds	53 at Uta 10/26/22	28 vs. Atl 11/25/22
33 vs. Den 2/28/23	14 (2) vs. GS 3/20/23	Assists	40 vs. Den 2/28/23	14 vs. Atl 11/25/22
33 at OKC 2/15/23	12 vs. GS 11/20/22	Fouls	34 vs. Phi 12/5/22	9 vs. LAL 4/2/23
14 vs. GS 3/20/23	0 at LAL 1/16/23	Steals	14 vs. Cha 1/18/23	3 at GS 2/24/23
26 at NO 11/12/22	7 at GS 2/24/23	Turnovers	24 at Min 11/5/22	2 at LAL 1/16/23
19 at Dal 11/16/22	0 (2) at Dal 12/29/22	Blocks	15 at Ind 3/9/23	1 at NO 11/12/22

2022-23 HOUSTON ROCKETS MISCELLANEOUS STATISTICS

Rockets Record When . . .

	Overall	Home	Road
Outrebounding opp.	19-34	12-17	7-17
Outrebounded by opp.	2-24	2-10	0-14
Tied in rebounding	1-2		1-2
Shooting better than opp.	14-14	8-10	6-4
Shooting worse than opp.	8-46	6-17	2-29
Shooting same as opp.			
More FTM than opp.	15-25	10-11	5-14
Fewer FTM than opp.	7-33	4-15	3-18
Same FTM as opp.	0-3	0-2	0-1
More 3FGM than opp.	5-11	3-5	2-6
Fewer 3FGM than opp.	15-46	9-21	6-25
Same 3FGM as opp.	2-3	2-1	0-2
More assists than opp.	10-15	7-8	3-7
Fewer assists than opp.	11-41	7-18	4-23
Same assists as opp.	1-4	0-1	1-3
More turnovers than opp.	14-49	8-23	6-26
Fewer turnovers than opp.	7-10	5-4	2-6
Same turnovers as opp.	1-1	1-0	0-1
Bench outscores opp. bench	9-23	4-11	5-12
Opp. bench outscores HOU's	13-35	10-15	3-20
Bench scoring equal	0-2	0-1	0-1
Scoring below 80 points			
Scoring 80-89 points	0-1	0-1	
Scoring 90-99 points	1-10	1-6	0-4
Scoring 100-109 points	1-24	0-10	1-14
Scoring 110-119 points	11-17	8-6	3-11
Scoring 120+ points	9-8	5-4	4-4
Opp. scoring below 80 points			
Opp. scoring 80-89 points			
Opp. scoring 90-99 points	3-3	2-1	1-2
Opp. scoring 100-109 points	7-7	5-5	2-2
Opp. scoring 110-119 points	8-17	5-10	3-7
Opp. scoring 120+ points	4-33	2-11	2-22

Number of Times Recording

	Points				Reb 10+	Ast 10+	Double-Doubles	Triple-Doubles	Stl 3+	Blk 3+
	10+	20+	30+	40+						
Christopher	16	1							3	
Days										
Eason	31	4			10		7		13	3
Fernando	1				1					2
Garuba	3				1				1	1
Gordon	37	5								1
Green	74	45	16	4					2	
Hudgins										
Kaminsky										
Marjanović	1									
Martin	58	10	1		5		5		2	
Mathews	5	1								
Nix	3								2	
Porter	56	29	5		4	6	9	1	9	1
Sengun	64	16	1		29	3	29	2	6	9
Smith	55	12			19		16		3	4
Tate	14								1	
Washington	6	1								

Number of Times Leading Team In... (Including ties, except zeros)

	Pts	Reb	Ast	Stl	Blk	Min
Christopher	1		1	8	6	
Days						
Eason	5	12		24	18	
Fernando		3	1	1	12	
Garuba		2		11	7	
Gordon	6		5	6	7	3
Green	39		18	9	6	29
Hudgins						
Kaminsky			1		1	
Marjanović				1	1	
Martin	3	7	1	9	9	9
Mathews				5	1	
Nix			6	5	1	1
Porter	18	5	39	20	8	23
Sengun	7	40	21	23	28	4
Smith	8	22	1	10	33	14
Tate	1		1	4	6	
Washington	1		2	3		

Starting Lineups

Forward	Forward	Center	Guard	Guard	Record	Dates
Gordon	Smith	Fernando	Porter	Green	0-3	10/19-10/21; 12/31
Martin	Smith	Garuba	Porter	Green	0-1	10/22
Gordon	Martin	Smith	Porter	Green	1-0	10/24
Gordon	Tate	Smith	Porter	Green	0-1	10/26
Gordon	Smith	Sengun	Porter	Green	8-22	10/28; 10/31-11/2; 11/7-11/16; 11/20; 11/26-12/2; 12/5-12/29; 1/2-1/11
Tate	Smith	Sengun	Porter	Green	0-1	10/30
Gordon	Martin	Sengun	Porter	Green	0-1	11/5
Martin	Smith	Sengun	Green	Gordon	0-7	11/19; 1/13; 1/16-1/18; 1/25; 2/6-2/8
Martin	Smith	Fernando	Porter	Green	1-0	11/25
Martin	Smith	Sengun	Porter	Green	7-11	12/3; 3/1-3/7; 3/11; 3/15-3/19; 3/22-4/7
Martin	Smith	Sengun	Nix	Gordon	1-2	1/15; 2/1-2/3
Martin	Eason	Sengun	Green	Gordon	1-1	1/21-1/23
Martin	Smith	Sengun	Christopher	Green	1-1	1/26; 4/9
Martin	Eason	Smith	Nix	Gordon	1-0	1/28
Martin	Smith	Sengun	Nix	Green	0-3	2/4; 2/28; 3/9
Martin	Smith	Sengun	Green	Tate	0-3	2/10-2/15
Martin	Smith	Sengun	Washington	Tate	0-2	2/24-2/26
Martin	Eason	Smith	Porter	Green	1-1	3/13; 3/20

2022-23 HOUSTON ROCKETS MISCELLANEOUS STATISTICS

Games Missed Due to Injury/Illness/Rest/Suspension/Protocol/Etc.

Player	Reason	Dates Out	Missed
Nix	- Lower Back Soreness	10/19	1
Tate	- Right Ankle Soreness	10/19-10/24; 10/31-1/4	35
	- League Suspension	1/15	1
	- Right Ankle Injury Management	1/26; 2/4; 2/28; 3/4; 3/20	5
	- Left Knee Soreness	3/22-4/9	10
Washington	Left Knee Sprain	10/19-11/5	10
Fernando	- Left Knee Soreness	10/22-11/20	15
	- Left Knee Injury Maintenance	11/26	1
	- Non-COVID Illness	12/8	1
Gordon	- Right Groin Injury Maintenance	10/22; 10/30; 11/25; 12/3; 12/27	5
	- Left Thumb Contusion	12/23	1
	- Right Knee Soreness	1/26; 2/4	2
Sengun	- Illness	10/24-10/26; 1/28; 3/20	4
	- Right Groin Strain	11/25	1
	- Low Back Pain	12/31	1
	- Left Groin Strain	3/13	1
Smith	- Illness	11/5	1
	- Right Ankle Sprain	1/21-1/23	2
Porter	- Left Low Back Soreness	11/18	1
	- Left Foot Contusion	1/13-2/28	20
	- Left Thigh Contusion	3/9	1
	- Right Knee Soreness	4/9	1
Mathews	- Illness	12/17-12/21	3
	- Left Big Toe Soreness	2/6/2/8	2
Green	- League Suspension	1/15	1
	- Right Calf Contusion	1/28-2/3	3
	- Left Groin Strain	2/24-2/26	2
Kaminsky	- Migraine	3/24	1
Totals			132

2022-23 QUARTER SCORING BREAKDOWN																						
					HOUSTON ROCKETS								OPPONENTS									
							1ST			2ND	1ST	2ND				1ST			2ND	1ST	2ND	
DATE	OPP		W/L	GM	1ST	2ND	HALF	3RD	4TH	HALF	OT	OT	TOTAL	1ST	2ND	HALF	3RD	4TH	HALF	OT	OT	TOTAL
19-Oct	ATL	A	L	1	20	30	50	30	27	57			107	26	33	59	25	33	58			117
21-Oct	MEM	H	L	2	32	38	70	30	22	52			122	26	36	62	33	34	67			129
22-Oct	MIL	A	L	3	23	25	48	31	26	57			105	41	26	67	31	27	58			125
24-Oct	UTA	H	W	4	21	30	51	26	37	63			114	18	27	45	28	35	63			108
26-Oct	UTA	A	L	5	21	28	49	26	26	52			101	22	39	61	28	20	48			109
28-Oct	POR	A	L	6	23	35	58	24	29	53			111	32	37	69	27	29	56			125
30-Oct	PHO	A	L	7	24	32	56	30	23	53			109	29	36	65	25	34	59			124
31-Oct	LAC	A	L	8	23	29	52	24	17	41			93	30	21	51	22	22	44			95
2-Nov	LAC	H	L	9	24	29	53	26	22	48			101	34	22	56	30	23	53			109
5-Nov	MIN	A	L	10	34	15	49	34	34	68			117	40	28	68	35	26	61			129
7-Nov	ORL	A	W	11	33	38	71	29	34	63			134	30	35	65	23	39	62			127
9-Nov	TOR	A	L	12	37	17	54	28	27	55			109	29	28	57	29	30	59			116
12-Nov	NO	A	L	13	26	24	50	37	19	56			106	34	29	63	23	33	56			119
14-Nov	LAC	H	L	14	23	23	46	32	28	60			106	31	27	58	31	33	64			122
16-Nov	DAL	A	W	15	31	26	57	19	25	44			101	28	23	51	23	18	41			92
18-Nov	IND	H	L	16	25	25	50	20	21	41			91	10	35	45	26	28	54			99
20-Nov	GS	H	L	17	28	37	65	29	26	55			120	40	21	61	36	30	66			127
25-Nov	ATL	H	W	18	38	31	69	25	34	59			128	33	39	72	32	18	50			122
26-Nov	OKC	H	W	19	23	42	65	30	23	53			118	22	22	44	29	32	61			105
28-Nov	DEN	A	L	20	39	29	68	23	22	45			113	42	28	70	36	23	59			129
30-Nov	DEN	A	L	21	24	23	47	25	28	53			100	44	30	74	22	24	46			120
2-Dec	PHO	A	W	22	27	30	57	29	36	65			122	36	28	64	32	25	57			121
3-Dec	GS	A	L	23	23	29	52	28	21	49			101	39	29	68	26	26	52			120
5-Dec	PHI	H	W	24	27	29	56	34	18	52	9	15	132	30	25	55	29	24	53	9	6	123
8-Dec	SA	A	L	25	29	25	54	23	32	55			109	24	27	51	39	28	67			118
11-Dec	MIL	H	W	26	19	31	50	24	23	47			97	25	23	48	31	13	44			92
13-Dec	PHO	H	W	27	27	27	54	30	27	57			111	20	15	35	32	30	62			97
15-Dec	MIA	H	L	28	29	23	52	33	23	56			108	29	37	66	20	25	45			111
17-Dec	POR	H	L	29	27	24	51	14	30	44			95	33	24	57	28	22	50			107
19-Dec	SA	H	L	30	28	34	62	14	29	43			105	35	25	60	32	32	64			124
21-Dec	ORL	H	L	31	31	33	64	23	23	46			110	25	29	54	31	31	62			116
23-Dec	DAL	H	L	32	24	26	50	34	22	56			106	30	31	61	20	31	51			112
26-Dec	CHI	A	W	33	36	28	64	35	34	69			133	26	39	65	24	29	53			118
27-Dec	BOS	A	L	34	21	28	49	32	21	53			102	22	34	56	36	34	70			126
29-Dec	DAL	A	L	35	30	21	51	28	35	63			114	36	29	65	34	30	64			129
31-Dec	NY	H	L	36	35	14	49	21	18	39			88	27	26	53	29	26	55			108
2-Jan	DAL	H	L	37	26	29	55	32	19	51			106	18	26	44	39	28	67			111
4-Jan	NO	A	L	38	22	30	52	21	35	56			108	45	30	75	23	21	44			119
5-Jan	UTA	H	L	39	23	33	56	30	28	58			114	31	33	64	31	36	67			131
8-Jan	MIN	H	L	40	33	29	62	19	15	34			96	24	34	58	19	27	46			104
11-Jan	SAC	A	L	41	27	35	62	33	20	53			115	31	36	67	27	41	68			135
13-Jan	SAC	A	L	42	32	34	66	26	22	48			114	36	33	69	43	27	70			139
15-Jan	LAC	A	L	43	30	33	63	27	10	37			100	31	31	62	29	30	59			121
16-Jan	LAL	A	L	44	35	26	61	37	34	71			132	37	36	73	29	38	67			140
18-Jan	CHA	H	L	45	31	29	60	24	33	57			117	36	17	53	30	39	69			122
21-Jan	MIN	A	L	46	26	26	52	32	20	52			104	26	24	50	37	26	63			113
23-Jan	MIN	H	W	47	31	25	56	34	29	63			119	26	30	56	25	33	58			114
25-Jan	WAS	H	L	48	30	28	58	23	22	45			103	25	18	43	28	37	65			108
26-Jan	CLE	H	L	49	25	23	48	26	21	47			95	37	37	74	23	16	39			113
28-Jan	DET	A	W	50	27	32	59	24	34	58			117	37	20	57	29	28	57			114
1-Feb	OKC	H	W	51	34	33	67	17	28	45			112	25	33	58	28	20	48			106
3-Feb	TOR	H	L	52	21	27	48	24	39	63			111	20	35	55	30	32	62			117
4-Feb	OKC	A	L	53	19	34	53	28	40	68			121	38	41	79	44	30	74			153
6-Feb	SAC	H	L	54	24	24	48	40	32	72			120	31	34	65	34	41	75			140
8-Feb	SAC	H	L	55	37	25	62	35	31	66			128	30	28	58	41	31	72			130
10-Feb	MIA	A	L	56	29	27	56	17	22	39			95	28	30	58	17	22	39			97
13-Feb	PHI	A	L	57	29	19	48	30	26	56			104	32	23	55	35	33	68			123
15-Feb	OKC	A	L	58	21	33	54	24	18	42			96	38	38	76	40	17	57			133
24-Feb	GS	A	L	59	26	23	49	28	24	52			101	26	40	66	20	30	50			116
26-Feb	POR	A	L	60	31	27	58	30	26	56			114	32	41	73	29	29	58			131
28-Feb	DEN	H	L	61	30	24	54	30	28	58			112	41	33	74	32	27	59			133
1-Mar	MEM	H	L	62	19	25	44	24	31	55	</											

2022-23 MISCELLANEOUS SCORING BREAKDOWN																								
					HOUSTON ROCKETS										OPPONENTS									
					Bench		In The		Second		Fast		Pts off of		Bench		In The		Second		Fast		Pts off of	
DATE	OPP		W/L	GM	Pts	Avg	Paint	Avg	Chance	Avg	Break	Avg	Turnovers	Avg	Pts	Avg	Paint	Avg	Chance	Avg	Break	Avg	Turnovers	Avg
19-Oct	ATL	A	L	1	35	35.0	60	60.0	14	14.0	10	10.0	13	13.0	26	26.0	56	56.0	8	8.0	28	28.0	28	28.0
21-Oct	MEM	H	L	2	38	36.5	50	55.0	23	18.5	11	10.5	16	14.5	35	30.5	48	52.0	17	12.5	16	22.0	16	22.0
22-Oct	MIL	A	L	3	32	35.0	38	49.3	14	17.0	9	10.0	16	15.0	42	34.3	58	54.0	11	12.0	25	23.0	19	21.0
24-Oct	UTA	H	W	4	26	32.8	52	50.0	19	17.5	6	9.0	19	16.0	44	36.8	66	57.0	14	12.5	8	19.3	13	19.0
26-Oct	UTA	A	L	5	27	31.6	48	49.6	18	17.6	8	8.8	14	15.6	42	37.8	50	55.6	12	12.4	25	20.4	20	19.2
28-Oct	POR	A	L	6	40	33.0	48	49.3	15	17.2	21	10.8	13	15.2	30	36.5	64	57.0	18	13.3	18	20.0	21	19.5
30-Oct	PHO	A	L	7	35	33.3	54	50.0	30	19.0	11	10.9	21	16.0	45	37.7	50	56.0	11	13.0	19	19.9	24	20.1
31-Oct	LAC	A	L	8	37	33.8	50	50.0	16	18.6	10	10.8	14	15.8	19	35.4	48	55.0	3	11.8	22	20.1	21	20.3
2-Nov	LAC	H	L	9	29	33.2	44	49.3	16	18.3	11	10.8	23	16.6	37	35.6	40	53.3	2	10.7	13	19.3	21	20.3
5-Nov	MIN	A	L	10	38	33.7	46	49.0	20	18.5	13	11.0	26	17.5	43	36.3	60	54.0	9	10.5	21	19.5	36	21.9
7-Nov	ORL	A	W	11	41	34.4	40	48.2	13	18.0	13	11.2	31	18.7	39	36.5	52	53.8	22	11.5	9	18.5	31	22.7
9-Nov	TOR	A	L	12	34	34.3	50	48.3	21	18.3	19	11.8	13	18.3	28	35.8	50	53.5	25	12.7	23	18.9	31	23.4
12-Nov	NO	A	L	13	20	33.2	48	48.3	14	17.9	4	11.2	16	18.1	50	36.9	56	53.7	10	12.5	16	18.7	32	24.1
14-Nov	LAC	H	L	14	34	33.3	48	48.3	12	17.5	11	11.2	17	18.0	51	37.9	46	53.1	12	12.4	16	18.5	18	23.6
16-Nov	DAL	A	W	15	33	33.3	46	48.1	18	17.5	9	11.1	11	17.5	65	39.7	32	51.7	19	12.9	22	18.7	25	23.7
18-Nov	IND	H	L	16	16	32.2	40	47.6	14	17.3	10	11.0	18	17.6	35	39.4	38	50.9	17	13.1	12	18.3	18	23.4
20-Nov	GS	H	L	17	34	32.3	48	47.6	16	17.2	13	11.1	16	17.5	24	38.5	42	50.4	12	13.1	21	18.5	13	22.8
25-Nov	ATL	H	W	18	37	32.6	54	48.0	37	18.3	15	11.3	14	17.3	19	37.4	38	49.7	2	12.4	7	17.8	31	23.2
26-Nov	OKC	H	W	19	23	32.1	52	48.2	15	18.2	12	11.4	12	17.0	41	37.6	52	49.8	15	12.6	25	18.2	33	23.7
28-Nov	DEN	A	L	20	46	32.8	42	47.9	15	18.0	7	11.2	19	17.1	42	37.9	62	50.4	16	12.8	13	18.0	17	23.4
30-Nov	DEN	A	L	21	28	32.5	46	47.8	7	17.5	9	11.0	12	16.9	34	37.7	50	50.4	12	12.7	26	18.3	19	23.2
2-Dec	PHO	A	W	22	37	32.7	62	48.5	21	17.6	20	11.5	14	16.7	27	37.2	40	49.9	9	12.5	18	18.3	19	23.0
3-Dec	GS	A	L	23	37	32.9	72	49.5	12	17.4	17	11.7	15	16.7	21	36.5	34	49.2	5	12.2	18	18.3	16	22.7
5-Dec	PHI	H	W	24	43	33.3	52	49.6	19	17.5	0	11.2	25	17.0	24	36.0	40	48.8	19	12.5	4	17.7	21	22.6
8-Dec	SA	A	L	25	30	33.2	62	50.1	16	17.4	4	10.9	17	17.0	34	35.9	60	49.3	12	12.5	21	17.8	11	22.2
11-Dec	MIL	H	W	26	26	32.9	56	50.3	12	17.2	16	11.1	18	17.0	33	35.8	36	48.8	12	12.5	14	17.7	12	21.8
13-Dec	PHO	H	W	27	33	32.9	40	49.9	20	17.3	21	11.5	13	16.9	38	35.9	30	48.1	14	12.5	21	17.8	26	21.9
15-Dec	MIA	H	L	28	26	32.7	58	50.2	22	17.5	16	11.6	23	17.1	25	35.5	36	47.6	23	12.9	6	17.4	18	21.8
17-Dec	POR	H	L	29	46	33.1	64	50.7	29	17.9	8	11.5	14	17.0	22	35.0	52	47.8	13	12.9	11	17.2	17	21.6
19-Dec	SA	H	L	30	41	33.4	68	51.3	15	17.8	6	11.3	15	16.9	62	35.9	48	47.8	14	12.9	26	17.5	18	21.5
21-Dec	ORL	H	L	31	27	33.2	40	50.9	13	17.6	12	11.4	17	16.9	37	35.9	50	47.9	19	13.1	15	17.4	21	21.5
23-Dec	DAL	H	L	32	16	32.7	46	50.8	10	17.4	8	11.3	16	16.9	33	35.8	32	47.4	11	13.1	11	17.2	28	21.7
26-Dec	CHI	A	W	33	23	32.4	60	51.0	10	17.2	16	11.4	15	16.8	34	35.8	44	47.3	8	12.9	23	17.4	13	21.4
27-Dec	BOS	A	L	34	29	32.3	44	50.8	13	17.0	17	11.6	11	16.7	31	35.6	38	47.0	10	12.8	24	17.6	21	21.4
29-Dec	DAL	A	L	35	43	32.6	46	50.7	25	17.3	5	11.4	9	16.5	38	35.7	54	47.2	7	12.7	25	17.8	11	21.1
31-Dec	NY	H	L	36	26	32.4	28	50.1	11	17.1	6	11.2	9	16.3	16	35.2	36	46.9	21	12.9	9	17.5	37	21.6
2-Jan	DAL	H	L	37	15	31.9	50	50.1	9	16.9	5	11.1	8	16.0	11	34.5	40	46.7	17	13.0	7	17.2	8	21.2
4-Jan	NO	A	L	38	41	32.2	50	50.1	20	16.9	17	11.2	13	15.9	36	34.6	50	46.8	22	13.2	15	17.2	25	21.3
5-Jan	UTA	H	L	39	26	32.0	46	49.9	19	17.0	11	11.2	13	15.9	47	34.9	52	46.9	14	13.3	18	17.2	21	21.3
8-Jan	MIN	H	L	40	24	31.8	42	49.8	11	16.9	22	11.5	22	16.0	25	34.6	48	47.0	10	13.2	27	17.5	24	21.4
11-Jan	SAC	A	L	41	48	32.2	46	49.7	11	16.7	12	11.5	10	15.9	47	34.9	48	47.0	14	13.2	11	17.3	25	21.4
13-Jan	SAC	A	L	42	31	32.2	56	49.8	15	16.7	9	11.4	16	15.9	39	35.0	50	47.0	19	13.3	21	17.4	21	21.4
15-Jan	LAC	A	L	43	26	32.0	62	50.1	11	16.5	15	11.5	18	15.9	40	35.1	62	47.4	13	13.3	7	17.1	20	21.4
16-Jan	LAL	A	L	44	26	31.9	72	50.6	21	16.6	7	11.4	4	15.7	60	35.7	60	47.7	15	13.4	27	17.4	12	21.2