

A large, stylized letter 'S' dominates the center of the page. It is filled with a red and black circuit board pattern. The 'S' is set against a white background with a light gray grid. Several gray, semi-transparent shapes are scattered around the 'S', including a large one at the top and two at the bottom right. Two solid black circles are positioned on the left side of the 'S'.

2022-23  
**MEDIA  
GUIDE**



LIGHT THE  
**FUSE**



## **Houston Rockets 2022-23 Media Guide**

**Toyota Center (1510 Polk Street Houston, TX 77002)  
(713) 758-7200**

**Edited and Compiled by Sean McCloskey**

**Cover Design by Jose Lopez & Blaine Fridrick**

**Editorial Assistance by Tracey Hughes & Tomorrow Huff**

© 2022 Houston Rockets

All NBA and team insignia depicted in this publication are the property of NBA Properties, Inc. and the respective teams of the NBA and may not be reproduced for commercial purposes without the prior written consent of NBA Properties, Inc.

The information contained in this publication was compiled by the Houston Rockets and is provided as a courtesy to our fans and the press and may be used only for personal or editorial purposes. Any commercial use of this information is prohibited without the prior written consent of the Houston Rockets.

# Table of Contents

## General Information

Media Guide Credits.....	1
Table of Contents.....	2
Rockets 2022 Preseason Roster.....	3
Rockets Directory.....	4-5
Owner Tilman J. Fertitta.....	6-7

## Basketball Operations

Head Coach Stephen Silas.....	10
Rockets Basketball Operations.....	11
Rockets Medical Staff.....	12

## Players

Willie Cauley-Stein.....	16-17
Josh Christopher.....	18-19
Tari Eason.....	20
Derrick Favors.....	21-23
Bruno Fernando.....	24-25
Usman Garuba.....	26-27
Eric Gordon.....	28-31
Jalen Green.....	32-33
Trevor Hudgins.....	34
Boban Marjanović.....	35-37
KJ Martin.....	38-39
Garrison Mathews.....	40-41
Daishen Nix.....	42-43
Kevin Porter Jr.....	44-45
Alperen Sengun.....	46-47
Jabari Smith Jr.....	48
Jae'Sean Tate.....	49-50
TyTy Washington Jr.....	51

## Business Team

Rockets Executives.....	54
Rockets Business Team.....	55-59
Rockets Entertainers.....	60-61
Clutch City Foundation & Community.....	62-64
Toyota Center.....	65

## 2021-22 In Review

Season Statistics.....	68
Game-by-Game Results.....	69
Season Highs.....	70
Season Breakdown.....	71
Game-by-Game Statistics.....	72-73
Superlatives.....	74
Miscellaneous Statistics.....	75
Quarter-by-Quarter Scoring.....	76
Miscellaneous Scoring.....	77
Standings.....	78
League Leaders.....	79
Team Statistics.....	80-85
Transactions, Injuries, 2022-23 Key Dates.....	84

## Records

Rockets Career Leaders.....	86-87
Rockets 40-Point Club.....	88-89
Opponents 40-Point Club.....	90-91
Rockets Team Records.....	92-94
Opponents Team Records.....	95-97
Rockets Individual Records.....	98-101
Opponents Individual Records.....	102
Rockets Rookie Records.....	103
Rockets All-Time Coaching Summary.....	103
Toyota Center Team Records.....	104-105
Toyota Center Individual Records.....	106-107
Rockets All-Time Preseason Records.....	107
Triple-Doubles.....	108
Record by Months.....	109
Rockets Conference/Division Records.....	110
Yearly Streaks.....	111
Record vs. Opponents & Overtime.....	112
High Scorers vs. Opponents.....	113
Rockets Miscellaneous Records.....	114

## History

History of the Rockets.....	116-117
22-Game Winning Streak.....	118-119
Overall Record.....	120
Home Attendance.....	121
Retired Numbers: Clyde Drexler.....	122-123
Retired Numbers: Elvin Hayes.....	124-125
Retired Numbers: Moses Malone.....	126-127
Retired Numbers: Calvin Murphy.....	128-129
Retired Numbers: Hakeem Olajuwon.....	130-131
Retired Numbers: Rudy Tomjanovich.....	132-133
Retired Numbers: Yao Ming.....	134-135
Carroll Dawson.....	136
Rockets in the Hall of Fame.....	137-138
Rockets NBA Honors.....	138-139
Rockets in All-Star Games.....	140-141
Rockets on U.S. National Teams.....	142
Rockets All-Decade Teams.....	142
Rockets Dates & Deals.....	143-157
The Last Time.....	158
Rockets in the Draft.....	159-161
All-Time Starting Lineups.....	162-164
All-Time Uniform Numbers.....	165-167
Ownership Chronology.....	167
Year-by-Year Team Statistics.....	168-222
Rockets All-Time Roster.....	223-257

## Playoffs

Rockets in the Playoffs.....	260
Year-by-Year Results.....	261-268
Year-by-Year Statistics.....	269-277
Cumulative Playoff Statistics.....	278
Rockets All-Time Playoff Leaders.....	279-280
Best Playoff Series.....	280
Playoff 40-Point Club.....	281
Playoff Statistical Achievements.....	281
Playoff Records.....	282-285
Playoff Series Records.....	286

## Opponents Information

NBA Directory.....	288
Atlanta Hawks.....	289
Boston Celtics.....	290
Brooklyn Nets.....	291
Charlotte Hornets.....	292
Chicago Bulls.....	293
Cleveland Cavaliers.....	294
Dallas Mavericks.....	295
Denver Nuggets.....	296
Detroit Pistons.....	297
Golden State Warriors.....	298
Indiana Pacers.....	299
Los Angeles Clippers.....	300
Los Angeles Lakers.....	301
Memphis Grizzlies.....	302
Miami Heat.....	303
Milwaukee Bucks.....	304
Minnesota Timberwolves.....	305
New Orleans Pelicans.....	306
New York Knicks.....	307
Oklahoma City Thunder.....	308
Orlando Magic.....	309
Philadelphia 76ers.....	310
Phoenix Suns.....	311
Portland Trail Blazers.....	312
Sacramento Kings.....	313
San Antonio Spurs.....	314
Toronto Raptors.....	315
Utah Jazz.....	316
Washington Wizards.....	317

## NBA G League

NBA G League Information.....	318-319
G League 2021-22 In Review.....	320
Rio Grande Valley Vipers.....	321

# Houston Rockets

## Media Information

### 2022 Preseason Roster (as of 10/11/22)

No.	Name	Pos.	Ht.	Wt.	D.O.B.	Prior to NBA/Home Country	Yrs. Pro
00	Willie Cauley-Stein	C	7-0	240	9/18/93	Kentucky/USA	7
9	Josh Christopher	G	6-5	218	12/8/01	Arizona State/USA	1
17	Tari Eason	F	6-8	217	5/10/01	Louisiana State/USA	R
14	Derrick Favors	C	6-10	265	7/15/91	Georgia Tech/USA	12
20	Bruno Fernando	C	6-10	246	8/15/98	Maryland/Angola	3
16	Usman Garuba	F/C	6-8	253	3/9/02	Real Madrid (Spain)/Spain	1
10	Eric Gordon	G	6-4	238	12/25/88	Indiana/USA	14
4	Jalen Green	G	6-6	183	2/9/02	G League Ignite; Fresno, CA/USA	1
12	Trevor Hudgins*	G	6-0	198	3/23/99	NW Missouri State/USA	R
51	Boban Marjanović	C	7-4	286	8/15/88	KK Crvena Zvezda/Serbia	7
6	KJ Martin	F	6-7	216	1/6/01	IMG Academy/USA	2
25	Garrison Mathews	G	6-5	202	10/24/96	Lipscomb/USA	3
15	Daishen Nix	G	6-5	239	2/13/02	G League Ignite; Fairbanks, AK/USA	1
3	Kevin Porter Jr.	G	6-6	201	5/4/00	USC/USA	3
28	Alperen Sengun	C	6-11	255	7/25/02	Besiktas (Türkiye)/Türkiye	1
1	Jabari Smith Jr.	F	6-11	213	5/13/03	Auburn/USA	R
8	Jae'Sean Tate	F	6-5	226	10/28/95	Sydney Kings (Australia); Ohio State/USA	2
0	TyTy Washington Jr.	G	6-3	193	11/15/01	Kentucky/USA	R

#### \* Two-Way contract

**Head Coach:** Stephen Silas

**Assistant Coaches:** John Lucas, Lionel Hollins, Mike Batiste,  
Mahmoud Abdelfattah, Rick Higgins, Will Dunn

**Coaching Assistant:** Will Dunn

**Director of Player Development/Coaching Assistant:** Robbie Keck

**Player Development:** Orhun Güngören

**Medical Director:** Dr. David Crumble

**Head Athletic Trainer/Director of Athlete Care & Science:** Jason Biles

**Director of Athletic Performance:** Willie Cruz

### Pronunciations

Mahmoud Abdelfattah (mah-MOOD AHB-dehl-FAH-tah)

Mike Batiste (Buh-teece)

Tari Eason (TAR-ee)

Usman Garuba (oose-mon gah-ROO-bah)

Boban Marjanović (BO-bahn Mar-YAWN-oh-vich)

Daishen Nix (DAY-shin)

Alperen Sengun (al-pah-ron shen-gün)

Jae'Sean Tate (JAY-shawn)

### Numerical Roster

00	Willie Cauley-Stein	9	Josh Christopher	20	Bruno Fernando
0	TyTy Washington Jr.	10	Eric Gordon	25	Garrison Mathews
1	Jabari Smith Jr.	12	Trevor Hudgins	28	Alperen Sengun
3	Kevin Porter Jr.	14	Derrick Favors	51	Boban Marjanović
4	Jalen Green	15	Daishen Nix		
6	KJ Martin	16	Usman Garuba		
8	Jae'Sean Tate	17	Tari Eason		

# Rockets Directory

## Executive

Owner.....	Tilman J. Fertitta
President of Business Operations.....	Gretchen Sheirr
Executive Vice President & General Counsel, Fertitta Entertainment.....	Steve Scheinhart
Executive Vice President & CFO, Fertitta Entertainment.....	Rick Liem
Director, Fertitta Entertainment.....	Michael C. Fertitta
Director, Fertitta Entertainment.....	Patrick J. Fertitta
Outside Counsel, Baker Botts L.L.P.....	Michael Goldberg
General Counsel.....	Clay Allen
Chief Marketing & Strategy Officer.....	Julian Duncan
Vice President, Ticketing.....	Zee French
Vice President, Booking & Event Operations.....	Hillary Fujii
Vice President, Suites.....	Sarah Gibson
General Manager, Senior Vice President Toyota Center.....	Doug Hall
Vice President, Community & Events.....	Sarah Joseph
Chief Financial Officer.....	Larry Kaiser
Vice President, Corporate Development.....	Dawn Keen
AGM of Toyota Center/VP, Arena Operations.....	Scott Manley
Vice President, Ticket Operations.....	Eric Marglous
Vice President, Strategic Planning.....	Samir Mayur
Vice President, Digital Marketing.....	Paul Suarez

## Basketball Operations

General Manager.....	Rafael Stone
Executive Vice President of Basketball Operations & Assistant General Manager.....	Eli Witus
Head Coach.....	Stephen Silas
Assistant Coaches.....	John Lucas, Lionel Hollins, Mike Batiste, Mahmoud Abdelfattah, Rick Higgins, Will Dunn
Medical Director.....	Dr. David Crumbe
Basketball Operations Staff.....	Jason Biles, Jeremiah Bonsu, Matt Bullard, Willie Cruz, Jake Flancer, Antwan Floyd, Motoki Fujii, Orhun Güngören, Jeremy Hassler, Chuck Hayes, Ross Homan, Keith Jones, Robbie Keck, Ed Kupfer, Scott Kneller, Julia Long, Anthony Nila, Jim Paulis, Javier Pesquera, Ed Pinckney, Marko Radovanovic, Jason Roman, LJ Rose, Ben Rubin, Alex Santos, Travis Stockbridge, Chris Wallace, Zuri Williams, Cole Zwicker
Team Healthcare Provider.....	Memorial Hermann
Medical Staff.....	Dr. Walter Lowe, Dr. James Muntz, Dr. Rehal Bhojani, Dr. Bonnie Gregory, Dr. Rod Foroozan, Dr. Jason James, Dr. Felecia Powell-Williams

## Box Office

Director, Ticket Operations.....	Geovana Ponce
Sr. Manager, Ticket & Box Office Operations.....	Zanetta Jones
Ticket Operations Representatives.....	Erik Cardona, Rebekah Hopkins

## Broadcasting

Television Announcers.....	Craig Ackerman, Ryan Hollins, Vanessa Richardson (AT&T SportsNet)
Radio Announcers.....	Matt Thomas (KBME SportsTalk 790 AM, KTRH NewsRadio 740 AM)
Spanish Radio Announcer.....	Adrian Chavarria (TUDN 93.3 FM)

## Corporate Development

Director, Global Partnerships Sales & Strategy.....	Scott Keaton
Director, Corporate Partner Services.....	Avani Sharma
Directors, Corporate Sales.....	David Thomas, Aaron Winton
Manager, Corporate Sales.....	Blaine Morris
Manager, Partnership Activation.....	Anna DiCecco, Sloane Evans, Sydney Walker
Marketing & Corporate Development Activation Manager, China.....	Youyou Lu
Sr. Coordinator, Partnership Activation.....	Liane Fisher
Coordinators, Partnership Activation.....	Madison Hiegel, Olivia West
Creative Coordinator.....	Sara Currie

## Finance & Administration

Sr. Director, Human Resources.....	Kristen Harper
HR Manager.....	Sonia Christian
HR Coordinator.....	Melissa Ramirez
Executive Assistant.....	Leticia Magana
Manager, Administrative Services.....	Terri Glenn
Administrative Services Coordinator.....	Michael Moore
Controller.....	Lewis Madsen
Financial Analyst.....	William Helin-Glick
Senior Accountant.....	Richy George
Staff Accountants.....	Clayton Malkowsky, Carter Roth
AP Coordinator.....	Jacqueline Muckelroy
Payroll Coordinator.....	Alysha Carrier
Payroll/HR Assistant.....	Elizabeth Norton
Sr. Director, IT & Telecommunications.....	Okpara Young
Manager, Network Operations.....	Brian Brown
IT Coordinator.....	Lauren Russell
Associate Legal Counsel.....	Sam Strantz

## Marketing & Strategy

Director, Digital Innovation.....	Micah Kamla
Web Developer/Designer.....	Muftau Akindele
Director, Digital Strategy.....	Hiren Joshi
Digital Media Coordinators.....	Trevor Patin, Hannah Peery
Junior Social Media Coordinator.....	Jerald Rogers
Business Analyst.....	Michael Wing
CRM Data Analyst.....	Robert Rodriguez
Sr. Manager, Community Relations.....	Hai Duong
Manager, Community Relations.....	Ricky Gomez

Sr. Creative Director .....	Jose Lopez
Art Director .....	Blaine Fridrick
Sr. Graphic Designer .....	Shay Villarreal
Jr. Graphic Designer .....	Hannah Morehead
Manager, Broadcast Operations .....	Paul Woo
Motion Graphics Designer .....	David Congdon
Sr. Manager, Production .....	Michael Canella
Manager, Production .....	Ben Sledge
Editors .....	Ryan Hoelscher, Matt Michel
Video Engineer .....	Louie Loya
Sr. Director, Programming .....	Jim Adessa
Jr. Producer .....	Maggie Roback
Sr. Director, Retail Operations .....	Kara Infante
Manager, Retail Operations .....	Paul Espinosa
Retail Operations Coordinator .....	Tyler Frazier
Team Shop Coordinator .....	Theryln Tillis
E-Commerce Coordinator .....	Nicholas Anders
Director, Live Programming & Entertainment .....	Natalie Alvarado
Director, Events .....	Leilani Costa
Programming Coordinator .....	Dominic Davila
Event & Promotions Coordinators .....	JJ Leal, J.P. Awayan
Entertainment Specialist .....	Lane Hamilton
Game Presentation Coordinator .....	Jose Limon
Director, Marketing .....	Hunter Segesta
Manager, Marketing Operations .....	Taylor French
Sr. Coordinator, Email Marketing .....	Kris Handoyo
Email Marketing Coordinator .....	Yaritza Serrano
Marketing Coordinator .....	Robert Lane
Director, Digital Media Production .....	Terrance Daniels
Digital Producer .....	Max Labadie
Digital Editor/Videographer .....	Cooper Ross

## Media & Player Relations

Vice President, Media & Player Relations .....	Tracey Hughes
Sr. Manager, Media Relations .....	Sean McCloskey
Sr. Manager, Player Relations .....	Shakira Wardally
Coordinator, Media Relations .....	Tomorrow Huff

## Sales & Services

Sr. Director, Membership Services .....	Chris Costa
Director, Membership Sales .....	Jesse Salazar
Managers, Premium Accounts .....	Brandon Moss, Samantha Robison
Director, Suite Activation .....	Courtney Hager
Sr. Manager, Suite Activation .....	Cortez Nichols
Manager, Suite Activation .....	Amanda Goldstein
Sr. Manager, Group & Individual Sales .....	Andrew Cornutt
Sr. Manager, Membership Services .....	Shelita Young
Director, Suite & Event Rentals .....	Jared Capozzi
Group Sales Account Executives .....	Elizabeth Lloyd, Dolores Townley
Director of Premium Sales .....	John Noud
Premium Sales Executive .....	Jake Seaboch
Membership Account Executives .....	Reed Barber, Andrew Gan, Robert Mainor,
.....	Kristen Newman, Tyrani Sanders, Karl Vanstrum
Ticket Services Executive .....	Sarah Romero
Ticketing Coordinator .....	Alisha Naik
Suite Account Executives .....	Trevor Smyth, Cody Vanghel

## Toyota Center Operations

Sr. Director, Security & Guest Services .....	Cedrick Edwards
Manager, Security .....	Oliver Brunache
Sr. Director, Scoreboard Operations .....	Doug Swan
Manager, Audio/Visual & Scoreboard .....	Scott Foulkrod
Sr. Audio/Visual Coordinator .....	Kevin Burgess
Manager, Guest Services .....	Jessica Stanley
Guest Services Coordinator .....	Jake Lopez
Director, Event Operations .....	Rebecca T aylor
Event Operations Manager .....	Hanna Featherston
Sr. Coordinator, Event Operations .....	Eric Martin
Event Services Coordinators .....	Courtney Clay, Megan Jackson
Director, Facility Operations .....	Carlos Sepulveda
Assistant Director, Engineering .....	Edgar Portillo
Manager, Facility Services .....	Juan Castillo
Manager, Planning & Prospects .....	Ryan Thormaehlen
Assistant Manager, Facility Services .....	Cyrus Mitchell
Sr. Maintenance Supervisor .....	Troy Ford
Lead Operator & Energy Management Technician .....	Roderick Collins
Lead Carpenter .....	Marcellus Henderson
Building Operators .....	Tajma Baker, Kelly Lemond, Chris George, Gabriel Sanchez
Building Electricians .....	Daniel O'Malley, Martin Mendez, Jordan Ronsonette
Building Carpenter .....	Don Allen
Maintenance Engineer .....	Jose Hernandez
Facility Services, Assistant Conversion Supervisors .....	Inmar Alvarez, Andre Coleman
Event Shift Supervisor .....	Eddie Allen
Facility Services, Event Staff .....	Jose Hernandez, Celestino Barcenas, Vincent Bradford,
.....	Richard Furgison, Kenya Freeman, Delondre Roy
Facility Services/Shipping & Receiving .....	DJ Washington
Facility Services Coordinator .....	Joshelyn Contreras

# Tilman J. Fertitta

Owner



Tilman J. Fertitta, a Houston native, is an accomplished businessman and recognized as a world leader in the dining, hospitality, entertainment and gaming industries and is referred by Forbes as "the world's richest restaurateur." Fertitta is the sole owner of Fertitta Entertainment which owns the restaurant giant Landry's, the Golden Nugget Casinos and Hotels and the NBA's Houston Rockets.

Through his restaurant and hospitality company Landry's, Fertitta owns more than 600 properties in 36 states and in over 15 countries. He is also one of the largest employers in the nation with more than 50,000 employees. His restaurants include a signature collection of eateries, as well more than 60 different restaurant brands and award-winning concepts. The Signature Group includes some of the world's premier fine dining concepts, such as Mastro's Steakhouse and Ocean Club, Morton's The Steakhouse, Del Frisco's Double Eagle Steakhouse, Del Frisco's Grille, J. Gilbert's, Palm, The Oceanaire Seafood Room, Vic & Anthony's Steakhouse, Brenner's Steakhouse, Grotto, La Griglia and Willie G's, while the multi-unit restaurant brands include such well known favorites as Chart House, Landry's Seafood House, Rainforest Cafe, Saltgrass Steak House, Bubba Gump Shrimp Co., Houlihan's Restaurant & Bar, Mitchell's Fish Market, Dos Caminos, Bill's Bar & Burger, Joe's Crab Shack and McCormick & Schmick's. Fertitta also owns Restaurant's Unlimited with 13 popular concepts including Portland City Grill, Kincaid's, Simon and Seaford's, and Henry's Tavern. Fertitta also owns Catch Hospitality which has become a nationwide phenomenon with popular locations in Los Angeles, New York, Aspen and Las Vegas.

He also owns and operates hospitality and entertainment venues, including the iconic Golden Nugget Casino and Hotel brand, with five locations throughout the United States, including Las Vegas and Laughlin, Nevada; Atlantic City, New Jersey; Biloxi, Mississippi and Lake Charles, Louisiana. Fertitta also launched into the online internet gaming world in the state of New Jersey with GoldenNuggetCasino.com and has been recognized as the top iGaming operator in the country, receiving the top iGaming operator of the year award for the past four years and is rapidly expanding into other states across the US. He just recently merged Golden Nugget Online Gaming into DraftKings and will be one of the DraftKings largest shareholders. In the Houston/Galveston area, he owns the award-winning San Luis Resort, The Westin Houston Downtown and several other award-winning regional hotels. In March 2018, Fertitta opened Texas's only Forbes Five-Star Hotel and Spa, The Post Oak Hotel at Uptown Houston; the city's newest ultra-modern, luxury destination. His entertainment destinations include the Galveston Island Historic Pleasure Pier, The Kemah Boardwalk, Downtown Aquarium Denver and Houston and Tower of The Americas in San Antonio which are all featured on the Forbes, Travel Channel and USA Today's top five lists of attractions.

Fertitta purchased the NBA's Houston Rockets for a record \$2.2 Billion and is the sole owner of the team. During the first year as an NBA owner, the Houston Rockets advanced to the Western Conference Finals, set a record for the Most Wins in Franchise History. An influential business figure, Fertitta starred in his own reality TV show on CNBC called Billion Dollar Buyer. Fertitta first debuted on the Forbes 400 list in 2012 and is frequently featured in the nation's top financial and industry publications. He is also a frequent guest of prominent national business and sports programs on networks like CNBC, MSNBC, Bloomberg, ESPN and Fox. He is considered one of the foremost authorities in the restaurant, gaming, entertainment and hospitality industries and released his first business book "Shut up and Listen" with HarperCollins Publishing in September 2019, which skyrocketed to New York Times, Wall Street Journal, USA Today and Publishers Weekly best sellers lists, as well as being listed as the #1 Business Book for new releases on Amazon within the first week.

Fertitta's many personal honors include -Entrepreneur of the Year Award from Ernst & Young and induction into the Texas Business Hall of Fame and induction into the Texas Business Hall of Fame as the second youngest inductee, Amusement Today's Person of the Year, Casino Journal's Executive of the Year and is one of Restaurant News' top executives almost yearly. In honor of his contributions to the travel and tourism industry in Texas, Fertitta was the recipient of the Texas Travel Industry Association's Heritage Award, Restaurateur of the Year by the Greater Houston Restaurant Association and named Executive of the Year by the Houston Sports Authority.

Fertitta believes in the importance of giving back to the community and devotes a substantial amount of time to civic service and charitable organizations. He is currently serving his sixth year as Chairman of the Board of Regents - University of Houston. In May 2022, Fertitta pledged \$50 million to the University of Houston College of Medicine naming the school the Tilman J. Fertitta Family College of Medicine, bringing a new era of innovation and equitable health care to Houstonians and residents throughout Texas. In 2016, Fertitta contributed \$20 million dollars to fund the University of Houston Basketball team's arena to be named "Fertitta Center," which opened in December 2018 and in 2021, the University of Houston's Cougars Men's Basketball Team advanced to the Final Four. Additionally, he serves as Chairman of the Board - Houston Children's Charity and Chairman of the Board - Houston Police Foundation. As a long-time supporter of the Houston Police Department, Fertitta donated \$2.5 million in 2019 to build The Tilman Fertitta Family Tactical Training Center helping the city's officers and recruits with state-of-the-art technology and realistic, scenario-based training. He is on the Executive Committee of the Houston Livestock Show and Rodeo, which is one of the nation's largest charitable organizations.





**KEEPING FANS  
CONNECTED TO THE  
GAME THEY LOVE.**

AT&T is a Proud Sponsor of the Houston Rockets



# Basketball Operations



Basketball Operations

# Basketball Operations

## Stephen Silas

### Head Coach

Stephen Silas was named the 14th head coach in Houston Rockets history on Nov. 1, 2020 following 19 seasons as an assistant coach. His first stint as an assistant came with the original Charlotte Hornets in 2000-01. At the time, Silas was the youngest assistant coach in the league at 27.

In 2021-22, the Rockets entered the season with five players 19 or younger. Houston won seven in a row from Nov. 24 through Dec. 8 after losing 15 straight prior. According to the Elias Sports Bureau, that was the longest winning streak across the four major sports by a team which lost at least 15 games immediately prior. The Rockets finished with a 20-62 mark but were 9-11 in games in which Silas had his preferred starting lineup of Eric Gordon, Jalen Green, Kevin Porter Jr., Jae'Sean Tate, and Christian Wood available.

Houston posted a 17-55 mark in 2020-21, with Silas using 43 different starting lineups while using an NBA record 30 players. Prior to losing starting center Christian Wood for 17 games from Feb. 6 through March 16 with an ankle injury, the Rockets had won seven of eight games and were 11-10. For the season, Houston had players miss a total of 377 games.

When Silas joined Rick Carlisle's staff in Dallas in 2018-19, he was tasked with helping improve their offense. In 2019-20, Dallas recorded the highest offensive rating in NBA history. Prior to joining Dallas, Silas spent eight seasons with Charlotte, including as their associate head coach in 2017-18. As a member of Steve Clifford's staff in 2015-16, Silas helped the Hornets post their highest win total over the past 18 seasons.

Silas spent four-and-a-half seasons as an assistant Coach with Golden State from 2006-10 and worked with Hall of Fame coach and offensive guru Don Nelson. In the First Round of the 2007 playoffs, the eighth-seeded Warriors upended the first-seeded Mavericks, who posted a league-best 67 wins. Silas was also on Golden State's staff during Stephen Curry's first season and a half in the NBA.

After graduating from Brown University in 1996, where he played four seasons for the Bears basketball team, Silas spent three years as the assistant director of the National Basketball Retired Players Association. He then became a scout with Charlotte in 1999 before eventually joining his father Paul Silas' coaching staff with the Hornets. In 2003-04 Paul became head coach of Cleveland with Stephen serving as an assistant coach for two seasons, coinciding with the start of LeBron James' career.



## NBA Coaching Career

Season	Team	Role	Head Coach	Record	Playoffs
1999-00	Charlotte	Scout			
2000-01	Charlotte	Assistant Coach	Paul Silas	46-36	Semifinals
2001-02	Charlotte	Assistant Coach	Paul Silas	44-38	Semifinals
2002-03	New Orleans	Assistant Coach	Paul Silas	47-35	First Round
2003-04	Cleveland	Assistant Coach	Paul Silas	35-47	
2004-05	Cleveland	Assistant Coach	Paul Silas	34-30	
2005-06	Washington	Scout			
2006-07	Golden State	Assistant Coach	Don Nelson	42-40	Semifinals
2007-08	Golden State	Assistant Coach	Don Nelson	48-34	
2008-09	Golden State	Assistant Coach	Don Nelson	29-53	
2009-10	Golden State	Assistant Coach	Don Nelson	26-56	
2010-11	Golden State	Assistant Coach	Keith Smart	10-18	
2010-11	Charlotte	Assistant Coach	Paul Silas	25-29	
2011-12	Charlotte	Assistant Coach	Paul Silas	7-59	
2012-13	Charlotte	Assistant Coach	Mike Dunlap	21-61	
2013-14	Charlotte	Assistant Coach	Steve Clifford	43-39	First Round
2014-15	Charlotte	Assistant Coach	Steve Clifford	33-49	
2015-16	Charlotte	Assistant Coach	Steve Clifford	48-34	First Round
2016-17	Charlotte	Assistant Coach	Steve Clifford	36-46	
2017-18	Charlotte	Associate Head Coach	Steve Clifford	36-46	
2018-19	Dallas	Assistant Coach	Rick Carlisle	33-49	
2019-20	Dallas	Assistant Coach	Rick Carlisle	43-32	First Round
2020-21	Houston	Head Coach		17-55	
2021-22	Houston	Head Coach		20-62	

# Basketball Operations



**Mahmoud Abdelfattah**



**Mike Batiste**



**Jason Biles**



**Jeremiah Bonsu**



**Matt Bullard**



**Dr. David Crumble**



**Willie Cruz**



**Will Dunn**



**Jake Flancer**



**Antwan Floyd**



**Motoi Fujii**



**Orhun Güngören**



**Jeremy Hassler**



**Chuck Hayes**



**Rick Higgins**



**Lionel Hollins**



**Ross Homan**



**Keith Jones**



**Robbie Keck**



**Scott Kneller**



**Julia Long**



**John Lucas**



**Anthony Nila**



**Jim Paulis**



**Ed Pinckney**



**Marko Radovanovic**



**Jason Roman**



**LJ Rose**



**Travis Stockbridge**



**Rafael Stone**



**Chris Wallace**



**Zuri Williams**



**Eli Witus**



**Cole Zwicker**

### Medical Staff



**Dr. Walter Lowe**  
Orthopedic  
Surgeon



**Dr. James Muntz**  
Physician/  
Internist



**Dr. Rehal Bhojani**  
Physician/  
Internist



**Dr. Rod Foroosan**  
Ophthalmology  
Consultant



**Dr. Bonnie Gregory**  
Surgeon



**Dr. Matt Hiner**  
Dentist



**Dr. Jason James**  
Psychiatrist




**Dr. Felecia Powell-Williams**  
Psychologist

credit karma | 

# It's game time for your finances.

Credit Karma is on your team with free credit scores and helps you find credit cards, personal loans, auto loans, and so much more. Download the free app and see your hard work pay off with Credit Karma.



Loan services offered  
through Credit Karma Offers,  
Inc., NMLS ID# 1628077

# TALK ABOUT CLUTCH PERFORMANCE.



**TOYOTA**

Official Vehicle of the Houston Rockets



## **THE 2023 TUNDRA**

Wherever your next adventure takes you, the ready-for-anything Toyota Tundra will get you there in style. It's built for taking your path.

[toyota.com/tundra](https://toyota.com/tundra)


# Players



Players



# #00 Willie Cauley-Stein



## Personal Info

**Height**

7-0

**Weight**

240

**Birthdate**

8/18/93

**Birthplace**

Spearville, Kansas

**High School**

Olathe Northwest (Olathe, KS)

**Prior to NBA**

Kentucky

**NBA Experience**

7

**Drafted**

2015 (6th overall) by Sacramento

## Career Highs

	Regular Season	Playoffs		Regular Season	Playoffs
<b>PTS</b>	29 vs. Den 2/23/17	6 vs. LAC 5/25/21	<b>OR</b>	6 (6 times)	2 vs. LAC 5/28/21
<b>FGM</b>	14 vs. Den 2/23/17	3 vs. LAC 5/25/21	<b>DR</b>	15 vs. Dal 3/21/19	5 vs. LAC 5/25/21
<b>FGA</b>	22 vs. Den 2/23/17	3 vs. LAC 5/25/21	<b>TR</b>	18 vs. Dal 3/21/19	6 vs. LAC 5/25/21
<b>3FGM</b>	1 (6 times)		<b>AST</b>	7 (2 times)	1 (3 times)
<b>3FGA</b>	2 (2 times)		<b>STL</b>	7 vs. Den 1/6/18	1 (2 times)
<b>FTM</b>	8 (2 times)	3 vs. LAC 5/28/21	<b>BLK</b>	5 (2 times)	2 vs. LAC 5/28/21
<b>FTA</b>	11 (2 times)	3 vs. LAC 5/28/21	<b>MIN</b>	42:23 vs. Was 3/10/17	18:54 vs. LAC 6/4/21

## Career Statistics

### REGULAR SEASON

YEAR	G-S	MIN	FGM-A	PCT	3FGM-A	PCT	FTM-A	PCT	REBOUNDS	AST	PF-D	ST	TO	BLK	TP	RPG	APG	PPG
15-16 Sacramento	66-39	1412	191-339	.563	0-2	.000	81-125	.648	134-218-352	37	146-1	47	46	66	463	5.3	0.6	7.0
16-17 Sacramento	75-21	1421	255-481	.530	0-2	.000	101-151	.669	85-254-339	80	147-1	53	69	44	611	4.5	1.1	8.1
17-18 Sacramento	73-57	2044	388-773	.502	3-12	.250	153-247	.619	131-379-510	172	185-2	77	109	67	932	7.0	2.4	12.8
18-19 Sacramento	81-81	2213	412-741	.556	1-2	.500	140-254	.551	181-497-678	194	227-1	96	84	51	965	8.4	2.4	11.9
19-20 G.S.-Dal.	54-39	1098	175-302	.579	0-1	.000	40-66	.606	84-231-315	70	121-1	49	40	61	390	5.8	1.3	7.2
20-21 Dallas	53-16	906	115-182	.632	1-11	.091	49-78	.628	66-170-236	35	129-3	21	29	43	280	4.5	0.7	5.3
21-22 Dal.-Phi.	20-2	183	16-35	.457	1-2	.500	1-2	.500	13-27-40	10	19-0	6	7	3	34	2.0	0.5	1.7
<b>TOTALS</b>	<b>422-255</b>	<b>9275</b>	<b>1552-2853</b>	<b>.544</b>	<b>6-32</b>	<b>.188</b>	<b>565-923</b>	<b>.612</b>	<b>694-1776-2470</b>	<b>598</b>	<b>974-9</b>	<b>349</b>	<b>384</b>	<b>335</b>	<b>3675</b>	<b>5.9</b>	<b>1.4</b>	<b>8.7</b>

### PLAYOFFS

YEAR	G-S	MIN	FGM-A	PCT	3FGM-A	PCT	FTM-A	PCT	REBOUNDS	AST	PF-D	ST	TO	BLK	TP	RPG	APG	PPG
19-20 Dallas									OPTED OUT OF NBA RESTART IN ORLANDO									
20-21 Dallas	6-0	63	6-9	.667	0-0	---	3-3	1.000	3-13-16	3	8-0	2	3	4	15	2.7	0.5	2.5
<b>TOTALS</b>	<b>6-0</b>	<b>63</b>	<b>6-9</b>	<b>.667</b>	<b>0-0</b>	<b>---</b>	<b>3-3</b>	<b>1.000</b>	<b>3-13-16</b>	<b>3</b>	<b>8-0</b>	<b>2</b>	<b>3</b>	<b>4</b>	<b>15</b>	<b>2.7</b>	<b>0.5</b>	<b>2.5</b>

## Career Transactions

Selected by Sacramento with the sixth overall pick in the 2015 NBA Draft... Signed as a free agent with Golden State on 7/8/19... Traded by Golden State to Dallas in exchange for a second round pick on 1/25/20... Re-signed with Dallas on 12/1/20... Waived by Dallas on 1/16/22... Signed a 10-day contract with Philadelphia on 2/24/22... Signed as a free agent with Houston on 10/9/22.

# #00 Willie Cauley-Stein

## 2021-22 Notes/Career Highlights

- Appeared in a total of 20 games with two starts for Dallas and Philadelphia, averaging 1.7 ppg (45.7% FGs, 1-2 3FGs, 50.0% FTs) and 2.0 rpg in 9.2 mpg.
- Began the season with Dallas prior to being waived on 1/16/22... in 18 games with two starts for the Mavericks, averaged 1.9 ppg (45.7% FGs, 1-2 3FGs, 50.0% FTs) and 2.1 rpg in 9.8 mpg.
- Signed a 10-day contract with Philadelphia on 2/24/22 and appeared in two games for a total of six minutes.
- Has 49 career point/rebound double-doubles.
- Shooting 54.4% from the floor for his career, including 59.0% over the past three seasons.
- Over a span of three seasons from 2017-18 through 2019-20, was the only player in the league to have averaged at least 11.0 ppg, 7.0 rpg, 2.0 apg and 1.00 spg in fewer than 31.0 mpg.

## 2020-21 (Dallas)

- In 53 games with 16 starts, averaged 5.3 ppg (63.2% FGs, 1-11 3FGs, 62.8% FTs) and 4.5 rpg in 17.1 mpg.
- Recorded seven DNP-CD's... missed 12 games (3/19-4/8/21) due to health and safety protocols.
- Scored in double-figures nine times... grabbed 10+ rebounds three times and recorded one double-double.
- **Playoffs 2021:** Appeared in six games during Dallas' First Round series vs. the L.A. Clippers, averaging 2.5 ppg (66.7% FGs, 3-3 FTs) and 2.7 rpg in 10.5 mpg.

## 2019-20 (Golden State/Dallas)

- In a total of 54 games with 39 starts for Golden State and Dallas, averaged 7.2 ppg (57.9% FGs, 0-1 3FGs, 60.6% FTs), 5.8 rpg, 1.3 apg and 1.1 bpg in 20.3 mpg.
- Missed 15 games (2/21-3/2/20, 7/31-8/13/20) due to personal reasons, one (3/10/20) due to illness and an additional two during his trade transition.
- Began the season with Golden State before being traded to Dallas on 1/25/20... in 41 games with 37 starts for the Warriors, averaged 7.9 ppg (56.0% FGs, 61.4% FTs), 6.2 rpg, 1.5 apg, 1.1 spg and 1.2 bpg in 22.9 mpg.
- In 13 games with two starts for Dallas, averaged 5.2 ppg (68.9% FGs, 0-1 3FGs, 55.6% FTs) and 4.6 rpg in 12.1 mpg... opted out of the NBA Restart in Orlando.
- Scored in double-figures 18 times... grabbed 10+ rebounds six times and recorded three double-doubles.
- **Playoffs 2020:** Was not with Dallas during its First Round series vs. the L.A. Clippers.

## 2018-19 (Sacramento)

- In 81 games (all starts), averaged 11.9 ppg (55.6% FGs, 1-2 3FGs, 55.1% FTs), 8.4 rpg, 2.4 apg and 1.2 spg in 27.3 mpg.
- Missed one game (4/5/19) due to personal reasons.
- Scored in double-figures 55 times, including 20+ eight times... grabbed 10+ rebounds 27 times, including 22 double-doubles.

## 2017-18 (Sacramento)

- In 73 games with 58 starts, averaged 12.8 ppg (50.2% FGs, 3-12 3FGs, 61.9% FTs), 7.0 rpg, 2.4 apg and 1.1 spg in 28.0 mpg.
- Missed seven games (12/6-12/10/17, 3/3-3/9/18) with a lower back strain and two (1/28-1/30/18) with a right knee bone contusion.
- Scored in double-figures 48 times, including 20+ 11 times... grabbed 10+ rebounds 13 times and recorded 12 double-doubles.

## 2016-17 (Sacramento)

- In 75 games with 21 starts, averaged 8.1 ppg (53.0% FGs, 66.9% FTs), 4.5 rpg and 1.1 apg in 18.9 mpg.
- Scored in double-figures 28 times, including 20+ twice... grabbed 10+ rebounds 10 times and recorded nine double-doubles.

## 2015-16 (Sacramento)

- In 66 games with 39 starts, averaged 7.0 ppg (56.3% FGs, 64.8% FTs), 5.3 rpg and 1.0 bpg in 21.4 mpg.
- Missed 12 games (12/5-12/30/15) with a right index finger open dislocation suffered vs. Boston on 12/3/15, two games (1/5-1/7/16) with a right middle finger laceration and two games (3/18-3/20/16) due to flu-like symptoms.
- Scored in double-figures 20 times, including 20+ twice... grabbed 10+ rebounds five times and recorded three double-doubles.

## College

- Was an early entry candidate for the 2015 NBA Draft following his junior season at Kentucky.
- For his career, averaged 8.0 ppg (59.3% FGs), 6.2 rpg, 1.1 spg and 2.2 bpg... became the first player in Wildcat history to finish with career totals of at least 500 rebounds, 200 blocks and 100 steals.
- As a junior, was a consensus First Team All-American and SEC Defensive Player of the Year... two-time All-SEC Defensive Team member.
- Helped Kentucky reach the National Championship game as a sophomore and the Final Four and a 38-1 mark as a junior.

## Personal

- Son of Willie Cauley and Marlene Stein... in 2015, changed his full name to Willie Trill Cauley Stein to honor his mother and maternal grandparents Norma and Val Stein... added Trill as a middle name because it was a nickname given to him by friends.
- Also played football in high school... as a wide receiver, caught 57 passes for 1,140 yards and 14 touchdowns in nine games in 2011.
- While at Kentucky, was teammates with numerous future NBA players, including Nerlens Noel, Julius Randle, Karl-Anthony Towns, and Devin Booker.

# #9 Josh Christopher



## Personal Info

### Height

6-5

### Weight

218

### Birthdate

12/8/01

### Birthplace

Carson, CA

### High School

Mayfair (Carson, CA)

### Prior to NBA

Arizona State

### NBA Experience

1

### Drafted

2021 (23rd overall) by Houston

## Career Highs

	Regular Season	Playoffs		Regular Season	Playoffs
<b>PTS</b>	30 vs. Min 4/3/22		<b>OR</b>	4 at Pho 2/16/22	
<b>FGM</b>	11 vs. Min 4/3/22		<b>DR</b>	6 at BKN 4/5/22	
<b>FGA</b>	17 vs. Dal 3/11/22		<b>TR</b>	8 at BKN 4/5/22	
<b>3FGM</b>	4 vs. BKN 12/8/21		<b>AST</b>	7 (2 times)	
<b>3FGA</b>	7 vs. Phi 1/10/22		<b>STL</b>	5 vs. Sac 3/30/22	
<b>FTM</b>	7 (2 times)		<b>BLK</b>	2 (3 times)	
<b>FTA</b>	10 at Cle 12/15/21		<b>MIN</b>	32:55 vs. NY 12/16/21	

## Career Statistics

### REGULAR SEASON

YEAR	G-S	MIN	FGM-A	PCT	3FGM-A	PCT	FTM-A	PCT	REBOUNDS	OFF-DEF-TOT	AST	PF-D	ST	TO	BLK	TP	RPG	APG	PPG
21-22 Houston	74-2	1334	224-500	.448	56-189	.296	83-113	.735	52-134-186	150	97-0	65	114	13	587	2.5	2.0	7.9	

## Career Transactions

Selected by Houston with the 24th overall pick in the 2021 NBA Draft.

# #9 Josh Christopher

## 2021-22 Notes/Career Highlights

- **Summer 2022:** Started three games for Houston at the NBA Summer League in Las Vegas, averaging 19.7 ppg (39.6% FGs, 12.5% 3FGs, 83.3% FTs), 4.3 rpg, 3.0 apg, 1.7 spg and 1.7 bpg in 26.8 mpg.
- In 74 games with two starts for Houston, averaged 7.9 ppg (44.8% FGs, 29.6% 3FGs, 73.5% FTs), 2.5 rpg and 2.0 apg in 18.0 mpg.
- Recorded six DNP-CD's.
- Averaged 15.8 ppg, 5.0 rpg, 4.0 apg and 1.8 spg per 36 minutes played.
- Was one of six players to have averaged at least 7.0 ppg, 2.0 rpg and 2.0 apg in 18.0 or fewer mpg.
- Scored 20+ points five times, all coming from the start of February and all as a reserve... had the third-most 20-point games by a rookie reserve in 2021-22.
- Shot 48.5% from the floor over the final 19 games, up from 43.0% his first 55 games played.
- Hit 2 3FGM 16 times, including 3+ five times.
- Grabbed 3+ rebounds in 19 of the final 26 games after doing so 16 times his first 48 games played.
- Over his final 35 games played, had an assist-to-turnover ratio of 1.58 after having a 1.07 ratio his first 39 games played.
- Ranked third among rookies with 21 games recording 2+ steals... had 5 steals vs. Sacramento on 3/30, tying for the most by a Rockets rookie since Steve Francis.
- Had a career-high 30 points off the bench vs. Minnesota on 4/3/22, becoming the fourth Rockets rookie reserve to have accomplished that feat and the first since Yao Ming on 11/21/02.
- Had 18 points on 7-of-7 shooting (4-4 3FGs) on his 20th birthday vs. Brooklyn on 12/8/21... youngest player to have at least 7 FGM without a miss in a game since Andrew Bynum (19 years, 156 days) on 4/1/07.
- **G League 2021-22:** Was assigned to the Rockets G League affiliate, Rio Grande Valley from 11/24-11/29/21... in three Showcase games, averaged 22.0 ppg (45.5% FGs, 30.0% 3FGs, 90.0% FTs), 6.3 rpg, 5.7 apg, 1.7 spg and 1.0 bpg in 32.9 mpg.
- **Summer 2021:** Started all five games for Houston in the NBA Summer League in Las Vegas while averaging 16.8 ppg (38.5% FGs, 18.2% 3FGs, 78.3% FTs), 4.2 rpg, 4.2 apg and 1.4 spg in 27.2 mpg.

## College

- Was an early entry candidate for the 2021 NBA Draft following his freshman season at Arizona State.
- Had his season cut short due to a leg injury suffered vs. Oregon on 2/11/21... in 15 games, averaged 14.3 ppg (43.2% FGs, 30.5% 3FGs, 80.0% FTs), 4.7 rpg, 1.4 apg and 1.5 spg.
- Was the second-leading freshman scorer in the Pac-12 at the time of his injury.
- Was one of four freshman in 2020-21 to have averaged at least 14.0 ppg, 4.0 rpg, 1.0 apg and 1.40 spg, joining Cade Cunningham, Jalen Suggs, and Rayshon Harrison from Presbyterian College.
- Scored a season-high 28 points in his second career game against Villanova... posted a double-double with 22 points and 11 rebounds vs. UCLA, which went onto advance to the Final Four.

## Personal

- Averaged 29.4 points and 11.2 rebounds as a senior at Mayfair High School in California and was a McDonald's All-American.
- Ranked as the No. 11 prospect in the Class of 2020 by ESPN.
- Named to the US Junior Select Team for the 2020 Nike Hoops Summit.
- Brother, Patrick, played in the G League and briefly for the Utah Jazz during the 2014-15 season.
- Has his own clothing products sold online at thegupstore.com and collaborated with the Rockets on a clothing capsule which was sold at the Rockets Team Shop in October of 2022.

# #17 Tari Eason



## Personal Info

### Height

6-8

### Weight

217

### Birthdate

5/10/01

### Birthplace

Portsmouth, VA

### High School

Garfield (Seattle, WA)

### Prior to NBA

LSU

### NBA Experience

Rookie

### Drafted

2022 (17th overall) by Houston

## Career Transactions

Selected by Houston with the 17th overall pick in the 2022 NBA Draft.

## Notes/Career Highlights

### 2021-22 Notes/Career Highlights

- **Summer 2022:** Started all five games for Houston at the NBA Summer League in Las Vegas, while averaging 17.2 ppg (44.7% FGs, 33.3% 3FGs, 78.6% FTs), 10.4 rpg, 1.6 apg, 1.8 spg and 1.0 bpg in 27.4 mpg... named All-Summer League First Team.

### College

- Was an early entry candidate for the 2022 NBA Draft following his sophomore season at Louisiana State... spent his freshman season at Cincinnati.
- As a sophomore, averaged 16.9 ppg, 6.6 rpg, 1.9 spg and 1.1 bpg while shooting 52.1% from the floor and 80.3% from the line.
- Increased his scoring average from 7.3 ppg (46.2% FGs, 24.1% 3FGs, 57.4% FTs) as a freshman to 16.9 ppg (52.1% FGs, 35.9% 3FGs, 80.3% FTs) as a sophomore.
- Became the first player in SEC history to be named Sixth Man of the Year while also earning All-SEC First Team honors... also earned AP Honorable Mention All-American honors.
- Over the final 17 games of 2021-22, averaged 18.4 ppg while shooting 42.9% from 3-point range.
- In 2021-22, was one of four players to have averaged at least 16.0 ppg, 6.0 rpg, 1.50 spg and 1.00 bpg.
- Last season, was one of four freshmen or sophomores to have averaged at least 15.0 ppg while shooting 50.0% or better from the floor and 80.0% or better from the line.
- Hit 28 3-pointers as a sophomore after having 7 3FGM as a freshman.
- Recorded seven point/rebound double-doubles.
- Recorded multiple steals in 20 of his 33 games played and was one of 10 semifinalist for the Naismith Defensive Player of the Year Award.

### Personal

- Mother is Teroya Eason... has three brothers: Tega, Angel, Avante.
- Attended Garfield High School in Seattle as a freshman and sophomore... transferred to Federal Way High School his junior season before returning to Garfield as a senior... was coached by former NBA All-Star Brandon Roy at Garfield.
- Had 21 points and 14 rebounds to help Garfield win the 3A Washington State championship as a senior, defeating O'Dea High School and Paolo Banchemo.

# #14 Derrick Favors



## Personal Info

### Height

6-10

### Weight

265

### Birthdate

7/15/91

### Birthplace

Atlanta, GA

### High School

South Atlanta (Atlanta, GA)

### Prior to NBA

Georgia Tech

### NBA Experience

12

### Drafted

2010 (3rd overall) by New Jersey

## Career Highs

	Regular Season	Playoffs		Regular Season	Playoffs
<b>PTS</b>	16 at Phi 2/11/22	20 at OKC 4/18/18	<b>OR</b>	5 (3 times)	8 at OKC 4/18/18
<b>FGM</b>	8 at Phi 2/11/22	8 (2 times)	<b>DR</b>	7 (2 times)	9 vs. SA 5/7/12
<b>FGA</b>	13 at Phi 2/11/22	14 (2 times)	<b>TR</b>	12 at LAL 11/4/21	16 at OKC 4/18/18
<b>3FGM</b>	1 (2 times)	2 at OKC 4/18/18	<b>AST</b>	4 vs. NO 12/15/21	3 (4 times)
<b>3FGA</b>	2 (2 times)	3 at OKC 4/18/18	<b>STL</b>	2 (3 times)	2 (5 times)
<b>FTM</b>	2 (5 times)	8 vs. SA 5/7/12	<b>BLK</b>	3 at Phi 2/11/22	4 vs. Mem 5/23/21
<b>FTA</b>	4 vs. Hou 11/17/21	12 vs. SA 5/7/12	<b>MIN</b>	28:19 at Phi 2/11/22	38:45 vs. OKC 4/27/18

## Career Statistics

### REGULAR SEASON

YEAR	G-S	MIN	FGM-A	PCT	3FGM-A	PCT	FTM-A	PCT	REBOUNDS	OFF-DEF-TOT	AST	PF-D	ST	TO	BLK	TP	RPG	APG	PPG
10-11 N.J.-Utah	78-27	1536	215-416	.517	0-0	---	103-173	.595	171-241-412	39	246-1	29	77	68	533	5.3	0.5	6.8	
11-12 Utah	65-9	1384	222-445	.499	0-0	---	126-194	.649	158-267-425	43	145-1	38	103	65	570	6.5	0.7	8.8	
12-13 Utah	77-8	1787	274-568	.482	0-0	---	179-260	.688	184-362-546	75	247-3	67	129	130	727	7.1	1.0	9.4	
13-14 Utah	73-73	2201	390-747	.522	0-1	.000	190-284	.669	199-438-637	91	236-2	75	129	108	970	8.7	1.2	13.3	
14-15 Utah	74-74	2280	482-918	.525	1-6	.167	222-332	.669	196-411-607	112	210-0	60	121	123	1187	8.2	1.5	16.0	
15-16 Utah	62-59	1983	418-811	.515	0-4	.000	180-254	.709	169-334-503	94	150-0	74	104	91	1016	8.1	1.5	16.4	
16-17 Utah	50-39	1186	203-417	.487	3-10	.300	67-109	.615	92-213-305	56	103-0	45	60	40	476	6.1	1.1	9.5	
17-18 Utah	77-77	2154	395-702	.563	14-63	.222	140-215	.651	198-354-552	102	164-0	54	88	82	944	7.2	1.3	12.3	
18-19 Utah	76-70	1766	363-619	.586	1-78	.218	154-228	.675	207-353-560	89	163-0	56	84	106	897	7.4	1.2	11.8	
19-20 New Orleans	51-49	1243	209-339	.617	1-7	.143	40-71	.563	163-338-501	81	107-0	30	55	46	459	9.8	1.6	9.0	
20-21 Utah	68-0	1039	155-243	.638	0-2	.000	59-80	.738	138-238-376	44	143-0	32	36	68	369	5.5	0.6	5.4	
21-22 Oklahoma City	39-18	653	94-182	.516	2-16	.125	16-25	.640	58-126-184	25	62-0	17	9	12	206	4.7	0.6	5.3	
<b>TOTALS</b>	<b>790-503</b>	<b>19210</b>	<b>3420-6407</b>	<b>.534</b>	<b>38-192</b>	<b>.198</b>	<b>1476-2225</b>	<b>.663</b>	<b>1933-3675-5608</b>	<b>851</b>	<b>1976-7</b>	<b>577</b>	<b>995</b>	<b>939</b>	<b>8354</b>	<b>7.1</b>	<b>1.1</b>	<b>10.6</b>	

### PLAYOFFS

YEAR	G-S	MIN	FGM-A	PCT	3FGM-A	PCT	FTM-A	PCT	REBOUNDS	OFF-DEF-TOT	AST	PF-D	ST	TO	BLK	TP	RPG	APG	PPG
11-12 Utah	4-1	116	15-36	.417	0-0	---	17-29	.586	14-24-38	2	11-0	5	5	6	47	9.5	0.5	11.8	
16-17 Utah	11-2	225	36-62	.581	0-0	---	11-23	.478	15-45-60	10	25-1	8	4	6	83	5.5	0.9	7.5	
17-18 Utah	11-9	286	42-88	.618	2-5	.400	16-33	.485	20-37-57	13	17-0	8	10	11	102	5.2	1.2	9.3	
18-19 Utah	5-2	103	23-36	.639	0-3	.000	13-19	.684	15-22-37	4	12-0	4	5	9	59	7.4	0.8	11.8	
20-21 Utah	11-0	145	16-23	.696	0-0	---	5-9	.556	19-27-46	3	25-0	2	6	10	37	4.2	0.3	3.4	
<b>TOTALS</b>	<b>42-14</b>	<b>875</b>	<b>132-225</b>	<b>.587</b>	<b>2-8</b>	<b>.250</b>	<b>62-113</b>	<b>.549</b>	<b>83-155-238</b>	<b>32</b>	<b>90-1</b>	<b>27</b>	<b>30</b>	<b>42</b>	<b>328</b>	<b>5.7</b>	<b>0.8</b>	<b>7.8</b>	

## Career Transactions

Selected by New Jersey with the third overall pick in the 2010 NBA Draft... Traded by New Jersey to Utah along with Devin Harris, two future first round picks and cash considerations in exchange for Deron Williams on 2/23/11... Re-signed with Utah on 10/19/13 and on 7/6/18... Traded by Utah to New Orleans in exchange for two future second round picks on 7/7/19... Signed as a free agent with Utah on 11/24/20... Traded by Utah to Oklahoma City along with a future draft pick in exchange for a future second round pick and cash considerations on 7/30/21... Traded by Oklahoma City to Houston as part of an 8-player deal on 9/30/22.

# #14 Derrick Favors

## 2021-22 Notes/Career Highlights

- In 39 games with 18 starts for Oklahoma City, averaged 5.3 ppg (51.6% FGs, 12.5% 3FGs, 64.0% FTs) and 4.7 rpg in 16.7 mpg.
- Missed four games (10/26/21, 11/15/21, 11/19/21, 12/23/21) for rest, four games (11/29-12/2/21) due to illness, one game (12/28/21) due to health & safety protocols, and 26 games (1/5-1/7/22, 1/28/22; 3/2-4/10/22) with lower back soreness.
- Did not appear in any of the final 23 games (final game played was on 2/24/22).
- Scored in double-figures six times and recorded one double-double (10 points and 12 rebounds at the Lakers on 11/4/21).
- Played 20+ minutes 10 times while averaging 9.3 ppg (62.3% FGs) and 7.2 rpg (2.4 orpg) in 23.1 mpg in those games.
- Over the past two seasons, joined JaVale McGee as the only players with at least 85 games played to have averaged at least 5.0 ppg and 5.0 rpg in fewer than 16.0 mpg.
- Shot 59.4% from the floor over the past four seasons.
- While playing for Utah over a span of six seasons from 2013-14 through 2018-19, averaged 13.3 ppg, 7.7 rpg and 1.3 bpg.

## 2020-21 (Utah)

- In 68 games, averaged 5.4 ppg (63.8% FGs, 0-2 3FGs, 73.8% FTs) and 5.5 rpg in 15.3 mpg.
- Missed two games (1/27-1/29/21) with low back soreness and two games (4/16-4/17/21) with right knee soreness.
- Scored in double-figures seven times... grabbed 10+ rebounds four times with one double-double.
- **Playoffs 2021:** Appeared in all 11 games of Utah's run to the Semifinals, averaging 3.4 ppg (69.6% FGs, 55.6% FTs) and 4.3 rpg in 13.2 mpg... had 12 points and 11 rebounds in Game 1 of the First Round series vs. Memphis.

## 2019-20 (New Orleans)

- In 51 games with 49 starts, averaged 9.0 ppg (61.7% FGs, 1-7 3FGs, 56.3% FTs), 9.8 rpg and 1.6 apg in 24.4 mpg.
- Scored in double-figures 22 times, including 20+ three times.
- Grabbed 10+ rebounds 29 times while recording 18 double-doubles.
- Had 20 points and 20 rebounds (9 offensive) vs. the Clippers on 11/14/19.
- Made 22 consecutive field goal attempts during a span from 1/16-1/23/20.

## 2018-19 (Utah)

- In 76 games with 70 starts, averaged 11.8 ppg (58.6% FGs, 21.8% 3FGs, 67.5% FTs), 7.4 rpg, 1.2 apg and 1.4 bpg in 23.2 mpg.
- Scored in double-figures 54 times, including 20+ seven times.
- Grabbed 10+ rebounds 19 times while recording 15 double-doubles.
- **Playoffs 2019:** Appeared in all five games with two starts during Utah's First Round series vs. Houston, averaging 11.8 ppg (63.9% FGs, 0-3 3FGs, 68.4% FTs), 7.4 rpg and 1.8 bpg in 20.6 mpg... scored in double-figures in each of the first four games and recorded two double-doubles.

## 2017-18 (Utah)

- In 77 games (all starts), averaged 12.3 ppg (56.3% FGs, 22.2% 3FGs, 65.1% FTs), 7.2 rpg, 1.3 apg and 1.1 bpg in 28.0 mpg.
- Scored in double-figures 52 times, including 20+ six times.
- Grabbed 10+ rebounds 19 times while recording 15 double-doubles.
- **Playoffs 2018:** Appeared in all 11 games with nine starts during Utah's run to the Semifinals, averaging 9.3 ppg (61.8% FGs, 2-5 3FGs, 48.5% FTs), 5.2 rpg, 1.2 apg and 1.0 bpg in 26.0 mpg... had 20 points and 16 rebounds (8 offensive) in Game 2 of the First Round series vs. Oklahoma City.

## 2016-17 (Utah)

- In 50 games with 39 starts, averaged 9.5 ppg (48.7% FGs, 3-10 3FGs, 61.5% FTs), 6.1 rpg and 1.1 apg in 23.7 mpg.
- Scored in double-figures 20 times, including 20+ once.
- Grabbed 10+ rebounds nine times while recording six double-doubles.
- **Playoffs 2017:** Appeared in all 11 games with two starts during Utah's run to the Semifinals, averaging 7.5 ppg (58.1% FGs, 47.8% FTs) and 5.5 rpg in 20.5 mpg... recorded one double-double.

## 2015-16 (Utah)

- In 62 games with 59 starts, averaged 16.4 ppg (51.5% FGs, 0-4 3FGs, 70.9% FTs), 8.1 rpg, 1.5 apg, 1.2 spg and 1.5 bpg in 32.0 mpg.
- Scored in double-figures 56 times, including 20+ 17 times and 35 points vs. Indiana on 12/5/15.
- Grabbed 10+ rebounds 20 times while recording 19 double-doubles.
- Was one of five players to have averaged at least 16.0 ppg, 8.0 rpg, 1.0 apg, 1.00 spg and 1.00 bpg (DeMarcus Cousins, Anthony Davis, Kevin Durant, Paul Millsap).

## 2014-15 (Utah)

- In 74 games (all starts), averaged 16.0 ppg (52.5% FGs, 1-6 3FGs, 66.9% FTs), 8.2 rpg, 1.5 apg and 1.7 bpg in 30.8 mpg.
- Scored in double-figures 64 times, including 20+ 22 times and 32 vs. Phoenix on 11/1/14.
- Grabbed 10+ rebounds 26 times while recording 23 double-doubles.

## 2013-14 (Utah)

- In 73 games (all starts), averaged 13.3 ppg (52.2% FGs, 0-1 3FGs, 66.9% FTs), 8.7 rpg, 1.2 apg, 1.0 spg and 1.5 bpg in 30.2 mpg.
- Scored in double-figures 55 times, including 20+ 10 times.
- Grabbed 10+ rebounds 28 times while recording 25 double-doubles.

# #14 Derrick Favors

## 2012-13 (Utah)

---

- In 77 games with eight starts, averaged 9.4 ppg (48.2% FGs, 0-5 3FGs, 68.8% FTs), 7.1 rpg, 1.0 apg and 1.7 bpg in 23.3 mpg.
- Scored in double-figures 34 times, including 20+ once.
- Grabbed 10+ rebounds 17 times while recording nine double-doubles.

## 2011-12 (Utah)

---

- In 65 games with nine starts, averaged 8.8 ppg (49.9% FGs, 64.9% FTs), 6.5 rpg and 1.0 bpg in 21.2 mpg.
- Scored in double-figures 26 times, including 20+ twice.
- Grabbed 10+ rebounds 17 times while recording 13 double-doubles.
- **Playoffs 2012:** Appeared in all four games with one start during Utah's First Round series vs. San Antonio, while averaging 11.8 ppg (41.7% FGs, 58.6% FTs), 9.5 rpg, 1.3 spg and 1.5 bpg in 29.0 mpg... recorded a double-double in each of the final two games of the series.

## 2010-11 (New Jersey/Utah)

---

- In 78 games with 27 starts, averaged 6.8 ppg (51.7% FGs, 59.5% FTs) and 5.3 rpg in 19.7 mpg.
- Scored in double-figures 20 times... grabbed 10+ rebounds seven times while recording four double-doubles.
- Played in the BBVA Rising Stars Challenge held during All-Star Weekend.

## College

---

- Was an early entry candidate for the 2010 NBA Draft following his freshman season at Georgia Tech.
- Averaged 12.4 ppg (61.1% FGs), 8.4 rpg and 2.1 bpg... named ACC Rookie of the Year.

## Personal

---

- Son of Deandra Favors... has an older sister, Tiffany, and a younger brother, Brandon.
- Has three children: Sanaa, Serenitee, and DJ.
- Started playing basketball at the age of 10 after watching Kobe Bryant in a game.
- Is a comic book enthusiast.
- Was MVP of both the McDonald's All-American Game and the Jordan Brand Classic prior to being named the No. 1 prospect in the nation by Scout.com and No. 2 by ESPN.



# #20 Bruno Fernando



## Personal Info

<b>Height</b>	<b>High School</b>
6-10	Montverde Academy (Montverde, FL)
<b>Weight</b>	<b>Prior to NBA</b>
246	Maryland
<b>Birthdate</b>	<b>NBA Experience</b>
8/15/98	3
<b>Birthplace</b>	<b>Drafted</b>
Luanda, Angola	2019 (34th overall) by Philadelphia

## Career Highs

	Regular Season	Playoffs		Regular Season	Playoffs
<b>PTS</b>	17 vs. Sac 3/30/22	4 at Mil 6/25/21	<b>OR</b>	6 vs. LAC 1/22/20	1 vs. Phi 6/11/21
<b>FGM</b>	8 vs. Dal 3/11/22	1 (2 times)	<b>DR</b>	10 (2 times)	
<b>FGA</b>	10 vs. Hou 5/16/21	1 (3 times)	<b>TR</b>	12 vs. Was 1/26/20	1 vs. Phi 6/11/21
<b>3FGM</b>	1 (6 times)		<b>AST</b>	3 (5 times)	
<b>3FGA</b>	3 at Phi 2/24/20		<b>STL</b>	2 (5 times)	
<b>FTM</b>	5 vs. Sac 3/30/22	2 at Mil 6/25/21	<b>BLK</b>	3 vs. Sac 4/1/22	
<b>FTA</b>	6 vs. Sac 3/30/22	2 at Mil 6/25/21	<b>MIN</b>	22:59 vs. Mem 3/2/20	6:41 at Mil 6/25/21

## Career Statistics

### REGULAR SEASON

YEAR	G-S	MIN	FGM-A	PCT	3FGM-A	PCT	FTM-A	PCT	REBOUNDS OFF-DEF-TOT	AST	PF-D	ST	TO	BLK	TP	RPG	APG	PPG
19-20 Atlanta	56-13	713	103-199	.518	5-37	.135	29-51	.569	67-131-198	49	107-0	18	42	17	240	3.5	0.9	4.3
20-21 Atlanta	33-0	226	18-44	.409	0-2	.000	15-22	.682	16-62-78	10	23-0	4	21	3	51	2.4	0.3	1.5
21-22 Bos.-Hou.	30-0	153	36-55	.655	1-2	.500	15-24	.625	18-37-55	7	24-0	1	14	11	88	1.8	0.2	2.9
<b>TOTALS</b>	<b>119-13</b>	<b>1091</b>	<b>157-298</b>	<b>.527</b>	<b>6-41</b>	<b>.146</b>	<b>59-97</b>	<b>.608</b>	<b>101-230-331</b>	<b>66</b>	<b>154-0</b>	<b>23</b>	<b>77</b>	<b>31</b>	<b>379</b>	<b>2.8</b>	<b>0.6</b>	<b>3.2</b>

### PLAYOFFS

YEAR	G-S	MIN	FGM-A	PCT	3FGM-A	PCT	FTM-A	PCT	REBOUNDS OFF-DEF-TOT	AST	PF-D	ST	TO	BLK	TP	RPG	APG	PPG
20-21 Atlanta	6-0	12	2-3	.667	0-0	---	2-2	1.000	1-0-1	0	0-0	0	0	0	6	0.2	0.0	1.0

## Career Transactions

Selected by Philadelphia with the 34th overall pick in the 2019 NBA Draft... Rights were traded by Philadelphia to Atlanta in exchange for the rights to Jordan Bone and two future second round picks on 7/6/19... Traded by Atlanta to Boston as part of three-team trade with Sacramento on 8/7/21... Traded by Boston to Houston along with Dennis Schröder and Enes Freedom in exchange for Daniel Theis on 2/10/22... Re-signed with Houston on 7/26/22 and signed a multi-year contract on 10/3/22.

# #20 Bruno Fernando

## 2021-22 Notes/Career Highlights

---

- **Summer 2022:** Averaged 11.3 ppg and 6.3 rpg for Angola in the 2023 FIBA Basketball World Cup African Qualifiers.
- In 30 games for Boston and Houston, averaged 2.9 ppg (65.5% FGs, 1-2 3FGs, 62.5% FTs) and 1.8 rpg in 5.1 mpg.
- In 20 games for Boston, played a total of 58 minutes while recording 19 points (7-14 FGs, 1-1 3FGs, 4-5 FTs), 15 rebounds, 4 assists and 3 blocks.
- Missed four games (12/7-12/13/21) with the Celtics with low back spasms and four games (12/25-12/31/21) due to health & safety protocols.
- In 10 games as a Rocket, averaging 6.9 ppg (70.7% FGs, 0-1 3FGs, 57.9% FTs) and 4.0 rpg in 9.4 mpg.
- Recorded 16 DNP-CD's for Houston.
- Scored in double-figures in four of his 10 games played as a Rocket.
- Had two double-doubles as a Rocket after recording one prior in his career.
- Shot 8-of-8 from the floor vs. Dallas on 3/11/22.
- **G League 2021-22:** Appeared in seven games while assigned to the Celtics G League affiliate Maine... averaged 10.9 ppg (66.7% FGs, 46.7% FTs), 8.4 rpg, 2.4 apg and 1.3 bpg in 20.6 mpg.

## 2020-21 (Atlanta)

---

- In 33 games, averaged 1.5 ppg (40.9% FGs, 0-2 3FGs, 56.9% FTs) and 2.4 rpg in 6.8 mpg.
- Had a season-high 10 points vs. Houston on 5/16/21... grabbed a season-best 10 rebounds at Memphis on 12/26/20.
- **Playoffs 2021:** Appeared in six games for a total of 12 minutes during Atlanta's run to the Conference Finals.

## 2019-20 (Atlanta)

---

- In 56 games with 13 starts, averaged 4.3 ppg (51.8% FGs, 13.5% 3FGs, 56.9% FTs) and 3.5 rpg in 12.7 mpg.
- Scored in double-figures nine times and recorded his first double-double with 14 points and 12 rebounds vs. Washington on 1/26/20.
- Played 19+ minutes seven times and scored in double-figures in five of those games.
- **G League 2020-21:** Appeared in two games while assigned to College Park... averaged 10.0 ppg (55.6% FGs, 0-2 3FGs, 0-1 FTs), 4.0 rpg, 3.5 apg, 2.5 bpg and 1.0 spg in 23.5 mpg.

## College

---

- Was an early entry candidate for the 2019 NBA Draft following his sophomore season at Maryland.
- For his career, averaged 12.0 ppg (59.5% FGs), 8.7 rpg and 1.6 bpg.
- Named First Team All-Big Ten and All-BIG Defensive team in his final season.

## Personal

---

- Son of Bernardo Fernando and Natalia David... one of eight children; has four brothers and three sisters.
- Born in Angola but attended high school at Montverde Academy in Florida... also spent a season at IMG Academy before committing to Maryland.
- Averaged 11.3 ppg and 6.3 rpg for Angola in the 2023 FIBA Basketball World Cup 2023 African Qualifiers.
- Led Angola to the 2016 FIBA Africa U-18 Championship... also played in the 2014 FIBA U-17 World Championship in Dubai.
- Made his debut for the Angolan senior men's national team at the 2016 Rio Olympics qualifying tournament.

# #16 Usman Garuba



## Personal Info

<b>Height</b>	6-8	<b>Prior to NBA</b>	Real Madrid (Spain)
<b>Weight</b>	253	<b>NBA Experience</b>	1
<b>Birthdate</b>	3/9/02	<b>Drafted</b>	2021 (23rd overall) by Houston
<b>Birthplace</b>	Madrid, Spain		

## Career Highs

	Regular Season	Playoffs		Regular Season	Playoffs
<b>PTS</b>	8 vs. Sac 3/30/22		<b>OR</b>	4 vs. Sac 4/1/22	
<b>FGM</b>	3 (2 times)		<b>DR</b>	10 vs. Sac 4/1/22	
<b>FGA</b>	5 vs. Sac 3/30/22		<b>TR</b>	14 vs. Sac 4/1/22	
<b>3FGM</b>	1 (5 times)		<b>AST</b>	3 (2 times)	
<b>3FGA</b>	2 (6 times)		<b>STL</b>	2 (3 times)	
<b>FTM</b>	2 (2 times)		<b>BLK</b>	2 (2 times)	
<b>FTA</b>	2 (3 times)		<b>MIN</b>	29:36 vs. Sac 4/1/22	

## Career Statistics

REGULAR SEASON				REBOUNDS														
YEAR	G-S	MIN	FGM-A	PCT	3FGM-A	PCT	FTM-A	PCT	OFF-DEF-TOT	AST	PF-D	ST	TO	BLK	TP	RPG	APG	PPG
21-22 Houston	24-2	240	19-44	.432	5-20	.250	5-7	.714	21-62-83	17	28-0	10	6	11	48	3.5	0.7	2.0

## Career Transactions

Selected by Houston with the 23rd overall pick in the 2021 NBA Draft.

# #16 Usman Garuba

## 2021-22 Notes/Career Highlights

---

- **Summer 2022:** Helped Spain win the FIBA EuroBasket Championship, while averaging 4.7 ppg (60.9% FGs, 1-6 3FGs, 78.6% FTs), 5.0 rpg and 2.6 apg.
- In 24 games with two starts for Houston, averaged 2.0 ppg (43.2% FGs, 25.0% 3FGs, 71.4% FTs) and 3.5 rpg in 10.0 mpg.
- Recorded 15 DNP-CD's... missed six games (11/29-12/8/21) with a right thigh contusion, four games (1/3-1/9/22) due to health & safety protocols, 19 games (1/25-3/9/22) with a left wrist fracture suffered while assigned to the G League and three games (3/18-3/21/22) with a left ankle sprain.
- Averaged 7.2 ppg, 12.5 rpg, 2.6 apg, 1.5 spg and 1.7 bpg per 36 minutes played.
- Played in each of the final seven games while averaging 3.7 ppg (52.6% FGs), 6.4 rpg and 1.3 apg in 17.7 mpg after playing in 10 games from 11/17/21-3/26/22.
- Recorded either a steal or a block in 12 of his 24 games played.
- Had 14 rebounds while going scoreless (0-3 FGs) vs. Sacramento on 4/1... dating back to 1975-76, marked second time a rookie had 14+ boards without scoring.
- **G League 2021-22:** Was assigned to the Rockets G League affiliate, Rio Grande Valley three times (11/16-11/29/21; 12/11-12/14/21; 1/14-1/24/22)... in six G League Showcase games, averaged 9.3 ppg (71.5% FGs, 55.6% 3FGs, 33.3% FTs), 9.2 rpg, 1.0 apg and 1.3 spg in 24.1 mpg... in five season games, averaged 9.0 ppg (43.9% FGs, 11.1% 3FGs, 50.0% FTs), 9.6 rpg, 3.0 apg, 1.6 spg and 1.4 bpg in 25.3 mpg.
- **Summer 2021:** In three games with one start for Houston in the NBA Summer League in Las Vegas, averaged 4.0 ppg (33.3% FGs, 0-4 3FGs, 40.0% FTs), 8.0 rpg and 2.7 apg in 18.0 mpg.

## 2020-21 (International)

---

- In 43 games for Real Madrid in Spain's Liga ACB, averaged 5.8 ppg (45.6% FGs, 34.4% 3FGs, 72.1% FTs) and 5.4 rpg in 18.6 mpg... team advanced to the ACB championship game while posting a combined mark of 38-5.
- Also played in 39 Euroleague games for Real Madrid, averaging 3.9 ppg (50.5% FGs, 26.8% 3FGs, 59.5% FTs) and 4.0 rpg in 16.4 mpg.
- Was the recipient of the ACB Best Young Player award along with being named Euroleague Rising Star, which recognizes the top player under the age of 22.
- Became the youngest player in ACB league and postseason play to record a double-double.

## 2019-20 (International)

---

- Appeared in a total of 38 games for Real Madrid in Spain's Liga ACB and Euroleague play, averaging 4.4 ppg (59.1% FGs, 31.6% 3FGs, 53.3% FTs) and 4.4 rpg in 15.0 mpg.
- Made his first start in the ACB at 17 years and six months of age.

## 2018-19 (International)

---

- Primarily played for Real Madrid's reserve team in the Liga EBA... saw action in two games for two ACB games for Real Madrid's main team... made his ACB debut at 16 years and seven months of age.

## 2017-18 (International)

---

- Played for Real Madrid's reserve team in the Liga EBA.

## Personal

---

- Son of Mustapha and Betty... parents were born in Nigeria but moved to Belgium before settling in Spain where he was born.
- Has a younger brother, Sediq, and a younger sister, Uki.
- Is a member of the Spanish senior national team and competed in the 2021 Olympics.
- Won gold medals for Spain at the 2019 FIBA U18 European Championship and the 2016 FIBA U16 European Championship... won silver at the 2018 FIBA U16 European Championship.

# #10 Eric Gordon



## Personal Info

**Height**

6-4

**Weight**

238

**Birthdate**

12/25/88

**Birthplace**

Indianapolis, IN

**High School**

North Central (Indianapolis, IN)

**Prior to NBA**

Indiana

**NBA Experience**

14

**Drafted**

2008 (7th overall) by L.A. Clippers

## Career Highs

	Regular Season	Playoffs		Regular Season	Playoffs
<b>PTS</b>	50 at Uta 1/27/20	30 vs. GS 5/4/19	<b>OR</b>	5 at Phi 12/15/10	3 vs. OKC 8/29/20
<b>FGM</b>	14 at Uta 1/27/20	12 vs. GS 4/25/15	<b>DR</b>	8 (2 times)	6 (2 times)
<b>FGA</b>	22 (2 times)	24 vs. OKC 8/22/20	<b>TR</b>	8 (4 times)	8 at OKC 4/23/17
<b>3FGM</b>	6 (4 times)	7 vs. GS 5/4/19	<b>AST</b>	11 vs. SA 11/1/10	6 vs. GS 5/28/18
<b>3FGA</b>	13 (4 times)	14 vs. GS 5/4/19	<b>STL</b>	5 (4 times)	2 (5 times)
<b>FTM</b>	16 at Uta 1/27/20	9 vs. GS 5/24/18	<b>BLK</b>	3 (6 times)	3 vs. OKC 8/22/20
<b>FTA</b>	20 at Uta 1/27/20	10 vs. GS 5/24/18	<b>MIN</b>	53:12 at Uta 11/6/10	45:15 vs. GS 5/4/19

## Career Statistics

### REGULAR SEASON

YEAR	G-S	MIN	FGM-A	PCT	3FGM-A	PCT	FTM-A	PCT	REBOUNDS	AST	PF-D	ST	TO	BLK	TP	RPG	APG	PPG
08-09 L.A. Clippers	78-65	2677	411-901	.456	131-337	.389	299-350	.854	45-156-201	215	172-3	78	164	35	1252	2.6	2.8	16.1
09-10 L.A. Clippers	62-60	2229	352-784	.449	119-321	.371	222-299	.742	25-135-160	186	96-0	69	144	14	1045	2.6	3.0	16.9
10-11 L.A. Clippers	56-56	2112	427-949	.450	106-291	.364	287-348	.825	45-119-164	244	115-1	71	151	18	1247	2.9	4.4	22.3
11-12 New Orleans	9-9	310	63-140	.450	10-40	.250	49-65	.754	2-23-25	31	20-0	13	24	4	185	2.8	3.4	20.6
12-13 New Orleans	42-40	1264	235-584	.402	56-173	.324	187-222	.842	10-67-77	137	75-1	45	117	8	713	1.8	3.3	17.0
13-14 New Orleans	64-64	2057	356-817	.436	101-258	.391	175-223	.785	30-135-165	208	114-2	74	134	12	988	2.6	3.3	15.4
14-15 New Orleans	61-60	2018	285-694	.411	141-315	.448	107-133	.805	28-131-159	229	145-0	50	122	14	818	2.6	3.8	13.4
15-16 New Orleans	45-44	1481	231-552	.418	113-294	.384	111-125	.888	10-89-99	121	98-0	43	73	14	686	2.2	2.7	15.2
16-17 Houston	75-15	2323	412-1016	.406	246-661	.372	147-175	.840	29-172-201	188	150-0	48	121	41	1217	2.7	2.5	16.2
17-18 Houston	69-30	2154	415-970	.428	218-668	.359	195-241	.809	25-145-170	154	116-0	44	130	27	1243	2.5	2.2	18.0
18-19 Houston	68-53	2158	384-938	.409	216-600	.360	119-152	.783	17-131-148	129	143-1	41	90	27	1103	2.2	1.9	16.2
19-20 Houston	36-15	1016	171-463	.369	96-303	.317	82-107	.766	9-62-71	54	70-0	23	43	13	520	2.0	1.5	14.4
20-21 Houston	27-13	789	159-367	.433	69-210	.329	94-114	.825	8-50-58	71	44-0	14	51	13	481	2.1	2.6	17.8
21-22 Houston	57-46	1670	268-564	.475	124-301	.412	105-135	.778	15-98-113	154	63-0	28	107	18	765	2.0	2.7	13.4
<b>TOTALS</b>	<b>749-570</b>	<b>24259</b>	<b>4169-9739</b>	<b>.428</b>	<b>1746-4712</b>	<b>.371</b>	<b>2179-2689</b>	<b>.810</b>	<b>298-1513-1811</b>	<b>2121</b>	<b>1421-8</b>	<b>641</b>	<b>1471</b>	<b>258</b>	<b>12263</b>	<b>2.4</b>	<b>2.8</b>	<b>16.4</b>

### PLAYOFFS

YEAR	G-S	MIN	FGM-A	PCT	3FGM-A	PCT	FTM-A	PCT	REBOUNDS	AST	PF-D	ST	TO	BLK	TP	RPG	APG	PPG
14-15 New Orleans	4-4	143	28-63	.444	13-32	.406	5-6	.833	2-7-9	15	11-0	2	10	2	74	2.3	3.8	18.5
16-17 Houston	11-2	358	51-121	.421	27-70	.386	13-18	.722	5-38-43	22	20-0	8	14	6	142	3.9	2.0	12.9
17-18 Houston	17-2	549	84-221	.380	43-130	.331	51-61	.836	9-36-45	28	29-0	10	24	8	262	2.6	1.6	15.4
18-19 Houston	11-11	410	67-150	.447	38-95	.400	24-28	.857	5-23-28	14	22-0	7	27	11	196	2.5	1.3	17.8
19-20 Houston	12-12	410	72-176	.409	29-90	.322	35-40	.875	6-26-32	36	26-0	10	24	7	208	2.7	3.0	17.3

## Career Transactions

Selected with the seventh overall pick by the L.A. Clippers in the 2008 NBA Draft... Acquired by New Orleans from the L.A. Clippers along with Al-Farouq Aminu, Chris Kaman and a future first round pick in exchange for Chris Paul and two future second round picks on 12/14/11... Signed as a free agent with Houston on 7/9/16... Signed a contract extension with Houston on 8/31/19.

# #10 Eric Gordon

## 2021-22 Notes/Career Highlights

- In 57 games with 46 starts for Houston, averaged 13.4 ppg (47.5% FGs, 41.2% 3FGs, 77.8% FTs), 2.7 apg and 2.0 rpg in 29.3 mpg.
- Missed one game (11/2/21) with nausea, 17 games with right hamstring soreness (11/7/21; 11/15/21; 12/11/21; 12/15/21; 1/1/22; 1/10/22; 2/17/22; 3/2/22; 3/7/22; 3/26-4/10/22), three games (2/6-2/10/22) with left heel soreness, one game (3/13/22) with right knee tendinitis and three games game (3/16-3/20/22) due to illness.
- Rockets were 13-11 when he scored 15+ points (9-2 w/18+), 6-27 when he scored below 15 and 1-24 when he didn't play.
- Started his final 46 games played after coming off the bench his first 11 games played... since joining Houston in 2016-17, has come off the bench 160 times after starting 398 of his first 417 career GP.
- Averaged 9.9 FGA and only took 15+ shots three times... averaged 13.7 FGA his first five seasons as a Rocket.
- Scored 20+ points nine times, including 30+ twice.
- Shot a career-high 47.5% after shooting 41.0% his five seasons as a Rocket.
- Shot 54.8% from inside-the-arc... shot a career-high 57.3% from inside-the-arc in 2020-21 after shooting 47.5% his first 12 seasons.
- Ranked tied for 13th in 3-point shooting (41.2%) after shooting 32.2% the previous two seasons.
- Hit 2+ 3FGM 39 times, including 3+ 24 times, 4+ eight times.
- Shot 93.3% from the line over his final 20 games played (73.3% first 37 GP).

## 2020-21 (Houston)

- In 27 games with 13 starts for Houston, averaged 17.8 ppg (43.3% FGs, 32.9% 3FGs, 82.5% FTs), 2.6 apg and 2.1 rpg in 29.2 mpg.
- Missed two games due to health & safety protocol (12/26-12/28/20), two games (1/14-1/16/21) with left lower leg tightness, one game (2/8/21) for rest, one game (2/15/21) with right groin soreness, two games (3/1-3/3/21) with left knee soreness, and 37 games (3/12-5/16/21) with a right groin strain.
- Scored 20+ points 14 times, including 30+ once... scored 20+ points in five straight games twice after not doing so since December of 2017.
- Hit 2+ 3FGM 21 times, including 3+ 15 times, 4+ five times and 5+ twice.

## 2019-20 (Houston)

- In 36 games with 15 starts for Houston, averaged 14.4 ppg (36.9% FGs, 31.7% 3FGs, 76.6% FTs), 2.0 rpg and 1.5 apg in 28.2 mpg.
- On 11/13/19, underwent right knee arthroscopy missed 22 games from 11/13-12/28/19... also missed one game with left hamstring soreness (11/6/19), 3 games (1/9/20; 3/7-3/8/20) with right knee soreness, three games (2/9-2/20/20) with a left lower leg contusion, one game (2/26/20) with a right knee contusion and six games with a left ankle sprain (7/31-8/11/20).
- Averaged 16.6 points and 3.0 3FGM on shooting 35.2% from 3-point range in the 21 wins he appeared in compared to 11.5 ppg and 2.1 3FGM on 26.4% shooting in the 15 losses he played in.
- Scored 20+ points six times, including a career-high 50 points at Utah on 1/27/20.
- Hit 2+ 3FGM 24 times, including 3+ 19 times, 4+ 10 times, and 5+ seven times.
- **Playoffs 2020:** Started all 12 games during Houston's run to the Conference Semifinals, averaging 17.3 ppg (40.9% FGs, 32.2% 3FGs, 87.5% FTs), 3.0 apg and 2.7 rpg in 34.2 mpg... Scored 20+ points six times... Hit 3+ 3FGM five times.

## 2018-19 Notes (Houston)

- In 68 games with 53 starts, averaged 16.2 ppg (40.9% FGs, 36.0% 3FGs, 78.3% FTs), 2.2 rpg and 1.9 apg in 31.7 mpg.
- Missed three games with a right adductor strain (11/3-11/8/18), eight games with a right knee contusion (12/31/18-1/14/19), two games with right knee soreness (2/4/19; 2/28/19) and one game for rest (3/20/19)... Played at least 65 games in all three of his seasons as a Rocket (once over his first eight seasons).
- Scored 20+ points 20 times, including 30+ three times.
- Hit 2+ 3FGM 57 times, including 3+ 42 times, 4+ 28 times and 5+ 15 times.
- Over his final 36 games played, averaged 3.7 3FGM on 40.7% shooting after averaging 2.6 3FGM on 30.3% shooting over his first 32 games played.
- **Playoffs 2019:** Started all 11 games for Houston during its run to the Western Conference Semifinals, averaging 17.8 points (44.7% FGs, 40.0% 3FGs, 85.7% FTs), 2.5 rebounds and 1.3 assists in 37.3 minutes per game... Scored 20+ points three times, including a playoff career-high 30 in Game 3 of the Conference Semifinals vs. Golden State... Hit 3+ 3FGM nine times, including 7 in Game 3 of the Conference Finals vs. Golden State.

## 2017-18 Notes (Houston)

- In 69 games with 30 starts, averaged 18.0 points, 2.5 rebounds and 2.2 assists in 31.2 minutes per game while shooting 42.8% from the floor, 35.9% from 3-point range and 80.9% from the line).
- Missed four games due to illness (10/28/17; 2/23-2/26/18), one game with right calf tightness (11/22/17), three games with low back stiffness (2/1-2/3; 2/7/18), one game with a right knee contusion (2/14/18), one game with right knee soreness (3/30/18), and three games with left ankle soreness (4/5-4/7/18; 4/11/18).
- Was runner-up for the Sixth Man of the Year Award.
- In 30 starts, averaged 21.5 points and 3.5 assists (15.3 ppg and 1.3 apg as reserve).
- Scored 20+ points 30 times season (Rockets 22-8 mark), including 30+ five times... Scored 20+ points in five straight games twice in 2017-18, marking his longest streaks since a 10-game span from 1/5-3/2/11.
- Post All-Star break (18 GP), shot 43.5% from 3-point range after shooting 33.4% his first 51 games played.
- Hit 2+ 3FGM 54 times, including 3+ 41 times, 4+ 28 times and 5+ 17 times... Hit 2+ 3FGM in a career-high 15 straight games from 12/18-1/18.
- **Playoffs 2018:** Appeared in all 17 games with two starts for Houston during its run to the Western Conference Finals, averaging 15.4 points, 2.6 rebounds and 1.6 assists in 32.3 minutes per game while shooting 38.0% from the floor, 33.1% from 3-point range and 83.6% from the line... Scored 20+ points four times... Hit 3+ 3FGM nine times, including 6-of-9 in Game 4 of the Western Conference Finals vs. Golden State.

# #10 Eric Gordon

## 2016-17 (Houston)

- In 75 games with 15 starts, averaged 16.2 points, 2.7 rebounds and 2.5 assists in 31.0 minutes per game while shooting 40.6% from the floor, 37.2% from 3-point range and 84.0% from the line.
- Became the first player in franchise history to be named Sixth Man of the Year... Also became the first Rocket to win the 3-point contest during NBA All-Star Weekend in New Orleans.
- Missed two games with a sprained left big toe (1/10-1/11/17) and four games with lower back soreness/tightness (1/25-1/27/17; 2/9-2/11/17)... Also missed one game for rest (4/9/17).
- Scored 20+ points 19 times (Rockets 17-2 mark), including 30+ once.
- Averaged 17.6 points (43.6% FGs, 41.3% 3FGs) in wins compared to 13.4 ppg (34.3% FGs, 28.4% 3FGs) in losses... Rockets were 35-7 when he scored 15+ points.
- Ranked fourth in the NBA with 246 3-pointers made after not having more than 141 in a season prior in his career.
- Hit 206 3FGM as a reserve, breaking the NBA single season record of 179 by Mirza Teletovic in 2015-16.
- Over a 21-game span from 11/27-1/5, averaged 4.6 3FGM on 47.1% shooting ... Hit 3+ 3FGM in 13 consecutive games from 11/25-12/17, which tied for the third-longest streak in NBA history... Hit 4+ 3FGM in seven straight games from 11/25-1/27, which tied for second-longest streak in history.
- Hit 2+ 3FGM 65 times, including 3+ 49 times, 4+ 31 times and 5+ 13 times.
- **Playoffs 2017:** Appeared in all 11 games with two starts for Houston during its run to the Western Conference Semifinals, averaging 12.9 points, 3.9 rebounds and 2.0 assists in 32.6 minutes per game while shooting 42.1% from the floor, 38.6% from 3-point range and 72.2% from the line... Scored 20+ points twice... Hit 3+ 3FGM five times, including 6-of-9 in Game 4 of the Western Conference Semifinals vs. San Antonio.

## 2015-16 (New Orleans)

- In 45 games with 44 starts for New Orleans, averaged 15.2 points, 2.7 assists, 2.2 rebounds and 0.96 steals in 32.9 minutes per game while shooting 41.8% from the floor, 38.4% from 3-point range and 88.8% from the line.
- Suffered a fractured right ring finger vs. Minnesota on 1/19/16 and missed the next 16 games... Re-fractured the finger vs. Utah on 3/5/16 and missed the final 21 games of the season.
- Scored 20+ points 13 times, including 30+ twice.
- Hit 2+ 3FGM 29 times, including 3+ 21 times, and 4+ 15 times.

## 2014-15 (New Orleans)

- In 61 games with 60 starts, averaged 13.4 points, 3.8 assists and 2.6 rebounds in 33.1 minutes per game while shooting 41.1% from the floor, 44.8% from 3-point range and 80.5% from the line.
- Suffered a torn left labrum at Utah on 11/22/14 and missed the next 21 games.
- Scored 20+ points 13 times, including 30+ twice... Had 17 points and 10 assists vs. the L.A. Lakers on 1/21/15.
- Hit 2+ 3FGM 44 times, including 3+ 25 times, and 4+ 12 times.
- **Playoffs 2015:** Started all four games of New Orleans First Round series vs. Golden State, averaging 18.5 points, 3.8 assists and 2.3 rebounds in 35.8 minutes per game while shooting 44.4% from the floor, 40.6% from 3-point range and 83.3% from the line... Scored 20+ points twice.

## 2013-14 (New Orleans)

- In 64 games (all starts), averaged 15.4 points, 3.3 assists, 2.6 rebounds and 1.16 steals in 32.1 minutes per game while shooting 43.6% from the floor, 39.1% from 3-point range and 78.5% from the line.
- Missed three games with a right hip contusion (12/27-12/30/13), one game with illness (3/12/14) and the final 14 games with left knee tendinitis.
- Scored 20+ points 16 times, including 30+ once.
- Hit 2+ 3FGM 31 times, including 3+ 13 times.

## 2012-13 (New Orleans)

- In 42 games with 40 starts, averaged 17.0 points, 3.3 assists, 1.8 rebounds and 1.07 steals in 30.1 minutes per game while shooting 40.2% from the floor, 32.4% from 3-point range and 84.2% from the line.
- Missed the first 29 games of the season with a right knee injury and an additional nine games, which were the second part of a back-to-back, as a precautionary measure... Missed one game with a sprained right hand (2/13/13) and one game with a sore left ankle (3/25/13).
- Scored 20+ points 17 times.
- Hit 2+ 3FGM 16 times, including 3+ eight times.

## 2011-12 (New Orleans)

- In nine games (all starts), averaged 20.6 points, 3.4 assists, 2.8 rebounds and 1.44 steals in 34.4 minutes per game while shooting 45.0% from the floor, 25.0% from 3-point range and 75.4% from the line.
- Missed 51 games with a right knee injury and four games due to back spasms.
- Scored 20+ points five times, including 30+ once... Hit 2+ 3FGM three times.

## 2010-11 (L.A. Clippers)

- In 56 games (all starts), averaged 22.3 points, 4.4 assists, 2.9 rebounds and 1.27 steals in 37.7 minutes per game while shooting 45.0% from the floor, 36.4% from 3-point range and 82.5% from the line.
- Missed two games with a bruised left shoulder and a total of 24 games with a sprained right wrist.
- Scored 20+ points 36 times, including 30+ eight times... Had 23 points and 11 assists vs. San Antonio on 11/1/10.
- Hit 2+ 3FGM 30 times, including 3+ 15 times, and 4+ nine times.

## 2009-10 (L.A. Clippers)

- In 62 games with 60 starts, averaged 16.9 points, 3.0 assists, 2.6 rebounds and 1.11 steals in 36.0 minutes per game while shooting 44.9% from the floor, 37.1% from 3-point range and 74.2% from the line.
- Missed a total of 13 games with a strained groin, one game with hamstring tightness, three games with a sprained left big toe and three games due to illness.
- Scored 20+ points 20 times, including 30+ once.
- Hit 2+ 3FGM 33 times, including 3+ 25 times and 4+ eight times.
- Played for the sophomores in the Rookie Challenge during NBA All-Star Weekend.

# #10 Eric Gordon

## 2008-09 (L.A. Clippers)

---

- In 78 games with 65 starts, averaged 16.1 points, 2.8 assists, 2.6 rebounds and 1.00 steals in 34.3 minutes per game while shooting 45.6% from the floor, 38.9% from 3-point range and 85.4% from the line.
- Missed four games with a bruised left shoulder.
- Named to the NBA All-Rookie Second Team and was Western Conference Rookie of the Month for January
- Played in the Rookie Challenge during NBA All-Star Weekend.
- Scored 20+ points 28 times, including 30+ five times... Had 41 points vs. Oklahoma City on 1/23/09.
- Hit 2+ 3FGM 37 times, including 3+ 22 times, and 4+ 12 times.

## College

---

- Was an early entry candidate for the 2008 NBA Draft following his freshman season at Indiana... Averaged 20.9 points, 3.3 rebounds, 2.4 assists and 1.3 steals.
- Earned Second Team All-America honors from the National Association of Basketball Coaches and Third Team honors from The Associated and picked up All-Freshman Team honors from The Sporting News.
- Named Big Ten Freshman of the Year... Earned unanimous First Team All-Conference honors from media and conference coaches.
- Led the Big Ten in scoring and set school and conference freshman records for total points (669).

## Personal

---

- Son of Eric and Denise Gordon.
- Was a finalist for the 2012 U.S. Olympic Men's National Team and won a gold medal for Team USA at the 2010 FIBA World Championship.
- Named the 2007 Gatorade National Male Athlete of the Year... Was a McDonald's All-American and played in the Jordan Brand Classic.
- Named Indiana's Mr. Basketball as a senior after averaging 29.0 points, 6.2 rebounds and 3.3 assists for North Central High school in Indianapolis.
- Opened "Eric Gordon's Greek's Pizzeria" nearby the campus of Indiana University.



# #4 Jalen Green



## Personal Info

<b>Height</b>	6-6	<b>High School</b>	Prolific Prep (Napa, CA)
<b>Weight</b>	183	<b>Prior to NBA</b>	G League Ignite
<b>Birthdate</b>	2/9/02	<b>NBA Experience</b>	1
<b>Birthplace</b>	Merced, CA	<b>Drafted</b>	2021 (2nd overall) by Houston

## Career Highs

	Regular Season	Playoffs		Regular Season	Playoffs
<b>PTS</b>	41 vs. Atl 4/10/22		<b>OR</b>	3 (2 times)	
<b>FGM</b>	14 vs. Atl 4/10/22		<b>DR</b>	8 at SA 1/12/22	
<b>FGA</b>	26 vs. Atl 4/10/22		<b>TR</b>	8 (3 times)	
<b>3FGM</b>	8 vs. Bos 10/24/21		<b>AST</b>	7 at Den 3/4/22	
<b>3FGA</b>	15 vs. SA 3/28/22		<b>STL</b>	4 at Ori 2/25/22	
<b>FTM</b>	12 vs. Den 1/1/22		<b>BLK</b>	2 vs. Bos 10/24/21	
<b>FTA</b>	14 vs. Den 1/1/22		<b>MIN</b>	46:36 vs. Uta 3/2/22	

## Career Statistics

REGULAR SEASON				REBOUNDS														
YEAR	G-S	MIN	FGM-A	PCT	3FGM-A	PCT	FTM-A	PCT	OFF-DEF-TOT	AST	PF-D	ST	TO	BLK	TP	RPG	APG	PPG
21-22 Houston	67-67	2138	406-954	.426	157-458	.343	188-236	.797	33-193-226	176	103-0	44	135	18	1157	3.4	2.6	17.3

## Career Transactions

Selected by Houston with the second overall pick in the 2021 NBA Draft.

# #4 Jalen Green

## 2021-22 Notes/Career Highlights

- In 67 games (all starts) for Houston, averaged 17.3 ppg (42.6% FGs, 34.3% 3FGs, 79.7% FTs), 3.4 rpg and 2.6 apg in 31.9 mpg.
- Suffered a strained left hamstring vs. Chicago on 11/24/21 and missed 14 games from 11/27-12/22/21... recorded a DNP-CD on 12/27/21 but it was for injury management.
- Named NBA All-Rookie First Team and was selected either first or second team by all 100 voters.
- Named Western Conference Rookie of the Month for March/April... first Rocket to have received Rookie of the Month honors since Luis Scola in February of 2008.
- One of eight rookies 20 or younger in NBA history to have at least 1,157 points, 226 rebounds and 176 assists through their first 67 games played... 11th rookie of any age to have posted those numbers going back to 2000-01.
- Scored 20+ points in 17 of the final 25 games, including a rookie season-high tying seven straight from 3/25-4/5/22, after doing so nine times his first 42 games played.
- Scored 30+ point eight times, including seven of the final 17 games with a career-high 41 points in the season finale vs. Atlanta on 4/10/22.
- Scored 30+ points in five straight games from 3/28-4/5/22, marking the second-longest streak by a rookie going back to 1971-72, trailing Allen Iverson's six-game span in 1996-97.
- From the start of February (32 games), averaged 3.0 3FGM on 39.3% shooting after averaging 1.8 3FGM on 28.7% shooting his first 35 GP... hit 2+ 3FGM 40 times, including 3+ 26 times, 4+ 19 times and 5+ 10 times
- Tied for the fourth-most 3FGM (157) through the first 67 games played of a career... was the first rookie in NBA history to have hit 4+ 3FGM in seven straight games, 5+ in five straight and 6+ in four straight.
- Averaged 3.3 assists over the final 21 games, up from 2.3 apg his first 46 GP.
- From the start of February (32 games), averaged 1.7 tpg after averaging 2.3 tpg his first 35 games played.
- Turned 20 on 2/9/22... was the seventh teenager to have recorded at least 558 points, 130 rebounds and 94 assists through the first 39 games played of a career (Carmelo Anthony, LeBron James, Kyrie Irving, Luka Doncic, Anthony Edwards, LaMelo Ball).
- Had 30 points in his third career game vs. Boston on 10/24/21... became the third rookie (Ja Morant and Trae Young) going back to 2000-01 to have recorded a 30-point game within the first three GP of a career.
- Shot 8-of-10 from 3-point range vs. Boston on 10/24/21... tied for the third-most 3FGM by a rookie in NBA history (record is 9) and tied for the most by a teenager.
- **Summer 2021:** In three games (all starts) for Houston in the NBA Summer League in Las Vegas, averaged 20.3 ppg (51.4% FGs, 52.6% 3FGs, 92.9% FTs), 4.3 rpg and 2.0 apg in 24.1 mpg... named All-Summer League Second Team.

## 2020-21 (G League)

- In 15 games for the G League Ignite, averaged 17.9 points (46.1% FGs, 36.5% 3FGs, 82.9% FTs), 4.1 rebounds, 2.8 assists, 1.53 steals, and 2.1 3-pointers made.
- Scored 20+ points in nine in his 15 games.
- Tallied 30 points, 7 assists, 5 boards, and 3 steals in the Ignite's lone playoff game vs. Raptors 905.

## Personal

- Maternal grandfather is from the Philippines.
- Was the first player to sign with NBA G League Ignite, a team dedicated to the development and mentorship of top young prospects in preparation for the NBA Draft.
- Averaged 31.5 points, 7.5 rebounds and 5.0 assists as a senior at California's Prolific Prep... was ranked as the No. 1 high school prospect in the Class of 2020 by ESPN and was a McDonald's All-American.
- Won gold medals with USA Basketball at the 2019 FIBA U19 World Cup, 2018 FIBA U17 World Cup, and 2017 FIBA Americas U16 Championship.
- Was named a brand ambassador for Invictus, a fragrance created by Paco Rabanne.
- Hosted a basketball camp in his hometown of Fresno in each of the past two summers... also renovated a basketball court in Fresno which he grew up playing at.

# #12 Trevor Hudgins



## Personal Info

### Height

6-0

### Weight

198

### Birthdate

3/23/99

### Birthplace

Manhattan, KS

### High School

Manhattan (Manhattan, KS)

### Prior to NBA

NW Missouri State

### NBA Experience

Rookie

### Drafted

Not selected in 2022 NBA Draft

## Career Transactions

Was not selected in the 2022 NBA Draft... Signed a two-way contract with Houston on 7/1/22.

## Notes/Career Highlights

### 2021-22 Notes/Career Highlights

- **Summer 2022:** In five games for Houston at the NBA Summer League in Las Vegas, averaged 5.4 ppg (28.6% FGs, 29.2% 3FGs, 4-4 FTs), 1.6 apg, 1.4 rpg and 1.0 spg in 19.4 mpg.

### College

- Was eligible for the 2022 NBA Draft following his redshirt senior season at Division II's Northwest Missouri State... was an early entry candidate for the 2021 draft before withdrawing his name.
- Led the Bearcats to three Division II championships and a record of 131-8, including a perfect 38-0 mark his freshman season in 2018-19... did not have the opportunity to win the championship as a sophomore because the postseason was cancelled due to COVID.
- For his career, averaged 20.4 ppg, 5.0 apg, 2.3 rpg and 1.4 spg while shooting 51.7% from the floor, 46.5% from 3-point range and 87.8% from the line.
- Named NABC Division II Player of the Year as both a junior and a senior... became fourth D2 player to have won the award in consecutive years.
- Over his final three seasons, averaged 3.6 3FGM on 46.6% shooting.
- Shot 90.1% from the line over his final two seasons.
- Had a game-high 27 points while shooting 7-of-13 from 3-point range in a six-point loss during an exhibition game vs. No. 4 ranked Duke in 2019.

### Personal

- Some former Rockets who attended Division II schools include Mario Elie, Caldwell Jones, Major Jones, Moochie Norris, Charles Oakley, and Purvis Short.
- Also participated in football, soccer, golf and swimming growing up.

# #51 Boban Marjanović



## Personal Info

### Height

7-4

### Weight

286

### Birthdate

8/15/88

### Birthplace

Boljevac (Serbia)

### Prior to NBA

KK Crvena Zvezda/Serbia

### NBA Experience

7

### Drafted

Not selected in 2010 NBA Draft

## Career Highs

	Regular Season	Playoffs		Regular Season	Playoffs
<b>PTS</b>	31 vs. Den 3/11/20	16 vs. BKN 4/15/19	<b>OR</b>	9 (2 times)	6 at LAC 6/6/21
<b>FGM</b>	12 (2 times)	8 vs. BKN 4/15/19	<b>DR</b>	14 (2 times)	8 at LAC 8/19/20
<b>FGA</b>	20 vs. Den 3/11/20	14 vs. BKN 4/15/19	<b>TR</b>	20 at Pho 8/13/20	10 at LAC 6/6/21
<b>3FGM</b>	2 vs. Chi 4/10/19		<b>AST</b>	6 vs. Chi 4/10/19	4 (2 times)
<b>3FGA</b>	3 vs. Chi 4/10/19	1 (4 times)	<b>STL</b>	2 (5 times)	1 (2 times)
<b>FTM</b>	11 at Mem 12/5/18	8 at BKN 4/18/19	<b>BLK</b>	4 vs. Den 12/26/15	2 vs. OKC 4/30/16
<b>FTA</b>	12 at Mem 12/5/18	9 at BKN 4/18/19	<b>MIN</b>	37:00 at Dal 4/13/16	31:23 at LAC 6/6/21

## Career Statistics

### REGULAR SEASON

YEAR	G-S	MIN	FGM-A	PCT	3FGM-A	PCT	FTM-A	PCT	REBOUNDS	OFF-DEF-TOT	AST	PF-D	ST	TO	BLK	TP	RPG	APG	PPG
5-16 San Antonio	54-4	508	105-174	.603	0-0	---	87-114	.763	73-121-194	21	54-0	12	29	23	297	3.6	0.4	5.5	
16-17 Detroit	35-0	293	72-132	.545	0-0	---	47-58	.810	46-84-130	9	25-0	6	10	12	191	3.7	0.3	5.5	
17-18 Det.-LA-C	39-1	338	79-148	.534	0-0	---	77-97	.794	48-96-144	22	51-0	10	36	11	235	3.7	0.6	6.0	
18-19 LA-C-Phi.	58-12	681	160-260	.615	4-10	.400	98-131	.748	87-178-265	54	90-0	16	59	27	422	4.6	0.9	7.3	
19-20 Dallas	44-5	422	121-211	.573	4-17	.235	43-57	.754	66-131-197	20	56-0	8	30	10	289	4.5	0.5	6.6	
20-21 Dallas	33-3	271	62-122	.508	1-8	.125	31-38	.816	47-81-128	10	29-0	2	12	6	156	3.9	0.3	4.7	
21-22 Dallas	23-0	128	42-70	.600	1-4	.250	13-22	.591	8-31-39	3	24-0	0	15	3	98	1.7	0.1	4.3	
<b>TOTALS</b>	<b>286-25</b>	<b>2641</b>	<b>641-1117</b>	<b>.574</b>	<b>10-39</b>	<b>.256</b>	<b>396-517</b>	<b>.766</b>	<b>375-722-1097</b>	<b>139</b>	<b>329-0</b>	<b>54</b>	<b>191</b>	<b>92</b>	<b>1688</b>	<b>3.8</b>	<b>0.5</b>	<b>5.9</b>	

### PLAYOFFS

YEAR	G-S	MIN	FGM-A	PCT	3FGM-A	PCT	FTM-A	PCT	REBOUNDS	OFF-DEF-TOT	AST	PF-D	ST	TO	BLK	TP	RPG	APG	PPG
15-16 San Antonio	7-0	42	8-12	.667	0-0	---	8-9	.889	4-10-14	3	10-0	0	3	2	24	2.0	0.4	3.4	
18-19 LA-C-Phi.	11-0	105	24-40	.600	0-3	.000	16-19	.842	13-23-36	11	18-1	2	14	3	64	3.3	1.0	5.8	
19-20 Dallas	6-0	82	17-30	.567	0-1	.000	7-9	.778	6-29-35	5	9-0	0	3	2	41	5.8	0.8	6.8	
20-21 Dallas	4-3	83	20-39	.513	0-0	---	7-9	.778	14-18-32	4	13-0	0	4	1	47	8.0	1.0	11.8	
21-22 Dallas	3-0	6	1-4	.250	0-0	---	2-2	1.000	0-3-3	0	0-0	1	2	0	4	1.0	0.0	1.3	
<b>TOTALS</b>	<b>31-3</b>	<b>318</b>	<b>70-125</b>	<b>.560</b>	<b>0-4</b>	<b>.000</b>	<b>40-48</b>	<b>.833</b>	<b>37-83-120</b>	<b>23</b>	<b>50-1</b>	<b>3</b>	<b>26</b>	<b>8</b>	<b>180</b>	<b>3.9</b>	<b>0.7</b>	<b>5.8</b>	

## Career Transactions

Was not selected in the 2010 NBA Draft... Signed as a free agent with San Antonio on 7/17/15... Signed as a free agent with Detroit on 7/11/16... Traded by Detroit to the L.A. Clippers along with Tobias Harris, Avery Bradley and two future draft picks in exchange for Blake Griffin, Brice Johnson and Willie Reed on 1/29/18... Traded by the L.A. Clippers to Philadelphia along with Tobias Harris and Mike Scott in exchange for Landry Shamet, Wilson Chandler, Mike Muscala and four future draft picks on 2/6/19... Signed as a free agent with Dallas on 7/23/19... Re-signed with Dallas on 8/9/21... Traded by Dallas to Houston along with Sterling Brown, Marquese Chriss, Trey Burke and the rights to Wendell Moore Jr. in exchange for Christian Wood on 6/24/22.

# #51 Boban Marjanović

## 2021-22 Notes/Career Highlights

- In 23 games for Dallas, averaged 4.3 ppg (60.0% FGs, 1-4 3FGs, 59.1% FTs) and 1.7 rpg in 5.6 mpg.
- Missed one game (10/28/21) with low back tightness and six games (12/29/21-1/7/22) due to health & safety protocols... recorded 52 DNP-CD's.
- Scored in double-figures four times.
- Played 8+ minutes (rounded) 11 times while averaging 7.1 ppg (64.8% FGs) and 3.0 rpg in 8.8 mpg.
- For his career, averaging 23.0 ppg and 15.0 rpg per 36 minutes played.
- Dating back to 2018-19, is the only player to have averaged at least 6.0 ppg and 4.0 rpg in fewer than 12.0 mpg.
- One of 14 players listed 7'4" or taller to have appeared in an NBA game... three others, Yao Ming (7'6"), Chuck Nevitt (7'5") and Ralph Sampson (7'4"), played for Houston.
- Looking to become the ninth player to have appeared in a game for all three Texas teams, joining Chucky Brown, Mark Bryant, Avery Johnson, Vernon Maxwell, Pops Mensah-Bonsu, Steve Novak, Kevin Willis, and David Wood.
- **Playoffs 2022:** Appeared in three games during Dallas' run to the Western Conference Finals, totaling 4 points and 3 rebounds in 6 minutes of play.

## 2020-21 (Dallas)

- In 33 games with three starts, averaged 4.7 ppg (50.8% FGs, 1-8 3FGs, 81.6% FTs), and 3.9 rpg in 8.2 mpg.
- Recorded 39 DNP-CD's.
- Scored in double-figures six times... grabbed 10+ rebounds four times, including three double-doubles.
- In three games as a starter, averaged 11.7 ppg and 11.7 rpg in 23.3 mpg.
- Played 12+ minutes (rounded) eight times while averaging 11.0 ppg and 8.8 rpg in 18.1 mpg.
- **Playoffs 2021:** Appeared in four games with three starts during Dallas' First Round series vs. the Clippers, averaging 11.8 ppg (51.3% FGs, 77.8% FTs) and 8.0 rpg in 20.8 mpg... had 14 points and 10 rebounds in Game 7.

## 2019-20 (Dallas)

- In 44 games with five starts, averaged 6.6 ppg (57.3% FGs, 23.5% 3FGs, 75.4% FTs) and 4.5 rpg in 9.6 mpg.
- Scored in double-figures 14 times... had six double-doubles, including 31 points and 17 rebounds vs. Denver on 3/11/20.
- Had 14 points and 10 rebounds in 10 minutes of play vs. the Lakers on 1/10/20, becoming the second player in NBA history to record a double-double in 10 or fewer minutes played (Jim Washington on 3/6/66).
- **Playoffs 2020:** Appeared in all six games during Dallas' First Round series vs. the Clippers, averaging 6.8 ppg (56.7% FGs, 77.8% FTs) and 5.8 rpg in 13.7 mpg... scored in double-figures twice.

## 2018-19 (L.A. Clippers/Philadelphia)

- In 58 combined games with 12 starts, averaged 7.3 ppg (61.5% FGs, 4-10 3FGs, 74.8% FTs) and 4.6 rpg in 11.7 mpg.
- Began the season with the Clippers before being traded to Philly on 2/6/19... in 36 games with nine starts for L.A., averaged 6.7 ppg (60.7% FGs, 75.8% FTs) and 4.2 rpg in 10.4 mpg.
- In 22 games with three starts as a Sixer, averaged 8.2 ppg (62.5% FGs, 72.2% FTs), 5.1 rpg and 1.5 apg in 13.9 mpg.
- Scored in double-figures 24 times and recorded six double-doubles.
- In 12 games as a starter, averaged 9.2 ppg, 6.9 rpg and 1.9 apg in 17.8 mpg.
- **Playoffs 2019:** Appeared in 11 games during Philly's run to the Conference Semifinals, averaging 5.8 ppg (60.0% FGs, 0-3 3FGs, 84.2% FTs) and 3.3 rpg in 9.5 mpg... during the first three games of the First Round series vs. Brooklyn, averaged 14.3 ppg, 6.3 rpg and 2.0 apg in 17.3 mpg.

## 2017-18 (Detroit/L.A. Clippers)

- In 39 combined games with one start, averaged 6.0 ppg (53.4% FGs, 79.4% FTs) and 3.7 rpg in 8.6 mpg.
- Began the season with Detroit before being traded to the Clippers on 1/29/18... in 19 games with one start for Detroit, averaged 6.0 ppg (51.9% FGs, 80.0% FTs) and 3.0 rpg in 9.0 mpg.
- In 20 games for the Clippers, averaged 5.9 ppg (55.1% FGs, 78.8% FTs) and 4.4 rpg in 8.3 mpg.
- Scored in double-figures nine times and recorded one double-double.

## 2016-17 (Detroit)

- In 35 games, averaged 5.5 ppg (54.5% FGs, 81.0% FTs) and 3.7 rpg in 8.4 mpg.
- Scored in double-figures six times, including 20+ once and recorded five double-doubles.
- Over the final four games, averaged 15.8 ppg and 10.3 rpg in 22.8 mpg.

## 2015-16 (San Antonio)

- In 54 games with four starts, averaged 5.5 ppg (60.3% FGs, 76.3% FTs) and 3.6 rpg in 9.4 mpg.
- Scored in double-figures 12 times, including 20+ once... grabbed 10+ rebounds four times with three double-doubles.
- **D League 2015-16:** Appeared in three games while assigned to Austin while averaging 23.7 ppg (80.5% FGs, 62.5% FTs), 12.3 rpg, 2.3 apg and 1.3 bpg in 26.3 mpg... scored 71 points (33-41 FGs) in 79 minutes of play.

# #51 Boban Marjanović

## International (2003-2015)

- All-EuroLeague First Team (2015)...three-time Serbian Super League MVP (2013-15)...Serbian League champion (2015)...three-time All Serbian League First Team (2013-15)...ABA League champion (2015)...ABA League playoffs MVP (2015)...two-time All-ABA League Team (2014, 2015)...two-time Serbian Cup winner (2014, 2015)...LKL All-Star (2011)...Lithuanian League champion (2011)...Baltic League champion (2011)...Lithuanian Cup winner (2011).
- **2014-15:** Helped Serbia's Crvena Zvezda Telekom Beograd win both the Adriatic League (ABA League) and Serbian League championships...in 24 EuroLeague games, averaged 16.6 ppg (3rd in the league) and league-high 10.7 rpg while shooting 62.3% from the floor and 78.1% from the line...led the EuroLeague in double-doubles (16)...in 17 KLS games, averaged 14.6 ppg (68.5 FGs, 82.8% FTs) and 8.3 rpg (3rd in the league)...in 33 Adriatic League games, averaged 10.5 ppg (54.9% FGs, 78.9% FTs) and 7.5 rpg.
- **2013-14:** Played for Serbia's Crvena Zvezda Telekom Beograd...in 10 EuroLeague games, averaged 10.8 ppg (62.5% FGs) and 7.7 rpg (2nd in the league)...in 12 EuroCup games, averaged 8.3 ppg (55.4% FGs) and 6.1 rpg...in 27 Adriatic League games, averaged 9.7 ppg (64.2% FGs), 7.3 rpg (2nd in the league) and 1.4 bpg (2nd in the league)...in 20 Serbian League contests, averaged 13.0 ppg (68.5% FGs) and 7.1 rpg.
- **2012-13:** In 41 games for Serbia's Mega Vizura, averaged 16.9 ppg (5th in the league), a league-high 11.7 rpg, 1.8 apg and 1.7 bpg (2nd in the league)...shot 68.9% from the floor and 85.4% from the line.
- **2011-12:** Played the first half of the season for Russia's BC Nizhny Novgorod before finishing the season with Serbia's Radnicki Kragujevac...in two PBL games for Nizhny Novgorod, averaged 3.0 ppg and 2.5 rpg...in two VTB League games for Nizhny Novgorod, averaged 3.5 ppg and 4.0 rpg...in January 2012, moved to Radnicki Kragujevac...in 17 Serbian League games for Radnicki Kragujevac, averaged 6.1 ppg (69.4%) and 2.1 rpg...in six Adriatic League games for Radnicki Kragujevac, averaged 5.2 ppg (50.0% FGs, 92.9% FTs) and 2.5 rpg.
- **2010-11:** Began the season with Russia's CSKA Moscow before moving to Lithuania's BC Zalgiris...in five Russian League games for CSKA Moscow, averaged 6.4 ppg and 4.4 rpg...in eight EuroLeague games for CSKA Moscow, averaged 4.3 ppg and 3.5 rpg...in four VTB League contests for CSKA Moscow, averaged 8.3 ppg and 6.0 rpg...loaned to BC Zalgiris in January 2011...in 17 LKL games for BC Zalgiris, averaged 5.6 ppg and 3.5 rpg...in six EuroLeague games for BC Zalgiris, averaged 5.2 ppg and 3.5 rpg...in three VTB League games for BC Zalgiris, averaged 1.7 ppg and 3.0 rpg...in two Baltic League games for BC Zalgiris, averaged 4.0 ppg and 3.0 rpg.
- **2009-10:** Played for Serbia's Hemofarm Vrsac...in 27 Adriatic League games, averaged 7.1 ppg and 4.9 rpg...in 18 Serbian League games, averaged 9.5 ppg, 5.2 rpg and 1.1 bpg...in six EuroCup games, averaged 9.0 ppg, 5.3 rpg, 1.2 assists and 1.0 bpg.
- **2008-09:** Competed for Serbia's Hemofarm Vrsac...in 27 Adriatic League games, averaged 6.0 ppg and 4.2 rpg...in 14 EuroCup games, averaged 7.6 ppg and 4.1 rpg...in 10 Serbian League contests, averaged 7.6 ppg and 4.3 rpg.
- **2007-08:** Played for Serbia's Hemofarm Vrsac...in 16 Adriatic League games, averaged 4.6 ppg and 3.3 rpg...in 12 Superleague games, averaged 6.8 ppg and 3.5 rpg...in seven playoff games, averaged 1.9 ppg and 2.8 rpg.
- **2006-07:** Began the season with Serbia's Hemofarm Vrsac...appeared in six Adriatic League games and three ULEB Cup games...loaned to Serbia's team Swisslion Takovo in January 2007.
- **2003-06:** Played for the Hemofarm Vrsac youth team (Serbia) from 2003-06...joined Hemofarm's first team for the second half of the 2005-06 season.

## Personal

- Has a 7'8" wingspan and a 9'7" standing reach...was 6'10" when he was signed by Serbia's Hemofarm Vrsac at age 14.
- Was an actor in "John Wick: Chapter 3 Parabellum" and Adam Sandler's basketball-themed movie "Hustle."
- Participated in the 2008 Nike Hoop Summit as a member of the World Select Team.
- Competed for the Serbian senior national team in 2011, 2017 and 2021, helping the squad to a silver medal finish at EuroBasket 2017...won gold medals for the Serbian junior national team at the 2007 FIBA Under-19 World Championship and the 2008 FIBA Europe Under-20 Championship.

# #6 KJ Martin



## Personal Info

<b>Height</b>	<b>High School</b>
6-7	Sierra Canyon (Chatsworth, CA)
<b>Weight</b>	<b>Prior to NBA</b>
216	IMG Academy
<b>Birthdate</b>	<b>NBA Experience</b>
1/6/01	2
<b>Birthplace</b>	<b>Drafted</b>
Los Angeles, CA	2020 (52nd overall) by Sacramento

## Career Highs

	Regular Season	Playoffs		Regular Season	Playoffs
<b>PTS</b>	27 at Uta 5/8/21		<b>OR</b>	6 at Uta 3/12/21	
<b>FGM</b>	11 at Uta 5/8/21		<b>DR</b>	10 at LAL 5/12/21	
<b>FGA</b>	21 at Mil 5/7/21		<b>TR</b>	10 (5 times)	
<b>3FGM</b>	6 at Mil 5/7/21		<b>AST</b>	7 at Mil 5/7/21	
<b>3FGA</b>	10 at Mil 5/7/21		<b>STL</b>	3 (4 times)	
<b>FTM</b>	7 vs. Bos 3/14/21		<b>BLK</b>	3 (4 times)	
<b>FTA</b>	8 (3 times)		<b>MIN</b>	44:26 vs. Phi 5/5/21	

## Career Statistics

REGULAR SEASON				REBOUNDS														
YEAR	G-S	MIN	FGM-A	PCT	3FGM-A	PCT	FTM-A	PCT	OFF-DEF-TOT	AST	PF-D	ST	TO	BLK	TP	RPG	APG	PPG
20-21 Houston	45-8	1068	162-318	.509	35-96	.365	60-84	.714	73-169-242	48	89-2	30	38	41	419	5.4	1.1	9.3
21-22 Houston	79-2	1656	279-523	.533	60-168	.357	78-123	.634	80-217-297	101	113-1	34	60	40	696	3.8	1.3	8.8
<b>TOTALS</b>	<b>124-10</b>	<b>2724</b>	<b>441-841</b>	<b>.524</b>	<b>95-264</b>	<b>.360</b>	<b>138-207</b>	<b>.667</b>	<b>153-386-539</b>	<b>149</b>	<b>202-3</b>	<b>64</b>	<b>98</b>	<b>81</b>	<b>1115</b>	<b>4.3</b>	<b>1.2</b>	<b>9.0</b>

## Career Transactions

Selected by Sacramento with the 52nd overall pick in the 2020 NBA Draft before his rights were traded to Houston in exchange for a future second round pick and cash considerations on 11/25/20.

# #6 KJ Martin

## 2021-22 Notes/Career Highlights

- In 79 games with two starts for Houston, averaged 8.8 ppg (53.3% FGs, 35.7% 3FGs, 63.4% FTs), 3.8 rpg and 1.3 apg in 21.0 mpg.
- Recorded one DNP-CD and missed two games (12/27-12/28/21) due to health & safety protocols.
- Per 36 minutes played, averaged 15.1 ppg, 6.5 rpg and 2.2 apg.
- Scored 10+ points 37 times, including 20+ once... had two double-doubles and has six for his career.
- Averaged 9.8 ppg, 4.1 rpg and 1.4 apg in 23.3 mpg over his final 54 games played, up from 6.8 ppg, 3.0 rpg and 1.0 apg his first 25 GP.
- In two starts, averaged 14.0 ppg and 8.5 rpg in 35.0 mpg... in 10 career starts, averaging 18.0 ppg, 8.2 rpg and 3.1 apg in 38.2 mpg.
- Led the Rockets in fourth quarter scoring with 258 points.
- Ranked 15th in dunks with 114... 62.4% of his FGM in 2021-22 were either dunks or 3-pointers.
- Shot 53.3% from the floor and is shooting 52.4% for his career.
- Averaged 1.2 3FGM on 44.0% shooting over the final 28 games after averaging 0.5 on 29.0% shooting his first 51 games played... hit 2+ 3FGM 14 times.
- Recorded multiple assists 28 times after doing so 13 times as a rookie.
- **Summer 2021:** In four games (all starts) for Houston at the NBA Summer League in Las Vegas, averaged 12.5 ppg (47.6% FGs, 31.3% 3FGs, 71.4% FTs), 3.8 rpg, 1.5 apg, 1.3 spg and 1.3 bpg in 28.3 mpg.

## 2020-21 (Houston)

- In 45 games with eight starts for Houston, averaged 9.3 ppg (50.9% FGs, 36.5% 3FGs, 71.4% FTs), 5.4 rpg and 1.1 apg in 23.7 mpg.
- Named NBA G League All-Rookie Team... ranked fourth in the G League in rebounding and tied for ninth in blocks.
- Missed five games while self isolating and for return to play conditioning (12/26/20-1/2/21; 1/6/21)... recorded five DNP-CDs.
- In eight starts, averaged 19.0 ppg (51.3% FGs, 44.7% 3FGs, 54.2% FTs), 8.1 rpg and 3.5 apg in 38.9 mpg... first rookie to have averaged at least 19.0 ppg, 8.0 rpg and 3.0 apg as a starter since Blake Griffin in 2010-11.
- In 38 games after returning from the G League, averaged 10.4 ppg (52.2% FGs, 37.0% 3FGs, 73.4% FTs) and 5.9 rpg in 26.3 mpg... in seven games played prior to his assignment, averaged 3.3 ppg (37.0% FGs, 1-4 3FGs, 2-5 FTs) and 2.7 rpg in 9.8 mpg.
- Scored 10+ points in each of the final nine games after doing so eight times prior... scored 20+ points five times.
- Hit 2+ 3FGM in six of the final seven games after doing so twice prior... had 6 3FGM at Milwaukee on 5/7/21.
- Had four point/rebound double-doubles... became the second Rocket 20 years old or younger to have posted a point/rebound double-double (Eddie Griffin 15 times).
- Recorded 2+ blocks 10 times, including 3 blocks three times.
- Blocked the three tallest players in the NBA in 2020-21 (7-5 Tacko Fall, 7-4 Boban Marjanovic, 7-3 Kristaps Porzingis).
- Had 7 points on 3-of-3 shooting in 5 minutes of play in his NBA debut vs. Orlando on 1/8... turned 20 years old on 1/6.
- **G League 2020-21:** Assigned from 1/29-3/6/21... in 10 games for Rio Grande Valley, averaged 17.5 ppg (47.9% FGs, 13.9% 3FGs, 66.7% FTs), 11.4 rpg, 1.8 apg and 1.9 bpg in 31.5 mpg.

## Personal

- Full name is Kenyon Martin Jr... Son of Kenyon Martin, who was the first overall pick in the 2000 NBA Draft and spent the bulk of his 15 seasons with New Jersey and Denver.
- Attended Sierra Canyon School in California, where he played alongside Scotty Pippen Jr., who went onto play at Vanderbilt, and Cassius Stanley, who went on to play for Duke and was selected two picks after Martin in the 2020 NBA Draft.
- Originally committed to Vanderbilt for the 2019-20 before announcing he would spend the season with IMG Academy's Post-Graduate team with the intention of entering the 2020 NBA Draft.
- Led IMG to a 29-3 record and the No. 2 seed in the 14-team National Prep Championship.



# #25 Garrison Mathews



## Personal Info

### Height

6-5

### Weight

202

### Birthdate

10/24/96

### Birthplace

Franklin, TN

### High School

Franklin (Franklin, TN)

### Prior to NBA

Lipscomb

### NBA Experience

3

### Drafted

Not selected in 2019 NBA Draft

## Career Highs

	Regular Season	Playoffs		Regular Season	Playoffs
<b>PTS</b>	28 vs. Mia 12/30/19	3 vs. Phi 5/29/21	<b>OR</b>	3 at NY 11/20/21	
<b>FGM</b>	7 (2 times)		<b>DR</b>	8 (2 times)	1 (2 times)
<b>FGA</b>	14 vs. OKC 11/29/21	2 (2 times)	<b>TR</b>	9 vs. Min 2/27/21	1 (2 times)
<b>3FGM</b>	6 (2 times)		<b>AST</b>	4 vs. NO 2/6/22	
<b>3FGA</b>	11 vs. OKC 11/29/21	2 (2 times)	<b>STL</b>	5 vs. Mia 3/8/20	
<b>FTM</b>	12 vs. Mia 12/30/19	3 vs. Phi 5/29/21	<b>BLK</b>	3 at Dal 3/23/22	
<b>FTA</b>	13 vs. Mia 12/30/19	3 vs. Phi 5/29/21	<b>MIN</b>	39:03 vs. Mil 12/10/21	7:58 at Phi 5/26/21

## Career Statistics

### REGULAR SEASON

YEAR	G-S	MIN	FGM-A	PCT	3FGM-A	PCT	FTM-A	PCT	REBOUNDS OFF-DEF-TOT	AST	PF-D	ST	TO	BLK	TP	RPG	APG	PPG
19-20 Washington	18-0	227	24-56	.429	19-46	.413	31-34	.912	6-18-24	10	32-0	8	8	1	98	1.3	0.6	5.4
20-21 Washington	64-24	1038	97-237	.409	76-198	.384	84-95	.884	16-71-87	26	106-0	29	10	7	354	1.4	0.4	5.5
21-22 Houston	65-33	1712	184-461	.399	139-386	.360	143-180	.794	32-158-190	64	168-0	57	41	24	650	2.9	1.0	10.0
<b>TOTALS</b>	<b>147-57</b>	<b>2977</b>	<b>305-754</b>	<b>.405</b>	<b>234-630</b>	<b>.371</b>	<b>258-309</b>	<b>.835</b>	<b>54-247-301</b>	<b>100</b>	<b>306-0</b>	<b>94</b>	<b>59</b>	<b>32</b>	<b>1102</b>	<b>2.0</b>	<b>0.7</b>	<b>7.5</b>

### PLAYOFFS

YEAR	G-S	MIN	FGM-A	PCT	3FGM-A	PCT	FTM-A	PCT	REBOUNDS OFF-DEF-TOT	AST	PF-D	ST	TO	BLK	TP	RPG	APG	PPG
20-21 Washington	3-0	17	0-4	.000	0-4	.000	4-5	.800	0-2-2	0	4-0	0	0	0	4	0.7	0.0	1.3

## Career Transactions

Was not selected in the 2019 NBA Draft... Signed a two-way contract with Washington on 7/3/19... Re-signed as a two-way player with Washington on 11/21/20... Signed as a free agent with Boston on 9/27/21... Waived by Boston on 10/16/21... Claimed off waivers from Boston by Houston on 10/18/21... Converted to a two-way contract by Houston on 12/18/21... Converted to a standard NBA contract by Houston on 12/18/21.

# #25 Garrison Mathews

## 2021-22 Notes/Career Highlights

---

- In 65 games with 33 starts for Houston, averaged 10.0 ppg (39.9% FGs, 36.0% 3FGs, 79.4% FTs), 2.9 rpg and 1.0 apg in 26.3 mpg.
- Was inactive (coach's decision) once... missed four games (12/27/21-1/1/22) due to health & safety protocols.
- Scored in double-figures 30 times, including 20+ six times... scored 10+ points 12 times over his first two seasons, including 20+ twice.
- In 33 games as a starter, averaged 11.1 ppg (41.5% FGs, 37.8% 3FGs) in 29.3 mpg.
- Over span of 34 games played from 11/24/21-2/10/22, averaged 12.4 ppg and 2.6 3FGM on 38.9% shooting.
- Took 83.7% of his shots from 3-point range.
- Hit 2+ 3FGM in 41 of his 65 games played, including 3+ 22 times and 4+ 14 times.
- Had 57 steals with 41 turnovers and went nine straight games without a single turnover from 11/20-12/8/21... has 94 steals with 59 turnovers for his career.
- Ranked tied for third in the NBA with 25 charges taken and had 3 at Washington on 1/5/22.
- **G League 2021-22:** Was transferred to Rio Grande Valley from 10/25-11/14/21... in two Showcase games, averaged 19.5 ppg (36.0% FGs, 27.3% 3FGs, 87.5 FTs), 5.0 rpg, 1.5 apg and 1.5 spg in 32.3 mpg.

## 2020-21 (Washington)

---

- In 64 games with 24 starts for Washington, averaged 5.5 ppg (40.9% FGs, 38.4% 3FGs, 88.4% FTs) and 1.4 rpg in 16.2 mpg.
- Scored in double-figures nine times, including 20+ once.
- Played 25+ minutes 11 times while averaging 10.9 ppg and 2.5 3FGM on 40.6% shooting.
- Hit 2+ 3FGM 22 times, including 3+ eight times and 4+ three times.
- Had 29 steals with 7 turnovers.
- **Playoffs 2021:** Appeared in three games during Washington's First Round series vs. Philadelphia, scoring a total of 4 points (0-4 FGs, 0-4 3FGs, 4-5 FTs) in 17 minutes of play.

## 2019-20 (Washington)

---

- In 18 games for Washington, averaged 5.4 ppg (42.9% FGs, 41.3% 3FGs, 91.2% FTs) and 1.3 rpg in 12.6 mpg.
- Scored in double-figures three times, including a career-high 28 points vs. Miami on 12/30/19... shot 12-of-13 from the line in that game.
- **G League 2019-20:** In 17 games while assigned to Capital City, averaged 11.4 ppg (34.0% FGs, 30.4% 3FGs, 80.0% FTs), 2.0 rpg, 1.4 apg and 1.1 spg in 25.9 mpg.
- **Summer 2019:** In three starts for Washington at the NBA Summer League in Las Vegas, averaged 9.7 ppg (39.1% FGs, 35.3% 3FGs, 5-5 FTs) and 2.3 rpg in 23.1 mpg.

## College

---

- Spent all four seasons at Lipscomb and finished as the school's all-time leading scorer in the Division I era with 2,478 points.
- Averaged at least 20.0 ppg in each of his final three seasons and was one of three Division I players to have accomplished that feat over that span.
- Named Atlantic Sun Player of the Year as a senior and as a three-time First Team All-Atlantic Sun selection.
- As a senior, helped Lipscomb advance to the NIT Championship game and averaged 25.6 ppg and 7.8 rpg during the five-game tournament.

## Personal

---

- Son of Rob and Jane Mathews...has an older sister, Juliet, and an older brother, Braden.
- Grandfather played football on Ole Miss' 1962 National Championship team.
- Also played football in high school.

# #15 Daishen Nix



## Personal Info

### Height

6-5

### Weight

239

### Birthdate

2/13/02

### Birthplace

Anchorage (AK)

### High School

Trinity Intl. School (Las Vegas, NV)

### Prior to NBA

G League Ignite

### NBA Experience

1

### Drafted

Not selected in 2021 NBA Draft

## Career Highs

	Regular Season	Playoffs		Regular Season	Playoffs
<b>PTS</b>	13 vs. Den 1/1/22		<b>OR</b>	1 (4 times)	
<b>FGM</b>	5 (2 times)		<b>DR</b>	3 (2 times)	
<b>FGA</b>	8 at Cha 12/27/21		<b>TR</b>	3 (4 times)	
<b>3FGM</b>	2 (2 times)		<b>AST</b>	5 vs. Min 4/3/22	
<b>3FGA</b>	3 (4 times)		<b>STL</b>	3 at Cha 12/27/21	
<b>FTM</b>	2 (5 times)		<b>BLK</b>		
<b>FTA</b>	4 vs. SA 3/28/22		<b>MIN</b>	25:30 at Cha 12/27/21	

## Career Statistics

### REGULAR SEASON

YEAR	G-S	MIN	FGM-A	PCT	3FGM-A	PCT	FTM-A	PCT	REBOUNDS OFF-DEF-TOT	AST	PF-D	ST	TO	BLK	TP	RPG	APG	PPG
21-22 Houston	24-0	261	27-67	.403	7-26	.269	16-30	.533	7-26-33	40	21-0	15	26	0	77	1.4	1.7	3.2

## Career Transactions

Was not selected in the 2021 NBA Draft... Signed as a rookie free agent with Houston on 8/24/21 and was converted to a two-way contract on 10/15/21 before being converted to standard contract on 3/14/22.

# #15 Daishen Nix

## 2021-22 Notes/Career Highlights

- **Summer 2022:** Started all five games for Houston at the NBA Summer League in Las Vegas, averaging 13.4 ppg (45.3% FGs, 45.0% 3FGs, 45.5% FTs), 4.4 apg, 3.6 rpg and 1.4 spg in 27.0 mpg.
- In 24 games for Houston, averaged 3.2 ppg (40.3% FGs, 26.9% 3FGs, 53.3% FTs), 1.7 apg and 1.4 rpg in 10.9 mpg.
- Had his two-way contract converted to a standard contract on 2/14/22.
- Recorded nine DNP-CD's... was inactive (Coach's Decision) for three games.
- Made his NBA debut vs. OKC on 11/29/21... had 11 points (5-8 FGs) in his second game at Charlotte on 12/27/21.
- Per 36 minutes played, averaged 10.6 ppg, 5.5 apg, 4.6 rpg and 2.1 spg.
- Played in 16 of the final 18 games after appearing in eight of the first 62 games.
- **G League 2021-22:** Transferred/Assigned to Rio Grande Valley four times (10/25-11/29/21, 12/7-12/26/21, 1/14-2/19/22, 2/23-3/2/22; 4/9/22)... in 14 Showcase games, averaged 16.3 ppg (40.7% FGs, 33.8% 3FGs, 56.0% FTs), 5.2 rpg, 5.0 apg and 1.9 spg in 32.7 mpg... in 18 season games, averaged 20.6 ppg (48.2% FGs, 40.0% 3FGs, 59.2% FTs), 7.6 apg, 5.9 rpg and 2.1 spg in 34.2 mpg... in three games during the Vipers championship run, averaged 24.3 ppg (39.1% FGs, 26.1% 3FGs, 53.8% FTs), 9.7 rpg, 8.7 apg and 2.3 spg in 36.8 mpg.
- **Summer 2021:** In five games for Philadelphia in the NBA Summer League in Las Vegas, averaged 5.2 ppg (56.2% FGs, 20.0% 3FGs, 77.8% FTs), 1.8 rpg, 1.8 apg and 1.6 spg in 11.5 mpg.


## 2020-21 (G League)

- In 15 games for the G League Ignite, averaged 8.8 ppg (38.4% FGs, 17.6% 3FGs, 71.4% FTs), 5.3 rpg, 5.3 apg and 1.00 spg in 26.5 mpg.
- Joined Kevin Porter Jr. and Kobi Simmons as the only players to have averaged at least 5.0 rpg and 5.0 apg in the G League.
- Had a game with double-digit rebounds and a game with double-digit assists.

## Personal

- Born in Alaska but moved to Las Vegas at age 13... mother, Mina Tupuola, played high school basketball in Alaska.
- Originally committed to UCLA before signing to play for the G League Ignite in 2020-21.
- Ranked as the No. 21 player in the Class of 2020 by ESPN... was a McDonald's All-American.
- Led Trinity International School in Las Vegas to three consecutive NSCAA Division I championships... as a senior, averaged 24.3 ppg, 7.8 rpg and 5.1 apg.
- Became the second NBA player born in Alaska, joining Mario Chalmers... Carlos Boozer and Trajan Langdon both grew up in Alaska but were born elsewhere.

# #3 Kevin Porter Jr.



## Personal Info

<b>Height</b>	6-6	<b>High School</b>	Rainier Beach (Seattle, WA)
<b>Weight</b>	201	<b>Prior to NBA</b>	USC
<b>Birthdate</b>	5/4/00	<b>NBA Experience</b>	3
<b>Birthplace</b>	Seattle, Washington	<b>Drafted</b>	2019 (30th overall) by Milwaukee

## Career Highs

	Regular Season	Playoffs		Regular Season	Playoffs
<b>PTS</b>	50 vs. Mil 4/29/21		<b>OR</b>	4 at LAL 10/31/21	
<b>FGM</b>	16 vs. Mil 4/29/21		<b>DR</b>	10 vs. Sac 3/30/22	
<b>FGA</b>	26 vs. Mil 4/29/21		<b>TR</b>	12 vs. Sac 3/30/22	
<b>3FGM</b>	9 vs. Mil 4/29/21		<b>AST</b>	14 at Pho 4/12/21	
<b>3FGA</b>	15 vs. Mil 4/29/21		<b>STL</b>	4 (4 times)	
<b>FTM</b>	9 (2 times)		<b>BLK</b>	2 (8 times)	
<b>FTA</b>	14 vs. Det 11/10/21		<b>MIN</b>	42:10 vs. Cha 11/27/21	

## Career Statistics

REGULAR SEASON				REBOUNDS															
YEAR	G-S	MIN	FGM-A	PCT	3FGM-A	PCT	FTM-A	PCT	OFF-DEF-TOT	AST	PF-D	ST	TO	BLK	TP	RPG	APG	PPG	
19-20 Cleveland	50-3	1162	186-421	.442	53-158	.335	73-101	.723	22-140-162	109	135-0	46	93	14	498	3.2	2.2	10.0	
20-21 Cle.-Hou.	26-23	835	156-367	.425	50-161	.311	69-94	.734	20-79-99	164	61-1	19	91	8	431	3.8	6.3	16.6	
21-22 Houston	61-61	1907	335-808	.415	155-413	.375	124-193	.642	43-224-267	376	156-3	69	192	22	949	4.4	6.2	15.6	
<b>TOTALS</b>	<b>137-87</b>	<b>3905</b>	<b>677-1596</b>	<b>.424</b>	<b>258-732</b>	<b>.352</b>	<b>266-388</b>	<b>.686</b>	<b>85-443-528</b>	<b>649</b>	<b>352-4</b>	<b>134</b>	<b>376</b>	<b>44</b>	<b>1878</b>	<b>3.9</b>	<b>4.7</b>	<b>13.7</b>	

## Career Transactions

Selected by Milwaukee with the 30th overall pick in the 2019 NBA Draft before his rights were traded to Detroit along with Tony Snell in exchange for Jon Leuer... Rights were traded by Detroit to Cleveland in exchange for four future second round picks on 6/26/19... Traded by Cleveland to Houston in exchange for a future second round pick on 1/22/21.

# #3 Kevin Porter Jr.

## 2021-22 Notes/Career Highlights

- In 61 games (all starts) for Houston, averaged 15.6 ppg (41.5% FGs, 37.5% 3FGs, 64.2% FTs), 6.2 apg, 4.4 rpg and 1.13 spg in 31.3 mpg.
- Missed 14 games (11/17-11/22/21; 12/5-12/23/21) with a left thigh contusion and had a DNP-CD on 12/27/21 but didn't play for the same injury... missed one game (1/3/22) due to a team suspension, one game (1/28/22) due to health & safety protocols, two games (2/16-2/17/22) due to illness and two games (2/27-3/1/22) with a left ankle sprain.
- Scored 20+ points 16 times, including 30+ four times... had 20+ points in each of the final seven games after not having a streak longer than two games prior in his career.
- Over the final seven games, averaged 28.7 ppg (48.0% FGs), 7.4 apg, 7.3 rpg and 1.4 spg along with 4.4 3FGM on 40.3% shooting.
- Over his final 42 games played, averaged 2.9 3FGM on 39.9% shooting, up from 1.8 per on 30.9% shooting his first 19 games played.
- Hit 2+ 3FGM 43 times, including 3+ 25 times and 4+ 15 times... hit 3+ 3FGM in each of the final seven games after not having a streak longer than two games prior in his career.
- Recorded 7+ assists 29 times and recorded 10 double-doubles, including one triple-double... has 14 career double-doubles.
- Over final past 32 games played, has an assist-to-turnover ratio of 2.54, up from a 1.53 ratio his first 29 GP (1.96 overall; 1.80 in 2020-21).
- Averaged 1.13 steals and recorded 2+ 20 times, including 3+ six times.
- Had 30 points, 12 rebounds and 12 assists vs. Sacramento on 3/30/22, becoming the youngest Rocket to record a triple-double (21 years, 330 days)... became fourth player in NBA history under 22 to have a 50-point game and a triple-double, joining LeBron James, Brandon Jennings, and Trae Young.
- Hit the game-winning 3-pointer with 0.4 seconds left at Washington on 1/5/22.
- Over the past two seasons, was one of eight players to have averaged at least 15.0 ppg, 6.0 apg, 4.0 rpg, 1.00 spg and 2.0 3FGM, joining LaMelo Ball, Stephen Curry, Luka Doncic, James Harden, LeBron James, Kyle Lowry and Fred VanVleet.

## 2020-21 (Cleveland/Houston)

- Started the season with Cleveland but did not appear in a game prior to being acquired by Houston on 1/22/21.
- In 26 games with 23 starts as a Rocket, averaged 16.6 ppg (42.5% FGs, 31.1% 3FGs, 73.4% FTs), 6.3 apg and 3.8 rpg in 32.1 mpg.
- Was inactive (Coach's Decision) four times for Houston prior to being assigned to the G League on 1/29/21... missed three games (3/22-3/26/21) with right quad soreness, three games (4/21-4/24/21) due to health & safety protocols and six games (5/7-5/16/21) with a left ankle sprain.
- Joined Ja Morant as the only sophomores to have averaged at least 16.0 ppg, 6.0 apg and 3.0 rpg.
- In 22 games as a starter, averaged 17.9 ppg (42.9% FGs, 32.2% 3FGs, 73.8% FTs), 6.5 apg and 4.0 rpg in 33.8 mpg.
- Scored 20+ points in nine of his 26 games played including a career-high 50 points vs. Milwaukee on 4/29/21.
- Hit 2+ 3FGM 16 times, including 3+ seven times with a career-best 9 vs. Milwaukee on 4/29/21.
- Recorded 7+ assists 11 times and recorded four point/assist double-doubles.
- Had 50 points and 11 assists vs. Milwaukee on 4/29/21... according to the Elias Sports Bureau, became the fifth-youngest (20 years, 360 days) to have scored 50+ and the youngest (20 years, 360 days) with 50+ points and 10+ assists eclipsing LeBron James' record (23 years, 66 days).
- Became the eighth different Rocket to have scored 50+ points and joined James Harden as the only Rockets with 50+ points and 10+ assists.
- **G League 2020-21:** In games for Rio Grande Valley, averaged 24.1 ppg (44.8% FGs, 32.0% 3FGs, 78.0% FTs), 7.2 apg, 6.5 rpg and 1.5 spg in 36.0 mpg... led the G League in scoring while ranking second in assists... named All-NBA G League First Team.

## 2019-20 (Cleveland)

- In 50 games with three starts, averaged 10.0 ppg (44.2% FGs, 33.5% 3FGs, 72.3% FTs), 3.2 rpg and 2.2 apg in 23.2 mpg.
- Missed one game (1/4/20) due to personal reasons, 10 games (1/7-1/25/20) with a left knee sprain and three games (3/7-3/10) while in concussion protocol.
- Scored 20+ points 21 times, including 20+ three times and 30+ once.
- Hit 2+ 3FGM 13 times, including 3+ five times.


## College

- Was an early entry candidate for the 2019 NBA Draft following his freshman season at USC.
- Averaged 9.5 ppg, 4.0 rpg and 1.4 apg while shooting 47.1% from the floor and 41.2% from 3-point range.
- Had 15 points on 6-of-7 shooting in his first game vs. Robert Morris.

## Personal

- Full name is Bryan Kevin Porter Jr.
- Attended same high school (Rainier Beach in Seattle) as Jamal Crawford, Nate Robinson, Dejounte Murray, Doug Christie and Terrence Williams... was teammates with Murray.
- Averaged 27 points, 14 rebounds and 5 assists as a senior.

# #28 Alperen Sengun



## Personal Info

### Height

6-11

### Weight

255

### Birthdate

7/25/02

### Birthplace

Giresun, Türkiye

### Prior to NBA

Besiktas (Türkiye)

### NBA Experience

1

### Drafted

2021 (16th overall) by Oklahoma City

## Career Highs

	Regular Season	Playoffs		Regular Season	Playoffs
<b>PTS</b>	27 at Por 3/26/22		<b>OR</b>	7 at BKN 4/5/22	
<b>FGM</b>	10 at Por 3/26/22		<b>DR</b>	12 at Pho 2/16/22	
<b>FGA</b>	20 vs. LAL 3/9/22		<b>TR</b>	15 vs. Min 4/3/22	
<b>3FGM</b>	3 at Pho 2/16/22		<b>AST</b>	8 vs. Atl 4/10/22	
<b>3FGA</b>	5 vs. NO 2/6/22		<b>STL</b>	3 (6 times)	
<b>FTM</b>	7 vs. Ind 3/18/22		<b>BLK</b>	3 (4 times)	
<b>FTA</b>	12 at GS 11/7/21		<b>MIN</b>	39:54 vs. LAL 3/9/22	

## Career Statistics

### REGULAR SEASON

YEAR	G-S	MIN	FGM-A	PCT	3FGM-A	PCT	FTM-A	PCT	REBOUNDS OFF-DEF-TOT	AST	PF-D	ST	TO	BLK	TP	RPG	APG	PPG
21-22 Houston	72-13	1489	249-525	.474	29-117	.248	165-232	.711	138-255-393	185	214-2	59	145	68	692	5.5	2.6	9.6

## Career Transactions

Selected by Oklahoma City with the 16th overall pick in the 2021 NBA Draft before his rights were traded to Houston in exchange for two future first round picks.

# #28 Alperen Sengun

## 2021-22 Notes/Career Highlights

---

- **Summer 2022:** Averaged 16.5 ppg, 8.2 rpg 2.2 apg and 1.2 spg for Türkiye in FIBA EuroBasket 2022.
- Missed one game (11/10/21) due to illness, seven games (1/1-1/12/22) with a right ankle sprain and two games (3/30-4/1/22) with a left leg contusion.
- Averaged 16.7 ppg, 9.5 rpg, 4.5 apg, 1.4 spg and 1.6 bpg per 36 minutes played.
- Over his final 21 games played, averaged 11.9 ppg and 7.0 rpg in 25.4 mpg after averaging 8.7 ppg and 4.8 rpg in 18.7 mpg his first 51 games played.
- In 12 games as a starter, averaged 12.1 ppg, 8.2 rpg and 3.6 apg in 29.6 mpg.
- Was the fourth player in NBA history to have averaged at least 9.0 ppg, 5.0 rpg and 2.0 apg in fewer than 21 mpg in a single season with more than one game played.
- Became the tenth rookie 20 or younger not born in the United States to have averaged at least 9.0 ppg and 5.0 rpg, joining Nenê, Luol Deng, Kristaps Porzingis, Nikola Jokic, Lauri Markkanen, Luka Doncic, Deandre Ayton, RJ Barrett and Josh Giddey.
- Dating back to 1975-76, was the first player with at least 692 points, 393 rebounds and 185 assists fewer than 1,500 minutes played through the first 72 GP of a season.
- Averaged 1.1 blocks over his final 55 games played after averaging 0.5 bpg his first 17 games played.
- Had eight double-doubles, including six over his final 24 games played.
- Had 21 points and 14 rebounds with 2 steals and 2 blocks vs. the Lakers on 3/9/22... first 19-year-old to post those numbers since Bill Willoughby (4/10/76).
- Had 15 points, 6 rebounds, 6 assists and 3 blocks in 23 minutes of play at Memphis on 12/11/21... dating back to 1983-84, was first player to have posted those numbers in 23 or fewer minutes played.
- Had 11 points, 6 rebounds, 2 assists and 3 steals in his NBA debut at Minnesota on 10/20/21... first player to post those numbers in his first game since Michael Carter-Williams on 10/30/13 and was the first teen to do so in his debut since Dwight Howard on 11/3/04.
- **Summer 2021:** In four starts for Houston in the NBA Summer League, averaged 14.5 ppg (43.2% FGs, 37.5% 3FGs, 60.7% FTs), 11.0 rpg, 2.8 apg, 1.25 spg and 3.00 bpg in 25.0 mpg.

## 2020-21 (International)

---

- Was the Turkish Super League MVP while playing for Besiktas... In 34 league games, averaged 18.6 ppg (62.6% FGs, 21.2% 3FGs, 81.2% FTs), 8.9 rpg, 2.7 apg, 1.3 spg and 1.5 bpg.
- In three FIBA Europe Cup games, averaged 23.0 ppg on 71.0% shooting.
- Increased his scoring average from 5.0 ppg in his first Turkish Super League season in 2019-20 to 18.6 in 2020-21.

## 2019-20 (International)

---

- In 22 games for Bandirma Basketbol in the Turkish Super League, averaged 5.0 ppg (51.1% FGs, 58.6% FTs) and 3.9 rpg in 13.5 mpg.
- In 15 games with Bandirma Basketbol in Basketball Champions League Europe, averaged 6.6 ppg (48.0% FGs, 31.6% 3FGs, 63.6% FTs) and 3.3 rpg in 14.9 mpg.

## 2018-19 (International)

---

- Played for Bandirma Kirmizi B.K. in the Turkish Basketball First League, the second-tier pro league.
- In 29 games, averaged 10.8 ppg (47.6% FGs, 25.9% 3FGs, 60.0% FTs) and 6.8 rpg in 22.3 mpg.

## Personal

---

- Member of the Turkish senior national team and competed in qualifiers for the 2021 Olympics.
- Helped Turkey to a silver medal at the 2019 FIBA Under-18 European Championships while earning All-Tournament Team honors.
- Was also into swimming before concentrating on basketball.



# #1 Jabari Smith Jr.



## Personal Info

### Height

6-11

### Weight

213

### Birthdate

5/13/03

### Birthplace

Fayetteville, GA

### High School

Sandy Creek (Tyrone, GA)

### Prior to NBA

Auburn

### NBA Experience

Rookie

### Drafted

2022 (3rd overall) by Houston

## Career Transactions

Selected by Houston with the 3rd overall pick in the 2022 NBA Draft.

## Notes/Career Highlights

### 2021-22 Notes/Career Highlights

- **Summer 2022:** Started all five games for Houston at the NBA Summer League in Las Vegas, while averaging 14.4 ppg (37.7% FGs, 25.9% 3FGs, 76.5% FTs), 9.4 rpg, 1.8 apg, 1.6 spg and 1.4 bpg in 29.8 mpg.

### College

- Was an early entry candidate for the 2022 NBA Draft following his freshman season at Auburn.
- Averaged 16.9 ppg, 7.4 rpg, 2.0 apg, 1.1 spg and 1.0 bpg along with 2.3 3FGM on 42.0% shooting.
- Over the final nine games, averaged 21.8 ppg, 9.1 rpg and 2.8 apg... scored 25+ points four times over that span after doing so once his first 25 games played.
- Earned consensus second-team All-American honors and was named National Freshman of the Year by the National Association of Basketball Coaches (NABC) and the U.S. Basketball Writers Association (USBWA).
- Dating back to 1992-93, joined Kevin Durant as the only freshmen to have averaged at least 16.0 ppg, 7.0 rpg and 2.0 3FGM while shooting 40.0% or better from behind-the-arc.
- Dating back to 1992-93, was one of four freshmen to have averaged at least 16.0 ppg, 7.0 ppg, 2.0 3FGM and 1.00 bpg.
- Hit at least one 3-pointer in each of the final 29 games of the season... shot 7-of-10 from behind-the-arc vs. Vanderbilt on 2/16/22.
- Averaged 4.8 FTA on 79.9% shooting... was one of six freshmen in 2021-22 to have averaged at least 4.0 FTA while shooting 79.0% or better and the only one not classified as a guard.
- Grabbed 10+ rebounds nine times, including seven double-doubles.

### Personal

- Son of Jabari Smith Sr. and Taneskia Purnell... father was the 45th overall pick by Sacramento in the 2000 NBA Draft and played four seasons in the NBA in addition to playing overseas.
- Cousin of Kwame Brown, who as the first overall pick in 2001 and played 12 seasons in the NBA.
- As a senior at Sandy Creek High School outside of Atlanta, was named Mr. Georgia Basketball and Georgia Gatorade Player of the Year.
- Was a McDonald's All-American and was selected to both the Jordan Brand Classic and Nike Hoops Summit.
- Won a gold medal playing for the United States at the 2019 FIBA Under-16 Championship.

# #8 Jae'Sean Tate



## Personal Info

<b>Height</b>	<b>High School</b>
6-5	Pickerington Central (Pickerington, OH)
<b>Weight</b>	<b>Prior to NBA</b>
226	Ohio State
<b>Birthdate</b>	<b>NBA Experience</b>
10/28/95	2
<b>Birthplace</b>	<b>Drafted</b>
Toledo, OH	Not selected in the 2018 NBA Draft

## Career Highs

	Regular Season	Playoffs		Regular Season	Playoffs
<b>PTS</b>	32 at OKC 12/1/21		<b>OR</b>	6 vs. BKN 3/3/21	
<b>FGM</b>	11 at OKC 12/1/21		<b>DR</b>	12 vs. OKC 10/22/21	
<b>FGA</b>	19 (2 times)		<b>TR</b>	14 vs. OKC 10/22/21	
<b>3FGM</b>	4 vs. Atl 3/16/21		<b>AST</b>	10 (2 times)	
<b>3FGA</b>	9 (2 times)		<b>STL</b>	4 (6 times)	
<b>FTM</b>	9 at OKC 12/1/21		<b>BLK</b>	5 at OKC 12/1/21	
<b>FTA</b>	10 at OKC 12/1/21		<b>MIN</b>	40:18 vs. Tor 3/22/21	

## Career Statistics

REGULAR SEASON	REBOUNDS																	
YEAR	G-S	MIN	FGM-A	PCT	3FGM-A	PCT	FTM-A	PCT	OFF-DEF-TOT	AST	PF-D	ST	TO	BLK	TP	RPG	APG	PPG
20-21 Houston	70-58	2043	316-625	.506	60-195	.308	102-147	.694	132-242-374	178	222-2	85	98	36	794	5.3	2.5	11.3
21-22 Houston	78-77	2056	363-729	.498	63-202	.312	130-184	.707	135-285-420	222	286-3	72	139	41	919	5.4	2.8	11.8
<b>TOTALS</b>	<b>148-135</b>	<b>4099</b>	<b>679-1354</b>	<b>.501</b>	<b>123-397</b>	<b>.310</b>	<b>232-331</b>	<b>.701</b>	<b>267-527-794</b>	<b>400</b>	<b>508-5</b>	<b>157</b>	<b>237</b>	<b>77</b>	<b>1713</b>	<b>5.4</b>	<b>2.7</b>	<b>11.6</b>

## Career Transactions

Not selected in the 2018 NBA Draft... Signed as a free agent with Houston on 11/25/20.

# #8 Jae'Sean Tate

## 2021-22 Notes/Career Highlights

- In 78 games with 77 starts for Houston, averaged 11.8 ppg (49.8% FGs, 31.2% 3FGs, 70.7% FTs), 5.4 rpg and 2.8 apg in 26.4 mppg.
- Missed two games (12/27-12/28/21) due to health & safety protocols and two games (3/9-3/11/22) with left ankle soreness.
- Is the fifth player to have reached his totals of points, rebounds, assists, steals, blocks and 3FGM through the first 148 games of a career (Vince Carter, Paul Pierce, Lamar Odom, LeBron James).
- Started 77 of his 78 games played in 2021-22 after starting 58 of his final 61 GP as a rookie in 2020-21... tied for the most starts by a sophomore over the past two seasons.
- Averaged 11.8 ppg, 5.4 rpg and 2.8 apg in 2021-22 after averaging 12.3 ppg, 5.5 rpg and 3.0 apg post All-Star break in 2020-21.
- Scored 20+ points six times, including a career-high 32 at Oklahoma City on 12/1/21.
- Over the past two seasons, was one of five players listed 6'4" or shorter with 100+ games played to have shot 50.0% or better from the floor.
- Hit 2+ 3FGM 19 times, including 3+ four times.
- Grabbed 8+ rebounds 16 times in 2021-22 after doing so seven times as a rookie in 2020-21.
- Had seven point/rebound double-doubles in 2021-22 after having one as a rookie... has 10 career double-doubles (8 point/rebound; 2 point/assist).

## 2020-21 (Houston)

- In 70 games with 58 starts for Houston, averaged 11.3 ppg (50.6% FGs, 30.8% 3FGs, 69.4% FTs), 5.3 rpg, 2.5 apg and 1.21 spg in 29.2 mppg.
- Named All-Rookie First Team, becoming first Rocket to earn those honors since Luis Scola in 2007-08.
- Missed one game (5/5/21) due to health & safety protocols and one game (5/7/21) with a left knee contusion.
- Started 58 of his final 61 games played.
- Had 794 points, 374 rebounds, 178 assists, 85 steals, 36 blocks and 60 3FGM... first rookie to post those numbers within the first 70 games played of a career (Paul Pierce did so over a two-season span).
- Post All-Star break, was one of 10 players to have averaged at least 12.0 ppg, 5.0 rpg, 3.0 apg and 1.50 spg.
- Scored 10+ points 37 times, including 20+ six times... had 13 points in his NBA debut at Portland on 12/26/20.
- Hit 2+ 3FGM 15 times, including 3+ eight times.
- Led the team with 132 offensive rebounds (1.9 per) and was second among rookies.
- Averaged 3.6 assists over his final 33 games played, up from 1.6 the first 37 games.
- Recorded 2+ steals 23 times, including 3+ 12 times... had 3 steals and 3 blocks at Detroit on 1/22/21... first Rockets rookie with 3+ steals and 3+ blocks in a game since Robert Horry on 11/25/92.
- Had three double-doubles (one point/rebound; two point/assist) and has grabbed 10+ rebounds twice... first Rockets rookie with a point/assist and a point/rebound double-double since Steve Francis in 1999-00.

## 2019-20 (International)

- Played for the Sydney Kings of the Australian National Basketball League... Team advanced to the NBL Finals.
- In 36 games (all starts), averaged 16.4 ppg (65.1% FGs, 40.5% 3FGs, 60.2% FTs), 5.8 rpg, 1.9 apg and 1.06 spg in 26.9 mppg.
- Named All-NBL First Team.

## 2018-19 (International)

- Played for the Antwerp Giants of the Belgian Pro Basketball League... Team advanced to the league finals.
- In 43 Belgian league games, averaged 10.1 ppg (56.0% FGs, 45.5% 3FGs, 64.1% FTs), 3.9 rpg and 1.7 apg in 21.5 mppg.
- In 20 Basketball Champions League games, averaged 12.2 ppg (54.2% FGs, 40.5% 3FGs, 49.5% FTs), 5.1 rpg and 1.5 apg in 24.7 mppg... Also averaged 17.3 ppg, 8.5 rpg and 2.5 apg in four BCL qualifiers.
- Named All-PBL Offensive Team.

## College

- Spent all four seasons at Ohio State...For his career, averaged 11.7 ppg (55.2% FGs), 6.0 rpg, 1.7 apg and 1.1 spg in 28.0 mppg.
- Started all 94 of his games played over his final three seasons.
- Earned Honorable Mention All-Big Ten honors by media and coaches as both a sophomore and junior... Was Second Team All-Big Ten by coaches as a senior and Honorable Mention by media.

## Personal

- Father, Jermaine, played collegiately at Ohio State and Cincinnati and professionally overseas.
- Has a tattoo on his left leg with his mother's name and birthdate... She passed away when he was 8.
- Has three siblings, Jalen, Jada and Jocelyn.
- Helped Pickerington Central High School in Ohio to a 26-2 record and the OHSAA Division I State Championship as a sophomore.
- Also played football in high school as a defensive end and a tight end before a shoulder injury cut short his junior season.
- Was high school teammates with Caris LeVert.

# #0 TyTy Washington Jr.



## Personal Info

<b>Height</b>	<b>High School</b>
6-3	AZ Compass Prep (Chandler, AZ)
<b>Weight</b>	<b>Prior to NBA</b>
193	Kentucky
<b>Birthdate</b>	<b>NBA Experience</b>
11/15/01	Rookie
<b>Birthplace</b>	<b>Drafted</b>
Phoenix, AZ	2022 (29th overall) by Memphis

## Career Transactions

Selected by Memphis with the 29th overall pick in the 2022 NBA Draft... Rights were traded by Memphis to Minnesota along with the rights to Walker Kessler in exchange for the rights to Jake LaRavia and a future second round pick on 6/24/22... Rights were traded by Minnesota to Houston along with two future second round picks in exchange for the rights to Wendell Moore Jr. on 6/24/22.

## Notes/Career Highlights

### 2021-22 Notes/Career Highlights

- **Summer 2022:** Appeared in all five games with three starts for Houston at the NBA Summer League in Las Vegas, while averaging 9.4 ppg (37.5% FGs, 30.0% 3FGs, 62.5% FTs), 3.8 apg, 3.6 rpg and 1.8 spg in 26.5 mpg.

### College

- Was an early entry candidate for the 2022 NBA Draft following his freshman season at Kentucky.
- Averaged 12.5 ppg (45.1% FGs, 35.0% 3FGs, 75.0% FTs), 3.9 apg, 3.5 rpg and 1.3 spg... shot 49.6% inside-the-arc.
- Earned All-SEC Second Team honors and was a finalist for the Kyle Macy Award, honoring the nation's best freshman.
- Dating back to 1992-93, joined John Wall, De'Aaron Fox and Shai Gilgeous-Alexander as the only Kentucky freshman to have averaged at least 12.0 ppg, 3.0 rpg, 3.0 apg and 1.00 spg.
- Prior to suffering an ankle injury vs. Auburn on 1/22/22, shot 40.4% from 3-point range over his first 18 games played (33.3% over final 13 GP).
- Set the Wildcats single game school record with 17 assists vs. Georgia on 1/8/22... had 12 rebounds vs. Ohio on 11/19/21.
- Let the SEC in assist-to-turnover ratio (2.35)... had 40 steals with 51 turnovers.
- Dating back to 2000-01, joined Tyler Ennis as the only freshmen to have recorded at least 350 points, 100 rebounds, 100 assists and 40 steals with fewer than 60 turnovers.

### Personal

- Parents are Felicia Caldwell and Tyrone Washington Sr. ... has two siblings, Tatyana and Tyrique.
- Full name is Tyrone Washington Jr. ... chose to go by "TyTy" instead of T.J. for Tyrone Jr.
- Was ranked as the No. 14 player in the 2021 recruiting class by Rivals.com and ESPN.
- Dunked for the first time at age 16 in physical education class.
- Spent his first two high school seasons at Cesar Chavez in Phoenix before transferring to AZ Compass Prep in nearby Chandler, Arizona.
- Named to the 2021 Jordan Brand Classic roster.

# axs

Events. Tickets.  
Moments.

Find tickets to your  
favorite events in Houston  
at **axs.com**.



# Rockets Business Executives

## Rockets Business Team



**Gretchen Sheir**  
President of Business  
Operations



**Steve Scheinthal**  
Executive VP &  
General Counsel  
Fertitta Entertainment



**Rick Liem**  
Executive VP & CFO  
Fertitta Entertainment



**Michael C. Fertitta**  
Director  
Fertitta Entertainment



**Patrick J. Fertitta**  
Director  
Fertitta Entertainment



**Michael Goldberg**  
Outside Counsel  
Baker Botts L.L.P.



**Clay Allen**  
General Counsel



**Julian Duncan**  
Chief Marketing &  
Strategy Officer



**Zee French**  
Vice President  
Ticketing



**Hillary Fujii**  
Vice President  
Booking &  
Event Operations



**Sarah Gibson**  
Vice President  
Suites



**Doug Hall**  
General Manager,  
Senior Vice President  
Toyota Center



**Tracey Hughes**  
Vice President  
Media &  
Player Relations



**Sarah Joseph**  
Vice President  
Community & Events



**Larry Kaiser**  
Chief Financial Officer



**Dawn Keen**  
Vice President  
Corporate Development



**Scott Manley**  
Asst. GM of Toyota  
Center/VP of  
Arena Operations



**Eric Marglous**  
Vice President  
Ticket Operations



**Samir Mayur**  
Vice President  
Strategic Planning



**Paul Suarez**  
Vice President  
Digital Marketing

# Rockets Business Team

## Rockets Business Team



**Jim Adessa**  
Sr. Director  
Programming



**Don Allen**  
Building Carpenter



**Eddie Allen**  
Facilities Services  
Event Staff



**Natalie Alvarado**  
Director  
Live Programming &  
Entertainment



**Inmar Alvarez**  
Facility Services  
Asst. Conversion  
Supervisor



**Nicholas Anders**  
E-Commerce  
Coordinator



**Tajma Baker**  
Building Operator



**Reed Barber**  
Membership Account  
Executive



**Celestino Barcenas**  
Facility Services  
Event Staff



**Vincent Bradford**  
Facility Services  
Event Staff



**Brian Brown**  
Manager  
Network Operations



**Kevin Burgess**  
Sr. Audio/Visual  
Coordinator



**Michael Canella**  
Sr. Manager  
Production



**Jared Capozzi**  
Director  
Suite & Event Rentals



**Alysha Carrier**  
Payroll Coordinator



**Juan Castillo**  
Manager  
Facility Services



**Courtney Clay**  
Event Services  
Coordinator



**Sonia Christian**  
HR Manager



**Andre Coleman**  
Facility Services  
Assistant Conversion  
Supervisor



**Roderick Collins**  
Lead Operator &  
Energy Management  
Technician



**David Congdon**  
Motion Graphics  
Designer



**Joshelyn Contreras**  
Facility Services  
Coordinator



**Andrew Cornutt**  
Sr. Manager, Group &  
Individual Sales



**Chris Costa**  
Sr. Director,  
Membership Services



**Lellani Costa**  
Director  
Events



# Rockets Business Team



**Sara Currie**  
Creative  
Coordinator



**Terra'nce Daniels**  
Director  
Digital Media



**Dominic Davila**  
Programming  
Coordinator



**Anna DiCecco**  
Manager  
Partnership Activation



**Hai Duong**  
Sr. Manager  
Community Relations



**Cedrick Edwards**  
Sr. Director  
Security &  
Guest Services



**Paul Espinosa**  
Manager  
Retail Operations



**Sloane Evans**  
Manager  
Partnership Activation



**Hanna Featherston**  
Event Operations  
Manager



**Liane Fisher**  
Sr. Coordinator  
Partnership Activation



**Troy Ford**  
Sr. Maintenance  
Supervisor



**Scott Foulkrod**  
Manager  
Audio/Visual &  
Scoreboard



**Tyler Frazier**  
Retail Operations  
Coordinator



**Kenya Freeman**  
Facility Services  
Event Staff



**Taylor French**  
Sr. Coordinator  
Marketing Operations



**Richard Furgison**  
Facility Services  
Event Staff



**Andrew Gan**  
Membership  
Account Executive



**Richy George**  
Senior Accountant



**Terri Glenn**  
Manager  
Administrative  
Services



**Amanda Goldstein**  
Manager  
Suite Activation



**Ricky Gomez**  
Manager  
Community Relations



**Courtney Hager**  
Director  
Suite Activation



**Lane Hamilton**  
Entertainment  
Specialist



**Kris Handoyo**  
Sr. Coordinator  
Email Marketing



**Kristen Harper**  
Sr. Director  
Human Resources

# Rockets Business Team



**William Helin-Glick**  
Financial Analyst



**Marcellus Henderson**  
Lead Carpenter



**Jose Hernandez**  
Maintenance Engineer



**Madison Hiegl**  
Coordinator  
Partnership Activation



**Tomorrow Huff**  
Coordinator  
Media Relations



**Kara Infante**  
Sr. Director  
Retail Operations



**Megan Jackson**  
Event Services  
Coordinator



**Zanetta Jones**  
Sr. Manager  
Ticket & Box Office  
Operations



**Hiren Joshi**  
Director  
Digital Strategy



**Micah Kamla**  
Director  
Digital Innovation



**Scott Keaton**  
Director  
Global Partnerships  
Sales & Strategy



**Max Labadie**  
Digital Producer



**Kelly Lemond**  
Building Operator



**Jose Limon**  
Game Presentation  
Coordinator



**Elizabeth Lloyd**  
Group Sales  
Account Executive



**Jose Lopez**  
Sr. Creative Director



**Youyou Lu**  
Marketing & Corporate  
Development Activation  
Manager, China



**Lewis Madsen**  
Controller



**Leticia Magana**  
Executive Assistant



**Clayton Malkowsky**  
Staff Accountant



**Eric Martin**  
Sr. Coordinator  
Event Operations



**Sean McCloskey**  
Sr. Manager  
Media Relations



**Cyrus Mitchell**  
Assistant Manager  
Facility Services



**Michael Moore**  
Administrative Services  
Coordinator



**Blaine Morris**  
Manager  
Corporate Sales

# Rockets Business Team



**Brandon Moss**  
Manager  
Premium Accounts



**Jacqueline Muckelroy**  
AP Coordinator



**Alisha Naik**  
Ticketing Coordinator



**Kristen Newman**  
Membership Account  
Executive



**Cortez Nichols**  
Sr. Manager  
Suite Activation



**John Noud**  
Director  
Premium Sales



**Daniel O'Malley**  
Building Electrician



**Trevor Patin**  
Digital Media  
Coordinator



**Hannah Peery**  
Digital Media  
Coordinator



**Edgar Portillo**  
Assistant Director  
Engineering



**Melissa Ramirez**  
HR Coordinator



**Samantha Robison**  
Manager  
Premium Accounts



**Robert Rodriguez**  
CRM Data Analyst



**Jerald Rogers**  
Junior Social Media  
Coordinator



**Sarah Romero**  
Assistant Services  
Executive



**Jordan Ronsonette**  
Building Electrician



**Cooper Ross**  
Digital Editor/  
Videographer



**Delondre Roy**  
Facility Services  
Event Staff



**Lauren Russell**  
IT Coordinator



**Jesse Salazar**  
Director  
Membership Sales



**Tyrani Sanders**  
Membership Account  
Executive



**Jake Seaboch**  
Premium Sales  
Executive



**Hunter Segesta**  
Director  
Marketing



**Carlos Sepulveda**  
Director  
Facility Operations



**Avani Sharma**  
Director, Corporate  
Partner Services

# Rockets Business Team



**Ben Sledge**  
Manager  
Production



**Trevor Smyth**  
Suite Account  
Executive



**Jessica Stanley**  
Manager  
Guest Services



**Sam Strantz**  
Associate  
Legal Counsel



**Doug Swan**  
Sr. Director  
Scoreboard Operations



**David Thomas**  
Director  
Corporate Sales



**Ryan Thormaehlen**  
Manager  
Planning & Prospects



**TheryIn Tillis**  
Team Shop  
Coordinator



**Dolores Townley**  
Group Sales  
Account Executive



**Rebecca Traylor**  
Director  
Event Operations



**Cody Vanghel**  
Suite Account  
Executive



**Karl Vanstrum**  
Membership  
Account Executive



**Shay Villarreal**  
Sr. Graphic Designer



**Sydney Walker**  
Manager  
Partnership Activation



**Shakira Wardally**  
Sr. Manager  
Player Relations



**DJ Washington**  
Facility Services  
Shipping & Receiving



**Olivia West**  
Coordinator  
Partnership Activation



**Michael Wing**  
Business Analyst



**Aaron Winton**  
Director  
Corporate Sales



**Paul Woo**  
Manager  
Broadcast Operations



**Okpara Young**  
Sr. Director, IT &  
Telecommunications



**Shelita Young**  
Sr. Manager,  
Membership Services

# Rockets Entertainers



## Clutch "The Rockets Bear"

Now in his 28th season as the Rockets mascot, Clutch the Bear is one of the most celebrated mascots in sports.

Clutch is HOUSTON'S #1 FAN and can be seen cheering on his team at all Rockets home games and at countless community events throughout the city of Houston.

Whether he is creating impromptu comedy, throwing around cakes, shooting silly string, signing autographs, dancing with the Clutch City Dancers, doling out hugs, performing on-court skits, dancing and pulling pranks on social media, or climbing ladders and doing flips, Clutch is always a fan favorite.

When Clutch isn't entertaining fans at Toyota Center, he is visiting fans all over Houston and around the world, having performed across the U.S. and internationally in thirteen countries. Clutch was named the first-ever NBA Mascot of the Year in 2005, again in 2013, and was also awarded the crown in 2021! He was also inducted into the Mascot Hall of Fame in 2006. Keep your eye out for this fun-loving, entertaining bear!

## Clutch City Dancers

Formerly known as the "Rockets Power Dancers", The Clutch City Dancers have long been fan favorites at Rockets games and in the Greater Houston area for their tremendous energy, hard-hitting routines and love for the game. This world-class group of dancers has inspired Rockets fans since the 1994-95 season. The team is composed of business professionals and students who perform at all home games and at numerous community, corporate and private events. The dancers, along with Rockets players and staff, also contribute to and attend community events that make a difference in the lives of those in our community. The dancers have been proud to represent the Rockets at multiple NBA All-Star Games, as well as at international events throughout mainland China, Hong Kong, the Philippines, Taiwan, Bosnia, Kosovo, the United Kingdom and Spain. These versatile ladies have been featured on SportsCenter, CNN, Fox and FSN, as well as in Sports Illustrated, Maxim and Complex magazines. The Clutch City Dancers are led by Director of Entertainment Natalie Alvarado. This former seven-year member of the Rockets Power Dancers also toured the nation as a music performer with Universal Records. Her self-titled debut album "Natalie" premiered at No. 16 on the Billboard Top-200 Charts.



## Rockets Launch Crew

The Rockets Launch Crew took off in 2004-05 and hasn't looked back. This group of talented tumblers, break dancers, pop-lockers and cheer stunters are the best in the business. You can see them performing explosive routines, throwing t-shirts to fans and helping with on-court contests, all while bringing their special brand of spirit. The Launch Crew team members show their skills at home games, performing during timeouts and energizing the crowd at key moments in the game. They also make numerous community and corporate appearances throughout the year. Launch Crew is often invited to represent the Rockets at the NBA All-Star Games. The crew has also represented Rockets Entertainment at the 2013-14 Global Games in the Philippines and Taiwan, as well as 2019-20 games in Hawaii and Japan. In 2013, the Launch Crew was named, "The Best Entertainment Team in Sports" by Gameops.com.



## Rockets Little Dippers

The Little Dippers are the cutest addition to Rockets game entertainment. This co-ed squad of talented kids, ages 6-11, debuted in 2006-07 and was an immediate hit. The group of all-star kids from all over Houston perform hip-hop and novelty dance routines at weekend and special games throughout the year. Their energetic performances include tumbling, stunting and break dancing which always bring the crowd to its feet. The Little Dippers love to participate in the Rockets game experience and also perform at community events.

## Rockets Space City Seniors

The Space City Seniors are another great performance group for the Rockets. Consisting of several "young at heart" retirees, these seniors wow Toyota Center crowds on a regular basis with their current and old-school hip hop moves. Their high energy and enthusiasm for dance and the Rockets are unmatched in the NBA.

## Sonic Boom Drumline

The Sonic Boom Drumline is the newest and loudest Entertainment Group of the Houston Rockets. It is comprised of snare, bass, tenor drums and cymbals. The Sonic Boom Drumline can be heard performing within the arena during pregame, halftime & postgame, and their on-court performances are loud and entertaining. Whether it's standing alone as a unit or providing an explosive beat for the other Entertainment Groups, they never fail to bring the boom.

## Anti-Gravity

The Rockets Dunk Team, Anti-Gravity, was introduced to Rockets entertainment in 2010. This powerful and explosive group of trampoline dunkers consists of gymnasts and performers who perform during quarter breaks at selective home games. They bring the energy and never cease to amaze the fans of Toyota Center with their one-of-a-kind acrobatic dunks. Many of the Anti-Gravity members travel from city to city as professional dunkers, and even circus entertainers, who have appeared on the infamous TV show, America's Got Talent. Anti-Gravity performs at community and corporate events throughout the season.

# Clutch City Foundation

Established by former Rockets Owner Leslie Alexander in 1995, the Clutch City Foundation provides hope, help and inspiration for those who might otherwise be forgotten. The Clutch City Foundation serves as the umbrella organization for all Rockets community initiatives. Through the foundation, Rockets players, coaches and staff participate in a myriad of programs for those who are in need; especially children. Since its inception, the Clutch Foundation has raised over \$15 million for those in need here in Houston and throughout the world.



## Rockets Give Back Program

Houston Rockets and Toyota Center employees take part in the Rockets Give Back Program by volunteering with our community partners. Last season, over 1,200 volunteer hours were spent serving homeless families, assisting in food pantries, delivering meals to children, providing gifts for children during the holidays, playing basketball and video games with youth – just to name a few projects.

## Hoops for Troops

Each season, Rockets players, legends and members of the military host a joint community service project that benefits a

local non-profit. The annual initiative is a part of Hoops for Troops, a partnership between the NBA and the Department of Defense where teams work alongside military personnel on projects that improve their community.

## A Season of Giving Presented by Kroger

During the holiday season, Rockets players, coaches and staff host a series of events for members of the community who are less fortunate. Each year, hundreds of children and their families are the recipients of private parties, gifts and surprise visits by players.

## Heroes Program

During the season, the Rockets recognize men and women who commit their lives to serving others. The Heroes Program honors members of the armed forces, police and fire departments, and people from all walks of life who contribute to make Houston a world-class city. Honorees and their guests are hosted in the Heroes Suite during the game and are recognized on-court for their contributions.

## In Arena 50/50 Raffle

The Rockets are excited to host the 50/50 Raffle for the 4th year. Implemented at every home game during the regular season, as well as playoffs. The 50-50 raffle has raised over 1.8 million dollars. Again this season, one lucky fan will win 50% of net proceeds raised each night, with the other 50% going to the Clutch City Foundation.

## First Shot

Prior to every home game, a featured celebrity or local personality is given the opportunity to shoot one free throw, with a made attempt earning \$5,000 for the Clutch City Foundation. If the First Shot is missed, Rockets owner Tilman Fertitta still donates \$1,000 as part of the team's commitment to give back to the community.

## Patriot Day of Service

Each year on Patriots Day, the Rockets host a companywide service initiative to mark the heroic sacrifices made by first responders on September 11. Rockets players, executive team, and more than 100 staff honor members of the Houston Police Department and Houston Fire Departments by personally visiting each location. As a show of gratitude and appreciation, the group delivers tickets and t-shirts to each of the police and fire stations. The past two years, the Rockets also held a luncheon at Toyota Center for members from local police and fire departments along with military personnel who had tours of duty in the Middle East.



## Grassroots Basketball

Rockets grassroots basketball programs provide opportunities and resources for youth to remain active and physically fit by participating in basketball related activities. From camps, to clinics, to leagues, hundreds of children each year enroll in Rockets year-round grassroots basketball programs.

## Boys & Girls Clubs Best Shot Program Presented by Toyota

The Rockets and Toyota are proud to encourage youth to always give their very best effort. Through the Best Shot Program, more than 1000 students participate in a 10-week basketball league, which also includes academic tutoring, cultural awareness workshops and drug prevention courses.



## Be Fit Challenge with Memorial Hermann

The Rockets and Memorial Hermann reward children who make nutritious eating and regular exercise a daily habit, as well as encourage parents to become involved in their children's healthy lifestyles. The Be Fit Challenge is implemented in Houston schools and provides children with nutritional and activity tips. It also includes a Be Fit game where students can win Rockets prizes. Additionally, one school is rewarded with an exciting Be Fit Rally, starring Rockets entertainment and Memorial Hermann fitness and nutrition experts.

## Grassroots Education

The Rockets are committed to partnering with local school districts and education experts to help improve student academic performance. Therefore, the Rockets implement educational programs in collaboration with school administrators and educators that are designed around existing school curriculum.

## Rockets Read Nation Presented by Whataburger

The Rockets and Whataburger are proud to present the Read Nation program to elementary students throughout Greater Houston. The program is designed to promote the value and fun of reading. Participating students are rewarded with prizes and have the opportunity to host reading timeouts at their school.

## Money Talks

The Houston Rockets "Money Talks" initiative is a financial literacy program. This series emphasizes the importance of financial education and is focused on the engagement of Houston-area high school juniors and seniors. The series features candid conversations about money focusing on personal financial growth, including challenges, as well as anecdotes for successfully managing money. These sessions will also feature financial tips and resources showing students how to start making smart money decisions now. Students will learn about saving, budgeting and investing, as well as how to intelligently handle money for their future.

## Math Hoops

More than 2500 students in grades 4-8 participate in Math Hoops, a basketball-themed board game and curriculum that help improve math and problem-solving skills, while having fun learning with their peers. Students "draft" their favorite Rockets players and other NBA/WNBA players, while gaining an understanding of statistics, and learning the importance of teamwork and good sportsmanship.

## Green Initiatives

Toyota Center and the Houston Rockets are leaders in the Houston community on environmental best practices and aim to drive community activation on environmentally responsible behavior changes. In 2010, Toyota Center became the first professional sports facility in Texas to receive a LEED Certification, earning LEED Silver for existing buildings: Operations and Maintenance. Environmentally friendly practices include the following: recycling paper, cardboard, plastic and aluminum from employee/office spaces, as well as patrons attending events; toilet paper, soap and hand towels throughout the building are EPA and Green Seal certified; efficient hand towel and soap dispensers; motion light sensors in offices make Toyota Center more energy efficient; Controlled Building Automation System; Integrated Pest Management; compact fluorescent lighting throughout the venue; and food containers at concession stands are biodegradable.

Team "green" events have included tree plantings, litter control participation and clean ups in the community. The team also host an annual recycling event for electronics (i.e. televisions, computers and components), as well as an annual "Environmental Awareness" Game in which a "green" item is distributed to patrons and eco-friendly organizations educate patrons on "going green."



# NBA Cares

Green programs include PSAs at each home game promoting environmental best practice factoids, working with an energy provider to increase renewable credits of energy procurement, paperless ticketing at all events to Toyota Center, and the "Green Team of the Game," where local youth groups help collect recyclable items during a home game and are recognized as the "Green Team of the Game" presented by Republic Services.

## NBA Cares

NBA Cares is the league's global social responsibility program that builds on the NBA's mission of addressing important social issues. NBA Cares programs and participants have provided more than 6.2 million hours of hands-on service and created more than 2,042 places where kids and families can live, learn or play in communities around the world. Internationally, NBA Cares has created more than 375 places where kids and families can live, learn or play in 40 countries and territories. NBA Cares works with nationally and internationally recognized youth-serving programs that support education, youth and family development, and health-related causes, including: Boys & Girls Clubs of America, Vera Institute of Justice, Thurgood Marshall College Fund, UNICEF, Special Olympics, The Jed Foundation, Share Our Strength and GLSEN.



# Toyota Center

## Toyota Center

Located in the heart of Downtown Houston, Toyota Center is the premier sports and entertainment venue in the nation's fourth-largest market. Since opening its doors in 2003, Toyota Center has been home to the Houston Rockets and host to some of the world's most well-known national and international touring artists, as well as the 2006 & 2013 NBA All-Star Games and the 2008 Latin Grammys. This state-of-the-art facility accommodates up to 18,000 guests with flexible seating configurations. Regardless if your event calls for arena accommodations or use of one of our many banquet spaces, lounges and restaurant, within our 60,000 square feet of space, we are dedicated to ensuring you receive a first-class experience.

## Facts & Figures

Arena Sellout for Basketball .....	18,055
Suites (103 total) .....	78 Executive, 2 Loft, 10 Lexus Lounge, 3 Golden Nugget, 4 PNC Club, 1 Party Suite, 1 Sky BoxBox, 4 Loge Boxes
Theater Boxes .....	31
Office Hours .....	Mon.-Fri. 9 a.m.-6 p.m., Sat. 10 a.m.-3 p.m. (in season), Sun. Closed (open at 12pm, event days only)
Team Shop Hours .....	Open for all home games and Tues. & Wed. 11 a.m.-5 p.m.
First Regular Season Game .....	Oct. 30, 2003

## History

Harris County voters approved a referendum to build a new arena in Nov. 2000. Groundbreaking for the arena took place on July 31, 2001. Houston's state-of-the-art, multi-purpose facility opened in Oct. 2003.

## Parking

Toyota Center has daily access to the adjacent Toyota Tundra parking garage, which features up to 2,500 parking spaces. Also surrounding Toyota Center are over 10,000 parking spaces within just a few blocks.

## Levy Restaurants

Toyota Center is proud to partner with Levy Restaurants Sports & Entertainment Group. Hold on for a culinary adventure as Levy Restaurants takes your taste buds on a delicious ride. Guests can savor specialties from a restaurant-style menu featuring contemporary cuisine and dishes from Levy's patented 1,000-degree, wood-burning oven. No matter where your seat is for a game, reservations are available by calling 713.758.7534 or on Open Table. For those of you looking for the authentic experience, game-night favorites such as hot dogs and popcorn are always available.

## Booking

Toyota Center is the perfect place to host your next meeting or event for 10 to 18,000 people. The arena is conveniently located with access to all of Houston's major highways and is adjacent to Discovery Green, George R. Brown Convention Center, downtown hotels as well as shops and restaurants. With all of its luxurious spaces available to rent, Toyota Center can make any event or meeting a truly unique experience. To book your next event, e-mail [eventbooking@rocketball.com](mailto:eventbooking@rocketball.com) or call (713) 758-7758. Visit [www.toyotacenter.com/book-your-event](http://www.toyotacenter.com/book-your-event) for more information.



# A New Era in Orthopedics

A trusted name in health care and a legendary name on the court are coming together to advance orthopedic care for you.

[memorialhermann.org/ortho-rockets](http://memorialhermann.org/ortho-rockets)

MEMORIAL<sup>®</sup>  
HERMANN



Orthopedics





# Rockets Season Statistics

PLAYER	G-GS	MIN	FG-FGA	PCT	3FG-FGA	PCT	FT-FTA	PCT	OR	DR	TR	AST	PF-DQ	STL	TO	BLK	PTS	AVG
Wood	68-67	2094	440-878	.501	131-336	.390	207-332	.623	110	576	686	155	171-0	54	126	65	1218	17.9
Green	67-67	2138	406-954	.426	157-458	.343	188-236	.797	33	193	226	176	103-0	44	135	18	1157	17.3
Porter	61-61	1907	335-808	.415	155-413	.375	124-193	.642	43	224	267	376	156-3	69	192	22	949	15.6
Schroder (TOT)	64-29	1837	312-724	.431	86-250	.344	157-184	.853	34	180	214	296	154-0	53	143	8	867	13.5
Schroder (HOU)	15-4	404	55-140	.393	19-58	.328	34-39	.872	6	44	50	88	38-0	12	39	3	163	10.9
Gordon	57-46	1670	268-564	.475	124-301	.412	105-135	.778	15	98	113	154	63-0	28	107	18	765	13.4
Tate	78-77	2056	363-729	.498	63-202	.312	130-184	.707	135	285	420	222	286-3	72	139	41	919	11.8
Mathews	65-33	1712	184-461	.399	139-386	.360	143-180	.794	32	158	190	64	168-0	57	41	24	650	10.0
Sengun	72-13	1489	249-525	.474	29-117	.248	165-232	.711	138	255	393	185	214-2	59	145	68	692	9.6
Martin	79-2	1656	279-523	.533	60-168	.357	78-123	.634	80	217	297	101	113-1	34	60	40	696	8.8
Theis	26-21	584	84-179	.469	23-79	.291	27-40	.675	32	98	130	20	62-0	11	31	17	218	8.4
Christopher	74-2	1334	224-500	.448	56-189	.296	83-113	.735	52	134	186	150	97-0	65	114	13	587	7.9
Brooks	41-8	690	87-251	.347	64-213	.300	16-19	.842	12	69	81	49	60-0	21	23	8	254	6.2
Augustin	34-2	510	55-136	.404	39-96	.406	33-38	.868	7	34	41	74	17-0	10	45	0	182	5.4
Nwaba	46-4	609	85-176	.483	15-49	.306	48-67	.716	41	110	151	35	55-1	28	21	20	233	5.1
House	16-1	233	25-74	.338	10-34	.294	17-19	.895	4	39	43	19	16-0	5	18	5	77	4.8
Queen	10-0	74	15-33	.455	9-24	.375	4-4	1.000	7	9	16	4	6-0	5	7	1	43	4.3
Nix	24-0	261	27-67	.403	7-26	.269	16-30	.533	7	26	33	40	21-0	15	26	0	77	3.2
Fernando (TOT)	30-0	153	36-55	.655	1-2	.500	15-24	.625	18	37	55	7	24-0	1	14	11	88	2.9
Fernando (HOU)	10-0	94	29-41	.707	0-1	.000	11-19	.579	11	29	40	3	18-0	1	9	8	69	6.9
Garuba	24-2	240	19-44	.432	5-20	.250	5-7	.714	21	62	83	17	28-0	10	6	11	48	2.0
Jarreau (TOT)	1-0	1	0-0	---	0-0	---	0-0	---	0	0	0	0	0-0	0	0	0	0	0.0
Lamb (TOT)	2-0	8	0-2	.000	0-2	.000	0-0	---	0	1	1	2	0-0	0	0	0	0	0.0
ROCKETS	82	19755	3229-7083	.456	1105-3170	.349	1434-2010	.713	786	2660	3446	1932	1692-10	600	1351	382	8997	109.7
OPPONENTS	82	19755	3562-7374	.483	1048-2966	.353	1520-1943	.782	915	2831	3746	2103	1812-13	776	1155	474	9692	118.2

PLAYER	MIN	REB	A	S	TO	BLK	PTS	MIN	REB	AST	STL	TO	BLK	PTS	FG	FGA	FT	FTA	REB	AST	PTS
Wood	43	21	7	4	6	3	39	30.8	10.1	2.3	0.79	1.9	0.96	17.9	14T	24	10	14T	21C	7C	39C
Green	47	8	7	4	7	2	41	31.9	3.4	2.6	0.66	2.0	0.27	17.3	14C	26C	12C	14C	8C	7C	41C
Porter	42	12	12	4	9	2	36	31.3	4.4	6.2	1.13	3.1	0.36	15.6	16	26T	9	14C	12C	14	50
Schroder (TOT)	42	8	10	4	8	1	38	28.7	3.3	4.6	0.83	2.2	0.13	13.5	16T	28	10	12	12	15	41
Schroder (HOU)	39	8	10	4	6	1	23	27.0	3.3	5.9	0.80	2.6	0.20	10.9							
Gordon	39	8	9	3	6	3	32	29.3	2.0	2.7	0.49	1.9	0.32	13.4	14	26	16	20	8T	11	50
Tate	40	14	9	4	5	5	32	26.4	5.4	2.8	0.92	1.8	0.53	11.8	11C	19	9C	10C	14C	10	32C
Mathews	41	8	4	3	2	3	23	26.3	2.9	1.0	0.88	0.6	0.37	10.0	7C	14C	12	13	9	4C	28
Sengun	40	15	8	3	6	3	27	20.7	5.5	2.6	0.82	2.0	0.94	9.6	10C	20C	7C	12C	15C	8C	27C
Martin	40	11	6	3	5	3	20	21.0	3.8	1.3	0.43	0.8	0.51	8.8	11	21	7	8T	11C	7	27
Theis	34	10	2	2	5	2	22	22.5	5.0	0.8	0.42	1.2	0.65	8.4	10	15	8	8	16	6	25
Christopher	33	8	7	5	2	30	18.0	2.5	2.0	0.88	1.5	1.18	7.9	11C	17C	7C	10C	8C	7C	30C	
Brooks	35	6	6	2	3	2	21	16.8	2.0	1.2	0.51	0.6	0.20	6.2	9	19	3C	4C	10	6T	24
Augustin	27	4	8	3	4	0	22	15.0	1.2	2.2	0.29	1.3	0.00	5.4	12	22	13	13	9	14	35
Nwaba	33	10	4	2	2	4	15	13.2	3.3	0.8	0.61	0.5	0.43	5.1	9	16	7	10	11	5	22
House	23	8	3	1	4	2	18	14.5	2.7	1.2	0.31	1.1	0.31	4.8	10	18	9	9	12	7	23
Queen	29	6	1	4	3	1	17	7.4	1.6	0.4	0.50	0.7	0.10	4.3	6C	13C	2C	2C	6C	1C	17C
Nix	26	3	5	3	3	0	13	10.9	1.4	1.7	0.63	1.1	0.00	3.2	5C	8C	2C	4C	3C	5C	13C
Fernando (TOT)	23	11	2	1	3	3	17	5.1	1.8	0.2	0.03	0.5	0.37	2.9	8C	10	5C	6C	12	3	17C
Fernando (HOU)	23	11	2	1	3	3	17	9.4	4.0	0.3	0.10	0.9	0.80	6.9							
Garuba	30	14	3	2	1	2	8	10.0	3.5	0.7	0.42	0.3	0.46	2.0	3C	5C	2C	3C	14C	3C	8C
Jarreau (TOT)	1	0	0	0	0	0	0	0.9	0.0	0.0	0.00	0.0	0.00	0.0	0C	0C	0C	0C	0C	0C	0C
Lamb (TOT)	4	1	1	0	0	0	0	3.8	0.5	1.0	0.00	0.0	0.00	0.0	8	15	4	4	9	4	22
ROCKETS	265	60	36	15	27	12	146	240.9	42.0	23.6	7.32	16.5	4.66	109.7	67	138	47	65	89	50	159
OPPONENTS	265	59	38	18	23	12	143	240.9	45.7	25.6	9.46	14.1	5.78	118.2	67	131	46	62	82	47	165

Season In Review

# Game-by-Game Results

Date	Opponent	Result	Home	Road	Total	High Scoring	High Rebounds	High Assists	Opponent	Scoring	Atten.
Oct 20	@Minnesota	L106-124	0-0	0-1	0-1	Wood-16	Wood-9	Green-4	Towns-30	16,079	
Oct 22	OKLAHOMA CITY	W124-91	1-0	0-1	1-1	Wood-31	Tate/Wood-14	Porter-10	Two tied-13	15,674	
Oct 24	BOSTON	L97-107	1-1	0-1	1-2	Green-30	Wood-9	Sengun/Tate-4	Tatum-31	16,069	
Oct 26	@Dallas	L106-116	1-1	0-2	1-3	Gordon-22	Wood-17	Porter-8	Doncic-26	19,337	
Oct 28	UTAH	L91-122	1-2	0-2	1-4	Wood-16	Wood-7	Three tied-3	Bogdanovic-19	15,858	
Oct 31	@L.A. Lakers	L85-95	1-2	0-3	1-5	Gordon-17	Wood-13	Green-5	Anthony-23	16,448	
Nov 2	@L.A. Lakers	L117-119	1-2	0-4	1-6	Wood-26	Wood-16	Porter-8	James-30	18,997	
Nov 4	@Phoenix	L111-123	1-2	0-5	1-7	Porter-20	Wood-15	Sengun/Wood-5	Booker-27	15,058	
Nov 6	@Denver	L94-95	1-2	0-6	1-8	Theis-18	Wood-17	Porter-4	Jokic-28	16,064	
Nov 7	@Golden State	L107-120	1-2	0-7	1-9	Tate-21	Tate-10	Porter-7	Poole-25	18,046	
Nov 10	DETROIT	L104-112	1-3	0-7	1-10	Green-23	Wood-9	Porter-5	Grant-35	15,350	
Nov 12	PORTLAND	L92-104	1-4	0-7	1-11	Porter-18	Wood-15	Porter-5	Lillard-20	15,468	
Nov 14	PHOENIX	L89-115	1-5	0-7	1-12	Wood-17	Sengun-10	Porter-6	Booker-26	16,088	
Nov 15	@Memphis	L102-136	1-5	0-8	1-13	Green-15	Tate-9	Augustin/ Christopher-5	Moran-22	11,482	
Nov 17	@Oklahoma Cit	L89-101	1-5	0-9	1-14	Green-21	Wood-14	Gordon-5	Dort-34	12,066	
Nov 20	@New York	L99-106	1-5	0-10	1-15	Wood-18	Wood-12	Gordon-5	Burks-20	19,812	
Nov 22	@Boston	L90-108	1-5	0-11	1-16	Brooks-17	Wood-9	Sengun-7	Tatum-30	19,156	
Nov 24	CHICAGO	W118-113	2-5	0-11	2-16	House-18	Wood-10	Porter-9	LaVine-28	16,074	
Nov 27	CHARLOTTE	W146-143(OT)	3-5	0-11	3-16	Wood-33	Wood-16	Porter-12	Rozier-31	14,687	
Nov 29	OKLAHOMA CITY	W102-89	4-5	0-11	4-16	Wood-24	Wood-21	Porter-11	Gilgeous-Alexand-2	12,829	
Dec 1	@Oklahoma Cit	W114-110	4-5	1-11	5-16	Tate-10	Tate-10	Tate-7	Gilgeous-Alexand-3	13,222	
Dec 3	ORLANDO	W118-116	5-5	1-11	6-16	Gordon-24	Wood-13	Porter-6	Anthony-26	13,697	
Dec 5	NEW ORLEANS	W118-108	6-5	1-11	7-16	Gordon/Wood-23	Wood-8	Tate-7	Ingram-40	14,771	
Dec 8	BROOKLYN	W114-104	7-5	1-11	8-16	Gordon-21	Wood-15	Tate-5	Harden-25	15,834	
Dec 10	MILWAUKEE	L114-123	7-6	1-11	8-17	Mathews-23	Wood-13	Tate-9	G. Antetokounmpo-4	16,319	
Dec 11	@Memphis	L106-113	7-6	1-12	8-18	Wood-22	Wood-11	Brooks/Sengun-6	Brooks-25	17,794	
Dec 13	@Atlanta	W132-126	7-6	2-12	9-18	Gordon-32	Mathews-8	Sengun/Tate-4	Young-41	14,456	
Dec 15	@Cleveland	L89-124	7-6	2-13	9-19	Sengun-19	Sengun-11	Sengun-5	Garland-21	17,131	
Dec 16	NEW YORK	L103-116	7-7	2-13	9-20	Theis-22	Theis-10	Gordon-9	Quickley-24	13,857	
Dec 18	@Detroit	W116-107	7-7	3-13	10-20	Wood-21	Martin-11	Christopher-7	Bey-23	13,722	
Dec 20	@Chicago	L118-133	7-7	3-14	10-21	Wood-23	Wood-11	Gordon/Tate-6	DeRozan-26	21,150	
Dec 22	@Milwaukee	L106-126	7-7	3-15	10-21	Wood-20	Wood-11	Gordon/Martin-6	Holiday-24	17,341	
Dec 23	@Indiana	L106-118	7-7	3-16	10-23	Wood-22	Sengun/Wood-8	Gordon-5	Turner-32	15,089	
Dec 27	@Charlotte	L99-123	7-7	3-17	10-24	Queen-17	Wood-9	Brooks-4	Rozier-27	19,489	
Dec 28	L.A. LAKERS	L123-132	7-8	3-17	10-25	Green-24	Nwaba-7	Porter-9	James-32	18,104	
Dec 31	MIAMI	L110-120	7-9	3-17	10-26	Tate-22	Nwaba-10	Three tied-4	Butler-37	16,197	
Jan 1	DENVER	L111-124	7-10	3-17	10-27	Green-29	Martin-7	Brooks-4	Jokic-24	18,055	
Jan 3	@Philadelphia	L113-133	7-10	3-18	10-28	Mathews-23	Theis-9	Tate-5	Embiid-31	20,026	
Jan 5	@Washington	W114-111	7-10	4-18	11-28	Green/Wood-22	Wood-11	Porter-8	Beal-27	13,014	
Jan 7	DALLAS	L106-130	7-11	4-18	11-29	Wood-20	Tate-8	Tate-5	Hardaway-19	15,238	
Jan 9	MINNESOTA	L123-141	7-12	4-18	11-30	Wood-22	Wood-8	Porter-8	Towns-40	15,277	
Jan 10	PHILADELPHIA	L91-111	7-13	4-18	11-31	Green/Wood-14	Porter/Wood-6	Porter-5	Embiid-31	13,993	
Jan 12	@San Antonio	W128-124	7-13	5-18	12-31	Gordon-31	Wood-11	Tate-7	Murray-32	11,514	
Jan 14	@Sacramento	L114-126	7-13	5-19	12-32	Wood-26	Tate-10	Porter/Tate-8	Fox-27	12,857	
Jan 16	@Sacramento	W118-112	7-13	6-19	13-32	Porter/Wood-23	Wood-14	Porter-7	Field-17	12,601	
Jan 19	@Utah	W116-111	7-13	7-19	14-32	Mathews-23	Wood-15	Porter-8	Bogdanovic-29	18,306	
Jan 21	@Golden State	L103-105	7-13	7-20	14-33	Wood-19	Wood-15	Porter-8	Curry-22	18,064	
Jan 25	SAN ANTONIO	L104-134	7-14	7-20	14-34	Porter-16	Martin-8	Porter-9	Murray-19	15,007	
Jan 28	PORTLAND	L110-125	7-15	7-20	14-35	Mathews/Wood-21	Wood-15	Green/Tate-5	Simons-27	16,100	
Jan 31	GOLDEN STATE	L108-122	7-16	7-20	14-36	Wood-24	Wood-13	Porter-11	Curry-40	16,146	
Feb 2	CLEVELAND	W115-104	8-16	7-20	15-36	Green/Wood-21	Sengun-8	Porter-7	Mobley-29	14,163	
Feb 4	@San Antonio	L106-131	8-16	7-21	15-37	Christopher-23	Wood-11	Christopher-4	K. Johnson-28	15,344	
Feb 6	NEW ORLEANS	L107-120	8-17	7-21	15-38	Wood-22	Wood-8	Porter-8	Ingram-33	15,702	
Feb 8	@New Orleans	L97-110	8-17	7-22	15-39	Porter-27	Three tied-9	Porter-5	Ingram-26	15,121	
Feb 10	TORONTO	L120-139	8-18	7-22	15-40	Porter-30	Wood-11	Porter-8	Trent-42	16,129	
Feb 14	@Utah	L101-135	8-18	7-23	15-41	Martin-16	Wood-9	Porter-8	Mitchell-30	18,306	
Feb 16	@Phoenix	L121-124	8-18	7-24	15-42	Schroder-23	Sengun-14	Schroder-9	Booker-24	17,071	
Feb 17	@L.A. Clipper	L111-142	8-18	7-25	15-43	Green-21	Wood-7	Schroder-9	Morris-27	17,519	
Feb 25	@Orlando	L111-119	8-18	7-26	15-44	Green-23	Wood-11	Schroder/Tate-6	Okeke-26	16,631	
Feb 27	L.A. CLIPPERS	L98-99	8-19	7-26	15-45	Mathews-17	Schroder-8	Schroder-10	Jackson-26	14,324	
Mar 1	L.A. CLIPPERS	L100-113	8-20	7-26	15-46	Green-20	Sengun/Tate-9	Schroder-6	Zubac-22	12,949	
Mar 2	UTAH	L127-132(OT)	8-21	7-26	15-47	Green-27	Wood-9	Porter-12	Mitchell-37	13,583	
Mar 4	@Denver	L101-116	8-21	7-27	15-48	Wood-22	Sengun/Wood-10	Green-7	Cousins-31	16,254	
Mar 6	MEMPHIS	W123-112	9-21	7-27	16-48	Porter-29	Wood-13	Porter-5	Bane-28	18,055	
Mar 7	@Miami	L106-123	9-21	7-28	16-49	Porter-22	Sengun-8	Nix-4	Herro-31	19,600	
Mar 9	L.A. LAKERS	W139-130(OT)	10-21	7-28	17-49	Green-32	Sengun-14	Porter-10	Westbrook-30	18,055	
Mar 11	DALLAS	L100-113	10-22	7-28	17-50	Christopher/Porter-17	Fernando-11	Schroder-7	Doncic-30	15,060	
Mar 13	@New Orleans	L105-130	10-22	7-29	17-51	Green-17	Wood-12	Nix/Porter-5	Valanciunas-32	15,683	
Mar 16	PHOENIX	L112-129	10-23	7-29	17-52	Green-22	Wood-9	Porter-8	Booker-36	15,055	
Mar 18	INDIANA	L118-121	10-24	7-29	17-53	Wood-32	Wood-13	Wood-7	Brogdon-25	13,748	
Mar 20	MEMPHIS	L98-122	10-25	7-29	17-54	Schroder-17	Sengun-9	Christopher-7	Bane-24	18,055	
Mar 21	WASHINGTON	W115-97	11-25	7-29	18-54	Wood-39	Wood-10	Tate-6	Porzingis-22	13,936	
Mar 23	@Dallas	L91-110	11-25	7-30	18-55	Sengun-14	Sengun-11	Porter-5	Brunson-28	20,026	
Mar 25	@Portland	W125-106	11-25	8-30	19-55	Green-23	Wood-11	Porter-7	Watford-19	16,947	
Mar 26	@Portland	W115-98	11-25	9-30	20-55	Sengun-27	Sengun-7	Porter-11	Two tied-15	17,821	
Mar 28	SAN ANTONIO	L120-123	11-26	9-30	20-56	Green-30	Porter-9	Porter-7	Murray-33	18,055	
Mar 30	SACRAMENTO	L118-121	11-27	9-30	20-57	Green-32	Porter-12	Porter-12	Three tied-24	13,365	
Apr 1	SACRAMENTO	L117-122	11-28	9-30	20-58	Green-33	Garuba-14	Porter-11	Barnes-25	14,857	
Apr 3	MINNESOTA	L132-139	11-29	9-30	20-59	Green-31	Sengun-15	Porter-8	Edwards-33	16,339	
Apr 5	@Brooklyn	L105-118	11-29	9-31	20-60	Porter-36	Sengun-11	Sengun-5	Irving-42	17,768	
Apr 8	@Toronto	L115-117	11-29	9-32	20-61	Porter-35	Porter-10	Christopher/Porter-4	Siakam-29	19,800	
Apr 10	ATLANTA	L114-130	11-30	9-32	20-62	Green-41	Porter-8	Sengun-8	Young-28	18,055	

# Season Highs (Final Roster)

PLAYER	MIN	FGM	FTM	OFF	REBOUNDS			AST	ST	TO	BLK	PTS
					DEF	TOT	DEF					
JOSH CHRISTOPHER	33C Dec. 16 vs N.Y.	11C Apr 3 vs Minn.	7C(2) March 28 vs S.A.	4C Feb. 16 at Phoe.	6C April 5 at Brk.	8C April 5 at Brk.	7C(2) March 20 vs Mem.	5C March 30 vs Sac.	5C Dec. 18 at Det.	2C(3) April 5 at Brk.	30C April 3 vs Minn.	
BRUNO FERNANDO	23T March 11 vs Dall.	8C March 11 vs Dall.	5C March 30 vs Sac.	3 Jan. 28 at Atl.	10T March 11 vs Dall.	11 March 11 vs Dall.	2 (2) March 30 vs Sac.	1 April 1 vs Sac.	3T March 30 vs Sac.	3C April 1 vs Sac.	17C March 30 vs Sac.	
USMAN GARUBA	30C April 1 vs Sac.	3C(2) April 3 vs Minn.	2C(2) March 30 vs Sac.	4C April 1 vs Sac.	10C April 1 vs Sac.	14C April 1 vs Sac.	3C(2) April 1 vs Sac.	2C(3) April 8 at Tor.	1C(6) April 3 vs Minn.	2C(2) April 1 vs Sac.	8C March 30 vs Sac.	
ERIC GORDON	39 Nov. 17 at OKC.	10 (2) Dec. 13 at Atl.	7 (2) Jan. 12 at S.A.	3 Jan. 25 vs S.A.	8T Jan. 16 at Sac.	8T Jan. 16 at Sac.	9 Dec. 16 vs N.Y.	3 Dec. 23 at Ind.	6 Dec. 1 at OKC.	3T Nov. 12 vs Port.	32 Dec. 13 at Atl.	
JALEN GREEN	47C March 2 vs Utah	14C April 10 vs Atl.	12C Jan. 1 vs Den.	3C(2) March 6 vs Mem.	8C Jan. 12 at S.A.	8C(3) April 1 vs Sac.	7C March 4 at Den.	4C Feb. 25 at Orl.	7C(2) Jan. 10 vs Phil.	2C Oct. 24 vs Bos.	41C April 10 vs Atl.	
ANTHONY LAMB	4 (2) Jan. 10 at N.Y.	0	0	0	1 Jan. 7 at Phil.	1 Jan. 7 at Phil.	1 (2) Jan. 10 at N.Y.	0	0	0	0	
KJ MARTIN	40 March 9 vs LA-L	8 (2) March 2 vs Utah	5 (2) Jan. 5 at Wash.	5 (2) Jan. 31 vs G.S.	9 March 9 vs LA-L	11C(2) March 9 vs LA-L	6 Dec. 22 at Milw.	3T March 7 at Miami	5C Feb. 10 vs Tor.	3T Nov. 6 at Den.	20 March 2 vs Utah	
GARRISON MATHEWS	41C March 2 vs Utah	7C(3) April 1 vs Sac.	8 (2) Feb. 8 at N.O.	4C Feb. 8 at N.O.	8T Dec. 13 at Atl.	8 Dec. 13 at Atl.	4C Feb. 6 vs N.O.	3 (4) March 26 at Port.	2T(11) April 8 at Tor.	3C March 23 at Dall.	23 (3) Jan. 19 at Utah	
DAISHEN NIX	26C Dec. 27 at Cha.	5C(2) Jan. 1 vs Den.	2C(5) April 8 at Tor.	1C(7) April 8 at Tor.	3C(2) Jan. 9 vs Minn.	3C(5) March 28 vs S.A.	5C(2) April 3 vs Minn.	3C Dec. 27 at Cha.	3C(4) April 8 at Tor.	0C	13C Jan. 1 vs Den.	
DAVID NWABA	33 Dec. 28 vs LA-L	5 (4) March 13 at N.O.	4 March 9 vs LA-L	4 (2) Feb. 17 at LA-C	6 (4) Dec. 31 vs Miami	10 Dec. 31 vs Miami	4 Jan. 3 at Phil.	2 (6) Jan. 1 vs Den.	2 (2) Dec. 27 at Cha.	4C Dec. 28 vs LA-L	15 March 13 at N.O.	
KEVIN PORTER	42C Nov. 27 vs Cha.	13 April 5 at Brk.	8 Nov. 10 vs Det.	4C Oct. 31 at LA-L	10C March 30 vs Sac.	12C March 30 vs Sac.	12 (3) March 30 vs Sac.	4C(4) April 1 vs Sac.	9C Oct. 20 at Minn.	2T(3) March 16 vs Phoe.	36 April 5 at Brk.	
TREVELIN QUEEN	29C Dec. 27 at Cha.	6C Dec. 27 at Cha.	2C Jan. 1 vs Den.	3C Jan. 1 vs Den.	5C Dec. 27 at Cha.	6C Dec. 27 at Cha.	1C(4) March 7 at Miami	4C Dec. 27 at Cha.	3C Dec. 27 at Cha.	1C March 7 at Miami	17C Dec. 27 at Cha.	
DENNIS SCHROEDER	42 Oct. 30 at Wash.	16T Nov. 12 vs Milw.	8 Dec. 7 at LA-L	3T(2) Jan. 19 vs Cha.	7 (2) Feb. 27 vs LA-C	8 (2) Feb. 27 vs LA-C	10 Feb. 27 vs LA-C	4 (2) March 26 at Port.	8 Nov. 10 vs Tor.	1 (8) March 26 at Port.	38 Nov. 12 vs Milw.	
ALPEREN SENGUN	40C March 9 vs LA-L	10C March 26 at Port.	7C March 18 vs Ind.	7C April 5 at Brk.	12C Feb. 16 at Phoe.	15C April 3 vs Minn.	8C April 10 vs Atl.	3C(5) March 16 vs Phoe.	6C(2) March 25 at Port.	3C(4) March 18 vs Ind.	27C March 26 at Port.	
JAE'SEAN TATE	40T Feb. 10 vs Tor.	11C Dec. 1 at OKC.	9C Dec. 1 at OKC.	5 (2) Jan. 14 at Sac.	12C Oct. 22 vs OKC.	14C Oct. 22 vs OKC.	9 Dec. 10 vs Milw.	4T(2) Feb. 27 vs LA-C	5T(2) Dec. 5 vs N.O.	5C Dec. 1 at OKC.	32C Dec. 1 at OKC.	
CHRISTIAN WOOD	43 March 2 vs Utah	14T March 21 vs Wash.	9 Dec. 23 at Ind.	5 Oct. 22 vs OKC.	18C Nov. 29 vs OKC.	21C Nov. 29 vs OKC.	7C March 18 vs Ind.	4C(2) March 2 vs Utah	6T(2) Jan. 31 vs G.S.	3 (6) March 18 vs Ind.	39C March 21 vs Wash.	
ROCKETS High Games	265 (3) March 9 vs LA-L	52 March 9 vs LA-L	28 March 18 vs Ind.	18 (3) April 5 at Brk.	51 Nov. 29 vs OKC.	60 Nov. 29 vs OKC.	36 Nov. 27 vs Cha.	15 Dec. 18 at Det.	27 Oct. 31 at LA-L	12 Dec. 1 at OKC.	146 Nov. 27 vs Cha.	
ROCKETS Low Games	240 (79) April 10 vs Atl.	30 (2) Jan. 10 vs Phil.	5 Nov. 2 at LA-L	4 (4) Jan. 16 at Sac.	20 Dec. 23 at Ind.	28 Dec. 23 at Ind.	13 Nov. 12 vs Port.	0 Dec. 22 at Milw.	7 Feb. 27 vs LA-C	0 Feb. 27 vs LA-C	85 Oct. 31 at LA-L	
OPPONENTS High Games	265 (3) March 9 vs LA-L	58 Jan. 25 vs S.A.	29 Feb. 16 at Phoe.	22 Dec. 5 vs N.O.	49 Feb. 27 vs LA-C	59 Feb. 27 vs LA-C	38 Jan. 25 vs S.A.	18 Oct. 20 at Minn.	23 March 26 at Port.	12 (2) Feb. 27 vs LA-C	143 Nov. 27 vs Cha.	
OPPONENTS Low Games	240 (79) April 10 vs Atl.	31 Nov. 29 vs OKC.	6 Jan. 25 vs S.A.	4 (3) Jan. 28 vs Port.	23 (2) Feb. 10 vs Tor.	32 April 3 vs Minn.	16 (2) Dec. 1 at OKC.	3 March 7 at Miami	7 Dec. 22 at Milw.	1 March 23 at Dall.	89 Nov. 29 vs OKC.	

Season In Review

# Season Breakdown

	RECORD	HOME	ROAD	OT	
OVERALL	20-62	11-30	9-32	2- 1	Head Coach: Stephen Silas
Atlantic	1- 9	1- 4	0- 5		Overall: 2 Years 37 Won 117 Lost .240 Pct.
Central	3- 7	2- 3	1- 4		W/Club : 2 Years 37 Won 117 Lost .240 Pct.
Southeast	5- 5	3- 2	2- 3	1- 0	
EASTERN	9-21	6- 9	3-12	1- 0	
Southwest	3-13	2- 6	1- 7		
Northwest	6-12	2- 7	4- 5	0- 1	
Pacific	2-16	1- 8	1- 8	1- 0	
WESTERN	11-41	5-21	6-20	1- 1	

## TEAM WINNING & LOSING STREAKS:

OVERALL	HOME	ROAD
Loss- 7	Loss- 5	Loss- 2
Long:Win - 7	Win - 6	Win - 2
Loss- 15	Loss- 11	Loss- 11
Last:Win -03/26 @ POR 115-98	Win -03/21 vsWAS 115-97	Win -03/26 @ POR 115-98
Loss-04/10 vsATL 114-130	Loss-04/10 vsATL 114-130	Loss-04/08 @ TOR 115-117

	WON	LOST	OFFENSE	VsOPP	HOME ATTENDANCE
Oct.	1	5			
Nov.	3	11	100+ 20-46	If Opp W/L to date:	41 Games
Dec.	6	10	100< 0-16	.500+ 8-39	638,977 Total
Jan.	4	10	Defense	.500- 12-22	15,585 Average
Feb.	1	9	100+ 16-59		18,104 High
Mar.	5	12	100< 4- 3		8 Sellouts
Apr.		5			

After 82 games last season: W 17 L 55

MARGINS	1	2	3	4	5	6	7	8	9	10	11	12	13	14	15	16	17	18	19	20	21	22	23
Won By:	1	2	2	2	2				2	2	2		1				1	1	1				
Lost By:	2	3	4	2	3	2	2	4	5	8	1	3	1	2	3	2	3						
	24	25	26	27	28	29	30	31	32	33	34	35	36	37	38	39	40	41	42	43	44	45	46+
Won By:										1													
Lost By:	3	2	1				1	2			2	1											

At Start Of:	OVERALL	HOME	ROAD	FG%	OVERALL	HOME	ROAD
2nd- Ahead:	13-21	7- 9	6-12	-44%	2-36	1-16	1-20
-Behind:	7-41	4-21	3-20	45-49%	8-17	5- 9	3- 8
- Tied:	0- 0	0- 0	0- 0	50-54%	10- 7	5- 4	5- 3
3rd- Ahead:	9-15	7- 6	2- 9	55-59%	0- 2	0- 1	0- 1
-Behind:	10-46	4-24	6-22	+60%	0- 0	0- 0	0- 0
- Tied:	1- 1	0- 0	1- 1				
4th- Ahead:	14- 9	8- 4	6- 5				
-Behind:	5-52	2-26	3-26				
- Tied:	1- 1	1- 0	0- 1				







# Superlatives

## Individual Season Highs

Points	41	Jalen Green vs. Atl 4/10/22	42	Gary Trent Jr. vs. Tor 2/10/22
Points in a Quarter	20	Christian Wood (3rd) vs. Ind 3/18/22	21	Kyrie Irving at BKN 4/5/22 Jerami Grant (3rd) vs. Det 11/10/21 Stephen Curry (4th) vs. GS 1/31/22
Points in a Half	30	Christian Wood (2nd) vs. Was 3/21/22	30	Pascal Siakam (2nd) vs. Tor 2/10/22 Stephen Curry (2nd) vs. GS 1/31/22
Points in Overtime	10	Jalen Green vs. LAL 3/9/22	9	Mike Conley vs. Uta 3/22
Field Goals	14	Christian Wood vs. Was 3/21/22	15	5 times, last by Devin Booker vs. Pho 3/16/22
Field Goal Attempts	26	Kevin Porter Jr. at BKN 4/5/22	28	Brandon Ingram vs. NO 12/5/21
Field Goal % (Min. 5 FGA)	1.000	Bruno Fernando (8-8) vs. Dal 3/11/22	1.000	Mitchell Robinson (8-8) vs. NY 12/16/21 Torrey Craig (8-8) vs. Pho 3/16/22
3-PT Field Goals	8	Jalen Green vs. Bos 10/24/21	8	Luke Kennard at LAC 2/17/22
3-PT FG Attempts	15	Christian Wood vs. Washington 3/21/22	16	Kyrie Irving at BKN 4/5/22 Terry Rozier vs. Cha 11/27/21
3-PT FG % (Min. 3 FGA)	1.000	Danuel House Jr. (4-4) vs. Chi 11/24/21	1.000	Kyrie Irving at BKN 4/5/22 3-of-3 5 times, last by Bruce Brown at BKN 4/5/22
Free Throws	12	Jalen Green vs. Den 1/1/22	14	Shai Gilgeous-Alexander at OKC 12/2/21 James Harden vs. BKN 12/8/21
FT Attempts	14	Kevin Porter Jr. vs. Det 11/10/21	16	Shai Gilgeous-Alexander at OKC 12/2/21 James Harden vs. BKN 12/8/21
FT % (Min 5 FTA)	1.000	Jalen Green (9-9) vs. Sac 4/1/22	1.000	Joel Embiid (13-13) vs. Phi 11/0/22
Offensive Rebounds	7	Alperen Sengun at BKN 4/5/22	9	Drew Eubanks at Por 3/26/22
Defensive Rebounds	18	Christian Wood vs. OKC 11/29/21	14	Damian Jones vs. Sac 4/1/22
Total Rebounds	21	Christian Wood vs. OKC 11/29/21	19	Jarred Vanderbilt vs. Min 1/9/22
Assists	12	Kevin Porter Jr. (3) vs. Cha 11/27/21; vs. Uta 3/2/22; vs. Sac 3/30/22	14	Reggie Jackson at LAC 2/17/22
Steals	5	Josh Christopher vs. Sac 3/30/22	7	Chris Paul vs. Pho 11/14/21
Blocks	5	Jae Sean Tate at OKC 12/2/21	6	Ivica Zubac vs. LAC 2/17/22 Damian Jones vs. Sac 4/1/22
Turnovers	9	Kevin Porter Jr. at Min 10/20/21	8	James Harden vs. BKN 12/8/21

## Team Season High/Lows

ROCKETS HIGH	ROCKETS LOW	CATEGORY	OPPONENT HIGH	OPPONENT LOW
146 vs. Cha 11/27/21	85 at LAL 10/31/21	Points	143 vs. Cha 11/27/21	89 vs. OKC 11/29/21
43 vs. Cha 11/27/21	15 at LAL 10/31/21	Points/1st Qtr.	43 vs. Dal 1/7/22	13 at NY 11/20/21
42 vs. Mil 12/10/21	18 (4) at Ori 2/25/22	Points/2nd Qtr.	47 vs. Den 1/1/22	14 vs. OKC 11/29/21
73 vs. Cha 11/27/21	35 at LAL 10/31/21	Points/1st Half	80 (2) vs. Min 4/3/22	37 vs. OKC 11/29/21
40 vs. Mem 3/6/22	15 at Mem 11/15/21	Points/3rd Qtr.	41 at Phi 1/3/22	18 (2) at Por 3/26/22
44 at Atl 12/13/21	12 at Ind 12/23/21	Points/4th Qtr.	38 (2) vs. Mem 3/20/22	14 vs. Was 3/21/22
74 at Atl 12/13/21	38 at Dal 3/23/22	Points/2nd Half	74 at SA 2/4/22	34 vs. Was 3/21/22
19 vs. LAL 3/9/22	10 vs. Uta 3/2/22	Points/Overtime	15 vs. Uta 3/2/22	8 vs. Cha 11/27/21
52 vs. LAL 3/9/22	30 at Cle 12/15/21	Field Goals	58 vs. SA 1/25/22	31 vs. OKC 11/29/21
102 vs. LAL 3/9/22	68 vs. NY 12/16/21	Field Goal Attempts	108 vs. Min 1/9/22	78 at NY 11/20/21
.565 vs. Min 4/3/22	.326 vs. Uta 10/28/21	Field Goal Percentage	.593 vs. Min 4/3/22	.356 vs. OKC 11/29/21
23 vs. Cha 11/27/21	4 at Dal 3/23/22	3-PT Field Goals	20 vs. Cha 11/27/21	3 at Por 3/25/22
51 vs. Uta 3/2/22	28 (3 times)	3-PT FG Attempts	51 vs. Cha 11/27/21	20 at Por 3/25/22
.513 vs. Was 3/21/22	143 at Dal 3/23/22	3-PT FG Percentage	.553 vs. Atl 4/10/22	.150 at Por 3/25/22
28 vs. Ind 3/18/22	5 at LAL 11/2/21	Free Throws	29 at Pho 2/16/22	6 vs. SA 1/25/22
37 at GS 11/7/21	11 vs. OKC 11/29/21	Free Throw Attempts	36 (4) vs. Sac 3/30/22	6 vs. SA 1/25/22
.947 vs. LAL 3/9/22	.417 at LAL 11/2/21	Free Throw Percentage	1.000 vs. SA 1/25/22	.562 (2) at OKC 11/17/21
18 (3) at BKN 4/5/22	4 (4) at Sac 1/16/22	Offensive Rebounds	22 vs. NO 12/5/21	4 (3) vs. Por 1/28/22
51 vs. OKC 11/29/21	20 at Ind 12/23/21	Defensive Rebounds	49 vs. LAC 2/27/22	23 (2) vs. Tor 2/10/22
60 vs. OKC 11/29/21	28 at Ind 12/23/21	Total Rebounds	59 vs. LAC 2/27/22	32 vs. Min 4/3/22
36 vs. Cha 11/27/21	13 vs. Por 11/1/21	Assists	38 vs. SA 1/25/22	16 (2) at OKC 12/2/21
34 vs. Sac 3/30/22	11 vs. Phi 11/0/22	Fouls	29 at NO 2/8/22	14 vs. OKC 11/29/21
15 at Det 12/18/21	0 at Mil 12/22/21	Steals	18 at Mil 10/20/21	3 at Mia 3/7/22
27 at LAL 10/31/21	7 vs. LAC 2/27/22	Turnovers	23 at Por 3/26/22	7 at Mil 12/22/21
12 at OKC 12/2/21	0 vs. LAC 2/27/22	Blocks	12 (2) vs. LAC 2/27/22	1 at Dal 3/23/22

# Miscellaneous Statistics

## Rockets Record When ...

	Overall	Home	Road
Outbounding opp.	12-18	6-5	6-13
Outbounded by opp.	8-42	5-24	3-18
Tied in rebounding	0-2	0-1	0-1
Shooting better than opp.	16-11	9-5	7-6
Shooting worse than opp.	4-50	2-25	2-25
Shooting same as opp.	0-1		0-1
More FTM than opp.	9-28	5-13	4-15
Fewer FTM than opp.	9-28	5-14	4-14
Same FTM as opp.	2-6	1-3	1-3
More 3FGM than opp.	17-21	10-12	7-9
Fewer 3FGM than opp.	3-36	1-16	2-20
Same 3FGM as opp.	0-5	0-2	0-3
More assists than opp.	12-11	9-7	3-4
Fewer assists than opp.	7-44	1-19	6-25
Same assists as opp.	1-7	1-4	0-3
More turnovers than opp.	12-41	8-19	4-22
Fewer turnovers than opp.	7-17	3-10	4-7
Same turnovers as opp.	1-4	0-1	1-3
Bench outcores opp. bench	11-29	4-16	7-13
Opp. bench outcores HOU's	9-31	7-14	2-17
Bench scoring equal	0-2	0-0	0-2
Scoring below 80 points			
Scoring 80-89 points	0-4	0-1	0-3
Scoring 90-99 points	0-12	0-6	0-6
Scoring 100-109 points	1-22	1-8	0-14
Scoring 110-119 points	12-17	6-9	6-8
Scoring 120+ points	7-7	4-6	3-1
Opp. scoring below 80 points			
Opp. scoring 80-89 points	1-0	1-0	
Opp. scoring 90-99 points	3-3	2-1	1-2
Opp. scoring 100-109 points	5-6	3-2	2-4
Opp. scoring 110-119 points	7-16	3-6	4-10
Opp. scoring 120+ points	4-37	2-21	2-16

## Number of Times Recording

	Points				Reb 10+	Ast 10+	Double-Doubles	Triple-Doubles	Stl 3+	Blk 3+
	10+	20+	30+	40+						
Augustin	4	1							1	
Brooks	10	1							1	
Christopher	26	5	1						6	
Fernando	4				2		2			1
Garuba					1					
Gordon	43	9	2						1	1
Green	54	26	8	1					1	
House	2									
Martin	37	1			2		2		2	1
Mathews	30	6							2	1
Nix	2								1	
Nwaba	6				1					1
Queen	2								1	
Porter	47	17	4		2	9	10	1	5	
Sengun	35	2			8		8		6	5
Schröder	10	1				1	1		2	
Tate	53	6	1		7	7	7		7	2
Theis	9	1			2		2			
Wood	62	31	4		35		33		5	6

## Number of Times Leading Team In... (Including ties, except zeros)

	Pts	Reb	Ast	Stl	Blk	Min
Augustin			1	2		
Brooks	1		3	5	1	3
Christopher	2		4	16	5	1
Fernando		1			2	
Garuba			1	3	5	
Gordon	7		8	6	6	7
Green	21		5	7	7	20
House	1			1	2	
Martin	1	3	1	3	18	6
Mathews	5	1		15	9	8
Nix			2	2	1	
Nwaba		2		7	7	
Queen	1			1		
Porter	11	5	40	19	7	18
Sengun	3	14	8	13	27	
Schröder	2	1	6	4	2	1
Tate	3	7	14	17	18	2
Theis	2	2		3	7	1
Wood	28	50	3	11	30	17

## Starting Lineups

Forward	Forward	Center	Guard	Guard	Record	Dates
Tate	Wood	Theis	Porter	Green	1-12	10/20-10/31; 1/16-11/15; 1/10
Tate	Wood	Sengun	Porter	Green	0-4	11/2-11/4; 2/6-2/8
Tate	House	Wood	Gordon	Green	0-1	11/17
Tate	Wood	Theis	Gordon	Green	0-2	11/20-11/22
Tate	Gordon	Wood	Porter	Green	9-11	11/24; 1/5-1/9; 1/12-1/25; 1/31-2/4; 2/14; 2/25; 3/4-3/6; 3/21-3/25
Tate	Mathews	Wood	Porter	Gordon	4-0	11/27-12/3
Tate	Wood	Theis	Gordon	Mathews	1-0	12/5
Tate	Mathews	Wood	Gordon	Brooks	2-3	12/8-12/10; 12/13; 12/20-12/22
Tate	Wood	Theis	Augustin	Mathews	0-1	12/11
Tate	Mathews	Theis	Augustin	Brooks	0-1	12/15
Tate	Mathews	Theis	Gordon	Brooks	0-1	12/16
Tate	Brooks	Wood	Gordon	Mathews	1-0	12/18
Tate	Mathews	Wood	Gordon	Mathews	0-2	12/23; 1/28
Nwaba	Christopher	Wood	Gordon	Brooks	0-1	12/27
Nwaba	Gordon	Wood	Porter	Green	0-2	12/28-12/31
Tate	Nwaba	Theis	Porter	Green	0-1	1/1
Tate	Mathews	Theis	Gordon	Green	0-1	1/3
Tate	Mathews	Wood	Porter	Green	1-5	2/10; 3/13-3/20; 3/26
Tate	Gordon	Sengun	Schröder	Green	0-1	2/16
Tate	Mathews	Wood	Schröder	Green	0-2	2/17; 3/2
Tate	Gordon	Wood	Schröder	Green	0-2	2/23-3/1
Tate	Mathews	Sengun	Porter	Green	0-6	3/7; 3/28; 4/3-4/10
Martin	Gordon	Sengun	Porter	Green	1-1	3/9-3/11
Tate	Mathews	Garuba	Porter	Green	0-2	3/30-4/1





# Standings

## Eastern Conference

ATLANTIC	W	L	PCT	GB	HOME	ROAD
Boston	51	31	.622	-	28-13	23-18
Philadelphia	51	31	.622	-	24-17	27-14
Toronto	48	34	.585	3	24-17	24-17
Brooklyn	44	38	.537	7	20-21	24-17
New York	37	45	.451	14	17-24	20-21

CENTRAL	W	L	PCT	GB	HOME	ROAD
Milwaukee	51	31	.622	-	27-14	24-17
Chicago	46	36	.561	5	27-14	19-22
Cleveland	44	38	.537	7	25-16	19-22
Indiana	25	57	.305	26	16-25	9-32
Detroit	23	59	.280	28	13-28	10-31

SOUTHEAST	W	L	PCT	GB	HOME	ROAD
Miami	53	29	.646	-	29-12	24-17
Atlanta	43	39	.524	10	27-14	16-25
Charlotte	43	39	.524	10	22-19	21-20
Washington	35	47	.427	18	21-20	14-27
Orlando	22	60	.268	31	12-29	10-31

## Western Conference

SOUTHWEST	W	L	PCT	GB	HOME	ROAD
Memphis	56	26	.683	-	30-11	26-15
Dallas	52	30	.634	4	29-12	23-18
New Orleans	36	46	.439	20	19-22	17-24
San Antonio	34	48	.415	22	16-25	18-23
Houston	20	62	.244	36	11-30	9-32

NORTHWEST	W	L	PCT	GB	HOME	ROAD
Utah	49	33	.598	-	29-12	20-21
Denver	48	34	.585	1	23-18	25-16
Minnesota	46	36	.561	3	26-15	20-21
Portland	27	55	.329	22	17-24	10-31
Oklahoma City	24	58	.293	25	12-29	12-29

PACIFIC	W	L	PCT	GB	HOME	ROAD
Phoenix	64	18	.780	-	32-9	32-9
Golden State	53	29	.646	11	31-10	22-19
L.A. Clippers	42	40	.512	22	25-16	17-24
L.A. Lakers	33	49	.402	31	21-20	12-29
Sacramento	30	52	.366	34	16-25	14-27

## Head-to-Head Win Grid

ATL BOS BRK CHA CHI CLE DAL DEN DET GS HOU IND LAC LAL MEM MIA MIL MIN NO NY OKC ORL PHI PHO POR SAC SA TOR UTA WAS

ATL	--	2	1	2	1	3	1	0	1	1	1	4	1	1	2	2	2	1	1	2	3	1	1	1	2	1	1	0	3							
BOS	2	--	3	3	2	2	0	2	3	1	2	3	0	1	2	2	2	1	2	2	2	3	2	1	1	1	2	0	2	1	2					
BRK	2	1	--	1	1	3	1	0	4	0	1	3	1	1	0	1	1	1	2	4	1	3	3	0	1	1	1	2	2	1	2					
CHA	2	1	2	--	1	2	1	1	2	1	1	4	0	1	1	0	2	1	2	3	2	3	1	0	1	1	2	1	1	1	3					
CHI	3	1	2	2	--	3	1	2	4	0	1	3	2	2	0	0	0	2	1	2	2	3	0	0	1	1	1	1	3	1	3					
CLE	1	1	1	2	1	--	1	2	2	0	1	4	2	0	0	2	3	1	1	3	2	2	0	0	2	2	2	2	3	1	2					
DAL	1	2	1	1	1	1	--	2	2	3	4	1	2	2	3	1	1	2	3	0	3	1	1	0	3	3	4	2	2	0	0					
DEN	2	0	2	1	0	0	0	--	2	3	3	2	3	2	1	2	2	1	1	3	2	2	1	1	1	3	4	2	1	0	2					
DET	2	1	0	1	2	0	0	0	--	0	1	3	0	0	0	1	1	0	0	0	1	3	1	0	0	0	1	1	3	1	0					
GS	1	1	2	1	2	2	1	1	2	--	3	1	3	3	1	2	1	2	2	1	3	1	1	2	3	4	2	1	3	1	1					
HOU	1	0	1	1	1	1	0	0	1	0	--	0	0	1	1	0	0	0	0	1	0	3	1	0	0	2	1	1	0	1	2					
IND	0	1	0	0	0	1	0	1	0	1	1	--	1	1	0	1	0	0	0	1	2	1	1	1	1	0	1	2	1	2	2					
LAC	1	2	1	2	0	0	2	1	2	1	3	1	--	4	0	1	1	1	3	1	0	2	2	1	2	3	2	1	0	1	2					
LAL	1	1	1	1	0	2	1	1	2	1	3	1	0	--	1	1	0	1	0	1	2	2	0	0	2	2	2	2	1	2	1	1				
MIA	3	1	3	4	4	1	1	0	3	0	2	2	1	1	--	2	0	2	2	2	3	2	1	2	1	2	1	2	2	2	3					
MEM	0	0	2	1	2	2	1	1	3	2	3	2	4	3	--	1	1	2	3	2	2	2	2	1	2	1	2	1	3	4	1	2				
MIL	1	2	3	2	4	1	1	1	3	1	2	4	1	2	1	--	2	--	0	1	3	2	2	4	2	1	1	2	1	0	1	2				
MIN	0	1	1	1	0	1	1	2	3	2	3	2	1	3	2	2	--	2	1	4	0	1	0	4	0	4	2	3	0	1	0	0	2			
NO	1	0	0	0	1	1	1	1	2	1	3	1	3	3	1	0	1	--	1	1	1	0	1	1	3	2	1	1	1	2	1	1	1			
NY	3	2	0	1	2	0	0	2	0	3	1	2	2	2	1	0	1	1	--	0	2	2	0	1	2	2	1	2	2	1	0	0	2	2		
OKC	0	0	1	0	0	0	1	2	1	0	1	1	1	1	2	1	0	0	0	--	1	0	0	1	4	1	1	1	0	0	0	0	0	0		
ORL	1	0	1	1	1	1	1	1	1	1	1	2	0	0	0	1	0	2	1	2	--	1	2	1	2	2	4	--	0	0	1	1	0	1	0	
PHI	2	2	1	3	4	4	1	1	3	1	2	2	1	2	1	2	1	2	1	2	2	--	0	0	1	2	2	4	1	1	0	1	1	0	1	
PHO	1	1	2	2	2	2	3	2	2	2	4	2	2	4	1	1	1	3	3	2	3	--	3	2	4	1	1	1	1	1	0	2	0	2	2	
POR	1	1	1	1	1	1	0	0	1	2	0	2	1	1	1	2	3	0	1	0	0	1	--	1	1	1	1	1	1	0	2	0	2	0	2	
SAC	0	0	1	1	1	1	0	1	0	1	0	3	1	2	2	0	1	0	1	2	0	3	2	0	2	2	2	--	2	0	0	0	2	0	2	
SA	1	2	0	0	1	0	0	2	1	2	3	0	2	2	0	2	0	0	0	1	0	3	0	3	2	0	0	4	1	--	0	0	2	2	2	
TOR	3	2	2	2	1	1	0	1	0	1	0	1	2	3	2	1	1	2	3	2	1	3	1	2	3	1	0	2	2	--	1	1	3	3	1	3
UTA	2	2	1	1	1	1	2	4	1	1	3	0	2	1	1	0	1	0	1	3	2	4	1	2	1	4	4	1	1	--	1	1	1	1	1	--
WAS	1	2	2	2	1	0	2	2	0	4	1	0	2	0	1	1	1	1	2	1	1	2	4	2	0	0	0	0	0	1	1	--	1	1	1	--

Season In Review











# League Leaders (Ratios)

## Team Ratios

### Assists Per Turnover

Name	AST	TO	RATIO
San Antonio	2289	1043	2.19
Charlotte	2302	1087	2.12
Phoenix	2244	1060	2.12
Atlanta	2017	972	2.08
Memphis	2131	1082	1.97
Denver	2279	1189	1.92
Washington	2052	1077	1.91
Philadelphia	1945	1027	1.89
Dallas	1918	1025	1.87
Chicago	1958	1053	1.86
Boston	2036	1117	1.82
Golden State	2223	1221	1.82
Brooklyn	2071	1153	1.80
Minnesota	2106	1175	1.79
Milwaukee	1960	1100	1.78
New Orleans	2047	1153	1.78
Toronto	1809	1021	1.77
Indiana	2081	1183	1.76
Miami	2090	1194	1.75
L.A. Clippers	1969	1126	1.75
Cleveland	2064	1181	1.75
Sacramento	1943	1156	1.68
Detroit	1924	1163	1.65
L.A. Lakers	1967	1190	1.65
New York	1793	1087	1.65
Orlando	1947	1188	1.64
Utah	1836	1149	1.60
Oklahoma City	1822	1145	1.59
Portland	1880	1187	1.58
Houston	1932	1351	1.43

### Steals Per Turnover

Name	STL	TO	RATIO
Memphis	800	1082	0.74
Toronto	738	1021	0.72
Phoenix	702	1060	0.66
Charlotte	707	1087	0.65
Philadelphia	633	1027	0.62
Minnesota	721	1175	0.61
Atlanta	587	972	0.60
San Antonio	626	1043	0.60
New Orleans	680	1153	0.59
Golden State	719	1221	0.59
Milwaukee	622	1100	0.57
Chicago	585	1053	0.56
Portland	657	1187	0.55
Oklahoma City	622	1145	0.54
Detroit	630	1163	0.54
L.A. Clippers	608	1126	0.54
Dallas	552	1025	0.54
Boston	591	1117	0.53
L.A. Lakers	626	1190	0.53
New York	570	1087	0.52
Utah	587	1149	0.51
Sacramento	588	1156	0.51
Miami	606	1194	0.51
Brooklyn	582	1153	0.50
Denver	592	1189	0.50
Indiana	582	1183	0.49
Cleveland	580	1181	0.49
Washington	522	1077	0.48
Orlando	555	1188	0.47
Houston	600	1351	0.44

## Player Ratios

### Assists Per Turnover

Name	AST	TO	RATIO
Jones, Mem.	324	46	7.04
Jones, S.A.	233	46	5.07
Paul, Pho.	702	153	4.59
Morris, Den.	333	78	4.27
Beverley, Min.	268	73	3.67
Maxey, Phi.	321	88	3.65
Horford, Bos.	232	65	3.57
Murray, S.A.	627	180	3.48
Rozier, Cha.	326	96	3.40
Dinwiddie, Was.-Dal.	346	104	3.33
Campazzo, Min.	220	67	3.28
Hailburton, Sac.-Ind.	628	199	3.16
Conley, Utah	385	123	3.13
Smith, Cha.-Was.	244	78	3.13
White, S.A.-Bos.	366	118	3.10
Brunson, Dal.	377	124	3.04
Graham, N.O.	316	105	3.01
Lowry, Mia.	474	168	2.82
Joseph, Det.	237	85	2.79
Russell, Min.	460	165	2.79

### Steals Per Turnover

Name	STL	TO	RATIO
Thybulle, Phi.	115	39	2.95
Payton, G.S.	96	40	2.40
Wright, Atl.	93	45	2.07
Crowder, Pho.	95	55	1.73
Okeke, Ori.	97	57	1.70
Trent, Tor.	122	73	1.67
Martin, Cha.	88	61	1.44
Jones, Mem.	66	46	1.43
Bridges, Pho.	96	68	1.41
Covington, Por.-LA-C	103	75	1.37
Vanderbilt, Min.	99	73	1.36
Jones, N.O.	130	100	1.30
Finney-Smith, Dal.	88	80	1.10
O'Neale, Utah	86	79	1.09
Rozier, Cha.	93	96	0.97
Campazzo, Den.	63	67	0.94
Burks, N.Y.	85	91	0.93
Melton, Mem.	103	112	0.92
Beverley, Min.	67	73	0.92
Jones, S.A.	42	46	0.91

## Season Transactions

**7/29:** Selected Jalen Green (2nd overall), Usman Garuba (23rd overall) and Josh Christopher (24th overall) in the 2021 NBA Draft; acquired rights to Alperen Sengun (16th overall) from Oklahoma City in exchange for two future first round picks... **8/7:** Acquired Daniel Theis via a sign-and-trade with Chicago in exchange for cash considerations... **8/9:** Re-signed David Nwaba... **8/13:** Signed Matthew Hurt to a two-way contract... **8/25:** Signed Tyler Bey and Daishen Nix... **8/27:** Re-signed Armoni Brooks... **9/6:** Signed Anthony Lamb to a two-way contract... **9/17:** Waived Bey and re-signed Danté Exum... **9/24:** Waived Hurt... **9/26:** Signed Bey to a two-way contract... **10/6:** Waived Khyri Thomas... Acquired a 2024 second round pick and Sekou Doumbouya from Brooklyn in exchange for cash considerations... **10/7:** Waived Sekou Doumbouya... **10/13:** Waived Tyler Bey and signed Marcus Foster; Signed Brooks to a two-way contract... **10/14:** Signed Brooks to a multi-year deal... **10/15:** Waived Foster; Signed Nix to a two-way contract; Signed Christian Vital... **10/16:** Waived Exum and Vital... **10/17:** Signed Mfondu Kabengele... **10/18:** Waived Kabengele and Lamb... Claimed Garrison Mathews off waivers and converted him to a two-way contract... **12/18:** Waived Danuel House Jr., converted Mathews to a standard NBA contract and called-up Trevelin Queen to a two-way contract... **12/28:** Signed Dejon Jarreau to a 10-day contract using a hardship exemption... **2/10:** Waived D.J. Augustin and Armoni Brooks... Traded Theis to Boston for Dennis Schroder, Bruno Fernando and Enes Freedom... **2/14:** Waived Freedom... Converted Nix to a standard contract... **3/23:** Signed Lamb to a two-way contract.

## Games Missed

Player	Reason	Dates Out	Missed	Player	Reason	Dates Out	Missed
House	Personal Reasons	10/20	1	Brooks	Left Ankle Soreness	12/18	1
	Right Foot Sprain	10/28-11/7	6		Health & Safety Protocols	1/3-1/5; 1/9-1/10	4
	Left Ankle Sprain	12/8-12/16	6		Mathews	Health & Safety Protocols	12/27-1/1
Gordon	Nausea	1/2	1	Tate	Health & Safety Protocols	12/27-12/28	2
	Right Groin Soreness	11/7; 11/15; 12/11;	17	Martin	Left Ankle Soreness	3/9-3/11	2
		12/15; 1/1; 1/10;		Jarreau	Health & Safety Protocols	12/27-12/28	2
		2/17; 3/2; 3/7;		Queen	Health & Safety Protocols	12/31-1/5	4
		3/26-4/10		Schröder	Personal Reasons	1/9-1/10	2
	Left Heel Soreness	2/6-2/10	3		Right Ankle Sprain	3/2-3/7	4
	Right Knee Tendinitis	3/13	1		Illness	3/13	1
	Illness	3/16-3/20	3		Left Shoulder Soreness	3/28-4/10	7
Theis	Right Great Toe Soreness	11/2-11/4	2	<b>Totals</b>			<b>169</b>
	Personal Reasons	2/8	1				
	Illness	11/10	1				
Sengun	Right Ankle Sprain	1/1-1/12	7				
	Left Leg Contusion	3/30-4/1	2				
Porter	Left Thigh Contusion	11/17-11/22;	14				
		12/5-12/23					
	Team Suspension	1/3	1				
	Health & Safety Protocols	1/28	1				
	Illness	2/16-2/17	2				
	Left Ankle Sprain	2/27-3/1	2				
Green	Left Hamstring Strain	11/27-12/22	14				
Garuba	Right Thigh Contusion	11/29-12/10	6				
	Health & Safety Protocols	1/3-1/9	4				
	Left Wrist Fracture	1/25-3/9	19				
	Left Ankle Sprain	3/18-3/21	3				
	Health & Safety Protocols	11/29; 12/27-1/1	5				
Augustin	Left Knee Tendinitis	12/16	2				
Wood	Team Suspension	1/3	1				
	Illness	2/16; 3/7-3/11	4				
	Left Hamstring Tightness	3/28-4/10	7				

## 2022-23 NBA Key Dates

<b>October 17</b>	Rosters set for NBA Opening Day (5 p.m. ET)
<b>October 18</b>	Start of the 2022-23 NBA Regular Season
<b>January 5</b>	10-day contracts may now be signed
<b>January 10</b>	All Standard NBA contracts are guaranteed for the remainder of the season
<b>January 20</b>	All Two-Way Contracts are guaranteed for the remainder of the season
<b>February 9</b>	NBA Trade Deadline (3 p.m. ET)
<b>February 17-19</b>	NBA All-Star 2022 (Salt Lake City, UT)
<b>February 17-22</b>	NBA All-Star break
<b>March 1</b>	Playoff Eligibility Waiver Deadline
<b>March 25</b>	NBA G League Regular Season ends
<b>March 28</b>	NBA G League Playoffs begin
<b>April 9</b>	Regular Season ends
<b>April 10</b>	Rosters set for NBA Playoffs 2023 (3 p.m. ET)
<b>April 11-14</b>	NBA Play-In Tournament
<b>April 15</b>	NBA Playoffs 2023 begin
<b>May 16</b>	NBA Draft Lottery 2023 presented by State Farm
<b>June 22</b>	NBA Draft 2023 presented by State Farm

# Records



# Rockets All-Time Leaders

## Points

Player	Yrs	G	FGM	FGA	3FGM	3FGA	FTM	FTA	Pts.	Avg.
1. Hakeem Olajuwon	17	1,177	10,555	20,573	25	122	5,376	7,537	26,511	22.5
2. James Harden	9	621	5,391	12,169	2,029	5,602	5,554	6,444	18,365	29.6
3. Calvin Murphy	13	1,002	7,247	15,030	10	72	3,445	3,864	17,949	17.9
4. Rudy Tomjanovich	11	768	5,630	11,240	34	130	2,089	2,666	13,383	17.4
5. Elvin Hayes	7	572	4,725	10,614	2	11	2,310	3,500	11,762	20.6
6. Moses Malone	6	464	4,047	7,879	1	15	3,024	4,108	11,119	24.0
7. Yao Ming	9	486	3,380	6,445	2	10	2,485	2,984	9,247	19.0
8. Robert Reid	10	762	3,747	8,031	76	270	1,253	1,710	8,823	11.6
9. Mike Newlin	8	604	3,191	6,917	—	—	2,098	2,428	8,480	14.0
10. Otis Thorpe	7	518	3,215	5,747	3	33	1,744	2,604	8,177	15.8

## Scoring Average

(min. 75 GP with Rockets)

Player	G	Points	Avg.
1. James Harden	621	18,365	29.6
2. Moses Malone	464	11,119	24.0
3. Tracy McGrady	303	6,888	22.7
4. Hakeem Olajuwon	1,177	26,511	22.5
5. Kevin Martin	144	3,068	21.3
6. Elvin Hayes	572	11,762	20.6
7. Ralph Sampson	305	5,995	19.7
8. Don Kojis	206	4,037	19.6
9. Christian Wood	109	2,078	19.1
10. Clyde Drexler	219	4,155	19.0
Steve Francis	384	7,281	19.0
Yao Ming	486	9,247	19.0

## Rebounding Average

(min. 75 GP with Rockets)

Player	G	Reb.	Avg.
1. Moses Malone	464	6,959	15.0
2. Charles Barkley	183	2,235	12.2
3. Elvin Hayes	572	6,974	12.2
4. Dwight Howard	183	2,132	11.7
5. Hakeem Olajuwon	1,177	13,382	11.4
6. Ralph Sampson	305	3,189	10.5
7. Omer Asik	130	1,334	10.3
8. Otto Moore	95	952	10.0
9. Christian Wood	109	1,081	9.9
10. Otis Thorpe	518	5,010	9.7
Clint Capela	334	3,243	9.7

## Assists Average

(min. 75 GP with Rockets)

Player	G	Ast.	Avg.
1. Chris Paul	116	930	8.0
2. James Harden	621	4,796	7.7
3. John Lucas Jr.	325	2,358	7.3
4. Steve Francis	384	2,411	6.3
5. Art Williams	238	1,418	6.0
6. Rafer Alston	267	1,519	5.7
7. Tracy McGrady	303	1,699	5.6
Kyle Lowry	218	1,212	5.6
9. Clyde Drexler	219	1,192	5.4
Sleepy Floyd	439	2,363	5.4

## Field Goal Percentage

(min. 350 made)

Player	FGM	FGA	Pct.
1. Clint Capela	1,766	2,785	.634
2. Dwight Howard	1,096	1,823	.601
3. Nenê	441	752	.586
4. Carl Landry	677	1,189	.569
5. Otis Thorpe	3,215	5,747	.559
6. Chucky Brown	405	729	.556
7. Omer Asik	433	804	.539
8. Kelvin Cato	764	1,455	.525
Lewis Lloyd	1,853	3,531	.525
10. Yao Ming	3,380	6,445	.524
KJ Martin	441	841	.524

## Free Throw Percentage

(min. 150 made)

Player	FTM	FTA	Pct.
1. Rick Barry	303	322	.941
2. Kevin Martin	925	1,033	.895
3. Calvin Murphy	3,445	3,864	.892
4. Chris Paul	378	424	.892
5. Jimmy Walker	244	277	.881
6. Steve Harris	176	200	.880
7. Jon McGlocklin	156	180	.867
8. Mike Newlin	2,098	2,428	.864
9. James Harden	5,554	6,444	.862
10. Purvis Short	283	329	.860

## 3-Point Field Goal Percentage

(min. 100 made)

Player	3PM	3PA	Pct.
1. Kenny Smith	521	1,280	.407
2. Courtney Lee	158	391	.404
3. Walt Williams	278	692	.402
4. Metta World Peace	153	383	.399
5. Ryan Anderson	336	850	.395
6. Luther Head	383	977	.392
7. Jim Jackson	216	552	.391
8. Matt Bullard	557	1,432	.389
9. Shane Battier	576	1,483	.388
10. Brent Price	136	352	.386

## Steals Average

(min. 75 GP with Rockets)

Player	G	Stl.	Avg.
1. Clyde Drexler	219	412	1.88
2. Trevor Ariza	315	585	1.86
3. Chris Paul	116	210	1.81
4. Hakeem Olajuwon	1,177	2,088	1.77
5. James Harden	621	1,087	1.75

## Blocked Shots Average

(min. 75 GP with Rockets)

Player	G	Blk.	Avg.
1. Hakeem Olajuwon	1,177	3,740	3.18
2. Ralph Sampson	305	585	1.92
3. Yao Ming	486	920	1.89
4. Eddie Griffin	150	245	1.63
Moses Malone	464	758	1.63

# Rockets All-Time Leaders

## Years

1. Hakeem Olajuwon	17
2. Calvin Murphy	13
3. Rudy Tomjanovich	11
4. Robert Reid	10
Allen Leavell	10
6. Matt Bullard	9
James Harden	9
Yao Ming	9
9. Mike Newlin	8
10. Elvin Hayes	7
Otis Thorpe	7
Moochie Norris	7

## Games

1. Hakeem Olajuwon	1,177
2. Calvin Murphy	1,002
3. Rudy Tomjanovich	768
4. Robert Reid	762
5. Allen Leavell	700
6. James Harden	621
7. Mike Newlin	604
8. Elvin Hayes	572
9. Matt Bullard	538
10. Otis Thorpe	518

## Minutes

1. Hakeem Olajuwon	42,844
2. Calvin Murphy	30,607
3. Rudy Tomjanovich	25,714
4. James Harden	23,006
5. Robert Reid	21,718
6. Elvin Hayes	20,782
7. Otis Thorpe	18,631
8. Moses Malone	17,780
9. Mike Newlin	17,646
10. Cuttino Mobley	16,343

## Rebounds

1. Hakeem Olajuwon	13,382
2. Elvin Hayes	6,974
3. Moses Malone	6,959
4. Rudy Tomjanovich	6,198
5. Otis Thorpe	5,010
6. Yao Ming	4,494
7. James Harden	3,736
8. Robert Reid	3,706
9. Clint Capela	3,243
10. Ralph Sampson	3,189

## Assists

1. James Harden	4,796
2. Calvin Murphy	4,402
3. Allen Leavell	3,339
4. Hakeem Olajuwon	2,992
5. Mike Newlin	2,581
6. Kenny Smith	2,457
7. Steve Francis	2,411
8. Sleepy Floyd	2,363
9. John Lucas Jr.	2,358
10. Robert Reid	2,253

## Steals

1. Hakeem Olajuwon	2,088
2. Calvin Murphy	1,165
3. James Harden	1,087
4. Allen Leavell	929
5. Robert Reid	881
6. Trevor Ariza	683
7. Steve Francis	619
8. Vernon Maxwell	559
9. Cuttino Mobley	526
10. Sleepy Floyd	470

## Blocked Shots

1. Hakeem Olajuwon	3,740
2. Yao Ming	920
3. Moses Malone	758
4. Ralph Sampson	585
5. Clint Capela	491
6. Kelvin Cato	431
7. Kevin Kunnert	413
8. James Harden	390
9. Robert Reid	364
10. Shane Battier	351

## Field Goals Made

1. Hakeem Olajuwon	10,555
2. Calvin Murphy	7,247
3. Rudy Tomjanovich	5,630
4. James Harden	5,391
5. Elvin Hayes	4,725
6. Moses Malone	4,047
7. Robert Reid	3,747
8. Yao Ming	3,380
9. Otis Thorpe	3,215
10. Mike Newlin	3,191

## Field Goals Attempted

1. Hakeem Olajuwon	20,573
2. Calvin Murphy	15,030
3. James Harden	12,169
4. Rudy Tomjanovich	11,240
5. Elvin Hayes	10,614
6. Robert Reid	8,031
7. Moses Malone	7,879
8. Mike Newlin	6,917
9. Yao Ming	6,445
10. Cuttino Mobley	6,141

## 3-Pointers Made

1. James Harden	2,029
2. Eric Gordon	969
3. Trevor Ariza	876
4. Vernon Maxwell	730
5. Cuttino Mobley	672
6. Shane Battier	576
7. Matt Bullard	557
8. Kenny Smith	521
9. Rafer Alston	517
10. Patrick Beverley	477

## 3-Pointers Attempted

1. James Harden	5,602
2. Eric Gordon	2,683
3. Trevor Ariza	2,478
4. Vernon Maxwell	2,241
5. Cuttino Mobley	1,807
6. Shane Battier	1,483
7. Rafer Alston	1,478
8. Tracy McGrady	1,464
9. Matt Bullard	1,432
10. Steve Francis	1,363

## Free Throws Made

1. James Harden	5,554
2. Hakeem Olajuwon	5,376
3. Calvin Murphy	3,445
4. Moses Malone	3,024
5. Yao Ming	2,485
6. Elvin Hayes	2,310
7. Mike Newlin	2,098
8. Rudy Tomjanovich	2,089
9. Steve Francis	1,797
10. Otis Thorpe	1,744

## Free Throws Attempted

1. Hakeem Olajuwon	7,537
2. James Harden	6,444
3. Moses Malone	4,108
4. Calvin Murphy	3,864
5. Elvin Hayes	3,500
6. Yao Ming	2,984
7. Rudy Tomjanovich	2,666
8. Otis Thorpe	2,604
9. Mike Newlin	2,428
10. Steve Francis	2,278

## Personal Fouls

1. Hakeem Olajuwon	4,236
2. Calvin Murphy	3,250
3. Robert Reid	2,502
4. Rudy Tomjanovich	1,937
5. Mike Newlin	1,916

## Disqualifications

1. Hakeem Olajuwon	80
2. Calvin Murphy	53
3. Kevin Kunnert	47
4. Ralph Sampson	45
5. Robert Reid	34

## Turnovers

1. Hakeem Olajuwon	3,569
2. James Harden	2,763
3. Moses Malone	1,448
4. Steve Francis	1,399
5. Allen Leavell	1,324

## Double-Doubles

1. Hakeem Olajuwon	771
2. Moses Malone	386
3. Elvin Hayes	357
4. Rudy Tomjanovich	227
5. James Harden	222



# Rockets 40-Point Club



## James Harden (98 Games; 50+ only below)

Date	Opponent	FGM-A	FTM-A	TP
Mar. 22, 2019	vs. San Antonio	19-34	14-17	61
Jan. 23, 2019	at New York	17-38	22-25	61
Nov. 30, 2019	vs. Atlanta	16-24	20-23	60
Jan. 30, 2018	vs. Orlando	19-30	17-18	60
Nov. 30, 2019	at Washington	18-32	17-18	59
Feb. 28, 2019	vs. Miami	16-32	18-18	58
Jan. 16, 2019	vs. Brooklyn	16-34	21-23	58
Mar. 30, 2019	at Memphis	18-39	12-12	57
Jan. 14, 2019	vs. Memphis	17-33	17-18	57
Nov. 5, 2017	vs. Utah	19-25	11-12	56
Dec. 11, 2019	at Cleveland	20-34	5-5	55
Nov. 26, 2018	at Washington	17-32	13-15	54
Dec. 13, 2019	at Orlando	19-31	6-6	54
Dec. 31, 2016	vs. New York	14-26	16-18	53
Dec. 22, 2017	vs. L.A. Clippers	15-28	15-16	51
Dec. 20, 2017	vs. L.A. Lakers	15-27	17-21	51
Jan. 27, 2017	at Philadelphia	16-28	13-14	51
Apr. 1, 2015	vs. Sacramento	16-25	11-13	51
Mar. 30, 2019	vs. Sacramento	13-31	17-18	50
Dec. 13, 2018	vs. L.A. Lakers	14-26	18-19	50
Nov. 27, 2015	vs. Philadelphia	14-28	16-20	50
Mar. 19, 2019	vs. Denver	12-27	22-25	50
Dec. 3, 2015	at San Antonio	11-37	24-24	50

## Hakeem Olajuwon (32 Games)

Date	Opponent	FGM-A	FTM-A	TP
Apr. 19, 1990	vs. Denver	21-34	10-13	52
Jan. 18, 1996	vs. Boston	20-37	11-14	51
Jan. 30, 1997	vs. Denver	24-40	0-0	48
Jan. 13, 1995	vs. San Antonio	21-35	5-7	47
Mar. 23, 1996	vs. Minnesota	16-23	14-18	46
Apr. 10, 1993	vs. San Antonio	16-30	13-13	45
Jan. 13, 1994	at Washington	16-27	13-14	45
Mar. 29, 1997	vs. Denver	14-24	16-17	45
Dec. 30, 1986	at L.A. Clippers	19-27	6-8	44
Apr. 8, 1989	at Miami	15-29	13-19	43
Nov. 9, 1994	at Indiana	15-25	13-18	43
Dec. 6, 1984	at Golden State	18-22	6-9	42

Jan. 16, 1993	vs. New York	15-26	12-14	42
Apr. 6, 1993	vs. L.A. Clippers	17-25	8-11	42
Apr. 12, 1994	vs. Minnesota	18-29	6-7	42
Dec. 29, 1994	vs. Golden State	12-25	14-18	42
Feb. 29, 1996	vs. Philadelphia	15-25	12-17	42
Mar. 10, 1996	at Vancouver	16-26	10-11	42
Nov. 5, 1985	vs. Portland	14-25	13-17	41
Dec. 20, 1989	at Golden State	15-23	11-15	41
Mar. 1, 1990	vs. Phoenix	15-30	11-11	41
Mar. 15, 1994	vs. Portland	17-24	7-8	41
Jan. 3, 1995	at Dallas	16-28	9-10	41
Jan. 14, 1995	at Denver	16-26	9-10	41
Feb. 2, 1995	vs. Utah	15-22	11-15	41
Jan. 25, 1997	vs. Utah	14-29	12-14	41
Mar. 14, 1989	at Sacramento	14-28	12-16	40
Feb. 11, 1992	at Seattle	16-22	8-8	40
Jan. 3, 1993	at Portland	16-22	8-10	40
Jan. 22, 1994	vs. Utah	13-25	14-19	40
Mar. 7, 1995	vs. Phoenix	16-23	8-10	40
Feb. 19, 1996	vs. Sacramento	17-35	6-8	40

## Elvin Hayes (25 Games)

Date	Opponent	FGM-A	FTM-A	TP
Nov. 13, 1968	vs. Detroit	20-45	14-17	54
Nov. 20, 1970	vs. Seattle	18-35	14-16	50
Jan. 30, 1970	vs. Seattle	18-35	13-19	49
Nov. 25, 1970	at Cincinnati	17-30	14-15	48
Feb. 25, 1970	at Boston	17-34	12-16	46
Nov. 22, 1968	at Seattle	19-36	7-8	45
Nov. 7, 1970	at San Francisco	19-38	7-10	45
Jan. 30, 1971	at Cincinnati	15-28	14-23	44
Dec. 21, 1971	at Portland	18-28	8-9	44
Nov. 22, 1969	vs. Boston	17-34	9-10	43
Dec. 30, 1971	vs. Atlanta	16-26	10-15	42
Jan. 11, 1972	at Seattle	17-33	8-10	42
Feb. 14, 1970	vs. San Francisco	16-23	9-14	41
Feb. 3, 1971	vs. Milwaukee	15-34	11-16	41
Nov. 12, 1968	at Chicago	15-29	10-16	40
Dec. 18, 1968	at Detroit	16-26	8-12	40
Dec. 27, 1968	vs. New York	16-31	8-12	40
Dec. 28, 1968	at Phoenix	16-31	8-11	40
Jan. 29, 1969	vs. L.A. Lakers	16-35	8-10	40
Dec. 6, 1969	vs. L.A. Lakers	16-24	8-10	40
Mar. 12, 1970	at Cincinnati	17-27	6-11	40
Oct. 22, 1970	vs. Cleveland	17-27	6-8	40
Oct. 28, 1970	at Cleveland	16-27	8-10	40
Dec. 13, 1970	at Cleveland	16-35	8-11	40
Jan. 1, 1971	at L.A. Lakers	19-41	2-4	40

## Moses Malone (22 Games)

Date	Opponent	FGM-A	FTM-A	TP
Feb. 2, 1982	vs. San Diego	19-30	15-18	53
Mar. 11, 1981	vs. Golden State	20-28	11-12	51
Mar. 13, 1982	vs. Portland	17-26	15-19	49
Feb. 7, 1982	at Kansas City	18-28	11-15	47
Mar. 26, 1982	at Seattle	19-33	8-11	46
Feb. 18, 1979	at New Jersey	14-23	17-19	45
Nov. 13, 1979	at Chicago	17-25	11-13	45
Feb. 5, 1982	vs. Phoenix	17-26	11-14	45
Oct. 17, 1979	vs. Indiana	16-22	12-14	44
Feb. 17, 1982	at Cleveland	15-26	14-17	44
Feb. 27, 1982	at Dallas	15-26	14-17	44
Feb. 26, 1982	vs. Golden State	13-28	17-20	43
Mar. 2, 1982	vs. San Antonio	13-27	17-22	43
Oct. 31, 1981	at San Diego	15-25	12-14	42
Dec. 26, 1981	at Utah	17-24	8-10	42
Oct. 21, 1980	vs. Denver	12-20	17-21	41
Nov. 15, 1980	at Seattle	15-22	11-15	41
Jan. 14, 1981	vs. Chicago	17-27	7-9	41
Mar. 25, 1982	at Portland	17-31	7-10	41
Jan. 8, 1980	at Cleveland	18-32	4-5	40
Nov. 28, 1980	at San Antonio	14-21	12-15	40
Jan. 2, 1981	at Dallas	13-25	14-19	40

# Rockets 40-Point Club

## Tracy McGrady (15 Games)

Date	Opponent	FGM-A	FTM-A	TP
Dec. 2, 2004	at Dallas	19-36	4-7	48
Nov. 1, 2007	at Utah	17-27	11-14	47
Jan. 9, 2005	at Denver	15-26	10-14	45
Jan. 16, 2007	at Dallas	17-29	7-9	45
Mar. 28, 2005	at Utah	15-21	11-16	44
Apr. 5, 2005	at Golden State	18-34	6-6	44
Jan. 5, 2007	vs. Utah	14-31	13-16	44
Jan. 22, 2006	at Detroit	17-33	7-8	43
Dec. 31, 2004	vs. Milwaukee	13-24	13-16	42
Jan. 23, 2006	at Milwaukee	17-32	4-4	41
Nov. 13, 2007	at Memphis	16-28	6-10	41
Mar. 8, 2008	vs. New Orleans	17-27	4-4	41
Feb. 4, 2005	at Minnesota	11-26	14-18	40
Apr. 8, 2007	at Sacramento	14-28	9-12	40
Dec. 1, 2007	at Sacramento	14-30	7-8	40

## Calvin Murphy (7 Games)

Date	Opponent	FGM-A	FTM-A	TP
Mar. 18, 1978	vs. New Jersey	24-40	9-12	57*
Mar. 10, 1978	vs. Washington	21-38	4-4	46
Dec. 28, 1974	vs. Buffalo	18-25	9-10	45
Apr. 7, 1978	vs. New Orleans	17-32	8-8	42
Jan. 3, 1981	vs. Denver	16-27	10-10	42
Jan. 7, 1978	at Atlanta	18-31	5-6	41
Oct. 31, 1975	at Detroit	15-23	10-10	40

## Russell Westbrook (4 Games)

Date	Opponent	FGM-A	FTM-A	TP
Dec. 19, 2019	at L.A. Clippers	13-31	12-13	40
Jan. 24, 2020	at Minnesota	16-27	13-13	45
Feb. 6, 2020	at L.A. Lakers	17-28	6-8	41
Feb. 29, 2020	at Boston	16-27	8-12	43

## Clyde Drexler (4 Games)

Date	Opponent	FGM-A	FTM-A	TP
Nov. 5, 1997	at L.A. Clippers	15-25	10-11	43
Mar. 30, 1995	at L.A. Clippers	12-23	14-18	41
Dec. 2, 1995	vs. Charlotte	17-23	2-4	41
Apr. 6, 1995	at Golden State	14-22	10-14	40

## Ralph Sampson (4 Games)

Date	Opponent	FGM-A	FTM-A	TP
Nov. 17, 1984	vs. San Antonio	19-27	5-6	43
Feb. 7, 1985	vs. Golden State	17-24	8-12	42
Feb. 8, 1984	at Philadelphia	16-26	9-10	41
Feb. 16, 1985	at Cleveland	13-25	15-17	41

## One Game Each (18 Rockets)

Player	Date	Opponent	FGM-A	FTM-A	TP
Eric Gordon	Jan. 27, 2020	at Utah	14-22	16-20	50
Kevin Porter Jr.	April 29, 2021	vs. Milwaukee	16-26	9-11	50
Mike Dunleavy	Dec. 6, 1980	vs. Denver	19-30	10-13	48
Steve Francis	Jan. 17, 2003	vs. L.A. Lakers	12-21	14-17	44
Luis Scola	Mar. 13, 2010	vs. New Jersey	20-25	4-6	44
Charles Barkley	Nov. 29, 1997	at Golden State	15-20	12-14	43
Stu Lantz	Oct. 20, 1970	vs. Phoenix	16-27	11-13	43
Aaron Brooks	Jan. 13, 2010	vs. Minnesota	14-30	9-12	43
Jim Barnett	Feb. 18, 1970	vs. Seattle (at Eugene)	18-29	6-10	42
Henry Finkel	Mar. 7, 1968	vs. L.A. Lakers	13-22	16-18	42
Allen Leavell	Feb. 2, 1983	vs. Denver	14-26	11-12	42
Jalen Green	April 10, 2022	vs. Atlanta	14-26	9-11	41
Kenny Smith	Dec. 26, 1993	at L.A. Lakers	16-24	6-6	41
Austin Rivers	Aug. 9, 2020	at Sacramento	14-20	7-8	41
Eric Floyd	Feb. 26, 1991	at Denver	16-25	7-7	40
Robert Horry	Nov. 16, 1995	at Milwaukee	16-26	0-1	40
Don Kojis	Dec. 3, 1969	vs. Chicago	17-19	6-6	40
Otis Thorpe	Dec. 7, 1993	vs. Charlotte	14-19	12-12	40

## Cuttino Mobley (3 Games)

Date	Opponent	FGM-A	FTM-A	TP
Jan. 18, 2001	at Golden State	14-26	11-13	41
Jan. 24, 2002	vs. New Jersey	13-24	12-12	41
Feb. 23, 2002	vs. Boston	13-26	10-10	40

## Rudy Tomjanovich (3 Games)

Date	Opponent	FGM-A	FTM-A	TP
Jan. 13, 1974	vs. Buffalo	16-27	10-13	42
Dec. 6, 1974	vs. Boston	19-31	3-3	41
Jan. 12, 1977	vs. Boston	17-27	6-8	40

## Kevin Martin (2 Games)

Date	Opponent	FGM-A	FTM-A	TP
Jan. 5, 2011	vs. Portland	13-18	13-15	45
Dec. 11, 2010	vs. Cleveland	12-19	13-14	40

## Vernon Maxwell (2 Games)

Date	Opponent	FGM-A	FTM-A	TP
Jan. 26, 1991	vs. Cleveland	14-25	19-22	51
Apr. 5, 1991	at Denver	14-25	9-10	45

## Yao Ming (2 Games)

Date	Opponent	FGM-A	FTM-A	TP
Feb. 22, 2004	vs. Atlanta	15-21	11-13	41
Dec. 20, 2004	vs. Toronto	13-16	14-18	40

# Opponents 40-Point Club

## Kobe Bryant (8 Games)

Date	Team	FGM-A	FTM-A	TP
Dec. 15, 2006	at L.A. Lakers	17-38	14-16	53
Mar. 30, 2007	at L.A. Lakers	19-44	12-14	53
Feb. 18, 2003	at L.A. Lakers	19-28	11-11	52
Nov. 17, 2002	at L.A. Lakers	18-37	9-11	46
Dec. 21, 2000	L.A. Lakers	20-26	4-6	45
Oct. 30, 2007	at L.A. Lakers	13-32	18-27	45
Apr. 2, 2006	at L.A. Lakers	19-32	2-2	43
Nov. 4, 2009	L.A. Lakers	15-30	11-15	41

## Kareem Abdul-Jabbar (7 Games)

Date	Team	FGM-A	FTM-A	TP
Jan. 25, 1973	Milwaukee	24-32	0-0	48
Feb. 6, 1986	L.A. Lakers	21-30	4-4	46
Mar. 3, 1974	Milwaukee	19-33	6-9	44
Mar. 16, 1986	at L.A. Lakers	16-24	11-16	43
Mar. 18, 1972	Milwaukee	17-27	8-12	42
Feb. 3, 1978	Milwaukee	17-30	7-8	41
Feb. 5, 1985	L.A. Lakers	16-29	8-9	40

## George Gervin (5 Games)

Date	Team	FGM-A	FTM-A	TP
Mar. 30, 1979	at San Antonio	15-24	16-18	46
Dec. 30, 1981	at San Antonio	17-33	8-9	42
Jan. 25, 1985	San Antonio	21-26	0-0	42
Feb. 12, 1980	at San Antonio	15-25	8-8	41
Jan. 13, 1984	at San Antonio	15-26	10-12	40

## Michael Jordan (5 Games)

Date	Team	FGM-A	FTM-A	TP
Jan. 18, 1998	at Chicago	16-29	11-12	45
Dec. 12, 1987	at Chicago	16-28	12-12	44
Mar. 16, 1987	Chicago	15-28	14-14	44
Jan. 15, 1987	at Chicago	17-43	8-9	43
Apr. 5, 1998	Chicago	18-31	3-5	40

## Jerry West (4 Games)

Date	Team	FGM-A	FTM-A	TP
Feb. 3, 1968	L.A. Lakers	15-25	12-15	42
Nov. 29, 1970	at L.A. Lakers	16-27	9-10	41
Jan. 1, 1971	at L.A. Lakers	17-34	7-8	41
Dec. 30, 1968	L.A. Lakers	15-30	10-13	40

## Julius Erving (3 Games)

Date	Team	FGM-A	FTM-A	TP
Oct. 13, 1979	at Philadelphia	15-22	14-14	44
Feb. 8, 1984	at Philadelphia	15-25	11-13	42
Nov. 23, 1979	Philadelphia	17-29	7-7	41

## Gail Goodrich (3 Games)

Date	Team	FGM-A	FTM-A	TP
Mar. 9, 1969	at Phoenix	16-32	15-18	47
Feb. 5, 1974	L.A. Lakers	18-29	8-10	44
Dec. 8, 1971	L.A. Lakers	16-29	10-12	42

## Allen Iverson (3 Games)

Date	Team	FGM-A	FTM-A	TP
Jan. 15, 2002	at Philadelphia	21-42	14-14	58
Feb. 3, 2000	Philadelphia	16-25	7-12	40
Mar. 1, 2006	Philadelphia	16-29	7-9	40

## Bob McAdoo (3 Games)

Date	Team	FGM-A	FTM-A	TP
Mar. 18, 1975	Buffalo	22-31	7-9	51
Mar. 28, 1973	Buffalo (at S.A.)	20-36	5-6	45
Mar. 22, 1975	at Buffalo	18-30	6-9	42

## Geoff Petrie (3 Games)

Date	Team	FGM-A	FTM-A	TP
Jan. 20, 1973	Portland	19-35	13-14	51
Mar. 16, 1973	at Portland	19-28	13-16	51
Mar. 7, 1971	Portland	16-32	8-9	40

## Carmelo Anthony (3 Games)

Date	Team	FGM-A	FTM-A	TP
Feb. 7, 2011	at Denver	16-24	16-18	50
Mar. 15, 2010	Denver	18-35	6-7	45
Nov. 14, 2013	at New York	17-30	9-11	45

## Nate Archibald (2 Games)

Date	Team	FGM-A	FTM-A	TP
Nov. 18, 1972	Kansas City	17-34	17-18	51
Feb. 13, 1973	at Kansas City	22-33	5-5	49

## Gilbert Arenas (2 Games)

Date	Team	FGM-A	FTM-A	TP
Jan. 3, 2006	at Washington	13-25	13-16	44
Dec. 9, 2006	at Washington	13-30	8-13	41

## Larry Bird (2 Games)

Date	Team	FGM-A	FTM-A	TP
Mar. 17, 1985	at Boston	17-32	14-15	48
Feb. 9, 1988	Boston	17-27	9-10	44

## Tom Chambers (2 Games)

Date	Team	FGM-A	FTM-A	TP
Jan. 6, 1988	at Seattle	15-23	15-15	46
Mar. 10, 1987	Seattle	14-27	11-12	42

## Adrian Dantley (2 Games)

Date	Team	FGM-A	FTM-A	TP
Jan. 4, 1984	Utah (at Las Vegas)	9-15	28-29	46
Nov. 14, 1980	at Utah	16-27	11-11	43

## Monta Ellis (2 Games)

Date	Team	FGM-A	FTM-A	TP
Oct. 27, 2010	at Golden State	18-24	9-12	46
Dec. 20, 2010	at Golden State	15-20	11-14	44

## Alex English (2 Games)

Date	Team	FGM-A	FTM-A	TP
Nov. 19, 1985	at Denver	21-30	12-12	54
Dec. 30, 1985	at Denver	17-33	8-11	42

## Antonio McDyess (2 Games)

Date	Team	FGM-A	FTM-A	TP
Nov. 30, 2000	at Denver	15-28	10-12	40
Jan. 20, 2000	Denver	15-25	10-11	40

## Glen Rice (2 Games)

Date	Team	FGM-A	FTM-A	TP
Jan. 21, 1997	Charlotte	13-25	14-16	42
Dec. 9, 1993	Miami	14-29	8-10	40

## Karl-Anthony Towns (2 Games)

Date	Team	FGM-A	FTM-A	TP
Dec. 17, 2016	at Minnesota	14-24	10-12	41
Jan. 9, 2022	Minnesota	15-25	6-8	40

## Russell Westbrook (2 Games)

Date	Team	FGM-A	FTM-A	TP
Jan. 5, 2017	Oklahoma City	16-34	9-11	49
Apr. 5, 2015	at Oklahoma City	12-29	12-15	40

## Dominique Wilkins (2 Games)

Date	Team	FGM-A	FTM-A	TP
Dec. 21, 1985	at Atlanta	19-32	10-10	49
Dec. 17, 1995	Boston	16-27	6-9	43

## Trae Young (2 Games)

Date	Team	FGM-A	FTM-A	TP
Jan. 8, 2020	at Atlanta	11-30	16-18	42
Dec. 12, 2021	at Atlanta	14-22	8-9	41

# Opponents 40-Point Club

## One Game Each (71 Opponents)

Player	Date	Team	TP
Dirk Nowitzki	12/04	at DAL	53
Rick Barry	1/17/73	GS (at S.A.)	51
Phil Smith	12/11/76	at GS	51
Corey Brewer	4/11/14	at MIN	51
Dana Barros	3/14/95	at PHI	50
Cazzie Russell	12/11/73	at GS	49
Lou Hudson	3/11/70	at ATL	48
Mike Woodson	2/20/83	KC	48
Mitch Richmond	12/15/95	SAC	47
Mike Mitchell	12/8/80	CLE	46
Jerry Stackhouse	1/4/01	DET	46
Bradley Beal	12/30/19	at WAS	46
Kevin Durant	3/11/14	at OKC	45
World B. Free	2/16/85	at CLE	45
Walt Hazzard	12/28/67	SEA	45
Karl Malone	4/19/95	at UTA	45
Kiki Vandeweghe	3/6/84	at DEN	45
Dwyane Wade	12/29/10	MIA	45
Paul George	2/2/19	OKC	45
Connie Hawkins	3/22/70	PHO	44
Gus Johnson	2/11/68	at BAL	44
Drazen Petrovic	1/24/93	at NJ	44
Jalen Rose	3/16/02	CHI	44
Tom Van Arsdale	2/13/71	CIN	44
David West	12/29/09	NO	44
C.J. McCollum	12/26/20	at POR	44
Vince Carter	3/5/02	TOR	43
Walt Frazier	10/30/69	at NY	43
Kevin Grevey	3/10/78	WAS	43
Antawn Jamison	1/18/2001	at GS	43
Jason Kidd	3/29/01	PHO	43
Bob Love	3/6/74	CHI	43
Pete Maravich	2/6/977	at NO	43
George McGinnis	1/9/80	DEN	43
Gary Payton	4/16/00	SEA	43
Stephen Jackson	1/12/10	at CHA	43
Otis Birdsong	12/5/80	at KC	42
Butch Carter	11/1/83	at IND	42
DeMar DeRozan	3/30/15	at TOR	42
Kyrie Irving	4/5/22	at BKN	42
Bob Lanier	11/4/72	DET (at S.A.)	42
Jack Marin	11/7/71	BAL	42
Jamal Mashburn	4/11/95	DAL	42
Sidney Moncrief	2/24/83	MIL	42
Bob Rule	2/18/70	SEA (at Eugene)	42
Brandon Roy	12/31/09	POR	42
Gary Trent Jr.	2/10/22	TOR	42
Michael Adams	12/5/91	at DEN	41
Elgin Baylor	2/25/68	LAL	41
Billy Cunningham	10/14/71	PHI	41
John Drew	2/18/78	ATL	41
Clyde Drexler	3/20/90	POR	41
Shaquille O'Neal	1/19/01	at LAL	41
Charlie Scott	2/17/73	PHO	41
David Thompson	1/12/78	DEN	41
John Williamson	2/18/79	at NJ	41
Luka Doncic	11/24/19	DAL	41
Giannis Antetokounmpo	12/10/21	MIL	40
Stephen Curry	1/31/22	GS	40
Baron Davis	4/5/05	at GS	40
Mike Davis	11/18/69	at BAL	40
Brandon Ingram	12/5/21	NO	40
Rudy LaRusso	2/1/68	SF	40
Jeff Malone	11/28/92	UTA	40
Stephon Marbury	2/17/99	MIN	40
Don Nelson	2/25/70	at BOS	40
Jim Paxson	1/15/85	at POR	40
David Robinson	3/2/94	SA	40
O.J. Mayo	12/8/12	Dallas	40
J.J. Redick	1/18/16	at LAC	40
Kemba Walker	3/11/19	CHA	40

# Rockets Team Records

## Most Points Scored

<b>Season:</b>	9,732 (118.7 per game)	1969-70
	9,458 (115.3 per game)	2016-17
	9,456 (115.3 per game)	1968-69
<b>Game:</b>	159 at Washington	10/30/19
	158 vs. Atlanta	11/30/19
	156 at Denver	1/10/91
<b>Half:</b>	94 at Denver, 2nd	1/10/91
	90 at Phoenix, 1st	11/16/17
<b>Quarter:</b>	50 at Denver, 4th	10/10/91
<b>1st Qtr.:</b>	48 at Oklahoma City	2/1/21
<b>2nd Qtr.:</b>	48 at New Orleans	1/30/21
<b>3rd Qtr.:</b>	49 at LA Lakers	2/19/14
<b>4th Qtr.:</b>	50 at Denver	1/10/91
<b>Overtime:</b>	23 vs. Dallas (2OT), 1st OT	4/11/95

## Fewest Points Scored

<b>Season:</b>	4,711 (94.2 per game)	1998-99
[82 GP]	7,362 (89.8 per game)	2003-04
<b>Game:</b>	66 vs. Miami	12/21/96
	66 vs. Portland	4/8/03
	66 at Detroit	1/7/04
	66 at Miami	2/9/10
<b>Half:</b>	19 vs. Oklahoma City, 2nd	1/19/14
	24 at San Antonio, 1st	11/13/01
	24 vs. New Orleans (OT), 2nd	1/19/12
<b>Quarter:</b>	7 at L.A. Lakers, 4th	11/15/91
	7 vs. New Orleans, 3rd	12/29/02
	7 vs. New Orleans (OT), 4th	1/19/12
<b>1st Qtr.:</b>	8 3x: last at San Antonio	12/13/03
<b>2nd Qtr.:</b>	8 vs. San Antonio	12/11/03
<b>3rd Qtr.:</b>	7 vs. New Orleans	12/29/02
<b>4th Qtr.:</b>	7 at L.A. Lakers	11/15/91
	7 vs. New Orleans (OT)	1/19/12
	7 at Charlotte	2/8/21
<b>Overtime:</b>	0 vs. Portland (OT)	1/22/83

## Largest Margin of Victory

<b>Game:</b>	52 vs. New Jersey	10/18/78
	(139-87)	

## Largest Margin of Defeat

<b>Game:</b>	56 vs. Seattle	12/6/86
	(80-136)	

## Most Field Goals Made

<b>Season:</b>	3,866	1969-70
	3,772	1972-73
	3,759	1985-86
<b>Game:</b>	67 at Cincinnati	3/12/70
	64 vs. L.A. Clippers	3/15/86
	63 vs. Cincinnati	2/15/70
	63 vs. San Antonio	1/20/84

## Fewest Field Goals Made

<b>Season:</b>	1,755	1998-99
[82 GP]	2,708	2005-06
<b>Game:</b>	23 7x: last vs. Mem	2/28/21

## Most Field Goals Attempted

<b>Season:</b>	8,867	1969-70
	8,631	1968-69
	8,547	1967-68
<b>Game:</b>	138 vs. San Francisco	11/19/67
	133 at Cincinnati	3/12/70
	130 vs. San Antonio (OT)	4/13/84

## Fewest Field Goals Attempted

<b>Season:</b>	3,798	1998-99
[82 GP]	6,195	2003-04
<b>Game:</b>	54 vs. Utah	2/4/02
	59 at Chicago	1/5/76
	60 vs. Minnesota	12/8/92
	60 at Golden State	2/6/99
	60 at Vancouver	3/6/99
	60 at Memphis	11/25/05

## Highest Field Goal Percentage

<b>Season:</b>	.504	1984-85
	.497	1978-79
	.495	1983-84
<b>Game:</b>	.685 vs. Philadelphia	2/16/93
	(61-89)	
	.667 at Portland	4/5/84
	(50-75)	
	.654 at Boston	10/24/73
	(53-81)	
<b>Quarter:</b>	.950 vs. New York	3/19/80
	(19-20)	

## Lowest Field Goal Percentage

<b>Season:</b>	.417	1967-68
	.421	1970-71
	.428	1968-69
<b>Game:</b>	.277 vs. Memphis	2/28/21
	(23-83)	
	.288 at Oklahoma City	11/16/14
	(23-80)	
	.295 vs. New York	12/27/02
	(23-78)	

## Most Consecutive Field Goals Made

<b>Game:</b>	22 vs. Portland	2/22/83
--------------	-----------------	---------

## Most 3-Point Field Goals Made

<b>Season:</b>	1,323	2018-19
	1,256	2017-18
	1,181	2016-17
<b>Game:</b>	28 at Oklahoma City	2/1/21
	27 vs. Phoenix	4/7/19

## Fewest 3-Point Field Goals Made

<b>Season:</b>	21	1980-81
	30	1983-84
	41	1984-85
<b>Game:</b>	0 multiple, last vs. San Antonio	3/18/06

## Most 3-Point Field Goals Attempted

<b>Season:</b>	3,721	2018-19
	3,470	2017-18
	3,306	2016-17
<b>Game:</b>	70 vs. Brooklyn	1/16/19
	68 vs. L.A. Lakers	1/19/19
	63 at Atlanta	5/16/21

## Fewest 3-Point Field Goals Attempted

<b>Season:</b>	118	1980-81
	154	1983-84
	176	1981-82
<b>Game:</b>	0 multiple, last vs. San Antonio	2/28/88

# Rockets Team Records

## Highest 3-Point Field Goal Percentage

<b>Season:</b>	.375	2008-09
	.372	2006-07
	.368	1994-95
	.368	1998-99
<b>Game:</b>	.750	vs. Golden State (12-16)
	.714	vs. L.A. Lakers (5-7)
	.696	at Milwaukee (16-23)
	.696	at Memphis (16-23)
		4/7/94
		12/21/00
		2/17/10
		12/3/10

## Lowest 3-Point Field Goal Percentage

<b>Season:</b>	.178	1980-81
	.195	1983-84
	.220	1984-85
<b>Game:</b>	.000	at Orlando (0-15)
	.000	vs. Indiana (0-11)
	.000	at Minnesota (0-11)
	.000	vs. Portland (0-11)
		3/30/91
		1/5/91
		3/30/00
		2/13/05

## Most Free Throws Made

<b>Season:</b>	2,188	1970-71
	2,083	1967-68
	2,074	1968-69
<b>Game:</b>	47	at Seattle 12/28/67
	46	vs. Cleveland 10/22/70
	46	at Phoenix 11/25/87

## Fewest Free Throws Made

<b>Season:</b>	865	1998-99
[82 GP]	1,342	2007-08
<b>Game:</b>	2	at Denver 1/27/78
	3	vs. Portland 2/22/83
	3	at Chicago 1/5/15
	4	6x: last at Phoenix 2/9/12

## Most Free Throws Attempted

<b>Season:</b>	3,039	1968-69
	2,929	1967-68
	2,921	1970-71
<b>Game:</b>	65	at Seattle 12/28/67
	57	vs. St. Louis 1/3/68
	57	at Philadelphia 11/17/71

## Fewest Free Throws Attempted

<b>Season:</b>	1,187	1998-99
[82 GP]	1,774	2003-04
<b>Game:</b>	4	at Denver 1/27/78
	5	at Chicago 1/5/15
	5	vs. Memphis 3/4/15

## Highest Free Throw Percentage

<b>Season:</b>	.812	1973-74
	.805	2008-09
	.801	2010-11
<b>Game:</b>	1.000	at Sacramento (23-23)
	1.000	at Memphis (20-20)
	1.000	at Golden State (19-19)
		4/12/10
		3/20/19
		4/5/05

## Lowest Free Throw Percentage

<b>Season:</b>	.682	1968-69
	.694	2015-16
	.699	1984-85
<b>Game:</b>	.214	vs. Portland (3-14)
	.273	vs. Detroit (6-22)
	.353	vs. Minnesota (6-17)
		2/22/83
		12/12/07
		2/21/02

## Most Rebounds

<b>Season:</b>	5,418	1967-68
	5,026	1968-69
	4,786	1969-70
<b>Game:</b>	89	vs. Seattle 1/4/69
	83	vs. Baltimore 1/10/69
	82	vs. San Francisco 12/2/67

## Fewest Rebounds

<b>Season:</b>	2,075	1998-99
[82 GP]	3,320	1994-95
<b>Game:</b>	23	at Minnesota 2/21/96
	24	vs. Utah 12/23/02
	25	3x: last at Utah 4/18/07

## Most Offensive Rebounds

<b>Season:</b>	1,403	1981-82
	1,394	1979-80
	1,325	1984-85
<b>Game:</b>	35	vs. San Antonio 4/13/84
	33	vs. Seattle 2/11/82
	33	vs. Phoenix 2/16/91

## Fewest Offensive Rebounds

<b>Season:</b>	536	1998-99
[82 GP]	739	2017-18
<b>Game:</b>	1	at Chicago 11/3/03
	1	vs. Philadelphia 8/14/20

## Most Defensive Rebounds

<b>Season:</b>	2,797	2013-14
	2,673	2006-07
	2,662	2008-09
<b>Game:</b>	50	vs. Dallas 2/4/81
	50	vs. Denver 11/6/90
	49	vs. Indiana (3OT) 3/13/01

## Fewest Defensive Rebounds

<b>Season:</b>	1,539	1998-99
[82 GP]	2,217	1979-80
<b>Game:</b>	15	at Boston 3/12/80
	15	at Portland 2/22/83
	17	3x: last at Minnesota 2/21/96

## Largest Rebound Margin (Rockets)

<b>Game:</b>	32	vs. Seattle (89-57)	1/4/69
	32	at New York (OT) (81-49)	1/19/71
	32	vs. Dallas (65-33)	2/4/81
	32	vs. Seattle (61-29)	2/11/82

# Rockets Team Records

## Most Assists

<b>Season:</b>	2,318	1985-86
	2,302	1978-79
	2,239	1984-85
<b>Game:</b>	50	vs. L.A. Clippers 3/15/86
	45	vs. Cincinnati 2/15/70
	44	vs. San Antonio 1/20/84
	44	vs. Golden State 2/25/95

## Fewest Assists

<b>Season:</b>	1,058	1998-99
[82 GP]	1,482	2001-02
<b>Game:</b>	6	at Atlanta 2/23/69
	6	at Washington 4/1/77
	7	at Chicago 1/16/68

## Most Steals

<b>Season:</b>	821	2015-16
	809	1989-90
	796	1990-91
<b>Game:</b>	21	vs. Cleveland 11/16/86
	20	5x: last at L.A. Lakers 12/7/16

## Fewest Steals

<b>Season:</b>	386	1998-99
[82 GP]	537	2001-02
<b>Game:</b>	0	at Dallas 11/12/91
	0	vs. Golden State 12/31/05
	0	at Milwaukee 12/22/21

## Most Blocked Shots

<b>Season:</b>	597	1984-85
	571	1991-92
	555	1986-87
<b>Game:</b>	20	at Denver 11/16/84
	19	at Chicago 12/9/83
	18	at Denver 1/2/85
	18	vs. Golden State 1/7/86
	18	at Golden State 11/26/88

## Fewest Blocked Shots

<b>Season:</b>	260	1998-99
[82 GP]	286	1978-79
<b>Game:</b>	0	60x: last vs. L.A. Clippers 2/27/22

## Most Blocked Shots, Two Teams

<b>Game:</b>	31	Houston 20, at Denver 11	11/16/84
--------------	----	--------------------------	----------

## Most Personal Fouls

<b>Season:</b>	2,317	1983-84
	2,188	1967-68
	2,132	1976-77
<b>Game:</b>	41	at Atlanta 10/19/74
	41	vs. Detroit 1/20/16
	40	vs. New Jersey 1/25/83
	40	vs. L.A. Lakers 1/10/84
	40	at Kansas City 11/1/84

## Fewest Personal Fouls

<b>Season:</b>	960	1998-99
[82 GP]	1,347	2011-12
<b>Game:</b>	7	at Milwaukee 2/20/02
	7	at Sacramento 12/1/03
	7	at Mia 4/19/21

## Most Disqualifications

<b>Season:</b>	52	1983-84
	39	1970-71
	36	1973-74
	36	1975-76

## Fewest Disqualifications

<b>Season:</b>	4	2002-03
	5	1998-99
	5	2016-17
	5	2019-20

## Most Turnovers

<b>Season:</b>	1,759	1974-75
	1,605	1984-85
	1,571	1982-83
<b>Game:</b>	34	vs. Chicago 10/27/73
	34	vs. Kansas City (Omaha) 3/17/74
	33	vs. Cleveland 11/28/79

## Fewest Turnovers

<b>Season:</b>	812	1998-99
[82 GP]	1,094	2018-19
<b>Game:</b>	4	vs. Sacramento 1/23/86
	4	vs. Sacramento 11/26/14
	5	5x: last vs. Cha 2/4/20

# Opponents Team Records

## Most Points Scored

<b>Season:</b>	9,986 (121.8 per game)	1969-70
	9,920 (121.0 per game)	1967-68
	9,472 (115.5 per game)	1968-69
<b>Game:</b>	165 at Cincinnati	3/12/70
	159 at Philadelphia	1/25/70
<b>Half:</b>	97 vs. Atlanta, 2nd	2/11/70
	90 at Boston, 2nd	2/25/70
	89 at Cincinnati, 1st	3/12/70
<b>Quarter:</b>	54 vs. Atlanta, 3rd	2/11/70
	54 at Boston, 4th	2/25/70
	50 vs. San Antonio, 2nd	11/17/84
	50 at Portland, 1st	5/10/21
	50 at Portland	5/10/21
<b>1st Qtr.:</b>	50 at Portland	11/17/84
<b>2nd Qtr.:</b>	50 vs. San Antonio	11/17/84
<b>3rd Qtr.:</b>	54 vs. Atlanta	2/11/70
<b>4th Qtr.:</b>	54 at Boston	2/25/70
<b>Overtime:</b>	23 vs. Dallas (2OT), 1st OT	4/11/95

## Fewest Points Scored

<b>Season:</b>	4,595 (91.9 per game)	1998-99
[82 GP]	7,220 (88.0 per game)	2003-04
<b>Game:</b>	62 at Charlotte	12/8/06
	63 vs. Utah	1/3/04
	63 vs. Cleveland	12/2/06
	65 2x: last at OKC	11/16/15
<b>Half:</b>	23 vs. Washington, 1st	2/26/08
	24 vs. New Jersey, 1st	3/8/03
	25 at Seattle, 2nd	4/4/08
<b>Quarter:</b>	6 at Seattle, 3rd	3/8/05
	6 vs. New Orleans	4/26/12
	7 at Sacramento, 4th	11/2/97
	7 vs. Utah, 4th	1/3/04
<b>1st Qtr.:</b>	8 vs. San Francisco	12/2/67
<b>2nd Qtr.:</b>	8 5x: last vs. New Jersey	3/8/03
<b>3rd Qtr.:</b>	6 at Seattle	3/8/05
<b>4th Qtr.:</b>	6 vs. New Orleans	4/26/12
<b>Overtime:</b>	2 vs. Phoenix (OT)	3/20/99

## Most Field Goals Made

<b>Season:</b>	3,947	1969-70
	3,837	1967-68
	3,824	1972-73
<b>Game:</b>	67 at Cincinnati	3/12/70
	64 vs. Baltimore	3/1/68
	63 at Philadelphia	1/25/70
	63 at Golden State	3/15/73

## Fewest Field Goals Made

<b>Season:</b>	1,793	1998-99
[82 GP]	2,636	2003-04
<b>Game:</b>	20 at Oklahoma City	11/16/14
	21 at Chicago	11/3/03
	22 vs. Cleveland	12/2/06
	23 6x: last at Charlotte	12/8/06

## Most Field Goals Attempted

<b>Season:</b>	8,635	1969-70
	8,586	1968-69
	8,189	1967-68
<b>Game:</b>	131 at Cincinnati	3/12/70
	130 at San Francisco	10/18/69
	128 vs. Philadelphia (N.Y.)	12/10/68
	128 vs. Dallas	4/11/95

## Fewest Field Goals Attempted

<b>Season:</b>	4,136	1998-99
[82 GP]	6,310	2005-06
<b>Game:</b>	59 vs. Cleveland	3/21/96
	61 at Utah	4/10/06
	64 at Minnesota	1/19/13

## Highest Field Goal Percentage

<b>Season:</b>	.503	1982-83
	.498	1978-79
	.497	1981-82
<b>Game:</b>	.676 at San Antonio	4/7/85
	(48-71)	
	.675 at Utah	2/27/10
	(52-77)	
	.662 at Atlanta	3/2/74
	(51-77)	

## Lowest Field Goal Percentage

<b>Season:</b>	.412	2003-04
	.423	2004-05
	.429	2005-06
	.429	2006-07
<b>Game:</b>	.266 at Chicago	11/3/03
	(21-79)	
	.268 at L.A. Clippers	2/28/00
	(26-97)	
	.282 vs. Cleveland	12/2/06
	(22-78)	

## Most 3-Point Field Goals Made

<b>Season:</b>	1,048	2021-22
	966	2020-21
	880	2019-20
<b>Game:</b>	25 at Phoenix	4/12/21
	22 at L.A. Clippers	1/18/16
	21 vs. Dallas	7/31/20

## Fewest 3-Point Field Goals Made

<b>Season:</b>	33	1982-83
	42	1983-84
	48	1981-82
<b>Game:</b>	0 many times, last vs. Memphis	12/30/11

## Most 3-Point Field Goals Attempted

<b>Season:</b>	2,532	2020-21
	2,522	2019-20
	2,444	2018-19
<b>Game:</b>	51 vs. Charlotte	11/27/21
	51 vs. Atlanta	11/30/19
	50 vs. Sacramento	12/9/19

## Fewest 3-Point Field Goals Attempted

<b>Season:</b>	125	1982-83
	157	1983-84
	171	1980-81
<b>Game:</b>	0 many times, last vs. Boston	2/18/93

## Highest 3-Point Field Goal Percentage

<b>Season:</b>	.382	2020-21
	.376	1994-95
	.372	2003-04
<b>Game:</b>	.800 vs. San Antonio	2/20/00
	(8-10)	
	.778 at San Antonio	2/12/80
	(7-9)	
	.778 at Portland	11/11/00
	(7-9)	



# Opponents Team Records

## Lowest 3-Point Field Goal Percentage

<b>Season:</b>	.238	1981-82
	.264	1982-83
	.268	1983-84
<b>Game:</b>	.000 vs. Philadelphia	2/22/88
	(0-14)	
	.000 vs. Cleveland	10/31/97
	(0-13)	
	.000 vs. Memphis	10/29/08
	(0-13)	
	.000 at Phoenix	11/15/02
	(0-11)	
	.000 vs. Atlanta	12/29/06
	(0-11)	

## Most Free Throws Made

<b>Season:</b>	2,246	1967-68
	2,116	1983-84
	2,092	1969-70
<b>Game:</b>	46 at Phoenix	12/11/71
	46 at Denver	3/15/81
	44 at Phoenix	10/16/71
	44 at Denver	3/21/84

## Fewest Free Throws Made

<b>Season:</b>	779	1998-99
[82 GP]	1,201	2017-18
<b>Game:</b>	1 vs. New Orleans	11/19/77
	3 at Milwaukee	11/16/95
	3 at Memphis	11/30/01
	3 at Milwaukee	2/20/02

## Most Free Throws Attempted

<b>Season:</b>	3,133	1967-68
	2,950	1968-69
	2,804	1969-70
<b>Game:</b>	62 vs. St. Louis	1/3/68
	59 vs. Detroit	1/20/16
	59 at Phoenix	12/11/71
	59 at Portland	12/8/84

## Fewest Free Throws Attempted

<b>Season:</b>	1,062	1998-99
[82 GP]	1,610	2017-18
<b>Game:</b>	3 at Milwaukee	2/20/02
	4 at Memphis	11/30/02
	4 at Utah	2/12/03

## Highest Free Throw Percentage

<b>Season:</b>	.788	1979-80
	.783	2020-21
	.782	2021-22
<b>Game:</b>	1,000 at Golden State	4/11/91
	(33-33)	
	1,000 at L.A. Clippers	10/21/18
	(26-26)	
	1,000 vs. Chicago	2/9/77
	(25-25)	

## Lowest Free Throw Percentage

<b>Season:</b>	.707	1995-96
	.708	1968-69
	.717	1967-68

## Most Rebounds

<b>Season:</b>	4,959	1968-69
	4,933	1967-68
	4,550	1969-70
<b>Game:</b>	82 at San Francisco	1/7/69
	79 vs. Detroit (N.Y.)	2/6/68
	77 at Chicago	1/18/69
	77 at Detroit	2/8/69

## Fewest Rebounds

<b>Season:</b>	2,055	1998-99
[82 GP]	3,258	2003-04
<b>Game:</b>	20 vs. Buffalo	2/17/74
	24 4x: last vs. Atlanta	2/17/97

## Most Offensive Rebounds

<b>Season:</b>	1,290	1979-80
	1,261	1987-88
	1,242	1990-91
<b>Game:</b>	31 at Denver	11/16/84
	31 at San Antonio	1/4/92

## Fewest Offensive Rebounds

<b>Season:</b>	664	1998-99
[82 GP]	710	2017-18
<b>Game:</b>	1 at Cleveland	3/23/75
	1 at Denver	4/24/21

## Most Defensive Rebounds

<b>Season:</b>	2,825	2018-19
	2,738	2017-18
	2,735	2016-17
<b>Game:</b>	52 vs. Utah	4/21/21
	50 at San Antonio	4/1/83
	50 vs. Detroit	3/22/18
	50 vs. San Antonio	8/11/20

## Fewest Defensive Rebounds

<b>Season:</b>	1,391	1998-99
[82 GP]	2,222	1984-85
<b>Game:</b>	13 vs. Buffalo	2/17/74
	13 vs. New Jersey	1/3/79
	14 vs. New York	3/24/88

## Largest Rebound Margin (Opponent)

<b>Game:</b>	34 at Baltimore	12/1/72
	(73-39)	
	34 vs. San Diego	3/13/84
	(66-32)	

## Most Assists

<b>Season:</b>	2,278	1978-79
	2,252	1982-83
	2,223	1979-80
<b>Game:</b>	47 vs. Phoenix (Tucson)	3/15/69
	46 at Milwaukee	11/10/78
	45 vs. Kansas City	2/9/73
	45 at San Antonio	12/8/79
	45 at Milwaukee	12/21/80

## Fewest Assists

<b>Season:</b>	1,034	1998-99
[82 GP]	1,548	2007-08
<b>Game:</b>	7 vs. Baltimore (Chicago)	2/8/68
	7 vs. New Orleans	12/29/03
	7 vs. Denver	1/27/10
	8 vs. Milwaukee (Astrodome)	1/22/70
	8 vs. Boston	12/6/05
	8 vs. Denver	11/24/07

## Most Steals

<b>Season:</b>	800	1988-89
	790	1989-90
	782	1983-84
<b>Game:</b>	24 vs. Charlotte	11/30/89
	21 at New York	11/16/82
	20 3x: last vs. Dallas	3/7/04

# Opponents Team Records

## Fewest Steals

<b>Season:</b>	441	1998-99
[82 GP]	547	1976-77
<b>Game:</b>	0	1/23/86
	0	vs. Orlando
		1/22/11

## Most Blocked Shots

<b>Season:</b>	532	2009-10
	498	2012-13
	460	2013-14
<b>Game:</b>	18	1/19/80
	17	at L.A. Lakers
	16	3x: last at Philadelphia
		2/8/84

## Fewest Blocked Shots

<b>Season:</b>	245	1998-99
	308	1974-75
	311	1975-76
<b>Game:</b>	0	Many times; last vs. Minnesota
		3/10/20

## Most Personal Fouls

<b>Season:</b>	2,265	1968-69
	2,190	1967-68
	2,141	1970-71
<b>Game:</b>	43	12/28/67
	41	at New Jersey
	40	at Phoenix
		1/19/69

## Fewest Personal Fouls

<b>Season:</b>	1,030	1998-99
[82 GP]	1,615	2007-08
<b>Game:</b>	9	1/27/78
	9	at Denver
	9	vs. L.A. Clippers
	9	at N.O./Okla. City
	9	vs. Washington
	9	at New Orleans
		3/25/07
		2/26/08
		3/24/19

## Most Disqualifications

<b>Season:</b>	48	1968-69
	43	1978-79
	41	1970-71

## Fewest Disqualifications

<b>Season:</b>	2	1998-99
[82 GP]	4	2018-19

## Most Turnovers

<b>Season:</b>	1,596	1979-80
	1,504	1982-83
	1,495	1984-85
<b>Game:</b>	35	vs. Portland
	34	vs. New Orleans
	33	at Boston
		2/18/75
		12/17/74
		1/26/73

## Fewest Turnovers

<b>Season:</b>	653	1998-99
[82 GP]	988	2001-02
<b>Game:</b>	3	1/16/01
	3	vs. Toronto
	3	at L.A. Lakers
	4	vs. Atlanta
	4	vs. Sacramento
		12/30/01
		2/25/99
		4/1/15

# Rockets Individual Records

## Seasons Played

<b>Career:</b>	17	Hakeem Olajuwon	1984-2001
	13	Calvin Murphy	1970-83
	11	Rudy Tomjanovich	1970-81

## Games Played

<b>Career:</b>	1,177	Hakeem Olajuwon	1984-2001
<b>Season:</b>	82	87 times by 46 Rockets: last by P.J. Tucker	2018-19
<b>Consecutive:</b>	442	Elvin Hayes	1968-72, 1981-83 (1/6/83)
	388	Sleepy Floyd	3/4/88-1/14/92
	328	Otis Thorpe	1988-92

## Minutes Played

<b>Career:</b>	42,844	Hakeem Olajuwon	1984-2001
<b>Season:</b>	3,695	Elvin Hayes	1968-69
	3,665	Elvin Hayes	1969-70
	3,633	Elvin Hayes	1970-71
<b>Game:</b>	59	Cuttino Mobley	vs. Atlanta (3OT)
	59	Aaron Brooks	vs. Minnesota (3OT)
	58	Charles Barkley	vs. L.A. Lakers (2OT)
	58	Cuttino Mobley	vs. Indiana (3OT)
	58	Steve Francis	vs. Atlanta (3OT)

## Points

<b>Career:</b>	26,511	Hakeem Olajuwon	1984-2001
<b>Season:</b>	2,818	James Harden	2018-19
	2,520	Moses Malone	1981-82
	2,376	James Harden	2015-16
<b>Game:</b>	61	James Harden	vs. San Antonio
	61	James Harden	at New York
	60	James Harden	vs. Orlando
	60	James Harden	vs. Atlanta
	60	James Harden	vs. Orlando
	59	James Harden	at Washington
	58	James Harden	vs. Brooklyn
	58	James Harden	vs. Miami
<b>Half:</b>	39	James Harden	vs. Brooklyn, 2nd
	38	James Harden	at Washington, 2nd
	37	James Harden	vs. San Antonio, 1st
<b>Quarter:</b>	37	Vernon Maxwell	vs. Cleveland, 2nd
	30	Vernon Maxwell	vs. Cleveland, 4th
	29	James Harden	vs. Atlanta, 3rd
	27	James Harden	vs. San Antonio, 1st
<b>Overtime:</b>	12	Derrick Chievous	vs. Golden State (2OT)

## Most Consecutive Games, Scoring

<b>Double Figures:</b>	417	James Harden	2/20/15-1/12/21
	316	Moses Malone	11/4/78-4/18/82
	258	Hakeem Olajuwon	3/13/92-11/23/95
<b>20+ Points:</b>	57	James Harden	12/8/18-4/9/19
<b>30+ Points:</b>	32	James Harden	12/13/18-2/21/19
<b>40+ Points:</b>	5	James Harden	12/25/18-1/3/19

## Scoring Average

<b>Career:</b>	29.6	James Harden	2012-21
	24.0	Moses Malone	1976-82
	22.7	Tracy McGrady	2004-10
<b>Season:</b>	36.1	James Harden	2018-19
	34.3	James Harden	2019-20
	31.1	Moses Malone	1981-82

## Most Field Goals Made

<b>Career:</b>	10,555	Hakeem Olajuwon	1984-2001
<b>Season:</b>	948	Elvin Hayes	1970-71
	930	Elvin Hayes	1968-69
	914	Elvin Hayes	1969-70
<b>Game:</b>	24	Calvin Murphy	vs. New Jersey
	24	Hakeem Olajuwon	vs. Denver
	21	Calvin Murphy	vs. Washington
	21	Hakeem Olajuwon	vs. Denver (OT)

# Rockets Individual Records

## Most Field Goals Attempted

<b>Career:</b>	20,573	Hakeem Olajuwon		1984-2001
<b>Season:</b>	2,215	Elvin Hayes		1970-71
	2,082	Elvin Hayes		1968-69
	2,020	Elvin Hayes		1969-70
<b>Game:</b>	45	Elvin Hayes	vs. Detroit	11/23/68
	41	Elvin Hayes	at Milwaukee	10/27/70
	41	Elvin Hayes	at L.A. Lakers	1/1/71
	41	James Harden	at Minnesota	11/16/19

## Field Goal Percentage

<b>Career:</b>	.634	Clint Capela		2014-20
	.601	Dwight Howard		2013-16
<b>Season:</b>	.652	Clint Capela		2017-18
(NBA qualifiers)	.648	Clint Capela		2018-19
<b>Game:</b>	1.000	Yao Ming	vs. Miami	1/17/09
(min. 10 att.)	(12-12)			

## 3-Point Field Goals Made

<b>Career:</b>	2,029	James Harden		2014-21
<b>Season:</b>	378	James Harden		2018-19
	299	James Harden		2019-20
	265	James Harden		2017-18
<b>Game:</b>	10	James Harden, 3 times last	at Orlando	12/13/19
	10	Chandler Parsons	vs. Memphis	1/24/14
<b>Consecutive, Without Miss:</b>	10	Kenny Smith		1/22/91-2/6/91
<b>Consecutive Games:</b>	79	James Harden		3/10/17-3/20/18
	64	James Harden		2/27/19-1/22/20
	63	James Harden		3/24/18-2/21/19

## 3-Point Field Goals Attempted

<b>Career:</b>	5,602	James Harden		2012-20
<b>Season:</b>	1,028	James Harden		2018-19
	843	James Harden	2019-20	
	756	James Harden		2016-17
<b>Game:</b>	23	James Harden	vs. Sacramento	3/30/19
	23	James Harden	at Golden State	1/3/19

## 3-Point Field Goal Percentage

<b>Career:</b>	.407	Kenny Smith		1990-96
	.407	Scott Brooks		1992-95
<b>Season:</b>	.451	Jon Barry		2004-05
	.446	Matt Bullard		1999-2000
	.441	Luther Head		2006-07
<b>Game:</b>	1.000	Aaron Brooks	vs. Memphis	3/17/10
(min. 6 made)	(7-7)			
	1.000	Shane Battier	at Milwaukee	2/17/10
	(6-6)			
	1.000	Chandler Parsons	vs. Brooklyn	11/29/13
	(6-6)			

## Most Free Throws Made

<b>Career:</b>	5,554	James Harden		2012-21
<b>Season:</b>	754	James Harden		2018-19
	746	James Harden		2016-17
	720	James Harden		2015-16
<b>Game:</b>	24	James Harden	at San Antonio	12/3/19
<b>Consecutive:</b>	78	Calvin Murphy		12/27/80-2/20/81

## Most Free Throws Attempted

<b>Career:</b>	7,537	Hakeem Olajuwon		1984-2001
<b>Season:</b>	858	James Harden		2018-19
	837	James Harden		2015-16
	827	Moses Malone		1981-82
<b>Game:</b>	27	James Harden	vs. Memphis	12/31/18
	27	Sleepy Floyd	vs. Golden State	2/3/91
	26	Josh Smith	vs. San Antonio	4/10/15
	26	Moses Malone	at Philadelphia	4/4/79

# Rockets Individual Records

## Free Throw Percentage

<b>Career:</b>	.941	Rick Barry		1978-80
<b>Season:</b>	.958	Calvin Murphy		1980-81
	.947	Rick Barry		1978-79
	.935	Rick Barry		1979-80
<b>Game:</b>	1.000	James Harden (24-24)	at San Antonio	12/3/19
	(min. 15 made)			

## Rebounds

<b>Career:</b>	13,382	Hakeem Olajuwon		1984-2001
<b>Season:</b>	1,444	Moses Malone		1978-79
	1,406	Elvin Hayes		1968-69
	1,386	Elvin Hayes		1969-70
<b>Game:</b>	37	Moses Malone	at New Orleans	2/9/79
	35	Elvin Hayes	at New York	1/19/71
	33	Charles Barkley	at Phoenix	11/2/96
<b>Half:</b>	21	Toby Kimball	vs. San Francisco	2/2/67
	19	Moses Malone	at New Orleans, 1st	2/9/79
	18	Otis Thorpe	vs. New York, 1st	2/15/90
	18	Marcus Camby	vs. Phoenix, 1st	4/13/12
<b>Quarter:</b>	14	Moses Malone	at New Orleans, 1st	2/9/79
	12	Hakeem Olajuwon	at Seattle, 3rd	2/11/92
	12	Chuck Hayes	at Cleveland, 1st	2/23/11
	12	Clint Capela	vs. Sacramento, 4th	4/13/16

## Most Games in a Season, Rebounds

<b>10+ Rebounds:</b>	78	Moses Malone		1978-79, 1980-81
<b>20+ Rebounds:</b>	32	Moses Malone		1978-79
	25	Elvin Hayes		1968-69

## Most Consecutive Games, Rebounds

<b>10+ Rebounds:</b>	60	Elvin Hayes		10/30/68-2/22/69
	57	Moses Malone		12/29/78-10/12/79
<b>20+ Rebounds:</b>	5	Elvin Hayes		12/1/70-12/12/70

## Highest Rebounding Average

<b>Career:</b>	15.0	Moses Malone		1976-82
<b>Season:</b>	17.6	Moses Malone		1978-79
	16.9	Elvin Hayes		1969-70
	16.6	Elvin Hayes		1970-71

## Offensive Rebounds

<b>Career:</b>	3,936	Hakeem Olajuwon		1984-2001
<b>Season:</b>	587	Moses Malone		1978-79
	573	Moses Malone		1979-80
	558	Moses Malone		1981-82
<b>Game:</b>	21	Moses Malone	vs. Seattle	2/11/82
	19	Moses Malone	at New Orleans	2/9/79
	16	Moses Malone	vs. Buffalo	11/16/77

## Defensive Rebounds

<b>Career:</b>	9,446	Hakeem Olajuwon		1984-2001
<b>Season:</b>	857	Moses Malone		1978-79
	850	Hakeem Olajuwon		1989-90
	767	Hakeem Olajuwon		1988-89
<b>Game:</b>	25	Charles Barkley	at Phoenix	11/2/96
	22	Hakeem Olajuwon	at Detroit	2/27/90
	22	Charles Barkley	vs. Boston	12/4/96

## Assists

<b>Career:</b>	4,796	James Harden		2012-21
<b>Season:</b>	907	James Harden		2016-17
	768	John Lucas Jr.		1977-78
	709	Sleepy Floyd		1988-89
<b>Game:</b>	22	Art Williams	at Phoenix	12/28/68
	22	Art Williams	vs. San Francisco	2/14/70
	22	Allen Leavell	vs. New Jersey	1/25/83
	21	Larry Siegfried	at Portland	11/16/70
<b>Half:</b>	14	James Harden	vs. New Orleans, 1st	12/11/17
	14	James Harden	at LA. Lakers, 1st	10/26/16
	14	John Lucas Jr.	vs. Milwaukee, 2nd	10/27/77
<b>Quarter:</b>	12	John Lucas Jr.	vs. Milwaukee, 3rd	10/27/77
	10	Art Williams	at Atlanta, 2nd	10/29/69

# Rockets Individual Records

## Highest Assists Per Game Average

<b>Career:</b>	7.7	James Harden	2012-21
<b>Season:</b>	11.2	James Harden	2016-17
	9.4	John Lucas Jr.	1977-78
	8.8	James Harden	2017-18
	8.8	John Lucas Jr.	1985-86

## Most Double-Figure Assist Games

<b>Career:</b>	182	James Harden	2012-2021
<b>Season:</b>	60	James Harden	2016-17
	33	John Lucas Jr.	1977-78
<b>Consecutive:</b>	12	James Harden	12/21/16-1/11/17
	9	James Harden	3/10-3/28/17

## Steals

<b>Career:</b>	2,088	Hakeem Olajuwon	1984-2001
<b>Season:</b>	213	Hakeem Olajuwon	1988-89
	174	Hakeem Olajuwon	1989-90
	165	Allen Leavell	1982-83
<b>Game:</b>	10	Clyde Drexler	vs. Sacramento 11/1/96
	9	Calvin Murphy	vs. Boston 12/14/73
	9	Rafer Alston	vs. Charlotte 2/10/07

(Steals not officially kept by NBA until 1973-74)

## Blocked Shots

<b>Career:</b>	3,740	Hakeem Olajuwon*	1984-2001
<b>Season:</b>	376	Hakeem Olajuwon	1989-90
	342	Hakeem Olajuwon	1992-93
	304	Hakeem Olajuwon	1991-92
<b>Game:</b>	13	Elvin Hayes	vs. Milwaukee 3/19/71
	13	Elvin Hayes	vs. Phoenix 3/21/71
	13	Ralph Sampson	at Chicago 12/9/83

(Blocks not officially kept by NBA until 1973-74)

\*NBA record holder

## Personal Fouls

<b>Career:</b>	4,236	Hakeem Olajuwon	1984-2001
<b>Season:</b>	361	Kevin Kunnert	1976-77
	344	Don Adams	1970-71
	344	Hakeem Olajuwon	1984-85

## Disqualifications

<b>Career:</b>	80	Hakeem Olajuwon	1984-2001
<b>Season:</b>	17	Kevin Kunnert	1976-77

## Turnovers

<b>Career:</b>	3,569	Hakeem Olajuwon	1984-2001
<b>Season:</b>	464	James Harden	2016-17
	387	James Harden	2018-19
	374	James Harden	2015-16
<b>Game:</b>	12	James Harden	11/23/16
	12	Moses Malone	vs. Toronto at Phoenix 2/6/81

# Opponents Single-Game Records

## Points

<b>Game:</b>	58	Allen Iverson	at Philadelphia (OT)	1/15/02
	54	Alex English	vs. Denver	11/19/85
	53	Dirk Nowitzki	at Dallas (OT)	12/2/04
	53	Kobe Bryant	at L.A. Lakers (2OT)	12/15/06
	53	Kobe Bryant	at L.A. Lakers (OT)	3/30/07
	52	Kobe Bryant	at L.A. Lakers	2/18/03
	51	Nate Archibald	vs. Kansas City	11/18/72
	51	Rick Barry	vs. Golden State	1/17/73
	51	Geoff Petrie	vs. Portland	1/20/73
	51	Geoff Petrie	vs. Portland	3/16/73
	51	Bob McAdoo	vs. Buffalo	3/18/75
	51	Phil Smith	vs. Golden State	12/11/76
	51	Corey Brewer	at Minnesota	4/11/14
	50	2x: last Carmelo Anthony	at Denver	2/7/11
<b>Half:</b>	32	Drazen Petrovic	at New Jersey, 2nd	1/24/93
	32	LeBron James	vs. Miami, 2nd	11/12/12
<b>Quarter:</b>	26	Michael Redd	at Milwaukee, 4th	2/20/02

## Most Field Goals Made

<b>Game:</b>	24	Kareem Abdul-Jabbar	vs. Milwaukee	1/25/73
	24	Rick Barry	vs. Golden State	1/17/73

## Most Field Goals Attempted

<b>Game:</b>	44	Kobe Bryant	at L.A. Lakers (OT)	3/30/07
	43	Cazzie Russell	vs. Golden State	12/11/73
	43	Michael Jordan	vs. Chicago	1/15/87

## Field Goal Percentage

<b>Game:</b>	1,000	Dwight Howard	vs. Orlando	2/24/10
<b>(10+ Att.)</b>	(11-11)			
	.933	Dwight Jones	vs. Atlanta	3/2/74
	(14-15)			

## 3-Point Field Goals Made

<b>Game:</b>	10	Trevor Ariza	vs. Washington	2/12/14
--------------	----	--------------	----------------	---------

## 3-Point Field Goals Attempted

<b>Game:</b>	16	Mookie Blaylock	vs. Atlanta	3/13/95
	16	Stephen Curry	at Golden State	2/9/16
	16	Damian Lillard	at Portland	12/9/17

## Most Free Throws Made

<b>Game:</b>	28	Adrian Dantley	vs. Utah	1/4/84
--------------	----	----------------	----------	--------

## Most Free Throws Attempted

<b>Game:</b>	36	Andre Drummond	vs. Detroit	1/20/16
--------------	----	----------------	-------------	---------

## Free Throw Percentage

<b>Game:</b>	1,000	Amaré Stoudemire	at Phoenix	3/22/08
	(20-20)			

## Rebounds

<b>Game:</b>	32	Dave Cowens	vs. Boston	3/20/73
--------------	----	-------------	------------	---------

## Offensive Rebounds

<b>Game:</b>	15	George Johnson	vs. Golden State	11/24/76
--------------	----	----------------	------------------	----------

## Defensive Rebounds

<b>Game:</b>	23	Al Jefferson	vs. Minnesota (3OT)	1/13/10
--------------	----	--------------	---------------------	---------

## Assists

<b>Game:</b>	29	Kevin Porter	at New Jersey	2/24/78
--------------	----	--------------	---------------	---------

## Steals

<b>Game:</b>	10	Alvin Robertson	vs. San Antonio	1/11/89
--------------	----	-----------------	-----------------	---------

## Blocked Shots

<b>Game:</b>	14	Elmore Smith	vs. L.A. Lakers	11/4/73
--------------	----	--------------	-----------------	---------

## Turnovers

<b>Game:</b>	12	Scottie Pippen	vs. Chicago	1/30/96
--------------	----	----------------	-------------	---------

# Rockets Rookie Records

## Season

**Points:**  
2,327 Elvin Hayes (1968-69)

**Rebounds:**  
1,406 Elvin Hayes (1968-69)

**Assists:**  
507 Steve Francis (1999-2000)

**Steals:**  
125 John Lucas Jr. (1976-77)

**Blocked Shots:**  
220 Hakeem Olajuwon (1984-85)

**Minutes Played:**  
3,695\* Elvin Hayes (1968-69)

**FGM:**  
930 Elvin Hayes (1968-69)

**FGA:**  
2,082 Elvin Hayes (1968-69)

**FG%:**  
.538 Hakeem Olajuwon (1984-85)  
(677-1258)

**FTM:**  
467 Elvin Hayes (1968-69)

**FTA:**  
746 Elvin Hayes (1968-69)

**FT%:**  
.820 Calvin Murphy (1970-71)  
(356-434)

**3-PTM:**  
157 Jalen Green (2021-22)

**3-PTA:**  
458 Jalen Green (2021-22)

**3-PT%:**  
.433 Michael Dickerson (1998-99)  
(71-164)

**Scoring Average:**  
28.4 Elvin Hayes (1968-69)

**Rebounding Average:**  
17.2 Elvin Hayes (1968-69)

**Assists Average:**  
6.6 Steve Francis (1999-2000)

\*Franchise record

## Game

**Points:**  
54 Elvin Hayes vs. Detroit (Nov. 13, 1968)

**Rebounds:**  
27 Elvin Hayes at Milwaukee (Dec. 13, 1968)  
27 Elvin Hayes at Milwaukee (Feb. 9, 1969)  
27 Elvin Hayes at Cincinnati (Feb. 12, 1969)

**Assists:**  
14 John Lucas Jr. vs. Buffalo (Nov. 17, 1976)  
14 John Lucas Jr. vs. Denver (Apr. 19, 1977)  
14 Steve Francis vs. Golden State (Jan. 27, 2000)  
14 Steve Francis vs. L.A. Clippers (Mar. 23, 2000)

**Steals:**  
8 Allen Leavell at L.A. Lakers (Feb. 24, 1980)

**Blocked Shots:**  
13\* Ralph Sampson at Chicago (Dec. 9, 1983)

**Minutes Played:**  
53 Elvin Hayes vs. Philadelphia (Nov. 24, 1968)

**FGM:**  
20 Elvin Hayes vs. Detroit (Nov. 13, 1968)

**FGA:**  
45\* Elvin Hayes vs. Detroit (Nov. 13, 1968)

**FG%:**  
1.000 Joe Meriweather at Atlanta (Apr. 11, 1976)  
(10-10)

**FTM:**  
14 Elvin Hayes vs. Detroit (Nov. 13, 1968)  
14 Steve Francis at Dallas (Jan. 17, 2000)

**FTA:**  
18 Elvin Hayes at Milwaukee (Feb. 9, 1969)

**FT%:**  
1.000 Don Adams vs. Detroit (Dec. 18, 1970)  
(11-11)

**3-PTM:**  
8 Jalen Green vs. Boston 10/24/21

**3-PTA:**  
18 Armoni Brooks at Atlanta (May 16, 2021)

**3-PT%:**  
1.000 (4-4) Oscar Torres vs. Cleveland (Dec. 11, 2001)  
Kostas Papanikolaou at Min (Nov. 12, 2014)

## Rockets All-Time Coaching Summary

Name	Regular Season			Playoffs			Years
	Won	Lost	Pct.	Won	Lost	Pct.	
Rudy Tomjanovich	503	397	.559	51	39	.567	1992-2003 (12)
Mike D'Antoni	217	101	.682	28	23	.549	2016-20 (4)
Bill Fitch	216	194	.527	21	18	.525	1983-88 (5)
Kevin McHale	193	130	.598	13	16	.448	2011-2015 (5)
Rick Adelman	193	135	.588	9	10	.474	2007-2011 (4)
Jeff Van Gundy	182	146	.555	7	12	.368	2003-2007 (4)
Don Chaney	164	134	.550	2	9	.182	1988-92 (4)
Del Harris	141	187	.430	15	16	.484	1979-83 (4)
John Egan	129	152	.459	3	5	.375	1973-76 (4)
Tom Nissalke	124	122	.504	6	8	.429	1976-79 (3)
Jack McMahan	61	129	.321	2	4	.333	1967-70 (3)
Alex Hannum	58	80	.420	—	—	—	1969-71 (2)
Tex Winter	51	78	.395	—	—	—	1971-73 (2)
J.B. Bickerstaff*	37	34	.521	1	4	.200	2015-16 (1)
Stephen Silas	37	117	.240	—	—	—	2020-22 (2)

\* Interim Head Coach



# Toyota Center Team Records

## Rockets

### Most Points

<b>Game:</b>	158	vs. Atlanta	11/30/19
<b>Half:</b>	81	vs. Atlanta, 1st	11/30/19
<b>Quarter:</b>	48	vs. Utah, 3rd	11/5/17
<b>Overtime:</b>	19	vs. Utah (2OT), 2nd OT	12/27/08
	19	vs. L.A. Lakers	3/9/22

### Fewest Points

<b>Game:</b>	67	vs. San Antonio	12/11/03
<b>Half:</b>	19	vs. Oklahoma City, 2nd	1/16/14
<b>Quarter:</b>	7	vs. New Orleans (OT), 4th	1/19/12
<b>Overtime:</b>	5	3x: last vs. Dallas (OT), 1st OT	4/11/11

### Most Field Goals Made

<b>Game:</b>	53	vs. Phoenix	4/7/19
--------------	----	-------------	--------

### Fewest Field Goals Made

<b>Game:</b>	23	vs. Memphis	4/12/13
	23	vs. Memphis	2/28/21

### Most Field Goals Attempted

<b>Game:</b>	107	vs. Phoenix	11/17/07
--------------	-----	-------------	----------

### Fewest Field Goals Attempted

<b>Game:</b>	64	5x: last vs. Washington	2/2/14
--------------	----	-------------------------	--------

### Highest Field Goal Percentage

<b>Game:</b>	.633	vs. Oklahoma City	3/26/17
--------------	------	-------------------	---------

### Lowest Field Goal Percentage

<b>Game:</b>	.308	vs. New Orleans	4/1/05
	(24-78)		

### Most 3-Point Field Goals Made

<b>Game:</b>	27	vs. Phoenix	4/7/19
--------------	----	-------------	--------

### Fewest 3-Point Field Goals Made

<b>Game:</b>	0	vs. Portland	2/13/05
	0	vs. San Antonio	3/18/06

### Most 3-Point Field Goals Attempted

<b>Game:</b>	70	vs. Brooklyn	1/16/19
--------------	----	--------------	---------

### Fewest 3-Point Field Goals Attempted

<b>Game:</b>	5	vs. San Antonio	12/11/03
--------------	---	-----------------	----------

### Highest 3-Point Field Goal Percentage

<b>Game:</b>	.688	2x: last vs. Phoenix	2/5/14
	(11-16)		

### Lowest 3-Point Field Goal Percentage

<b>Game:</b>	.000	vs. Portland	2/13/05
	(0-11)		
	.000	vs. San Antonio	3/18/06
	(0-7)		

### Most Free Throws Made

<b>Game:</b>	39	vs. Minnesota	11/7/10
	39	vs. Golden State	11/24/10

### Fewest Free Throws Made

<b>Game:</b>	5	6x: last vs. Memphis	3/4/15
--------------	---	----------------------	--------

### Most Free Throws Attempted

<b>Game:</b>	53	vs. San Antonio	4/10/15
--------------	----	-----------------	---------

### Fewest Free Throws Attempted

<b>Game:</b>	5	vs. Memphis	3/4/15
--------------	---	-------------	--------

### Highest Free Throw Percentage

<b>Game:</b>	1.000	vs. Phoenix	2/3/12
	(17-17*)	*Most attempts no misses	

### Lowest Free Throw Percentage

<b>Game:</b>	.273	vs. Detroit	12/12/07
	(6-22)		

### Most Rebounds

<b>Game:</b>	60	4x last: vs. Oklahoma City	11/29/21
--------------	----	----------------------------	----------

### Fewest Rebounds

<b>Game:</b>	26	vs. Minnesota	2/17/12
	26	vs. Phoenix 4/7/16	

### Most Offensive Rebounds

<b>Game:</b>	25	vs. San Antonio	11/6/07
--------------	----	-----------------	---------

### Fewest Offensive Rebounds

<b>Game:</b>	2	2x, last vs. Dallas	2/11/18
--------------	---	---------------------	---------

### Most Defensive Rebounds

<b>Game:</b>	49	vs. Sacramento	1/31/17
--------------	----	----------------	---------

### Fewest Defensive Rebounds

<b>Game:</b>	18	vs. Minnesota	2/17/12
--------------	----	---------------	---------

### Most Assists

<b>Game:</b>	40	vs. Sacramento	12/14/16
--------------	----	----------------	----------

### Fewest Assists

<b>Game:</b>	9	vs. Dallas	2/15/07
--------------	---	------------	---------

### Most Steals

<b>Game:</b>	20	vs. Charlotte	2/10/07
	20	vs. L.A. Lakers	12/7/16

### Fewest Steals

<b>Game:</b>	0	vs. Golden State	12/31/05
--------------	---	------------------	----------

### Most Blocked Shots

<b>Game:</b>	14	vs. Toronto (2OT)	11/11/13
	14	vs. Memphis	3/14/16

### Fewest Blocked Shots

<b>Game:</b>	0	9x: last vs. Indiana	11/29/17
--------------	---	----------------------	----------

### Most Personal Fouls

<b>Game:</b>	41	vs. Detroit	1/20/16
--------------	----	-------------	---------

### Fewest Personal Fouls

<b>Game:</b>	9	vs. New York	1/10/09
--------------	---	--------------	---------

### Most Turnovers

<b>Game:</b>	30	vs. Dallas	3/7/04
--------------	----	------------	--------

### Fewest Turnovers

<b>Game:</b>	4	vs. Sacramento	4/1/15
--------------	---	----------------	--------

# Toyota Center Team Records

## Opponents

### Most Points

<b>Game:</b>	145	vs. Brooklyn (OT)	1/16/19
	143	vs. Charlotte	11/27/21
<b>Half:</b>	80	vs. Minnesota	4/3/22
	80	vs. Dallas	1/7/22
<b>Quarter:</b>	47	vs. Denver	1/1/22
<b>Overtime:</b>	15	vs. Utah (OT), 1st OT	3/2/22
	15	vs. Phoenix (OT), 1st OT	1/31/10
	15	vs. New Orleans (OT), 1st OT	1/14/11

### Fewest Points

<b>Game:</b>	63	2x: last vs. Cleveland	12/2/06
<b>Half:</b>	23	vs. Washington, 1st	2/26/08
<b>Quarter:</b>	6	vs. New Orleans, 4th	4/26/12
<b>Overtime:</b>	4	Multiple times	

### Most Field Goals Made

<b>Game:</b>	58	vs. San Antonio	1/25/22
--------------	----	-----------------	---------

### Fewest Field Goals Made

<b>Game:</b>	22	vs. New Orleans	4/1/05
	22	vs. Cleveland	12/2/06

### Most Field Goals Attempted

<b>Game:</b>	114	vs. Toronto (2OT)	11/11/13
--------------	-----	-------------------	----------

### Fewest Field Goals Attempted

<b>Game:</b>	65	vs. Charlotte	1/25/06
	65	vs. Minnesota	11/28/06

### Highest Field Goal Percentage

<b>Game:</b>	.655	vs. Dallas	11/25/09
	(55-84)		

### Lowest Field Goal Percentage

<b>Game:</b>	.282	vs. Cleveland	12/2/06
--------------	------	---------------	---------

### Most 3-Point Field Goals Made

<b>Game:</b>	20	vs. Sacramento	12/9/19
	20	vs. Charlotte	11/27/21

### Fewest 3-Point Field Goals Made

<b>Game:</b>	0	vs. Atlanta	12/29/06
	0	vs. Minnesota	1/11/08
	0	vs. Atlanta	2/9/08
	0	vs. New Jersey	3/10/08
	0	vs. Memphis	10/29/08
	0	vs. Oklahoma City	11/1/08
	0	vs. Philadelphia	2/22/12

### Most 3-Point Field Goals Attempted

<b>Game:</b>	51	vs. Charlotte	11/27/21
--------------	----	---------------	----------

### Fewest 3-Point Field Goals Attempted

<b>Game:</b>	4	vs. Philadelphia	1/15/08
	4	vs. Oklahoma City	11/1/08

### Highest 3-Point Field Goal Percentage

<b>Game:</b>	.750	vs. Philadelphia	1/15/08
	(3-4)		

### Lowest 3-Point Field Goal Percentage

<b>Game:</b>	.000	vs. Memphis	10/29/08
	(0-13*)	*Most attempts no makes	

### Most Free Throws Made

<b>Game:</b>	35	vs. L.A. Clippers	10/24/18
	35	vs. Minnesota	2/23/15
	35	vs. Detroit	1/20/16

### Fewest Free Throws Made

<b>Game:</b>	4	vs. L.A. Clippers	3/15/18
--------------	---	-------------------	---------

### Most Free Throws Attempted

<b>Game:</b>	44	vs. Denver	2/14/11
--------------	----	------------	---------

### Fewest Free Throws Attempted

<b>Game:</b>	6	vs. Indiana	11/29/17
	6	vs. San Antonio	1/25/22

### Highest Free Throw Percentage

<b>Game:</b>	1.000	vs. Golden State	3/13/19
	(10-10)		

### Lowest Free Throw Percentage

<b>Game:</b>	.389	vs. Phoenix	4/3/05
	(7-18)		

### Most Rebounds

<b>Game:</b>	66	vs. Detroit	3/22/18
--------------	----	-------------	---------

### Fewest Rebounds

<b>Game:</b>	26	vs. Cleveland	11/9/17
--------------	----	---------------	---------

### Most Offensive Rebounds

<b>Game:</b>	28	vs. Memphis	3/14/16
--------------	----	-------------	---------

### Fewest Offensive Rebounds

<b>Game:</b>	2	4x: last vs. San Antonio	11/12/16
--------------	---	--------------------------	----------

### Most Defensive Rebounds

<b>Game:</b>	52	vs. Utah	4/21/21
--------------	----	----------	---------

### Fewest Defensive Rebounds

<b>Game:</b>	18	vs. Utah (OT)	12/3/03
--------------	----	---------------	---------

### Most Assists

<b>Game:</b>	38	vs. San Antonio	1/25/22
--------------	----	-----------------	---------

### Fewest Assists

<b>Game:</b>	7	vs. Denver	1/27/10
--------------	---	------------	---------

### Most Steals

<b>Game:</b>	20	vs. Dallas	3/7/04
--------------	----	------------	--------

### Fewest Steals

<b>Game:</b>	0	vs. Orlando	1/22/11
--------------	---	-------------	---------

### Most Blocked Shots

<b>Game:</b>	15	vs. Dallas (OT)	3/24/12
--------------	----	-----------------	---------

### Fewest Blocked Shots

<b>Game:</b>	0	Multiple times	
--------------	---	----------------	--

### Most Personal Fouls

<b>Game:</b>	38	vs. Toronto (2OT)	11/11/13
--------------	----	-------------------	----------

### Fewest Personal Fouls

<b>Game:</b>	9	vs. Washington	2/26/08
--------------	---	----------------	---------

### Most Turnovers

<b>Game:</b>	28	vs. L.A. Lakers	12/7/16
--------------	----	-----------------	---------

### Fewest Turnovers

<b>Game:</b>	6	7x: last vs. Utah	12/18/17
--------------	---	-------------------	----------

# Toyota Center Individual Records

## Rockets

### Most Points

Game:	61	James Harden	vs. San Antonio	3/22/19
	60	James Harden	vs. Orlando	1/30/18
	60	James Harden	vs. Atlanta	11/30/19

### Most Field Goals Made

Game:	20	Luis Scola	vs. New Jersey	3/13/10
-------	----	------------	----------------	---------

### Most Field Goals Attempted

Game:	37	Tracy McGrady	vs. Miami	1/29/06
-------	----	---------------	-----------	---------

### Most 3-Point Field Goals Made

Game:	10	Chandler Parsons	vs. Memphis	1/24/14
-------	----	------------------	-------------	---------

### Most 3-Point Field Goals Attempted

Game:	23	James Harden	vs. Sacramento	3/30/19
-------	----	--------------	----------------	---------

### Most Free Throws Made

Game:	22	2x: last James Harden	vs. Denver	3/19/15
-------	----	-----------------------	------------	---------

### Most Free Throws Attempted

Game:	27	James Harden	vs. Memphis	12/31/18
-------	----	--------------	-------------	----------

### Most Rebounds

Game:	26	Dwight Howard	vs. Charlotte	10/30/13
-------	----	---------------	---------------	----------

### Most Offensive Rebounds

Game:	10	Clint Capela	vs. Oklahoma City	12/25/18
	10	Clint Capela	vs. Dallas	11/24/19

### Most Defensive Rebounds

Game:	20	Dwight Howard	vs. Charlotte	10/30/13
-------	----	---------------	---------------	----------

### Most Assists

Game:	18	Kyle Lowry	vs. Memphis	12/17/10
	18	Kyle Lowry	vs. Atlanta	12/31/11

### Most Steals

Game:	9	Rafer Alston	vs. Charlotte	2/10/07
-------	---	--------------	---------------	---------

### Most Blocked Shots

Game:	7	7x: last Terrence Jones	vs. Sacramento	4/1/15
-------	---	-------------------------	----------------	--------

### Most Minutes Played

Game:	59	Cuttino Mobley	vs. Atlanta (3OT)	2/22/04
	59	Aaron Brooks	vs. Minnesota (3OT)	1/13/10

### Most Turnovers

Game:	12	James Harden	vs. Toronto	11/23/16
-------	----	--------------	-------------	----------

## Opponents

### Most Points

Game:	49	Russell Westbrook	vs. Oklahoma City	1/5/17
-------	----	-------------------	-------------------	--------

### Most Field Goals Made

Game:	18	David West	vs. New Orleans	12/29/09
	18	Carmelo Anthony	vs. Denver	3/15/10

### Most Field Goals Attempted

Game:	37	Rudy Gay	vs. Toronto (2OT)	11/11/13
-------	----	----------	-------------------	----------

### Most 3-Point Field Goals Made

Game:	10	Trevor Ariza	vs. Washington	2/12/14
-------	----	--------------	----------------	---------

### Most 3-Point Field Goals Attempted

Game:	17	Stephen Curry	vs. Golden State	5/1/21
-------	----	---------------	------------------	--------

# Toyota Center Individual Records

## Most Free Throws Made

Game: 18 Kevin Durant vs. Oklahoma City 1/16/14

## Most Free Throws Attempted

Game: 36 Andre Drummond vs. Detroit 1/20/16

## Most Rebounds

Game: 26 Al Jefferson vs. Minnesota (3OT) 1/13/10

## Most Offensive Rebounds

Game: 13 Alex Stepeson vs. Memphis 3/14/16

## Most Defensive Rebounds

Game: 23 Al Jefferson vs. Minnesota (3OT) 1/13/10

## Most Assists

Game: 19 Rajon Rondo vs. Sacramento 12/5/15

## Most Steals

Game: 9 Dirk Nowitzki vs. Dallas 3/7/04

## Most Blocked Shots

Game: 8 Myles Turner at Indiana 1/6/21

## Most Minutes Played

Game: 55 Tayshaun Prince vs. Detroit (2OT) 3/18/09

## Most Turnovers

Game: 10 Russell Westbrook vs. Oklahoma City 2/9/19

## Rockets All-Time Preseason Records

Year	W	L	PCT	Year	W	L	PCT
1967	6	3	.667	1995	*6	2	.750
1968	6	6	.500	1996	4	4	.500
1969	6	3	.667	1997	5	3	.625
1970	4	6	.400	1998	1	1	.500
1971	4	4	.500	1999	3	5	.375
1972	7	1	.875	2000	4	3	.571
1973	3	5	.375	2001	5	3	.625
1974	3	2	.600	2002	4	3	.571
1975	4	1	.800	2003	4	4	.500
1976	5	3	.625	2004	3	4	.429
1977	5	0	1.000	2005	6	2	.750
1978	4	4	.500	2006	5	2	.714
1979	5	3	.625	2007	3	4	.429
1980	4	2	.667	2008	5	2	.714
1981	4	2	.667	2009	4	4	.500
1982	1	4	.200	2010	4	4	.500
1983	1	7	.125	2011	1	1	.500
1984	4	3	.571	2012	5	2	.714
1985	7	1	.875	2013	6	1	.857
1986	4	4	.500	2014	6	2	.750
1987	4	4	.500	2015	3	5	.375
1988	3	5	.375	2016	5	2	.714
1989	2	5	.286	2017	4	1	.800
1990	6	3	.667	2018	4	1	.800
1991	6	2	.750	2019	4	2	.667
1992	5	2	.714	2020	3	1	.750
1993	5	3	.625	2021	1	3	.250
1994	5	3	.625	<b>Total</b>	<b>231</b>	<b>162</b>	<b>.588</b>

\*McDonald's Cup World Champions

# Rockets Triple-Doubles

## Rockets Quadruple-Double Club

### Hakeem Olajuwon (1 Game)

Mar. 29, 1990 vs. Milwaukee (18 pts, 16 reb, 11 blk, 10 ast)

## Rockets Triple-Double Club

### James Harden (46 Games; By Season Below)

2012-13: 1 Game      2016-17: 22 Games  
2013-14: 1 Game      2017-18: 4 Games  
2014-15: 4 Games      2018-19: 7 Games  
2015-16: 3 Games      2019-20: 4 Games

### Hakeem Olajuwon (14 Games)

Jan. 7, 1986 vs. Golden State (26 pts, 12 reb, 11 blk)  
Mar. 10, 1987 vs. Seattle (38 pts, 17 reb, 12 blk) - 2OT  
Apr. 21, 1988 vs. San Antonio (38 pts, 10 reb, 10 blk)  
Nov. 11, 1989 vs. Utah (24 pts, 21 reb, 12 blk)  
Dec. 17, 1989 vs. Orlando (32 pts, 25 reb, 10 blk)  
Mar. 3, 1990 vs. Golden State (29 pts, 18 reb, 11 blk, 9 ast)  
Mar. 29, 1990 vs. Milwaukee (18 pts, 16 reb, 11 blk, 10 ast)  
Dec. 20, 1990 vs. Orlando (24 pts, 16 reb, 11 blk)  
Apr. 7, 1994 vs. Golden State (26 pts, 13 reb, 10 ast)  
Dec. 1, 1994 at Golden State (37 pts, 13 reb, 12 ast)  
Dec. 13, 1995 at Vancouver (15 pts, 14 reb, 10 blk)  
Dec. 28, 1995 vs. New Jersey (22 pts, 18 reb, 10 ast)  
Apr. 13, 1996 vs. Dallas (31 pts, 13 reb, 10 blk)  
Mar. 4, 1997 at L.A. Clippers (22 pts, 16 reb, 10 ast)

### Russell Westbrook (8 Games)

Oct. 26, 2019 vs. New Orleans (28 pts, 13 ast, 10 reb)  
Oct. 30, 2019 at Washington (17 pts, 12 ast, 10 reb)  
Nov. 18, 2019 vs. Portland (28 pts, 13 reb, 10 ast)  
Dec. 3, 2019 at San Antonio (19 points, 10 reb, 10 ast)  
Dec. 5, 2019 at Toronto (19 pts, 13 reb, 11 ast)  
Dec. 7, 2019 vs. Phoenix (24 pts, 14 reb, 11 ast)  
Jan. 15, 2020 vs. Portland (31 pts, 12 ast, 11 reb)  
Jan. 20, 2020 vs. Oklahoma City (32 pts, 12 ast, 11 reb)

### Elvin Hayes (7 Games)

Feb. 12, 1969 at Cincinnati (12 pts, 27 reb, 10 blk)  
Jan. 8, 1970 vs. San Francisco (10 pts, 19 reb, 10 blk)  
Feb. 14, 1970 vs. San Francisco (41 pts, 27 reb, 10 blk)  
Mar. 19, 1971 vs. Milwaukee (20 pts, 14 reb, 13 blk)  
Mar. 21, 1971 vs. Phoenix (34 pts, 13 reb, 13 blk)  
Dec. 1, 1971 at Cleveland (11 pts, 11 reb, 11 ast)  
Apr. 13, 1984 vs. San Antonio (16 pts, 17 reb, 11 ast) - OT

### Clyde Drexler (7 Games)

Apr. 11, 1995 vs. Dallas (29 pts, 11 reb, 11 ast)  
Jan. 27, 1996 vs. Detroit (24 pts, 10 reb, 10 ast)  
Feb. 1, 1996 at Charlotte (16 pts, 10 reb, 14 ast)  
Feb. 13, 1996 vs. Dallas (21 pts, 14 reb, 12 ast)  
Nov. 1, 1996 vs. Sacramento (25 pts, 10 reb, 10 stls.)  
Jan. 19, 1997 vs. Chicago (17 pts, 11 ast, 10 reb)  
Mar. 22, 1997 vs. Phoenix (17 pts, 11 ast, 10 reb)

## Rockets Triple-Doubles (One Game Each)

**Kevin Porter Jr.:** Mar. 30, 2022 vs. Sacramento: 30 pts, 12 reb, 12 ast).  
**John Wall:** Mar. 22, 2021 vs. Toronto (19 pts, 11 reb, 10 ast).  
**Chris Paul:** Dec. 18, 2017 vs. Utah (18 pts, 10 ast, 10 reb)  
**Jeremy Lin:** Feb. 1, 2014 vs. Cleveland (15 pts, 11 reb, 10 ast)  
**Goran Dragic:** Apr. 13, 2011 at Minnesota (11 pts, 11 reb, 11 ast)  
**Chuck Hayes:** Mar. 23, 2011 vs. Golden State (13 pts, 14 reb., 11 ast)  
**Trevor Ariza:** Apr. 14, 2010 vs. New Orleans (26 pts, 10 reb, 10 ast)  
**Cedric Maxwell:** Mar. 31, 1988 at Indiana (23 pts, 15 reb, 10 ast)  
**Eric Floyd:** Dec. 19, 1987 vs. Denver (23 pts, 13 reb, 10 ast)  
**Ralph Sampson:** Dec. 9, 1983 at Chicago (28 pts, 18 reb, 13 blk)  
**Ed Ratleff:** Mar. 26, 1974 vs. Buffalo (12 pts, 10 reb, 11 ast)  
**Jim Barnett:** Feb. 14, 1969 at L.A. Lakers (18 pts, 11 reb, 10 ast)

### Steve Francis (6 Games)

Jan. 27, 2000 vs. Golden State (27 pts, 17 reb, 14 ast)  
Jan. 26, 2001 vs. Vancouver (13 pts, 10 reb, 12 ast)  
Mar. 13, 2001 vs. Indiana (16 pts, 10 reb, 11 ast)  
Jan. 18, 2002 at Boston (26 pts, 15 reb, 10 ast)  
Jan. 24, 2002 vs. New Jersey (23 pts, 12 reb, 11 ast)  
Mar. 21, 2003 at Golden State (13 pts, 11 reb, 12 ast)

### Otis Thorpe (3 Games)

Mar. 16, 1989 vs. Milwaukee (10 pts, 11 reb, 11 ast)  
Jan. 14, 1992 vs. Denver (16 pts, 13 reb, 10 ast)  
Dec. 17, 1992 at San Antonio (12 pts, 19 reb, 10 ast)

### Art Williams (3 Games)

Nov. 4, 1967 vs. New York (15 pts, 11 reb, 13 ast)  
Dec. 10, 1968 vs. Philadelphia at N.Y. (20 pts, 12 reb, 11 ast)  
Mar. 22, 1970 vs. Phoenix (19 pts, 11 reb, 14 ast)

### Charles Barkley (2 Games)

Nov. 23, 1996 at Golden State (27 pts, 17 reb, 12 ast)  
Dec. 2, 1997 vs. Denver (15 pts, 12 ast, 11 reb)

### Lewis Lloyd (2 Games)

Oct. 29, 1983 vs. San Antonio (28 pts, 11 reb, 10 ast)  
Jan. 14, 1986 vs. Utah (28 pts, 10 reb, 10 ast)

### Kyle Lowry (2 Games)

Mar. 20, 2011 vs. Utah (28 pts, 11 reb, 10 ast)  
Jan. 23, 2012 at Minnesota (16 pts, 10 reb, 10 ast)

### Rodney McCray (2 Games)

Nov. 20, 1986 vs. Utah (13 pts, 10 reb, 14 ast)  
Apr. 9, 1987 vs. Sacramento (20 pts, 13 reb, 10 ast)

### Tracy McGrady (2 Games)

Dec. 5, 2007 vs. Memphis (17 pts, 10 reb, 12 ast)  
Dec. 16, 2008 vs. Denver (20 pts, 14 reb, 10 ast)

### Chris Paul (2 Games)

Dec. 18, 2017 vs. Utah (18 pts, 10 ast, 10 reb)  
Dec. 11, 2018 vs. Portland (11 pts, 10 ast, 10 reb)

### Scottie Pippen (2 Games)

Feb. 25, 1999 vs. Atlanta (15 pts, 11 ast, 10 reb)  
Apr. 23, 1999 at L.A. Clippers (23 pts, 10 ast, 10 reb)

# Rockets Record by Month

Year	October	November	December	January	February	March	Apr/May	July/Aug	Totals
1967-68	1-7	3-15	7-8	3-9	1-17	0-11	—	—	15-67
1968-69	3-3	7-9	6-10	6-9	7-8	8-6	—	—	37-45
1969-70	1-6	7-8	7-11	4-8	4-11	4-11	—	—	27-55
1970-71	6-6	8-7	7-7	3-14	8-5	8-3	—	—	40-42
1971-72	2-8	4-10	8-7	5-9	8-6	7-8	—	—	34-48
1972-73	5-3	5-9	6-7	5-13	6-8	6-9	—	—	33-49
1973-74	4-7	4-8	4-12	6-10	8-4	6-9	—	—	32-50
1974-75	4-3	7-7	8-5	5-10	9-6	7-9	1-1	—	41-41
1975-76	0-3	8-5	7-7	8-8	7-8	8-7	2-4	—	40-42
1976-77	3-1	8-4	8-6	7-9	7-6	13-5	3-2	—	49-33
1977-78	3-2	4-10	6-8	3-11	8-7	1-13	3-3	—	28-54
1978-79	5-3	5-7	9-5	8-7	7-6	9-5	4-2	—	47-35
1979-80	2-7	10-4	5-9	8-8	8-5	8-8	—	—	41-41
1980-81	4-5	7-8	5-9	8-7	9-5	7-8	—	—	40-42
1981-82	1-1	5-10	6-7	9-4	11-3	9-7	5-4	—	46-36
1982-83	0-2	2-10	2-13	4-11	3-10	2-14	1-8	—	14-68
1983-84	1-0	5-10	6-9	7-7	4-9	5-11	1-7	—	29-53
1984-85	2-0	10-5	6-8	8-7	8-4	9-6	5-4	—	48-34
1985-86	2-2	11-4	7-6	12-2	6-7	8-8	5-2	—	51-31
1986-87	—	7-7	4-10	11-4	8-4	7-11	5-4	—	42-40
1987-88	—	7-6	7-6	9-5	9-4	9-7	5-8	—	46-36
1988-89	—	9-6	9-5	7-6	6-6	8-8	6-6	—	45-37
1989-90	—	9-6	3-12	8-5	4-8	11-5	6-5	—	41-41
1990-91	—	8-7	8-6	7-8	9-3	14-1	6-5	—	52-30
1991-92	—	9-4	7-9	8-6	6-8	7-9	5-4	—	42-40
1992-93	—	7-4	7-7	10-7	9-3	11-4	11-2	—	55-27
1993-94	—	14-0	10-4	7-6	7-5	12-4	8-5	—	58-24
1994-95	—	10-3	8-6	8-6	9-5	7-8	5-7	—	47-35
1995-96	—	11-4	11-4	7-8	9-4	4-9	6-5	—	48-34
1996-97	—	15-1	9-5	8-7	5-7	11-3	9-2	—	57-25
1997-98	1-0	7-5	7-6	6-11	7-6	9-7	4-6	—	41-41
1998-99	—	—	—	—	8-6	14-3	9-10	—	31-19
1999-00	—	4-11	6-9	7-7	5-8	5-10	7-3	—	34-48
2000-01	0-1	9-6	5-8	8-8	9-4	9-6	5-4	—	45-37
2001-02	1-0	6-9	2-13	6-9	5-5	6-10	2-8	—	28-54
2002-03	0-1	9-5	8-7	8-7	5-8	8-8	5-3	—	43-39
2003-04	1-0	8-7	8-7	9-6	8-5	8-6	3-6	—	45-37
2004-05	—	6-10	9-5	10-6	7-3	12-4	7-3	—	51-31
2005-06	—	4-11	6-7	5-11	10-3	7-8	2-8	—	34-48
2006-07	—	10-5	9-7	10-4	6-6	12-4	5-4	—	52-30
2007-08	1-0	8-8	6-8	10-4	13-0	11-4	6-3	—	55-27
2008-09	2-0	9-7	10-5	8-7	8-3	11-4	5-3	—	53-29
2009-10	2-1	7-7	11-5	5-9	4-7	8-8	5-3	—	42-40
2010-11	0-3	5-9	11-4	6-11	8-4	9-5	4-3	—	43-39
2011-12	—	—	2-2	10-7	9-6	7-9	6-8	—	34-32
2012-13	1-0	6-8	10-6	8-9	6-5	9-5	5-4	—	45-37
2013-14	1-0	12-5	8-8	10-4	8-2	10-4	5-5	—	54-28
2014-15	2-0	11-4	9-5	11-6	7-3	10-6	6-2	—	56-26
2015-16	0-2	7-9	9-7	9-7	4-6	8-8	4-2	—	41-41
2016-17	2-1	9-6	15-2	10-7	6-3	9-6	4-2	—	55-27
2017-18	5-3	12-1	9-5	10-4	12-0	14-1	3-3	—	65-17
2018-19	1-5	9-6	11-4	8-6	8-4	12-3	4-1	—	53-29
2019-20	3-1	10-5	10-5	7-7	9-2	1-4	—	4-4	44-28
2020-21	—	—	1-2	8-7	2-12	2-13	4-21	—	17-55
2021-22	1-5	3-11	6-10	4-10	1-9	5-12	0-5	—	20-62
<b>Totals</b>	<b>73-92</b>	<b>397-353</b>	<b>391-375</b>	<b>402-405</b>	<b>385-312</b>	<b>442-385</b>	<b>212-210</b>	<b>4-4</b>	<b>2306-2136</b>
	<b>.442</b>	<b>.529</b>	<b>.510</b>	<b>.498</b>	<b>.552</b>	<b>.534</b>	<b>.502</b>	<b>.500</b>	<b>.519</b>

# Rockets Versus Conferences & Divisions

Year	Western	Midwest/ Southwest	Northwest	Pacific	Year	Eastern	Atlantic	Central	Southeast
	Conference	Division	Division	Division		Conference	Division	Division	Division
	W-L	W-L	W-L	W-L		W-L	W-L	W-L	W-L
1967-68	11-29	—	—	—	1967-68	4-38	—	—	—
1968-69	20-20	—	—	—	1968-69	17-25	—	—	—
1969-70	17-23	—	—	—	1969-70	10-32	—	—	—
1970-71	21-24	7-16	—	14-8	1970-71	19-18	8-11	11-7	—
1971-72	14-31	5-16	—	9-15	1971-72	20-17	8-11	12-6	—
1972-73	12-24	4-12	—	8-12	1972-73	21-25	12-12	9-13	—
1973-74	11-25	3-13	—	8-12	1973-74	21-25	12-12	9-13	—
1974-75	20-16	11-5	—	9-11	1974-75	21-25	5-11	16-14	—
1975-76	17-19	9-7	—	8-12	1975-76	23-23	9-11	14-12	—
1976-77	26-16	14-9	—	12-7	1976-77	23-17	10-10	13-7	—
1977-78	13-29	8-15	—	5-14	1977-78	15-25	9-11	6-14	—
1978-79	23-19	10-10	—	13-9	1978-79	24-16	12-8	12-8	—
1979-80	11-11	5-5	—	6-6	1979-80	30-30	10-20	20-10	—
1980-81	32-28	19-11	—	13-17	1980-81	8-14	2-8	6-6	—
1981-82	35-25	17-13	—	18-12	1981-82	11-11	6-4	5-7	—
1982-83	9-51	4-26	—	5-25	1982-83	5-17	2-8	3-9	—
1983-84	21-39	9-21	—	12-18	1983-84	8-14	1-9	7-5	—
1984-85	36-24	20-10	—	16-14	1984-85	12-10	4-6	8-4	—
1985-86	38-22	20-10	—	18-12	1985-86	13-9	6-4	7-5	—
1986-87	31-29	19-11	—	12-18	1986-87	11-11	3-7	8-4	—
1987-88	33-27	13-17	—	20-10	1987-88	13-9	6-4	7-5	—
1988-89	33-25	19-11	—	14-14	1988-89	12-12	5-7	7-5	—
1989-90	28-28	13-15	—	15-13	1989-90	13-13	5-7	8-6	—
1990-91	33-23	20-8	—	13-15	1990-91	19-7	9-3	10-4	—
1991-92	26-28	12-14	—	14-14	1991-92	16-12	10-4	6-8	—
1992-93	36-18	19-7	—	17-11	1992-93	19-9	9-5	10-4	—
1993-94	38-16	15-11	—	23-5	1993-94	20-8	11-3	9-5	—
1994-95	27-27	13-13	—	14-14	1994-95	20-8	9-5	11-3	—
1995-96	31-21	14-10	—	17-11	1995-96	17-13	6-8	11-5	—
1996-97	40-12	19-5	—	21-7	1996-97	17-13	9-5	8-8	—
1997-98	29-23	14-10	—	15-13	1997-98	12-18	5-9	7-9	—
1998-99	28-16	12-9	—	16-7	1998-99	3-3	1-2	2-1	—
1999-00	23-29	8-16	—	15-13	1999-00	11-19	5-9	6-10	—
2000-01	20-32	11-13	—	9-19	2000-01	25-5	9-5	16-0	—
2001-02	18-34	9-15	—	9-19	2001-02	10-20	5-9	5-11	—
2002-03	26-26	11-13	—	15-13	2002-03	17-13	9-5	8-8	—
2003-04	21-31	8-16	—	13-15	2003-04	24-6	11-3	13-3	—
2004-05	33-19	10-6	12-6	11-7	2004-05	18-12	7-3	6-4	5-5
2005-06	19-33	1-15	10-8	8-10	2005-06	15-15	5-5	5-5	5-5
2006-07	28-24	8-8	10-8	10-8	2006-07	24-6	8-2	7-3	9-1
2007-08	33-19	8-8	14-4	11-7	2007-08	22-8	5-5	9-1	8-2
2008-09	35-17	9-7	14-4	12-6	2008-09	18-12	5-5	5-5	8-2
2009-10	28-24	9-7	11-7	8-10	2009-10	14-16	7-3	4-6	3-7
2010-11	25-27	5-11	9-9	11-7	2010-11	18-12	7-3	7-3	4-6
2011-12	23-25	6-8	8-10	9-7	2011-12	11-7	4-2	2-3	5-2
2012-13	24-28	6-10	8-10	10-8	2012-13	21-9	7-3	7-3	7-3
2013-14	31-21	11-5	11-7	9-9	2013-14	23-7	7-3	8-2	8-2
2014-15	33-19	8-8	15-3	10-8	2014-15	23-7	9-1	8-2	6-4
2015-16	28-24	8-8	9-9	11-7	2015-16	13-17	6-4	3-7	4-6
2016-17	36-16	10-6	13-5	13-5	2016-17	19-11	8-2	5-5	6-4
2017-18	41-11	12-4	16-2	13-5	2017-18	24-6	6-4	9-1	9-1
2018-19	32-20	10-6	8-10	14-4	2018-19	21-9	8-2	6-4	7-3
2019-20	28-19	8-5	10-8	10-6	2019-20	16-9	6-3	4-3	6-3
2020-21	11-31	5-7	3-12	3-12	2020-21	6-24	1-9	2-8	3-7
2021-22	11-41	3-13	6-12	2-16	2021-22	9-21	1-9	3-7	5-5
<b>Totals</b>	<b>1407-1338</b>	<b>551-555</b>	<b>187-134</b>	<b>621-577</b>	<b>Totals</b>	<b>899-798</b>	<b>350-324</b>	<b>410-311</b>	<b>108-68</b>
	<b>.513</b>	<b>.498</b>	<b>.572</b>	<b>.518</b>		<b>.530</b>	<b>.519</b>	<b>.569</b>	<b>.614</b>

Records

# Rockets Longest Yearly Streaks

## Overall Winning

1967-68 ..... 2  
 1968-69 ..... 5  
 1969-70 ..... 4  
 1970-71 ..... 7  
 1971-72 ..... 4  
 1972-73 ..... 3  
 1973-74 ..... 5  
 1974-75 ..... 7  
 1975-76 ..... 5  
 1976-77 ..... 9  
 1977-78 ..... 4  
 1978-79 ..... 4  
 1979-80 ..... 7  
 1980-81 ..... 5  
 1981-82 ..... 8  
 1982-83 ..... 2  
 1983-84 ..... 5  
 1984-85 ..... 8  
 1985-86 ..... 7  
 1986-87 ..... 5  
 1987-88 ..... 4  
 1988-89 ..... 6  
 1989-90 ..... 6  
 1990-91 ..... 13  
 1991-92 ..... 4  
 1992-93 ..... 15/11  
 1993-94 ..... 15  
 1994-95 ..... 9  
 1995-96 ..... 7  
 1996-97 ..... 9  
 1997-98 ..... 9  
 1998-99 ..... 9  
 1999-00 ..... 6  
 2000-01 ..... 4  
 2001-02 ..... 3  
 2002-03 ..... 5  
 2003-04 ..... 5  
 2004-05 ..... 8  
 2005-06 ..... 5  
 2006-07 ..... 5  
 2007-08 ..... 22  
 2008-09 ..... 6  
 2009-10 ..... 4  
 2010-11 ..... 5  
 2011-12 ..... 7  
 2012-13 ..... 5  
 2013-14 ..... 8  
 2014-15 ..... 6  
 2015-16 ..... 5  
 2016-17 ..... 10  
 2017-18 ..... 17  
 2018-19 ..... 9  
 2019-20 ..... 8  
 2020-21 ..... 6  
 2021-22 ..... 7

## Home Winning

1967-68 ..... 2  
 1968-69 ..... 6  
 1969-70 ..... 5  
 1970-71 ..... 7  
 1971-72 ..... 5  
 1972-73 ..... 4  
 1973-74 ..... 4  
 1974-75 ..... 7  
 1975-76 ..... 5  
 1976-77 ..... 11  
 1977-78 ..... 5  
 1978-79 ..... 7  
 1979-80 ..... 5  
 1980-81 ..... 7  
 1981-82 ..... 8  
 1982-83 ..... 3  
 1983-84 ..... 6  
 1984-85 ..... 8

1985-86 ..... 20  
 1986-87 ..... 7  
 1987-88 ..... 7  
 1988-89 ..... 8  
 1989-90 ..... 10  
 1990-91 ..... 11  
 1991-92 ..... 8  
 1992-93 ..... 9  
 1993-94 ..... 11/10  
 1994-95 ..... 4  
 1995-96 ..... 7  
 1996-97 ..... 8  
 1997-98 ..... 8  
 1998-99 ..... 9  
 1999-00 ..... 6  
 2000-01 ..... 6  
 2001-02 ..... 2  
 2002-03 ..... 7  
 2003-04 ..... 7  
 2004-05 ..... 4  
 2005-06 ..... 4  
 2006-07 ..... 6  
 2007-08 ..... 15  
 2008-09 ..... 12  
 2009-10 ..... 8  
 2010-11 ..... 8  
 2011-12 ..... 5  
 2012-13 ..... 6  
 2013-14 ..... 11  
 2014-15 ..... 5  
 2015-16 ..... 7  
 2016-17 ..... 6  
 2017-18 ..... 20  
 2018-19 ..... 10  
 2019-20 ..... 6  
 2020-21 ..... 2  
 2021-22 ..... 6

## Road Winning

1967-68 ..... 2  
 1968-69 ..... 2  
 1969-70 ..... 2  
 1970-71 ..... 2  
 1971-72 ..... 4  
 1972-73 ..... 2  
 1973-74 ..... 4  
 1974-75 ..... 3  
 1975-76 ..... 2  
 1976-77 ..... 4  
 1977-78 ..... 1  
 1978-79 ..... 2  
 1979-80 ..... 3  
 1980-81 ..... 3  
 1981-82 ..... 5  
 1982-83 ..... 1  
 1983-84 ..... 1  
 1984-85 ..... 5  
 1985-86 ..... 3  
 1986-87 ..... 4  
 1987-88 ..... 3  
 1988-89 ..... 3  
 1989-90 ..... 3  
 1990-91 ..... 5  
 1991-92 ..... 4  
 1992-93 ..... 6  
 1993-94 ..... 9  
 1994-95 ..... 6  
 1995-96 ..... 5  
 1996-97 ..... 8  
 1997-98 ..... 3  
 1998-99 ..... 5  
 1999-00 ..... 4  
 2000-01 ..... 3  
 2001-02 ..... 1  
 2002-03 ..... 2  
 2003-04 ..... 3

2004-05 ..... 4  
 2005-06 ..... 4  
 2006-07 ..... 5  
 2007-08 ..... 12  
 2008-09 ..... 4  
 2009-10 ..... 3  
 2010-11 ..... 6  
 2011-12 ..... 4  
 2012-13 ..... 3  
 2013-14 ..... 4  
 2014-15 ..... 6  
 2015-16 ..... 3  
 2016-17 ..... 5  
 2017-18 ..... 10  
 2018-19 ..... 6  
 2019-20 ..... 6  
 2020-21 ..... 4  
 2021-22 ..... 2

## Overall Losing

1967-68 ..... 17  
 1968-69 ..... 6  
 1969-70 ..... 9  
 1970-71 ..... 10  
 1971-72 ..... 8  
 1972-73 ..... 10  
 1973-74 ..... 8  
 1974-75 ..... 6  
 1975-76 ..... 5  
 1976-77 ..... 4  
 1977-78 ..... 13  
 1978-79 ..... 4  
 1979-80 ..... 6  
 1980-81 ..... 5  
 1981-82 ..... 6  
 1982-83 ..... 10  
 1983-84 ..... 6  
 1984-85 ..... 4  
 1985-86 ..... 3  
 1986-87 ..... 4  
 1987-88 ..... 4  
 1988-89 ..... 7  
 1989-90 ..... 4  
 1990-91 ..... 4  
 1991-92 ..... 6  
 1992-93 ..... 7  
 1993-94 ..... 4  
 1994-95 ..... 5  
 1995-96 ..... 7  
 1996-97 ..... 6  
 1997-98 ..... 6  
 1998-99 ..... 3  
 1999-00 ..... 8  
 2000-01 ..... 6  
 2001-02 ..... 15  
 2002-03 ..... 4  
 2003-04 ..... 5  
 2004-05 ..... 5  
 2005-06 ..... 7  
 2006-07 ..... 3  
 2007-08 ..... 6  
 2008-09 ..... 3  
 2009-10 ..... 4  
 2010-11 ..... 5  
 2011-12 ..... 6  
 2012-13 ..... 7  
 2013-14 ..... 3  
 2014-15 ..... 2  
 2015-16 ..... 4  
 2016-17 ..... 3  
 2017-18 ..... 5  
 2018-19 ..... 4  
 2019-20 ..... 4  
 2020-21 ..... 20  
 2021-22 ..... 15

## Home Losing

1967-68 ..... 10  
 1968-69 ..... 4  
 1969-70 ..... 4  
 1970-71 ..... 3  
 1971-72 ..... 4  
 1972-73 ..... 5  
 1973-74 ..... 7  
 1974-75 ..... 4  
 1975-76 ..... 3  
 1976-77 ..... 2  
 1977-78 ..... 8  
 1978-79 ..... 2  
 1979-80 ..... 3  
 1980-81 ..... 3  
 1981-82 ..... 3  
 1982-83 ..... 11  
 1983-84 ..... 3  
 1984-85 ..... 3  
 1985-86 ..... 1  
 1986-87 ..... 4  
 1987-88 ..... 2  
 1988-89 ..... 2  
 1989-90 ..... 2  
 1990-91 ..... 2  
 1991-92 ..... 4  
 1992-93 ..... 3  
 1993-94 ..... 1  
 1994-95 ..... 5  
 1995-96 ..... 6  
 1996-97 ..... 3  
 1997-98 ..... 4  
 1998-99 ..... 2  
 1999-00 ..... 6  
 2000-01 ..... 5  
 2001-02 ..... 7  
 2002-03 ..... 3  
 2003-04 ..... 2  
 2004-05 ..... 5  
 2005-06 ..... 7  
 2006-07 ..... 3  
 2007-08 ..... 3  
 2008-09 ..... 2  
 2009-10 ..... 4  
 2010-11 ..... 4  
 2011-12 ..... 4  
 2012-13 ..... 2  
 2013-14 ..... 2  
 2014-15 ..... 2  
 2015-16 ..... 3  
 2016-17 ..... 1  
 2017-18 ..... 2  
 2018-19 ..... 4  
 2019-20 ..... 3  
 2020-21 ..... 11  
 2021-22 ..... 11

## Road Losing

1967-68 ..... 16  
 1968-69 ..... 7  
 1969-70 ..... 13  
 1970-71 ..... 7  
 1971-72 ..... 6  
 1972-73 ..... 10  
 1973-74 ..... 8  
 1974-75 ..... 7  
 1975-76 ..... 5  
 1976-77 ..... 6  
 1977-78 ..... 11  
 1978-79 ..... 5  
 1979-80 ..... 7  
 1980-81 ..... 5  
 1981-82 ..... 6  
 1982-83 ..... 14  
 1983-84 ..... 9  
 1984-85 ..... 5

1985-86 ..... 6  
 1986-87 ..... 5  
 1987-88 ..... 6  
 1988-89 ..... 9  
 1989-90 ..... 3  
 1990-91 ..... 5  
 1991-92 ..... 9  
 1992-93 ..... 7  
 1993-94 ..... 3  
 1994-95 ..... 4  
 1995-96 ..... 4  
 1996-97 ..... 8  
 1997-98 ..... 5  
 1998-99 ..... 3  
 1999-00 ..... 9  
 2000-01 ..... 4  
 2001-02 ..... 8  
 2002-03 ..... 4  
 2003-04 ..... 3  
 2004-05 ..... 5  
 2005-06 ..... 4  
 2006-07 ..... 2  
 2007-08 ..... 3  
 2008-09 ..... 5  
 2009-10 ..... 5  
 2010-11 ..... 4  
 2011-12 ..... 5  
 2012-13 ..... 7  
 2013-14 ..... 3  
 2014-15 ..... 3  
 2015-16 ..... 4  
 2016-17 ..... 2  
 2017-18 ..... 2  
 2018-19 ..... 3  
 2019-20 ..... 3  
 2020-21 ..... 10  
 2021-22 ..... 11



# Regular Season Record vs. Opponents

Team	Total	Home	Road	Neut.	Team	Total	Home	Road	Neut.
Atlanta	81-79	57-24	24-55	0-0	Milwaukee	60-73	40-27	18-44	1-3
<i>St. Louis</i>	1-7	1-2	0-4	0-0	Minnesota	83-48	45-18	36-29	1-0
Atlanta	78-72	55-22	23-51	0-0	New Orleans	41-33	24-13	17-20	0-0
Boston	55-94	33-40	21-47	1-7	<i>New Orleans</i>	36-23	23-10	16-17	0-0
Brooklyn	65-36	36-13	29-23	0-0	<i>N.O./Okla. City</i>	2-6	1-3	1-3	0-0
<i>New Jersey</i>	53-27	29-10	24-17	0-0	New York	74-75	44-30	29-44	1-1
<i>Brooklyn</i>	12-6	7-2	5-4	0-0	Oklahoma City	113-117	70-42	39-72	4-4
Charlotte	47-18	27-5	20-13	0-0	<i>Seattle</i>	87-93	54-34	29-54	4-4
Chicago	72-71	45-22	26-45	1-4	<i>Oklahoma City</i>	26-24	16-8	10-16	0-0
Cleveland	88-48	53-14	35-33	0-1	Orlando	37-30	22-11	15-19	0-0
Dallas	100-88	55-40	44-49	1-0	Philadelphia	74-75	45-29	26-43	3-3
Denver	102-94	62-36	40-58	0-0	Phoenix	108-115	66-46	41-69	1-0
Detroit	70-75	49-22	20-49	1-4	Portland	114-93	64-38	47-56	2-0
Golden State	126-100	65-47	58-50	3-3	Sacramento	138-94	83-33	54-59	1-2
<i>San Francisco</i>	12-15	6-8	4-6	2-1	<i>Cincinnati</i>	13-14	8-5	4-7	1-2
Golden State	114-85	59-39	54-44	1-2	<i>Kansas City</i>	28-32	19-11	9-21	0-0
Indiana	57-42	34-17	23-25	0-0	<i>Sacramento</i>	97-48	56-17	40-31	1-0
L.A. Clippers	124-85	69-32	51-52	4-1	San Antonio	92-115	59-45	33-71	0-0
<i>Buffalo</i>	22-15	10-5	8-9	4-1	Toronto	29-23	20-6	9-17	0-0
<i>San Diego</i>	13-12	7-5	6-7	0-0	Utah	99-112	62-43	37-69	0-0
<i>Los Angeles</i>	89-58	52-22	37-36	0-0	<i>New Orleans</i>	14-12	7-6	7-6	0-0
L.A. Lakers	86-144	49-64	36-79	1-1	<i>Utah</i>	84-97	55-37	30-63	0-0
Memphis	65-41	39-14	26-27	0-0	Washington	75-81	45-30	28-47	2-4
<i>Vancouver</i>	20-4	11-1	9-3	0-0	<i>Baltimore</i>	6-30	2-13	2-13	2-4
<i>Memphis</i>	43-34	28-13	17-24	0-0	<i>Capital</i>	3-4	3-1	0-3	0-0
Miami	33-37	20-14	13-23	0-0	<i>Washington</i>	65-46	40-16	26-31	0-0

## Rockets All-Time Overtime Record

Year	Total	Home	Road	Year	Total	Home	Road
1967-68	1-1	1-1	0-0	1995-96	1-3	1-2	0-1
1968-69	1-3	1-1	0-2	1996-97	4-2	2-2	2-0
1969-70	2-2	1-1	1-1	1997-98	1-4	0-2	1-2
1970-71	1-1	1-0	0-1	1998-99	2-1	1-0	1-1
1971-72	1-1	0-1	1-0	1999-00	2-3	1-1	1-2
1972-73	0-0	0-0	0-0	2000-01	2-2	1-1	1-1
1973-74	1-6	1-1	0-5	2001-02	5-5	3-2	2-3
1974-75	1-3	0-3	1-0	2002-03	4-5	2-1	2-4
1975-76	0-3	0-2	0-1	2003-04	5-2	3-1	2-1
1976-77	4-0	4-0	0-0	2004-05	4-3	2-1	2-2
1977-78	2-0	2-0	0-0	2005-06	2-2	0-1	2-1
1978-79	3-1	2-0	1-1	2006-07	3-3	1-1	2-2
1979-80	5-3	3-1	2-2	2007-08	0-1	0-0	0-1
1980-81	3-2	1-0	2-2	2008-09	2-1	2-0	0-1
1981-82	2-1	1-0	1-1	2009-10	4-3	2-2	2-1
1982-83	1-1	1-1	0-0	2010-11	2-6	2-3	0-3
1983-84	1-2	0-2	1-0	2011-12	3-6	3-3	0-3
1984-85	2-1	1-0	1-1	2012-13	0-4	0-2	0-2
1985-86	1-1	0-0	1-1	2013-14	3-2	3-0	0-2
1986-87	1-2	0-2	1-0	2014-15	5-0	1-0	4-0
1987-88	0-0	0-0	0-0	2015-16	4-2	3-0	1-2
1988-89	3-3	1-1	2-2	2016-17	3-0	1-0	2-0
1989-90	1-4	1-2	0-2	2017-18	2-0	2-0	0-0
1990-91	3-3	2-2	1-1	2018-19	2-4	1-1	1-3
1991-92	3-3	1-1	2-2	2019-20	2-1	0-0	2-1
1992-93	1-3	1-0	0-3	2020-21	0-1	0-0	0-1
1993-94	2-1	1-0	1-1	2021-21	2-1	2-1	0-0
1994-95	0-1	0-1	0-0	<b>Totals</b>	<b>115-119</b>	<b>66-50</b>	<b>49-69</b>

Opponents	W-L
Atlanta	4-1
Boston	4-4
Brooklyn	4-3
Charlotte	2-2
Chicago	3-3
Cleveland	3-1
Dallas	8-6
Denver	7-7
Detroit	2-5
Golden State	12-3
Indiana	2-3
L.A. Clippers	6-6
L.A. Lakers	11-11
Memphis	3-2
Miami	3-2
Milwaukee	2-2
Minnesota	5-4
New Orleans	1-3
New York	1-5
Oklahoma City	1-7
Orlando	2-0
Philadelphia	3-5
Phoenix	1-5
Portland	6-10
Sacramento	9-2
San Antonio	4-7
Toronto	2-1
Utah	4-6
Washington	0-3

Multiple OT (2OT: 32, 3OT: 3): .....19-16

# High Scorers vs. Opponents

	Rockets High Scorer	Opponents High Scorer
<b>Atlanta</b>	60, James Harden (Nov. 30, 2019)	49, Dominique Wilkins (Dec. 12, 1985)
<b>Boston</b>	51, Hakeem Olajuwon (Jan. 18, 1996)	48, Larry Bird (Mar. 17, 1985)
<b>Brooklyn</b>	58, James Harden (Jan. 16, 2019)	44, Drazen Petrovic (Jan. 24, 1993)
<b>Charlotte</b>	40, James Harden (Jan. 10, 2017)	43, Stephen Jackson (Jan. 12, 2010)
<b>Chicago</b>	45, Moses Malone (Nov. 13, 1979)	45, Michael Jordan (Jan. 18, 1998)
<b>Cleveland</b>	55, James Harden (Dec. 11, 2019)	46, Mike Mitchell (Feb. 8, 1980)
<b>Dallas</b>	49, James Harden (July, 31, 2020)	53, Dirk Nowitzki (Dec. 2, 2004)
<b>Denver</b>	52, Hakeem Olajuwon (Apr. 19, 1990)	54, Alex English (Nov. 19, 1985)
<b>Detroit</b>	54, Elvin Hayes (Nov. 13, 1968)	46, Jerry Stackhouse (Jan. 4, 2001)
<b>Golden State</b>	51, Moses Malone (Mar. 11, 1981)	51, Phil Smith (Dec. 11, 1976) 51, Rick Barry (Jan. 17, 1973)
<b>Indiana</b>	45, James Harden (Jan. 13, 2015) 45, James Harden (Aug. 12, 2020)	42, Butch Carter (Nov. 1, 1983)
<b>L.A. Clippers</b>	53, Moses Malone (Feb. 2, 1982)	51, Bob McAdoo (Mar. 18, 1975)
<b>L.A. Lakers</b>	51, James Harden (Dec. 20, 2017)	53, Kobe Bryant (Dec. 15, 2006) 53, Kobe Bryant (Mar. 30, 2007)
<b>Memphis</b>	57, James Harden (Jan. 14, 2019) 57, James Harden (Mar. 20, 2019)	38, Jason Williams (Nov. 30, 2001)
<b>Miami</b>	58, James Harden (Feb. 28, 2019)	45, Dwyane Wade (Dec. 29, 2010)
<b>Milwaukee</b>	50, Kevin Porter Jr. (Apr. 29, 2021)	48, Kareem Abdul-Jabbar (Jan. 25, 1973)
<b>Minnesota</b>	49, James Harden (Nov. 16, 2019)	51, Corey Brewer (Apr. 11, 2014)
<b>New Orleans</b>	41, Clyde Drexler (Dec. 2, 1995) 41, Tracy McGrady (Mar. 8, 2008) 41, James Harden (Mar. 17, 2017) 41, James Harden (Dec. 29, 2018)	44, David West (Dec. 29, 2009)
<b>New York</b>	61, James Harden (Jan. 23, 2019)	45, Carmelo Anthony (Mar. 11, 2014)
<b>Oklahoma City</b>	50, Elvin Hayes (Nov. 20, 1970)	49, Russell Westbrook (Jan. 5, 2017)
<b>Orlando</b>	60, James Harden (Jan. 30, 2018)	39, Tracy McGrady (Feb. 16, 2002)
<b>Philadelphia</b>	51, James Harden (Jan. 27, 2017)	58, Allen Iverson (Jan. 15, 2002)
<b>Phoenix</b>	48, James Harden (Nov. 16, 2017)	47, Gail Goodrich (Mar. 9, 1969)
<b>Portland</b>	49, Moses Malone (Mar. 13, 1982)	51, Geoff Petrie (Jan. 20, 1973) 51, Geoff Petrie (Mar. 16, 1973)
<b>Sacramento</b>	51, James Harden (Apr. 1, 2015)	51, Nate Archibald (Nov. 27, 1972)
<b>San Antonio</b>	61, James Harden (Mar. 22, 2019)	46, George Gervin (Mar. 30, 1979)
<b>Toronto</b>	40, Yao Ming (Dec. 20, 2004) 40, James Harden (Mar. 6, 2016) 40, James Harden (Jan. 8, 2017) 40, James Harden (Mar. 9, 2018)	43, Vince Carter (Mar. 5, 2002)
<b>Utah</b>	56, James Harden (Nov. 5, 2017)	46, Adrian Dantley (Jan. 4, 1984)
<b>Washington</b>	59, James Harden (Oct. 30, 2019)	46, Bradley Beal (Oct. 30, 2019)

# Rockets Miscellaneous Records

## Season Records

**Best Winning Percentage:** .793; 65-17 (2017-18)

**Most Consecutive Home Wins:** 21 (Apr. 14, 1985 - Jan. 11, 1986)

**Most Consecutive Road Wins:** 12 (Jan. 4 - Mar. 12, 2008)

**Most Playoff Games Season:** 23 (1994, won 15)

**Worst Season:** 14-68 (1982-83)

**Most Consecutive Losses:** 20 (Feb. 6 - Mar. 21, 2021)

**Most Consecutive Home Losses:** 11 (Mar. 1 - Apr. 16, 1983; Feb. 6 - Mar. 21, 2021; Dec. 10, 2021 - Jan. 31, 2022)

**Most Consecutive Road Losses:** 16 (Jan. 18 - Mar. 19, 1968; San Diego)

**Best Home Record Season:** 36-5 (1985-86)

**Best Road Record Season:** 31-10 (2017-18)

**Best Months:** 14-0 (November 1993), 13-0 (February 2008), 12-0 (February 2018)

**Worst Home Record Season:** 8-33 (1967-68)

**Worst Road Record Season:** 5-36 (1982-83)

**Worst Months:** 0-11 (March 1968), 1-17 (February 1968)

## Overtime Games

**Most Overtime Games Season:** 10 (2001-2002)

**Fewest Overtime Games Season:** 0 (1972-73; 1987-88)

**Most Overtime Wins Season:** 5 (1979-80; 2001-2002; 2003-2004; 2014-15)

**Most Overtime Losses Season:** 6 (1973-74; 2010-2011; 2011-2012)

**Most Consecutive Overtime Games:** 3 (Nov. 17-20-24, 1976); (Nov. 26-29-Dec. 1, 1999)

## Attendance

**Largest Regular Season Home Attendance:** 747,412 (2014-2015)

**Most Regular Season Home Sellouts:** 41 (1987-88; 1995-96; 1996-97; 1997-98, 2018-19)

**Highest Regular Season Home Attendance Average:** 18,230 (2014-2015)

**Largest Single-Game Home Attendance:** 18,583 (Mar. 27, 2010 vs. L.A. Lakers at Toyota Center)

**Largest Home Attendance (including Playoffs):** 913,489 (2017-18)

**Most Consecutive Sellouts (including Playoffs):** 176 (Apr. 23, 1995 - May 15, 1999)

**Most Consecutive Regular Season Sellouts:** 149 (Apr. 23, 1995 - May 4, 1999)

## Best Comebacks

### Rockets/Game

25 (1:30 second quarter, 44-69) vs. San Antonio, Dec. 16, 2019 (Won 109-107)

23 (7:31 second quarter, 31-54) vs. Washington, March 21, 2022 (Won 115-97)

23 (1:01 second quarter, 33-56) vs. Portland, Jan. 22, 1977 (Won 110-107)

23 (5:08 second quarter, 26-49) at Atlanta, Mar. 8, 2001 (Won 104-98)

22 (2:45 second quarter, 12-34) at Dallas, Apr. 16, 1989 (down 18 with 1:54 in 3rd; Won 114-112 OT)

22 (4:36 first quarter, 7-29) vs. New York, Nov. 25, 2017 (Won 117-102)

### Rockets/Start of Fourth Quarter

15 (61-76) vs. Portland, Nov. 18, 2015 (Won 108-103, OT)

14 (79-93) at Sacramento, Nov. 12, 1987 (Won 116-114)

14 (84-98) at Portland, Dec. 9, 2017 (Won 124-117)

### Opponents/Game

26 (7:45 second quarter, 46-20) at Portland, Feb. 15, 1997 (Lost 109-105)

26 (10:50 third quarter, 64-38) at Boston, Dec. 28, 2017 (Lost 98-99)

26 (1:38 second quarter, 68-42) vs. Oklahoma City, 2/9/19 (Lost 112-117)

24 (6:02 third quarter, 79-55) vs. Minnesota, Feb. 17, 1992 (Lost 124-122 OT)

23 (10:56 second quarter, 36-13) at San Antonio, Apr. 18, 1999 (Lost 86-83)

21 (4:14 third quarter, 78-57) vs. Phoenix, Dec. 16, 1986 (Lost 106-102)

21 (11:20 second quarter, 36-15) vs. Phoenix, Mar. 15, 2004 (Lost 99-97 OT)

21 (1:19 second quarter, 51-30) at L.A. Lakers, Dec. 15, 2006 (Lost 112-101 2OT)

### Opponents/Start of Fourth Quarter

19 (98-79) at New York, Nov. 20, 1979 (Lost 125-130 OT)

17 (88-71) at Chicago, Feb. 28, 2009 (Lost 105-102)

16 (96-80) vs. New Orleans, Apr. 7, 1978 (Lost 114-117)

16 (97-81) at San Antonio, Dec. 3, 2019 (Lost 133-135 2OT)

16 (87-71) vs. Oklahoma City, Jan. 2020 (Lost 107-112)



# History of the Rockets

The Rockets franchise entered the NBA as the San Diego Rockets prior to the 1967-68 season, along with the Seattle SuperSonics, as the league expanded to 12 teams. The Rockets received their team name because it kept with San Diego's then-theme of a "city in motion," while reflecting the growth of space-age industries in San Diego. The 1967-68 Rockets compiled a league-worst 15-67 record, but were able to select University of Houston's Elvin Hayes with the first overall pick in the 1968 NBA Draft. As a rookie, Hayes scored an NBA-leading 28.4 points per game, helping the team to a 37-45 record and a playoff berth. The Rockets drafted Rudy Tomjanovich and Calvin Murphy in the 1970 NBA Draft, but were unable to produce a winning record in any of their four seasons in San Diego.



In June 1971, a group named Texas Sports Investments bought the Rockets franchise for \$5.6 million and moved the team to Houston. During their first year in Texas, the Rockets played home games in Houston, San Antonio and Waco. The 1974-75 Rockets produced the franchise's first season at .500 or better and first playoff series win.

On Oct. 24, 1976, the Rockets acquired Moses Malone from the Buffalo Braves in exchange for a pair of future first round picks. That season the Rockets finished with a 49-33 mark, won their first division title, and advanced to the Conference Finals with Tom Nissalke earning Coach of the Year honors.

Following a disappointing campaign in 1977-78, the Rockets won 47 games in 1978-79, with Malone, Murphy, and Tomjanovich all making the All-Star game. Malone averaged 24.8 points and an NBA-high 17.6 rebounds that season to earn the first of his two MVP's as a Rocket.

The 1980-81 Rockets qualified for the playoffs during the final weekend of the season and finished with a 40-42 mark. Despite a sub-.500 record, the Rockets advanced to their first-ever NBA Finals, losing in six games to Boston. It marked the first time a team from

Houston played for the championship in basketball, football, or baseball. Murphy set NBA records by hitting 78 consecutive free throws and finishing the season with a free throw percentage of .958.

Despite Malone winning his second MVP award in 1981-82, the Rockets lost in the First Round of the playoffs. That summer, Malone was traded to Philadelphia and the Rockets won a total of 43 games over the next two seasons; however, the Rockets obtained the first overall pick in both the 1983 and 1984 drafts and selected 7-foot-4 Ralph Sampson and 7-foot Akeem Olajuwon from the University of Houston.

Sampson was named Rookie of the Year in 1983-84, while Olajuwon finished second in balloting to Michael Jordan a year later. The 1984-85 Rockets compiled a 48-34 record during Sampson's and Olajuwon's first season together, but were eliminated in the first round of the playoffs. The following year, the Rockets rolled to a 51-31 record, won the Midwest Division, and upset the defending NBA Champion L.A. Lakers to advance to the NBA Finals, where the team fell to Boston for the second time in six years.

The Rockets were knocked out of the First Round of the playoffs in four straight seasons from 1987-88 through 1990-91. After a 26-26 start to the 1991-92 season, Tomjanovich was promoted from assistant coach to interim head coach and was named the permanent coach at the end of the season.

The Rockets flourished under Tomjanovich, winning 55 games in his first full season as coach in 1992-93. Olajuwon finished second in MVP voting that season but earned the first of four straight All-NBA First Team selections.

On July 30, 1993, Leslie Alexander purchased the Rockets and Houston proceeded to win its first 15 games of the 1993-94 season. The Rockets finished with 58 wins and claimed the division title, with Olajuwon earning MVP honors and his second straight Defensive Player of the Year award. After the Rockets lost the first two games of the Conference Semifinals at home to Phoenix, a local paper posted the headline "Choke City," but Houston rallied to win the series and advanced to the NBA Finals against New York. Following a grueling seven-game series, the Rockets were rewarded with the first-ever professional championship for a sports team from Houston. Olajuwon earned Finals MVP honors, becoming the first player to win that award while being named both regular season MVP and Defensive Player of the Year in the same season.

The Rockets displayed a bit of championship hangover in 1994-95, but the acquisition of future hall of famer Clyde Drexler via trade from Portland in February gave Houston new life. Despite being the sixth-seed in the Western Conference, the Rockets went onto sweep Orlando in the NBA Finals, becoming the lowest seed to win the title and the fifth franchise in league history to win back-to-back titles. Houston was also the first team to eliminate four teams in the playoffs that had won 50-plus regular season games.

During the 1995-96 season, Olajuwon became the NBA's all-time blocked shots leader and Tomjanovich became the franchise's all-time winningest coach. The Rockets added Charles Barkley in August of 1996 and advanced to the 1997 Western Conference Finals. Prior to the start of the lockout shortened 1998-99 season,

# History of the Rockets

Houston acquired Scottie Pippen from Chicago, but the Rockets were eliminated in the First Round and did not make the playoffs in any of the next four seasons from 1999-00 through 2002-03.

The Rockets won the 2002 NBA Draft Lottery, despite having the fifth-best odds to do so, and selected 7-foot-6 Yao Ming from China. Yao was voted a starter in the All-Star Game, the first of his eight All-Star selections. Following Yao's rookie season, Tomjanovich stepped down as head coach, having accumulated a franchise record 503 wins.

On June 11, 2003, Jeff Van Gundy became the 10th head coach in Rockets history. In Van Gundy's first season, the Rockets moved into their new home Toyota Center, set several defensive records and returned to the playoffs for the first time in five years. On June 29, 2004, Houston acquired Tracy McGrady, in a seven-player deal. In his inaugural season as a Rocket, McGrady helped the Rockets to their first 50-win season since 1996-97.

Toyota Center was the site of the 2006 NBA All-Star Game, marking the first time the Rockets hosted the event since 1989 at the Astrodome. Yao was the leading vote-getter for the All-Star Game, while McGrady scored a game-high 36 points.

Daryl Morey was named the Rockets Assistant General Manager on April 3, 2006 and spearheaded the acquisition of Shane Battier from the Memphis Grizzlies that summer. That move helped catapult the Rockets to 52 wins, despite Yao being limited to 48 games played due to injury. Morey officially assumed his role as General Manager at the conclusion of the season, following the retirement of Carroll Dawson, who was honored with a banner that hangs next to the retired jersey numbers in franchise history. One of Morey's first moves was to name Rick Adelman as the head coach.

In his first season with the Rockets in 2007-08, Houston posted a 55-27 mark, including a franchise-record 22 straight wins from Jan. 29 through March 16. Yao underwent season-ending surgery in early March, and the Rockets were eliminated in the First Round of the playoffs. On April 11, the Rockets honored Olajuwon by unveiling a bronze sculpture, which stands out front the main entrance of Toyota Center.

The following season, Houston won 53 games and pushed the eventual champion L.A. Lakers to Game 7 of the Western Conference Finals, despite being without McGrady for the entire postseason and Yao for the final four games of the series.

Yao missed all of 2009-10 due to foot surgery, but the Rockets still finished above .500 with a 42-40 mark. McGrady was traded to New York as part of a three-team trade in February. Aaron Brooks was named the NBA's Most Improved Player.

Injuries limited Yao to just five games played in 2010-11 and he announced his retirement on July 20, 2011. Kevin McHale became the 12th head coach in franchise history on June 1, 2011 and the Rockets posted a 34-32 mark in the lockout shortened 2011-12 campaign.

On Oct. 27, 2012, Houston made a blockbuster deal to acquire James Harden from Oklahoma City. The Rockets won 45 games and returned to the playoffs after a three-year absence. Harden was selected to his first All-Star Game, which was hosted by the Rockets.

In July of 2013, the Rockets acquired three-time NBA Defensive Player of the Year Dwight Howard via free agency. The tandem of Harden and Howard helped lead Houston to a 54-28 mark in 2013-14 along with another trip to the playoffs. Both players were named All-Stars with Harden also earning All-NBA First Team honors while Howard was selected to the Second Team.

The Rockets won 56 games in 2014-15 and advanced to the Western Conference Finals for the first time since 1996-97. Harden earned All-NBA First Team honors for the second straight season and was runner-up for the MVP award.

After posting a 41-41 mark in 2015-16, Houston bounced back in 2016-17, winning 55 games under Mike D'Antoni, who was named Coach of the Year in his first season with the Rockets. James Harden was a unanimous All-NBA First Team selection while free agent acquisition Eric Gordon was named Sixth Man of the Year.

On October 6, 2017, the NBA Board of Governors unanimously approved Tilman J. Fertitta as the new owner of the Rockets. Houston won a franchise record 65 games in 2017-18 and posted the best record in the NBA for the first time in team history. The Rockets advanced to the Western Conference Finals, pushing the eventual champion Golden State Warriors to Game 7. Harden was a unanimous All-NBA First Team selection and became the third player in franchise history to be named MVP. Daryl Morey became the second Rockets employee to win the NBA Executive of the Year award.

Houston lost 14 of its first 25 games in 2018-19 but rallied to go 42-15 over the final 57 games and advanced to the Conference Semifinals. James Harden became the first player in NBA history to have averaged at least 35.0 points and 7.0 assists in a single season and earned his third straight unanimous All-NBA First Team selection.

On July 16, 2019, the Rockets acquired eight-time All-Star and former MVP Russell Westbrook via trade with Oklahoma City. After play was suspended in March due to the COVID-19 pandemic, Houston was one of 22 teams invited to the NBA Restart in Orlando and advanced to the Conference Semifinals. James Harden earned First Team All-NBA honors while Westbrook was named Third Team.

A new era for the Rockets began on Nov. 5, 2020 with the introduction of General Manager Rafael Stone and head coach Stephen Silas. The Rockets battled injuries throughout the 2020-21 season and used an NBA record 30 different players. Undrafted rookie Jae'Sean Tate was named to the All-Rookie First Team.

The Rockets entered 2021-22 with five players 19 or younger, including four who were chosen within the first 24 picks of the 2021 NBA Draft. Jalen Green, who was the second overall pick, earned All-Rookie First Team honors.

# The 22-Game Winning Streak

January 29-March 16, 2008

PLAYER	FIELD GOALS				3-POINT FG				REBOUNDS				PF-DQ	STL	TO	BLK	PTS	AVG
	G-GS	MIN	FG-FGA	PCT	FG-FGA	PCT	FT-FTA	PCT	OFF	DEF	TOT	AST						
McGrady	21-21	808	178-407	.437	34-107	.318	74-106	.698	16	95	111	130	25-0	23	52	10	464	22.1
Yao	12-12	445	93-176	.528	0-0	—	72-86	.837	35	98	133	24	32-0	4	36	14	258	21.5
Alston	22-22	792	133-313	.425	57-144	.396	23-33	.697	10	84	94	145	44-0	33	44	9	346	15.7
Scola	22-22	581	107-195	.549	0-1	.000	42-63	.667	46	105	151	32	62-0	17	36	7	256	11.6
Battier	22-22	842	81-181	.448	45-113	.398	22-30	.733	34	88	122	54	43-0	13	17	28	229	10.4
Landry	17-0	329	66-108	.611	0-1	.000	36-55	.655	40	48	88	9	4-0	11	10	3	168	9.9
Head	16-1	288	48-102	.471	24-59	.407	18-24	.750	3	28	31	38	20-0	12	10	1	138	8.6
Wells	9-0	177	22-44	.500	1-3	.333	20-32	.625	7	41	48	21	19-0	8	10	4	65	7.2
Jackson	11-0	181	28-71	.394	8-29	.276	6-8	.750	4	27	31	26	17-0	4	14	2	70	6.4
Harris	4-0	53	10-24	.417	0-0	—	4-7	.571	10	11	21	1	4-0	2	0	0	24	6.0
Green	1-0	4	3-3	1.000	0-0	—	0-0	—	2	0	2	0	2-0	0	0	0	6	6.0
Novak	18-0	115	22-48	.458	12-31	.387	1-2	.500	2	13	15	3	9-0	1	1	2	57	3.2
Hayes	19-0	290	25-38	.658	0-0	—	4-4	1.000	19	70	89	22	47-1	13	15	8	54	2.8
Brooks	18-0	147	16-57	.281	7-28	.250	5-8	.625	5	13	18	21	19-0	2	10	1	44	2.4
Mutombo	11-10	195	10-21	.476	0-0	—	5-8	.625	18	48	66	0	15-0	2	3	23	25	2.3
Williams	1-0	6	1-3	.333	0-0	—	1-4	.250	1	0	1	0	3-0	0	1	0	3	3.0
James	4-0	19	2-7	.286	0-2	.000	0-0	—	1	3	4	1	3-0	0	2	0	4	1.0
Jones	4-0	9	2-4	.500	0-0	—	0-0	—	0	1	1	0	3-0	1	1	0	4	1.0
ROCKETS	22	5280	847-1802	.470	188-518	.363	333-470	.709	253	773	1026	527	407-1	146	282	112	2215	100.7
OPPONENTS	22	5280	739-1805	.409	133-353	.377	332-485	.685	242	643	885	408	412-1	165	266	97	1943	88.3

Date	Opponent	Result	Leading Scorer	Date	Opponent	Result	Leading Scorer
Jan. 29	Golden State	W, 111-107	Yao-36	Feb. 24	Chicago	W, 110-97	McGrady-24
Jan. 31	at Indiana	W, 106-103	Landry-22	Feb. 26	Washington	W, 94-69	Head-18
Feb. 2	at Milwaukee	W, 91-83	McGrady-33	Feb. 29	Memphis	W, 116-95	McGrady-25
Feb. 4	at Minnesota	W, 92-86	McGrady-26	Mar. 2	Denver	W, 103-89	McGrady-22
Feb. 7	Cleveland	W, 92-77	Yao-22	Mar. 5	Indiana	W, 117-99	McGrady-25
Feb. 9	Atlanta	W, 108-89	Yao-28	Mar. 6	at Dallas	W, 113-98	McGrady-31
Feb. 11	Portland	W, 95-83	Yao-25	Mar. 8	New Orleans	W, 106-96	McGrady-41
Feb. 13	Sacramento	W, 89-87	Yao-25	Mar. 10	New Jersey	W, 91-73	McGrady-19
Feb. 19	at Cleveland	W, 93-85	Alston-22	Mar. 12	at Atlanta	W, 83-75	McGrady-28
Feb. 21	Miami	W, 112-100	McGrady-23	Mar. 14	Charlotte	W, 89-80	McGrady-30
Feb. 22	at New Orleans	W, 100-80	McGrady-34	Mar. 16	L.A. Lakers	W, 104-92	Alston-31



# The 22-Game Winning Streak





# Rockets All-Time Record

(52 Seasons: 4 Seasons San Diego, 48 Seasons Houston)

## San Diego (1967-71)

Years	Coach	W-L	Pct.	Finish	Home	Road	Neut.	Playoffs
1967-68	Jack McMahon	15-67	.183	6th Western	8-33	3-25	4-9	—
1968-69	Jack McMahon	37-45	.451	4th Western	25-16	8-25	4-4	2-4
1969-70	Jack McMahon (9-17) Alex Hannum (18-38)	27-55	.329	7th Western	21-17	4-33	2-5	—
1970-71	Alex Hannum	40-42	.488	3rd Pacific	24-15	15-26	1-1	—

## Houston (1971-Present)

Years	Coach	W-L	Pct.	Finish	Home	Road	Neut.	Playoffs
1971-72	Tex Winter	34-48	.415	4th Pacific	15-20	14-23	5-5	—
1972-73	Tex Winter (17-30) John Egan (16-19)	33-49	.402	3rd Central	14-14	10-28	9-7	—
1973-74	John Egan	32-50	.390	3rd Central	18-23	13-25	1-2	—
1974-75	John Egan	41-41	.500	2nd Central	29-12	12-27	0-2	3-5
1975-76	John Egan	40-42	.488	3rd Central	28-13	12-29	0-0	—
1976-77	Tom Nissalke	49-33	.598	1st Central	34-7	15-25	0-1	6-6
1977-78	Tom Nissalke	28-54	.341	6th Central	21-20	7-34	0-0	—
1978-79	Tom Nissalke	47-35	.573	2nd Central	30-11	17-24	0-0	0-2
1979-80	Del Harris	41-41	.500	2nd Central	29-12	12-29	0-0	2-5
1980-81	Del Harris	40-42	.488	2nd Midwest	25-16	15-26	0-0	12-9
1981-82	Del Harris	46-36	.561	2nd Midwest	25-16	21-20	0-0	1-2
1982-83	Del Harris	14-68	.171	6th Midwest	9-32	5-36	0-0	—
1983-84	Bill Fitch	29-53	.354	6th Midwest	21-20	8-32	0-1	—
1984-85	Bill Fitch	48-34	.585	2nd Midwest	29-12	19-22	0-0	2-3
1985-86	Bill Fitch	51-31	.622	1st Midwest	36-5	15-26	0-0	13-7
1986-87	Bill Fitch	42-40	.512	3rd Midwest	25-16	17-24	0-0	5-5
1987-88	Bill Fitch	46-36	.561	4th Midwest	31-10	15-26	0-0	1-3
1988-89	Don Chaney	45-37	.549	2nd Midwest	31-10	14-27	0-0	1-3
1989-90	Don Chaney	41-41	.500	5th Midwest	31-10	10-31	0-0	1-3
1990-91	Don Chaney	52-30	.634	3rd Midwest	31-10	21-20	0-0	0-3
1991-92	Don Chaney (26-26) Rudy Tomjanovich (16-14)	42-40	.512	3rd Midwest	28-13	14-27	0-0	—
1992-93	Rudy Tomjanovich	55-27	.671	1st Midwest	31-9	24-16	0-2	6-6
1993-94	Rudy Tomjanovich	58-24	.707	1st Midwest	35-6	23-18	0-0	15-8
1994-95	Rudy Tomjanovich	47-35	.573	3rd Midwest	25-16	22-19	0-0	5-7
1995-96	Rudy Tomjanovich	48-34	.585	3rd Midwest	27-14	21-20	0-0	3-5
1996-97	Rudy Tomjanovich	57-25	.695	2nd Midwest	30-11	27-14	0-0	9-7
1997-98	Rudy Tomjanovich	41-41	.500	4th Midwest	24-17	16-24	1-0	2-3
1998-99	Rudy Tomjanovich	31-19	.620	3rd Midwest	19-6	12-13	0-0	1-3
1999-00	Rudy Tomjanovich	34-48	.415	6th Midwest	22-19	12-29	0-0	—
2000-01	Rudy Tomjanovich	45-37	.549	5th Midwest	24-17	21-20	0-0	—
2001-02	Rudy Tomjanovich	28-54	.341	5th Midwest	18-23	10-31	0-0	—
2002-03	Rudy Tomjanovich	43-39	.524	5th Midwest	28-13	15-26	0-0	—
2003-04	Jeff Van Gundy	45-37	.549	5th Midwest	27-14	18-23	0-0	1-4
2004-05	Jeff Van Gundy	51-31	.622	3rd Southwest	26-15	25-16	0-0	3-4
2005-06	Jeff Van Gundy	34-48	.415	5th Southwest	15-26	19-22	0-0	—
2006-07	Jeff Van Gundy	52-30	.634	3rd Southwest	28-13	24-17	0-0	3-4
2007-08	Rick Adelman	55-27	.671	3rd Southwest	31-10	24-17	0-0	2-4
2008-09	Rick Adelman	53-29	.646	2nd Southwest	33-8	20-21	0-0	7-6
2009-10	Rick Adelman	42-40	.512	3rd Southwest	23-18	19-22	0-0	—
2010-11	Rick Adelman	43-39	.524	5th Southwest	25-16	18-23	0-0	—
2011-12	Kevin McHale	34-32	.515	4th Southwest	22-11	12-21	0-0	—
2012-13	Kevin McHale	45-37	.549	3rd Southwest	29-12	16-25	0-0	2-4
2013-14	Kevin McHale	54-28	.659	2nd Southwest	33-8	21-20	0-0	2-4
2014-15	Kevin McHale	56-26	.683	1st Southwest	30-11	25-15	1-0	9-8
2015-16	Kevin McHale (4-7) J.B. Bickerstaff (37-34; Interim)	41-41	.500	4th Southwest	23-18	18-23	0-0	1-4
2016-17	Mike D'Antoni	55-27	.671	2nd Southwest	30-11	25-16	0-0	6-5
2017-18	Mike D'Antoni	65-17	.793	1st Southwest	34-7	31-10	0-0	11-6
2018-19	Mike D'Antoni	53-29	.646	1st Southwest	31-10	22-19	0-0	6-5
2019-20	Mike D'Antoni	44-28	.611	1st Southwest	24-12	20-16	0-0	5-7
2020-21	Stephen Silas	17-55	.236	5th Southwest	9-27	8-28	0-0	—
2021-22	Stephen Silas	20-62	.244	5th Southwest	11-30	9-32	0-0	—
<b>Totals</b>	<b>14 Coaches</b> <b>4442 Games</b>	<b>2306-2136</b>	<b>.519</b>	<b>8 Div. Titles</b>	<b>1385-811</b> <b>.631</b>	<b>901-1286</b> <b>.412</b>	<b>28-39</b> <b>.418</b>	<b>158-164</b> <b>.491</b>

# Rockets Home Attendance

(52 Seasons: 4 Seasons San Diego, 48 Seasons Houston)

## San Diego (1967-71)

Years (Venue)	Games	Totals	Average	Playoffs	Largest Crowd	Overall Total	Average
1967-68 (SD Sports Arena)	41	188,865	4,067	—	10,269	188,865	4,067
1968-69 (SD Sports Arena)	41	248,217	6,054	3-31,755	14,280	279,972	6,363
1969-70 (SD Sports Arena)	38	232,684	6,128	—	13,643	232,684	6,128
1970-71 (SD Sports Arena)	39	264,206	6,774	—	11,639	264,206	6,774

## Houston (1971-Present)


Years (Venue)	Games	Totals	Average	Playoffs	Largest Crowd	Overall Total	Average
1971-72 (Hofheinz)	41	203,599	4,966	—	10,218	203,599	4,966
1972-73 (Hofheinz)	41	189,773	4,629	—	10,146	189,773	4,629
1973-74 (Hofheinz)	41	158,059	3,855	—	8,253	158,059	3,855
1974-75 (Hofheinz)	41	187,457	4,572	4-40,872	10,518	228,329	5,074
1975-76 (The Summit)	41	261,418	6,376	—	12,586	261,418	6,376
1976-77 (The Summit)	41	347,920	8,486	6-93,838	16,012	441,758	9,399
1977-78 (The Summit)	41	384,905	9,388	—	15,556	384,905	9,388
1978-79 (The Summit)	41	434,400	10,595	1-14,405	15,676	448,805	10,686
1979-80 (The Summit)	41	413,572	10,087	4-57,479	15,676	471,051	10,468
1980-81 (The Summit)	41	385,354	9,399	9-145,089	16,121	530,443	10,609
1981-82 (The Summit)	41	480,128	11,710	1-16,121	16,121	496,249	11,815
1982-83 (The Summit)	41	307,131	7,491	—	15,816	307,131	7,491
1983-84 (The Summit)	41	435,852	10,631	—	16,016	435,852	10,631
1984-85 (The Summit)	41	569,018	13,878	3-43,340	16,016	612,358	13,917
1985-86 (The Summit)	41	604,644	14,747	10-158,677	16,016	763,321	14,967
1986-87 (The Summit)	41	660,175	16,102	5-81,395	16,279	741,570	16,121
1987-88 (The Summit)	41	681,051	16,611	2-33,222	16,611	714,273	16,611
1988-89 (The Summit)	41	680,728	16,603	2-33,222	16,611	713,950	16,604
1989-90 (The Summit)	41	649,697	15,846	2-33,222	16,611	682,919	15,882
1990-91 (The Summit)	41	613,230	14,957	1-16,611	16,611	629,841	15,882
1991-92 (The Summit)	41	592,790	14,458	—	16,611	592,790	14,458
1992-93 (The Summit)	41	554,210	13,517	6-99,666	16,611	653,876	13,912
1993-94 (The Summit)	41	615,224	15,005	13-213,520	16,611	828,744	15,347
1994-95 (The Summit)	41	653,389	15,936	10-166,110	16,611	819,499	16,069
1995-96 (The Summit)	41	667,685	16,285	4-65,140	16,285	732,825	16,285
1996-97 (The Summit)	41	667,685	16,285	9-146,565	16,285	814,250	16,285
1997-98 (Compaq Center*)	41	667,685	16,285	2-32,570	16,285	700,255	16,285
1998-99 (Compaq Center*)	25	407,125	16,285	2-32,570	16,285	439,695	16,285
1999-00 (Compaq Center*)	41	624,594	15,234	—	16,285	624,594	15,234
2000-01 (Compaq Center*)	41	518,555	12,648	—	16,285	518,555	12,648
2001-02 (Compaq Center*)	41	481,227	11,737	—	16,285	481,227	11,737
2002-03 (Compaq Center*)	41	565,166	13,785	—	16,285	565,166	13,785
2003-04 (Toyota Center)	41	640,794	15,629	2-36,445	18,332	677,239	15,750
2004-05 (Toyota Center)	41	663,444	16,182	3-54,625	18,292	718,069	16,320
2005-06 (Toyota Center)	41	636,110	15,515	—	18,291	636,110	15,515
2006-07 (Toyota Center)	41	678,362	16,545	4-73,022	18,392	751,384	16,697
2007-08 (Toyota Center)	41	718,524	17,525	3-54,640	18,525	773,164	15,572
2008-09 (Toyota Center)	41	717,669	17,504	6-110,327	18,557	827,996	17,617
2009-10 (Toyota Center)	41	677,658	16,528	—	18,583	677,658	16,528
2010-11 (Toyota Center)	41	663,839	16,191	—	18,412	663,839	16,191
2011-12 (Toyota Center)	33	506,994	15,363	—	18,391	506,994	15,363
2012-13 (Toyota Center)	41	683,564	16,672	3-54,601	18,460	738,165	16,776
2013-14 (Toyota Center)	41	743,082	18,124	3-54,801	18,124	797,883	18,134
2014-15 (Toyota Center)	41	747,412	18,230	9-164,372	18,456	911,784	18,236
2015-16 (Toyota Center)	41	737,244	17,982	2-36,400	18,462	773,644	17,992
2016-17 (Toyota Center)	41	695,903	16,973	6-108,462	18,187	804,365	17,114
2017-18 (Toyota Center)	41	732,724	17,871	10-180,767	18,476	913,489	17,912
2018-19 (Toyota Center)	41	740,392	18,058	6-108,444	18,122	848,836	18,060
2019-20 (Toyota Center)	32	578,458	18,077	—	18,502	578,458	18,077
2020-21 (Toyota Center)	36	117,009	3,250	—	3,803	117,009	3,250
2021-22 (Toyota Center)	41	638,977	15,585	—	18,104	638,977	15,585

\*The Summit changed its name to Compaq Center following the 1996-97 season.

# Clyde Drexler

**Born:** June 22, 1962  
**Hometown:** New Orleans, Louisiana  
**High School:** Sterling (Houston)  
**College:** Houston '83

## #22



- Drafted by Portland, 1st Round, 14th overall pick in 1983 NBA Draft
- 10-Time NBA All-Star (1986, 1988-94, 1996-97)
- All-NBA First Team (1992), Second Team (1988, 1991), Third Team (1990, 1995)
- Member of the 1995 NBA Champion Houston Rockets
- Member of the gold-medal-winning 1992 United States Olympic Team
- Inducted into Basketball Hall of Fame in 2004
- Selected to the NBA's 50th and 75th Anniversary All-Time Team
- Retired as a player after the 1997-98 season; Number (22) was retired on Feb. 3, 2000

Houston's native son, Clyde Drexler, originally gained fame with Hakeem Olajuwon on "Phi Slama Jama" at the University of Houston. Over a decade later, "The Glide" returned to his hometown to team up with "The Dream" to deliver the Rockets second consecutive NBA Championship.

On Feb. 14, 1995, Drexler was traded to Houston with Tracy Murray for Otis Thorpe and the rights to Marcelo Nicola on Feb. 14, 1995. In 35 regular season games with Houston during the 1994-95 season, Drexler averaged 21.4 points on .506 shooting with 7.0 rebounds. Drexler's value soared higher for the Rockets in the 1995 NBA Playoffs, when he served as the Rockets second-leading scorer during their second consecutive championship run. Drexler averaged 20.5 points, 7.0 rebounds and 5.0 assists in 22 playoff games for Houston, as the Rockets became the first-ever sixth seed to win an NBA title. In Houston's 1995 NBA Finals sweep of Shaquille O'Neal and the Orlando Magic, Drexler posted averages of 21.5 points, 9.5 rebounds and 6.8 assists.

Following the Rockets championship run of 1995, Drexler signed a contract extension to play with Houston for three more seasons. He became the 24<sup>th</sup> player in NBA history to register 20,000 career points on Nov. 24, 1996, at the L.A. Lakers. That same season he earned selection to the NBA's 50<sup>th</sup> Anniversary All-Time Team during the 1997 NBA All-Star Weekend. On Feb. 16, 1998, Drexler joined John Havlicek and Oscar Robertson as the only players in NBA history to collect 20,000 points, 6,000 rebounds and 6,000 assists in a career. In his final season with the Rockets, Drexler teamed with Houston Comets guard Cynthia Cooper to win the first-ever All-Star 2ball competition during the 1998 All-Star Weekend.

In 219 games with the Rockets, Drexler averaged 19.0 points, 6.1 rebounds, 5.4 assists and 1.88 steals. In Rockets history, his scoring average ranks tied for ninth all-time, his 363 3-pointers rank 11<sup>th</sup> and his 1,072 3-pointers attempted rank 10<sup>th</sup>. Drexler will best be remembered for his playoff performances with the Rockets, as he averaged 18.6 points, 6.5 rebounds and 4.9 assists in 51 playoff games with Houston. In Rockets playoff history, he stands tied for second in 3-pointers attempted, third in 3-pointers made, third in free throws made and attempted, sixth in scoring average, fourth in steals, fourth in assists, fourth in points, fifth in field

goals made and attempted, seventh in rebounds, and ninth in blocks. Drexler teamed with Olajuwon to become the third teammate duo in NBA playoff history to each reach 40 points in the same game when he scored 41 points in Game Four of the 1995 Western Conference First Round vs. Utah.

After leading the Rockets in scoring during the 1997-98 season, Drexler retired from the NBA with career averages of 20.4 points, 6.1 rebounds, 5.6 assists and 2.03 steals in 15 seasons with Portland and Houston. He ranks 28<sup>th</sup> in NBA history with 22,195 career points and seventh with 2,207 career steals. Before being traded to Houston, Drexler played for 11-and-a-half seasons in Portland, leaving as the Blazers all-time leader in games played, minutes played, scoring, field goals made and attempted, free throws made and attempted, total rebounds, offensive rebounds and steals. He was named to the All-NBA First Team in 1992 and played on the gold-medal-winning "Dream Team" in the Olympics following that season. He received both All-NBA Second-Team (1988, 1991) and Third-Team (1990, 1995) honors twice. He was also named to the Rockets 1990s All-Decade Team. The 10-time NBA All-Star collected 25 career triple-doubles, with his last seven coming with the Rockets. Drexler participated in the playoffs in every year he played, placing him among the all-time NBA leaders in postseasons played. He reached the NBA Finals three times, as his Blazers lost to Detroit in 1990 and Chicago in 1992 before he won with the Rockets. His NBA Finals scoring average of 24.5 points per game ranks 11<sup>th</sup> in NBA history. He ranks 24<sup>th</sup> among all-time NBA career playoff scorers with 2,963 points.

Prior to entering the NBA, Drexler averaged 14.4 points and 9.9 rebounds per game in three seasons at the University of Houston. He teamed with Olajuwon and Larry Micheaux to form the "Phi Slama Jama" frontcourt that led the Cougars to the NCAA Final Four in 1982 and 1983. Drexler finished as Houston's all-time leader in steals with 268 career thefts. He had his #22 retired by the University of Houston along with Olajuwon's #34 in February 1997. Following his NBA career, Drexler served as the head coach at the University of Houston, as an assistant coach for the Denver Nuggets and as a broadcaster for the Rockets.

# Rockets Retired Numbers

## Drexler's Career Statistics

### UNIVERSITY OF HOUSTON STATISTICS

YEAR	G	FG-FGA	PCT	FT-FTA	PCT	REB	AVG	PTS	AVG
1980-81	30	153-303	.505	50-85	.588	314	10.5	356	11.9
1981-82	32	206-362	.569	73-120	.608	336	10.5	485	15.2
1982-83	34	236-440	.536	70-95	.737	298	8.8	542	15.9
TOTALS	96	595-1105	.538	193-300	.643	948	9.9	1383	14.4

### NBA REGULAR SEASON STATISTICS

YEAR	G-S	MIN	FGM-A	PCT	3FGM-A	PCT	FTM-A	PCT	REBOUNDS OFF-DEF-TOT	REB AVG	AST	PF-D	ST	TO	BLK	TP	AVG
1983-84 (POR)	82-3	1408	252-559	.451	1-4	.250	123-169	.728	112-123-235	2.9	153	209-2	107	123	29	628	7.7
1984-85 (POR)	80-43	2555	573-1161	.494	8-37	.216	223-294	.759	217-259-476	6.0	441	265-3	177	223	68	1377	17.2
1985-86 (POR)	75-58	2576	542-1142	.475	12-60	.200	293-381	.769	171-250-421	5.6	600	270-8	197	282	46	1389	18.5
1986-87 (POR)	82-82	3114	707-1408	.502	11-47	.234	357-470	.760	227-291-518	6.3	566	281-7	204	253	71	1782	21.7
1987-88 (POR)	81-80	3060	849-1679	.506	11-52	.212	476-587	.811	261-272-533	6.6	467	250-2	203	236	52	2185	27.0
1988-89 (POR)	78-78	3064	829-1672	.496	27-104	.260	438-548	.799	289-326-615	7.9	450	269-2	213	250	54	2123	27.2
1989-90 (POR)	73-73	2683	670-1357	.494	30-106	.283	333-430	.774	208-299-507	6.9	432	222-1	145	191	51	1703	23.3
1990-91 (POR)	82-82	2852	645-1338	.482	61-191	.319	416-524	.794	212-334-546	6.7	493	226-2	144	232	60	1767	21.5
1991-92 (POR)	76-76	2751	694-1476	.470	114-338	.337	401-505	.794	166-334-500	6.6	512	229-2	138	240	70	1903	25.0
1992-93 (POR)	49-49	1671	350-816	.429	31-133	.233	245-292	.839	126-183-309	6.3	278	159-1	95	115	37	976	19.9
1993-94 (POR)	68-68	2334	473-1105	.428	71-219	.324	286-368	.777	154-291-445	6.5	333	202-2	98	167	34	1303	19.2
1994-95 (POR)	41-41	1428	305-712	.428	87-240	.363	207-248	.835	84-150-234	5.7	208	117-0	74	97	22	904	22.0
1994-95 (HOU)	35-34	1300	266-526	.506	60-168	.357	157-194	.809	68-178-246	7.0	154	89-1	62	89	23	749	21.4
1995-96 (HOU)	52-51	1997	331-764	.433	78-235	.332	265-338	.784	97-276-373	7.2	302	153-0	105	134	24	1005	19.3
1996-97 (HOU)	62-62	2271	397-899	.442	119-335	.355	201-268	.750	118-255-373	6.0	354	151-0	119	156	36	1114	18.0
1997-98 (HOU)	70-70	2473	452-1059	.427	106-334	.317	277-346	.801	105-241-346	4.9	382	193-0	126	189	42	1287	18.4
ROCKETS	219-217	8041	1446-3248	.445	363-1072	.339	900-1146	.785	388-950-1338	6.1	1192	586-1	412	568	125	4155	19.0
TOTALS	1086-950	37537	8335-17673	.472	827-2603	.318	4698-5962	.788	2615-4062-6677	6.1	6125	3285-33	2207	2977	719	22195	20.4


### NBA PLAYOFF STATISTICS

YEAR	G	MIN	FGM-A	PCT	3FGM-A	PCT	FTM-A	PCT	REBOUNDS OFF-DEF-TOT	REB AVG	AST	PF-D	ST	TO	BLK	TP	AVG
1983-84 (POR)	5-0	85	15-35	.429	0-1	.000	6-7	.857	7-10-17	3.4	8	11-0	5	7	1	36	7.2
1984-85 (POR)	9-9	339	55-134	.410	2-7	.286	38-45	.844	27-28-55	6.1	83	37-0	23	29	9	150	16.7
1985-86 (POR)	4-4	145	26-57	.456	2-5	.400	18-23	.783	9-16-25	6.3	26	19-1	6	19	3	72	18.0
1986-87 (POR)	4-4	153	36-79	.456	1-4	.250	23-29	.793	16-14-30	7.5	15	16-1	7	6	3	96	24.0
1987-88 (POR)	4-4	170	32-83	.386	3-6	.500	21-29	.724	12-16-28	7.0	21	14-0	12	12	2	88	22.0
1988-89 (POR)	3-3	128	35-71	.493	0-2	.000	13-17	.765	13-7-20	6.7	25	11-0	6	12	2	83	27.7
1989-90 (POR)	21-21	853	172-390	.441	9-41	.220	96-124	.774	63-88-151	7.2	150	72-2	53	67	18	449	21.4
1990-91 (POR)	16-16	633	128-269	.476	15-56	.268	76-98	.776	40-89-129	8.1	129	56-0	34	61	16	347	21.7
1991-92 (POR)	21-21	847	198-425	.466	19-81	.235	138-171	.807	60-95-155	7.4	147	77-2	31	58	20	553	26.3
1992-93 (POR)	3-3	116	18-43	.419	5-12	.417	16-20	.800	8-11-19	6.3	14	9-0	5	3	3	57	19.0
1993-94 (POR)	4-4	157	31-73	.425	3-13	.231	19-23	.826	10-31-41	10.3	22	7-0	8	9	2	84	21.0
1994-95 (HOU)	22-22	849	155-322	.481	30-99	.303	110-140	.786	45-109-154	7.0	111	68-1	33	45	15	450	20.5
1995-96 (HOU)	8-8	292	49-118	.415	9-34	.265	26-34	.765	15-47-62	7.8	40	22-0	21	20	4	133	16.6
1996-97 (HOU)	16-16	623	105-241	.436	38-102	.373	42-54	.778	25-64-89	5.6	77	52-0	26	36	7	290	18.1
1997-98 (HOU)	5-5	182	21-68	.309	5-26	.192	28-37	.757	9-18-27	5.4	23	15-0	8	13	3	75	15.0
ROCKETS	51-51	1946	330-749	.441	82-261	.314	206-265	.777	94-238-332	6.5	251	157-1	88	114	29	948	18.6
TOTALS	145-140	5572	1076-2408	.447	141-489	.288	670-851	.787	359-643-1002	6.9	891	486-7	278	397	108	2963	20.4

# Elvin Hayes

**Born:** November 17, 1945  
**Hometown:** Rayville, Louisiana  
**High School:** Eula D. Britton (Louisiana)  
**College:** Houston '68

## #44



- Drafted by San Diego, 1st Round, 1st overall pick in 1968 NBA Draft
- 12-Time NBA All-Star (1969-1980)
- All-NBA First Team (1975, 1977, 1979), Second Team (1973, 1974, 1976)
- Member of the 1978 NBA Champion Washington Bullets
- Inducted into Basketball Hall of Fame in 1990
- Selected to the NBA's 50th and 75th Anniversary All-Time Team
- Retired as a player after the 1983-84 season; Number (44) will be retired on Nov. 18, 2022

Regarded as the City of Houston's original basketball superstar, Elvin Hayes translated his dominance on the collegiate level immediately into the professional ranks and helped pave the way for the San Diego Rockets transition to Houston.

A Louisiana native, Hayes joined Don Chaney in 1965 as the first Black players on the University of Houston's men's basketball roster. Hayes dominated during his three seasons with the Cougars, averaging 31.0 points and 17.2 rebounds. He led Houston to the Final Four in each of his final two seasons while earning consensus first-team All-American honors in addition to being named the Associated Press Player of the Year as a senior.

During his senior season in 1968, Hayes had 39 points and 15 rebounds in a 71-69 upset win against Lew Alcindor (later Kareem Abdul-Jabbar) and UCLA, snapping the Bruins 47-game winning streak. The rare nationally televised regular season game was played in front of over 52,000 fans at the Houston Astrodome and became known as the "Game of the Century." The success of the broadcast is praised for legitimizing the sports' potential on television and laying the groundwork for the future success of the NCAA Tournament and the evolution of March Madness.

Following his career with the Cougars, Hayes was selected with the first overall pick by the Rockets in the 1968 NBA Draft. The team had recently completed its inaugural season as a franchise in San Diego.

Hayes averaged a league-high 28.4 points in his first season and is still the last rookie to have led the NBA in scoring. The Rockets moved to Houston after his third season, with Hayes' presence in the city credited as an influential factor in the switch.

Unfortunately, the Rockets missed the playoffs for a third straight season and Hayes was traded to the Baltimore Bullets in June of 1972. In his first four seasons as a Rocket, Hayes averaged 27.4 points and 16.3 rebounds.

With the Bullets, Hayes teamed with future Hall of Famer Wes Unseld to form one of the more formidable frontcourts in NBA history. The duo helped the Washington franchise reach three Finals, including its first and only championship in 1978.

After nine seasons with the Bullets, Hayes was reacquired by Houston in June of 1981 and spent his final three seasons as a Rocket. He retired as a 38-year-old, but not before logging 88 minutes over the final two games of the 1983-84 season to give him exactly 50,000 minutes played for his career.

At the time of his retirement, Hayes was the NBA's all-time leader in minutes played and games played (1,303). He never played fewer than 80 games in a single season, missing a total of nine games across 16 seasons.

Hayes also finished his career ranked third in NBA history in both scoring (27,313 points) and rebounding (16,279) and still ranks 11th and fourth, respectively.

For his career, Hayes averaged 21.0 points and 12.5 rebounds. He joins Elgin Baylor, Wilt Chamberlain, and Bob Pettit as the only players in NBA history with career averages of 21.0 points and 12.0 rebounds.

Hayes was a 12-time All-Star and was named All-NBA First Team three times, All-NBA Second Team three times, and All-Defensive Team Second Team twice.

"The Big E" was named one of the 50 Greatest Players in NBA history in 1996 and to the NBA's 75th Anniversary Team in 2021. He was enshrined into the Naismith Basketball Hall of Fame in 1990 and the National Collegiate Basketball Hall of Fame's founding class in 2006.

Hayes also had his number retired by Washington, putting him on a short list of NBA players who have their number retired by multiple teams. In addition, his No. 44 hangs in the rafters of the University of Houston's Fertitta Center.

# Rockets Retired Numbers

## Hayes' Career Statistics

### UNIVERSITY OF HOUSTON STATISTICS

YEAR	G	FG-FGA	PCT	FT-FTA	PCT	REB	AVG	PTS	AVG
1965-66	29	323-570	.567	143-257	.556	490	16.9	789	27.2
1966-67	31	373-750	.497	135-227	.595	488	15.7	881	28.4
1967-68	33	519-945	.549	176-285	.618	624	18.9	1214	36.8
TOTALS	93	1215-2265	.536	454-769	.590	1602	17.2	2884	31.0

### NBA REGULAR SEASON STATISTICS

YEAR	G-S	MIN	FGM-A	PCT	3FGM-A	PCT	FTM-A	PCT	REBOUNDS		PF-D	ST	TO	BLK	TP	AVG	
									OFF-DEF-TOT	REB							
1968-69 (SD)	82	3695	930-2082	.447	-	-	467-746	.626	1406	17.1	113	266-2	-	-	-	2327	28.4
1969-70 (SD)	82	3665	914-2020	.452	-	-	428-622	.688	1386	16.9	162	270-6	-	-	-	2256	27.5
1970-71 (SD)	82	3633	948-2215	.428	-	-	454-676	.672	1362	16.6	186	225-1	-	-	-	2350	28.7
1971-72 (HOU)	82	3461	832-1918	.434	-	-	399-615	.649	1197	14.6	270	233-1	-	-	-	2063	25.2
1972-73 (BAL)	81	3347	713-1607	.444	-	-	291-434	.671	1177	14.5	127	232-3	-	-	-	1717	21.2
1973-74 (CAP)	81	3602	689-1627	.423	-	-	357-495	.721	354-1109-1463	18.1	163	252-1	86	-	240	1735	21.4
1974-75 (WAS)	82	3465	739-1668	.443	-	-	409-534	.766	221-783-1004	12.2	206	238-0	158	-	187	1887	23.0
1975-76 (WAS)	80	2975	649-1381	.470	-	-	287-457	.628	210-668-878	11.0	121	293-5	104	-	202	1585	19.8
1976-77 (WAS)	82	3364	760-1516	.501	-	-	422-614	.687	289-740-1029	12.5	158	312-1	87	-	220	1942	23.7
1977-78 (WAS)	81	3246	636-1409	.451	-	-	326-514	.634	335-740-1075	13.3	149	313-7	96	229	159	1598	19.7
1978-79 (WAS)	82	3105	720-1477	.487	-	-	349-534	.654	312-682-994	12.1	143	308-5	75	235	190	1789	21.8
1979-80 (WAS)	81	3183	761-1677	.454	3-13	.231	334-478	.699	269-627-896	11.1	129	309-9	62	215	189	1859	23.0
1980-81 (WAS)	81	2931	584-1296	.451	0-10	.000	271-439	.617	235-554-789	9.7	98	300-6	68	189	171	1439	17.8
1981-82 (HOU)	82-82	3032	519-1100	.472	0-5	.000	280-422	.664	267-480-747	9.1	144	287-4	62	208	104	1318	16.1
1982-83 (HOU)	81-43	2302	424-890	.476	2-4	.500	196-287	.683	199-417-616	7.6	158	232-2	50	200	81	1046	12.9
1983-84 (HOU)	81-4	994	158-389	.406	0-2	.000	86-132	.652	87-173-260	3.2	71	123-1	16	82	28	402	5.0
ROCKETS	572-129	20782	4725-10614	.445	2-11	.182	2310-3500	.660	553-107-6974	12.2	1104	1636-16	128	490	213	11762	20.6
TOTALS	1303-129	50000	10976-24272	.452	5-34	.147	5356-7999	.670	2778-6973-16279	12.5	2398	193-54	864	1358	1771	27313	21.0

### NBA PLAYOFF STATISTICS

YEAR	G	MIN	FGM-A	PCT	3FGM-A	PCT	FTM-A	PCT	REBOUNDS		PF-D	ST	TO	BLK	TP	AVG	
									OFF-DEF-TOT	REB							
1968-69 (SD)	6	278	60-114	.526	-	-	35-53	.660	83	13.8	21-0	5	-	-	-	155	25.8
1972-73 (BAL)	5	228	53-105	.505	-	-	23-33	.697	57	11.4	16-0	5	-	-	-	129	25.8
1973-74 (CAP)	7	323	76-143	.531	-	-	29-41	.707	31-80-111	15.9	23-0	21	5	15	-	181	25.9
1974-75 (WAS)	17	751	174-372	.468	-	-	86-127	.677	46-140-186	10.9	70-3	37	26	39	-	434	25.5
1975-76 (WAS)	7	305	54-122	.443	-	-	32-55	.582	16-72-88	12.6	24-0	10	5	28	-	140	20.0
1976-77 (WAS)	9	405	74-173	.428	-	-	41-59	.695	29-93-122	13.6	39-0	17	10	22	-	189	21.0
1977-78 (WAS)	21	868	189-385	.491	-	-	79-133	.594	103-176-279	13.3	86-2	43	32	52	58	457	21.8
1978-79 (WAS)	19	786	170-396	.429	-	-	87-130	.669	94-172-266	14.0	79-3	38	17	52	56	427	22.5
1979-80 (WAS)	2	92	16-41	.390	-	-	8-10	.800	10-12-22	11.0	8-0	6	0	4	4	40	20.0
1981-82 (HOU)	3	124	17-50	.340	-	-	8-15	.533	7-23-30	10.0	12-0	3	2	10	6	42	14.0
ROCKETS	9	402	77-164	.470	-	-	43-68	.632	113	12.6	8	33-0	2	6	10	197	21.9
TOTALS	96	4160	883-1901	.464	-	-	428-656	.652	336-768-1244	13.0	378-8	185	97	222	124	2194	22.9


# Moses Malone

March 23, 1955 - September 13, 2015

**Hometown:** Petersburg, Virginia

**High School:** Petersburg

## #24



- Drafted by Portland in the 1976 ABA Dispersal Draft
- NBA MVP (1979, 1982, 1983)
- All-NBA First Team (1979, 1982-83, 1985), Second Team (1980-81, 1984, 1987)
- NBA All-Defensive First Team (1983), Second Team (1979)
- 12-Time NBA All-Star (1978-89)
- Holds NBA career record for most offensive rebounds
- Selected to the NBA's 50th and 75th Anniversary All-Time Team
- Inducted into Basketball Hall of Fame in 2001
- Retired as a player prior to the 1995-96 season; Number (24) was retired on April 19, 1998

The fifth-leading rebounder and eighth-leading scorer in NBA history, Moses Malone is a legend that not only made a big impact on the game of basketball, but left a lasting impression with the City of Houston. A two-time NBAMVP in Houston, Malone averaged 24.0 points and a franchise-record 15.0 rebounds in six seasons with the Rockets. Malone also set the franchise single-season record for points in 1982 and rebounds in 1979. Malone was honored for his accomplishments in 2001 with his induction into the Naismith Basketball Hall of Fame.

"When you look back over the 25 years that I played, the game did me good," Malone said following his selection to the Hall of Fame. "The opportunity to be an All-Star for so many years, to be one of the 50 greatest players and then to get the call to be in the Hall of Fame."

After being named Parade High School Player of the Year in Petersburg, Virginia, Malone bypassed college and went directly into the American Basketball Association (ABA), playing with the Utah Stars and the St. Louis Spirits from 1974-76. Malone found himself on the Buffalo Braves roster when the ABA merged with the NBA in 1976. However, Malone only played two games with the Braves before he was sent to the Rockets on Oct. 24, 1976, in exchange for two first-round draft picks. During his first NBA season, Malone averaged 13.2 points and 13.1 rebounds, leading the league in offensive rebounds.

During the 1978-79 season, Malone won his first of three NBA MVP awards by averaging 24.8 points and a league-best 17.6 rebounds per game. The 1978-79 season also marked the first of four consecutive years in which Malone led Houston in points, rebounds and blocked shots.

Malone and his Rockets teammates made history together during the 1980-81 season as the second team ever to win a conference championship and reach the NBA Finals with a losing record. Despite Malone averaging 27.8 points and 14.8 rebounds per game in the 1980-81 season, most people didn't expect the Rockets to get past the first round with a 40-42 regular season record. However, the Rockets upset the reigning NBA Champion Lakers in the first round. Despite the Rockets inspired play in the playoffs, they fell to Larry Bird and the Celtics in the 1981 NBA Finals.

Malone averaged 31.1 points and a league-leading 14.7 rebounds en route to his second MVP award in the 1981-82 season. During that season, he set Rockets records with 13 consecutive 30-point games and three consecutive 40-point games.

On Sept. 15, 1982, Malone was traded to the Philadelphia 76ers in exchange for Caldwell Jones and their 1983 first-round draft pick. Malone claimed MVP honors for the regular season and the NBA Finals in his first season with the 76ers, teaming with Julius Erving to win the NBA title for Philadelphia.

After leaving Houston, Malone played 13 more seasons, including stints with Philadelphia, Washington, Atlanta, Milwaukee and San Antonio. He retired in 1995 with 29,580 points and 17,834 rebounds in 1,455 ABA and NBA games, ranking seventh all-time in major league points and third all-time in rebounds.

A 12-time NBA All-Star, Malone led the NBA in rebounding six times and averaged more than 20 points per game for 11 consecutive seasons. A three-time NBA MVP, Malone was named to the All-NBA First Team four times and the All-NBA Second Team four times. He was named NBA All-Defensive First Team once and All-Defensive Second Team once. Malone earned selection to the NBA's 50<sup>th</sup> Anniversary All-Time Team during the 1997 NBA All-Star Weekend. He was also named to the Rockets 1970s All-Decade Team in 2012. During his 19-year NBA career, Malone scored 27,409 points and grabbed 16,212 rebounds. In 1,329 regular season games, he averaged 20.6 points and 12.2 rebounds. In 94 playoff games, he averaged 22.1 points and 13.8 boards.

Malone holds a number of NBA records, including the career record for most offensive rebounds (6,731); single-season record for most offensive rebounds (587); single-game record for most offensive rebounds (21). He also ranks second all-time for most free throws made (8,531); fourth most free throws attempted (11,090); sixth most defensive rebounds (9,481); 10<sup>th</sup> most games played (1,329); and 13<sup>th</sup> most minutes played (45,071). He also holds the single-game record for most offensive rebounds in the playoffs (15).

# Rockets Retired Numbers

## Malone's Career Statistics

ABA REGULAR SEASON STATISTICS								REBOUNDS								REB	
YEAR	G-S	MIN	FGM-A	PCT	3FGM-A	PCT	FTM-A	PCT	OFF-DEF-TOT	AVG	AST	PF-D	ST	TO	BLK	TP	AVG
1974-75 (UTA)	83	3205	591-1034	.572	0-1	.000	375-591	.635	1209	14.6	82	-	-	-	-	1557	18.8
1975-76 (STL)	43	1168	251-488	.514	0-2	.000	112-183	.612	413	9.6	58	-	-	-	-	614	14.3
TOTALS	126	4373	842-1522	.553	0-3	.000	487-774	.629	1622	12.9	140	-	-	-	-	2171	17.2

NBA REGULAR SEASON STATISTICS								REBOUNDS								REB	
YEAR	G-S	MIN	FGM-A	PCT	3FGM-A	PCT	FTM-A	PCT	OFF-DEF-TOT	AVG	AST	PF-D	ST	TO	BLK	TP	AVG
1976-77 (BUF-HOU)	82-70	2506	389-810	.480	-	-	305-440	.693	437-635-1072	13.1	89	275-3	67	-	181	1083	13.2
1977-78 (HOU)	59-59	2107	413-828	.499	-	-	318-443	.718	380-506-886	15.0	31	179-2	48	220	76	1144	19.4
1978-79 (HOU)	82-82	3390	716-1325	.540	-	-	599-811	.739	587-857-1444	17.6	147	223-0	79	326	119	2031	24.8
1979-80 (HOU)	82-82	3140	778-1549	.502	0-6	.000	563-783	.719	573-617-1190	14.5	147	210-0	80	300	107	2119	25.8
1980-81 (HOU)	80-80	3245	806-1545	.522	1-3	.333	609-804	.757	474-706-1180	14.8	141	223-0	83	308	150	2222	27.8
1981-82 (HOU)	81-81	3398	945-1822	.519	0-6	.000	630-827	.762	558-630-1188	14.7	142	208-0	76	294	125	2520	31.1
1982-83 (PHI)	78-78	2922	654-1305	.501	0-1	.000	600-788	.761	445-749-1194	15.3	101	206-0	89	264	157	1908	24.5
1983-84 (PHI)	71-71	2613	532-1101	.483	0-4	.000	545-727	.750	352-598-950	13.4	96	188-0	71	250	110	1609	22.7
1984-85 (PHI)	79-79	2957	602-1284	.469	0-2	.000	737-904	.815	385-646-1031	13.1	130	216-0	67	286	123	1941	24.6
1985-86 (PHI)	74-74	2706	571-1246	.458	0-1	.000	617-784	.787	339-533-872	11.8	90	194-0	67	261	71	1759	23.8
1986-87 (WAS)	73-70	2488	595-1311	.454	0-11	.000	570-692	.824	340-484-824	11.3	120	139-0	59	202	92	1760	24.1
1987-88 (WAS)	79-78	2692	531-1090	.487	2-7	.286	543-689	.788	372-512-884	11.2	112	160-0	59	249	72	1607	20.3
1988-89 (ATL)	81-80	2878	538-1096	.491	0-12	.000	561-711	.789	386-570-956	11.8	112	154-0	79	245	100	1637	20.2
1989-90 (ATL)	81-81	2735	517-1077	.480	1-9	.111	493-631	.781	364-448-812	10.0	130	158-0	47	232	84	1528	18.9
1990-91 (ATL)	82-17	1912	280-598	.468	0-7	.000	309-372	.831	271-396-667	8.1	68	134-0	30	137	74	869	10.6
1991-92 (MIL)	82-77	2511	440-929	.474	3-8	.375	396-504	.786	320-424-744	9.1	93	136-0	74	150	64	1279	15.6
1992-93 (MIL)	11-0	104	13-42	.310	-	-	24-31	.774	22-24-46	4.2	7	6-0	1	10	8	50	4.5
1993-94 (PHI)	55-0	618	102-232	.440	0-1	.000	90-117	.769	106-120-226	4.1	34	52-0	11	59	17	294	5.3
1994-95 (SA)	17-0	149	13-35	.371	1-2	.500	22-32	.688	20-26-46	2.7	6	15-0	2	11	3	49	2.9
ROCKETS	464-455	17780	4047-7879	.514	1-15	.067	3024-4108	.736	3009-3950-6959	15.0	697	1317-5	433	1448	758	11119	24.0
NBA	1329-1159	45071	9435-19225	.491	8-80	.100	8531-11090	.769	6731-9481-16212	12.2	1796	3076-0	1089	3804	1733	27409	20.6
ABA/NBA	1455	49444	10277-20750	.495	8-83	.096	9018-11864	.760	7382-10452-17834	12.3	1936	-	1199	4264	1889	29580	20.3

NBA PLAYOFF STATISTICS								REBOUNDS				REB					
YEAR	G-S	MIN	FGM-A	PCT	3FGM-A	PCT	FTM-A	PCT	OFF-DEF-TOT	AVG	AST	PF-D	ST	TO	BLK	TP	AVG
1977 (HOU)	12-12	518	81-162	.500	-	-	63-91	.692	84-119-203	16.9	7	42-0	13	-	21	225	18.8
1979 (HOU)	2-2	78	18-41	.439	-	-	13-18	.722	25-16-41	20.5	2	5-0	1	8	8	49	24.5
1980 (HOU)	7-7	275	74-138	.536	0-1	.000	33-43	.767	42-55-97	13.9	7	18-0	4	22	18	181	25.9
1981 (HOU)	21-21	955	207-432	.479	0-2	.000	148-208	.712	125-180-305	14.5	35	54-0	13	59	34	562	26.8
1982 (HOU)	3-3	136	29-67	.433	-	-	14-15	.933	28-23-51	17.0	10	8-0	2	6	2	72	24.0
1983 (PHI)	13-13	524	126-235	.536	0-1	.000	86-120	.717	70-136-206	15.8	20	40-0	19	40	25	338	26.0
1984 (PHI)	5-5	212	38-83	.458	-	-	31-32	.969	20-49-69	13.8	7	15-0	3	21	11	107	21.4
1985 (PHI)	13-13	505	90-212	.425	0-1	.000	82-103	.796	36-102-138	10.6	24	39-0	17	23	22	262	20.2
1987 (PHI)	3-3	114	21-47	.447	-	-	20-21	.952	15-23-38	12.7	5	5-0	0	8	3	62	20.7
1988 (WAS)	5-5	198	30-65	.462	0-1	.000	33-40	.825	22-34-56	11.2	7	9-0	3	15	4	93	18.6
1989 (WAS)	5-5	197	32-64	.500	1-1	1.000	40-51	.784	27-33-60	12.0	9	5-0	7	11	4	105	21.0
1991 (ATL)	5-0	84	4-20	.200	-	-	13-14	.929	16-15-31	6.2	3	4-0	2	2	1	21	4.2
ROCKETS	45-45	1962	409-840	.487	0-3	.000	271-375	.723	304-393-697	15.5	61	127-0	33	95	81	1089	24.2
TOTALS	94-89	3796	750-1566	.479	0-7	.143	576-756	.762	510-785-1295	13.8	136	244-0	84	215	151	2077	22.1



# Calvin Murphy

**Born:** May 9, 1948  
**Hometown:** Norwalk, Connecticut  
**High School:** Norwalk  
**College:** Niagara '70

## #23



- Drafted by Rockets, 2nd Round, 18th overall pick in 1970 NBA Draft
- NBA All-Star (1979)
- NBA All-Rookie Team (1970-71)
- Ranks third in Rockets history in career points
- Recipient of the NBA's J. Walter Kennedy Citizenship Award in 1979
- Holds the NBA's second-highest, single-season free throw percentage .958 (1980-81)
- Inducted into Basketball Hall of Fame in 1993
- Retired as a player prior to the 1983-84 season; Number (23) was retired on March 17, 1984

Calvin Murphy enjoyed one of the greatest moments of his life on May 10, 1993, when he was inducted into the Naismith Basketball Hall of Fame.

"My only dream was that I wanted to start for my high school basketball team, the Norwalk High School Bears," said Murphy, who played his entire 13-year NBA career with the Rockets from 1970-83. "Going to the Hall of Fame was beyond my wildest dreams."

Murphy became the first Hall of Famer to play his entire career with the Rockets, as he averaged 17.9 points and 4.4 assists in 1,002 career games. In 2012, he was named to the Rockets 1970s All-Decade Team. He still ranks seventh on the all-time NBA free throw percentage list at .892. In 1980-81, Murphy posted a free throw percentage of .958 (206-215 FT), which was the NBA single-season record until Jose Calderon of Toronto hit .981 (151-154 FT) from the line in 2008-09. During Murphy's 1980-81 campaign, he also set a then-NBA record by making 78 consecutive free throws from Dec. 27-Feb. 20, which stood for over a decade until Micheal Williams of Minnesota made 84 straight at the end of the 1992-93 season.

The 5-foot-9 Murphy, who scored 17,949 career points, stands with Avery Johnson as the only two players under six feet to play in 1,000 NBA games. Murphy still owns the Rockets career record with 4,402 assists and holds the eighth best field goal percentage (.482) among NBA guards who have scored at least 15,000 points.

Murphy led the NBA in free throw percentage twice (1980-81, 1982-83) and finished among the top five in nine other seasons. Murphy, Ray Allen, Rick Barry, Chauncey Billups, Reggie Miller, Steve Nash and Mark Price are the only players in league history to have shot .900 or better from the line in six or more seasons.

Murphy stands with Hakeem Olajuwon and Kevin Martin as the only Rockets to rank in the NBA top-10 in four statistical categories in one season, as the Rockets guard accomplished this feat during the 1973-74 season. That year, Murphy ranked second in the NBA with 7.4 assists per game, fourth with a field goal percentage of .522, sixth with a free throw percentage of .868 and ninth with 1.94 steals per game. He also finished that season ranked 19<sup>th</sup> among scoring leaders with 20.4 points per game.

The San Diego Rockets selected Murphy in the second round in 1970 with the 18<sup>th</sup> overall pick. The former Niagara University star went on to earn NBA All-Rookie First-Team honors (other First-Team members: Pete Maravich, Bob Lanier, Dave Cowens and Geoff Petrie) and finish fourth in the Rookie of the Year balloting.

Murphy's best year came during the 1977-78 season, when he ranked fifth in the NBA with a career-high 25.6 points per game. He reached 30 points 23 times and scored 40 points three times during that year, including the Rockets single-game scoring record of 57 points vs. New Jersey on March 18, 1978. Murphy averaged better than 20 points in five of 13 seasons, including three consecutive years from 1977-80. In a season, he led the Rockets in points twice, assists three times, steals five times and free throw percentage 10 times.

A 1979 NBA All-Star, Murphy had one of the most brilliant careers in NCAA Division I history. He was a three-time consensus All-American (First Team 1969 and 1970, Second Team 1968). Murphy averaged 33.1 points in 77 games – still the fourth-best average in Division I history (44.2 by Pete Maravich of LSU, 34.6 by Austin Carr of Notre Dame, 33.8 by Oscar Robertson of Cincinnati). His 68 points on Dec. 7, 1968 vs. Syracuse is still the third-best mark against a Division I opponent. Only five players in NCAA history averaged more points in a season than Murphy, who scored 38.2 points per game during the 1967-68 season. He scored 30 or more points in 42 of the 77 games he played for Niagara, reaching 40 points on 19 occasions and 50 points six times.

Murphy averaged double figures in points during every season he played organized basketball, spanning from high school to the NBA. Following his retirement as a player, he has worked with the Rockets organization as an assistant coach, a broadcaster and a community services advisor.

# Rockets Retired Numbers

## Murphy's Career Statistics

### NIAGARA STATISTICS

YEAR	G	FG-FGA	PCT	FT-FTA	PCT	REB	AVG	PTS	AVG
1967-68	24	337-772	.437	242-288	.840	118	4.9	916	38.2
1968-69	24	294-700	.420	190-230	.826	87	3.6	778	32.4
1969-70	29	316-692	.457	222-252	.881	103	3.6	854	29.4
TOTALS	77	947-2164	.438	654-770	.847	308	4.0	2548	33.1

### NBA REGULAR SEASON STATISTICS

YEAR	G-S	MIN	FGM-A	PCT	3FGM-A	PCT	FTM-A	PCT	REBOUNDS		AST		PF-D	ST	TO	BLK	TP	AVG
									OFF-DEF-TOT	AVG	AST	AVG						
1970-71 (SD)	82-0	2020	471-1029	.458	-	-	356-434	.820	245	4.0	329	263-4	-	-	-	-	1298	15.8
1971-72 (HOU)	82-40	2538	571-1255	.455	-	-	349-392	.890	258	4.8	393	298-6	-	-	-	-	1491	18.2
1972-73 (HOU)	77-13	1697	381-820	.465	-	-	239-269	.888	149	3.8	262	211-3	-	-	-	-	1001	13.0
1973-74 (HOU)	81-79	2922	671-1285	.522	-	-	310-357	.868	51-137	7.4	603	310-8	157	-	4	1652	20.4	
1974-75 (HOU)	78-52	2513	557-1152	.484	-	-	341-386	.883	52-121	4.9	381	281-8	128	-	4	1455	18.7	
1975-76 (HOU)	82-82	2995	675-1369	.493	-	-	372-410	.907	52-157	7.3	596	294-3	151	-	6	1722	21.0	
1976-77 (HOU)	82-80	2764	596-1216	.490	-	-	272-307	.886	54-118	4.7	386	281-6	144	-	8	1464	17.9	
1977-78 (HOU)	76-72	2900	852-1737	.491	-	-	245-267	.918	57-107	3.4	259	241-4	112	173	3	1949	25.6	
1978-79 (HOU)	82-81	2941	707-1424	.496	-	-	246-265	.928	78-95	4.3	351	288-5	117	187	6	1660	20.2	
1979-80 (HOU)	76-75	2676	624-1267	.493	1-25	.040	271-302	.897	68-82	3.9	299	269-3	143	162	9	1520	20.0	
1980-81 (HOU)	76-11	2014	528-1074	.492	4-17	.235	206-215	.958	33-54	2.9	222	209-0	111	129	6	1266	16.7	
1981-82 (HOU)	64-0	1204	277-648	.427	1-16	.063	100-110	.909	20-41	2.5	163	142-0	43	82	1	655	10.2	
1982-83 (HOU)	64-0	1423	337-754	.447	4-14	.286	138-150	.920	34-40	2.5	158	163-3	59	89	4	816	12.8	
TOTALS	1002-585	30607	7247-15030	.482	10-72	.139	3445-3864	.892	499-952	2.103	4.4	4402	3250-53	1165	822	51	17949	17.9


### NBA PLAYOFF STATISTICS

YEAR	G-S	MIN	FGM-A	PCT	3FGM-A	PCT	FTM-A	PCT	REBOUNDS		AST		PF-D	ST	TO	BLK	TP	AVG
									OFF-DEF-TOT	AVG	AST	AVG						
1975 (HOU)	8-8	305	72-156	.462	-	-	51-57	.895	9-10	19	5.6	45	36-2	14	-	1	195	24.4
1977 (HOU)	12-12	420	102-213	.479	-	-	28-30	.933	7-12	19	6.3	75	47-1	19	-	2	232	19.3
1979 (HOU)	2-2	73	9-31	.290	-	-	8-9	.889	2-1-3	3.0	6	9-0	8	2	1	26	13.0	
1980 (HOU)	7-7	265	58-108	.537	2-4	.500	13-13	1.000	4-6-10	3.7	26	29-1	11	16	0	131	18.7	
1981 (HOU)	19-1	540	142-287	.495	2-7	.286	58-60	.967	7-17-24	3.0	57	69-0	26	42	0	344	18.1	
1982 (HOU)	3-0	57	5-22	.227	0-3	.000	7-8	.875	2-1-3	1.3	4	7-0	1	4	0	17	5.7	
TOTALS	51-30	1660	388-817	.475	4-14	.286	165-177	.932	31-47-78	4.2	213	197-4	79	64	4	945	18.5	

# Hakeem Olajuwon

**Born:** January 21, 1963  
**Hometown:** Lagos, Nigeria  
**High School:** Muslims Teachers College (Nigeria)  
**College:** Houston '84

## #34



- Drafted by Rockets, 1st Round, 1st overall pick in 1984 NBA Draft
- NBA Most Valuable Player (1994); NBA Finals Most Valuable Player (1994, 1995)
- NBA Defensive Player of the Year (1993, 1994)
- 12-Time NBA All-Star (1985-90, 1992-97)
- Stands as the NBA's all-time blocked shots leader with 3,830 career blocks
- Selected to the NBA's 50th and 75th Anniversary All-Time Team
- Inducted into Basketball Hall of Fame in 2008
- Retired as a player after the 2001-2002 season; Number (34) was retired on Nov. 9, 2002

For two decades, Hakeem "The Dream" Olajuwon dedicated himself to winning for the City of Houston. By the end of his career, he had secured his place among the most legendary icons in sports. The NBA's all-time blocked shots leader brought Houston its first major sports championships by leading the Rockets to back-to-back NBA Championships in 1994 and 1995. In 2001, Olajuwon finished his 17-year career with the Rockets as the franchise's all-time leader in 26 regular season and postseason statistical categories.

Rockets Owner Leslie Alexander honored Olajuwon for his many contributions to the Rockets organization with the unveiling of a commissioned bronze sculpture in front of Toyota Center during a special ceremony on April 11, 2008.

Inducted into the Naismith Memorial Basketball Hall of Fame in 2008, Olajuwon also received several honors during his tenure with the Rockets. Upon entering the league, he was named to the NBA All-Rookie Team with Michael Jordan and Charles Barkley in 1985. Over the next 14 years, he was selected to All-NBA First Team six times (1987-89, 1993-94, 1997), Second Team three times (1986, 1990, 1996), and Third Team three times (1991, 1995, 1999). The 12-time All-Star was also chosen for the NBA All-Defensive First Team five times (1987-88, 1990, 1993-94) and Second Team four times (1985, 1991, 1996-97). The Texas Sports Hall of Fame inducted Olajuwon on Jan. 27, 1999.

In NBA history, Olajuwon ranks 12th with 26,946 points, 14th with 13,748 rebounds, ninth with 2,162 steals and first with 3,830 blocked shots. In 1,177 career games with the Rockets, he averaged 22.5 points, 11.4 rebounds, 1.77 steals and 3.18 blocked shots. Overall with Houston, Olajuwon ranks first all-time in years played, games played, points, rebounds, defensive rebounds, offensive rebounds, steals, blocked shots, free throws made and attempted, field goals made and attempted, as well as minutes played. He also stands fourth in Rockets history in scoring average and third in assists.

Olajuwon led the Rockets to the playoffs 14 times, averaging 26.6 points, 11.4 rebounds and 3.34 blocks in 140 career playoff contests. In NBA playoff history, he ranks third in blocks (472), 11<sup>th</sup> in points (3,755) and ninth in scoring average (25.9). In 1986, Olajuwon and Ralph Sampson led the Rockets to the NBA Finals. In

1994, he averaged 28.9 points and 11.0 rebounds in Houston's trek to its first NBA title. The following year, he posted averages of 33.0 points and 10.3 rebounds as the Rockets won their second consecutive NBA Championship. Olajuwon stands as the team's all-time playoff leader in postseasons played, games played, minutes, points, field goals made and attempted, free throws made and attempted, rebounds, assists, steals and blocks. He also ranks second in postseason scoring average.

During the 1988-89 season, Olajuwon became the first player in NBA history to reach 200 blocks and 200 steals in one year. The following season, he led the NBA with career highs of 14.0 rebounds and 4.59 blocks, standing as one of two rebounding titles and one of three blocked shots crowns. On March 29, 1990 vs. Milwaukee, he recorded a quadruple-double, marking one of 14 career triple-doubles.

In 1994, Olajuwon became the first player in league history to win the NBA MVP, Defensive Player of the Year and NBA Finals MVP in the same season. This also marked his second consecutive Defensive Player of the Year award and the first of two consecutive NBA Finals MVP awards.

Born in Nigeria, Olajuwon earned American citizenship and represented his country as a member of the gold-medal-winning 1996 United States Olympic Team. Selected to the Rockets 30-Year Team in 1998, he was also named to the Rockets All-Decade Teams of the 1980s and 1990s, and was chosen as one of the 50 Greatest Players in NBA History on Oct. 29, 1996.

Olajuwon came to Houston in 1980 as a freshman at the University of Houston, teaming with Clyde Drexler and Larry Micheaux to form the "Phi Slama Jama" frontcourt. Olajuwon led the Cougars to the NCAA Final Four in three straight seasons. After topping the NCAA with averages of 13.5 rebounds and 5.6 blocks to earn consensus All-America First-Team honors, Olajuwon was selected by the Rockets with the first overall pick of the 1984 NBA Draft. He was later selected the Southwest Conference Player of the Decade and his #34 was retired by the University of Houston along with Drexler's #22 in Feb. 1997.

# Rockets Retired Numbers

## Olajuwon's Career Statistics

### UNIVERSITY OF HOUSTON STATISTICS

YEAR	G	FG-FGA	PCT	FT-FTA	PCT	REB	AVG	PTS	AVG
1981-82	29	91-150	.607	58-103	.563	179	6.2	240	8.3
1982-83	34	192-314	.611	88-148	.595	388	11.4	472	13.9
1983-84	37	249-369	.675	122-232	.526	500	13.5	620	16.8
TOTALS	100	532-833	.639	268-483	.555	1067	10.7	1332	13.3

### NBA REGULAR SEASON STATISTICS

YEAR	G-S	MIN	FGM-A	PCT	3FGM-A	PCT	FTM-A	PCT	REBOUNDS OFF-DEF-TOT	REB AVG	AST	PF-D	ST	TO	BLK	TP	AVG
1984-85 (HOU)	82-82	2914	677-1258	.538	0-0	.000	338-551	.613	440-534-974	11.9	111	344-10	99	234	220	1692	20.6
1985-86 (HOU)	68-68	2467	625-1188	.526	0-0	.000	347-538	.645	333-448-781	11.5	137	271-9	134	195	231	1597	23.5
1986-87 (HOU)	75-75	2760	677-1332	.508	1-5	.200	400-570	.702	315-543-858	11.4	220	294-8	140	228	254	1755	23.4
1987-88 (HOU)	79-79	2825	712-1385	.514	0-4	.000	381-548	.695	302-657-959	12.1	163	324-7	162	243	214	1805	22.8
1988-89 (HOU)	82-82	3024	790-1556	.508	0-10	.000	454-652	.696	338-767-1105	13.5	149	329-10	213	275	282	2034	24.8
1989-90 (HOU)	82-82	3124	806-1609	.501	1-6	.167	382-536	.713	299-850-1149	14.0	234	314-6	174	316	376	1995	24.3
1990-91 (HOU)	56-50	2062	487-959	.508	0-4	.000	213-277	.769	219-551-770	13.8	131	221-5	121	174	221	1187	21.2
1991-92 (HOU)	70-69	2636	591-1177	.502	0-1	.000	328-428	.766	246-599-845	12.1	157	263-7	127	187	304	1510	21.6
1992-93 (HOU)	82-82	3242	848-1603	.529	0-8	.000	444-570	.779	283-785-1068	13.0	291	305-5	150	262	342	2140	26.1
1993-94 (HOU)	80-80	3277	894-1694	.528	8-19	.421	388-542	.716	229-726-955	11.9	287	289-4	128	271	297	2184	27.3
1994-95 (HOU)	72-72	2853	798-1545	.517	3-16	.188	406-537	.756	172-603-775	10.8	255	250-3	133	237	242	2005	27.8
1995-96 (HOU)	72-72	2797	768-1494	.514	3-14	.214	397-548	.724	176-608-784	10.9	257	242-0	113	247	207	1936	26.9
1996-97 (HOU)	78-78	2852	727-1426	.510	5-16	.333	351-446	.787	173-543-716	9.2	236	249-3	117	281	173	1810	23.2
1997-98 (HOU)	47-45	1633	306-633	.483	0-3	.000	160-212	.755	116-344-460	9.8	143	152-0	84	126	96	772	16.4
1998-99 (HOU)	50-50	1784	373-725	.514	4-13	.308	195-272	.717	106-372-478	9.6	88	160-3	82	139	123	945	18.9
1999-00 (HOU)	44-28	1049	193-421	.458	0-2	.000	69-112	.616	65-209-274	6.2	61	88-0	41	73	70	455	10.3
2000-01 (HOU)	58-55	1545	283-568	.498	0-1	.000	123-198	.621	124-307-431	7.4	72	141-0	70	81	88	689	11.9
2001-02 (TOR)	61-37	1378	194-418	.464	0-2	.000	47-84	.560	98-268-366	6.0	66	147-0	74	98	90	435	7.1
ROCKETS	1177-1149	42844	10555-20573	.513	25-122	.205	5376-7537	.713	3936-9446-13382	11.4	2992	4236-80	2088	3569	3740	26511	22.5
TOTALS	1238-1186	44222	10749-20991	.512	25-124	.202	5423-7621	.712	4034-9714-13748	11.1	3058	4383-80	2162	3667	3830	26946	21.8

### NBA PLAYOFF STATISTICS

YEAR	G-S	MIN	FGM-A	PCT	3FGM-A	PCT	FTM-A	PCT	REBOUNDS OFF-DEF-TOT	REB AVG	AST	PF-D	ST	TO	BLK	TP	AVG
1984-85 (HOU)	5-5	187	42-88	.477	0-0	.000	22-46	.478	33-32-65	13.0	7	22-0	7	11	13	106	21.2
1985-86 (HOU)	20-20	766	205-387	.530	0-1	.000	127-199	.638	101-135-236	11.8	39	87-3	40	43	69	537	26.9
1986-87 (HOU)	10-10	389	110-179	.615	0-1	.000	72-97	.742	39-74-113	11.3	25	44-1	13	36	43	292	29.2
1987-88 (HOU)	4-4	162	56-98	.571	0-1	.000	38-43	.884	20-47-67	16.8	7	14-0	9	9	11	150	37.5
1988-89 (HOU)	4-4	162	42-81	.519	0-0	.000	17-25	.680	14-38-52	13.0	12	17-0	10	10	11	101	25.3
1989-90 (HOU)	4-4	161	31-70	.443	0-0	.000	12-17	.706	15-31-46	11.5	8	19-0	10	11	23	74	18.5
1990-91 (HOU)	3-3	129	26-45	.578	0-1	.000	14-17	.824	12-32-44	14.7	6	11-0	4	8	8	66	22.0
1992-93 (HOU)	12-12	518	123-238	.517	0-1	.000	62-75	.827	52-116-168	14.0	57	37-0	21	45	59	308	25.7
1993-94 (HOU)	23-23	989	267-514	.519	2-4	.500	128-161	.795	55-199-254	11.0	98	82-0	40	83	92	664	28.9
1994-95 (HOU)	22-22	929	306-576	.531	2-4	.500	111-163	.681	44-183-227	10.3	98	95-0	26	69	62	725	33.0
1995-96 (HOU)	8-8	329	75-147	.510	0-1	.000	29-40	.725	17-56-73	9.1	31	28-1	15	29	17	179	22.4
1996-97 (HOU)	16-16	629	147-249	.590	0-3	.000	76-104	.731	46-128-174	10.9	54	61-0	33	46	41	370	23.1
1997-98 (HOU)	5-5	190	39-99	.394	0-1	.000	24-33	.727	9-45-54	10.8	12	18-0	5	13	16	102	20.4
1998-99 (HOU)	4-4	123	23-54	.426	0-0	.000	7-8	.875	5-24-29	7.3	2	18-0	5	5	3	53	13.3
2001-02 (TOR)	5-0	86	12-22	.545	0-0	.000	4-6	.667	9-10-19	3.8	2	9-0	7	4	6	28	5.6
ROCKETS	140-140	5663	1492-2825	.528	4-18	.222	739-1028	.719	462-1140-1602	11.4	456	553-5	238	418	468	3727	26.6
TOTALS	145-140	5749	1504-2847	.528	4-18	.222	743-1034	.719	471-1150-1621	11.2	458	562-5	245	422	472	3755	25.9

# Rudy Tomjanovich

**Born:** November 24, 1948  
**Hometown:** Hamtramck, Michigan  
**High School:** Hamtramck  
**College:** Michigan '70

## #45



- Drafted by Rockets, 1st Round, 2nd overall pick in 1970 NBA Draft
- Five-Time NBA All-Star (1974-77, 1979)
- Ranks fourth in Rockets history in career points and fourth in career rebounds
- Head Coach of the 1994 & 1995 NBA Champion Houston Rockets teams
- Head Coach of the gold-medal-winning 2000 United States Olympic Team
- Holds Rockets franchise record for coaching wins
- Inducted into Basketball Hall of Fame in 2020.
- Retired as a player after the 1980-81 season; Number (45) was retired on Jan. 28, 1982

Rudy Tomjanovich reached the heights of success both on the court and the sidelines during three decades with the Rockets. After earning five All-Star selections as a player, "Rudy T" won the City of Houston its first-ever major championships by coaching the Rockets to back-to-back titles in 1994 and 1995.

Tomjanovich, who spent 33 consecutive seasons with the Rockets, holds the franchise record with 503 coaching wins and ranks fourth in Rockets history with 13,383 career points. He was involved in all four Rockets division titles – as leading scorer in 1976-77, assistant coach in 1985-86 and as head coach in 1992-93 and 1993-94.

Tomjanovich first joined the San Diego Rockets as the second overall pick in the 1970 NBA Draft after a storied collegiate career at the University of Michigan. The all-time leading rebounder in school history, Tomjanovich also holds the second-highest career scoring average at 25.1 points per game.

In Rockets history, Tomjanovich ranks third in career points, third in career games and fourth in career rebounds. He averaged 17.4 points and 8.1 rebounds in 768 games with the Rockets. In his 11-season career, he led the Rockets in scoring average four times and rebounding average once. In his second season, Tomjanovich averaged a career-high 11.8 rebounds with 15.0 points, as the team made its debut in Houston.

During the 1972-73 season, Tomjanovich posted team-leading averages of 19.3 points and 11.6 rebounds. He earned the first of four consecutive All-Star selections in 1974, as he led Houston and ranked seventh in the NBA with a career-high 24.5 points per game. He scored a career-high 42 points against Buffalo on Jan. 13, 1974. During the 1974-75 season, Tomjanovich led Houston with 20.7 points per game and guided the Rockets to their first-ever playoff series win. He averaged a team-leading 21.6 points for the 1976-77 Rockets and helped Houston to its first division title. Tomjanovich played only 23 games the next year, as he suffered a facial fracture on Dec. 9, 1977 versus the Lakers. Tomjanovich returned to the All-Star Game in 1979, averaging 19.0 points and 7.7 rebounds with Houston in his comeback season.

After Houston advanced to the 1981 NBA Finals, Tomjanovich retired on Oct. 2, 1981, having spent his

entire playing career with the Rockets. His jersey #45 was retired on Jan. 28, 1982. In 2012, he was named to the Rockets 1970s All-Decade Team.

Beginning with the 1981-82 season, Tomjanovich spent two years as a Rockets scout. He became an assistant coach in 1983 and served in that role until being named interim head coach on Feb. 18, 1992. In the first 15 games with Tomjanovich at the helm, the Rockets responded with an 11-4 record — the best start for any coach in franchise annals.

Officially named the ninth head coach in Rockets history on May 20, 1992, Tomjanovich became the first coach in NBA history to guide his team from the lottery to a division title in his first full season. His coaching peers voted him *The Sporting News* NBA Coach of the Year in 1993. He was also named head coach of the Western Conference for the 1997 NBA All-Star Game and received NBA Coach of the Month recognition three times with Houston.

Tomjanovich posted a 503-397 (.559) regular season mark and 51-39 (.567) playoff record in 12 seasons with Houston, departing with franchise records for career wins and winning percentage. Tomjanovich resigned as Houston's coach following the 2002-03 season while undergoing successful treatment for bladder cancer. He was hired to coach the L.A. Lakers during the summer of 2004 before stepping aside later that season for health reasons. On the career coaching wins list, he ranks 26<sup>th</sup> all-time in NBA history with 525 victories.

Aside from his success in the NBA, Tomjanovich coached the United States Senior National Team on two occasions. He guided the United States Men's Basketball Team to a gold medal and an undefeated record in the 2000 Summer Olympics. Prior to the Olympics, Tomjanovich led a United States team of non-NBA players to a bronze medal at the 1998 World Championship of Basketball.

Tomjanovich stands fellow Basketball Hall of Famers Lenny Wilkins and the late Chuck Daly as the only people to coach teams to an NBA Championship and an Olympic gold medal. He also stands as one of eight coaches in NBA history to possess 500 career wins and multiple NBA championships.

# Rockets Retired Numbers

## Tomjanovich's Career Statistics

### UNIVERSITY OF MICHIGAN STATISTICS

YEAR	G	FG-FGA	PCT	FT-FTA	PCT	REB	AVG	PTS	AVG
1967-68	24	210-446	.471	49-78	.628	323	13.5	469	19.5
1968-69	24	269-541	.497	79-131	.603	340	14.2	617	25.7
1969-70	24	286-604	.474	150-200	.750	376	15.7	722	30.1
TOTALS	72	765-1591	.481	278-409	.680	1039	14.4	1808	25.1

### NBA REGULAR SEASON STATISTICS

YEAR	G-S	MIN	FGM-A	PCT	3FGM-A	PCT	FTM-A	PCT	REBOUNDS OFF-DEF-TOT	REB AVG	AST	PF-D	ST	TO	BLK	TP	AVG	
1970-71 (SD)	77-0	1062	168-439	.383	-	-	73-112	.652		381	4.9	73	124-0	-	-	-	409	5.3
1971-72 (HOU)	78-61	2689	500-1010	.495	-	-	172-238	.723		923	11.8	117	193-2	-	-	-	1172	15.0
1972-73 (HOU)	81-65	2972	655-1371	.478	-	-	205-335	.746		938	11.6	178	225-1	-	-	-	1560	19.3
1973-74 (HOU)	80-80	3227	788-1470	.536	-	-	385-454	.848		230-487-717	9.0	250	230-0	89	-	66	1961	24.5
1974-75 (HOU)	81-81	3134	694-1323	.525	-	-	289-366	.790		184-429-613	7.6	236	230-1	76	-	24	1677	20.7
1975-76 (HOU)	79-79	2912	622-1202	.517	-	-	221-288	.767		167-499-666	8.4	188	206-1	42	-	19	1465	18.5
1976-77 (HOU)	81-80	3130	733-1437	.510	-	-	287-342	.830		172-512-684	8.4	172	198-1	57	-	27	1753	21.6
1977-78 (HOU)	23-23	849	217-417	.485	-	-	61-81	.753		40-98-138	6.0	32	63-0	15	38	5	495	21.5
1978-79 (HOU)	74-74	2641	620-1200	.517	-	-	168-221	.760		170-402-572	7.7	137	186-0	44	138	18	1408	19.0
1979-80 (HOU)	62-50	1834	370-778	.476	22-79	.278	118-147	.803		132-226-358	5.8	109	161-2	32	98	10	880	14.2
1980-81 (HOU)	52-38	1264	263-563	.467	12-51	.235	65-82	.793		78-130-208	4.0	81	121-0	19	58	6	603	11.6
TOTALS	768-631	25714	5630-11240	.501	34-130	.262	2089-2666	.784		6198	8.1	1573	1937-8	374	332	175	13383	17.4

### NBA PLAYOFF STATISTICS

YEAR	G	MIN	FGM-A	PCT	3FGM-A	PCT	FTM-A	PCT	REBOUNDS OFF-DEF-TOT	REB AVG	AST	PF-D	ST	TO	BLK	TP	AVG	
1975 (HOU)	8-8	304	72-128	.563	-	-	40-48	.833		22-42-64	8.0	23	17-0	1	-	4	184	23.0
1977 (HOU)	12-12	457	107-212	.505	-	-	29-37	.784		24-41-65	5.4	24	36-0	7	-	5	243	20.3
1979 (HOU)	2-2	64	9-23	.391	-	-	2-5	.400		7-7-14	7.0	2	1-0	1	1	1	20	10.0
1980 (HOU)	7-1	185	24-64	.375	1-7	.143	9-13	.692		12-28-40	5.7	10	21-1	2	14	0	58	8.3
1981 (HOU)	8-0	31	1-9	.111	0-3	.000	4-6	.667		2-4-6	0.8	0	3-0	0	2	0	6	0.6
TOTALS	37-23	1041	213-436	.489	1-10	.100	84-109	.771		67-122-189	5.1	59	78-1	11	17	8	511	13.8

**Born:** September 12, 1980  
**Hometown:** Shanghai, China

# #11



- Drafted by Rockets, 1st Round, 1st overall pick in 2002 NBA Draft
- Became the first overall pick who did not play collegiately in the United States
- Eight-Time NBA All-Star (2003-2011)
- In 2003, became first rookie to start an All-Star Game since Grant Hill in 1995
- Named All-NBA Second Team twice and Third Team three times
- Played for China in three Olympics (2000, 2004, 2008)
- Inducted into Basketball Hall of Fame in 2016
- Retired after the 2010-11 season; Number (11) was retired on Feb. 4, 2017

While injuries may have shortened Yao Ming's NBA career, it did not curtail his global impact on the sport of basketball, nor the level of respect he garnered from fans, teammates, or his contemporaries.

Yao was the first overall pick by Houston in the 2002 NBA Draft. The Shanghai native became the first player drafted No. 1 who did not play collegiately in the United States.

Yao spent all nine of his seasons with the Rockets, averaging 19.0 points 9.2 rebounds and 1.89 blocks while shooting 52.4% from the floor and 83.3% from the line. He is one of nine players in NBA history with career averages of at least 19.0 points, 9.0 rebounds and 1.80 blocks (blocks became an official statistic in 1973-74).

Voted an All-Star in each of his eight seasons played, having missed 2009-10 with a foot injury, Yao broke Michael Jordan's record for the most fan votes in a single season with 2,558,278 in 2004-05. In addition, Yao was named All-NBA Second Team twice (2006-07, 2008-09) and Third Team three times (2003-04, 2005-06, 2007-08).

As a rookie in 2002-03, Yao appeared in all 82 games with 72 starts, averaging 13.5 points, 8.2 rebounds, 1.7 assists and 1.79 blocks. He finished second to Amar'e Stoudemire in voting for NBA Rookie of the Year and was selected to the NBA All-Rookie First Team. He was also the first rookie to start an All-Star Game since Grant Hill in 1995.

Over four seasons from 2005-06 through 2008-09, Yao averaged 21.9 points and 10.1 rebounds, joining Kevin Garnett as the only players to average at least 20.0 points and 10.0 rebounds during that span.

In 2006-07, Yao averaged a career-high 25.0 points along with 9.4 rebounds, 2.0 assists and 1.96 blocks. He became the 10th different player in NBA history to have averaged at least 25.0 points, 9.0 rebounds, 2.0 assists and 1.90 blocks in a single season.

Prior to joining the Rockets, Yao spent five seasons playing for his hometown Shanghai Sharks of the Chinese Basketball Association, averaging 23.4 points and 15.4 rebounds. In his final season with the Sharks in 2001-02, Yao averaged 32.6 points, 19.0 rebounds and 4.8 blocks while leading the team to its first championship.

Yao was also a member of the Chinese National Team from the age of 18. As a 19-year-old in the 2000 Olympic Games, he averaged 10.5 points and 6.0 rebounds. Yao averaged 20.7 points and a tournament-best 9.3 rebounds in the 2004 Olympics and in the 2008 Olympic Games, he ranked second among all players in scoring (19.0 ppg) and third in rebounding (8.2 rpg).

On July 20, 2011, Yao announced his retirement from the NBA after injuries forced him to miss the entire 2009-10 season and limited him to just five games played in 2010-11. He was later enshrined into the Naismith Basketball Hall of Fame in 2016, receiving the first ever direct elect nomination from the International Committee. Yao had his No. 11 retired by the Rockets during a halftime ceremony on Feb. 3, 2017.

Following his playing career, Yao returned to China and purchased his former team, the Sharks. In 2017, he was named President of the Chinese Basketball Association.

Yao has served as a tremendous ambassador for the sport as well as a great humanitarian, through contributions made by his Yao Ming Foundation and his work with organizations like the Special Olympics. In 2008, he was named the United Nations Environment Programme's first-ever "Environmental Champion."

# Rockets Retired Numbers

## Yao's Career Statistics

NBA REGULAR SEASON STATISTICS										REBOUNDS		REB		PF-D		ST		TO		BLK		TP		AVG	
YEAR	G-S	MIN	FGM-A	PCT	3FGM-A	PCT	FTM-A	PCT	OFF-DEF-TOT	AVG	AST	PF-D	ST	TO	BLK	TP	AVG								
2002-03 (HOU)	82-72	2382	401-805	.498	1-2	.500	301-371	.811	196-479-675	8.2	137	230-1	31	173	147	1104	13.5								
2003-04 (HOU)	82-82	2692	535-1025	.522	0-2	.000	361-446	.809	197-538-735	9.0	122	273-4	22	204	156	1431	17.5								
2004-05 (HOU)	80-80	2447	538-975	.552	0-0	---	389-497	.783	208-461-669	8.4	61	298-8	34	196	160	1465	18.3								
2005-06 (HOU)	57-57	1949	467-900	.519	0-1	.000	337-395	.853	148-433-581	10.2	85	195-4	30	147	94	1271	22.3								
2006-07 (HOU)	48-48	1624	423-819	.516	0-2	.000	356-413	.862	101-351-452	9.4	94	159-0	17	167	94	1202	25.0								
2007-08 (HOU)	55-55	2044	432-852	.507	0-2	.000	345-406	.850	172-422-594	10.8	129	171-2	25	183	111	1209	22.0								
2008-09 (HOU)	77-77	2589	566-1032	.548	1-1	1.000	381-440	.866	204-557-761	9.9	137	257-2	30	234	150	1514	19.7								
2010-11 (HOU)	5-5	91	18-37	.486	0-0	---	15-16	.938	7-20-27	5.4	4	13-1	0	7	8	51	10.2								
TOTALS	486-476	15817	3380-6445	.524	2-10	200	2485-2984	.833	1233-3261-4494	9.2	769	1596-22	189	1311	920	9247	19.0								

NBA PLAYOFF STATISTICS										REBOUNDS		REB		PF-D		ST		TO		BLK		TP		AVG	
YEAR	G	MIN	FGM-A	PCT	3FGM-A	PCT	FTM-A	PCT	OFF-DEF-TOT	AVG	AST	PF-D	ST	TO	BLK	TP	AVG								
2003-04 (HOU)	5-5	185	31-68	.456	0-0	---	13-17	.765	11-26-37	7.4	9	20-2	2	13	7	75	15.0								
2004-05 (HOU)	7-7	220	55-84	.655	0-0	---	40-55	.727	23-31-54	7.7	5	31-1	2	19	19	150	21.4								
2006-07 (HOU)	7-7	260	55-125	.440	0-0	---	66-75	.880	23-49-72	10.3	6	27-0	1	33	5	176	25.1								
2008-09 (HOU)	9-9	323	54-99	.545	0-0	---	46-51	.902	19-79-98	10.9	9	27-0	4	17	11	154	17.1								
TOTALS	28-28	988	195-376	.519	0-0	---	165-198	.833	76-185-261	9.3	29	105-3	9	82	42	555	19.8								



# Carroll Dawson

**Hometown:** Alba, Texas

**High School:** Alba

**College:** Baylor '60

- Assistant Coach with Rockets under four Head Coaches (1980-96)
- Named Executive Vice President of Basketball/General Manager on July 26, 1996
- Only person on coaching staffs of all four Rockets teams to advance to NBA Finals
- Inducted into the Paris Junior College Hall of Fame in 1991
- Enshrined in the Baylor University Hall of Fame in 1998
- Entered the Texas Association of Basketball Coaches Hall of Fame in 2001
- Inducted into the Texas Sports Hall of Fame in 2003
- Retired as General Manager after the 2006-07 season
- Honored with "Carroll Dawson Tribute Night" on April 16, 2007



Affectionately known as "CD," Carroll Dawson was honored by Houston Rockets Owner Leslie Alexander with "Carroll Dawson Tribute Night" on April 16, 2007, where a banner bearing his name was hung from the rafters of Toyota Center in honor of Dawson's 27 seasons with the Rockets organization as General Manager and as an assistant coach.

Dawson completed his 11<sup>th</sup> and final campaign as General Manager of the franchise in 2006-07. Prior to moving into the front office on July 26, 1996, Dawson worked as an assistant coach under four Rockets head coaches, aiding Del Harris from 1980-83, Bill Fitch from 1983-88, Don Chaney from 1988-92 and Rudy Tomjanovich from 1992-96.

Recognized as one of the top executives in the NBA, Dawson finished second in voting for *The Sporting News* NBA Executive of the Year in 2006-07. As General Manager, Dawson showed the ability to both bolster a playoff contender with veterans and acquire emerging talent as part of a youth movement. In his first few years, he made trades for Charles Barkley and Scottie Pippen to give a team led by Hakeem Olajuwon even more experience. Dawson then helped the Rockets acquire several young talents in the following years, including Cuttino Mobley, Steve Francis and Yao Ming.

In the summer of 2005, Dawson worked with Alexander to sign Yao to a maximum-value contract extension. In the summer of 2004, Dawson changed the face of the franchise by obtaining one of the NBA's top players in Tracy McGrady. The two-time scoring champion was acquired from Orlando in a seven-player deal that included Francis and Mobley.

Dawson holds the distinction of being the only person on the coaching staffs of all four Rockets teams that advanced to the NBA Finals, as Houston played for a championship in 1981, 1986, 1994 and 1995. He will always be known throughout the NBA for his work with frontcourt players and was credited with teaching Olajuwon his famous jump hook. Dawson coached many NBA All-Stars during his years in Houston, including Elvin Hayes, Moses Malone, Ralph Sampson and Tomjanovich.

Dawson's knowledge of the game was not limited to the NBA. Prior to the inaugural 1997 WNBA season, Dawson was commissioned by Alexander to help assemble the first Houston Comets team. He guided the efforts to bring Sheryl Swoopes and Cynthia Cooper to Houston, and then drafted Janeth Arcain in the WNBA Elite Draft. Dawson was also instrumental in the selection of Tina Thompson with the first pick of the Inaugural WNBA Draft. Finally, he worked with Alexander to hire Naismith Hall of Famer and WNBA All-Decade Coach Van Chancellor. Dawson served as Chancellor's top advisor as the Comets Executive Vice President of Basketball from 1997-2006 and helped craft the four-time WNBA Champions (1997-2000).

A native Texan, Dawson hails from Alba, a town with a population of 200 that sits about 75 miles east of Dallas. As a 6-foot-5 high school center, he led Alba High School to a 44-3 record as a senior. He then went on to win Junior College All-America honors at Paris Junior College (Texas) under Head Coach Boyd Converse. After two seasons at Paris, Dawson moved on to Baylor University, where he led Bill Henderson's Baylor Bears in scoring and rebounding in each of his two seasons. In 1960, he averaged 16.4 points as a senior to earn All-Southwest Conference honors.

In 1963, he returned to Baylor as an assistant to Head Coach Bill Menefee. He later succeeded Menefee as head coach in 1973, remaining in that position for more than three seasons. After spending two years as a scout for the Dallas Cowboys at the call of executive Gil Brandt, Dawson started a career as a salesman for Converse Shoe Company.

Dawson has been honored with induction into the Paris Junior College Hall of Fame in 1991, the Baylor University Hall of Fame in 1998, the Texas Association of Basketball Coaches Hall of Fame in 2001, and the Texas Sports Hall of Fame in 2003. He was also named Mr. Sportsman 2005 by Interfaith Charities in Houston. In 2010, Dawson was honored as a Baylor Basketball Legend by the 'B' Association. In addition, he was named the President of the Texas Sports Hall of Fame.

# Naimith Basketball Hall of Fame



**Rick Adelman**

## **Rick Adelman**

Inducted into the Hall of Fame on Sept. 11, 2021 ... was a head coach for 23 seasons with Portland, Golden State, Sacramento, Houston, and Minnesota... led the Blazers to the NBA Finals in 1990 and 1992... went 328-193 (.588) in four seasons with the Rockets from 2007-08 through 2010-11.



**Charles Barkley**

## **Charles Barkley**

Inducted into the Hall of Fame on Sept. 8, 2006 ... played with the Philadelphia 76ers, the Phoenix Suns and the Houston Rockets (1996-2000) over his 16-year NBA career ... named the NBA's Most Valuable Player for the 1992-93 season ... 11-time NBA All-Star ... earned All-NBA First Team on five occasions and All-NBA Second Team five times ... member of the NBA's 50<sup>th</sup> Anniversary Team.



**Rick Barry**

## **Rick Barry**

Inducted into the Hall of Fame in 1987 ... ranks third in NBA history in free throw percentage (.900) ... played for Houston two seasons (1978-80) after eight seasons with Golden State and four in the ABA with Oakland, Washington and New York.



**Clyde Drexler**

## **Clyde Drexler**

Inducted into the Hall of Fame on Sept. 10, 2004 (see pages 122-123 for further details).



**Bill Fitch**

## **Bill Fitch**

Inducted into the Hall of Fame on Sept. 6, 2019... head coach of the Rockets from 1983-84 through 1987-88, collecting 216 of his 944 career wins... led Boston to the championship in 1980-81... two-time NBA Coach of the Year winner.



**Alex Hannum**

## **Alex Hannum**

Inducted into the Hall of Fame on Oct. 3, 1998 ... won a combined 649 games as a coach in the NBA and ABA ... was the 1964 NBA Coach of the Year (San Francisco) and the 1969 ABA Coach of the Year (Oakland) ... won two NBA championships (with St. Louis in 1957-58 and with Philadelphia in 1966-67) ... was head coach of the Rockets over the course of two seasons (1969-71).



**Del Harris**

## **Del Harris**

Inducted into the Hall of Fame on Sept. 10, 2022 ... assistant coach for the Rockets from 1976-77 through 1978-79 and head coach from 1979-80 through 1982-83... led Houston to the NBA Finals in 1980-81... recorded 556 total wins as a head coach.



**Elvin Hayes**

## **Elvin Hayes**

Inducted into the Hall of Fame on May 15, 1990 ... (see pages 124-125 for further details).



**Moses Malone**

## **Moses Malone**

Inducted into the Hall of Fame on Oct. 5, 2001 (see pages 126-127 for further details).



**Tracy McGrady**

## **Tracy McGrady**

Inducted into the Hall of Fame on Sept. 8, 2017... "T-Mac" spent 16 seasons in the NBA from 1997-98 through 2012-13, including five and a half seasons with Houston... as a Rocket, averaged 22.7 points, 5.6 rebounds, 5.5 assists and 1.31 steals... for his career, was a seven-time All-Star and was named All-NBA First Team twice, Second Team three times, and Third Team twice.



**Calvin Murphy**

## **Calvin Murphy**

Inducted into the Hall of Fame on May 10, 1993 (see pages 128-129 for further details).



**Dikembe Mutombo**

## **Dikembe Mutombo**

Inducted into the Hall of Fame on Sept. 11, 2015... "Deke" played 18 NBA seasons, including his final five as a Rocket... was an eight-time All-Star and four-time NBA Defensive Player of the Year... finished his career with the second-most blocks in NBA history (3,289).



**Hakeem Olajuwon**

## **Hakeem Olajuwon**

Inducted into the Hall of Fame on Sept. 5, 2008 (see pages 130-131 for further details).




**Scottie Pippen**

## **Scottie Pippen**

Inducted into the Hall of Fame on Aug. 13, 2010 ... played with the Chicago Bulls, the Houston Rockets (1998-99) and the Portland Trail Blazers over his 17-year NBA career ... seven-time NBA All-Star won six NBA championships with the Bulls ... selected one of the 50 Greatest Players in NBA history ... named NBA All-Defensive First Team eight times.

# Naimsmith Basketball Hall of Fame



Ralph Sampson

## Ralph Sampson

Inducted into the Hall of Fame on Sept. 7, 2012 ... played with the Houston Rockets (1983-88), the Golden State Warriors, the Sacramento Kings and the Washington Bullets ... selected by Houston with the first pick of the 1983 NBA Draft and won NBA Rookie of the Year ... help lead the Rockets to the 1986 NBA Finals ... four-time NBA All-Star, earning MVP of the 1985 NBA All-Star Game ... was a three-time National College Player of the Year at Virginia.



Tex Winter

**Rudy Tomjanovich** Inducted into the Hall of Fame on May 15, 2021 (see pages 132-133 for further details).



Rudy Tomjanovich

## Fred "Tex" Winter

Inducted into the Hall of Fame on Aug. 12, 2011 ... was the Rockets first head coach after the team relocated to Houston (1971-73) ... architect of the famed triangle offense, or triple post, which produced nine NBA championships during his tenures with the Chicago Bulls and L.A. Lakers.



Yao Ming

## Yao Ming

Inducted into the Hall of Fame on Sept. 9, 2016 (see pages 134-135 for further details).

## Rockets NBA Honors

### NBA MVP

1979	Moses Malone
1982	Moses Malone
1994	Hakeem Olajuwon
2018	James Harden

### Finals MVP

1994	Hakeem Olajuwon
1995	Hakeem Olajuwon

### All-Star Game MVP

1985	Ralph Sampson
------	---------------

### Coach of the Year

1977	Tom Nissalke
1991	Don Chaney
2017	Mike D'Antoni

### Sixth Man of the Year

2017	Eric Gordon
------	-------------

### Rookie of the Year

1984	Ralph Sampson
2000 (tie)	Steve Francis

### Defensive Player of the Year

1993	Hakeem Olajuwon
1994	Hakeem Olajuwon

### Most Improved Player

2010	Aaron Brooks
------	--------------

### Executive of the Year

1977	Ray Patterson
2018	Daryl Morey

### J. Walter Kennedy Citizenship

1979	Calvin Murphy
2009	Dikembe Mutombo

### All-NBA

#### First Team

1979	Moses Malone
1982	Moses Malone
1987	Hakeem Olajuwon
1988	Hakeem Olajuwon
1989	Hakeem Olajuwon
1993	Hakeem Olajuwon
1994	Hakeem Olajuwon
1997	Hakeem Olajuwon

2014	James Harden
2015	James Harden
2017	James Harden
2018	James Harden
2019	James Harden
2020	James Harden

#### Second Team

1980	Moses Malone
1981	Moses Malone
1984	Ralph Sampson
1985	Ralph Sampson
1986	Hakeem Olajuwon
1990	Hakeem Olajuwon
1996	Hakeem Olajuwon
2007	Tracy McGrady
2007	Yao Ming
2009	Yao Ming
2014	Dwight Howard

#### Third Team

1991	Hakeem Olajuwon
1995	Hakeem Olajuwon
1995	Clyde Drexler
1999	Hakeem Olajuwon
2004	Yao Ming
2005	Tracy McGrady
2006	Yao Ming
2008	Tracy McGrady
2008	Yao Ming
2013	James Harden
2020	Russell Westbrook

### All-Defense

#### First Team

1987	Hakeem Olajuwon
1988	Hakeem Olajuwon
1988	Rodney McCray
1990	Hakeem Olajuwon
1993	Hakeem Olajuwon
1994	Hakeem Olajuwon
1999	Scottie Pippen

#### Second Team

1979	Moses Malone
1985	Hakeem Olajuwon
1987	Rodney McCray
1991	Hakeem Olajuwon
1996	Hakeem Olajuwon
1997	Hakeem Olajuwon
2008	Shane Battier
2009	Ron Artest
2009	Shane Battier
2014	Patrick Beverley

## All-Rookie

### First Team

1969	Elvin Hayes
1971	Calvin Murphy
1976	Joe C. Meriweather
1977	John Lucas
1984	Ralph Sampson
1985	Hakeem Olajuwon
2000	Steve Francis
2003	Yao Ming
2008	Luis Scola
2020	Jae'Sean Tate
2021	Jalen Green

### Second Team

1984	Rodney McCray
1993	Robert Horry
1997	Matt Maloney
1999	Michael Dickerson
1999	Cuttino Mobley
2002	Eddie Griffin
2006	Luther Head
2008	Carl Landry
2012	Chandler Parsons

## Player of the Week

Feb. 10, 1980	Rick Barry
Dec. 7, 1980	Mike Dunleavy
Mar. 15, 1981	Moses Malone
Mar. 29, 1981	Robert Reid
Feb. 8, 1982	Moses Malone
Mar. 29, 1982	Moses Malone
Nov. 14, 1988	Hakeem Olajuwon
Feb. 20, 1989	Hakeem Olajuwon
Mar. 5, 1990	Hakeem Olajuwon
Feb. 4, 1991	Otis Thorpe
Mar. 18, 1991	Kenny Smith
Jan. 17, 1993	Hakeem Olajuwon
Feb. 28, 1993	Hakeem Olajuwon
Apr. 11, 1993	Hakeem Olajuwon
Nov. 15, 1993	Hakeem Olajuwon
Mar. 21, 1994	Hakeem Olajuwon
Jan. 1, 1995	Hakeem Olajuwon
Feb. 5, 1995	Hakeem Olajuwon
Apr. 9, 1995	Clyde Drexler
Mar. 4, 1996	Hakeem Olajuwon
Nov. 10, 1996	Hakeem Olajuwon
Nov. 25, 1996	Charles Barkley
Jan. 24, 2000	Steve Francis
Jan. 16, 2001	Steve Francis
Mar. 19, 2001	Cuttino Mobley
Jan. 21, 2003	Steve Francis
Mar. 17, 2003	Steve Francis
Mar. 7, 2004	Yao Ming
Jan. 16, 2005	Tracy McGrady
Feb. 6, 2005	Tracy McGrady
Mar. 13, 2005	Tracy McGrady
Apr. 17, 2005	Tracy McGrady
Feb. 26, 2006	Yao Ming
Apr. 2, 2006	Yao Ming
Nov. 12, 2006	Yao Ming
Apr. 1, 2007	Yao Ming
Apr. 15, 2007	Tracy McGrady
Nov. 4, 2007	Tracy McGrady
Nov. 11, 2007	Yao Ming
Mar. 9, 2008	Tracy McGrady
Feb. 27, 2011	Kevin Martin
Mar. 20, 2011	Kyle Lowry
Apr. 8, 2012	Goran Dragic
Nov. 4, 2012	James Harden
Jan. 6, 2013	James Harden
Mar. 24, 2013	James Harden
Mar. 2, 2014	James Harden
Mar. 9, 2014	James Harden
Dec. 15, 2015	James Harden
Dec. 29, 2014	James Harden

Apr. 6, 2015	James Harden
Nov. 9, 2015	James Harden
Nov. 14, 2016	James Harden
Dec. 19, 2016	James Harden
Jan. 2, 2017	James Harden
Mar. 27, 2017	James Harden
Oct. 22, 2017	James Harden
Nov. 5, 2017	James Harden
Dec. 3, 2017	James Harden
Dec. 17, 2017	Chris Paul
Feb. 4, 2018	James Harden
Feb. 8, 2018	James Harden
Dec. 16, 2018	James Harden
Dec. 24, 2018	James Harden
Jan. 20, 2019	James Harden
Mar. 24, 2019	James Harden
Nov. 11, 2019	James Harden
Nov. 18, 2019	James Harden

## Player of the Month

Nov. 1979	Moses Malone
Feb. 1981	Calvin Murphy
Feb. 1982	Moses Malone
Nov. 1985	Hakeem Olajuwon
Apr. 1990	Hakeem Olajuwon
Jan. 1993	Hakeem Olajuwon
Apr. 1993	Hakeem Olajuwon
Nov. 1993	Hakeem Olajuwon
Feb. 1995	Hakeem Olajuwon
Nov. 2006	Yao Ming
Jan. 2008	Yao Ming
Dec. 2014	James Harden
Jan. 2015	James Harden
Apr. 2016	James Harden
Dec. 2016	James Harden
Oct./Nov. 2017	James Harden
Dec. 2018	James Harden
Jan. 2019	James Harden
Mar/Apr. 2019	James Harden
Dec. 2019	James Harden

## Coach of the Month

Jan. 1987	Bill Fitch
Feb. 1991	Don Chaney
Mar. 1991	Don Chaney
Apr. 1993	Rudy Tomjanovich
Nov. 1993	Rudy Tomjanovich
Nov. 1996	Rudy Tomjanovich
Feb. 2008	Rick Adelman
Mar. 2009	Rick Adelman
Feb. 2014	Kevin McHale
Dec. 2016	Mike D'Antoni
Oct./Nov. 2017	Mike D'Antoni
Feb. 2018	Mike D'Antoni
Dec. 2018	Mike D'Antoni
Feb. 2020	Mike D'Antoni

## Rookie of the Month

Nov. 1983	Ralph Sampson
Dec. 1983	Ralph Sampson
Jan. 1984	Ralph Sampson
Feb. 1984	Ralph Sampson
Mar. 1984	Ralph Sampson
Apr. 1984	Ralph Sampson
Dec. 1984	Hakeem Olajuwon
Feb. 1985	Hakeem Olajuwon
Mar. 1985 (tie)	Hakeem Olajuwon
Dec. 1999	Steve Francis
Mar. 2000	Steve Francis
Apr. 2000 (tie)	Steve Francis
Dec. 2002	Yao Ming
Feb. 2003	Yao Ming
Feb. 2008	Luis Scola
Mar./Apr. 2022	Jalen Green

# Rockets in All-Star Games

## Charles Barkley

Year	Site	MP	FGM-A	FTM-A	REB	AST	BL	ST	TP
Feb. 9, 1997	Cleveland								
*Injured, Did Not Play									
<b>One Selection (One as Starter)</b>									

## Clyde Drexler

Year	Site	MP	FGM-A	FTM-A	REB	AST	BL	ST	TP
Feb. 12, 1996	San Antonio	*19	5-8	0-0	2	3	0	3	11
Feb. 9, 1997	Cleveland								
Injured, Did Not Play									
<b>Two Selections (One as Starter)</b>									

## Steve Francis

Year	Site	MP	FGM-A	FTM-A	REB	AST	BL	ST	TP
Feb. 10, 2002	Philadelphia	*18	1-8	1-2	2	3	0	2	3
Feb. 9, 2003	Atlanta	*32	9-12	0-0	2	9	0	0	20
Feb. 15, 2004	Los Angeles	*23	6-9	0-0	4	4	0	0	13
<b>Three Selections (Three as Starter)</b>									
		<b>73</b>	<b>16-29</b>	<b>1-2</b>	<b>8</b>	<b>16</b>	<b>0</b>	<b>2</b>	<b>36</b>

## James Harden

Year	Site	MP	FGM-A	FTM-A	REB	AST	BL	ST	TP
Feb. 17, 2013	Houston	26	6-13	0-0	6	3	0	0	15
Feb. 16, 2014	New Orleans	*24	3-7	0-0	1	5	0	1	8
Feb. 15, 2015	New York	*27	11-16	0-0	8	8	0	2	29
Feb. 14, 2016	Toronto	21	8-14	0-0	4	3	0	0	23
Feb. 19, 2017	New Orleans	*30	4-9	0-0	7	12	0	0	12
Feb. 18, 2018	Los Angeles	*27	5-19	0-0	7	8	1	1	12
Feb. 17, 2019	Charlotte	*26	4-13	0-0	4	3	0	1	12
Feb. 16, 2020	Chicago	*18	3-9	2-4	3	6	2	1	11
<b>Eight Selections (Six as Starter)</b>									
		<b>198</b>	<b>44-100</b>	<b>2-4</b>	<b>40</b>	<b>48</b>	<b>3</b>	<b>6</b>	

## Elvin Hayes

Year	Site	MP	FGM-A	FTM-A	REB	AST	BL	ST	TP
Jan. 14, 1969	Baltimore	*21	4-9	3-3	5	0	-	-	11
Jan. 20, 1970	Philadelphia	*35	9-21	6-12	15	1	-	-	24
Jan. 12, 1971	San Diego	19	4-13	2-3	4	2	-	-	10
Jan. 18, 1972	Los Angeles	11	1-6	2-2	2	0	-	-	4
<b>Four Selections (Two as Starter)</b>									
		<b>86</b>	<b>18-49</b>	<b>13-20</b>	<b>26</b>	<b>3</b>	<b>-</b>	<b>-</b>	<b>49</b>

## Dwight Howard

Year	Site	MP	FGM-A	FTM-A	REB	AST	BL	ST	TP
Feb. 16, 2014	New Orleans	13	4-6	0-0	11	3	0	0	8
<b>One Selection</b>									

## Don Kojis

Year	Site	MP	FGM-A	FTM-A	REB	AST	BL	ST	TP
Jan. 23, 1968	New York	10	2-5	0-0	2	1	-	-	4
Jan. 14, 1969	Baltimore	*16	2-7	4-5	5	3	-	-	8
<b>Two Selections (One as Starter)</b>									
		<b>26</b>	<b>4-12</b>	<b>4-5</b>	<b>7</b>	<b>4</b>	<b>-</b>	<b>-</b>	<b>2</b>

## Moses Malone

Year	Site	MP	FGM-A	FTM-A	REB	AST	BL	ST	TP
Feb. 5, 1978	Atlanta	14	1-1	2-4	4	1	0	1	4 (East)
Feb. 4, 1979	Pontiac	*17	2-2	4-5	7	1	0	1	8 (East)
Feb. 4, 1980	Landover, MD	*31	7-12	6-12	12	2	2	1	20 (East)
Feb. 1, 1981	Cleveland	22	3-8	2-4	6	3	0	1	8
Jan. 31, 1982	E. Rutherford	20	5-11	2-6	11	0	1	1	12
<b>Five Selections (Two as Starter)</b>									
		<b>104</b>	<b>18-34</b>	<b>16-31</b>	<b>40</b>	<b>7</b>	<b>3</b>	<b>5</b>	<b>52</b>

## Jack Marin

Year	Site	MP	FGM-A	FTM-A	REB	AST	BL	ST	TP
Jan. 23, 1973	Chicago	11	2-6	0-0	4	1	-	-	4 (East)
<b>One Selection</b>									

## Tracy McGrady

Year	Site	MP	FGM-A	FTM-A	REB	AST	BL	ST	TP
Feb. 20, 2005	Denver	*24	4-13	0-0	5	5	2	3	8
Feb. 19, 2006	Houston	*27	15-26	2-7	0	2	0	1	36
Feb. 18, 2007	Las Vegas	*18	3-8	0-0	3	11	0	2	8

# Rockets in All-Star Games

Three Selections (Three as Starter)		69	22-47	2-7	8	18	2	6	52
<b>Calvin Murphy</b>									
Year	Site	MP	FGM-A	FTM-A	REB	AST	BL	ST	TP
Feb. 4, 1979	Pontiac	15	3-5	0-0	1	5	0	2	6 (East)
<b>One Selection</b>									

## Hakeem Olajuwon

Year	Site	MP	FGM-A	FTM-A	REB	AST	BL	ST	TP
Feb. 10, 1985	Indianapolis	15	2-2	2-6	5	1	2	0	6
Feb. 9, 1986	Dallas	15	1-8	1-2	5	0	2	1	3
Feb. 8, 1987	Seattle	*26	2-6	6-8	13	2	3	0	10
Feb. 7, 1988	Chicago	*28	8-13	5-7	9	2	2	2	21
Feb. 12, 1989	Astrodome	*25	5-12	2-3	7	3	2	3	12
Feb. 11, 1990	Miami	*31	2-14	4-10	16	2	1	1	8
Feb. 9, 1992	Orlando	20	3-6	1-2	4	2	1	2	7
Feb. 21, 1993	Salt Lake City	21	1-5	1-3	7	1	2	2	3
Feb. 13, 1994	Minneapolis	*30	8-15	3-6	11	2	5	2	19
Feb. 12, 1995	Phoenix	*25	6-13	0-2	11	1	2	2	13
Feb. 10, 1996	San Antonio	*14	2-8	0-0	3	0	0	0	4
Feb. 9, 1997	Cleveland	*20	5-8	1-2	3	1	1	0	11
<b>12 Selections (Eight as Starter)</b>		<b>270</b>	<b>45-110</b>	<b>26-51</b>	<b>94</b>	<b>17</b>	<b>23</b>	<b>15</b>	<b>117</b>

## Ralph Sampson

Year	Site	MP	FGM-A	FTM-A	REB	AST	BL	ST	TP
Jan. 29, 1984	Denver	16	4-7	1-2	5	0	0	0	9
Feb. 10, 1985	Indianapolis	*29	10-15	4-6	10	1	1	0	24 (MVP)
Feb. 9, 1986	Dallas	*21	7-11	2-2	4	1	0	0	16
Feb. 8, 1987	Seattle	*Injured, Did Not Play							
<b>Four Selections (Three as Starter)</b>		<b>66</b>	<b>21-33</b>	<b>7-10</b>	<b>19</b>	<b>2</b>	<b>1</b>	<b>0</b>	<b>49</b>

## Otis Thorpe

Year	Site	MP	FGM-A	FTM-A	REB	AST	BL	ST	TP
Feb. 9, 1992	Orlando	4	1-1	0-0	0	0	0	0	2
<b>One Selection</b>									

## Rudy Tomjanovich

Year	Site	MP	FGM-A	FTM-A	REB	AST	BL	ST	TP
Jan. 15, 1974	Seattle	17	2-5	0-0	5	0	0	0	4 (East)
Jan. 14, 1975	Phoenix	14	0-3	0-0	3	0	0	0	0 (East)
Feb. 3, 1976	Philadelphia	12	1-2	0-0	3	0	0	0	2 (East)
Feb. 13, 1977	Milwaukee	22	3-9	0-0	10	1	1	1	6 (East)
Feb. 4, 1979	Pontiac	*24	6-13	0-0	6	1	0	0	12 (East)
<b>Five Selections (One as Starter)</b>		<b>89</b>	<b>12-32</b>	<b>0-0</b>	<b>27</b>	<b>2</b>	<b>1</b>	<b>1</b>	<b>24</b>

## Russell Westbrook

Year	Site	MP	FGM-A	FTM-A	REB	AST	BL	ST	TP
Feb. 16, 2020	Chicago	27	2-10	2-4	3	3	0	0	6
<b>One Selection</b>									

## Yao Ming

Year	Site	MP	FGM-A	FTM-A	REB	AST	BL	ST	TP
Feb. 9, 2003	Atlanta	*17	1-1	0-0	2	0	0	0	2
Feb. 15, 2004	Los Angeles	*18	8-14	0-0	4	1	0	0	16
Feb. 20, 2005	Denver	*22	5-9	1-2	8	5	1	0	11
Feb. 19, 2006	Houston	*19	2-5	1-2	2	1	0	1	5
Feb. 18, 2007	Las Vegas	*Injured, Did Not Play							
Feb. 17, 2008	New Orleans	*13	2-5	2-2	5	1	0	0	6
Feb. 15, 2009	Phoenix	*12	1-4	0-0	3	0	1	0	2
Feb. 20, 2011	Los Angeles	*Injured, Did Not Play							
<b>Eight Selections (Eight as Starter)</b>		<b>101</b>	<b>19-38</b>	<b>4-6</b>	<b>24</b>	<b>8</b>	<b>2</b>	<b>1</b>	<b>42</b>

In 15 different years, two or more Rockets were selected - 1969: Kojis, Hayes; 1979: Malone, Murphy, Tomjanovich; 1985: Olajuwon, Sampson; 1986: Olajuwon, Sampson; 1987: Olajuwon, Sampson; 1992: Olajuwon, Thorpe; 1996: Drexler, Olajuwon; 1997: Barkley, Drexler, Olajuwon; 2003: Francis, Yao; 2004: Francis, Yao; 2005: McGrady, Yao; 2006: McGrady, Yao; 2007: McGrady, Yao; 2014: Harden, Howard; 2020: Harden and Westbrook. In 1969, 1979, 1987, 1996, 1997, 2003, 2004, 2005, 2006 and 2007, two Rockets were voted starters.

# Rockets on U.S. Teams

## Olympics

1996 Charles Barkley, Hakeem Olajuwon  
2000 Head Coach Rudy Tomjanovich  
2012 James Harden

## World Championships

1998 Head Coach Rudy Tomjanovich,  
2006 Shane Battier  
2014 James Harden

## Rockets All-Decade Teams

### 1970s

**Forward** Elvin Hayes  
**Forward** Rudy Tomjanovich  
**Center** Moses Malone  
**Guard** Mike Newlin  
**Guard** Calvin Murphy

### 1980s

**Forward** Robert Reid  
**Forward** Ralph Sampson  
**Center** Hakeem Olajuwon  
**Guard** Rodney McCray  
**Guard** John Lucas Jr.

### 1990s

**Forward** Mario Elie  
**Forward** Robert Horry  
**Center** Hakeem Olajuwon  
**Guard** Clyde Drexler  
**Guard** Kenny Smith

### 2000s

**Forward** Shane Battier  
**Forward** Luis Scola  
**Center** Yao Ming  
**Guard** Tracy McGrady  
**Guard** Steve Francis

# Dates & Deals

(Names in parentheses indicate players drafted)

## 1967

- Jan. 11** San Diego Rockets admitted as 12<sup>th</sup> NBA member.
- Mar. 29** **Jack McMahon** named general manager and head coach.
- May 1** In the 1967 expansion draft, the Rockets selected **John Barnhill** and **Johnny Green** (Baltimore), **Jim Barnett** and **Toby Kimball** (Boston), **Don Kojis** (Chicago), **Jon McGlocklin** and **Jim Ware** (Cincinnati), **Henry Finkel** and **John Block** (Los Angeles) and **Dave Gambee** (Philadelphia).

## 1968

- Jan. 11** Traded **Johnny Green** to Philadelphia for cash and 1968 4<sup>th</sup> round pick (**Darryl Jones**).
- May 6** In the 1968 expansion draft, the Milwaukee Bucks selected **Jon McGlocklin** and **Dave Gambee** from the Rockets and the Phoenix Suns took **John Barnhill**.
- June 18** **Pete Newell** named general manager.

## 1969

- Aug. 22** Traded **Henry Finkel** to Boston for cash.
- Dec. 10** **Alex Hannum** named head coach.

## 1970

- Apr. 15** Traded **Don Kojis** to Seattle for cash.
- May 11** In the 1970 expansion draft, the Portland Trail Blazers selected **Rick Adelman** and **Pat Riley** from the Rockets and the Cleveland Cavaliers took **Bobby Smith**.
- May 11** Traded **Jim Barnett** to Portland for **Larry Siegfried**.
- Sept. 10** Traded **Art Williams** to Boston for 1971 5<sup>th</sup> round pick (**Greg Nelson**).
- Dec. 9** Traded cash and 1971 3<sup>rd</sup> round pick (**Jackie Ridgley**) to Cleveland for **John Egan**.

## 1971

- May 14** **Tex Winter** named head coach.
- June 9** Traded 1973 2<sup>nd</sup> round pick (**Kevin Stacom**) to Chicago for **Dick Gibbs**.
- June 23** Rockets move from San Diego to Houston.
- July 30** Traded **Toby Kimball** to Milwaukee for cash.
- Sept. 12** Traded **John Block** to Milwaukee for **Dick Cunningham**.
- Nov. 9** Traded **Don Adams** and **Larry Siegfried** to Atlanta for **Jim Davis** and **John Vallely**.
- Dec. 9** Traded **Curtis Perry** and 1972 1<sup>st</sup> round pick (**Russell Lee**) to Milwaukee for **Greg Smith** and 1973 3<sup>rd</sup> round pick (**E.C. Coleman**).
- Dec. 10** Traded **Jim Davis** to Detroit for 1972 1<sup>st</sup> round pick (**Bob Nash**).

## 1972

- Apr. 8** Traded 1972 1<sup>st</sup> round pick (**Bob Nash**) to Phoenix for **Otto Moore**.
- May 1** **Ray Patterson** named President and General Manager.
- June 23** Traded **Elvin Hayes** to Baltimore for **Jack Marin**.
- Aug. 1** Traded **Stu Lantz** to Detroit for **Jimmy Walker**.
- Sept. 18** Traded cash to Seattle for **Zaid Abdul Aziz**.
- Sept. 19** Traded **Dick Cunningham** to Milwaukee for cash. Sent **John Gianelli** to New York for cash.
- Sept. 22** Traded cash and 1973 3<sup>rd</sup> round pick (**James Lister**) to Cleveland for **Steve Hawes**.
- Oct. 27** Traded **Greg Smith** to Portland for **Stan McKenzie**.
- Nov. 2** Traded **Dick Gibbs** to Kansas City for cash.

## 1973

- Jan. 21** **John Egan** named head coach.
- Oct. 29** Traded **Jimmy Walker** to Kansas City for **Matt Guokas**.
- Nov. 11** Traded **Otto Moore** to Kansas City for **Ron Riley**.
- Feb. 1** Traded **Matt Guokas** and **Jack Marin** to Buffalo for **Kevin Kunnert** and **Dave Wohl**.

## 1974

- May 20** In the 1974 expansion draft, the New Orleans Jazz selected **E.C. Coleman** from the Rockets.

## 1975

- Nov. 1** The Summit (Compaq Center) opens.
- Nov. 2** First Game in The Summit: Houston 104, Milwaukee 89; **Rudy Tomjanovich** scores 28 to lead the Rockets; 7,142 in attendance.
- Nov. 13** Traded **Steve Hawes** to Portland for **John Johnson**.

## 1976

- Apr. 20** **Tom Nissalke** named head coach.
- June 7** Traded **Joe Meriweather** and **Gus Bailey** to Atlanta for **Dwight Jones** and exchange of 1<sup>st</sup> round picks (**Armond Hill**), giving Rockets top pick of 1976 NBA Draft (**John Lucas**).
- Oct. 25** Traded 1977 1<sup>st</sup> round pick (**Wesley Cox**) and 1978 1<sup>st</sup> round pick (**Michael Ray Richardson**) and cash to Buffalo for **Moses Malone**.

## 1977

- Jan. 8** Traded **Dave Wohl** to New Jersey for cash and 1978 4<sup>th</sup> round pick (**Jackie Robinson**).
- June 9** Traded **John Johnson** to Boston for 1977 2<sup>nd</sup> round pick (**Larry Moffett**) and 1978 2<sup>nd</sup> round pick (**Buster Mathoney**).
- Aug. 10** Traded **Tom Owens** to Portland for **Robin Jones**.
- Oct. 18** **John Johnson** returned by Commissioner Lawrence F. O'Brien with Rockets retaining Boston's 1977 and 1978 2<sup>nd</sup> round picks.
- Oct. 22** Traded **John Johnson** to Seattle for 1979 2<sup>nd</sup> round pick (**Paul Mokeski**) and 1980 2<sup>nd</sup> round pick (**Billy Williams**).
- Dec. 9** **Rudy Tomjanovich** suffers facial fracture at Los Angeles.
- Dec. 16** Traded 1978 2<sup>nd</sup> round pick (**Rick Wilson**) and 1979 2<sup>nd</sup> round pick (**Larry Wilson**) to Atlanta for **Ron Behagen**.
- Dec. 22** Traded **Ron Behagen** to Indiana for **Alonzo Bradley**.

## 1978

- June 9** **Kevin Kunnert** signed as free agent by Boston; Houston receives cash and 1981 2<sup>nd</sup> round pick (**Ed Turner**).
- June 17** Signed free agent **Rick Barry** from Golden State.
- July 26** Traded **C.J. Kupec** to Milwaukee for 1979 4<sup>th</sup> round (**Sammy Drummer**).
- Sept. 5** **John Lucas** and \$100,000 compensation to Golden State for **Rick Barry**.
- Sept. 21** Traded 1981 1<sup>st</sup> round pick (**Danny Schayes**) to New Orleans for **Slick Watts**.

## 1979

- May 25** Rockets purchased by partnership headed by **George J. Maloof**.
- June 7** **Del Harris** named head coach.
- July 16** Signed free agent **Tom Henderson** from



Washington; teams agree on 1980 1<sup>st</sup> round pick as compensation.  
**Oct. 12** Traded **Mike Newlin** to New Jersey for cash and 1980 2<sup>nd</sup> round pick (**John Stroud**).

## 1980

**Jan. 17** Traded **John Shumate**, 1980 3<sup>rd</sup> round pick (**Lavon Mercer**) and cash to San Antonio for **Billy Paultz**.  
**May 28** In the 1980 expansion draft, the Dallas Mavericks selected **Alonzo Bradley** from the Rockets.  
**June 10** Traded 1982 2<sup>nd</sup> round pick (**Wayne Sappleton**) to Chicago for **Calvin Garrett**.  
**Sept. 12** **Rick Barry** retires after 14 pro seasons.  
**Oct. 7** Traded **Paul Mokeski** to Detroit for 1982 2<sup>nd</sup> round pick (**Richard Anderson**).  
**Nov. 29** **George J. Maloof**, 57, died in Albuquerque, NM.  
**Dec. 23** **Gavin P. Maloof**, 24, becomes president of the Rockets.

## 1981

**June 9** Traded 1981 2<sup>nd</sup> round pick (**Charles Davis**) and 1983 2<sup>nd</sup> round pick (**Sidney Lowe**) to Washington for **Elvin Hayes**.  
**Oct. 2** **Rudy Tomjanovich** retires after 11 seasons with Rockets.

## 1982

**Jan. 28** **Rudy Tomjanovich's** #45 is retired by the Rockets organization.  
**June 15** **Charlie Thomas** purchases the Rockets.  
**June 28** Traded 1982 2<sup>nd</sup> round pick (**Jeff Taylor**) to San Diego for **Joe Bryant**.  
**Aug. 25** NBA approves sale of Rockets to **Charlie Thomas**.  
**Sept. 15** Traded **Moses Malone** to Philadelphia for **Caldwell Jones** and Cleveland's 1983 1<sup>st</sup> round pick (**Rodney McCray**).  
**Oct. 1** **Robert Reid** retires after five seasons with Rockets.  
**Oct. 5** Traded 1984 2<sup>nd</sup> round pick (**Cory Blackwell**) to Seattle for **Wally Walker**.  
**Oct. 16** Traded free agent **Mike Dunleavy's** rights to San Antonio for 1983 2<sup>nd</sup> round pick (**Horace Owens**).  
**Oct. 18** Traded free agent **Bill Willoughby's** rights to San Antonio for 1985 2<sup>nd</sup> round pick (**Yvon Joseph**).  
**Nov. 12** Traded 1983 and 1985 2<sup>nd</sup> round draft picks (acquired from San Antonio for rights to **Mike Dunleavy** and **Bill Willoughby**) to New Jersey for **James Bailey**.

## 1983

**Apr. 22** **Del Harris** resigns as head coach.  
**May 19** Rockets call heads to win coin flip for top draft pick.  
**June 1** **Bill Fitch** named head coach.  
**June 28** Rockets select **Ralph Sampson** first in college draft, **Rodney McCray** third.  
**Aug. 30** Signed free agent **Lewis Lloyd**; Golden State receives 1985 2<sup>nd</sup> round pick (**Bobby Lee Hurt**).  
**Sept. 30** Signed free agent **Phil Ford**; Milwaukee received 1984 6<sup>th</sup> round pick (**McKinley Singleton**) and cash.  
**Oct. 17** **Robert Reid** returns after one year absence.

**Mar. 17** **Calvin Murphy's** #23 is retired by the Rockets organization.  
**May 23** Rockets win coin flip (Portland calls tails) for top draft pick (**Hakeem Olajuwon**).  
**Aug. 11** Traded **Caldwell Jones** to Chicago for **Mitchell Wiggins**, 1985 2<sup>nd</sup> round pick (**Tyrone Corbin**) and 3<sup>rd</sup> round pick (**Michael Payne**).  
**Aug. 16** **Gary Bradley** of Austin purchases 20 percent interest in team.  
**Aug. 29** Traded 1985 3<sup>rd</sup> round pick (**Kenny Perry**) to L.A. Clippers for **Hank McDowell**.  
**Oct. 4** Traded **James Bailey** and 1985 2<sup>nd</sup> round pick (**Yvon Joseph**) to San Antonio for **John Lucas** and 1985 3<sup>rd</sup> round pick (**Sam Mitchell**).

## 1985

**Aug. 2** Traded 1987 3<sup>rd</sup> round pick (**Sean Couch**) to Indiana for **Granville Waiters**.

## 1986

**Oct. 9** Sign free agent **Richard Anderson**; Denver received 1988 3<sup>rd</sup> round pick (**Dwight Boyd**).  
**Oct. 23** Traded **Granville Waiters** to Chicago for 1989 2<sup>nd</sup> round pick (**Chucky Brown**).  
**Dec. 8** Traded 1989 2<sup>nd</sup> round pick (**Chucky Brown**) to Cleveland for **Dirk Minniefield**.

## 1987

**Jan. 17** Traded 1987 1<sup>st</sup> round pick (**Joe Wolf**) and 1989 3<sup>rd</sup> round pick to L.A. Clippers for **Cedric Maxwell**.  
**Oct. 9** Traded 1988 2<sup>nd</sup> round pick (**Keith Smart**) to Golden State for **Lester Conner**.  
**Nov. 5** Traded **Dave Feitl**, non-lottery 1<sup>st</sup> round pick (**Dana Barros**, 1989) and cash to Golden State for **Purvis Short**; Gave up rights to match an offer sheet given to free agent guard **Dirk Minniefield**.  
**Dec. 12** Traded **Ralph Sampson** and **Steve Harris** to Golden State for **Joe Barry Carroll**, **Eric Floyd** and cash, which marked the first time that the first picks in an NBA draft had been traded for each other (Carroll 1980, Sampson 1983).

## 1988

**June 6** **Bill Fitch** relieved as head coach.  
**June 13** **Don Chaney** named head coach.  
**June 23** In the 1988 expansion draft, the Miami Heat selected **Andre Turner** from the Rockets.  
**July 15** Traded **Robert Reid** and 1990 2<sup>nd</sup> round pick (**Steve Scheffler**) to Charlotte for **Bernard Thompson**.  
**July 19** Signed **Mike Woodson**, the Rockets first free agent signee under new collective bargaining agreement.  
**Aug. 1** **John Killilea** hired as assistant coach/player personnel.  
**Oct. 7** Traded **Cedric Maxwell** to Washington for **Jim Grandholm**.  
**Oct. 11** Traded **Rodney McCray** and **Jim Petersen** to Sacramento for **Otis Thorpe**.  
**Nov. 2** Traded **Joe Barry Carroll** and **Lester Conner** to New Jersey for **Tim McCormick**, **Frank Johnson**, **Tony Brown** and **Lorenzo Romar**.

- 1989**
- Feb. 3** **Calvin Murphy** hired as assistant coach/shooting and community relations.
- June 15** In the 1989 expansion draft, the Orlando Magic selected **Frank Johnson** from the Rockets.
- July 11** Signed **Larry Smith**.
- Aug. 2** Signed **Adrian Caldwell** and **Byron Dinkins**.
- Aug. 15** Traded cash to San Antonio for **Anthony Bowie**.
- Aug. 17** Signed **John Lucas**, marking the fourth time he had signed with Rockets.
- Sept. 11** **Steve Patterson** named General Manager. **Ray Patterson** retains title of President.
- Sept. 21** Signed **Lewis Lloyd**.
- Sept. 25** Signed **Mitchell Wiggins**.
- Sept. 26** Signed **Chuck Nevitt**.
- 1990**
- Feb. 21** Traded cash to San Antonio for **Vernon Maxwell**.
- Feb. 21** Traded **Derrick Chievous** to Cleveland for 1991 2<sup>nd</sup> round pick (**Zan Tabak**), 1992 2<sup>nd</sup> round pick (**Curtis Blair**), and 1993 2<sup>nd</sup> round pick from Boston via New Jersey (**Richard Petruska**).
- Feb. 27** Signed **Lewis Lloyd** to 10-day contract.
- Mar. 9** Signed **Lewis Lloyd** to a second 10-day contract.
- Mar. 20** Signed **Lewis Lloyd** for remainder of season.
- June 27** Traded **Alec Kessler** to Miami for rights to **Dave Jamerson** (No. 15, 1<sup>st</sup> Round) and **Carl Herrera** (No. 30, 2<sup>nd</sup> Round).  
Re-signed **Eric Floyd**.
- July 2** **Ray Patterson** retires as President.
- Aug. 29** **E.C. "Ed" Schmidt** named fourth president in franchise history.
- Sept. 1** Traded **Tim McCormick** and **John Lucas** to Atlanta for **Kenny Smith** and **Roy Marble**.
- Sept. 27** Traded **Tim McCormick** and **John Lucas** to Atlanta for **Kenny Smith** and **Roy Marble**.
- Oct. 11** Signed **Dave Jamerson**.
- 1991**
- May 23** **Don Chaney** named NBA Coach of the Year; signs multi-year contract.
- June 26** Traded **Keith Hughes** to Cleveland in exchange for a 1996 2<sup>nd</sup> round pick and cash.
- July 1** Tendered qualifying offers to restricted free agents **Kenny Smith**, **David Wood**, **Matt Bullard** and **Kennard Winchester**; did not make a qualifying offer to **Dave Feitl**.
- July 17** Assistant coaches **Carroll Dawson**, **Rudy Tomjanovich** and **John Killilea** signed to multi year extensions.
- Aug. 23** Waived **Adrian Caldwell** for purpose of allowing him to sign with Cantu of Italian A1 League; he had reached an agreement with the Rockets to be released from the final year of his two-year contract.
- Sept. 3** Signed **John Turner**.
- Oct. 2** Signed **Carl Herrera**.
- Oct. 11** Signed **Vernon Maxwell** to contract extension; also signed **Tree Rollins** and **Matt Bullard**.
- Oct. 23** Re-signed **Kenny Smith**.
- 1992**
- Feb. 18** **Don Chaney** relieved as head coach; **Rudy Tomjanovich** promoted to interim head coach.
- Feb. 23** **Bill Berry** hired as assistant coach.
- Mar. 23** Placed **Hakeem Olajuwon** on suspended list.
- Mar. 31** Activated **Hakeem Olajuwon** from suspended list.
- May 20** **Rudy Tomjanovich** named head coach; **Carroll Dawson** and **Bill Berry** retained as assistants.
- June 15** **Joe Ash** hired as scout and **Jim Boylen** hired as video coordinator.
- July 1** Tendered qualifying offers to restricted free agents **Matt Bullard**, **Carl Herrera**, **Avery Johnson** and **David Wood**; did not extend qualifying offer to **Buck Johnson**; **Tree Rollins**, **Larry Smith** and **Buck Johnson** each became an unrestricted free agent.
- July 2** Traded two future 2<sup>nd</sup> round picks (1993, 1996) to Orlando for **Greg Kite**.
- July 20** Signed **Robert Horry**.
- July 20** **July 20** July 2 trade between Houston and Orlando rescinded due to **Greg Kite's** failure to pass Rockets physical.
- Aug. 21** Waived **John Turner** for purpose of allowing him to sign with Spain's CAI Zaragoza.
- Sept. 25** Traded 1995 2<sup>nd</sup> round pick to Minnesota for **Scott Brooks**.
- Oct. 5** Traded **David Wood** to San Antonio for a 1995 2<sup>nd</sup> round pick.
- 1993**
- Mar. 15** **Hakeem Olajuwon** signed to a contract extension.
- June 30** Selected **Sam Cassell** with 24<sup>th</sup> pick, **Richard Petruska** with 46<sup>th</sup> pick and **Marcelo Nicola** with 50<sup>th</sup> pick in 1993 NBA Draft. Acquired draft rights to **Eric Riley** from Dallas for draft rights to **Ron "Popeye" Jones**.
- July 30** **Leslie L. Alexander** purchases franchise from **Charlie Thomas**.
- Aug. 2** Waived **Eric Floyd**. Acquired **Mario Elie** from Portland for a 1995 2<sup>nd</sup> round pick the Rockets acquired from San Antonio for **David Wood** on Oct. 5, 1992.
- Aug. 17** Signed **Sam Cassell**, **Richard Petruska** and **Eric Riley**.
- Aug. 30** **Tod Leiweke** named President of franchise; **Steve Patterson** relieved of duties as General Manager.
- Sept. 16** **Larry Smith** hired as assistant coach.
- Oct. 7** Signed **Ashraf Amaya** and **Scott Meents**.
- Nov. 1** Waived **Dave Jamerson**.
- Nov. 2** Waived **Ashraf Amaya** and **Scott Meents**.
- Nov. 10** Head Coach **Rudy Tomjanovich** signed to a contract extension.
- 1994**
- Jan. 31** **Tod Leiweke** resigns as President; **John Thomas** promoted to Executive Vice President of Business Operations.
- Feb. 4** Acquired **Sean Elliott** from Detroit for **Robert Horry**, **Matt Bullard** and future considerations.
- Feb. 6** Trade of Feb. 4 nullified due to **Sean Elliott's** not passing Rockets physical.
- Apr. 1** Signed **Larry Robinson** to 10-day contract.
- Apr. 12** Signed **Larry Robinson** to a second 10-day contract.
- Apr. 19** Signed **Chris Jent** for the remainder of season.
- Apr. 21** Signed **Earl Cureton** and **Larry Robinson** for the rest of the season.
- Apr. 29** **Bob Weinhauer** hired as Vice President of Basketball Operations.
- June 22** **Rockets win first NBA Championship with 90-84 win over the New York Knicks in Game Seven of the NBA Finals.**
- June 29** Selected **Albert Burditt** in the 1994 NBA Draft.
- July 20** Signed 1991 2<sup>nd</sup> round pick **Zan Tabak**.
- Sept. 20** Signed **Adrian Caldwell**.
- Sept. 21** Signed **Tim Breaux** and **Larry Robinson**.
- Oct. 4** Signed **Mario Elie** to a multi-year contract extension. Tendered a qualifying offer to **Chris Jent**.

Oct. 14 Waived **Albert Burditt** and **Larry Robinson**.  
 Nov. 29 Waived **Adrian Caldwell**. Signed **Pete Chilcutt**.  
 Dec. 1 Waived **Chris Jent**.  
 Dec. 12 Waived **Eric Riley**.

## 1995

Feb. 1 Signed **Chucky Brown** to 10-day contract.  
 Feb. 14 Signed **Chucky Brown** to a second 10-day contract. Acquired **Clyde Drexler** and **Tracy Murray** from the Portland Trail Blazers in exchange for **Otis Thorpe** and the 1993 2<sup>nd</sup> round draft rights of **Marcelo Nicola**.  
 Feb. 23 Acquired **Morlon Wiley** and a 1995 2<sup>nd</sup> round pick from the Dallas Mavericks in exchange for **Scott Brooks**.  
 Feb. 24 Signed **Chucky Brown** for the remainder of the season. Waived **Morlon Wiley**.  
 Mar. 2 Signed **Charles Jones** to 10-day contract.  
 Apr. 22 Signed **Charles Jones** for the remainder of the season.  
 June 14 **Rockets win second consecutive NBA Championship with 113-101 win over the Orlando Magic in Game Four of the NBA Finals.**  
 June 25 In the 1995 expansion draft, the Toronto Raptors selected **Zan Tabak** from the Rockets.  
 June 28 Selected **Erik Meek** with the 41<sup>st</sup> pick of the 1995 NBA Draft.  
 Sept. 25 Signed **Eldridge Recasner**.  
 Sept. 27 Signed **Pete Chilcutt** to a contract extension.  
 Sept. 29 Signed **Mark Bryant**.  
 Oct. 3 Signed **Chucky Brown** and **Charles Jones** to multi-year contract extensions.  
 Oct. 5 Signed **Ricky Blanton**, **Alvin Hegg**, **Tony Watson** and **Tremaine Wingfield**.  
 Oct. 13 Waived **Tony Watson** and **Tremaine Wingfield**.  
 Oct. 16 Waived **Ricky Blanton**.  
 Nov. 19 Waived **Alvin Hegg**.  
 Nov. 27 Signed **Clyde Drexler** to a contract extension.

## 1996

Jan. 11 Signed Head Coach **Rudy Tomjanovich** to a multi-year contract extension.  
 Jan. 20 Signed **Henry James** to 10-day contract.  
 Jan. 30 Signed **Henry James** to a second 10-day contract.  
 Feb. 12 Signed **Sam Mack** to 10-day contract.  
 Feb. 22 Signed **Sam Mack** to a second 10-day contract.  
 Signed **Jaren Jackson** to 10-day contract.  
 Mar. 3 Signed **Sam Mack** for the remainder of the season. Signed **Jaren Jackson** to a second 10-day contract.  
 Mar. 5 Signed **Melvin Booker** to 10-day contract.  
 Mar. 13 Signed **Tracy Moore** to 10-day contract.  
 Mar. 15 Signed **Melvin Booker** to a second 10-day contract.  
 Mar. 23 Signed **Tracy Moore** to a second 10-day contract.  
 Mar. 27 Signed **Melvin Booker** for the remainder of the season.  
 Apr. 3 Signed **Tracy Moore** for the remainder of the season.  
 June 19 Traded **Pete Chilcutt**, **Tim Breaux**, two 1996 picks and a 1997 pick to the Vancouver Grizzlies for two 1996 draft picks and one 1997 pick.  
 June 26 Selected **Othella Harrington** with 30<sup>th</sup> pick, **Randy Livingston** with 42<sup>nd</sup> pick and **Terrell Bell** with the 50<sup>th</sup> pick of the 1996 NBA Draft.  
 June 28 Signed **Emanuel Davis**.

July 15 Signed **Hakeem Olajuwon** to a contract extension.  
 July 16 Signed **Brent Price**. Renounced the rights to **Melvin Booker**, **Earl Cureton**, **Eldridge Recasner** and **Kenny Smith**.  
 July 26 **Robert Barr** promoted to Senior Executive Vice President of Basketball Affairs. **Carroll Dawson** promoted to Executive Vice President of Basketball. **Jim Boylen** promoted to Assistant Coach. **Mike Wells** promoted to Video Coordinator.  
 Aug. 13 Re-signed **Mario Elie**.  
 Aug. 19 Traded **Chucky Brown**, **Mark Bryant**, **Sam Cassell** and **Robert Horry** to the Phoenix Suns for **Charles Barkley** and a 2<sup>nd</sup> round pick in the 1999 NBA Draft.  
 Signed **Kevin Willis**.  
 Aug. 28 Re-signed **Charles Jones**, **Sam Mack** and **Tracy Moore**.  
 Aug. 30 **Bob Weinhauer** resigns as Vice President of Basketball Operations.  
 Oct. 1 Signed **Matt Bullard**, **Matt Maloney**, **Joe Stephens**, **Othella Harrington**, **Randy Livingston** and **Terrell Bell**.  
 Oct. 30 Waived **Terrell Bell** and **Joe Stephens**.  
 Nov. 27 Signed **Elmer Bennett**.  
 Dec. 23 Waived **Elmer Bennett**.

## 1997

Feb. 12 Signed **Joe Stephens** to 10-day contract.  
 Feb. 20 NBA voided **Joe Stephens'** 10-day contract due to the league's agreement with FIBA.  
 Mar. 1 Signed **Sedale Threatt** for the remainder of the season. Waived **Tracy Moore**.  
 Mar. 3 Signed **Eddie Johnson** for the remainder of the season.  
 June 25 Selected **Rodrick Rhodes** with the 24<sup>th</sup> pick and **Serge Zwick** with the 30<sup>th</sup> pick of the 1997 NBA Draft.  
 July 2 Re-signed **Emanuel Davis**.  
 July 10 Signed **Rodrick Rhodes** and **Serge Zwick**.  
 July 23 Re-signed **Othella Harrington**.  
 July 26 Signed **Joe Stephens**.  
 Aug. 1 Signed Head Coach **Rudy Tomjanovich** to a contract extension.  
 Aug. 12 Re-signed **Eddie Johnson**.  
 Aug. 15 Re-signed **Matt Maloney**.  
 Sept. 8 Re-signed **Matt Bullard**.  
 Oct. 1 Re-signed **Sam Mack**. Signed **Doug Brandt**. Renounced the rights to **Sedale Threatt**.  
 Oct. 2 Re-signed **Randy Livingston**.  
 Oct. 28 Waived **Doug Brandt**. Acquired a 2<sup>nd</sup> round pick for the 1999 or 2000 NBA Draft from Vancouver in exchange for **Sam Mack**.  
 Oct. 30 Waived **Randy Livingston**.  
 Nov. 25 Signed **Charles Jones**.

## 1998

Mar. 18 **Clyde Drexler** announces that he will retire at the conclusion of the 1997-98 season to assume the head basketball coaching position at the University of Houston.  
 Apr. 19 **Moses Malone's** #24 is retired by the Rockets organization.  
 June 9 Traded **Kevin Willis** to the Toronto Raptors for **Roy Rogers** and two first round picks in the 1998 NBA Draft.  
 June 24 Selected **Michael Dickerson** with the 14<sup>th</sup> pick, **Bryce Drew** with the 16<sup>th</sup> pick, **Mirsad Turkcan** with the 18<sup>th</sup> pick and **Cuttino Mobley** with the 41<sup>st</sup> pick of the 1998 NBA Draft.  
 Sept. 29 **George Postolos** hired as chief operating officer.

## 1999

- Jan. 22** Re-signed **Charles Barkley**. Traded the draft rights for **Mirsad Turkcan** to the Philadelphia 76ers for a conditional 1<sup>st</sup> round draft pick. Traded **Roy Rogers** and a 2<sup>nd</sup> round pick in the 1999 NBA Draft to the Chicago Bulls for **Scottie Pippen**. Renounced the rights to **Emanuel Davis**, **Mario Elie**, **Charles Jones**, **Joe Stephens** and **Serge Zwikker**.
- Jan. 23** Re-signed **Matt Bullard**, **Othella Harrington**, **Eddie Johnson** and **Matt Maloney**. Signed free agents **Antoine Carr**, **John Coker** and **Anthony "Pig" Miller**.
- Jan. 23** Signed **Michael Dickerson**, **Bryce Drew** and **Cuttino Mobley**.
- Feb. 5** Signed **Stanley Roberts**.
- Feb. 16** Waived **John Coker**.
- Feb. 18** Rockets Head Coach **Rudy Tomjanovich** named head coach of the USA Basketball Team, which will participate in the 1999 qualification tournament for the 2000 Olympic Games.
- Mar. 11** Traded **Rodrick Rhodes** to the Vancouver Grizzlies for **Sam Mack**.
- June 30** Selected **Kenny Thomas** with the 22<sup>nd</sup> pick, **Tyrone Washington** with the 44<sup>th</sup> pick and **Venson Hamilton** with the 50<sup>th</sup> pick of the 1999 NBA Draft.
- Aug. 11** **Robert Barr** resigns his post as Sr. Executive Vice-President of Basketball Affairs.
- Aug. 13** Signed **Kenny Thomas**.
- Aug. 27** Acquired the draft rights to **Steve Francis** along with **Tony Massenburg** from Vancouver and **Don MacLean** and a future 1<sup>st</sup> round pick from Orlando in a three-way, 11-player trade. In exchange for the players and draft pick, the Rockets traded **Antoine Carr**, **Michael Dickerson**, **Othella Harrington**, **Brent Price** and a future 1<sup>st</sup> round pick to Vancouver while Orlando acquired **Lee Mayberry**, **Makhtar Ndiaye**, **Rodrick Rhodes** and **Michael Smith** from Vancouver. The Grizzlies also received a future 2<sup>nd</sup> round pick from Orlando.
- Sept. 1** Signed **Steve Francis**.
- Sept. 2** Signed **Thomas Hamilton**.
- Sept. 29** Signed **Shandon Anderson**.
- Oct. 2** Traded **Scottie Pippen** to the Portland Trail Blazers for **Stacey Augmon**, **Kelvin Cato**, **Ed Gray**, **Carlos Rogers**, **Brian Shaw** and **Walt Williams**.
- Oct. 4** Re-signed **Charles Barkley**. Waived **Eddie Johnson**. **Mike Wells** promoted to Assistant Coach. **Dennis Lindsey** promoted to Director of Player Personnel.
- Oct. 5** Waived **Ed Gray** and **Brian Shaw**.
- Oct. 12** Waived **Stacey Augmon**.
- Oct. 24** **Charles Barkley** announces that he will retire at the conclusion of the 1999-2000 season.
- Oct. 28** Signed **Kelvin Cato** to a contract extension.
- Nov. 1** Waived **Matt Maloney** and **Don MacLean**.
- Dec. 10** Signed **Devin Gray**.

## 2000

- Jan. 5** Waived **Devin Gray**.
- Jan. 6** Signed **Anthony "Pig" Miller** to 10-day contract.
- Jan. 7** Signed **Devin Gray** to 10-day contract.
- Jan. 13** Signed **Bill Curley** to a 10-day contract.
- Jan. 16** Signed **Anthony "Pig" Miller** to a second 10-day contract.

- Jan. 17** Signed **Devin Gray** to a second 10-day contract.
- Jan. 23** Signed **Bill Curley** to a second 10-day contract.
- Jan. 26** Signed **Anthony "Pig" Miller** for the remainder of the season.
- Jan. 27** Signed **Devin Gray** for the remainder of the season.
- Feb. 3** **Clyde Drexler's** #22 is retired by the Rockets organization.
- Feb. 8** Signed **Martyn "Moochie" Norris** to 10-day contract.
- Feb. 18** Signed **Martyn "Moochie" Norris** to a second 10-day contract.
- Feb. 28** Signed **Martyn "Moochie" Norris** for the remainder of the season.
- March 4** Signed Head Coach **Rudy Tomjanovich** to a contract extension.
- June 28** Selected **Joel Przybilla** with 9<sup>th</sup> pick and **Eduardo Najera** with the 38<sup>th</sup> pick in the 2000 NBA Draft. Acquired draft rights to **Jason Collier** (15<sup>th</sup> pick) and a future 1<sup>st</sup> round pick from Milwaukee for draft rights to **Joel Przybilla**. Acquired draft rights to **Dan Langhi** (31<sup>st</sup> pick) from Dallas for draft rights to **Eduardo Najera** and a future 2<sup>nd</sup> round pick.
- July 17** Signed **Jason Collier** and **Dan Langhi**.
- Aug. 2** Re-signed **Cuttino Mobley**.
- Aug. 25** Signed **Maurice Taylor**.
- Sept. 28** Acquired a conditional future 1<sup>st</sup> round pick or two future 2<sup>nd</sup> round picks from Chicago in exchange for **Bryce Drew**.
- Oct. 2** Signed **Stais Boseman**, **Lorenzo Johnson** and **Rayford Young**.
- Oct. 15** Waived **Lorenzo Johnson** and **Rayford Young**.
- Oct. 30** Waived **Stais Boseman**.
- Dec. 1** Signed General Manager **Carroll Dawson** to a multi-year contract extension.
- Dec. 8** Signed **Anthony "Pig" Miller**.
- Dec. 28** Waived **Anthony "Pig" Miller**.

## 2001

- Feb. 28** Signed **Sean Colson** to 10-day contract.
- Mar. 10** Signed **Sean Colson** to a second 10-day contract.
- Mar. 20** Signed **Sean Colson** for the remainder of the season.
- June 2** Traded the 22<sup>nd</sup> pick in the 2001 NBA Draft to Orlando in exchange for the 23<sup>rd</sup> pick. In accordance with the guidelines in the trade agreement, the Magic will accept the 18<sup>th</sup> pick in the draft from Phoenix and convey it to Houston.
- June 27** Selected **Richard Jefferson** (13<sup>th</sup> pick), **Jason Collins** (18<sup>th</sup> pick) and **Brandon Armstrong** (23<sup>rd</sup> pick) in the 2001 NBA Draft. Acquired draft rights to **Eddie Griffin** (7<sup>th</sup> pick) from New Jersey for draft rights to **Jefferson**, **Collins** and **Armstrong**. Acquired draft rights to **Terence Morris** (34<sup>th</sup> pick) from Atlanta for a future 1<sup>st</sup> round pick.
- July 2** Did not exercise team option on **Carlos Rogers**. In addition, **Shandon Anderson** and **Maurice Taylor** decided not to exercise player options on their contracts.
- Aug. 2** Acquired a future 1<sup>st</sup> round draft pick (**Bostjan Nachbar**) and a future 2<sup>nd</sup> round draft pick (**Tito Maddox**) from Toronto in exchange for **Hakeem Olajuwon**.

- Aug. 10** Acquired **Glen Rice** from the New York Knicks and the draft rights to **Kyle Hill** from the Dallas Mavericks in exchange for **Shandon Anderson**. As part of the deal, the New York Knicks receive Anderson from Houston and **Howard Easley** from Dallas, while the Mavericks acquire **Tyrone "Muggsy" Bogues**.
- Aug. 17** Finalized the trade for **Glen Rice**, with the Rockets receiving future considerations from both Dallas and New York.
- Sept. 7** Exercised option on fourth year of **Steve Francis'** contract. Signed **Terence Morris**.
- Sept. 10** Signed **Oscar Torres**.
- Sept. 19** Signed **Eddie Griffin**. Promoted **Melvin Hunt** and **Dean Cooper** to assistant coaches.
- Sept. 26** Exercised the option on the fourth year of **Kenny Thomas'** contract. Signed **Tierre Brown** and **Ike Nwankwo**.
- Sept. 27** Signed **Darren Kelly**.
- Sept. 29** Signed **Marc Jackson** to an offer sheet, which was later matched by Golden State. Signed **Damon Jones**.
- Oct. 1** Re-signed guard **Martyn "Moochie" Norris**.
- Oct. 22** Acquired **Kevin Willis** for the team's 2002 2<sup>nd</sup> round pick in a three-team trade with Denver and Milwaukee. As part of the deal, Denver received **Scott Williams** and a future 1<sup>st</sup> round draft pick from Milwaukee, while Milwaukee acquired **Aleksandar Radojevic** from Denver and Houston's draft pick.
- Oct. 25** Waived **Damon Jones**, **Darren Kelly** and **Ike Nwankwo**.

## 2002

- May 19** With **Steve Francis** serving as the team representative, the Rockets won the 2002 NBA Draft Lottery, earning the right to pick first in the 2002 NBA Draft.
- June 26** Selected **Yao Ming** (1<sup>st</sup> pick), **Bostjan Nachbar** (15<sup>th</sup> pick) and **Tito Maddox** (38<sup>th</sup> pick) in the 2002 NBA Draft.
- June 29** Did not exercise team option on **Oscar Torres**.
- July 11** Signed **Bostjan Nachbar**.
- Aug. 26** Signed **Steve Francis** to a contract extension.
- Sept. 12** Signed **Tito Maddox**.
- Sept. 25** Signed **Steve Goodrich** and **Pete Miceal**.
- Sept. 26** Signed **Tierre Brown** and **Oscar Torres**.
- Sept. 30** Signed **Juaquin Hawkins** and **Sonny Watson**.
- Oct. 1** Signed **Brandon Kurtz**.
- Oct. 16** Waived **Brandon Kurtz** and **Sonny Watson**.
- Oct. 21** Signed **Yao Ming**.
- Oct. 24** Waived **Oscar Torres** and **Steve Goodrich**.
- Oct. 25** Promoted **Keith Jones** and **Dennis Lindsey** to Vice Presidents of Basketball Operations.
- Oct. 28** Waived **Tierre Brown**.
- Nov. 9** **Hakeem Olajuwon's** #34 is retired by the Rockets organization.
- Dec. 18** Acquired **James Posey** in a three-team trade with the Denver Nuggets and the Philadelphia 76ers. As part of the deal, the Nuggets received **Mark Bryant**, **Art Long**, and a future 1<sup>st</sup> round pick from Philadelphia and a future 2<sup>nd</sup> round pick from Houston, while the 76ers received **Kenny Thomas** from Houston.

## 2003

- Jan. 8** Waived **Pete Miceal**.
- Mar. 16** **Rudy Tomjanovich** announced a leave of absence as head coach of the team due to bladder cancer, as assistant coach **Larry Smith** coached the Rockets for the final 17 games of the season.

- May 23** **Rudy Tomjanovich** resigned as head coach.
- June 11** **Jeff Van Gundy** hired as head coach.
- June 26** Selected **Malick Badiane** with the 44<sup>th</sup> pick in the 2003 NBA Draft.
- June 31** Extended qualifying offer to restricted free agent **James Posey** (who later signed with Memphis). Elected not to exercise the team options on **Tito Maddox** and **Terence Morris**.
- July 2** **Steve Clifford**, **Andy Greer**, **Tom Thibodeau** and **Patrick Ewing** hired as assistant coaches.
- July 26** Signed **Eric Piatkowski**.
- Aug. 7** Signed **Adrian Griffin**.
- Sept. 8** Signed **Torrave Braggs**, **Ben Davis**, **Gabe Muoneke**, **Alex Scales** and **Mike Wilks**.
- Sept. 17** Signed **Peter Cornell**.
- Sept. 29** Signed **Melvin Sanders** and **Guy Rucker**.
- Sept. 30** Acquired **John Amaechi** and a future 2<sup>nd</sup> round pick from Utah in exchange for **Glen Rice**, future considerations and cash.
- Sept. 30** Waived **Melvin Sanders** and **Guy Rucker**. Signed **Jim Jackson**.
- Oct. 16** Suspended **Eddie Griffin**.
- Oct. 16** Signed **Anthony "Pig" Miller**.
- Oct. 17** Waived **Peter Cornell** and **Jameel Watkins**.
- Oct. 23** Waived **Anthony "Pig" Miller**, **Gabe Muoneke** and **Alex Scales**.
- Oct. 27** Placed **Ben Davis** (knee surgery), **Adrian Griffin** (knee surgery) and **Eric Piatkowski** (left ankle sprain) on the injured list.
- Oct. 27** Placed **Eddie Griffin** on suspended list.
- Oct. 28** Signed **Scott Padgett**.
- Oct. 30** Played the first regular season game in Toyota Center (102-85 win vs. Denver). Signed **Alton Ford**.
- Nov. 9** Waived **Alton Ford**.
- Nov. 19** Waived **Alton Ford**.
- Nov. 23** Waived **Torrave Braggs**.
- Nov. 23** Signed **Alton Ford**.
- Nov. 24** Activated **Eric Piatkowski**.
- Nov. 24** Placed **Mike Wilks** (right shoulder contusion) on the injured list.
- Dec. 11** Waived **Ben Davis**.
- Dec. 19** Waived **Eddie Griffin**.
- Dec. 23** Activated **Mike Wilks**.
- Dec. 23** Placed **John Amaechi** (viral infection/food poisoning) on the injured list.
- Dec. 30** Acquired **Clarence Weatherspoon** from New York in exchange for **John Amaechi** and **Martyn "Moochie" Norris**.

## 2004

- Jan. 7** Waived **Alton Ford**.
- Jan. 15** Signed **Mark Jackson**.
- Feb. 2** Suspended **Steve Francis** for one game.
- Feb. 4** Activated **Adrian Griffin**.
- Feb. 4** Placed **Mike Wilks** (right foot plantar fasciitis) on the injured list.
- Mar. 18** Signed **Charles Oakley** to 10-day contract.
- Mar. 18** Placed **Kelvin Cato** (left shoulder sprain) on the injured list.
- Mar. 26** Activated **Mike Wilks**.
- Mar. 26** Placed **Adrian Griffin** (right knee chondromalacia) on the injured list.
- Mar. 28** Signed **Charles Oakley** to a second 10-day contract.
- Apr. 6** Waived **Charles Oakley**.
- June 24** Selected **Luis Flores** with 55<sup>th</sup> pick in the 2004 NBA Draft. Acquired draft rights to **Vassilis Spanoulis** (50<sup>th</sup> pick) from Dallas for draft rights to **Luis Flores**.
- June 29** Acquired **Tracy McGrady**, **Juwan Howard**, **Tyrone Lue** and **Reece Gaines** from Orlando for **Steve Francis**, **Cuttino Mobley** and **Kelvin Cato**.

# Dates & Deals

- Aug. 9** Signed **Charlie Ward** and **Bob Sura**.  
**Sept. 1** Signed **Scott Padgett**.  
**Sept. 8** Acquired **Dikembe Mutombo** from Chicago for **Adrian Griffin**, **Eric Piatkowski** and **Mike Wilks**.  
**Sept. 16** Exercised the option on the fourth year of **Yao Ming's** contract.  
**Sept. 29** Signed **Ryan Bowen**.  
**Sept. 30** Signed **David Hawkins**, **Brooks Sales** and **Derrick Zimmerman**.  
**Oct. 25** Waived **Brooks Sales**.  
**Oct. 28** Waived **Derrick Zimmerman**. Signed **Andre Barrett**.  
**Nov. 1** Waived **David Hawkins**. Placed **Andre Barrett** (left hamstring strain), **Reece Gaines** (left foot, plantar fasciitis) and **Bob Sura** (herniated disc) on the injured list.  
**Nov. 23** Activated **Andre Barrett**. Placed **Ryan Bowen** (left knee tendinitis) on the injured list.  
**Nov. 27** Activated **Bob Sura**. Placed **Charlie Ward** (bruised right knee) on the injured list.  
**Dec. 2** Activated **Reece Gaines**. Placed **Tyronn Lue** (sore right knee) on the injured list.  
**Dec. 4** Activated **Ryan Bowen**. Placed **Bostjan Nachbar** (plantar fasciitis, left foot) on the injured list.  
**Dec. 15** Activated **Tyronn Lue**. Placed **Reece Gaines** (left ankle tendinitis) on the injured list.  
**Dec. 22** Activated **Charlie Ward**. Placed **Andre Barrett** (left patellar tendinitis) on the injured list. Activated **Bostjan Nachbar**. Placed **Ryan Bowen** (left hip contusion) on the injured list.  
**Dec. 23** Acquired **Jon Barry** from the Atlanta Hawks in exchange for **Tyronn Lue**.  
**Dec. 26** Activated **Reece Gaines**. Placed **Charlie Ward** (right knee contusion) on the injured list.  
**Dec. 27** Acquired **David Wesley** from the New Orleans Hornets in exchange for **Jim Jackson** and **Bostjan Nachbar**.

## 2005

- Jan. 2** Activated **Andre Barrett** and **Ryan Bowen**. Placed **Clarence Weatherspoon** (right calf strain) on the injured list.  
**Jan. 16** Placed **Reece Gaines** (left ankle tendinitis) on the injured list. Signed **Brandin Knight** to 10-day contract.  
**Jan. 18** Activated **Clarence Weatherspoon**. Placed **Maurice Taylor** (flu) on the injured list.  
**Jan. 19** Signed **Rod Strickland**. Released **Brandin Knight**.  
**Feb. 24** Waived **Rod Strickland**.  
**Feb. 24** Placed **Bob Sura** (inflammation of scar tissue surrounding the vertebrae) and **Andre Barrett** (left ankle sprain) on the injured list.  
**Feb. 24** Acquired **Mike James** and **Zendon Hamilton** from the Milwaukee Bucks in exchange for **Reece Gaines** and two future second-round draft picks.  
**Feb. 24** Acquired **Vin Baker** and **Martyn "Moochie" Norris** from the New York Knicks in exchange for **Maurice Taylor**.  
**Feb. 24** Waived **Zendon Hamilton**.  
**Mar. 11** Activated **Bob Sura**. Placed **"Moochie" Norris** (left foot plantar fasciitis) on the injured list.  
**Mar. 19** Waived **Andre Barrett**. Signed **Torraye Braggs**.  
**Mar. 19** Placed **Juwan Howard** (right knee sprain) on the injured list.  
**June 28** Selected **Luther Head** with the 24<sup>th</sup> overall pick of the 2005 NBA Draft.

- July 1** Signed **Luther Head**.  
**Aug. 2** Signed free agent **Stromile Swift**.  
**Aug. 5** Re-signed free agent **Ryan Bowen**.  
**Aug. 11** Re-signed free agent **Jon Barry**.  
**Aug. 15** Designated **Clarence Weatherspoon** for the amnesty (waiver) provision under NBA's new collective bargaining agreement. The provision allowed a team to remove a player's contract amount from the team's salary cap for purposes of calculating the luxury tax.  
**Aug. 23** Signed free agent **Derek Anderson**.  
**Aug. 26** Re-signed free agent **Dikembe Mutombo**.  
**Sept. 1** Signed **Yao Ming** to a multi-year contract extension.  
**Sept. 8** Signed free agent forward **Lonny Baxter**.  
**Sept. 29** **Bob Sura** underwent a successful arthroscopic procedure to remove loose particles in his right knee.  
**Oct. 3** Signed free agents **Dion Glover**, **Chuck Hayes** and **Keith Langford**.  
**Oct. 4** Acquired **Rafer Alston** from the Toronto Raptors in exchange for **Mike James**.  
**Oct. 7** Waived forward **Vin Baker**.  
**Oct. 12** Waived **Charlie Ward**.  
**Oct. 25** Waived **Chuck Hayes** and **Keith Langford**.  
**Oct. 28** Hired **Charlie Ward** as Assistant Coach/Player Development.  
**Nov. 22** **Bob Sura** underwent surgery to repair a ruptured disc in his back. Announced **Dion Glover** underwent knee surgery to repair a bony defect in his right knee.  
**Dec. 5** Waived **Dion Glover**.  
**Dec. 10** Signed **Stephen Graham**.  
**Dec. 19** **Yao Ming** underwent successful surgery to clean out an infection in his left big toe for a condition known as osteomyelitis, which is a common inflammation of the bone caused by bacteria.  
**Dec. 29** Signed free agent **Josh Davis** and waived **Stephen Graham**. After receiving a special exception from the NBA due to injuries, team signed **John Lucas III**.

## 2006

- Jan. 4** Waived **Josh Davis** and **John Lucas III**.  
**Jan. 8** Re-signed **John Lucas III** to 10-day contract.  
**Jan. 18** Signed **John Lucas III** to a second 10-day contract. After receiving another special exception from the NBA due to injuries, the Rockets also re-signed **Chuck Hayes** to 10-day contract.  
**Jan. 28** Signed **Chuck Hayes** for the remainder of the season. In addition, Houston's second 10-day contract for **John Lucas III** expired.  
**Feb. 9** Acquired **Keith Bogans** from the Charlotte Bobcats in exchange for **Lonny Baxter**.  
**Feb. 13** Acquired **Maciej Lampe** from the New Orleans/Oklahoma City Hornets in exchange for **"Moochie" Norris**.  
**Feb. 23** Acquired **Gerald Fitch** from the Miami Heat in exchange for **Derek Anderson**.  
**Mar. 1** Waived **Jon Barry**.  
**Mar. 2** Claimed **Rick Brunson** off waivers from the Seattle SuperSonics.  
**Mar. 13** Waived **Gerald Fitch**.  
**Mar. 20** Claimed **Richie Frahm** off waivers from the Minnesota Timberwolves.  
**Apr. 3** Named **Daryl Morey** as the team's Assistant General Manager, and will assume the General Manager position after the 2006-07 season.  
**Apr. 14** **Yao Ming** underwent successful surgery to repair a clean break of the fifth metatarsal bone in his left foot.

- Apr. 28** Agreed to a multi-year contract extension with Rockets Vice President of Basketball Operations/Player Personnel **Dennis Lindsey**.
- May 30** Announced that Rockets President & CEO **George Postolos** would resign effective June 30 to found The Postolos Group, a merchant firm focused on investment opportunities in the sports and entertainment field.
- June 13** Picked up the option on the contract of **Chuck Hayes**.
- June 28** Selected Connecticut forward **Rudy Gay** with the eighth overall selection in the 2006 NBA Draft. Added Marquette forward **Steve Novak** in the second round with the 32<sup>nd</sup> overall pick, which was previously acquired from the New York Knicks. Acquired the draft rights to forward **Lior Eliyahu** from the Orlando Magic for cash considerations. The Magic selected Eliyahu with 44<sup>th</sup> overall selection, which was a pick acquired by Orlando from the Milwaukee Bucks.
- July 12** Acquired **Shane Battier** from the Memphis Grizzlies in exchange for **Stromile Swift** and the draft rights to **Rudy Gay**.
- July 14** Acquired **Kirk Snyder** from the New Orleans/Oklahoma City Hornets in exchange for cash and future draft considerations.
- July 19** Signed Greek guard **Vassilis Spanoulis** to a multi-year contract.
- July 26** Signed second-round draft pick **Steve Novak** to a multi-year contract.
- July 28** Signed free agent **John Lucas III** to a multi-year contract.
- Aug. 4** Signed free agent **Kelenna Azubuike**.
- Aug. 30** Assistant Coach **Patrick Ewing** announced his resignation from the team's coaching staff, citing a desire to spend more time with his family as a primary reason for his decision.
- Sept. 5** Added free agents **Casey Jacobsen** and **Matt Haryasz**.
- Oct. 2** Signed free agents **Scott Padgett** and **Bonzi Wells**.
- Oct. 9** **Yao Ming** had the nail removed from his left big toe.
- Oct. 19** Released **Matt Haryasz**.
- Oct. 24** Waived **Kelenna Azubuike**.
- Oct. 27** Waived **Ryan Bowen** and **Casey Jacobsen**. Picked up the options on the contracts of **Luther Head** and **Kirk Snyder**.
- Oct. 30** Houston Rockets Owner **Leslie Alexander** named **Tad Brown** as CEO of the Houston Rockets and Clutch City Sports & Entertainment.
- Nov. 21** **Kirk Snyder** underwent a successful surgical procedure to repair a spiral fracture of the second metacarpal bone in his right hand.
- 2007**
- Feb. 13** Acquired **Jake Tsakalidis** from the Memphis Grizzlies in exchange for **Scott Padgett**.
- Apr. 16** **Carroll Dawson** was honored by Owner **Leslie Alexander** with "Carroll Dawson Tribute Night," where a banner bearing his name was hung from the rafters of Toyota Center in honor of Dawson's 27 seasons with the Rockets organization as General Manager and as an assistant coach.
- May 10** Owner **Leslie Alexander** announced that **Daryl Morey** officially assumed his role as General Manager of the franchise. Morey took over the position from retiring General Manager **Carroll Dawson**, who remained with the Rockets as a Senior Consultant.
- May 18** Announced that the Rockets and Head Coach **Jeff Van Gundy** had decided to part ways.
- May 23** Owner **Leslie Alexander** named **Rick Adelman** as the 11<sup>th</sup> head coach in team history.
- June 14** Acquired **Mike James** and **Justin Reed** from the Minnesota Timberwolves in exchange for **Juwan Howard**.
- June 19** Announced the hiring of **Elston Turner**, **Jack Sikma**, **T.R. Dunn** and **R.J. Adelman** as assistant coaches.
- June 25** Announced **Bonzi Wells** elected to opt in to the final year of his current contract. In addition, Rockets announced the signing of radio play-by-play man **Gene Peterson** and analyst **Jim Foley** to contract extensions through the 2007-08 season, which signified the final year for each as a member of the Rockets broadcast team. Peterson marks his 33<sup>rd</sup> season as the "Voice of the Rockets" while Foley enters his 36<sup>th</sup> year with the franchise.
- June 28** Selected Oregon guard **Aaron Brooks** in the first round (26<sup>th</sup> overall) of the 2007 NBA Draft. Houston then sent a future second-round selection and cash considerations to Seattle for the draft rights to Purdue forward **Carl Landry**, who was chosen by the SuperSonics in the second round (31<sup>st</sup> overall) with a pick previously acquired from the Memphis Grizzlies. The Rockets also acquired a second-round selection (54<sup>th</sup> overall) from the Orlando Magic for cash considerations, which Houston used to draft Australian guard **Brad Newley**. The pick was originally obtained by the Magic from the Cleveland Cavaliers.
- July 7** Signed first-round draft pick **Aaron Brooks** to a multi-year contract.
- July 12** Obtained the draft rights to Argentinean forward **Luis Scola** along with **Jackie Butler** from San Antonio in exchange for **Vassilis Spanoulis**, a second-round pick in the 2009 NBA Draft and other considerations going to the Spurs.
- July 13** Signed free agent **Mike Harris** to a non-guaranteed contract.
- July 17** Signed **Luis Scola** to a contract.
- July 20** Announced the signing of free agent **Steve Francis**.
- July 23** **Keith Garnett** announced as Rehabilitation & Performance Coordinator/Assistant Athletic Trainer.
- July 24** Officially announced the promotion of **Anthony Nila** to equipment manager.
- Aug. 3** Re-signed restricted free agent forward **Chuck Hayes**.
- Aug. 8** Announced the promotions of **Dean Cooper** to Vice President of Player Personnel and **Gersson Rosas** to Director of Scouting. In addition to the promotions, the Rockets named **Phil Jabour** as Personnel Video Coordinator.
- Sept. 5** Promoted **Keith Jones** to Senior Vice President of Basketball Operations/Athletic Trainer.
- Sept. 25** Announced the promotion of **Sam Hinkie** to Vice President of Basketball Operations.
- Oct. 1** Re-signed free agent **Dikembe Mutombo** and signed **Carl Landry**. Rockets also announced the hiring of **Kenny Atkinson** as Director of Player Development and the addition of **Pat Zipfel** as an advance scout.
- Oct. 22** Waived **Mike Harris**.
- Oct. 29** Waived **Jackie Butler**, **John Lucas**, **Justin Reed** and **Bob Sura**.
- Oct. 31** Picked up the option on the contract of **Luther Head**.

## 2008

- Feb. 21** Acquired **Bobby Jackson** and **Adam Haluska** from New Orleans, as well as a second-round draft pick in the 2008 NBA Draft as part of a three-team trade between the Rockets, Hornets and Memphis Grizzlies. The trade had the Rockets sending **Mike James** and **Bonzi Wells** to the Hornets. To complete the deal, **Marcus Vinicius** was sent from New Orleans to Memphis, with the Rockets then acquiring the draft rights to **Sergei Lishouk** from the Grizzlies in exchange for the draft rights to **Malick Badiane**, who was Houston's second-round pick in the 2003 NBA Draft. The Rockets also acquired **Gerald Green** from the Minnesota Timberwolves in exchange for **Kirk Snyder**, Houston's 2010 second-round NBA Draft pick and cash considerations.
- Feb. 26** Signed **Bobby Jones** to a 10-day contract and waived **Adam Haluska**. **Steve Francis** also underwent successful surgery to repair a torn quadricep tendon in his right knee.
- Mar. 3** **Yao Ming** underwent successful surgery to repair a stress fracture in the tarsal navicular bone in his left foot.
- Mar. 7** Signed **Justin Williams** to a 10-day contract following the expiration of a 10-day contract for **Bobby Jones**.
- Mar. 8** Signed **Mike Harris** to a 10-day contract and waived **Gerald Green**.
- Mar. 17** The 10-day contract for **Justin Williams** expired with the Rockets.
- Mar. 18** Signed **Mike Harris** to a second 10-day contract.
- Mar. 21** Signed **Loren Woods** to a 10-day contract.
- Mar. 29** Signed **Mike Harris** for the remainder of the season.
- Apr. 1** Rockets signed **Loren Woods** to a second 10-day contract.
- Apr. 11** Rockets Owner **Leslie Alexander** honored **Hakeem "The Dream" Olajuwon** for his many contributions to the Rockets organization with the unveiling of a commissioned bronze sculpture in front of Toyota Center. The Rockets also signed **Loren Woods** for the remainder of the season.
- May 6** **Tracy McGrady** underwent a pair of arthroscopic surgical procedures in order to clean out loose bodies in the joints of his left knee and left shoulder.
- May 7** **Steve Francis** elected to pick up the player option on the final year of his current contract.
- May 9** **Rafer Alston** underwent successful surgery to repair ligament and tendon damage in his right ankle. **Shane Battier** also underwent successful arthroscopic surgery in order to remove bone spurs in his left ankle.
- June 26** In the 2008 NBA Draft, Houston traded the draft rights to **Nicolas Batum** (25<sup>th</sup> overall pick) to the Portland Trail Blazers for the draft rights to **Darrell Arthur** (27<sup>th</sup> overall pick) and **Joey Dorsey** (33<sup>rd</sup> overall pick). The Rockets then sent the draft rights for **Arthur** to the Grizzlies for the draft rights to **Donté Greene** (28<sup>th</sup> overall pick) and Memphis' 2009 second-round pick. Houston took **Maarty Leunen** (54<sup>th</sup> overall pick) with its own selection in the second round.
- June 29** Extended qualifying offer to restricted free agent **Carl Landry**.
- June 30** Picked up the option on the contract of **Steve Novak**.
- July 10** Signed free agent **Brent Barry** to a two-year contract.
- July 14** Signed rookie **Donté Greene** to a multi-year deal.
- Aug. 6** Traded **Steve Novak** to the L.A. Clippers for future draft considerations.
- Aug. 13** Waived **Loren Woods**.
- Aug. 14** Acquired **Ron Artest**, **Patrick Ewing Jr.** and **Sean Singletary** from the Sacramento Kings in exchange for **Bobby Jackson**, **Donté Greene**, Houston's 2009 first-round draft pick and other considerations.
- Aug. 21** Hired **Brett Gunning** as Director of Player Development.
- Aug. 25** Acquired **D.J. Strawberry** from the Phoenix Suns in exchange for **Sean Singletary**.
- Aug. 28** **Chuck Hayes** underwent successful surgery to repair a broken nose sustained during a workout.
- Aug. 29** Acquired draft rights to **Frederic Weis** from the New York Knicks in exchange for **Patrick Ewing Jr.**
- Sept. 3** Announced the promotion of **Gersson Rosas** to Director of Player Personnel and the hiring of **Arturas Karnisovas** as Director of Global Scouting & International Affairs.
- Sept. 10** Announced hirings of **Gerald Madkins** as Director of Scouting and **Shawn Respert** as Director of Player Programs.
- Sept. 29** Officially matched the offer sheet to **Carl Landry** from the Charlotte Bobcats and came to terms on a contract with **Joey Dorsey**. Team also signed **Marcus Campbell** and **Von Wafer**.
- Oct. 5** Waived **Marcus Campbell**.
- Oct. 23** Waived **Mike Harris**.
- Oct. 24** Waived **D.J. Strawberry**.
- Oct. 30** Picked up the option on the contract of **Aaron Brooks**.
- Dec. 16** **Leslie Alexander** and the Rockets family honored **Gene Peterson** and **Jim Foley** with a private pre-game reception and a special tribute ceremony at halftime of the Rockets-Nuggets game, which included naming Toyota Center's Media Center after the long-time broadcast duo. Peterson and Foley stepped aside from the microphones at the end of the 2007-08 season following an amazing 21 years together on the Rockets Radio Network.
- Dec. 24** Acquired a conditional second-round pick in 2011 from the Memphis Grizzlies in exchange for **Steve Francis**, a 2009 second-round pick and cash considerations. The second-round pick going back to Memphis was originally acquired by the Rockets from the Grizzlies on 2008 NBA Draft night (6/26/08).
- Dec. 31** Re-signed unrestricted free agent **Dikembe Mutombo**.

## 2009

- Feb. 19** Acquired **Kyle Lowry** from Memphis and **Brian Cook** from Orlando as part of a three-team trade. The deal had the Rockets sending **Rafer Alston** to the Magic, while the Grizzlies received a first-round draft selection from Orlando in the 2009 NBA Draft along with **Adonal Foyle** and **Mike Wilks**.
- Feb. 24** **Tracy McGrady** underwent season-ending microfracture surgery on his left knee.
- Feb. 28** Waived **Luther Head**.
- Mar. 3** Signed **James White** to a 10-day contract.
- Mar. 13** Signed **James White** to a second 10-day contract.
- Mar. 23** Signed **James White** to a multi-year contract.
- Apr. 27** **Dikembe Mutombo** underwent successful surgery to repair a ruptured quadricep tendon in his left knee.



- May 21** Picked up the option on the contracts for assistant coaches **Elston Turner**, **Jack Sikma**, **T.R. Dunn** and **R.J. Adelman**.
- June 22** **Brian Cook** exercised player option on his contract for 2009-10.
- June 25** Obtained the draft rights to three second-round picks in the 2009 NBA Draft, acquiring the rights to Central Florida guard **Jermaine Taylor** (32<sup>nd</sup> overall) from the Washington Wizards and Spanish guard **Sergio Llull** (34<sup>th</sup> overall) from the Denver Nuggets each in exchange for cash considerations. Also acquired the rights to Arizona forward **Chase Budinger** (44<sup>th</sup> overall) from the Detroit Pistons for a future second-round pick and cash considerations.
- June 29** Became the first NBA team to enter into a single-affiliation partnership with their NBA D-League affiliate. Under terms of the agreement, the Rockets assumed responsibility of the Rio Grande Valley Vipers basketball operations while the local ownership group continued overseeing the team's business operations.
- July 8** Signed free agent **Trevor Ariza** using the Disabled Player Exception granted by the NBA for **Yao Ming**.
- July 10** Announced the hiring of **Darryl Eto** to the newly created position of Director of Strength & Conditioning.
- July 14** Acquired the rights to **David Andersen** from the Atlanta Hawks in exchange for cash and future considerations.
- July 21** **Yao Ming** underwent successful surgery to repair the broken bone in his left foot.
- Aug. 5** Signed **Jermaine Taylor** to a multi-year contract.
- Aug. 12** Came to terms on a multi-year deal with **David Andersen**.
- Aug. 13** Signed **Chase Budinger** to a multi-year contract.
- Sept. 3** Inked free agent **Pops Mensah-Bonsu**.
- Sept. 17** Announced the promotion of **Gersson Rosas** to Vice President of Player Personnel.
- Sept. 22** Traded **James White** to the Denver Nuggets in exchange for the draft rights to **Axel Hervelle**. Also signed free agent guards **Will Conroy** and **Garrett Temple**.
- Sept. 25** Owner **Leslie Alexander** announced the re-signing of **Daryl Morey** as the team's General Manager and Managing Director of Basketball Operations.
- Sept. 30** Signed **Romel Beck**.
- Oct. 7** Announced Vice President of Player Personnel **Gersson Rosas** has also been named General Manager of the team's NBA Development League affiliate the Rio Grande Valley Vipers.
- Oct. 21** Waived **Romel Beck** and **Garrett Temple**.
- Oct. 22** Released **Will Conroy**.
- Oct. 23** Waived **Brent Barry**.
- Oct. 30** Picked up the option on the contract of **Aaron Brooks**.
- Nov. 13** Waived **Pops Mensah-Bonsu**.
- Dec. 23** Signed **Mike Harris** as a Call-Up from the D-League Rio Grande Valley Vipers.
- 2010**
- Jan. 6** Waived **Mike Harris**.
- Jan. 28** Signed **Will Conroy** from the Vipers to a 10-day contract.
- Feb. 8** Signed **Garrett Temple** from Rio Grande Valley to a 10-day contract.
- Feb. 18** Acquired **Kevin Martin** and **Hilton Armstrong** from the Sacramento Kings, as well as **Jordan Hill**, **Jared Jeffries** and draft considerations from the New York Knicks as part of a three-team, nine-player trade. The Rockets traded **Tracy McGrady** to New York, while sending **Carl Landry**, **Joey Dorsey** and cash considerations to Sacramento. The 10-day contract for **Garrett Temple** expired. Waived **Brian Cook** and signed **Garrett Temple** to a second 10-day contract.
- Feb. 20** The 10-day contract for **Garrett Temple** expired. Signed **Will Conroy** to a second 10-day contract.
- Mar. 2** The second 10-day contract for **Will Conroy** expired.
- Mar. 11** Promoted **Sam Hinkie** to Executive Vice President of Basketball Operations.
- Mar. 22** Recalled **Jermaine Taylor** from Rio Grande Valley. Signed **Mike Harris** from the Vipers for the remainder of the season.
- Mar. 24** Waived **Hilton Armstrong** and signed **Alexander Johnson** of the D-League's Sioux Falls Skyforce for the remainder of the season.
- Apr. 9** Selected Kentucky forward **Patrick Patterson** in the first round (14<sup>th</sup> overall) of the 2010 NBA Draft.
- Apr. 9** **Yao Ming** announced that he has elected to forgo the early termination option on his contract.
- June 24** Extended qualifying offers to **Kyle Lowry** and **Luis Scola**. Exercised a team option to extend the contract of **Chuck Hayes** to include the 2010-11 season.
- June 29** Signed **Patrick Patterson** to a multi-year deal.
- July 14** Inked free agent **Brad Miller** to a multi-year contract.
- July 14** Signed **Patrick Patterson** to a multi-year deal.
- July 20** Signed restricted free agent **Luis Scola** to a multi-year deal and officially matched the offer sheet that restricted free agent **Kyle Lowry** signed with the Cleveland Cavaliers on July 14.
- July 21** Traded **David Andersen** to the Toronto Raptors along with cash considerations in exchange for a future second-round pick.
- July 28** Acquired **Courtney Lee** from the New Jersey Nets in a four-team, five-player trade that sent **Trevor Ariza** to the New Orleans Hornets.
- Aug. 11** Signed free agent **Ishmael Smith**.
- Aug. 23** Announced the naming of **Jason Biles** to the position of Director of Performance Rehabilitation/Associate Athletic Trainer.
- Aug. 25** Signed **Antonio Anderson** and **Jordan Egseder**.
- Sept. 22** Added **Patrick Sullivan** to training camp roster.
- Sept. 25** Waived **Jordan Egseder** and **Patrick Sullivan**.
- Oct. 7** Hired **David Patrick** as a Personnel Scout.
- Oct. 12** Signed **Jerel McNeal** to preseason roster.
- Oct. 18** Waived **Antonio Anderson**, **Mike Harris**, **Alexander Johnson** and **Jerel McNeal**.
- Oct. 29** Picked up the second-year option on the contract of **Jordan Hill** and the third-year option on **Courtney Lee**.
- Dec. 15** Acquired **Terrence Williams** from the New Jersey Nets in exchange for a lottery protected 2012 first-round pick, which was part of a deal involving the Rockets, Nets and L.A. Lakers. As part of the three-team trade, the Rockets also sent the Lakers the draft rights to **Sergei Lishouk**. In a separate trade, the team sent **Jermaine Taylor** and cash considerations to the Sacramento Kings for a conditional second-round draft pick.

## 2011

- Jan. 6** **Yao Ming** underwent a successful surgical procedure to repair a stress fracture of the medial malleolus in his left ankle.
- Jan. 17** Assigned **Ishmael Smith** to the Rio Grande Valley Vipers.
- Jan. 24** Recalled **Ishmael Smith** from the Vipers.
- Feb. 1** Re-assigned **Ishmael Smith** to the Vipers.
- Feb. 7** Recalled **Ishmael Smith** from the Vipers.
- Feb. 24** Acquired **Hasheem Thabeet, DeMarre Carroll** and a future first-round draft pick from the Memphis Grizzlies in exchange for **Shane Battier** and **Ishmael Smith**. Houston also acquired **Goran Dragic** and draft considerations from the Phoenix Suns for **Aaron Brooks**.
- Feb. 25** Waived **Jared Jeffries**.
- Mar. 15** **Terrence Williams** underwent a minor surgical procedure to alleviate discomfort related to a lower abdominal distress.
- Mar. 21** Assigned **Hasheem Thabeet** to the Vipers.
- Mar. 23** Signed **Mike Harris** to a 10-day contract.
- Apr. 2** Inked **Mike Harris** to a second 10-day contract.
- Apr. 11** Signed **Marcus Cousin** to a multi-year contract. Recalled **Hasheem Thabeet** from the Vipers and waived **DeMarre Carroll**.
- Apr. 13** Signed **Marqus Blakely** to a multi-year contract and the second 10-day contract for **Mike Harris** expired.
- Apr. 15** **Luis Scola** underwent a successful arthroscopic procedure to remove loose bodies in his left knee.
- Apr. 18** Rockets and Head Coach **Rick Adelman** mutually agreed to part ways.
- June 1** Named **Kevin McHale** as the 12<sup>th</sup> head coach in team history.
- June 23** Selected Kansas forward **Marcus Morris** with the 14<sup>th</sup> overall pick in the 2011 NBA Draft. Acquired from Minnesota the contract of **Jonny Flynn**, the draft rights to Lithuanian forward **Donatas Motiejunas** (20<sup>th</sup> overall pick) and the Timberwolves 2012 second-round selection in exchange for the contract of **Brad Miller**, the rights to Montenegro forward **Nikola Mirotic** (23<sup>rd</sup> overall pick), a future first-round pick and cash considerations. Selected Florida forward **Chandler Parsons** with the 38<sup>th</sup> overall pick in the 2011 NBA Draft.
- June 28** Picked up the team option on the contract of **Goran Dragic**.
- July 15** Hired **Kelvin Sampson** as lead assistant coach, as well as **John-Blair "J.B." Bickerstaff, Chris Finch** and **Brett Gunning** as assistant coaches.
- July 20** **Yao Ming** announced that he has retired from the NBA.
- July 29** Added **Greg Buckner** as a player development coach.
- Dec. 11** Invited **Casey Mitchell** to the team's 2011 training camp.
- Dec. 12** Signed first-round draft pick **Marcus Morris**. Rockets also announced that they claimed **Jeremy Lin** off waivers from the Golden State Warriors. In addition, inked training camp invitee **Ibrahim Jaaber**.
- Dec. 13** Signed training camp invitees **Omar Samhan, Damian Saunders** and **Greg Smith**. Waived guard **Casey Mitchell**.
- Dec. 15** Waived **Damian Saunders**.
- Dec. 17** Signed second-round draft pick **Chandler Parsons**.
- Dec. 19** Waived **Ibrahim Jaaber** and **Omar Samhan**.
- Dec. 21** Signed free agent **Jeff Adrien**.
- Dec. 22** Waived **Greg Smith**.

- Dec. 24** Waived **Marqus Blakely, Marcus Cousin** and **Jeremy Lin**. Rockets also renounced the rights to **Frederic Weis**.
- Dec. 26** Signed unrestricted free agent **Samuel Dalembert**.

## 2012

- Feb. 7** Waived **Jeff Adrien**.
- Feb. 8** Signed **Greg Smith** from Rio Grande Valley.
- Mar. 15** Acquired **Marcus Camby** from the Portland Trail Blazers in exchange for **Jonny Flynn, Hasheem Thabeet** and a 2012 second-round pick (via Minnesota). In a separate deal, the Rockets acquired **Derek Fisher** and a 2012 first-round pick from the L.A. Lakers (via Dallas) in exchange for **Jordan Hill**.
- Mar. 16** Waived **Terrence Williams**.
- Mar. 17** Signed **Courtney Fortson** of the D-League's L.A. D-Fenders to a 10-day contract.
- Mar. 19** Waived **Derek Fisher**.
- Mar. 21** Re-assigned **Greg Smith** back to Rio Grande Valley.
- Mar. 26** Signed **Earl Boykins** to a 10-day contract.
- Mar. 27** Signed **Malcolm Thomas** of the D-League's L.A. D-Fenders to a 10-day contract. Rockets also inked **Courtney Fortson** for the remainder of the season.
- Apr. 5** Inked **Earl Boykins** to a second 10-day contract.
- Apr. 6** The 10-day contract for **Malcolm Thomas** expired.
- Apr. 12** Signed **Diamond Simpson**.
- Apr. 15** Signed **Earl Boykins** for the remainder of the season.
- May 1** **Kyle Lowry** underwent successful surgery to correct a sports hernia.
- June 26** Acquired the 18<sup>th</sup> overall pick in the 2012 NBA Draft from the Minnesota Timberwolves in exchange for **Chase Budinger** and the draft rights to **Lior Elyahu**. The 18<sup>th</sup> selection was a pick originally acquired by Minnesota from the Utah Jazz.
- June 27** Traded up to the 12<sup>th</sup> overall pick in the 2012 NBA Draft while acquiring **Jon Brockman, Jon Leuer** and **Shaun Livingston** from the Milwaukee Bucks in exchange for **Samuel Dalembert**, the 14<sup>th</sup> overall pick in the 2012 NBA Draft, a future second-round pick and cash considerations.
- June 28** Selected Connecticut guard/forward **Jeremy Lamb** (12<sup>th</sup> overall), Iowa State forward **Royce White** (16<sup>th</sup> overall) and Kentucky forward **Terrence Jones** (18<sup>th</sup> overall) in the 2012 NBA Draft.
- June 29** Acquired the draft rights to Turkish forward **Furkan Aldemir** (53<sup>rd</sup> overall) from the L.A. Clippers as part of a four-team trade involving the Clippers, the Dallas Mavericks and the Utah Jazz.
- July 6** Signed **Donatas Motiejunas** to a multi-year contract.
- July 11** Acquired a future lottery pick and **Gary Forbes** from the Toronto Raptors in exchange for **Kyle Lowry**. The Rockets then agreed to a sign-and-trade with **Marcus Camby**, which sent him to the New York Knicks in exchange for **Toney Douglas, Josh Harrellson, Jerome Jordan**, second-round draft picks in 2014 and 2015, as well as cash considerations.
- July 13** Waived **Luis Scola** and designated him as the team's amnesty player under the new CBA.

- July 14** Inked New York Knicks restricted free agent **Jeremy Lin** to an offer sheet.
- July 17** Announced the signing of **Jeremy Lin** after New York chose not to match Houston's offer sheet.
- July 18** Waived **Jerome Jordan** and **Jon Leuer**.
- July 20** Agreed to a sign-and-trade with **Courtney Lee**, which sent him to the Boston Celtics as part of a three-team trade. The Rockets received from Boston a Charlotte Bobcats second-round draft pick in the 2013 NBA Draft, **JaJuan Johnson**, **E'Twaun Moore** and **Sean Williams**. The pick was previously acquired by Boston via the Oklahoma City Thunder. Houston also acquired the rights to **Jon Diebler** from the Portland Trail Blazers. Houston subsequently waived **E'Twaun Moore**.
- July 21** Signed Chicago Bulls restricted free agent **Omer Asik** to an offer sheet.
- July 24** Added **Omer Asik** after the Chicago Bulls chose not to match Houston's offer sheet.
- July 26** Announced the signing of 2012 first-round picks **Jeremy Lamb**, **Royce White** and **Terrence Jones**.
- Aug. 15** Waived **Josh Harrellson**.
- Aug. 20** Signed unrestricted free agent **Carlos Delfino** from the Milwaukee Bucks.
- Aug. 27** Waived **Sean Williams**.
- Sept. 5** Waived **Diamon Simpson**.
- Sept. 6** Promoted Gersson Rosas to the title of Executive VP of Basketball Operations.
- Sept. 7** Signed rookie free agent **Scott Machado**.
- Sept. 20** Waive **Courtney Fortson**.
- Sept. 24** Signed rookie free agents **Kyle Fogg** and **Demetri McCamey**.
- Sept. 25** Announced the hiring of **Dean Cooper** as assistant coach, **Jesse Mermuys** as assistant coach/Director of Player Development, **Gianluca Pascucci** as Director of Player Personnel/RGV Assistant GM, and **Jason Staudt** as NBA advance scout. In addition, the Rockets promoted **Jim Paulis** to personnel scout/RGV Director of Scouting.
- Oct. 12** Waive **Kyle Fogg** and **Demetri McCamey**.
- Oct. 27** Acquired **James Harden**, **Cole Aldrich**, **Daequan Cook** and **Lazar Hayward** from the Oklahoma City Thunder in exchange for **Kevin Martin**, **Jeremy Lamb** and three future draft selections.
- Oct. 29** Waived **Jon Brockman**, **Gary Forbes**, **Lazar Hayward**, **JaJuan Johnson** and **Shaun Livingston**.
- Oct. 31** Signed **James Harden** to a multi-year contract extension and picked up the 2013-14 options of **Marcus Morris** and **Patrick Patterson**.
- Nov. 10** Coach Kevin McHale took an immediate leave of absence from the team to attend to a personal family matter. Assistant Kelvin Sampson to serve as acting head coach in McHale's absence.
- Dec. 8** Coach **Kevin McHale** rejoined the team from his leave of absence.
- 2013**
- Jan. 2** Waived **Daequan Cook** and signed free agent **James Anderson**.
- Jan. 6** Suspended **Royce White** for refusing to provide services as required by his Uniform Player Contract.
- Jan. 7** Waived **Scott Machado** and signed free agent **Patrick Beverley**.
- Jan. 26** Re-instated **Royce White**.
- Feb. 20** Acquired **Thomas Robinson**, **Francisco Garcia** and **Tyler Honeycutt** from the Sacramento Kings in exchange for **Patrick Patterson**, **Toney Douglas** and **Cole Aldrich**.
- Feb. 21** Acquired Phoenix's 2013 second-round draft pick for **Marcus Morris**.
- Feb. 25** Signed **Tim Ohlbrecht** from the Vipers to a multi-year deal.
- Mar. 5** Waived **Tyler Honeycutt**. Signed free agent **Aaron Brooks**.
- June 27** Selected **Isaiah Canaan** with the 34<sup>th</sup> overall pick in the 2013 NBA Draft.
- June 30** Declined the option on the contact of **Francisco Garcia** and waived **Aaron Brooks** and **Carlos Delfino**.
- July 10** Acquired the draft rights to **Kostas Papanikolaou** and **Marko Todorovic**, as well as two future second-round draft picks from the Portland Trail Blazers in exchange for **Thomas Robinson**.
- July 13** Traded **Royce White**, the draft rights to **Furkan Aldemir** and cash considerations to the Philadelphia 76ers for future draft considerations. Rockets also waived **James Anderson** and **Tim Ohlbrecht**.
- July 13** Signed free agent **Dwight Howard**.
- July 14** Inked rookies **Isaiah Canaan**, **Robert Covington** and **B.J. Young**.
- July 16** Signed unrestricted free agent **Omri Casspi**.
- July 19** Re-signed **Aaron Brooks** and added **Reggie Williams**.
- July 29** Re-signed unrestricted free agent **Marcus Camby**.
- Aug. 2** Re-signed unrestricted free agent **Francisco Garcia** and announced the signing of **Jordan Henriquez**.
- Aug. 28** Added free agent **Ronnie Brewer**.
- Oct. 4** Released **Jordan Henriquez**.
- Oct. 17** Signed rookie free agent **Troy Daniels**.
- Oct. 26** Waived **Troy Daniels**.
- Oct. 27** Released **Marcus Camby**.
- Oct. 28** Waived **Reggie Williams**.
- Dec. 26** Re-hired **Gersson Rosas** to co-lead Houston's Scouting & Player Personnel Department along with Gianluca Pascucci.
- 2014**
- Feb. 20** Acquired **Jordan Hamilton** in a trade with the Denver Nuggets in exchange for **Aaron Brooks**.
- Feb. 21** Waived **Ronnie Brewer** and re-signed **Troy Daniels** from Rio Grande Valley.
- Apr. 10** Signed **Dexter Pittman** and waived **Greg Smith**.
- Apr. 14** Waived **Dexter Pittman**.
- Apr. 16** Signed **Josh Powell**.
- Jun. 26** Selected **Clint Capela** (25<sup>th</sup> overall) and **Nick Johnson** (42<sup>nd</sup> overall) in the 2014 NBA Draft. Acquired draft rights to **Alessandro Gentile** from Minnesota. Tendered Qualifying Offers to **Troy Daniels** and **Chandler Parsons**.
- Jun. 30** Tendered Qualifying Offers to **Troy Daniels** and **Chandler Parsons**.
- Jul. 13** Acquired draft rights to **Sergei Lishouk** from LA Lakers in exchange for **Jeremy Lin**.
- Jul. 14** Acquired **Trevor Ariza** from Washington in a sign-and-trade.
- Jul. 15** Acquired **Scotty Hopson** and **Alonzo Gee** from New Orleans in exchange for **Omer Asik** and **Omri Casspi**.
- Jul. 17** Signed **Jeff Adrien** as a free agent.
- Jul. 18** Signed **Joey Dorsey** and **Ish Smith**.
- Jul. 23** Signed draftee **Clint Capela**.
- Jul. 25** Signed draftee **Nick Johnson**.
- Aug. 21** Re-sign **Francisco Garcia**.
- Aug. 27** Signed undrafted free agent **Tarik Black**.

- Sep. 17 Acquired **Jason Terry** and 2nd round picks in exchange for **Alonzo Gee** and **Scotty Hopson**.
- Sep. 23 Signed **Kostas Papanikolaou**.
- Sep. 26 Signed **Akil Mitchell** as a free agent.
- Oct. 23 Signed **Geron Johnson** and requested waivers on **Akil Mitchell**.
- Oct. 24 Claimed **Earl Clark** off waivers and waived **Josh Powell**.
- Oct. 25 Signed **Akeem Richmond** and waived **Geron Johnson**.
- Oct. 27 Waived **Jeff Adrien**, **Earl Clark**, **Robert Covington**, **Akeem Richmond** and **Ish Smith**.
- Dec. 19 Acquire **Corey Brewer** and **Alexey Shved** in exchange for **Troy Daniels**, rights to **Serhiy Lishchuk**, and 2nd round picks in three team trade with Minnesota and Philadelphia; Waive **Francisco Garcia**.
- Dec. 24 Signed head coach **Kevin McHale** to contract extension
- Dec. 26 Signed free agent **Josh Smith**, waived **Tarik Black**.

## 2015

- Feb. 19 Acquire **K.J. McDaniels** from Philadelphia in exchange for **Isaiah Canaan** and 2nd round pick.
- Feb. 19 Acquire **Pablo Prigioni** from New York in exchange for **Alexey Shved** and multiple 2nd round picks.
- Jun. 25: Selected **Sam Dekker** (18th overall) and **Montrezl Harrell** (32nd overall) in the 2015 NBA Draft.
- Jul. 9: Re-signed **Patrick Beverley**.
- Jul. 14: Re-signed **Corey Brewer**.
- Jul. 20: Acquired **Ty Lawson** and a 2017 second round pick from Denver in exchange for **Joey Dorsey**, **Nick Johnson**, **Kostas Papanikolaou**, **Pablo Prigioni**, Houston's lottery-protected 2016 first-round pick and cash considerations.
- Jul. 21: Re-signed **K.J. McDaniels**.
- Jul. 25: Signed free agent **Marcus Thornton**.
- Aug. 24: Re-signed free agent **Jason Terry**.
- Sep. 21: Signed free agents **Will Cummings**, **Denzel Livingston**, **Joshua Smith** and **Chris Walker**.
- Sep. 28: Signed free agent **Jeremy Tyler**.
- Oct. 13: Claimed **Arsalan Kazemi** off waivers
- Oct. 23: Waived **Will Cummings**, **Denzel Livingston**, **Jeremy Tyler** and **Chris Walker**.
- Oct. 24: Waived **Arsalan Kazemi** and **Joshua Smith**.
- Nov. 1: Signed free agent **Chuck Hayes**.
- Nov. 8: Waived **Chuck Hayes**.
- Nov. 18: Relieved **Kevin McHale** of his head coaching duties and named **J.B. Bickerstaff** interim head coach and **Chris Finch** associate head coach.

## 2016

- Jan. 22: Acquired **Josh Smith** via trade from the L.A. Clippers for along with the rights to **Sergei Lishouk** and cash considerations in exchange for the rights to **Maarty Leunen**.
- Feb. 18: Filed three-way trade with Detroit and Philadelphia in which Rockets traded **Donatas Motiejunas** and **Marcus Thornton** to the Pistons and Denver's 2017 second round pick to the Sixers and received a protected 2016 first round pick from Detroit and the draft rights to **Chukwudiebere Maduabum** from Philly [Trade rescinded by Detroit on 2/22].
- Feb. 26: Waived guard **Marcus Thornton**.
- Mar. 2: Waived guard **Ty Lawson**.
- Mar. 4: Signed free agent **Michael Beasley**.
- Mar. 9: Signed free agent **Andrew Goudelock**.
- June 1: Named **Mike D'Antoni** head coach.
- Jun 23: Selected **Chinanu Onuaku** (37th overall) and **Zhou Qi** (43rd overall) in the 2016 NBA Draft.
- July 9: Waived **Andrew Goudelock**... Signed free agents **Ryan Anderson** and **Eric Gordon**... Signed **James Harden** to four-year contract extension.

- July 20: Signed free agent **Nene**... Signed rookie **Chinanu Onuaku**.
- July 29: Signed free agent **Pablo Prigioni**.
- Sep. 22: Acquired **Tyler Ennis** from Milwaukee in exchange for **Michael Beasley**.
- Sep. 23: Signed free agents **Bobby Brown**, **Gary Payton II**, **Isaiah Taylor** and **Kyle Wiltjer**.
- Sep. 30: Signed free agent **P.J. Hairston**.
- Oct. 16: Waived **Isaiah Taylor**.
- Oct. 22: Signed **Le'Bryan Nash**.
- Oct. 24: Waived **P.J. Hairston**, **Le'Bryan Nash**, **Gary Payton II** and **Pablo Prigioni**.
- Dec. 5: Matched Brooklyn's offer sheet for restricted free agent **Donatas Motiejunas**... Waived **Bobby Brown**.
- Dec. 9: Withdrew offer sheet for restricted free agent **Donatas Motiejunas**.
- Dec. 15: Renounced rights to restricted free agent **Donatas Motiejunas**.

## 2017

- Feb. 23: Acquired **Lou Williams** from the L.A. Lakers in exchange for **Corey Brewer** and a first round pick... traded **K.J. McDaniels** to Brooklyn for cash considerations... traded **Tyler Ennis** and the rights to **Brad Newley** to the Lakers in exchange for **Marcelo Huertas**.
- Feb. 25: Waived **Marcelo Huertas**.
- Feb. 27: Signed **Isaiah Taylor**.
- Mar. 10: Signed **Troy Williams** to a 10-day contract.
- Mar. 20: Signed **Troy Williams** for remainder of season.
- June 21: Signed General Manager **Daryl Morey** to a four-year contract extension.
- June 22: Selected **Isaiah Hartenstein** with the 43rd overall pick in the 2017 NBA Draft... Traded the draft rights to **Dillon Brooks** (45th overall) to Memphis in exchange for a future second round pick.
- June 28: Acquired **Ryan Kelly** from Atlanta in exchange for cash considerations... Acquired **DeAndre Liggins** from Dallas exchange for cash considerations... Acquired **Darrun Hilliard** from Detroit in exchange for cash considerations... Acquired **Shawn Long** from Philadelphia in exchange for a future second round pick and cash considerations... Acquired **Tim Quarterman** from Portland in exchange for cash considerations... Acquired **Chris Paul** from the L.A. Clippers in exchange for **Patrick Beverley**, **Sam Dekker**, **Montrezl Harrell**, **Hilliard**, **Liggins**, **Lou Williams**, **Kyle Wiltjer**, a future first round pick and cash considerations.
- July 6: Signed **P.J. Tucker** and **Zhou Qi**.
- July 7: Waived **Ryan Kelly**.
- July 8: Signed **James Harden** to a four-year contract extension... Signed rookie free agent **Cam Oliver**.
- July 17: Signed free agent **Tarik Black**.
- July 19: Signed free agent **Luc Mbah a Moute**.
- July 25: Re-signed free agent **Troy Williams**.
- July 30: Waived **Jarrod Uthoff**.
- Aug. 21: Signed **Demetrius Jackson** to a two-way contract.
- Sep. 22: Signed free agent **Chris Johnson**.
- Sep. 25: Re-signed free agent **Bobby Brown**.
- Sep. 26: Waived **Shawn Long**.
- Sep. 27: Signed free agent **George de Paula**.
- Oct. 6: **Tilman J. Fertitta** purchases franchise from **Leslie Alexander**.
- Oct. 13: Waived **George de Paula**, **Chris Johnson**, **Tim Quarterman**, and **Isaiah Taylor**... Signed **Danuel House, Jr.**
- Oct. 15: Waived **Danuel House, Jr.** and **Cam Oliver**.
- Oct. 24: Signed **Brianté Weber** to a two-way contract.
- Oct. 25: Signed free agent **Isaiah Canaan**.
- Oct. 28: Waived **Isaiah Canaan**.
- Dec. 28: Signed **Gerald Green**.

## 2018

- Jan. 5: Waived **Bobby Brown**.
- Jan. 6: Terminated **Demetrius Jackson's** two-way contract and signed him to a 10-day contract.
- Jan. 14: Signed **R.J. Hunter** to a two-way contract.

**Jan. 15:** Signed **Markel Brown** to a two-way contract and waived **Brianté Weber**.  
**Feb. 9:** Signed free agent **Bobby Brown**.  
**Feb. 12:** Signed free agent **Brandon Wright**; waived **Bobby Brown**.  
**Feb. 14:** Signed free agent **Joe Johnson**; waived **Troy Williams**.  
**Mar. 23:** Waived **Brandon Wright** and signed **Le'Bryan Nash** to a 10-day contract.  
**Mar. 30:** Released **Le'Bryan Nash** and signed **Tim Quarterman**.  
**Apr. 11:** Waived **Tim Quarterman** and signed **Aaron Jackson**.  
**June 21:** Selected **De'Anthony Melton** with the 46th overall pick in the 2018 NBA Draft... Acquired the rights to **Vincent Edwards**, the 52nd overall pick in the draft, from Utah in exchange for cash considerations.  
**June 27:** Exercised the fourth-year option on **Mike D'Antoni's** contract.  
**June 28:** Exercised the 2018-19 team option for **Aaron Jackson**.  
**July 5:** Signed rookie free agent **Gary Clark** and rookie **Vincent Edwards**... Waived **Aaron Jackson**.  
**July 6:** Signed free agent **Michael Carter-Williams**.  
**July 8:** Re-signed **Chris Paul**.  
**July 9:** Re-signed **Gerald Green**.  
**July 13:** Signed free agent **James Ennis**.  
**July 25:** Signed **Isaiah Hartenstein**.  
**July 27:** Re-signed **Clint Capela**.  
**Aug. 2:** Traded **Chinanu Onuaku** and cash considerations to Dallas in exchange for the rights to **Maarty Leunen**; the Mavericks also received the rights to swap a protected future second round pick with Houston.  
**Aug. 10:** Signed **Rob Gray**.  
**Aug. 13:** Signed **Carmelo Anthony**.  
**Aug. 18:** Waived **R.J. Hunter**.  
**Aug. 20:** Signed **Bruno Caboclo**.  
**Aug. 31:** Traded **Ryan Anderson** and **De'Anthony Melton** to Phoenix in exchange for **Marquese Chriss** and **Brandon Knight**.  
**Oct. 8:** Waived **Rob Gray**.  
**Oct. 9:** Signed **Brandon Sampson**.  
**Oct. 10:** Signed **Angel Rodriguez**.  
**Oct. 12:** Signed **Tim Bond**... Signed and waived **Alessandro Gentile**.  
**Oct. 13:** Waived **Tim Bond**, **Bruno Caboclo**, **Angel Rodriguez**, and **Brandon Sampson**.  
**Nov. 26:** Signed **Danuel House Jr.**  
**Dec. 4:** Waived **Danuel House Jr.**  
**Dec. 6:** Signed **Danuel House, Jr.** to a two-way contract and converted **Gary Clark's** two-way contract into a standard contract.  
**Dec. 17:** Waived **Zhou Qi**.  
**Dec. 24:** Signed **Austin Rivers**.

## 2019

**Jan. 7:** Traded **Michael Carter-Williams** and cash considerations to Chicago in exchange for a future conditional second round pick.  
**Jan. 16:** Signed **James Nunnally** to a 10-day contract.  
**Jan. 21:** Waived **James Nunnally** and signed free agent **Kenneth Faried**.  
**Jan. 22:** Traded **Carmelo Anthony**, cash considerations, and the rights to **Jon Diebler** to Chicago in exchange for the rights to **Tadija Dragičević**.  
**Feb. 7:** As part of a three-team trade with Cleveland and Sacramento, acquired **Iman Shumpert** from the Kings and **Wade Baldwin IV**, **Nik Stauskas**, and a 2021 second round pick from Cleveland while sending a 2020 second round pick to the Kings and **Marquese Chriss**, **Brandon Knight** and a 2019 first round pick to Cleveland... Traded **Baldwin IV**, **Stauskas** and the 2021 second round pick acquired from Cleveland were then traded to Indiana along with the rights to **Maarty Leunen** in exchange for cash considerations... Traded **James Ennis** to Philadelphia for the right to swap for the more favorable 2021 second round pick.  
**Feb. 22:** Signed **Terrence Jones** and **Chris Chiozza**

to 10-day contracts.  
**March 4:** Signed **Terrence Jones** to a second 10-day contract.  
**March 13:** Converted **Danuel House Jr.'s** two-way contract into a standard contract.  
**March 23:** Signed **Chris Chiozza**.  
**March 26:** Claimed **Trevon Duval** off waivers as a two-way player.  
**Apr. 7:** Signed **Michael Frazier**.  
**June 12:** Claimed **Deyonta Davis** off waivers from Atlanta.  
**July 3:** Signed **Chris Clemons**, **William McDowell-White** and **Shamorie Ponds**.  
**July 16:** Traded **Chris Paul** along with two future first round picks and other draft considerations to Oklahoma City in exchange for **Russell Westbrook**.  
**July 17:** Re-signed **Danuel House Jr.** and **Austin Rivers**.  
**July 18:** Signed free agent **Tyson Chandler**.  
**July 22:** Re-signed **Gerald Green**.  
**July 23:** Signed free agent **Ben McLemore**.  
**July 25:** Signed free agent **Anthony Bennett**.  
**July 30:** Waived **Chris Chiozza** and **Denyonta Davis**.  
**Aug. 31:** Re-signed **Eric Gordon**.  
**Sept. 6:** Re-signed **Neñé**.  
**Sept. 23:** Signed free agent **Jaron Blossomgame**.  
**Sept. 27:** Waived **William McDowell-White** and signed free agent **Ryan Anderson**.  
**Oct. 10:** Waived **Anthony Bennett**.  
**Oct. 11:** Claimed **Ray Spalding** off waivers.  
**Oct. 17:** Waived **Jaron Blossomgame** and **Michael Frazier**; signed **Matur Maker**.  
**Oct. 19:** Waived **Matur Maker**, **Shamorie Ponds**, and **Ray Spalding**.  
**Oct. 20:** Signed **Michael Frazier** as a Two-Way player.  
**Oct. 21:** Signed and waived **Ronshad Shabazz**; converted **Chris Clemons** to Two-Way contract.  
**Nov. 18:** Waived **Ryan Anderson**.  
**Dec. 27:** Signed **Chris Clemons** to standard NBA contract; signed **William Howard** to two-way contract.

## 2020

**Jan. 7:** Waived **Gary Clark**.  
**Feb. 5:** Acquired **Jordan Bell** and **Robert Covington** from Minnesota as part of a four-team trade also involving Atlanta and Denver with **Clint Capela**, **Gerald Green**, and **Neñé** outgoing.  
**Feb. 6:** Traded **Jordan Bell** to Memphis for **Bruno Caboclo**.  
**Feb. 18:** Signed **Jeff Green** to a 10-day contract.  
**Feb. 20:** Signed free agent **DeMarre Carroll**.  
**Feb. 28:** Signed **Jeff Green** for remainder of season.  
**Feb. 23:** Signed **David Nwaba** and waived **Isaiah Hartenstein**.  
**July 7:** Signed free agent **Luc Mbah a Moute**.  
**Oct. 30:** Named **Stephen Silas** head coach.  
**Nov. 21:** Claimed **Kenny Wooten** off waivers from New York.  
**Nov. 22:** Traded **Robert Covington** to Portland in exchange for **Trevor Ariza**, the rights to **Isaiah Stewart**, and a future first round pick.  
**Nov. 24:** Acquired **Christian Wood** via sign-and-trade from Detroit along with a future first round pick and a future second round pick in exchange for **Trevor Ariza**, the rights to **Isaiah Stewart**, a second round pick, and cash considerations.  
**Nov. 25:** Acquired the rights to **KJ Martin** from Sacramento in exchange for a future second round pick.  
**Nov. 26:** Re-signed **Bruno Caboclo**, signed **Mason Jones** to a two-way contract and signed free agents **Sterling Brown** and **Jae'Sean Tate**.  
**Nov. 27:** Sent **Austin Rivers** to New York as part of sign-and-trade in which Knicks also received the rights to **Sergio Llull**, **Tadija Dragičević** & **Axel Hervelle** while the

# Dates & Deals

- Dec. 1:** Rockets received the rights to **Issuf Sanon**. Signed **KJ Martin** and free agents **DeMarcus Cousins**, **Jerian Grant**, **Gerald Green**, **Trevelin Queen**, and **Brodric Thomas**.
- Dec. 2:** Acquired **John Wall** and a future first round pick from Washington in exchange for **Russell Westbrook**.
- Dec. 16:** Waived **Jerian Grant**, **Trevelin Queen**, and **Kenny Wooten**.
- Dec. 17:** Signed **Trey Murrining** and **William McDowell-White**.
- Dec. 19:** Signed **Josh Reaves**; Waived **Gerald Green**, **William McDowell-White**, **Trey Murrining**, and **Josh Reaves**; Converted **Brodric Thomas** to a two-way contract.
- 2021**
- Jan. 14:** Waived **Bruno Caboclo**.
- Jan. 16:** As part of a four-team trade with Brooklyn, Cleveland and Indiana, sent **James Harden** to the Nets and a future second round pick to the Pacers in exchange for **Victor Oladipo** from Indiana, **Danté Exum** from the Cavs, and **Rodion Kurucs** from Brooklyn along with several draft assets.
- Jan. 22:** Acquired **Kevin Porter Jr.** from Cleveland for a second round pick; waived **Chris Clemons**.
- Feb. 12:** Signed **Ray Spalding** to a two-way contract and waived **Brodric Thomas**.
- Feb. 16:** Waived **Ray Spalding**.
- Feb.. 19:** 2/19: Signed **Justin Patton** to a two-way contract.
- Feb. 23:** Waived **DeMarcus Cousins**.
- March 8:** Waived **Mason Jones** and signed **Anthony Lamb** to a two-way contract.
- March 11:** Signed **Mason Jones** to a 10-day contract.
- March 19:** Traded **P.J. Tucker**, **Rodions Kurucs** and draft assets to Milwaukee for **D.J. Augustin**, **D.J. Wilson** and draft assets.
- March 25:** Traded **Victor Oladipo** to Miami in exchange for **Avery Bradley**, **Kelly Olynyk** and a draft asset.
- April 3:** Signed **Armoni Brooks** to a two-way contract; Waived **Ben McLemore** and **Justin Patton**.
- April 5:** Claimed **DaQuan Jeffries** off waivers from Sacramento.
- May 7:** Signed **Khyri Thomas** to a 10-day contract using a hardship exception.
- May 10:** Signed **Cameron Oliver** to a 10-day contract using a hardship exception.
- May 13:** Waived **DaQuan Jeffries**.
- May 14:** Signed **Khyri Thomas** to a multi-year deal and signed **Cam Reynolds** to a 10-day contract.
- July 29:** Selected **Jalen Green** (2nd overall), **Usman Garuba** (23rd overall) and **Josh Christopher** (24th overall) in the 2021 NBA Draft while acquiring the rights to **Alperen Sengun** (16th overall) from Oklahoma City in exchange for two future first round picks.
- Aug. 7:** Acquired **Daniel Theis** from Chicago via a sign-and-trade in exchange for cash considerations.
- Aug. 9:** Re-signed **David Nwaba**.
- Aug. 13:** Signed **Matthew Hurt** to a two-way contract.
- Aug. 25:** Signed **Tyler Bey** and **Daishen Nix**.
- Aug. 27:** Re-signed **Armoni Brooks**.
- Sept. 6:** Signed **Anthony Lamb** to a two-way contract.
- Sept. 17:** Waived **Tyler Bey** and re-signed **Danté Exum**.
- Sept. 24:** Waived **Matthew Hurt**.
- Sept. 26:** Signed **Tyler Bey** to a two-way contract.
- Oct. 6:** Waived **Khyri Thomas**... acquired a 2024 second round pick and **Sekou Doumbouya** from Brooklyn in exchange for cash considerations.
- Oct. 7:** Waived **Sekou Doumbouya**.
- Oct. 13:** Waived **Tyler Bey** and signed **Marcus Foster**; Signed **Brooks** to a two-way contract.
- Oct. 14:** Signed **Armoni Brooks** to a multi-year deal.
- Oct. 15:** Waived **Marcus Foster**; Signed **Daishen Nix** to a two-way contract; Signed **Christian Vital**.
- Oct. 16:** Waived **Danté Exum** and **Christian Vital**.
- Oct. 17:** Signed **Mfiondu Kabengele**.
- Oct. 18:** Waived **Mfiondu Kabengele** and **Anthony Lamb**... Claimed **Garrison Mathews** off waivers and converted him to a two-way contract.
- Dec. 18:** Waived **Danuel House Jr.**, converted **Mathews** to a standard NBA contract and called-up **Trevelin Queen** to a two-way contract.
- Dec. 28:** Signed **Dejon Jarreau** to a 10-day contract using a hardship exemption.
- 2022**
- Feb. 10:** Waived **D.J. Augustin** and **Armoni Brooks**... Traded **Theis** to Boston for **Dennis Schroder**, **Bruno Fernando** and **Enes Freedom**.
- Feb. 14:** Waived **Enes Freedom**... Converted **Daishen Nix** to a standard contract.
- March 23:** Signed **Anthony Lamb** to a two-way contract.
- June 23:** Selected **Jabari Smith Jr.** (3rd overall) and **Tari Eason** (17th overall) in the 2021 NBA Draft.
- June 24:** Traded **Christian Wood** to Dallas in exchange for **Sterling Brown**, **Marquese Chriss**, **Boban Marjanović**, **Trey Burke** and the rights to **Wendell Moore Jr.** (26th overall)... traded the rights to Moore to Minnesota in exchange for the rights to **TyTy Washington Jr.** (29th overall) and two future second round picks.
- June 28:** Waived **John Wall**.
- July 1:** Signed **Trevor Hudgins** to a two-way contract.
- July 6:** Re-Signed **Jae'Sean Tate**.
- July 26:** Re-Signed **Bruno Fernando**.
- Sept. 30:** Traded **Sterling Brown**, **Trey Burke**, **Marquese Chriss**, and **David Nwaba** to Oklahoma City in exchange for **Derrick Favors**, **Maurice Harkless**, **Ty Jerome**, **Théo Maledon**, a 2025 second round pick via Atlanta, and cash considerations
- Waived **Ty Jerome**.
- 10/1:** Waived **Bruno Fernando** to a multi-year deal.
- 10/3:** Signed **Willie Cauley-Stein**.
- 10/9:** Signed **Willie Cauley-Stein**.
- 10/11:** Waived **Maurice Harkless** and **Théo Maledon**... Claimed **Darius Days** off waivers... signed **Trhae Mitchell**.
- 10/12:** Waived **Trhae Mitchell**.

## Individual

### Rockets player with 50 points

4/29/21 vs. Milwaukee – Kevin Porter Jr. (50)

### Opponent with 50 points

4/11/14 at Minnesota – Corey Brewer (51)

### Rockets player with triple-double

3/30/22 vs. Sacramento – Kevin Porter Jr. (30 pt, 12 reb, 12 ast)

### Opponent with triple-double

3/9/22 at L.A. Lakers – LeBron James (23 pt, 14 reb, 12 ast)

### Rockets player with 30 point-20 rebound game

1/18/16 at L.A. Clippers – Dwight Howard (36 pt, 26 reb.)

### Opponent with 30 point-20 rebound game

2/25/17 vs. Minnesota – Karl-Anthony Towns (37 pt, 22 reb)

### Rockets player with 20 point-20 rebound game

1/8/20 at Atlanta – Clint Capela (22 pt, 22 reb)

### Opponent with 20 point-20 rebound game

1/16/19 vs. Brooklyn – Jarret Allen (20 pt, 24 reb)

### Rockets player with 30 rebounds

11/2/96 at Phoenix – Charles Barkley (33)

### Opponent with 30 rebounds

2/21/95 vs. San Antonio – Dennis Rodman (30)

### Rockets player with 20 rebounds

1/8/20 at Atlanta – Clint Capela (22 reb)

### Opponent with 20 rebounds

1/16/19 vs. Brooklyn – Jarret Allen (24 reb)

### Rockets player with 20 point-15 assist game

12/26/20 at Portland – James Harden (44 pt, 17 ast)

### Opponent with 20 point-15 assist game

3/22/16 at OKC – Russell Westbrook (21 pt, 15 ast)

### Rockets player with 20 assists

1/25/83 vs. New Jersey – Allen Leavell (22)

### Opponent with 20 assists

3/30/96 vs. Portland – Rod Strickland (20)

### Rockets player with 15 assists

3/26/21 at Minnesota – John Wall (15 ast)

### Opponent with 15 assists

2/15/21 at Washington – Russell Westbrook (15 ast)

### Rockets player perfect from the field (min. 8 attempts)

3/11/22 vs. Dallas – Bruno Fernando (8-8)

### Opponent perfect from the field (min. 8 attempts)

3/16/22 vs. Phoenix – Torrey Cragg (8-8)

### Rockets player with 20-plus free throws made

12/3/19 at San Antonio – James Harden (24)

### Opponent with 20-plus free throws made

3/22/08 at Phoenix – Amar'e Stoudemire (20)

### Rockets player with 8-plus 3-pointers made

10/24/21 vs. Boston – Jalen Green (8)

### Opponent with 8-plus 3-pointers made

4/5/22 at Brooklyn – Kyrie Irving (8)

### Rockets player with 7-plus steals

10/24/18 vs. Utah – P.J. Tucker (7)

### Opponent with 7-plus steals

11/14/21 vs. Phoenix – Chris Paul (7)

### Rockets player with 10-plus blocks

4/13/96 vs. Dallas – Hakeem Olajuwon (10)

### Opponent with 10-plus blocks

11/4/73 at L.A. Lakers – Elmore Smith (14)

## Team

### Won by 40-plus points

1/8/21 vs. Orlando (+42, 132-90)

### Lost by 40-plus points

2/28/21 vs. Memphis (-49, 84-133)

### Rockets scored 150-plus points

7/31/20 vs. Dallas (W-OT, 153-149)

### Opponent scored 150-plus points

10/30/19 at Washington (W 159-158)

### Rockets scored 80-plus points in half

1/11/20 vs. Minnesota (82, 2nd)

### Opponent scored 80-plus points in half

4/3/22 vs. Minnesota (80, first)

### Rockets scored fewer than 30 points in half

12/3/18 at Minnesota (29, 2nd)

### Opponent scored fewer than 30 points in half

11/6/14 vs. San Antonio (29, 1st)

### Rockets had 60-plus rebounds

11/29/21 vs. Oklahoma City (60)

### Opponent had 60-plus rebounds

4/21/21 vs. Utah (61)

### Rockets had 40-plus assists

12/14/16 vs. Sacramento (40)

### Opponent had 40-plus assists

4/6/13 at Denver (40)

### Rockets had 15-plus steals

12/18/21 at Detroit (15)

### Opponent had 15-plus steals

3/13/22 at New Orleans (17)

### Rockets had 15-plus blocks

11/13/13 at Philadelphia (15, OT)

11/7/92 vs. Seattle (15)

### Opponent had 15-plus blocks

2/28/21 vs. Memphis (16)

### Rockets had 3 30-point scorers in a game

2/26/10 vs. S.A. – K. Martin (33), A. Brooks (31), L. Scola (30)

### Opponent had 3 30-point scorers in a game

3/27/11 at Miami – L. James (33), C. Bosh (31), D. Wade (30)

# Rockets in the Draft

## 1967

### Rd. Player, College

1. Pat Riley, Kentucky
2. Bob Netolicky, Drake
3. Richie Moore, Hiram Scott (NE)
3. Nick Jones, Oregon
4. Ron Kozlicki, Northwestern
4. Craig Dill, Michigan
5. Herb McPherson, Murray State
6. Robert Cole, Saint Louis
7. Elbert Miller, Nevada-Las Vegas
8. Al Grundy, St. Joseph's (PA)
9. Ron Coleman, Missouri
10. John Duncan, Murray State
11. Al Ratzutis, California-Western
12. Martin Navia, New Mexico-Highlands
13. Bob Chlupsa, Manhattan
14. John Tolbert, South Carolina A&T

## 1968

1. Elvin Hayes, Houston
2. John Q. Trapp, Nevada-Las Vegas
3. Stu Lantz, Nebraska
4. Harry Barnes, Northeastern
5. Glen Combs, Virginia Tech
6. Eldridge Webb, Tulsa
7. Rick Adelman, Loyola-Marymount
8. Aaron Sellers, Jackson State
9. John Schetzsie, Ashland
10. Mike Butler, Memphis State
11. Sonny Epps, Clark (GA)
12. Ray Manning, Lane (TN)
13. Dave Miller, San Diego State
14. Chuck Caldwell, Missouri-St. Louis
15. Bill Corley, Connecticut
16. Marshall Evans, Lincoln
17. William Gaines, East Texas State
18. Hal Grant, Pepperdine

## 1969

1. Bobby Smith, Tulsa
2. Bernie Williams, LaSalle
3. Charles Bonaparte, Norfolk State
4. Johnny Allen, Bethune-Cookman
5. Charles Hentz, Arkansas A&M
6. Bob Tallent, George Washington
7. Lynn Shackelford, UCLA
8. Bill DeHeer, Indiana
9. Larry Cheatham, Tulsa
10. Lee Sims, Ashland
11. Justis Thigpen, Weber State
12. Raul Duarte, South Dakota State
13. Joe McBride, Augusta
14. Mike Heckman, UC Irvine
15. Jerry Nickens, Tougaloo
16. Dick Groves, San Jose State
17. Steve Howell, Ohio State
18. Joe Pridgen, North Carolina State
19. Blaine Royer, Illinois State

## 1970

1. Rudy Tomjanovich, Michigan
2. Calvin Murphy, Niagara
3. Curtis Perry, SW Missouri
4. Jody Finney, Ohio State
5. Jim Gilbert, Adams State
6. Mike Kretzer, East Tennessee
7. Bill Paultz, St. John's
8. Don Adams, Northwestern
9. Jim Gottschall, Dayton
10. Toke Coleman, Eastern Kentucky

11. Ron Belton, Bellarmine
12. Jim Brooks, Nebraska
13. Harry Lozon, Old Dominion
14. Clyde Otis, Aurora (IL)
15. Jay Bond, Washington
16. Dean Elofson, Wayne State
17. Dennis Dickens, Azusa-Pacific
18. Jeff Cunningham, UC Irvine

## 1971

### Rd. Player, College

1. Cliff Meely, Colorado
2. Mike Newlin, Utah
3. Tom Owens, South Carolina
4. Rudy Benjamin, Michigan State
5. Greg Nelson, Jacksonville
6. Gary Reist, Rice
7. Eric Hill, Minnesota
8. Rick Katherman, Duke
9. Willie Cherry, Denver
10. Calvin Oliver, Pan American
11. Doug Rex, UC Santa Barbara
12. Chris Schrobilgen, Southern Cal
13. Lee McCullough, Indiana State (PA)
14. Gene Robertson, Canisius
15. Bill Quigg, Gonzaga
16. Leonard Jackson, Oregon
17. Steve Sims, Pepperdine
18. Carlos Quintinar, Mexico
19. Gary Schneider, San Diego State

## 1972

2. John Gianelli, Pacific
3. Eric McWilliams, Long Beach State
4. Wil Robinson, West Virginia
5. James Silas, Stephen F. Austin
6. Mike Collins, Seattle
7. Mike Jackson, Los Angeles State
8. Henry Harris, Auburn

## 1973

1. Ed Ratleff, Long Beach State
2. E.C. Coleman, Houston Baptist
4. Lee Colburn, South Dakota State
5. Gary Rhoades, Colorado State
6. Tom Peck, Wisconsin-Eau Claire
8. John Thomas, Missouri Southern

## 1974

1. Bobby Jones, North Carolina
2. Gus Bailey, Texas-El Paso
3. Robert Wilson, Iowa State
4. Larry Robinson, Texas
5. Owen Wells, Detroit
6. Lawrence Johnson, Prairie View A&M
7. Kevin Fitzgerald, Oklahoma State
8. Steve Brooks, Arkansas State
9. Ken Stallings, Missouri-Rolla
10. Marcus Washington, Marquette

## 1975

1. Joe Meriweather, Southern Illinois
2. Jim Blanks, Garner-Webb
3. Rudy White, Arizona State
4. Ken Smith, Tulsa
5. Rick Whitlow, Illinois State
6. William Johnson, Texas Tech
7. Nate Barnett, Akron
8. Leon Johnson, Centenary



# Rockets in the Draft

## 1976

1. John Lucas, Maryland
2. Phil Hicks, Tulane
3. Barnes Hauptfuhrer, Princeton
4. Hercle Ivy, Iowa State
5. David Marrs, Houston
6. Robert Paige, Houston Baptist
7. Barry Davis, Texas A&M
8. Dan Krueger, Texas

## 1977

2. Larry Moffett, Nevada-Las Vegas
2. Robert Reid, St. Mary's (TX)
3. Phil Bond, Louisville
4. Rocky Smith, Oregon State
5. Ed Thompson, Idaho State

## 1978

2. Buster Matheny, Utah
3. Billy Ray Bates, Kentucky State
4. Jackie Robinson, Nevada-Las Vegas
4. Joel Thompson, Michigan
5. Gary Goodney, Texas
6. Eddie Joe Chavez, Santa Clara
7. Stan Stewart, Loyola-Marymount

## 1979

1. Lee Johnson, East Texas State
2. Paul Mokeski, Kansas
3. Ricardo Brown, Pepperdine
4. Sammy Drummer, Georgia Tech
4. Lionel Green, Louisiana State
5. Allen Leavell, Oklahoma City

## 1980

2. John Stroud, Mississippi
2. Terry Stotts, Oklahoma
2. Billy Williams, Clemson
4. Dean Hunger, Utah State
5. Albert Jones, New Mexico State
6. Everette Jefferson, New Mexico
7. Joe Nehls, Arizona
8. Rosie Barnes, Bowling Green

## 1981

2. Ed Turner, Texas A&I
4. Larry Spriggs, Howard
5. Hasan Houston, Bradley
6. Fred Cowan, Kentucky
7. Joe Faine, Bowling Green
8. Stanley Brewer, West Georgia

## 1982

1. Terry Teagle, Baylor
2. Jeff Taylor, Texas Tech
3. Chuck Nevitt, North Carolina State
4. Andrew Gaddy, George Mason
5. Jeff Schneider, Virginia Tech
6. Donald Wilson, NE Louisiana
7. Mike Helms, Wake Forest
8. Dan Callandrillo, Seton Hall

## 1983

1. Ralph Sampson, Virginia
1. Rodney McCray, Louisville
3. Craig Ehlo, Washington State
4. Darrell Browder, Texas Christian
5. Chuck Barnett, Oklahoma
6. Jim Stack, Northwestern
7. Brian Kellerman, Idaho
8. Jeff Boldring, Arkansas State
9. James Campbell, Oklahoma State

## 1984

### Rd. Player, College

1. Hakeem Olajuwon, Houston
3. Jim Petersen, Minnesota
4. Willie Jackson, Centenary
5. Al McClain, New Hampshire
7. Joedy Gardner, Long Beach State
8. Greg Wolff, Angelo State
9. Bill Coon, Presbyterian
10. Robert Turner, Canisius

## 1985

1. Steve Harris, Tulsa
2. Sam Mitchell, Mercer
3. Michael Payne, Iowa
4. Michael Brooks, Tennessee
6. Sam Potter, Oral Roberts
7. Don Turney, Marshall

## 1986

1. Buck Johnson, Alabama
2. Dave Feit, Texas-El Paso
3. Anthony Bowie, Oklahoma
4. Conner Henry, UC Santa Barbara
5. Andrew Banks, Iowa
6. Robert Worthy, Dyke (OH)
7. Rick Olson, Wisconsin

## 1987

2. Doug Lee, Purdue
4. Joe Niego, Lewis (IL)
5. Andre LaFleur, Northeastern
6. Fred Jenkins, Tennessee
7. Clarence Grier, Campbell

## 1988

1. Derrick Chievous, Missouri

## 1989

None

## 1990

1. Alec Kessler, Georgia

## 1991

1. John Turner, Phillips
2. Keith Hughes, Rutgers
2. Zan Tabak, Croatia

## 1992

1. Robert Horry, Alabama
2. Ron "Popeye" Jones, Murray State
2. Curtis Blair, Richmond

## 1993

1. Sam Cassell, Florida State
2. Richard Petruska, UCLA
2. Marcelo Nicola, Argentina

## 1994

2. Albert Burditt, Texas

## 1995

2. Erik Meek, Duke

## 1996

2. Othella Harrington, Georgetown
2. Randy Livingston, Louisiana State
2. Terrell Bell, Georgia

# Rockets in the Draft

## 1997

1. Rodrick Rhodes, Southern California
2. Serge Zwikker, North Carolina

## 1998

1. Michael Dickerson, Arizona
1. Bryce Drew, Valparaiso
1. Mirsad Turkcan, Turkey
2. Cuttino Mobley, Rhode Island

## 1999

1. Kenny Thomas, New Mexico
2. Tyrone Washington, Mississippi State
2. Venson Hamilton, Nebraska

## 2000

1. Joel Przybilla, Minnesota
2. Eduardo Najera, Oklahoma

## 2001

1. Richard Jefferson, Arizona
1. Jason Collins, Stanford
1. Brandon Armstrong, Pepperdine

## 2002

1. Yao Ming, China
1. Bostjan Nachbar, Slovenia
2. Tito Maddox, Fresno State

## 2003

2. Malick Badiane, Senegal

## 2004

2. Luis Flores, Manhattan

## 2005

1. Luther Head, Illinois

## 2006

1. Rudy Gay, Connecticut
2. Steve Novak, Marquette

## 2007

1. Aaron Brooks, Oregon
2. Brad Newley, Australia

## 2008

1. Nicolas Batum, France
2. Maarty Leunen, Oregon

## 2009

None

## 2010

1. Patrick Patterson, Kentucky

## 2011

1. Marcus Morris, Kansas
1. Nikola Mirotic, Montenegro
2. Chandler Parsons, Florida

## 2012

1. Jeremy Lamb, Connecticut
1. Royce White, Iowa State
1. Terrence Jones, Kentucky

## 2013

2. Isaiah Canaan, Murray State

## 2014

1. Clint Capela, Switzerland
2. Nick Johnson, Arizona
2. Alessandro Gentile, Italy

## 2015

1. Sam Dekker, Wisconsin
2. Montrezl Harrell, Louisville

## 2016

2. Chinanu Onuaku, Louisville
- Zhou Qi, China

## 2017

2. Isaiah Hartenstein, USA/Germany
2. Dillon Brooks, Oregon

## 2018

2. De'Anthony Melton, USC

## 2019

None

## 2020

None

## 2021

1. Jalen Green, G League Ignite
1. Usman Garuba, Spain
1. Josh Christopher, Arizona State

## 2022

1. Jabari Smith Jr., Auburn
1. Tari Eason, LSU

# Rockets Starting Lineups

(Number of Games Started in Parentheses)

<b>First Game</b>	<b>1967-68</b>	<b>Last Game</b>	<b>1977-78</b>	<b>Last Game</b>
Johnny Green	F	Dave Gambee	F	Alonzo Bradley
Don Kojis	F	Toby Kimball	F	Robert Reid
John Block	C	Henry Finkel	C	Kevin Kunnert
John Barnhill	G	John Barnhill	G	John Lucas
Jon McGlocklin	G	Jim Barnett	G	Calvin Murphy
<b>First Game</b>	<b>1968-69</b>	<b>Last Game</b>	<b>1978-79</b>	<b>Last Game</b>
John Block	F	John Block	F	Rick Barry
Don Kojis	F	Don Kojis	F	Rudy Tomjanovich
Elvin Hayes	C	Elvin Hayes	C	Moses Malone
Jim Barnett	G	Rick Adelman	G	Mike Newlin
Pat Riley	G	Stu Lantz	G	Calvin Murphy
<b>First Game</b>	<b>1969-70</b>	<b>Last Game</b>	<b>1979-80</b>	<b>Last Game</b>
John Block	F	John Block	F	Robert Reid
Don Kojis	F	Toby Kimball	F	Billy Paultz
Elvin Hayes	C	Elvin Hayes	C	Moses Malone
Stu Lantz	G	Stu Lantz	G	Tom Henderson
Art Williams	G	Pat Riley	G	Calvin Murphy
<b>First Game</b>	<b>1970-71</b>	<b>Last Game</b>	<b>1980-81</b>	<b>Last Game</b>
John Block	F	Don Adams	F	Robert Reid
Toby Kimball	F	John Trapp	F	Billy Paultz
Elvin Hayes	C	Elvin Hayes	C	Moses Malone
Stu Lantz	G	Stu Lantz	G	Tom Henderson
Larry Siegfried	G	Larry Siegfried	G	Mike Dunleavy
<b>First Game</b>	<b>1971-72</b>	<b>Last Game</b>	<b>1981-82</b>	<b>Last Game</b>
Don Adams	F	Greg Smith	F	Elvin Hayes
Rudy Tomjanovich	F	Rudy Tomjanovich	F	Robert Reid
Elvin Hayes	C	Elvin Hayes	C	Moses Malone
Stu Lantz	G	Stu Lantz	G	Mike Dunleavy
Larry Siegfried	G	Calvin Murphy	G	Tom Henderson
<b>First Game</b>	<b>1972-73</b>	<b>Last Game</b>	<b>1982-83</b>	<b>Last Game</b>
Jack Marin	F	Jack Marin	F	Elvin Hayes
Rudy Tomjanovich	F	Rudy Tomjanovich	F	Wally Walker
Otto Moore	C	Otto Moore	C	Caldwell Jones
Mike Newlin	G	Mike Newlin	G	Allen Leavell
Jimmy Walker	G	Jimmy Walker	G	Terry Teagle
<b>First Game</b>	<b>1973-74</b>	<b>Last Game</b>	<b>1983-84</b>	<b>Last Game</b>
Jack Marin	F	Ron Riley	F	Rodney McCray
Rudy Tomjanovich	F	Rudy Tomjanovich	F	Ralph Sampson
Otto Moore	C	Zaid Abdul-Aziz	C	Elvin Hayes
Calvin Murphy	G	Calvin Murphy	G	Phil Ford
Mike Newlin	G	Ed Ratleff	G	Lewis Lloyd
<b>First Game</b>	<b>1974-75</b>	<b>Last Game</b>	<b>1984-85</b>	<b>Last Game</b>
Cliff Meely	F	Ed Ratleff	F	Rodney McCray
Rudy Tomjanovich	F	Rudy Tomjanovich	F	Ralph Sampson
Zaid Abdul-Aziz	C	Kevin Kunnert	C	Hakeem Olajuwon
Mike Newlin	G	Mike Newlin	G	Lewis Lloyd
Dave Wohl	G	Calvin Murphy	G	Lionel Hollins
<b>First Game</b>	<b>1975-76</b>	<b>Last Game</b>	<b>1985-86</b>	<b>Last Game</b>
Ed Ratleff	F	Ed Ratleff	F	Rodney McCray (82)
Rudy Tomjanovich	F	Rudy Tomjanovich	F	Hakeem Olajuwon (68)
Kevin Kunnert	C	Kevin Kunnert	C	Ralph Sampson (76)
Calvin Murphy	G	Calvin Murphy	G	Lewis Lloyd (82)
Mike Newlin	G	Mike Newlin	G	Robert Reid (5)
<b>First Game</b>	<b>1976-77</b>	<b>Last Game</b>	<b>1986-87</b>	<b>Last Game</b>
John Johnson	F	Moses Malone	F	Rodney McCray (81)
Rudy Tomjanovich	F	Rudy Tomjanovich	F	Jim Petersen (56)
Kevin Kunnert	C	Kevin Kunnert	C	Hakeem Olajuwon (75)
Calvin Murphy	G	Calvin Murphy	G	Allen Leavell (11)
Mike Newlin	G	John Lucas	G	Robert Reid (63)
<b>First Game</b>		<b>Last Game</b>	<b>1977-78</b>	
Moses Malone		Moses Malone	F	
Rudy Tomjanovich		Rudy Tomjanovich	F	
Kevin Kunnert		Kevin Kunnert	C	
John Lucas		John Lucas	G	
Calvin Murphy		Calvin Murphy	G	
<b>First Game</b>		<b>Last Game</b>	<b>1978-79</b>	
Rick Barry		Rick Barry	F	
Rudy Tomjanovich		Rudy Tomjanovich	F	
Moses Malone		Moses Malone	C	
Robert Reid		Robert Reid	C	
Calvin Murphy		Calvin Murphy	G	
<b>First Game</b>		<b>Last Game</b>	<b>1979-80</b>	
Robert Reid		Robert Reid	F	
Rudy Tomjanovich		Rudy Tomjanovich	F	
Moses Malone		Moses Malone	C	
Tom Henderson		Tom Henderson	G	
Calvin Murphy		Calvin Murphy	G	
<b>First Game</b>		<b>Last Game</b>	<b>1980-81</b>	
Robert Reid		Robert Reid	F	
Rudy Tomjanovich		Rudy Tomjanovich	F	
Moses Malone		Moses Malone	C	
Tom Henderson		Tom Henderson	G	
Calvin Murphy		Calvin Murphy	G	
<b>First Game</b>		<b>Last Game</b>	<b>1981-82</b>	
Elvin Hayes		Elvin Hayes	F	
Robert Reid		Robert Reid	F	
Moses Malone		Moses Malone	C	
Mike Dunleavy		Mike Dunleavy	G	
Tom Henderson		Tom Henderson	G	
<b>First Game</b>		<b>Last Game</b>	<b>1982-83</b>	
Elvin Hayes		Elvin Hayes	F	
Wally Walker		Wally Walker	F	
Caldwell Jones		Caldwell Jones	C	
Joe Bryant		Allen Leavell	G	
Allen Leavell		Terry Teagle	G	
<b>First Game</b>		<b>Last Game</b>	<b>1983-84</b>	
Caldwell Jones		Rodney McCray	F	
Wally Walker		Ralph Sampson	F	
Ralph Sampson		Elvin Hayes	C	
Phil Ford		Phil Ford	G	
Lewis Lloyd		Lewis Lloyd	G	
<b>First Game</b>		<b>Last Game</b>	<b>1984-85</b>	
Rodney McCray		Rodney McCray	F	
Ralph Sampson		Ralph Sampson	F	
Hakeem Olajuwon		Hakeem Olajuwon	C	
Lewis Lloyd		Lewis Lloyd	G	
John Lucas		Lionel Hollins	G	
<b>First Game</b>		<b>Last Game</b>	<b>1985-86</b>	
Rodney McCray		Rodney McCray (82)	F	
Ralph Sampson		Hakeem Olajuwon (68)	F	
Hakeem Olajuwon		Ralph Sampson (76)	C	
Lewis Lloyd		Lewis Lloyd (82)	G	
John Lucas (65)		Robert Reid (5)	G	
<b>First Game</b>		<b>Last Game</b>	<b>1986-87</b>	
Rodney McCray		Rodney McCray (81)	F	
Jim Petersen		Jim Petersen (56)	F	
Hakeem Olajuwon		Hakeem Olajuwon (75)	C	
Allen Leavell		Allen Leavell (11)	G	
Mitchell Wiggins (19)		Robert Reid (63)	G	

# Rockets Starting Lineups

First Game		1987-88	Last Game		First Game		1997-98	Last Game	
Buck Johnson (2)	F	Rodney McCray (80)	Mario Elie	F	Mario Elie (59)	Kevin Willis	F	Othella Harrington (3)	Kevin Willis (74)
Ralph Sampson (19)	F	Joe Barry Carroll (30)	Hakeem Olajuwon (45)	C	Clyde Drexler (70)	Clyde Drexler	G	Matt Maloney (78)	
Hakeem Olajuwon	C	Hakeem Olajuwon (79)							
Steve Harris (10)	G	Robert Reid (31)							
Allen Leavell (54)	G	Eric Floyd (55)							
First Game		1988-89	Last Game		First Game		1998-99	Last Game	
Buck Johnson	F	Buck Johnson (51)	Scottie Pippen	F	Scottie Pippen (50)	Charles Barkley	F	Charles Barkley (40)	Hakeem Olajuwon (50)
Otis Thorpe	F	Otis Thorpe (82)	Hakeem Olajuwon	C	Hakeem Olajuwon (50)	Michael Dickerson	G	Michael Dickerson (50)	
Hakeem Olajuwon	C	Hakeem Olajuwon (82)							
Eric Floyd	G	Eric Floyd (82)							
Mike Woodson	G	Mike Woodson (79)							
First Game		1989-90	Last Game		First Game		1999-00	Last Game	
Buck Johnson	F	Buck Johnson (82)	Walt Williams	F	Walt Williams (66)	Charles Barkley (18)	F	Kenny Thomas (29)	Hakeem Olajuwon (55)
Otis Thorpe	F	Otis Thorpe (82)	Hakeem Olajuwon (28)	C	Kelvin Cato (32)	Hakeem Olajuwon	C	Shandon Anderson (82)	Steve Francis (77)
Hakeem Olajuwon	C	Hakeem Olajuwon (82)							
Eric Floyd	G	Eric Floyd (73)							
Mitchell Wiggins (52)	G	Vernon Maxwell (10)							
First Game		1990-91	Last Game		First Game		2000-01	Last Game	
David Wood (13)	F	Buck Johnson (70)	Walt Williams (31)	F	Shandon Anderson (82)	Maurice Taylor (69)	F	Matt Bullard (5)	Hakeem Olajuwon (55)
Otis Thorpe	F	Otis Thorpe (82)	Shandon Anderson	G	Cuttino Mobley (49)	Hakeem Olajuwon	C	Steve Francis (79)	
Hakeem Olajuwon	C	Hakeem Olajuwon (50)							
Kenny Smith	G	Kenny Smith (78)							
Mike Woodson (3)	G	Vernon Maxwell (79)							
First Game		1991-92	Last Game		First Game		2001-02	Last Game	
Matt Bullard (7)	F	Buck Johnson (69)	Glen Rice (20)	F	Terence Morris (12)	Kenny Thomas	F	Kenny Thomas (71)	Kelvin Cato (73)
Otis Thorpe	F	Otis Thorpe (82)	Cuttino Mobley (74)	C	Oscar Torres (13)	Kelvin Cato	C	Tierre Brown (1)	
Hakeem Olajuwon	C	Hakeem Olajuwon (69)							
Vernon Maxwell	G	Vernon Maxwell (80)							
Sleepy Floyd (3)	G	Kenny Smith (80)							
First Game		1992-93	Last Game		First Game		2002-03	Last Game	
Matt Bullard (4)	F	Carl Herrera (12)	Cuttino Mobley	F	James Posey (47)	Eddie Griffin	F	Eddie Griffin (66)	Yao Ming (72)
Robert Horry (79)	F	Otis Thorpe (69)	Hakeem Olajuwon	C	Cuttino Mobley (73)	Kelvin Cato (5)	C	Yao Ming (72)	
Hakeem Olajuwon	C	Hakeem Olajuwon (82)							
Vernon Maxwell (68)	G	Winston Garland (4)							
Kenny Smith	G	Kenny Smith (82)							
First Game		1993-94	Last Game		First Game		2003-04	Last Game	
Robert Horry	F	Robert Horry (81)	Jim Jackson	F	Bostjan Nachbar (3)	Kelvin Cato (67)	F	Scott Padgett (5)	Yao Ming (82)
Otis Thorpe	F	Otis Thorpe (82)	Hakeem Olajuwon	C	Hakeem Olajuwon (80)	Yao Ming	C	Yao Ming (82)	
Hakeem Olajuwon	C	Hakeem Olajuwon (80)							
Vernon Maxwell (73)	G	Sam Cassell (6)							
Kenny Smith	G	Kenny Smith (78)							
First Game		1994-95	Last Game		First Game		2004-05	Last Game	
Robert Horry	F	Robert Horry (81)	Jim Jackson (24)	F	Ryan Bowen (6)	Maurice Taylor (16)	F	Clarence Weatherspoon (18)	Yao Ming (80)
Otis Thorpe (35)	F	Chucky Brown (14)	Yao Ming	C	Bob Sura (59)	Yao Ming	C	David Wesley (53)	
Hakeem Olajuwon (72)	C	Pete Chilcutt (17)	Tracy McGrady (78)	G	David Wesley (53)	Tracy McGrady	G		
Vernon Maxwell (54)	G	Clyde Drexler (34)	Charlie Ward (13)	G					
Kenny Smith	G	Kenny Smith (81)							
First Game		1995-96	Last Game		First Game		2005-06	Last Game	
Robert Horry (71)	F	Mario Elie (16)	Tracy McGrady (47)	F	Keith Bogans (22)	Chucky Brown	F	Juwan Howard (80)	Dikembe Mutombo (23)
Chucky Brown	F	Chucky Brown (82)							
Hakeem Olajuwon	C	Hakeem Olajuwon (72)							
Clyde Drexler (51)	G	Sam Mack (20)							
Kenny Smith	G	Kenny Smith (56)							
First Game		1996-97	Last Game		First Game		2006-07	Last Game	
Mario Elie (77)	F	Eddie Johnson (2)	Shane Battier	F	Shane Battier (82)	Kevin Willis (32)	F	Chuck Hayes (43)	Juwan Howard (38)
Kevin Willis	F	Charles Barkley (53)	Tracy McGrady (71)	F	Chuck Hayes (43)	Hakeem Olajuwon	C	Juwan Howard (38)	Luther Head (10)
Hakeem Olajuwon	C	Hakeem Olajuwon (78)	Yao Ming (48)	C	Rafer Alston (63)	Clyde Drexler	G	Rafer Alston (82)	
Clyde Drexler	G	Clyde Drexler (62)							
Matt Maloney	G	Matt Maloney (82)							

# Rockets Starting Lineups

<b>First Game</b>	<b>2007-08</b>	<b>Last Game</b>	<b>First Game</b>	<b>2017-18</b>	<b>Last Game</b>
Shane Battier	F	Shane Battier (78)	Trevor Ariza (67)	F	Gerald Green (2)
Chuck Hayes (44)	F	Luis Scola (39)	Ryan Anderson (50)	F	P.J. Tucker (34)
Yao Ming (55)	C	Dikembe Mutombo (65)	Clint Capela (74)	C	Tarik Black (2)
Tracy McGrady	G	Tracy McGrady (62)	Chris Paul (58)	G	Joe Johnson (1)
Rafer Alston (74)	G	Bobby Jackson (5)	James Harden (72)	G	R.J. Hunter (1)
<b>First Game</b>	<b>2008-09</b>	<b>Last Game</b>	<b>First Game</b>	<b>2018-19</b>	<b>Last Game</b>
Ron Artest	F	Shane Battier (59)	P.J. Tucker	F	P.J. Tucker (82)
Luis Scola	F	Luis Scola (82)	James Ennis (25)	F	Eric Gordon (53)
Yao Ming	C	Yao Ming (77)	Clint Capela	C	Clint Capela (67)
Tracy McGrady (35)	G	Ron Artest (55)	Chris Paul	G	Chris Paul (58)
Rafer Alston (48)	G	Aaron Brooks (35)	James Harden	G	James Harden (78)
<b>First Game</b>	<b>2009-10</b>	<b>Last Game</b>	<b>First Game</b>	<b>2019-20</b>	<b>Last Game</b>
Shane Battier (62)	F	Trevor Ariza (71)	P.J. Tucker	F	P.J. Tucker (72)
Luis Scola	F	Luis Scola (82)	Danuel House Jr.	F	Jeff Green (2)
Chuck Hayes	C	Chuck Hayes (82)	Clint Capela	C	Robert Covington (21)
Trevor Ariza	G	Kevin Martin (22)	Russell Westbrook	G	Eric Gordon (15)
Aaron Brooks	G	Aaron Brooks (82)	James Harden	G	James Harden (68)
<b>First Game</b>	<b>2010-11</b>	<b>Last Game</b>	<b>First Game</b>	<b>2020-21</b>	<b>Last Game</b>
Shane Battier (59)	F	Chase Budinger (22)	P.J. Tucker (32)	F	KJ Martin (8)
Luis Scola (74)	F	Patrick Patterson (6)	David Nwaba (9)	F	Jae'Sean Tate (58)
Yao Ming (5)	C	Chuck Hayes (63)	Christian Wood (41)	C	Kelly Olynyk (27)
Kevin Martin	G	Kevin Martin (80)	James Harden (8)	G	D.J. Augustin (7)
Aaron Brooks (7)	G	Goran Dragic (3)	Danuel House Jr. (23)	G	Anthony Lamb (3)
<b>First Game</b>	<b>2011-12</b>	<b>Last Game</b>	<b>First Game</b>	<b>2021-22</b>	<b>Last Game</b>
Chase Budinger	F	Chase Budinger (9)	Jae'Sean Tate (77)	F	Tate
Luis Scola	F	Luis Scola (66)	Christian Wood (67)	F	Garrison Mathews (33)
Jordan Hill (7)	C	Samuel Dalembert (45)	Daniel Theis (21)	C	Alperen Sengun (13)
Kevin Martin (40)	G	Courtney Lee (26)	Kevin Porter Jr. (61)	G	Porter
Kyle Lowry (38)	G	Goran Dragic (28)	Jalen Green (67)	G	Green
Kyle Lowry (38)	G	Goran Dragic (28)			
<b>First Game</b>	<b>2012-13</b>	<b>Last Game</b>			
Chandler Parsons	F	Chandler Parsons (76)			
Marcus Morris (17)	F	Greg Smith (10)			
Omer Asik	C	Omer Asik (82)			
James Harden	G	James Harden (78)			
Jeremy Lin	G	Jeremy Lin (82)			
<b>First Game</b>	<b>2013-14</b>	<b>Last Game</b>			
Chandler Parsons (74)	F	Omri Casspi (2)			
Dwight Howard	F	Terrence Jones (71)			
Omer Asik (19)	C	Dwight Howard (71)			
James Harden (73)	G	Troy Daniels (1)			
Patrick Beverley	G	Patrick Beverley (55)			
<b>First Game</b>	<b>2014-15</b>	<b>Last Game</b>			
Trevor Ariza	F	Trevor Ariza (82)			
Terrence Jones	F	Terrence Jones (24)			
Dwight Howard	C	Dwight Howard (41)			
James Harden	G	James Harden (81)			
Patrick Beverley (55)	G	Jason Terry (18)			
<b>First Game</b>	<b>2015-16</b>	<b>Last Game</b>			
Trevor Ariza	F	Trevor Ariza (81)			
Terrence Jones (11)	F	Donatas Motiejunas (22)			
Clint Capela (35)	C	Dwight Howard (71)			
James Harden	G	James Harden (82)			
Ty Lawson (12)	G	Patrick Beverley (63)			
<b>First Game</b>	<b>2016-17</b>	<b>Last Game</b>			
Trevor Ariza	F	Trevor Ariza (80)			
Ryan Anderson	F	Ryan Anderson (72)			
Clint Capela	C	Clint Capela (65)			
Eric Gordon (15)	G	Patrick Beverley (67)			
James Harden	G	James Harden (81)			

# Rockets All-Time Uniform Numbers

The Rockets have retired six jerseys in franchise history: Clyde Drexler's #22, Calvin Murphy's #23, Moses Malone's #24, Hakeem Olajuwon's #34, Rudy Tomjanovich's #45, and Yao Ming's #11.

## 0

DeMarre Carroll (2010-11)  
Greg Smith (2011-12)  
Thomas Robinson (2012-13)  
Aaron Brooks (2007-11, 2012-14)  
Isaiah Canaan (2014-15)  
Andrew Goudelock (2016)  
Brianté Weber (2017)  
Marquese Chriss (2018-19)  
Trevon Duval (2019)  
Russell Westbrook (2019-20)  
Sterling Brown (2020-21)  
Jalen Green (2021-22)

## 00

"Slick" Watts (1978-79)  
Calvin Garrett (1980-83)  
Rodions Kurucs (2021)  
D.J. Wilson (2021)

## 1

Lee Johnson (1980-81)  
Phil Ford (1983-85)  
"Buck" Johnson (1986-92)  
Scott Brooks (1992-95)  
Rodrick Rhodes (1997-99)  
Juaquin Hawkins (2002-03)  
Alton Ford (2003-04)  
Tracy McGrady (2004-09)  
Trevor Ariza (2009-10, 2014-18)  
Terrence Williams (2010-12)  
Scott Machado (2012-13)  
Isaiah Canaan (2013-14)  
Michael Carter-Williams (2018-19)  
Iman Shumpert (2019)  
John Wall (2020-22)

## 2

Rick Barry (home: 1978-80)  
James Bailey (1982-84)  
Joe Barry Carroll (1987-88)  
Mark Bryant (1995-96)  
Sedale Threatt (1996-97)  
"Pig" Miller (1998-2000)  
Maurice Taylor (2000-05)  
Luther Head (2005-09)  
Garrett Temple (2009-10)  
Marcus Morris (2011-13)  
Patrick Beverley (2013-17)  
Demetrius Jackson (2017)  
R.J. Hunter (2018)  
Brandon Knight (2018-19)  
Chris Chiozza (2019)  
Chris Clemons (2019-20)  
David Nwaba (2020-22)

## 3

Craig Ehlo (1983-86)  
Derrick Chievous (1988-90)  
Richard Petruska (1993-94)  
Eldridge Recasner (1995-96)  
Randy Livingston (1996-97)  
Michael Dickerson (1998-99)  
Steve Francis (1999-2004)  
Bob Sura (2004-05)  
Steve Francis (2007-09)  
Tracy McGrady (2009-10)  
Hilton Armstrong (2009-10)  
Goran Dragic (2010-12)  
Omer Asik (2012-14)  
Nick Johnson (2014-15)

Ty Lawson (2015-16)  
Ryan Anderson (2016-17)  
Chris Paul (2017-19)  
Chris Clemons (2020-21)  
Kevin Porter Jr. (2021-22)

## 4

Greg Smith (1971-73)  
Paul McCracken (1972-74)  
Rick Barry (road: 1978-80)  
Conner Henry (1986-87)  
Sam Mack (1995-96)  
Charles Barkley (1996-2000)  
Reece Gaines (2004-05)  
Stromile Swift (2005-06)  
Luis Scola (2007-12)  
Greg Smith (2012-14)  
P.J. Tucker (2017-18)  
Danuel House Jr. (2018-21)

## 5

Billy Paultz (1979-83)  
John Lucas Jr. (1984-86)  
Dave Feitl (1986-87, 1990-91)  
Sam Mack (1996-97)  
Cuttino Mobley (1998-2004)  
Juwon Howard (2004-07)  
Will Conroy (2009-10)  
Courtney Lee (2010-12)  
James Anderson (2012-13)  
Jordan Hamilton (2013-14)  
Josh Smith (2014-15, 2016)  
Montrezl Harrell (2016-17)  
Troy Williams (2017-18)  
Aaron Jackson (2018)  
Bruno Caboclo (2020-21)  
Dante Exum (2021)

## 6

Zaid Abdul-Aziz (1972-73)  
George E. Johnson (1973-74)  
Tom Henderson (1979-83)  
Walter Berry (1988-89)  
Avery Johnson (1991-92)  
Elmer Bennett (1996-97)  
Carlos Rogers (1999-2001)  
Tito Maddox (2002-03)  
Bonzi Wells (2006-08)  
Earl Boykins (2011-12)  
Terrence Jones (2012-16)  
Tyler Ennis (2016-17)  
Bobby Brown (2017)  
R.J. Hunter (2018)  
Gary Clark (2018-20)  
KJ Martin (2020-22)

## 7

Toby Kimball (1967-71)  
Lester Conner (1987-88)  
Carl Herrera (1991-95)  
Sam Mack (1998-99)  
Adrian Griffin (2003-04)  
David Wesley (2004-06)  
Mike James (2007-08)  
Kyle Lowry (2008-12)  
Jeremy Lin (2012-14)  
Sam Dekker (2015-17)  
Isiah Canaan (2017)  
Joe Johnson (2018)  
Carmelo Anthony (2018-19)  
Victor Oladipo (2021)

Armoni Brooks (2021-22)

## 8

Hank McDowell (1984-86)  
Eddie Johnson (1996-99)  
Derek Anderson (2005-06)  
Bobby Jackson (2007-08)  
James White (2008-09)  
Jermaine Taylor (2009-11)  
Jeff Adrien (2011-12)  
Michael Beasley (2016)  
Bobby Brown (2016-17)  
Le'Bryan Nash (2018)  
James Ennis (2018-19)  
Jae'Sean Tate (2020-22)

## 9

Lionel Hollins (1984-95)  
Byron Dinkins (1989-90)  
Gerald Henderson (1991-92)  
Melvin Booker (1995-96)  
Tracy Moore (1996-97)  
Devin Gray (1999-2000)  
"Pig" Miller (2000-01)  
Bostjan Nachbar (2002-05)  
Stephen Graham (2005-06)  
Rick Brunson (2005-06)  
Jonny Flynn (2011-12)  
Courtney Fortson (2011-12)  
Tyler Honeycutt (2012-13)  
Pablo Prigioni (2014-15)  
Zhou Qi (2017-19)  
Terrence Jones (2019)  
DeMarre Carroll (2020)  
Avery Bradley (2021)  
Mason Jones (2020-21)  
Josh Christopher (2021-22)

## 10

Don Adams (1971-72)  
Steve Hawes (1974-76)  
Mike Dunleavy (1978-82)  
Dirk Minniefield (1986-87)  
Purvis Short (1987-89)  
John Lucas Jr. (1989-90)  
David Wood (1990-91)  
Terry Teagle (1992-93)  
Sam Cassell (1993-96)  
Tierre Brown (2001-02)  
Tyronn Lue (2004-05)  
Brandin Knight (2004-05)  
Keith Bogans (2005-06)  
Vassiliis Spanoulis (2006-07)  
Chase Budinger (2009-12)  
Carlos Delfino (2012-13)  
Ronnie Brewer (2013-14)  
Tarik Black (2014-15)  
Marcus Thornton (2015-16)  
Eric Gordon (2016-22)

## 11 (Retired)

Jon McGlocklin (1967-68)  
Elvin Hayes (1968-71)  
Jimmy Walker (1972-74)  
Matt Guokas (1973-74)  
Dave Wohl (1973-77)  
Major Jones (1979-84)  
"Sleepy" Floyd (1987-88)  
Vernon Maxwell (1989-95)  
Bryce Drew (1998-2000)  
Yao Ming (2002-11)

# Rockets All-Time Uniform Numbers

## 12

Nick Jones (1967-68)  
Rick Adelman (1968-70)  
E.C. Coleman (1978-79)  
Jaren Jackson (1995-96)  
Matt Maloney (1996-99)  
"Moochie" Norris (1999-2004)  
Andre Barrett (2004-05)  
Rafer Alston (2005-09)  
Will Conroy (2009-10)  
Kevin Martin (2009-12)  
Patrick Beverley (2012-13)  
Dwight Howard (2013-16)  
Lou Williams (2017)  
Vincent Edwards (2018-19)  
Luc Mbah a Moute (2017-18; 2020)

## 13

Dwight Jones (1976-80)  
Jeff Taylor (1982-83)  
Andre Turner (1987-88)  
Larry Smith (1989-92)  
Kelvin Cato (1999-2004)  
Mike James (2004-05)  
Kirk Snyder (2006-08)  
Von Wafer (2008-09)  
David Andersen (2009-10)  
Ishmael Smith (2010-11)  
James Harden (2012-21)

## 14

"Hambone" Williams (1967-70)  
Mike Newlin (1971-79)  
Dan Langhi (2000-02)  
Richie Frahm (2005-06)  
Carl Landry (2007-10)  
Daequan Cook (2012-13)  
Tim Ohlbrecht (2012-13)  
Troy Williams (2016-17)  
Gerald Green (2017-19)  
D.J. Augustin (2021-22)

## 15

John Lucas Jr. (1976-78)  
Tom Barker (1978-79)  
Mitchell Wiggins (1984-87)  
Frank Johnson (1988-89)  
Mitchell Wiggins (1989-90)  
"Tree" Rollins (1991-93)  
Tim Breaux (1994-96)  
Emanuel Davis (1996-98)  
Bill Curley (1999-2000)  
John Lucas III (2005-07)  
Bobby Jones (2007-08)  
Joey Dorsey (2008-10)  
Marqus Blakely (2010-11)  
Toney Douglas (2012-13)  
Clint Capela (2014-20)  
DeMarcus Cousins (2020-21)  
Daishen Nix (2021-22)

## 16

George E. Johnson (1972-73)  
Kostas Papanikolaou (2014-15)  
Ben McLemore (2019-21)  
Usman Garuba (2021-22)

## 17

Henry Finkel (1967-69)  
Mario Elie (1993-98)  
Charlie Ward (2004-05)  
Brent Barry (2008-09)  
Mike Harris (2009-10)  
Isaiah Taylor (2016-17)

P.J. Tucker (2018-21)  
Dennis Schröder (2021-22)

## 18

Bernie Williams (1969-70)  
McCoy McLemore (1971-72)  
Cedric Maxwell (1986-88)  
Oscar Torres (2001-02)  
Josh Davis (2005-06)  
Omri Casspi (2013-14)  
Thabo Sefolosha (2019-20)

## 19

Mike Harris (2007-08, 2009-10)  
Tyson Chandler (2019-20)

## 20

Dave Gambee (1967-68)  
Larry Siegfried (1970-72)  
Otto Moore (1972-74)  
Kevin Kunnert (1973-76)  
Terry Teagle (1982-84)  
Steve Harris (1985-88)  
Kennard Winchester (1990-93)  
Larry Robinson (1993-94)  
Tracy Moore (1995-96)  
Brent Price (1996-99)  
Sean Colson (2000-01)  
Jon Barry (2004-06)  
Steve Novak (2006-08)  
Jared Jeffries (2009-11)  
Diamon Simpson (2011-12)  
Donatas Motiejunas (2012-16)  
Khyri Thomas (2021)  
Bruno Fernando (2021-22)

## 21

John Egan (1970-72)  
Moses Malone (1976-77)  
World B. Free (1987-88)  
"Sleepy" Floyd (1988-93)  
Chris Jent (1993-94)  
Henry James (1995-96)  
Kenny Thomas (1999-2003)  
Jim Jackson (2003-05)  
Pops Mensah-Bonsu (2009-10)  
Samuel Dalembert (2011-12)  
Josh Powell (2013-14)  
Chinanu Onuaku (2016-18)  
James Nunnally (2019)  
Michael Frazier (2019-20)  
Trevelin Queen (2021-22)

## 22 (Retired)

Stu Lantz (1968-72)  
Eric McWilliams (1972-73)  
Gus Bailey (1974-76)  
Alonzo Bradley (1978-80)  
Joe Bryant (1982-83)  
Rodney McCray (1983-88)  
Winston Garland (1992-93)  
**Clyde Drexler (1994-98)**

## 23 (Retired)

**Calvin Murphy (1970-83)**

## 24 (Retired)

Johnny Green (1967-68)  
Charles Acton (1967-68)  
Jack Marin (1972-74)  
**Moses Malone (1977-82)**

## 25

Cliff Meely (1971-76)  
Tom Owens (1976-77)  
C. J. Kupec (1977-78)  
Bernard Thompson (1988-89)  
Anthony Bowie (1989-90)  
Robert Horry (1992-96)  
"Moochie" Norris (2004-06)  
Jake Tsakalidis (2006-07)  
Gerald Green (2007-08)  
Chandler Parsons (2011-14)  
Austin Rivers (2018-20)  
Cameron Oliver (2021)  
Garrison Mathews (2021-22)

## 26

Markel Brown (2018)  
Ray Spalding (2021)  
Justin Patton (2021)

## 27

Jim Ware (1967-68)  
Zaid Abdul-Aziz (1977-78)  
Caldwell Jones (1982-84)  
John Johnson (1976-78)  
Charles Jones (1994-98)  
Jordan Hill (2009-12)  
Malcolm Thomas (2011-12)

## 28

Tarik Black (2017-18)  
Alperen Sengun (2021-22)

## 29

Mike Wilks (2003-04)  
Marcus Camby (2011-12)

## 30

John Barnhill (1967-68)  
Harry Barnes (1968-69)  
Jim Davis (1971-72)  
Owen Wells (1974-75)  
"Goo" Kennedy (1976-77)  
Phil Bond (1977-78)  
Alonzo Bradley (1977-78)  
Allen Leavell (1979-89)  
Kenny Smith (1990-96)  
Thomas Hamilton (1999-2000)  
Clarence Weatherspoon (2003-05)  
Maciej Lampe (2005-06)  
Justin Williams (2007-08)  
Alexander Johnson (2009-10)  
Royce White (2012-13)  
Troy Daniels (2013-15)  
Kyle Wiltjer (2016-17)

## 31

Tyrone Britt (1967-68)  
John Q. Trapp (1968-71)  
Ron Riley (1973-76)  
Mike Dunleavy (1977-78)  
Granville Waiters (1985-86)  
Tracy Murray (1994-95)  
Mark Jackson (2003-04)  
Rod Strickland (2004-05)  
Shane Battier (2006-11)  
Cole Aldrich (2012-13)  
Jason Terry (2014-16)  
Ryan Anderson (2019)

# Rockets All-Time Uniform Numbers

## 32

Bobby Smith (1969-70)  
 Don Adams (1970-71)  
 Rudy White (1975-80)  
 Bill Willoughby (1980-82)  
 Lewis Lloyd (1983-87, 1989-90)  
 Dave Jamerson (1990-92)  
 Pete Chilcutt (1994-96)  
 Othella Harrington (1996-99)  
 Torraye Braggs (2003-05)  
 Hasheem Thabeet (2010-12)  
 Francisco Garcia (2012-14)  
 KJ McDaniels (2014-16)  
 Brandan Wright (2018)  
 Jeff Green (2020)

## 33

Jim Barnett (1967-70)  
 John Vallely (1971-72)  
 Phil Hicks (1976-77)  
 Robert Reid (1983-88)  
 Otis Thorpe (1988-95)  
 Scottie Pippen (1998-99)  
 Eddie Griffin (2001-03)  
 Charles Oakley (2003-04)  
 Loren Woods (2007-08)  
 Mike Harris (2009-11)  
 Corey Brewer (2014-16)  
 Ryan Anderson (2017-18)  
 Robert Covington (2013-14; 2020)  
 Anthony Lamb (2021)  
 Brodic Thomas (2020-21)

## 34 (Retired)

John Block (1967-71)  
 Dick Cunningham (1971-72)  
 John Johnson (1975-76)  
 Robin Jones (1977-78)  
 Ron Behagen (1977-78)  
 John Shumate (1979-80)  
**Hakeem Olajuwon (1984-2001)**

## 35

Bernie Williams (1970-71)  
 Zaid Abdul-Aziz (1973-75)  
 Larry Spriggs (1981-82)  
 Tony Brown (1988-89)  
 Dan Godfread (1991-92)  
 Earl Cureton (1993-94)  
 Scott Padgett (2003-05)  
 Lonny Baxter (2005-06)  
 Scott Padgett (2006-07)  
 Montrezl Harrell (2015-16)  
 Kenneth Faried (2019)  
 Christian Wood (2020-22)

## 37

Derek Fisher (2011-12)

## 40

Dick Gibbs (1971-73)  
 Stan McKenzie (1972-74)  
 Larry Micheaux (1984-85)  
 Richard Anderson (1986-88)  
 Tim McCormick (1988-90)  
 John Turner (1991-92)  
 Shandon Anderson (1999-2001)  
 Ryan Bowen (2004-06)

## 41

Larry Moffett (1977-78)  
 Joe Stephens (1996-98)  
 Glen Rice (2001-03)  
 Thomas Robinson (2012-13)  
 Kelly Olynyk (2021)

## 42

Pat Riley (1967-70)  
 Ed Ratleff (1973-78)  
 John Stroud (1980-81)  
 Wally Walker (1982-84)  
 Mike Woodson (1988-91)  
 Mark Acres (1992-93)  
 Eric Riley (1993-94)  
 Kevin Willis (1996-98)  
 Walt Williams (1999-2002)  
 Vin Baker (2004-05)  
 Nenê (2016-19)  
 Cameron Reynolds (2021)

## 43

Jim Petersen (1984-88)  
 Kevin Willis (2001-02)  
 Brian Cook (2008-10)

## 44

Don Kojis (1967-70)  
 Elvin Hayes (1971-72)  
 E.C. Coleman (1973-74)  
 Kevin Kunnert (1976-78)  
 Jacky Dorsey (1978-79)  
 Elvin Hayes (1981-84)  
 Adrian Caldwell (1989-91, 1994-95)  
 Tony Massenburg (1999-2000)  
 Terence Morris (2001-03)  
 Chuck Hayes (2005-11, 2015)

## 45 (Retired)

**Rudy Tomjanovich (1970-81)**

## 50

Joe Meriweather (1975-76)  
 Robert Reid (1977-82)  
 Ralph Sampson (1983-88)  
 Matt Bullard (1990-94, 1996-2001)  
 Marcus Cousin (2010-11)

## 51

Jawaan Oldham (1981-82)

## 52

Chuck Nevitt (1982-83, 1988-90)  
 Chucky Brown (1994-96)  
 Jason Collier (2000-03)  
 Eric Piatkowski (2003-04)  
 Brad Miller (2010-11)  
 William Howard (2020)

## 53

Stanley Roberts (1998-99)

## 54

Curtis Perry (1970-72)  
 Paul Mokeski (1979-80)  
 Patrick Patterson (2010-13)

## 55

Zan Tabak (1994-95)  
 Alvin Hegggs (1995-96)  
 Antoine Carr (1998-99)  
 James Posey (2002-03)  
 Dikembe Mutombo (2004-09)  
 Tim Quarterman (2018)  
 Isaiah Hartenstein (2018-20)  
 DaQuan Jeffries (2021)

## 88

Alexey Shved (2014-15)

## 96

Ron Artest (2008-09)

## Rockets Ownership

Owners	Principal Shareholders	Date Purchased
Breitbard Interests (San Diego, CA)	Robert Breitbard	January 11, 1967
Texas Sports Investments	Billy Goldberg, Wayne Duddleston, Mickey Herskowitz	June 23, 1971
Texas Pro Sports, Inc.	Irvin Kaplan	December 1973
James Talcott, Inc.	NY Investment Company	February 1975
Basketball Venture	Kenneth Schnitzer	February 1976
Malooof Companies (Albuquerque, NM)	George Maloof	May 25, 1979
Thomas Enterprises	Charlie Thomas	June 15, 1982
Rocket Ball, Ltd.	Leslie L. Alexander	July 30, 1993
Fertitta Entertainment	Tilman J. Fertitta	October 6, 2017



# 1967-68 San Diego Rockets

(15-67, 6th Western Division)

## Final Statistics

Player	G	Min	FGM-A	Pct.	FTM-A	Pct.	Reb.	Avg.	A	Avg.	PF-D	TP	AVG
John Block	52	1805	366-865	423	316-394	.802	571	11.0	71	1.4	189-3	1048	20.2
Don Kojis	69	2548	530-1189	446	300-413	.726	710	10.3	176	2.6	259-5	1360	19.7
John Green	42	1073	241-526	458	100-212	.472	423	10.1	59	1.4	112-3	582	13.9
Dave Gambee	80	1755	375-853	440	321-379	.847	464	5.8	93	1.2	253-5	1071	13.4
Jon McGlocklin	65	1876	316-757	417	156-180	.867	199	3.1	178	2.7	117-0	788	12.1
Henry Finkel	53	1116	242-492	492	131-191	.686	375	7.1	72	1.4	175-5	615	11.6
Toby Kimball	81	2519	354-894	396	181-306	.592	947	11.7	147	1.8	273-3	889	11.0
John Barnhill	75	1883	295-700	421	154-234	.658	173	2.3	259	3.5	143-1	744	9.9
Jim Barnett	47	1068	179-456	393	84-118	.712	155	3.3	134	2.9	101-0	442	9.4
Art Williams	79	1739	265-718	369	113-165	.685	286	3.6	391	5.0	204-0	643	8.1
Pat Riley	80	1263	250-660	379	128-202	.634	177	2.2	138	1.7	205-1	628	7.9
Nick Jones	42	603	86-232	371	55-69	.797	67	1.6	89	2.1	84-0	227	5.4
Charles Acton	23	195	29-74	392	19-29	.655	47	2.0	11	0.5	35-0	77	3.3
Tyrone Britt	11	84	13-34	382	2-3	.667	15	1.4	12	1.0	10-0	28	2.5
Jim Ware	30	228	25-97	258	23-34	.676	77	2.6	7	0.2	28-1	73	2.4
ROCKETS	82	19730	3466-8547	417	2083-2929	.711	5418	66.1	1837	22.4	2188-27	9015	112.4
OPPONENTS	82	19730	3837-8189	469	2246-3133	.717	4933	60.2	1797	21.9	2190-20	9920	121.0

Date	Opponent	Score	Record	Date	Opponent	Score	Record
Oct. 14	St. Louis	L98-99	0-1	Jan. 3	St. Louis	W126-124 (OT)	12-30
17	St. Louis	L105-123	0-2	6	Seattle	L104-122	12-31
20	at Seattle	W121-114	1-2	9	New York	L105-118	12-32
21	Seattle	L110-117 (OT)	1-3	10	Detroit	W122-118	13-32
22	at San Francisco	L126-137	1-4	12	at St. Louis	L89-111	13-33
25	Baltimore	L109-125	1-5	13	at Cincinnati	L116-122	13-34
27	Cincinnati	L113-116	1-6	16	at Chicago	L110-123	13-35
29	Cincinnati	L99-108	1-7	17	Chicago (Baltimore)	W110-104	14-35
Nov. 1	Seattle (Portland)	W139-125	2-7	18	Cincinnati (Cleveland)	L126-129	14-36
4	New York	L121-125	2-8	21	at Boston	L112-139	14-37
5	New York	L107-115	2-9	25	Baltimore	L113-127	14-38
7	Philadelphia	L105-130	2-10	27	Baltimore	L122-123	14-39
8	Philadelphia	L114-129	2-11	Feb. 1	San Francisco	L114-128	14-40
11	at Cincinnati	L108-109	2-12	2	at San Francisco (Oakland)	L121-127	14-41
12	at St. Louis	L105-116	2-13	3	at L.A. Lakers	L122-133	14-42
14	at New York	L109-122	2-14	5	Baltimore (Winston-Salem)	L108-121	14-43
15	New York (Boston)	W122-108	3-14	6	Detroit (New York)	L93-120	14-44
16	Chicago	W99-91	4-14	7	Philadelphia (Boston)	L103-125	14-45
17	at Seattle	L124-130	4-15	8	Baltimore (Chicago)	L102-106	14-46
19	San Francisco	L124-142	4-16	10	Cincinnati	L99-101	14-47
21	Boston (New York)	L114-121	4-17	11	at Baltimore	L116-136	14-48
22	at Boston	L110-124	4-18	13	at Chicago	L102-114	14-49
23	at Philadelphia	L117-128	4-19	14	at New York	L102-114	14-50
24	at Detroit	L122-130	4-20	15	San Francisco	L114-134	14-51
25	at St. Louis	L109-110	4-21	16	Philadelphia	L108-124	14-52
30	St. Louis	L87-129	4-22	18	Philadelphia	W111-106	15-52
Dec. 2	San Francisco	W127-103	5-22	23	Seattle	L122-127	15-53
5	Detroit (New York)	L110-111	5-23	25	L.A. Lakers	L112-127	15-54
7	at Chicago	W118-108	6-23	26	Boston	L110-118	15-55
8	San Francisco (Oakland)	W137-107	7-23	29	Cincinnati	L114-120	15-56
9	L.A. Lakers	L109-127	7-24	Mar. 1	Baltimore	L114-156	15-57
12	Chicago	W118-104	8-24	3	at St. Louis	L104-106	15-58
15	Boston (Philadelphia)	L101-114	8-25	5	at Philadelphia	L103-134	15-59
16	at New York	L102-126	8-26	6	at Detroit	L118-140	15-60
17	Detroit	W117-115	9-26	7	L.A. Lakers	L102-119	15-61
20	Boston	L116-126	9-27	8	at L.A. Lakers	L122-130	15-62
22	at San Francisco	L97-103	9-28	9	Seattle	L111-115	15-63
23	Detroit	L119-123	9-29	13	Boston	L118-144	15-64
25	L.A. Lakers	W104-101	10-29	17	Chicago	L121-129	15-65
28	at Seattle	W143-125	11-29	19	at L.A. Lakers	L109-121	15-66
31	at L.A. Lakers	L118-147	11-30	20	Chicago	L112-121	15-67

# 1968-69 San Diego Rockets

## (37-45, 4th Western Division)

### Final Statistics

Player	G	Min	FG-M-A	Pct.	FT-M-A	Pct.	Reb.	Avg.	A	Avg.	PF-D	TP	AVG
Elvin Hayes	82	3695	930-2082	.447	467-746	.626	1406	17.2	113	1.4	266-2	2327	28.4
Don Kojis	81	3130	687-1582	.434	446-596	.748	776	9.6	214	2.6	303-6	1820	22.5
John Block	78	2489	448-1061	.422	299-400	.748	703	9.0	141	1.8	249-0	1195	15.3
Jim Barnett	80	2346	465-1093	.425	233-310	.752	362	4.5	339	4.2	240-2	1163	14.5
Pat Riley	56	1027	202-498	.406	90-134	.672	112	2.0	136	2.4	146-1	494	8.8
Toby Kimball	76	1680	239-537	.445	117-250	.468	669	8.8	90	1.2	216-6	595	7.8
Stu Lantz	73	1378	220-482	.456	129-167	.772	236	3.2	99	1.4	178-0	569	7.8
Art Williams	79	1987	227-592	.383	105-149	.705	364	4.6	524	6.6	238-0	559	7.1
Rick Adelman	77	1448	177-449	.394	131-204	.642	216	2.8	238	3.1	158-1	485	6.3
Henry Finkel	35	332	49-111	.441	31-41	.756	107	3.1	21	0.6	53-1	129	3.7
John Trapp	25	142	29-80	.363	19-29	.655	49	2.0	5	0.2	38-0	77	3.1
Harry Barnes	22	126	18-64	.281	7-13	.538	26	1.2	5	0.2	25-0	43	2.0
ROCKETS	82	19780	3691-8631	.428	2074-3039	.682	5026	61.3	1925	23.5	2110-19	9456	115.3
OPPONENTS	82	19780	3692-8586	.430	2088-2950	.708	4959	60.4	1986	24.2	2265-48	9472	115.5

Date	Opponent	Score	Record	Date	Opponent	Score	Record
Oct. 17	Seattle	W128-110	1-0	8	Baltimore	L107-108	18-24
18	at San Francisco	W123-108	2-0	10	Baltimore	L104-106	18-25
23	at Seattle	L117-118	2-1	12	New York	L102-105	18-26
24	Baltimore	L115-119	2-2	16	Cincinnati (Cleveland)	L109-120	18-27
27	at L.A. Lakers	L116-152	2-3	17	at Philadelphia	L124-129	18-28
30	Atlanta	W127-116	3-3	18	at Chicago	L102-107 (OT)	18-29
Nov. 3	Chicago	W121-107	4-3	19	at Phoenix	W136-118	19-29
5	New York	W113-109	5-3	21	Atlanta	W124-113	20-29
8	at Atlanta	L101-114	5-4	24	at San Francisco	L107-114	20-30
9	at Baltimore	L107-109	5-5	25	Phoenix	W133-120	21-30
11	at Boston	L113-134	5-6	26	Chicago	W111-95	22-30
12	at Chicago	L108-115	5-7	29	L.A. Lakers	L120-122	22-31
13	Detroit	W122-120	6-7	Feb. 1	Milwaukee	W101-95	23-31
15	at L.A. Lakers	L119-127	6-8	2	at Atlanta	L103-115	23-32
16	Boston	L112-120	6-9	4	Boston (Astrodome)	W135-126	24-32
19	at New York	W113-107	7-9	5	Cincinnati	W110-93	25-32
20	at Baltimore	L110-114	7-10	7	Phoenix	W130-119	26-32
22	Seattle	W126-111	8-10	8	at Detroit	L119-123 (OT)	26-33
24	Philadelphia	W135-128 (OT)	9-10	9	at Milwaukee	L109-117	26-34
26	Detroit (Baltimore)	L120-134	9-11	12	at Cincinnati	W118-114	27-34
27	Baltimore (Detroit)	W123-107	10-11	14	at L.A. Lakers	L109-115	27-35
29	Chicago	L89-110	10-12	18	Philadelphia	L113-125	27-36
Dec. 1	San Francisco	W116-105	11-12	20	San Francisco	L118-128	27-37
3	at Chicago	W108-103	12-12	22	at New York	W108-104	28-37
4	at Philadelphia	L99-110	12-13	23	at Atlanta	L92-124	28-38
6	Phoenix	W117-106	13-13	25	at Milwaukee	L112-114	28-39
8	at L.A. Lakers	L118-132	13-14	27	Cincinnati	W127-112	29-39
10	Philadelphia (New York)	W132-120	14-14	Mar. 1	L.A. Lakers	L113-119	29-40
11	at Cincinnati	L110-116	14-15	4	at Seattle	L116-130	29-41
13	at Milwaukee	L96-101	14-16	6	Boston	W110-97	30-41
14	at New York	L105-112	14-17	9	at Phoenix	L133-146	30-42
18	at Detroit	L112-124	14-18	11	Phoenix	W116-106	31-42
20	Philadelphia	L109-116	14-19	12	Seattle (Vancouver)	L112-125	31-43
21	Cincinnati	W132-124	15-19	13	Detroit	W120-105	32-43
23	San Francisco	L95-125	15-20	15	Phoenix (Tucson)	W141-124	33-43
27	New York	L109-111	15-21	16	Detroit	W120-111	34-43
28	at Phoenix	W136-126	16-21	18	Milwaukee	W128-108	35-43
30	L.A. Lakers	L126-131 (OT)	16-22	20	Atlanta	W115-97	36-43
Jan. 2	Boston	L95-107	16-23	22	Milwaukee	L106-120	36-44
4	Seattle	W122-105	17-23	23	Atlanta	W128-121	37-44
7	at San Francisco	W113-108	18-23	24	Boston (Philadelphia)	L107-111	37-45

# 1969-70 San Diego Rockets

(27-55, 7th Western Division)

## Final Statistics

Player	G	Min	FGM-A	Pct.	FTM-A	Pct.	Reb.	Avg.	A	Avg.	PF-D	TP	AVG
Elvin Hayes	82	3665	914-2020	.452	428-622	.688	1386	16.9	162	2.0	270-5	2256	27.5
Don Kojis	56	1578	338-756	.447	181-241	.751	388	6.9	78	1.4	135-1	857	15.3
Jim Barnett	80	2105	450-998	.451	289-366	.790	305	3.8	287	3.6	222-3	1189	14.9
John Block	82	2152	453-1025	.442	287-367	.782	609	7.4	137	1.7	275-2	1193	14.5
Stu Lantz	82	2471	455-1027	.443	278-361	.770	255	3.1	287	3.5	238-2	1188	14.5
Bernie Williams	72	1228	251-641	.392	96-122	.787	155	2.2	165	2.3	124-0	598	8.3
Rick Adelman	35	717	96-247	.389	68-91	.747	81	2.3	113	3.2	90-0	260	7.4
Bobby Smith	75	1198	242-567	.427	66-96	.688	328	4.4	75	1.0	119-0	550	7.3
Toby Kimball	77	1622	218-508	.429	107-185	.578	621	8.1	95	1.2	187-1	543	7.1
John Trapp	70	1025	185-434	.426	72-104	.692	309	4.4	49	0.7	200-3	442	6.3
Art Williams	80	1545	189-464	.407	88-118	.746	292	3.7	503	6.3	168-0	466	5.8
Pat Riley	36	474	75-180	.417	40-55	.727	57	1.6	85	2.4	68-0	190	5.3
ROCKETS	82	19780	3866-8867	.436	2000-2728	.733	4786	58.4	2036	24.8	2096-17	9732	118.7
OPPONENTS	82	19780	3947-8635	.457	2092-2804	.746	4550	55.5	2154	26.3	2041-27	9986	121.8

Date	Opponent	Score	Record	Date	Opponent	Score	Record
Oct. 16	at Phoenix	L114-116	0-1	4	Chicago	W140-121	16-26
18	at San Francisco	W125-124 (OT)	1-1	8	San Francisco	W120-103	17-26
22	Milwaukee	L102-115	1-2	10	New York	W123-115	18-26
25	Phoenix	L107-115	1-3	13	Baltimore	L126-144	18-27
29	at Atlanta	L113-117	1-4	17	Baltimore	L115-131	18-28
30	at New York	L110-123	1-5	22	Milwaukee (Astrodome)	L106-115	18-29
31	at Boston	L113-118	1-6	24	at New York	L114-127	18-30
Nov. 1	at Detroit	L113-130	1-7	25	at Philadelphia	L131-159	18-31
5	at Cincinnati	L120-133	1-8	27	at L.A. Lakers	L109-124	18-32
7	New York	L111-129	1-9	28	L.A. Lakers	L108-113	18-33
10	San Francisco (SLC)	W100-99	2-9	30	Seattle	W119-117 (OT)	19-33
12	Detroit	W132-119	3-9	Feb. 1	Phoenix	L103-105	19-34
14	Seattle	W148-112	4-9	4	Milwaukee	L123-141	19-35
15	Atlanta	W133-118	5-9	6	Philadelphia	L124-129	19-36
18	at Baltimore	L138-142 (OT)	5-10	8	at L.A. Lakers	L113-125	19-37
19	at Philadelphia	W125-116	6-10	11	Atlanta	L131-155	19-38
21	at L.A. Lakers	L98-100	6-11	14	San Francisco	W141-123	20-38
22	Boston	W125-116	7-11	15	Cincinnati	W150-123	21-38
24	Seattle	W112-105	8-11	16	Baltimore (Coliseum)	L109-140	21-39
26	San Francisco	L125-126 (OT)	8-12	18	Seattle (Eugene)	W122-119	22-39
28	at Chicago	L119-126	8-13	20	at Phoenix	L117-126	22-40
30	at Milwaukee	L99-111	8-14	21	L.A. Lakers	W121-106	23-40
Dec. 3	Chicago	W146-131	9-14	23	Chicago (Kansas City)	L125-127	23-41
5	at San Francisco	L107-112	9-15	24	at Baltimore	L118-128	23-42
6	L.A. Lakers	L115-128	9-16	25	at Boston	L124-147	23-43
8	Detroit	L102-111	9-17	27	at Philadelphia	L111-125	23-44
10	Atlanta	W126-107	10-17	Mar. 1	Chicago	W135-122	24-44
12	at Boston	L104-107	10-18	3	at Seattle	L114-126	24-45
13	at Baltimore	L105-117	10-19	4	Cincinnati	L125-127	24-46
14	Milwaukee (Madison)	L105-118	10-20	6	at New York	L103-107	24-47
16	at Chicago	W110-101	11-20	7	at Detroit	L126-134	24-48
17	at Detroit	W114-107	12-20	9	Philadelphia (Coliseum)	L112-131	24-49
19	San Francisco	W119-111	13-20	10	at Chicago	L106-111	24-50
20	Cincinnati	W126-111	14-20	11	at Atlanta	L121-122	24-51
21	at Seattle	L96-112	14-21	12	at Cincinnati	L151-165	24-52
23	L.A. Lakers	W115-109	15-21	14	New York	L103-119	24-53
27	Boston	L110-111	15-22	15	Philadelphia	W137-128	25-53
29	at Atlanta	L118-122	15-23	17	Boston	W125-117	26-53
30	at Cincinnati	L120-125	15-24	19	Detroit	W132-118	27-53
31	at Milwaukee	L126-143	15-25	20	at Phoenix	L104-127	27-54
Jan. 2	at Phoenix	L120-121	15-26	22	Phoenix	L129-130	27-55

# 1970-71 San Diego Rockets

## (40-42, 3rd Pacific)

### Final Statistics

Player	G	Min	FG-M	Pct.	FT-M	Pct.	Reb.	Avg.	A	Avg.	PF-D	TP	AVG
Elvin Hayes	82	3633	948-2215	.428	454-676	.672	1362	16.6	186	2.3	225-1	2350	28.7
Stu Lantz	82	3102	585-1305	.448	519-644	.806	406	5.0	344	4.2	230-3	1689	20.6
Calvin Murphy	82	2020	471-1029	.458	356-434	.820	245	3.0	329	4.0	263-4	1298	15.8
Don Adams	82	2374	391-957	.409	155-212	.731	581	7.1	173	2.1	344-11	937	11.4
John Trapp	82	2080	322-766	.420	142-188	.755	510	6.2	138	1.7	337-16	786	9.6
John Block	73	1464	245-584	.420	212-270	.785	442	6.1	98	1.3	193-2	702	9.6
Larry Siegfried	53	1673	146-378	.386	130-153	.850	207	3.9	346	6.5	146-0	422	8.0
Rudy Tomjanovich	77	1062	168-439	.383	73-112	.652	381	5.0	73	1.0	124-0	409	5.3
Bernie Williams	56	708	112-338	.331	68-81	.840	85	1.5	113	2.0	76-1	292	5.2
Toby Kimball	80	1100	111-287	.387	51-108	.472	406	5.1	62	0.8	128-1	273	3.4
Curtis Perry	18	100	21-48	.438	11-20	.550	30	1.7	5	0.3	22-0	53	2.9
John Egan (TOT)	62	824	67-178	.376	42-51	.824	63	1.0	112	1.8	71-0	176	2.8
John Egan (SD)	36	414	27-80	.338	17-23	.739	31	0.9	54	1.5	40-0	71	2.0
ROCKETS	82	19730	3547-8426	.421	2188-2921	.749	4686	57.2	1921	23.4	2128-39	9282	113.2
OPPONENTS	82	19730	3639-8102	.449	2024-2745	.737	4345	53.0	2135	26.0	2141-41	9302	113.4

Date	Opponent	Score	Record	Date	Opponent	Score	Record
Oct. 13	at Chicago	L96-111	0-1	Jan. 1	at L.A. Lakers	W117-106	22-20
14	at Baltimore	L105-123	0-2	2	<b>L.A. Lakers</b>	<b>W109-108 (OT)</b>	<b>23-20</b>
16	at Philadelphia	L119-127	0-3	5	at Chicago	L103-116	23-21
17	at Buffalo	W102-93	1-3	6	at Detroit	L99-100	23-22
20	<b>Phoenix</b>	<b>W115-114</b>	<b>2-3</b>	8	<b>San Francisco</b>	<b>L117-120</b>	<b>23-23</b>
22	<b>Cleveland</b>	<b>W140-110</b>	<b>3-3</b>	9	at San Francisco	L103-109	23-24
24	<b>Philadelphia</b>	<b>W116-111</b>	<b>4-3</b>	15	<b>Baltimore</b>	<b>L117-124</b>	<b>23-25</b>
25	at Phoenix	L98-117	4-4	17	<b>Philadelphia</b>	<b>L105-106</b>	<b>23-26</b>
27	at Milwaukee	L113-126	4-5	19	at New York	L113-117 (OT)	23-27
28	at Cleveland	W110-99	5-5	20	at Boston	L112-142	23-28
29	at New York	L107-114	5-6	22	at Buffalo	L94-101	23-29
31	at Atlanta	W121-117	6-6	23	at Baltimore	L120-127	23-30
Nov. 4	<b>New York</b>	<b>L100-109</b>	<b>6-7</b>	25	<b>Buffalo</b>	<b>W114-106</b>	<b>24-30</b>
6	<b>Baltimore</b>	<b>L118-125</b>	<b>6-8</b>	27	<b>Chicago</b>	<b>L106-111</b>	<b>24-31</b>
7	at San Francisco	L102-114	6-9	29	at Detroit	L104-131	24-32
11	<b>Cincinnati</b>	<b>W127-120</b>	<b>7-9</b>	30	at Cincinnati	L110-116	24-33
13	<b>San Francisco</b>	<b>L102-107</b>	<b>7-10</b>	31	at Atlanta	L120-131	24-34
14	<b>Detroit</b>	<b>W112-101</b>	<b>8-10</b>	Feb. 2	at L.A. Lakers	L105-133	24-35
16	at Portland	W136-118	9-10	3	<b>Milwaukee</b>	<b>L101-108</b>	<b>24-36</b>
18	<b>Milwaukee</b>	<b>L111-117</b>	<b>9-11</b>	5	<b>Cleveland</b>	<b>W116-105</b>	<b>25-36</b>
20	<b>Seattle</b>	<b>W121-106</b>	<b>10-11</b>	6	<b>L.A. Lakers</b>	<b>L108-115</b>	<b>25-37</b>
21	at Seattle	W115-114	11-11	7	at Seattle	W124-107	26-37
24	at Detroit	L104-111	11-12	9	<b>Seattle</b>	<b>W132-115</b>	<b>27-37</b>
25	at Cincinnati	W138-120	12-12	11	<b>San Francisco</b>	<b>W119-111</b>	<b>28-37</b>
27	<b>Atlanta</b>	<b>W128-127</b>	<b>13-12</b>	13	<b>Cincinnati</b>	<b>W120-116</b>	<b>29-37</b>
28	at Phoenix	W117-116	14-12	18	<b>New York</b>	<b>L115-116</b>	<b>29-38</b>
29	at L.A. Lakers	L112-130	14-13	19	at San Francisco	W109-103	30-38
Dec. 1	at Portland	W120-114	15-13	20	<b>Boston</b>	<b>W128-118</b>	<b>31-38</b>
5	<b>L.A. Lakers</b>	<b>W119-116</b>	<b>16-13</b>	23	at New York	W126-109	32-38
6	at Phoenix	L102-108	16-14	24	at Milwaukee	L104-139	32-39
11	<b>Phoenix</b>	<b>W110-104</b>	<b>17-14</b>	Mar. 2	at Philadelphia	W111-103	33-39
12	at Chicago	L98-103	17-15	3	at Boston	L113-128	33-40
13	at Cleveland	W118-95	18-15	5	<b>Seattle</b>	<b>L110-111</b>	<b>33-41</b>
15	at Philadelphia	L98-122	18-16	6	Chicago (Oakland)	L99-105	33-42
16	at Atlanta	L117-128	18-17	7	<b>Portland</b>	<b>W135-121</b>	<b>34-42</b>
18	<b>Detroit</b>	<b>L116-129</b>	<b>18-18</b>	9	<b>Buffalo</b>	<b>W106-96</b>	<b>35-42</b>
19	Portland (Oakland)	W118-108	19-18	11	<b>Boston</b>	<b>W115-91</b>	<b>36-42</b>
20	at Seattle	W110-108	20-18	13	<b>Baltimore</b>	<b>W121-115</b>	<b>37-42</b>
23	<b>Atlanta</b>	<b>W133-102</b>	<b>21-18</b>	17	<b>Detroit</b>	<b>W106-99</b>	<b>38-42</b>
27	<b>Chicago</b>	<b>L101-110</b>	<b>21-19</b>	19	<b>Milwaukee</b>	<b>W111-99</b>	<b>39-42</b>
29	<b>Boston</b>	<b>L108-110</b>	<b>21-20</b>	21	<b>Phoenix</b>	<b>W132-114</b>	<b>40-42</b>

# 1971-72 Houston Rockets

(34-48, 4th Pacific)

## Final Statistics

Player	G-S	Min	FGM-A	Pct.	FTM-A	Pct.	Reb.	Avg.	A	Avg.	PF-D	TP	AVG
Elvin Hayes	82-82	3461	832-1918	.434	399-615	.649	1197	14.6	270	3.3	233-1	2063	25.2
Stu Lantz	81-78	3097	557-1279	.435	387-462	.838	345	4.3	337	4.2	211-2	1501	18.5
Calvin Murphy	82-40	2538	571-1255	.455	349-392	.890	258	3.2	393	4.8	298-6	1491	18.2
Rudy Tomjanovich	78-61	2689	500-1010	.495	172-238	.723	923	11.8	117	1.5	193-2	1172	15.0
Cliff Meely	77-36	1815	315-776	.406	133-197	.675	507	6.6	119	1.6	254-9	763	9.9
Greg Smith (TOT)	82	2256	309-671	.461	111-168	.661	483	5.9	222	2.7	259-4	729	8.9
Greg Smith (HOU)	54-50	1519	212-473	.448	70-110	.636	322	6.0	159	2.9	167-3	494	9.1
Mike Newlin	82-25	1495	256-618	.414	108-144	.750	228	2.8	135	1.7	233-6	620	7.6
Jim Davis	12-1	180	18-54	.333	26-38	.684	44	3.7	5	0.4	18-0	62	5.2
Larry Siegfried	10-8	223	18-46	.391	12-14	.857	10	1.0	20	2.0	21-0	48	4.8
Don Adams	3-1	41	6-19	.316	1-2	.500	8	2.7	3	1.0	7-1	13	4.3
Dick Gibbs	64-4	757	90-265	.340	55-66	.833	140	2.2	51	0.8	127-0	235	3.7
Curtis Perry	25-5	355	38-115	.330	12-24	.500	122	4.9	22	0.9	47-1	88	3.5
John Vallely (TOT)	49	366	69-171	.404	30-45	.667	32	0.7	37	0.8	50-0	168	3.4
John Vallely (HOU)	40-1	256	49-128	.383	17-25	.680	21	0.5	28	0.7	37-0	115	2.9
John Egan	38-0	437	42-104	.404	26-32	.813	26	0.7	51	1.3	55-0	110	2.9
M. McLemore (TOT)	27	246	28-71	.394	20-24	.833	73	2.7	22	0.8	33-1	76	2.8
M. McLemore (HOU)	17-0	147	19-43	.442	9-12	.750	39	2.3	10	0.6	15-1	47	2.8
Dick Cunningham	63-5	720	67-174	.385	37-53	.698	243	3.9	57	0.9	76-0	171	2.7
ROCKETS	82	19730	3590-8277	.434	1813-2424	.748	4433	54.1	1777	21.7	1992-32	8993	109.7
OPPONENTS	82	19730	3542-7817	.453	2037-2737	.744	4298	52.4	1945	23.7	1944-19	9121	111.2

Date	Opponent	Score	Record	Date	Opponent	Score	Record
Oct. 14	Philadelphia (Astrohall)	L94-105	0-1	5	Boston (Hofheinz)	L105-113	15-27
16	at Phoenix	L108-128	0-2	9	Golden State (Hofheinz)	L112-113	15-28
17	Detroit (San Antonio)	L99-112	0-3	11	at Seattle	L126-141	15-29
20	Chicago (Waco)	L110-125	0-4	15	Cleveland (Hofheinz)	W112-109	16-29
22	at Seattle	L91-110	0-5	16	New York (Hofheinz)	L108-109	16-30
24	L.A. Lakers (Astrodome)	L103-113	0-6	20	at Cincinnati	W104-87	17-30
26	at Detroit	W104-103	1-6	21	at Boston	L105-110	17-31
27	at Boston	L97-108	1-7	22	at Chicago	L108-115	17-32
28	at New York	L94-112	1-8	23	at Detroit	W109-107	18-32
31	Buffalo (Astrohall)	W102-87	2-8	25	Portland (Astrodome)	W118-104	19-32
Nov. 3	New York (Astrodome)	L98-117	2-9	26	Chicago (San Antonio)	L108-117	19-33
4	Portland (Astrohall)	L110-112	2-10	28	at L.A. Lakers	L105-118	19-34
7	Baltimore (Astrohall)	L106-109	2-11	Feb. 2	Seattle (San Antonio)	W111-88	20-34
9	at Golden State	L99-115	2-12	4	at Portland	L113-114	20-35
10	Boston (Astrodome)	L103-142	2-13	5	Milwaukee (Hofheinz)	L112-119	20-36
12	at Milwaukee	L102-111	2-14	6	Atlanta (Hofheinz)	W120-113	21-36
13	at Chicago	L102-111	2-15	8	Seattle (Portland)	L119-127	21-37
16	at Baltimore	L107-110	2-16	11	Baltimore (Hofheinz)	W116-95	22-37
17	at Philadelphia	W118-112	3-16	13	Cincinnati (Hofheinz)	W112-111	23-37
19	at L.A. Lakers	L99-106	3-17	14	at Philadelphia	W130-116	24-37
21	Golden State (San Diego)	W115-96	4-17	15	at Baltimore	L98-113	24-38
24	Philadelphia (Astrohall)	W109-108	5-17	16	at New York	L100-110	24-39
28	Phoenix (Astrohall)	L110-116	5-18	18	at Buffalo	W108-96	25-39
30	at Buffalo	W115-101	6-18	23	L.A. Lakers (Waco)	W115-110	26-39
Dec. 1	at Cleveland	L106-116	6-19	26	Detroit (Hofheinz)	W122-106	27-39
3	at Detroit	L112-113	6-20	27	Golden State (Hofheinz)	L104-117	27-40
4	at Boston	L107-117	6-21	Mar. 1	Cincinnati (El Paso)	W108-96	28-40
8	L.A. Lakers (Astrodome)	L120-125	6-22	3	Golden State (San Diego)	L107-108	28-41
10	Atlanta (Astrodome)	W95-88	7-22	4	Cleveland (Hofheinz)	L123-130	28-42
11	at Phoenix	W111-110	8-22	5	Chicago (Hofheinz)	L97-128	28-43
12	Seattle (Hofheinz)	W100-98	9-22	9	Portland (Seattle)	W114-111	29-43
14	at Milwaukee	L98-106	9-23	10	Golden State (Hofheinz)	L116-119	29-44
15	at Atlanta	W117-115 (OT)	10-23	11	Buffalo (Hofheinz)	W121-100	30-44
17	at Chicago	W109-98	11-23	12	Philadelphia (Hofheinz)	W121-112	31-44
18	at Cincinnati	W126-116	12-23	16	New York (Astrodome)	L102-103	31-45
21	at Portland	W132-119	13-23	18	Milwaukee (Astrodome)	L116-120 (OT)	31-46
26	at L.A. Lakers	L115-137	13-24	21	at Milwaukee	L94-111	31-47
29	Phoenix (Hofheinz)	L106-124	13-25	22	at Atlanta	L106-107	31-48
30	Atlanta (Hofheinz)	W129-115	14-25	24	at Cleveland	W127-119	32-48
Jan. 2	Detroit (Hofheinz)	L107-109	14-26	25	at Baltimore	W106-85	33-48
4	Seattle (Hofheinz)	W119-110	15-26	26	Portland (Hofheinz)	W131-109	34-48

# 1972-73 Houston Rockets

(33-49, 3rd Central)

## Final Statistics

Player	G-S	Min	FGM-A	Pct.	FTM-A	Pct.	Reb.	Avg.	A	Avg.	PF-D	TP	AVG
Rudy Tomjanovich	81-65	2972	655-1371	.478	205-335	.746	938	11.6	178	2.2	225-1	1560	19.3
Jack Marin	81-81	3019	624-1334	.468	248-292	.849	499	6.2	291	3.6	247-4	1496	18.5
Jimmy Walker	81-81	3079	605-1301	.465	244-276	.884	268	3.3	442	5.5	207-0	1454	18.0
Mike Newlin	82-70	2658	534-1206	.443	327-369	.886	340	4.2	409	5.0	201-5	1395	17.0
Calvin Murphy	77-13	1697	381-820	.465	239-269	.888	149	1.9	262	3.4	311-3	1001	13.0
Otto Moore	82-68	2712	418-859	.487	127-211	.602	868	10.6	167	2.0	239-4	963	11.7
Don Smith	48-13	900	149-375	.397	119-162	.735	304	6.3	53	1.1	108-2	417	8.7
Cliff Meely	82-19	1694	268-657	.408	92-137	.672	496	6.1	91	1.1	263-6	628	7.7
Paul McCracken	24-0	305	44-89	.494	23-39	.590	51	2.1	17	0.9	32-0	111	6
OSTan McKenzie (TOT)	33-0	294	48-119	.403	30-37	.811	55	1.7	23	0.7	43-1	126	3.8
Stan McKenzie (HOU)	26-0	187	35-83	.422	16-21	.762	34	1.3	15	0.6	28-0	86	3.3
Greg Smith	4-0	41	5-16	.313	0-0	.000	8	2.0	5	1.3	8-0	10	2.5
George Johnson	19-0	169	20-39	.513	3-4	.750	45	2.4	3	0.2	33-0	43	2.3
Eric McWilliams	44-0	245	34-98	.347	18-37	.486	60	1.4	5	0.1	46-0	86	2.0
Dick Gibbs	1-0	2	0-1	.000	0-0	.000	0	0.0	1	1.0	1-0	0	0.0
ROCKETS	82	19680	3772-8249	.457	1706-2152	.793	4060	49.5	1939	23.7	1949-25	9250	112.8
OPPONENTS	82	19680	3824-8119	.471	1744-2290	.762	4338	52.9	2104	25.7	1902-22	9302	114.5

Date	Opponent	Score	Record	Date	Opponent	Score	Record
<b>Oct.</b> 13	at Cleveland	W109-108	1-0	10	at Boston	L107-128	17-25
14	at Buffalo	W121-113	2-0	<b>12</b>	<b>New York</b>	<b>L103-104</b>	<b>17-26</b>
17	at New York	L95-103	2-1	<b>13</b>	<b>Cleveland</b>	<b>L115-123</b>	<b>17-27</b>
<b>20</b>	<b>Atlanta</b>	<b>W120-108</b>	<b>3-1</b>	17	Golden State (San Antonio)	L117-123	17-28
<b>21</b>	<b>Chicago</b>	<b>L97-130</b>	<b>3-2</b>	19	<b>Cleveland</b>	<b>L104-108</b>	<b>17-29</b>
25	L.A. Lakers (San Antonio)	L107-112	3-3	<b>20</b>	<b>Portland</b>	<b>L115-130</b>	<b>17-30</b>
<b>27</b>	<b>Detroit</b>	<b>W130-118</b>	<b>4-3</b>	<b>21</b>	<b>New York</b>	<b>W107-103</b>	<b>18-30</b>
31	at Atlanta	W106-105	5-3	25	Milwaukee (Madison)	W129-125	19-30
<b>Nov.</b> 1	at Philadelphia	W108-104	6-3	26	at Boston	L126-139	19-31
<b>3</b>	<b>Atlanta</b>	<b>W108-114</b>	<b>6-4</b>	<b>28</b>	<b>Atlanta</b>	<b>W116-108</b>	<b>20-31</b>
4	Detroit (San Antonio)	W118-108	7-4	30	at Portland	W123-120	21-31
7	at L.A. Lakers	L109-122	7-5	31	at Seattle	L109-118	21-32
10	at Phoenix	L109-115	7-6	<b>Feb.</b> 2	at L.A. Lakers	L109-126	21-33
11	Philadelphia (San Antonio)	L112-114	7-7	3	at Phoenix	L123-132	21-34
14	at Baltimore	L103-104	7-8	4	Buffalo (San Antonio)	W130-118	22-34
16	at New York	L100-119	7-9	6	Philadelphia (San Antonio)	W123-117	23-34
18	at Kansas City	L117-127	7-10	<b>9</b>	<b>Kansas City</b>	<b>L116-121</b>	<b>23-35</b>
21	at Chicago	L105-113	7-11	10	at Atlanta	L91-103	23-36
<b>22</b>	<b>Golden State</b>	<b>W132-104</b>	<b>8-11</b>	13	at Kansas City	L118-132	23-37
<b>25</b>	<b>Seattle</b>	<b>W114-109</b>	<b>9-11</b>	16	at Milwaukee	L103-105	23-38
28	Baltimore (San Antonio)	L90-108	9-12	<b>17</b>	<b>Phoenix</b>	<b>W127-111</b>	<b>24-38</b>
29	Baltimore (San Antonio)	W102-94	10-12	<b>18</b>	<b>Chicago</b>	<b>L99-110</b>	<b>24-39</b>
<b>Dec.</b> 1	at Baltimore	L96-103	10-13	21	Seattle (San Antonio)	W139-107	25-39
<b>2</b>	<b>Kansas City-Omaha</b>	<b>L109-114</b>	<b>10-14</b>	23	Philadelphia (Hershey)	W138-116	26-39
5	at Golden State	L101-108	10-15	25	at Detroit	L112-129	26-40
<b>8</b>	<b>Portland</b>	<b>W114-108</b>	<b>11-15</b>	27	at Buffalo	W112-105	27-40
12	at Buffalo	L94-95	11-16	<b>Mar.</b> 3	at Atlanta	L125-136	27-41
15	at Baltimore	L91-94	11-17	4	<b>Milwaukee</b>	<b>L101-116</b>	<b>27-42</b>
16	at Detroit	W123-112	12-17	7	Cleveland (San Antonio)	L100-118	27-43
17	at Cleveland	W110-109	13-17	<b>9</b>	<b>Baltimore</b>	<b>L104-109</b>	<b>27-44</b>
20	New York (San Antonio)	L102-124	13-18	<b>10</b>	<b>Cleveland</b>	<b>W131-116</b>	<b>28-44</b>
<b>22</b>	<b>Philadelphia</b>	<b>W116-103</b>	<b>14-18</b>	<b>11</b>	<b>Atlanta</b>	<b>W129-118</b>	<b>29-44</b>
<b>26</b>	<b>Phoenix</b>	<b>W113-110</b>	<b>15-18</b>	15	at Golden State	L125-141	29-45
<b>27</b>	<b>L.A. Lakers</b>	<b>W136-104</b>	<b>16-18</b>	16	at Portland	L128-141	29-46
<b>29</b>	<b>Milwaukee</b>	<b>L101-114</b>	<b>16-19</b>	18	at Seattle	L112-121	29-47
<b>Jan.</b> 3	<b>Boston</b>	<b>L110-130</b>	<b>16-20</b>	20	Boston (Providence)	L89-94	29-48
<b>2</b>	<b>Boston</b>	<b>W123-112</b>	<b>17-20</b>	21	at Baltimore	W118-110	30-48
4	at Chicago	L97-111	17-21	23	at Philadelphia	W132-112	31-48
6	at New York	L106-116	17-22	<b>25</b>	<b>Boston</b>	<b>L121-125</b>	<b>31-49</b>
7	at Cleveland	L97-102	17-23	27	Buffalo (San Antonio)	W121-111	32-49
9	at Atlanta	L114-120	17-24	28	Buffalo (San Antonio)	W138-122	33-49

# 1973-74 Houston Rockets

(32-50, 3rd Central)

## Final Statistics

Player	G-S	Min	FGM-A	Pct.	FTM-A	Pct.	Rebounds				PF-D	S	B	TP	Avg.
							O-D-Tot	Avg.	A	Avg.					
Rudy Tomjanovich	80-80	3227	788-1470	536	385-454	848	230-487-717	9.0	250	3.1	230-0	89	66	1961	24.5
Calvin Murphy	81-79	2922	671-1285	522	310-357	868	51-137-188	2.3	603	7.4	310-8	157	4	1652	20.4
Mike Newlin	76-70	2591	510-1139	448	380-444	856	77-185-252	3.5	363	4.8	259-5	87	9	1400	18.4
Don Smith	79-63	2459	336-732	459	193-240	804	259-664-923	11.7	166	2.1	227-3	80	104	865	10.9
Jack Marin	47-10	1102	210-443	474	82-98	837	29-77-106	2.3	121	2.6	120-2	23	8	502	10.7
Cliff Meely	77-31	1754	330-773	427	90-140	643	103-336-439	5.7	124	1.6	234-5	53	77	750	9.7
Ed Ratleff	81-8	1773	254-585	434	103-129	798	93-193-286	3.5	181	2.2	182-2	90	27	611	7.5
Matt Guokas	39-27	1007	93-203	458	21-28	750	17-43-60	1.5	133	3.4	73-1	27	14	207	5.3
E.C. Coleman	58-28	1075	128-250	512	47-74	635	81-171-252	4.4	76	1.3	162-4	37	20	303	5.2
Otto Moore	13-7	313	32-69	464	4-8	500	20-64-84	6.5	18	1.4	37-2	10	18	68	5.2
Dave Wohl (TOT)	67	1055	121-277	437	75-102	735	11-35-46	0.7	236	3.5	136-3	76	2	317	4.7
Dave Wohl (HOU)	26-0	449	61-127	480	33-42	786	4-13-17	0.7	109	4.2	64-2	43	1	155	6.0
Jimmy Walker	6-0	38	7-12	583	0-1	000	0-2-2	0.7	4	1.3	4-0	0	0	14	4.7
Ron Riley (TOT)	48	591	81-202	401	24-38	632	48-129-177	3.7	37	0.8	95-0	18	24	186	3.9
Ron Riley (HOU)	36-5	421	57-145	393	10-14	714	35-86-121	3.4	29	0.8	68-0	15	22	124	3.4
Kevin Kunnert (TOT)	64	701	105-215	488	21-33	636	83-134-217	3.4	43	0.7	151-1	10	54	231	3.6
Kevin Kunnert (HOU)	25-0	361	56-114	491	10-17	588	40-71-111	4.4	18	0.7	68-1	5	29	122	4.9
George Johnson	26-2	238	23-51	451	8-17	471	20-41-61	2.4	9	0.4	46-1	8	8	54	2.1
Stan McKenzie	11-0	112	7-24	292	6-8	750	3-13-16	1.5	6	0.6	17-0	3	0	20	1.8
Paul McCracken	4-0	13	1-4	250	0-0	000	1-5-6	1.5	2	0.5	3-0	0	0	2	0.5
ROCKETS	82	19855	3564-7426	480	1682-2071	812	1063-2588-3651	44.5	2212	27.0	2104-36	727	407	8810	107.4
OPONENTS	82	19855	3551-7433	478	1719-2337	736	1162-2619-3781	46.1	2122	25.9	1994-29	707	375	8821	107.6

Date	Opponent	Score	Record	Date	Opponent	Score	Record
Oct. 9	at Buffalo	L105-107 (OT)	0-1	5	at Golden State	L106-108	14-28
10	at Philadelphia	W104-88	1-1	6	at Seattle	L90-91	14-29
12	at Cleveland	W106-99	2-1	8	<b>Golden State</b>	<b>L92-104</b>	<b>14-30</b>
13	at New York	W86-85	3-1	9	at Phoenix	L101-105	14-31
16	<b>Philadelphia</b>	<b>L101-106</b>	<b>3-2</b>	11	at Buffalo	L99-117	14-32
20	<b>Detroit</b>	<b>L104-107</b>	<b>3-3</b>	13	Buffalo (Toronto)	W121-112	15-32
23	<b>L.A. Lakers</b>	<b>L98-107</b>	<b>3-4</b>	18	<b>New York</b>	<b>W96-90</b>	<b>16-32</b>
24	at Boston	W132-117	4-4	20	at Capital	L105-111	16-33
26	at Chicago	L113-121	4-5	22	at New York	W108-93	17-33
27	<b>Chicago</b>	<b>L92-102</b>	<b>4-6</b>	23	at Atlanta	W115-104	18-33
31	<b>New York</b>	<b>L91-102</b>	<b>4-7</b>	25	at Detroit	L89-93	18-34
Nov. 2	<b>Atlanta</b>	<b>L123-125</b>	<b>4-8</b>	27	<b>Buffalo</b>	<b>L108-122</b>	<b>18-35</b>
4	at L.A. Lakers	L93-106	4-9	29	<b>Seattle</b>	<b>L107-115</b>	<b>18-36</b>
7	<b>Capital</b>	<b>L97-111</b>	<b>4-10</b>	31	<b>Golden State</b>	<b>L108-109</b>	<b>18-37</b>
9	at Cleveland	L106-111	4-11	Feb. 2	at Atlanta	L107-117	18-38
13	<b>Philadelphia</b>	<b>W97-83</b>	<b>5-11</b>	3	<b>Atlanta</b>	<b>W123-112</b>	<b>19-38</b>
14	at Kansas City	L116-118 (OT)	5-12	5	<b>L.A. Lakers</b>	<b>W116-112 (OT)</b>	<b>20-38</b>
17	<b>Portland</b>	<b>L87-96</b>	<b>5-13</b>	8	<b>Cleveland</b>	<b>W120-106</b>	<b>21-38</b>
22	<b>Cleveland</b>	<b>L96-104</b>	<b>5-14</b>	10	at Portland	W112-106	22-38
23	<b>Cleveland</b>	<b>L83-85</b>	<b>5-15</b>	12	at L.A. Lakers	W129-119	23-38
27	<b>Phoenix</b>	<b>W125-111</b>	<b>6-15</b>	14	at Phoenix	L99-107	23-39
28	at New York	W114-106	7-15	17	<b>Buffalo</b>	<b>L118-135</b>	<b>23-40</b>
30	<b>Detroit</b>	<b>W110-95</b>	<b>8-15</b>	20	<b>Philadelphia</b>	<b>W115-98</b>	<b>24-40</b>
Dec. 1	at Philadelphia	L106-108 (OT)	8-16	22	<b>Milwaukee</b>	<b>L113-122</b>	<b>24-41</b>
2	at Cleveland	W130-104	9-16	24	<b>Portland</b>	<b>W133-115</b>	<b>25-41</b>
4	at Milwaukee	L109-124	9-17	26	<b>Kansas City-Omaha</b>	<b>W118-101</b>	<b>26-41</b>
5	<b>Capital</b>	<b>W119-99</b>	<b>10-17</b>	Mar. 1	<b>Phoenix</b>	<b>W117-111</b>	<b>27-41</b>
9	at Seattle	W110-107	11-17	2	at Atlanta	L122-129	27-42
11	at Golden State	L107-114	11-18	3	Milwaukee (Madison)	L106-112 (OT)	27-43
14	<b>Boston</b>	<b>L106-114</b>	<b>11-19</b>	6	<b>Chicago</b>	<b>L93-105</b>	<b>27-44</b>
15	at Chicago	L100-104	11-20	8	<b>Boston</b>	<b>W113-106</b>	<b>28-44</b>
17	<b>New York</b>	<b>L97-109</b>	<b>11-21</b>	10	<b>Cleveland</b>	<b>W113-108</b>	<b>29-44</b>
19	<b>Seattle</b>	<b>L118-124 (OT)</b>	<b>11-22</b>	13	<b>Capital</b>	<b>W117-93</b>	<b>30-44</b>
21	<b>Atlanta</b>	<b>L110-124</b>	<b>11-23</b>	15	<b>Capital</b>	<b>W114-105</b>	<b>31-44</b>
22	at Capital	L89-98	11-24	17	at Kansas City-Omaha	L114-125	31-45
23	at Cleveland	L91-99	11-25	19	<b>Boston</b>	<b>L107-110</b>	<b>31-46</b>
26	<b>Kansas City-Omaha</b>	<b>W110-95</b>	<b>12-25</b>	20	at Detroit	L99-103	31-47
28	<b>Milwaukee</b>	<b>L111-127</b>	<b>12-26</b>	22	at Capital	L95-109	31-48
29	at Atlanta	L110-114	12-27	23	Boston (Providence)	L105-108	31-49
Jan. 2	at Philadelphia	W101-99	13-27	24	at Boston	L106-109 (OT)	31-50
4	at Portland	W119-113	14-27	26	<b>Buffalo</b>	<b>W119-96</b>	<b>32-50</b>

# 1974-75 Houston Rockets

## (41-41, 2nd Central)

### Final Statistics

Player	G-S	Min	FGM-A	Pct.	FTM-A	Pct.	Rebounds			PF-D	S	B	TP	Avg.	
							O-D-Tot	A	Avg.						
Rudy Tomjanovich	81-81	3134	694-1323	.525	289-366	.790	184-429-613	7.6	236	2.9	230-1	76	24	1677	20.7
Calvin Murphy	78-52	2513	557-1152	.484	341-386	.883	52-121-173	2.2	381	4.9	281-8	128	4	1455	18.7
Mike Newlin	79-70	2709	436-905	.482	265-305	.869	55-205-260	3.3	403	5.1	288-4	111	7	1137	14.4
Ed Ratleff	80-48	2563	392-851	.461	157-190	.826	185-274-459	5.7	259	3.2	231-5	146	51	941	11.8
Kevin Kunnert	75-34	1801	346-676	.512	116-169	.686	214-417-631	8.4	108	1.4	223-2	34	84	808	10.8
Zaid Abdul-Aziz	65-33	1450	235-538	.437	159-203	.783	154-334-488	7.5	84	1.3	128-1	37	74	629	9.7
Cliff Meely	48-5	753	156-349	.447	68-94	.723	55-109-164	3.4	45	0.9	117-4	21	21	380	7.9
Dave Wohl	75-39	1722	203-462	.439	79-106	.745	26-86-112	1.5	340	4.5	184-1	75	9	485	6.5
Ron Riley	77-33	1578	196-470	.417	71-97	.732	137-243-380	4.9	130	1.7	197-3	56	22	463	6.0
Steve Hawes	55-15	897	140-279	.502	45-55	.818	80-195-275	5.0	88	1.6	99-1	36	36	325	5.9
Owen Wells	33-0	214	42-100	.420	15-22	.682	12-23-35	1.1	22	0.7	38-0	9	3	99	3.0
Gus Bailey	47-0	446	51-126	.405	20-41	.488	23-59-82	1.8	59	1.3	52-0	17	16	122	2.6
ROCKETS	82	19780	3448-7231	.477	1625-2034	.799	1177-2495-3672	44.8	2155	26.3	2068-30	746	351	8521	103.9
OPPONENTS	82	19780	3429-7127	.481	1576-2127	.741	1036-2380-3416	41.7	2024	24.7	2063-37	750	308	8434	102.9

Date	Opponent	Score	Record	Date	Opponent	Score	Record
Oct. 18	at Milwaukee	W106-101	1-0	17	Portland	L106-127	20-22
19	at Atlanta	L112-118	1-1	18	Boston (Hartford)	L101-123	20-23
22	at New York	L100-110	1-2	21	Boston	L102-113	20-24
23	at Washington	L95-99	1-3	23	at Atlanta	W96-95	21-24
25	Philadelphia	W110-86	2-3	24	Milwaukee	W95-91	22-24
30	at New Orleans	W113-100	3-3	26	at Washington	L90-118	22-25
31	Washington	W95-92	4-3	28	L.A. Lakers	W104-89	23-25
Nov. 2	Kansas City-Omaha	W120-97	5-3	30	Detroit	W103-88	24-25
5	New York	L93-106	5-4	Feb. 1	at New York	W95-93	25-25
7	Milwaukee	W103-93	6-4	2	at Philadelphia	L77-90	25-26
9	Phoenix	L96-101	6-5	4	Golden State	L105-107	25-27
12	at Kansas City-Omaha	W103-99	7-5	5	at New Orleans	W124-97	26-27
14	Chicago	W105-96	8-5	7	Atlanta	W105-97	27-27
16	Detroit	W118-98	9-5	9	at Portland	W102-92	28-27
19	Cleveland	W94-85	10-5	11	at Golden State	W112-108 (OT)	29-27
22	at L.A. Lakers	L83-89	10-6	12	at Seattle	L103-104	29-28
24	at Seattle	W124-109	11-6	14	New Orleans	L112-124	29-29
26	at Golden State	L124-144	11-7	16	at Cleveland	L95-100	29-30
27	at Portland	L97-111	11-8	18	Portland	W107-83	30-30
29	Atlanta	L91-96	11-9	21	Philadelphia	W103-85	31-30
30	at Phoenix	L100-112	11-10	23	at New Orleans	L99-108	31-31
Dec. 3	at Cleveland	L91-97	11-11	25	Cleveland	W114-87	32-31
4	at Detroit	L69-88	11-12	28	Chicago	W102-87	33-31
6	Boston	L114-120 (OT)	11-13	Mar. 1	New Orleans	W121-109	34-31
10	Golden State	W111-97	12-13	2	Phoenix	W110-104	35-31
11	at Philadelphia	L96-103	12-14	7	Cleveland	W93-86	36-31
12	Buffalo (Toronto)	L113-124	12-15	8	at Phoenix	W112-107	37-31
14	Kansas City-Omaha	W123-84	13-15	9	at L.A. Lakers	L95-116	37-32
17	New Orleans	W109-83	14-15	11	Seattle	L117-122 (OT)	37-33
20	Washington	W116-91	15-15	12	at Washington	L88-117	37-34
21	at Atlanta	W101-96	16-15	14	New York	L94-103	37-35
26	Atlanta	W114-86	17-15	16	at Boston	L94-99	37-36
28	Buffalo	W125-117	18-15	18	Buffalo	W122-115	38-36
30	L.A. Lakers	W120-107	19-15	21	at Detroit	L110-121	38-37
Jan. 3	at Cleveland	L83-95	19-16	22	at Buffalo	L112-117	38-38
4	at Milwaukee	L89-93	19-17	23	at Cleveland	L95-101	38-39
5	at Kansas City	W115-106	20-17	25	at Chicago	L94-112	38-40
7	at Chicago	L97-106	20-18	28	Cleveland	W112-105	39-40
9	Washington	L94-102	20-19	29	New Orleans	W107-105	40-40
10	at New Orleans	L108-111	20-20	Apr. 1	Atlanta	W113-104	41-40
16	Seattle	L125-127 (OT)	20-21	2	at Washington	L85-112	41-41



# 1975-76 Houston Rockets

(40-42, 3rd Central)

## Final Statistics

Player	G-S	Min	FGM-A	Pct.	FTM-A	Pct.	Rebounds			PF-D	S	B	TP	Avg.	
							O-D-Tot	Avg.	A						
Calvin Murphy	82-82	2995	675-1369	.493	372-410	.907	52-157-209	2.6	596	7.3	294-3	151	6	1722	21.0
Mike Newlin	82-82	3065	569-1123	.507	385-445	.865	72-264-336	4.1	457	5.6	263-5	106	5	1523	18.6
Rudy Tomjanovich	79-79	2912	622-1202	.517	221-288	.767	167-499-666	8.4	188	2.4	206-1	42	19	1465	18.5
Kevin Kunnert	80-80	2335	465-954	.487	102-156	.654	267-520-787	9.8	155	1.9	315-14	57	105	1032	12.9
Ed Ratleff	72-66	2401	314-647	.485	168-206	.816	107-272-379	5.3	260	3.6	234-4	114	37	796	11.1
Joe Mariweather	81-4	2042	338-684	.494	154-239	.644	163-353-516	6.4	82	1.0	219-4	36	120	830	10.2
John Johnson (TOT)	76	1697	316-697	.453	120-155	.774	94-238-332	4.4	217	2.9	194-1	57	36	752	9.9
John Johnson (HOU)	67-1	1485	275-609	.452	97-128	.758	81-211-292	4.4	163	2.4	163-0	50	28	647	9.7
Cliff Meely	14-0	174	32-81	.395	9-16	.563	12-40-52	3.7	10	0.7	31-1	9	4	73	5.2
Ron Riley	65-16	1049	115-280	.411	38-56	.679	91-213-304	4.7	75	1.2	137-1	32	21	268	4.1
Dave Wohl	50-0	700	66-163	.405	38-49	.776	9-47-56	1.1	112	2.2	112-2	26	1	170	3.4
Rudy White	32-0	284	42-102	.412	18-25	.720	13-25-38	1.2	30	0.9	32-0	19	5	102	3.2
Gus Bailey	30-0	262	28-77	.364	14-28	.500	20-30-50	1.7	41	1.4	33-1	14	8	70	2.3
Steve Hawes	6-0	51	5-13	.385	0-0	.000	5-13-18	3.0	10	1.7	6-0	0	0	10	1.7
ROCKETS	82	19755	3546-7304	.485	1616-2046	.790	1059-2644-3703	45.2	2213	27.0	2045-36	656	359	8708	106.2
OPPONENTS	82	19755	3603-7551	.477	1568-2072	.757	1116-2473-3589	43.8	2028	24.7	2050-23	684	311	8774	107.0

Date	Opponent	Score	Record	Date	Opponent	Score	Record
Oct. 24	at Boston	L94-109	0-1	24	Seattle	W110-103	20-22
28	at Buffalo	L108-124	0-2	27	Philadelphia	W127-116	21-22
31	at Detroit	L127-131	0-3	28	Cleveland	W108-93	22-22
Nov. 2	Milwaukee	W104-89	1-3	29	at Kansas City	L86-119	22-23
4	New York	W119-106	2-3	31	at New York	W130-114	23-23
8	Cleveland	W116-112	3-3	Feb. 5	New Orleans	L111-114	23-24
12	Buffalo	L80-93	3-4	7	Chicago	W89-87	24-24
13	at New York	L102-108	3-5	9	Kansas City	W105-86	25-24
15	New Orleans	W103-101	4-5	11	Boston	W115-103	26-24
18	at Cleveland	W95-91	5-5	13	at Philadelphia	L109-134	26-25
19	L.A. Lakers	L110-118	5-6	14	at Washington	L89-108	26-26
21	at Phoenix	L92-107	5-7	15	at Milwaukee	L105-113	26-27
23	at L.A. Lakers	L99-110	5-8	18	L.A. Lakers	W114-98	27-27
25	at Washington	W100-89	6-8	20	Milwaukee	W110-108	28-27
26	Washington	W97-85	7-8	21	Phoenix	L108-110 (OT)	28-28
29	Philadelphia	W99-98	8-8	22	at Cleveland	L103-107	28-29
Dec. 2	at Chicago	W91-77	9-8	23	Cleveland	W117-114	29-29
3	Seattle	W107-101	10-8	25	at Boston	L102-103	29-30
5	at Detroit	L91-102	10-9	27	at Buffalo	W113-107	30-30
6	Detroit	W105-96	11-9	29	at Washington	L108-110	30-31
10	Phoenix	L91-105	11-10	Mar. 3	at New Orleans	W113-105	31-31
13	Boston	L120-137	11-11	4	Washington	L106-113	31-32
16	at Kansas City	W111-100	12-11	6	Atlanta	W101-97	32-32
17	at Buffalo	L85-88	12-12	7	at Atlanta	L106-123	32-33
19	Atlanta	W113-107	13-12	10	Portland	W113-110	33-33
20	at Atlanta	L108-123	13-13	12	Buffalo	W113-100	34-33
23	Chicago	W103-94	14-13	13	Golden State	L97-111	34-34
25	at New Orleans	L99-101	14-14	16	New York	W116-111	35-34
27	at Golden State	W113-110	15-14	17	Atlanta	W124-112	36-34
28	at Seattle	L106-116	15-15	19	at Portland	L105-111	36-35
Jan. 1	at Portland	W110-107	16-15	21	at Seattle	L107-117	36-36
3	at Milwaukee	L101-126	16-16	23	at L.A. Lakers	L106-125	36-37
5	at Chicago	L97-98	16-17	25	at Golden State	W123-104	37-37
7	Kansas City	L106-108	16-18	27	Philadelphia	W109-95	38-37
8	at Atlanta	W115-106	17-18	30	at Cleveland	L86-95	38-38
10	Portland	W105-94	18-18	Apr. 2	at Boston	L115-119	38-39
14	New York	L103-107 (OT)	18-19	5	at Philadelphia	L129-130 (OT)	38-40
16	Golden State	L103-128	18-20	7	Washington	L105-115	38-41
17	New Orleans	L97-103	18-21	9	at New Orleans	L88-99	38-42
19	Washington	W115-96	19-21	10	Detroit	W110-99	39-42
23	at Phoenix	L115-124	19-22	11	at Atlanta	W122-111	40-42

# 1976-77 Houston Rockets

(49-33, 1st Central)

## Final Statistics

Player	G-S	Min	FGM-A	Pct.	FTM-A	Pct.	Rebounds			PF-D	S	B	TP	Avg.	
							O-D-Tot	Avg.	A						
Rudy Tomjanovich	81-80	3130	733-1437	.510	287-342	.839	172-512-684	8.4	172	2.1	198-1	57	27	1753	21.6
Calvin Murphy	82-80	2764	596-1216	.490	272-307	.886	54-118-172	2.1	386	4.7	281-6	144	8	1464	17.9
Moses Malone (TOT)	82-71	2506	389-810	.480	305-440	.693	437-635-1072	13.1	89	1.1	275-3	67	181	1083	13.2
Moses Malone (HOU)	80-71	2500	389-810	.480	305-440	.693	437-634-1071	13.4	89	1.1	274-3	67	181	1083	13.5
Mike Newlin	82-34	2119	387-850	.455	269-304	.885	53-151-204	2.5	320	3.9	226-2	60	3	1043	12.7
John Lucas	82-56	2531	388-814	.477	135-171	.789	55-164-219	2.7	463	5.7	174-0	125	19	911	11.1
Kevin Kunnert	81-56	2050	333-685	.486	93-126	.738	210-459-669	8.3	154	1.9	361-17	35	105	759	9.4
John Johnson	79-24	1738	319-696	.458	94-132	.712	75-191-266	3.4	163	2.1	199-1	47	24	732	9.3
Dwight Jones	74-10	1239	167-338	.494	101-126	.802	98-186-284	3.8	48	0.7	175-1	38	19	435	5.9
Ed Ratleff	37-2	533	70-161	.435	26-42	.619	24-53-77	2.1	43	1.2	45-0	20	6	166	4.5
Tom Owens	46-1	462	68-135	.504	52-76	.684	47-95-142	3.1	18	0.4	96-2	4	13	188	4.1
Rudy White	46-0	368	47-106	.443	15-25	.600	13-28-41	0.9	35	0.8	39-0	11	1	109	2.4
Eugene Kennedy	32-1	277	31-58	.534	3-8	.375	14-37-51	1.6	6	0.2	45-1	7	5	65	2.0
Dave Wohl	14-0	62	7-17	.412	4-4	1.000	1-4-5	0.4	15	1.1	18-1	0	0	18	1.3
Phil Hicks	2-0	7	0-2	.000	0-0	.000	1-0-1	0.5	1	0.5	1-0	1	0	0	0.0
ROCKETS	82	19780	3535-7325	.483	1656-2103	.787	1254-2632-3886	47.4	1913	23.3	2132-35	616	411	8726	106.4
OPPONENTS	82	19780	3424-7356	.465	1746-2252	.775	1121-2232-3353	40.9	1883	23.0	1978-27	547	350	8594	104.8

Date	Opponent	Score	Record	Date	Opponent	Score	Record
Oct. 21	at Atlanta	W120-104	1-0	21	at Detroit	L86-109	23-19
23	Phoenix	W129-126	2-0	22	Portland	W110-107	24-19
27	Philadelphia	L94-116	2-1	27	Detroit	W114-107	25-19
30	Washington	W105-92	3-1	28	Atlanta	W118-104	26-19
Nov. 3	Boston	W117-111 (OT)	4-1	29	at Atlanta	L97-101	26-20
5	at New Jersey	L91-95	4-2	Feb. 3	at New York	L90-108	26-21
6	at Buffalo	L102-117	4-3	5	New York	W105-103	27-21
9	at Chicago	W111-92	5-3	6	at New Orleans	L90-99	27-22
10	Seattle	W99-97	6-3	8	Cleveland	W97-81	28-22
12	at Milwaukee	L99-111	6-4	9	Chicago	W108-103	29-22
13	New Jersey	L110-114	6-5	11	San Antonio	L104-107	29-23
17	Buffalo	W120-114 (OT)	7-5	16	Seattle	W124-95	30-23
20	Kansas City	W127-126 (OT)	8-5	17	at San Antonio	W113-99	31-23
24	Golden State	W113-107 (OT)	9-5	19	at Kansas City	L109-115	31-24
26	at New Orleans	W105-99	10-5	22	at Denver	L106-118	31-25
27	San Antonio	W125-116	11-5	24	at Phoenix	W109-106	32-25
Dec. 1	Detroit	W110-104	12-5	25	at Portland	W123-106	33-25
2	Milwaukee	W137-110	13-5	27	at L.A. Lakers	L101-106	33-26
4	Indiana	W120-108	14-5	Mar. 2	L.A. Lakers	W120-113	34-26
8	at Phoenix	L95-116	14-6	5	Milwaukee	W119-106	35-26
10	at L.A. Lakers	L99-109	14-7	6	at New Jersey	W99-91	36-26
11	at Golden State	L112-124	14-8	7	at Buffalo	W128-107	37-26
12	at Seattle	W96-92	15-8	9	Phoenix	W105-100	38-26
14	at Portland	L84-104	15-9	11	at Indiana	W124-109	39-26
16	Atlanta	W117-107	16-9	12	New Orleans	W120-104	40-26
18	New Orleans	L106-110	16-10	16	New Jersey	W100-86	41-26
22	Washington	W111-90	17-10	17	at Cleveland	W88-87	42-26
26	at Indiana	W93-79	18-10	18	at Philadelphia	L104-124	42-27
28	at New York	L99-111	18-11	19	Buffalo	W110-104	43-27
29	Philadelphia	W93-91	19-11	22	Indiana	W106-99	44-27
Jan. 1	at Washington	L89-104	19-12	23	Portland	W109-104	45-27
2	at Cleveland	L80-104	19-13	24	at San Antonio	L112-118	45-28
5	New York	W108-107	20-13	26	Kansas City	W107-97	46-28
7	Denver	L107-117	20-14	27	at Detroit	L100-115	46-29
8	at Kansas City	L94-106	20-15	29	at Golden State	L92-109	46-30
11	Boston (Hartford)	L101-105	20-16	30	at Seattle	L105-111	46-31
12	at Philadelphia	L97-102	20-17	Apr. 1	at Washington	W91-85	47-31
14	at Milwaukee	W111-84	21-17	2	Cleveland	W106-93	48-31
15	L.A. Lakers	W122-116	22-17	6	at Boston	W104-93	49-31
18	Chicago	W103-85	23-17	8	at Chicago	L109-113	49-32
19	Boston	L102-112	23-18	9	Denver	L110-118	49-33

# 1977-78 Houston Rockets

(28-54, 6th Central)

## Final Statistics

Player	G-S	Min	FGM-A	Pct.	FTM-A	Pct.	Rebounds					PF-D	S	TO	B	TP	Avg.
							O-D-Tot	Avg.	A	Avg.	Avg.						
Calvin Murphy	76-72	2900	852-1737	491	245-267	918	57-107-164	2.2	259	3.4	241-4	112	173	3	1949	25.6	
Rudy Tomjanovich	23-23	849	217-447	485	61-81	753	40-98-138	6.0	32	1.4	63-0	15	38	5	495	21.5	
Moses Malone	59-59	2107	413-828	499	318-443	718	380-506-886	15.0	31	0.5	179-3	48	220	76	1144	19.4	
Mike Newlin	45-12	1181	216-495	436	152-174	874	36-84-120	2.7	203	4.5	128-1	52	120	9	584	13.0	
John Lucas	82-82	2933	412-947	435	193-250	772	51-204-255	3.1	768	9.4	208-1	160	213	9	1017	12.4	
Dwight Jones	82-50	2476	346-777	445	181-233	777	215-426-641	7.8	109	1.3	65-2	77	165	39	873	10.6	
Kevin Kunnert	80-44	2152	368-842	437	93-135	689	262-431-693	8.7	97	1.2	315-13	44	141	90	829	10.4	
Robert Reid	80-55	1849	261-574	455	63-96	656	111-248-359	4.5	121	1.5	277-8	67	81	51	585	7.3	
Alonzo Bradley	43-11	798	130-304	428	43-59	729	24-75-99	2.3	54	1.3	83-1	16	55	6	303	7.0	
Ron Behagen	3-0	33	7-11	636	0-1	000	2-5-7	2.3	2	0.7	6-0	0	3	0	14	4.7	
Ed Ratleff	68-1	1163	130-310	419	39-47	830	56-106-162	2.4	153	2.3	109-0	60	67	22	299	4.4	
John Johnson	1-0	11	1-4	250	2-3	667	2-1-3	3.0	1	1.0	3-0	0	3	0	4	4.0	
C.J. Kupec	49-0	626	84-197	426	27-33	818	27-84-91	1.9	50	1.0	54-0	10	24	3	195	4.0	
Zaid Abdul-Aziz (TOT)	16-0	158	23-60	383	17-23	739	19-31-50	3.1	10	0.6	29-0	3	11	3	63	3.9	
Zaid Abdul-Aziz (HOU)	14-0	134	20-47	426	15-20	750	13-22-35	2.5	7	0.5	25-0	2	8	2	55	3.9	
Rudy White	21-0	219	31-85	365	14-18	778	8-13-21	1.0	22	1.1	24-0	8	22	0	76	3.6	
Mike Dunleavy (TOT)	15-0	119	20-50	400	13-18	722	1-9-10	0.7	28	1.9	12-0	9	12	1	53	3.5	
Mike Dunleavy (HOU)	11-0	102	17-43	395	11-16	688	1-8-9	0.8	22	2.0	12-0	8	9	1	45	4.1	
Robin Jones	12-0	66	11-20	550	4-10	400	5-9-14	1.2	2	0.2	16-0	1	7	1	26	2.2	
Larry Moffett	20-0	110	5-17	294	6-10	600	10-11-21	1.1	7	0.4	16-0	2	8	2	16	0.8	
Phil Bond	7-0	21	2-6	333	0-0	000	1-3-4	0.6	2	0.3	1-0	1	2	0	4	0.6	
ROCKETS	82	19730	3523-7691	458	1467-1896	774	1301-2421-3722	45.4	1942	23.7	2025-33	683	1376	319	8513	103.8	
OPPONENTS	82	19730	3571-7704	482	1699-2238	759	1195-2525-3720	45.4	1990	24.3	1752-18	605	1410	360	8841	107.8	

Date	Opponent	Score	Record	Date	Opponent	Score	Record
Oct. 19	Chicago	L103-107	0-1	18	Seattle	L104-106	15-27
21	at Kansas City	L94-95	0-2	20	Detroit	W118-108	16-27
22	Boston	W110-98	1-2	22	at L.A. Lakers	L101-106	16-28
27	Milwaukee	W133-110	2-2	25	at Phoenix	L96-118	16-29
29	Phoenix	W125-112	3-2	27	at Denver	L100-105	16-30
Nov. 3	Golden State	W113-111 (OT)	4-2	29	at Portland	L88-123	16-31
4	at Milwaukee	L108-110	4-3	Feb. 1	New Jersey	W124-103	17-31
5	Washington	W116-105	5-3	3	New York	W112-102	18-31
8	at Chicago	L104-117	5-4	8	Chicago	W105-101	19-31
9	at Detroit	L107-127	5-5	9	at San Antonio	L94-104	19-32
10	Atlanta	L101-132	5-6	10	San Antonio	L114-125	19-33
12	Portland	W104-102	6-6	12	at New Orleans	W119-112	20-33
16	Buffalo	L97-101	6-7	14	at Kansas City	L102-125	20-34
19	New Orleans	L101-103	6-8	15	Indiana	W126-122	21-34
22	at Philadelphia	L99-105	6-9	17	at Milwaukee	L98-115	21-35
23	at Boston	L100-109	6-10	18	Atlanta	W121-112	22-35
25	at Washington	L91-93	6-11	21	Boston	W111-96	23-35
28	at New York	L86-104	6-12	22	at Detroit	L108-119	23-36
29	New York	W120-103	7-12	24	at New Jersey	L112-126	23-37
Dec. 1	at Cleveland	W105-92	8-12	26	at Buffalo	W110-106	24-37
3	Philadelphia	W120-116 (OT)	9-12	27	Cleveland	L97-110	24-38
6	at Golden State	L105-107	9-13	Mar. 1	Buffalo	L104-114	24-39
9	at L.A. Lakers	W116-105	10-13	3	at Atlanta	L110-133	24-40
10	at Phoenix	L93-110	10-14	5	at Washington	L88-106	24-41
11	at Seattle	L84-116	10-15	7	at New York	L101-112	24-42
14	L.A. Lakers	L91-113	10-16	9	Portland	L94-97	24-43
17	Phoenix	L97-101	10-17	10	Washington	L114-117	24-44
20	at Buffalo	L104-110	10-18	11	Seattle	L91-93	24-45
21	at New Jersey	W103-93	11-18	14	at Cleveland	L98-119	24-46
23	at San Antonio	L101-107	11-19	16	Detroit	L98-106	24-47
26	Kansas City	W113-99	12-19	18	New Jersey	L104-106	24-48
29	Cleveland	W109-99	13-19	21	at Chicago	L99-101	24-49
30	at Indiana	L98-99	13-20	22	L.A. Lakers	L106-124	24-50
Jan. 4	Indiana	W104-96	14-20	24	Kansas City	W107-103	25-50
6	Milwaukee	L101-103	14-21	29	Golden State	L89-112	25-51
7	at Atlanta	L82-106	14-22	Apr. 1	Philadelphia	W116-112	26-51
10	at Philadelphia	L80-95	14-23	2	at Denver	L100-109	26-52
11	at Boston	L88-91	14-24	4	at Portland	W101-89	27-52
12	Denver	L106-109	14-25	5	at Seattle	L100-113	27-53
14	San Antonio	W104-93	15-25	7	New Orleans	L114-117	27-54
17	at New Orleans	L95-99	15-26	8	at Indiana	W112-111	28-54

# 1978-79 Houston Rockets

## (47-35, 2nd Central)

### Final Statistics

Player	G-S	Min	FGM-A	Pct.	FTM-A	Pct.	Rebounds		Avg.	A	Avg.	PF-D	S	TO	B	TP	Avg.
							O-D-Tot	Avg.									
Moses Malone	82-82	3390	716-1325	.540	599-811	.739	587-857-1444	17.6	147	1.8	223-0	79	326	119	2031	24.8	
Calvin Murphy	82-81	2941	707-1424	.496	246-265	.928	78-95-173	2.1	351	4.3	288-5	117	187	6	1660	20.2	
Rudy Tomjanovich	74-74	2641	620-1200	.517	168-221	.760	170-402-572	7.7	137	1.9	186-0	44	138	18	1408	19.0	
Rick Barry	80-78	2566	461-1000	.461	160-169	.947	40-237-277	3.5	502	6.3	195-0	95	198	38	1082	13.5	
Robert Reid	82-27	2259	382-777	.492	131-186	.704	129-354-483	5.9	230	2.8	302-7	75	131	48	895	10.9	
Mike Newlin	76-28	1828	283-581	.487	212-243	.872	51-119-170	2.2	291	3.8	218-3	51	175	79	778	10.2	
Mike Dunleavy	74-19	1486	215-425	.506	159-184	.864	28-100-128	1.7	324	4.4	168-2	56	130	5	589	8.0	
Dwight Jones	81-2	1215	181-395	.458	96-132	.727	110-218-328	4.1	57	0.7	204-1	34	102	26	458	5.7	
Slick Watts	61-19	1046	92-227	.405	41-67	.612	35-68-103	1.7	243	4.0	143-1	73	71	14	225	3.7	
Jack Dorsey	20-0	108	24-43	.558	8-16	.500	12-11-23	1.2	2	0.1	25-0	1	8	2	56	2.8	
Alonzo Bradley	34-0	245	37-88	.420	22-33	.667	13-33-46	1.4	17	0.5	33-0	5	17	1	96	2.8	
E.C. Coleman	6-0	39	5-7	.714	1-1	1.000	1-6-7	1.2	1	0.2	11-0	2	0	0	11	1.8	
Tom Barker	5-0	16	3-6	.500	2-2	1.000	2-4-6	1.2	0	0.0	5-0	0	1	0	8	1.6	
ROCKETS	82	19780	3726-7498	.497	1845-2330	.792	1256-2504-3760	45.9	2302	28.1	2001-19	632	1510	286	9297	113.4	
OPPONENTS	82	19780	3795-7625	.498	1627-2211	.736	1186-2315-3501	42.7	2278	27.8	2055-43	660	1400	431	9217	112.4	

Date	Opponent	Score	Record	Date	Opponent	Score	Record
Oct. 13	at New York	W111-107	1-0	14	at Atlanta	L105-115	24-18
14	at Boston	W114-108	2-0	17	at Golden State	W104-103	25-18
18	New Jersey	W139-87	3-0	19	at L.A. Lakers	W122-121 (OT)	26-18
19	at Kansas City	L103-108	3-1	20	at Phoenix	L97-116	26-19
21	Boston	W118-101	4-1	24	Denver	W117-116	27-19
25	New York	W106-101	5-1	27	Seattle	L94-99	27-20
28	Philadelphia	L99-101	5-2	30	at Indiana	L106-112	27-21
29	at Denver	L121-134	5-3	31	at Boston	L102-119	27-22
Nov. 1	Golden State	L105-112	5-4	Feb. 2	Washington	L106-120	27-23
4	Phoenix	W110-103	6-4	6	Detroit	W113-108	28-23
10	at Milwaukee	L126-131	6-5	8	Milwaukee	W134-129	29-23
11	San Diego	W136-123	7-5	9	at New Orleans	W106-99	30-23
15	Chicago	L103-117	7-6	10	Seattle	W113-101	31-23
18	San Antonio	W126-120	8-6	13	Indiana	L120-124	31-24
22	L.A. Lakers	L114-121	8-7	15	Portland	W119-116	32-24
24	at Phoenix	L113-120	8-8	16	at Detroit	L96-110	32-25
25	at Portland	L105-127	8-9	18	at New Jersey	L124-126 (OT)	32-26
26	at Seattle	W108-103	9-9	22	at Washington	W120-110	33-26
29	at Golden State	L94-109	9-10	25	at San Antonio	L107-127	33-27
30	at San Diego	W113-104	10-10	27	at Atlanta	L111-125	33-28
Dec. 2	at Chicago	L91-105	10-11	28	Denver	W122-97	34-28
6	Washington	L96-101	10-12	Mar. 2	at Portland	W118-98	35-28
8	at New Orleans	W110-106	11-12	4	at Seattle	L109-119	35-29
9	Portland	W116-110	12-12	6	at Denver	W119-118	36-29
12	Boston	W112-105	13-12	7	at San Diego	L115-138	36-30
14	Golden State	W126-123 (OT)	14-12	10	New Orleans	W124-109	37-30
15	at Philadelphia	L84-91	14-13	14	Kansas City	W129-107	38-30
20	at New Jersey	W108-105	15-13	16	Chicago	W124-118	39-30
21	at Cleveland	L90-101	15-14	17	Phoenix	W134-122	40-30
23	New York	W129-107	16-14	21	Philadelphia	L108-114	40-31
26	at Kansas City	W109-102	17-14	23	at Indiana	L134-141	40-32
27	at Detroit	L119-131	17-15	24	Atlanta	W120-116	41-32
29	Milwaukee	W106-103	18-15	27	at Chicago	W122-116	42-32
30	Detroit	W112-101	19-15	28	Indiana	L124-125	42-33
Jan. 3	New Jersey	W127-122	20-15	30	at San Antonio	W117-116	43-33
5	Atlanta	L106-109	20-16	Apr. 1	at Cleveland	L105-114	43-34
6	L.A. Lakers	W115-112 (OT)	21-16	3	at New York	W116-115	44-34
8	at Milwaukee	L104-116	21-17	4	at Philadelphia	L120-121	44-35
9	Kansas City	W126-110	22-17	6	Cleveland	W112-110	45-35
12	Cleveland	W107-96	23-17	7	San Antonio	W123-106	46-35
13	New Orleans	W117-106	24-17	8	at Washington	W112-102	47-35

# 1979-80 Houston Rockets

(41-41, 2nd Central)

## Final Statistics

Player	G-S	Min	FGM-A	Pct.	3PM-A	Pct.	FTM-A	Pct.	Rebounds		A	Avg.	PF-D	S	TO	B	TP	Avg.
									O-D-Tot	Avg.								
Moses Malone	82-82	3140	778-1549	.502	0-6	.000	563-783	.719	573-617-1190	14.5	147	1.8	210-0	80	300	107	2119	25.8
Cahvin Murphy	76-75	2676	624-1267	.493	1-25	.040	271-302	.897	68-82-150	2.0	299	3.9	269-3	143	162	9	1520	20.0
Rudy Tomjanovich	62-50	1834	370-778	.476	22-79	.278	118-147	.803	132-226-358	5.8	109	1.8	161-2	32	98	10	880	14.2
Robert Reid	76-54	2304	419-861	.487	0-3	.000	153-208	.736	140-301-441	5.8	244	3.2	281-2	132	164	57	991	13.0
Rick Barry	72-28	1816	325-771	.422	73-221	.330	143-153	.935	53-183-236	3.3	268	3.7	182-0	80	152	28	866	12.0
Allen Leavell	77-31	2123	330-656	.503	3-19	.158	180-221	.814	57-127-184	2.4	417	5.4	197-1	127	205	28	843	10.9
Billy Paultz (TOT)	84	2193	327-673	.486	0-0	.000	109-182	.599	187-399-586	7.0	188	2.2	213-3	69	-	84	764	9.1
Billy Paultz (HOU)	37-21	980	138-292	.473	0-0	.000	43-82	.524	92-173-265	7.2	70	1.9	86-0	22	57	39	319	8.6
Mike Dunleavy	51-7	1036	148-319	.464	3-20	.150	111-134	.828	26-74-100	2.0	210	4.1	120-2	40	110	4	410	8.0
Dwight Jones	21-0	278	50-119	.420	0-0	.000	27-36	.750	31-41-72	3.4	11	0.5	48-0	4	20	5	127	6.0
Tom Henderson	66-51	1551	154-323	.477	0-2	.000	56-77	.727	34-77-111	1.7	274	4.2	107-1	55	102	4	364	5.5
Major Jones	82-11	1545	188-392	.480	1-3	.333	61-108	.565	147-234-381	4.7	67	0.8	186-0	50	112	67	438	5.3
John Shumate	29-0	332	34-64	.531	0-0	.000	33-44	.750	25-54-79	2.7	23	0.8	39-0	8	27	9	101	3.5
Rudy White	9-0	106	13-24	.542	0-0	.000	10-13	.769	0-9-9	1.0	5	0.6	8-0	5	8	0	36	4.0
Paul Mokeski	12-0	113	11-33	.333	0-0	.000	7-9	.778	14-15-29	2.4	2	0.2	24-0	1	10	6	29	2.4
Alonzo Bradley	22-0	96	17-48	.354	1-1	1.000	6-9	.667	2-4-6	0.3	3	0.1	9-0	3	8	0	41	1.9
ROCKETS	82	19930	3599-7496	.480	104-379	.274	1782-2326	.766	1394-2217-3611	44.0	2149	26.2	1927-11	782	1565	373	9084	110.8
OPPONENTS	82	19930	3658-7382	.496	58-215	.270	1696-2153	.788	1290-2317-3607	44.0	2223	27.1	2049-29	778	1596	428	9070	110.7

Date	Opponent	Score	Record	Date	Opponent	Score	Record
Oct. 12	at Boston	L106-114	0-1	9	Denver	W114-112	20-22
13	at Philadelphia	L105-113	0-2	12	Cleveland	W112-96	21-22
16	at New York	L121-126	0-3	13	at Milwaukee	W121-117	22-22
17	Indiana	W116-112	1-3	16	New Jersey	L112-122	22-23
20	Atlanta	W107-102	2-3	18	Washington	W134-111	23-23
24	Boston	L99-100	2-4	19	at Detroit	L110-122	23-24
28	at New Jersey	L115-120	2-5	22	at Boston	L106-112	23-25
30	at Cleveland	L112-124	2-6	23	San Diego	W111-110 (2OT)	24-25
31	at Indiana	L129-133 (OT)	2-7	26	Seattle	W123-111	25-25
Nov. 3	at Detroit	W114-111	3-7	29	at Indiana	L112-133	25-26
7	New Jersey	W106-101	4-7	30	San Antonio	L111-118	25-27
10	Detroit	W112-104	5-7	31	Philadelphia	L105-110	25-28
13	at Chicago	W128-127	6-7	Feb. 6	New Jersey	W115-114	26-28
14	Golden State	W133-92	7-7	8	Cleveland	W105-104	27-28
16	New York	W133-130	8-7	9	Utah	W117-95	28-28
17	at Atlanta	W102-100	9-7	12	at San Antonio	W120-118	29-28
20	at New York	L125-130 (OT)	9-8	13	New York	W122-117	30-28
21	Philadelphia	W97-94	10-8	15	Milwaukee	L103-114	30-29
23	at Philadelphia	L102-113	10-9	17	at Denver	L99-112	30-30
24	Washington	L103-105	10-10	20	at Golden State	L102-115	30-31
27	at Kansas City	L115-117	10-11	22	at Utah	W94-82	31-31
28	Cleveland	W113-111 (OT)	11-11	24	at L.A. Lakers	L100-112	31-32
30	Atlanta	W106-95	12-11	26	Indiana	W93-88	32-32
Dec. 1	Portland	W120-112 (OT)	13-11	27	Washington	W110-97	33-32
5	L.A. Lakers	L114-116	13-12	28	at Washington	L99-105	33-33
7	Detroit	W124-109	14-12	Mar. 2	Kansas City	L91-94	33-34
8	at San Antonio	L129-138	14-13	4	at Atlanta	W93-83	34-34
12	at San Diego	W118-107	15-13	5	Boston	L99-103 (OT)	34-35
13	at Phoenix	L113-121	15-14	7	at New Jersey	W111-110 (2OT)	35-35
14	at Seattle	L101-109	15-15	8	Atlanta	L79-97	35-36
16	at Portland	L101-123	15-16	11	at New York	L109-129	35-37
19	Chicago	L102-108	15-17	12	at Boston	L105-121	35-38
21	at Philadelphia	L106-117	15-18	14	at Washington	L85-92	35-39
22	at Washington	L114-122	15-19	16	at Detroit	W102-99	36-39
26	San Antonio	W143-110	16-19	19	New York	W139-113	37-39
27	at Atlanta	L110-112	16-20	20	at Cleveland	L96-109	37-40
29	Philadelphia	W104-100	17-20	22	Indiana	W125-110	38-40
Jan. 2	Boston	L103-111	17-21	25	at San Antonio	L107-126	38-41
4	at New Jersey	L101-104	17-22	26	San Antonio	W113-101	39-41
5	Phoenix	W111-110	18-22	28	Detroit	W128-112	40-41
8	at Cleveland	W118-115 (OT)	19-22	30	at Indiana	W121-106	41-41

# 1980-81 Houston Rockets

(40-42, 2nd Midwest)

## Final Statistics

Player	G-S	Min	FGM-A	Pct.	3PM-A	Pct.	FTM-A	Pct.	Rebounds		PF-D	S	TO	B	TP	Avg.		
									O-D-Tot	Avg.								
Moses Malone	80-80	3245	806-1545	.522	1-3	.333	609-804	.757	474-706-1180	14.8	141	1.8	223-0	83	308	150	2222	27.8
Calvin Murphy	76-11	2014	528-1074	.492	4-17	.235	206-215	.958	33-54-87	1.2	222	2.9	209-0	111	129	6	1266	16.7
Robert Reid	82-82	2963	536-1113	.482	0-4	.000	229-303	.756	164-419-583	7.1	344	4.2	325-4	163	198	66	1301	15.9
Rudy Tomjanovich	52-38	1284	263-563	.467	12-51	.235	65-82	.793	78-130-208	4.0	81	1.6	121-0	19	58	6	603	11.6
Mike Dunleavy	74-35	1609	310-632	.491	1-16	.063	156-186	.839	28-90-118	1.6	268	3.6	165-1	64	137	2	777	10.5
Allen Leavell	79-32	1686	258-548	.471	2-17	.118	124-149	.832	30-104-134	1.7	384	4.9	160-1	97	189	15	642	8.1
Billy Paultz	81-29	1659	262-517	.507	0-3	.000	75-153	.490	111-280-391	4.8	105	1.3	182-1	28	89	72	599	7.4
Bill Willoughby	55-11	1145	150-287	.523	0-0	.000	49-64	.766	74-153-227	4.1	64	1.2	102-0	18	74	31	349	6.3
Calvin Garrett	70-35	1638	188-415	.453	1-3	.333	50-62	.806	85-179-264	3.8	132	1.9	167-0	50	90	10	427	6.1
Tom Henderson	66-45	1411	137-332	.413	0-3	.000	78-95	.821	30-74-104	1.6	307	4.7	111-1	53	93	4	352	5.3
Major Jones	68-12	1003	117-252	.464	0-1	.000	64-101	.634	96-138-234	3.4	41	0.6	112-0	18	57	23	298	4.4
John Stroud	9-0	88	11-34	.324	0-0	.000	3-4	.750	7-6-13	1.4	9	1.0	7-0	1	7	0	25	2.8
Lee Johnson	10-0	80	7-23	.304	0-0	.000	3-5	.600	6-14-20	2.0	1	0.1	17-0	0	4	5	17	1.7
ROCKETS	82	19805	3573-7335	.487	21-118	.178	1711-2223	.770	1216-2347-3563	43.5	2099	25.6	1901-8	705	1451	390	8878	108.3
OPPONENTS	82	19805	3617-7341	.493	49-171	.287	1568-2108	.744	1177-2367-3544	43.2	2191	26.7	1977-18	689	1430	367	8651	107.9

Date	Opponent	Score	Record	Date	Opponent	Score	Record
<b>Oct.</b>	10 at San Diego	L104-120	0-1	7 <b>Kansas City</b>	L108-114	18-24	
	12 at L.A. Lakers	L103-114	0-2	9 at Philadelphia	L94-107	18-25	
	15 <b>Seattle</b>	W103-100	1-2	10 <b>Portland</b>	W106-105	19-25	
	17 at Portland	W102-99	2-2	14 <b>Chicago</b>	W109-105	20-25	
	18 at Golden State	L101-108	2-3	16 at Phoenix	L89-92	20-26	
	21 at Denver	W119-117	3-3	17 <b>New York</b>	L98-99	20-27	
	23 <b>Kansas City</b>	L96-105	3-4	18 at Denver	W98-97	21-27	
	25 <b>Detroit</b>	L109-112	3-5	21 <b>Phoenix</b>	W106-100	22-27	
	29 <b>Dallas</b>	W109-103	4-5	23 at Kansas City	L107-113	22-28	
<b>Nov.</b>	5 <b>San Diego</b>	L104-111	4-6	24 <b>Utah</b>	W106-91	23-28	
	8 <b>Phoenix</b>	L115-116	4-7	28 <b>New Jersey</b>	W111-99	24-28	
	11 at Dallas	W105-94	5-7	29 at Utah	L97-99	24-29	
	12 <b>L.A. Lakers</b>	W107-104	6-7	<b>Feb.</b>	3 <b>Denver</b>	W135-128 (OT)	25-29
	14 at Utah	L115-117	6-8	4 <b>Dallas</b>	W116-68	26-29	
	15 at Seattle	L139-143 (OT)	6-9	6 at Phoenix	L99-112	26-30	
	18 <b>Seattle</b>	W138-118	7-9	7 <b>Atlanta</b>	W87-81	27-30	
	20 at Cleveland	W117-114	8-9	11 <b>San Antonio</b>	W108-89	28-30	
	21 at New Jersey	W116-108	9-9	13 <b>L.A. Lakers</b>	L105-114	28-31	
	22 at Indiana	L120-129	9-10	14 <b>Milwaukee</b>	L112-117	28-32	
	24 at New York	L110-113 (OT)	9-11	19 at San Diego	L99-116	28-33	
	26 <b>Philadelphia</b>	L100-101	9-12	20 at L.A. Lakers	W110-107	29-33	
	28 at San Antonio	W124-115	10-12	22 at Seattle	W111-96	30-33	
	29 <b>Dallas</b>	W115-90	11-12	23 at Utah	W106-102	31-33	
	30 at Phoenix	L114-117	11-13	25 <b>Indiana</b>	W101-100	32-33	
<b>Dec.</b>	3 <b>Cleveland</b>	W118-109	12-13	27 <b>Seattle</b>	W96-92	33-33	
	5 at Kansas City	L100-108	12-14	28 <b>San Diego</b>	L103-104	33-34	
	6 <b>Denver</b>	W111-108	13-14	<b>Mar.</b>	1 at San Antonio	L86-102	33-35
	10 <b>L.A. Lakers</b>	L108-109	13-15	4 <b>Boston</b>	L101-108	33-36	
	12 at Portland	L100-106	13-16	6 <b>Washington</b>	L104-105	33-37	
	13 at Golden State	W99-97	14-16	7 at Atlanta	L108-114	33-38	
	17 <b>San Antonio</b>	L107-113	14-17	11 <b>Golden State</b>	W109-92	34-38	
	19 at Boston	L119-133	14-18	13 <b>Portland</b>	W126-104	35-38	
	20 at Chicago	L109-133	14-19	14 <b>Utah</b>	W101-82	36-38	
	21 at Milwaukee	L91-123	14-20	15 at Denver	L127-138	36-39	
	23 <b>Golden State</b>	L99-114	14-21	18 at Golden State	L117-118	36-40	
	26 at Detroit	W114-94	15-21	20 at Portland	L103-107	36-41	
	27 at Washington	L97-115	15-22	22 at Kansas City	W114-108	37-41	
	30 <b>San Diego</b>	W104-98	16-22	24 at Dallas	W114-111 (OT)	38-41	
<b>Jan.</b>	1 <b>Utah</b>	W117-103	17-22	25 <b>San Antonio</b>	W117-111	39-41	
	2 at Dallas	W124-120 (OT)	18-22	27 <b>Kansas City</b>	W91-84	40-41	
	3 <b>Denver</b>	L132-134	18-23	29 at San Antonio	L109-135	40-42	

History

# 1981-82 Houston Rockets

(46-36, 2nd Midwest)

## Final Statistics

Player	G-S	Min	FG-A	Pct.	3PM-A	Pct.	FTM-A	Pct.	Rebounds			PF-D	S	TO	B	TP	Avg.	
									O-D-Tot	Avg.	A Avg.							
Moses Malone	81-81	3398	945-1822	.519	0-6	.000	630-827	.762	558-630-1188	14.7	142	1.8	208-0	76	294	125	2520	31.1
Elvin Hayes	82-82	3032	519-1100	.472	0-5	.000	280-422	.664	267-480-747	9.1	144	1.8	287-4	62	208	104	1318	16.1
Robert Reid	77-75	2913	437-958	.456	1-10	.100	160-214	.748	175-336-511	6.6	314	4.1	297-2	115	157	48	1035	13.4
Allen Leavell	79-61	2150	370-793	.467	9-31	.290	115-135	.852	49-119-168	2.1	457	5.8	182-2	150	153	15	864	10.9
Calvin Murphy	64-0	1204	277-648	.427	1-16	.063	100-110	.909	20-41-61	1.0	163	2.7	142-0	43	82	1	655	10.2
Bill Willoughby	69-42	1475	240-464	.517	3-7	.429	56-77	.727	107-157-264	3.8	75	1.1	146-1	31	78	59	539	7.8
Mike Dunleavy	70-15	1315	206-450	.458	33-36	.384	75-106	.708	24-80-104	1.5	227	3.2	161-0	45	80	3	520	7.4
Tom Henderson	75-23	1721	183-403	.454	0-2	.000	105-150	.700	33-105-138	1.8	306	4.1	120-0	55	105	7	471	6.3
Calvin Garrett	51-22	858	105-242	.434	3-10	.300	17-26	.654	27-67-94	1.8	76	1.5	94-0	32	38	6	230	4.5
Major Jones	60-6	746	113-213	.531	0-3	.000	42-77	.545	80-122-202	3.4	25	0.4	100-0	20	50	29	268	4.5
Larry Spriggs	4-0	37	7-11	.636	0-0	.000	0-2	.000	2-4-6	1.5	4	1.0	7-0	2	4	0	14	3.5
Billy Paultz	65-3	807	89-226	.394	0-0	.000	34-65	.523	54-126-180	2.8	41	0.6	99-0	15	45	22	212	3.3
Jawann Oldham	22-0	124	13-36	.361	0-0	.000	8-14	.571	7-17-24	1.1	3	0.1	28-0	2	6	10	34	1.5
ROCKETS	82	19780	3504-7366	.476	50-176	.284	1622-2225	.729	1403-2284-3687	45.0	1977	24.1	1871-9	648	1321	429	8680	105.9
OPPONENTS	82	19780	3566-7180	.497	48-202	.238	1503-2011	.747	1170-2304-3474	42.4	2128	26.0	2047-36	678	1341	353	8683	105.9

Date	Opponent	Score	Record	Date	Opponent	Score	Record
Oct. 30	at L.A. Lakers	W113-112 (OT)	1-0	26	Indiana	W104-94	20-22
31	at San Diego	L110-125	1-1	28	Philadelphia	W109-101	21-22
Nov. 3	New York	W101-98	2-1	Feb. 2	San Diego	W122-106	22-22
4	at Denver	L100-112	2-2	5	Phoenix	W106-104	23-22
6	at Kansas City	L86-90	2-3	7	at Kansas City	W126-110	24-22
7	Cleveland	L92-96	2-4	9	at San Diego	W129-121	25-22
11	L.A. Lakers	L93-95	2-5	11	Seattle	W117-100	26-22
13	Golden State	L100-102	2-6	13	Washington	W111-104	27-22
14	Utah	W109-105 (OT)	3-6	16	at Detroit	L109-111	27-23
17	at Indiana	W102-82	4-6	17	at Cleveland	W110-102	28-23
18	at Boston	W106-104	5-6	19	at New Jersey	W103-96	29-23
20	at Washington	W95-94	6-6	21	at New York	L106-122	29-24
21	at Philadelphia	L106-135	6-7	23	Dallas	W105-95	30-24
24	New Jersey	L84-102	6-8	24	at Denver	W120-110	31-24
25	at Phoenix	L114-128	6-9	26	Golden State	W111-95	32-24
27	at Seattle	L110-117	6-10	27	at Dallas	L105-108 (OT)	32-25
29	at L.A. Lakers	L104-122	6-11	Mar. 2	San Antonio	L117-119	32-26
Dec. 1	Kansas City	L104-106	6-12	4	at Utah	W128-124	33-26
5	Portland	W110-98	7-12	5	Boston	L98-100	33-27
8	Seattle	L96-107	7-13	7	at Phoenix	W94-92	34-27
9	at Milwaukee	L83-89	7-14	9	Milwaukee	W103-91	35-27
11	at Chicago	L105-118	7-15	12	Denver	L115-130	35-28
12	Dallas	W101-97	8-15	13	Portland	W112-107	36-28
15	Phoenix	W99-95	9-15	16	Phoenix	L109-114	36-29
18	at Dallas	W112-93	10-15	18	at Atlanta	L94-95	36-30
19	Chicago	W102-95	11-15	19	Detroit	L102-111	36-31
22	Denver	L109-121	11-16	21	at L.A. Lakers	L102-107	36-32
26	at Utah	W115-104	12-16	23	at Utah	W117-115	37-32
29	Atlanta	L93-102	12-17	25	at Portland	W108-95	38-32
30	at San Antonio	L104-109	12-18	26	at Seattle	W99-97	39-32
Jan. 2	at San Diego	W108-101	13-18	28	at Golden State	W94-92	40-32
5	at Golden State	W112-111	14-18	30	Dallas	W99-95	41-32
7	at Seattle	L107-116	14-19	Apr. 1	Golden State	W104-101	42-32
10	at Portland	W111-109	15-19	4	at San Antonio	W95-93	43-32
12	San Diego	W107-106	16-19	6	L.A. Lakers	L97-108	43-33
14	Portland	L100-111	16-20	10	San Antonio	W105-100	44-33
15	at San Antonio	L90-128	16-21	11	at Dallas	L97-109	44-34
16	San Antonio	W116-99	17-21	13	Kansas City	W99-95	45-34
19	Kansas City	W120-112	18-21	14	at Denver	L122-141	45-35
22	Utah	W128-110	19-21	16	Utah	W107-100	46-35
23	Denver	L109-111	19-22	18	at Kansas City	L104-106	46-36

# 1982-83 Houston Rockets

## (14-68, 6th Midwest)

### Final Statistics

Player	G-S	Min	FGM-A	Pct.	3PM-A	Pct.	FTM-A	Pct.	Rebounds		Avg.	A	Avg.	PF-D	S	TO	B	TP	Avg.
									O-D-Tot	Avg.									
Allen Leavell	79-76	2602	439-1059	.415	42-175	.240	247-297	.832	64-131-195	2.5	530	6.7	215-0	165	198	14	1167	14.8	
James Bailey (TOT)	75-39	1765	385-774	.497	0-1	.000	226-322	.702	171-303-474	6.3	67	0.9	271-7	43	-	60	996	13.3	
James Bailey (HOU)	69-39	1715	376-756	.497	0-1	.000	224-320	.700	168-300-468	6.8	65	0.9	256-7	42	190	59	976	14.1	
Elvin Hayes	81-43	2302	424-890	.476	2-4	.500	196-287	.683	199-417-616	7.6	158	2.0	232-2	50	200	81	1046	12.9	
Calvin Murphy	64-0	1423	337-754	.447	4-14	.286	138-150	.920	34-40-74	1.2	158	2.5	163-3	59	89	4	816	12.8	
Terry Teagle	73-45	1708	332-776	.428	10-29	.345	87-125	.696	74-120-194	2.7	150	2.1	171-0	53	137	18	761	10.4	
Joe Bryant	81-56	2055	344-768	.448	8-36	.222	116-165	.703	88-189-277	3.4	186	2.3	258-4	82	177	30	812	10.0	
Wally Walker	82-59	2251	362-806	.449	1-4	.250	72-116	.621	137-236-373	4.6	199	2.4	202-3	37	144	22	797	9.7	
Calldwell Jones	82-82	2440	307-677	.453	0-2	.000	162-206	.786	222-446-668	8.2	138	1.7	278-2	46	171	131	776	9.5	
Major Jones	60-4	878	142-311	.457	0-2	.000	56-102	.549	114-149-263	4.4	39	0.7	104-0	22	83	22	340	5.7	
Tom Henderson	51-2	789	107-263	.407	0-2	.000	45-57	.789	18-51-69	1.4	138	2.7	57-0	37	50	2	25	5.1	
Chuck Nevitt	6-0	64	11-15	.733	0-0	.000	1-4	.250	6-11-17	2.8	0	0.0	14-0	1	7	12	23	3.8	
Jeff Taylor	44-4	774	64-160	.400	0-1	.000	30-46	.652	25-53-78	1.8	110	2.5	82-1	40	60	15	158	3.6	
Billy Paultz	57-0	695	89-200	.445	0-0	.000	26-57	.456	54-113-167	2.9	57	1.0	95-0	12	41	12	204	3.6	
Calvin Garrett	4-0	34	4-11	.364	0-1	.000	2-2	1.000	3-4-7	1.8	3	0.8	4-0	0	3	0	10	2.5	
ROCKETS	82	19730	3338-7466	.448	67-271	.247	1402-1934	.725	1206-2260-3466	42.3	1931	23.6	2131-22	646	1571	422	8145	99.3	
OPPONENTS	82	19730	3641-7244	.503	33-125	.264	1781-2375	.750	1198-2710-3908	47.7	2252	27.5	1933-13	772	1504	406	9096	110.9	

Date	Opponent	Score	Record	Date	Opponent	Score	Record
Oct. 29	at Seattle	L95-128	0-1	25	New Jersey	W114-111	7-35
30	at Golden State	L110-117	0-2	27	Golden State	W98-84	8-35
Nov. 2	Dallas	L103-113	0-3	29	at Dallas	L113-119	8-36
3	at Dallas	L101-102	0-4	Feb. 1	at Chicago	L76-129	8-37
9	Phoenix	L91-119	0-5	2	Denver	W135-128	9-37
11	at Portland	L90-111	0-6	4	at Phoenix	L99-115	9-38
12	at L.A. Lakers	L96-127	0-7	5	New York	L101-102	9-39
14	Seattle	L99-102	0-8	8	Kansas City	W116-115 (OT)	10-39
16	at New York	L93-120	0-9	10	at Washington	L100-104	10-40
17	at Boston	L94-112	0-10	15	Atlanta	L91-101	10-41
19	at Indiana	W109-98	1-10	17	at Detroit	L110-113	10-42
23	Detroit	L106-128	1-11	18	at Philadelphia	L98-127	10-43
25	Kansas City	L79-88	1-12	20	at Kansas City	L106-128	10-44
27	Chicago	W108-99	2-12	22	Portland	L107-113	10-45
Dec. 1	L.A. Lakers	L95-106	2-13	24	Milwaukee	L103-114	10-46
3	at San Antonio	L78-88	2-14	26	San Diego	W120-108	11-46
4	San Antonio	W94-93	3-14	Mar. 1	Dallas	L115-123	11-47
7	Seattle	L88-107	3-15	2	at New Jersey	L85-124	11-48
8	at Utah	L93-101	3-16	4	at Atlanta	L87-115	11-49
10	at Phoenix	L83-97	3-17	5	Seattle	L103-126	11-50
11	Utah	L94-101	3-18	8	Cleveland	L99-102	11-51
14	San Antonio	L93-102	3-19	10	Golden State	L109-119	11-52
17	Indiana	W114-107	4-19	12	Phoenix	L94-105	11-53
18	at Utah	L97-116	4-20	15	Dallas	L110-123	11-54
21	at Golden State	L85-92	4-21	17	at Phoenix	L99-125	11-55
23	at Portland	L82-98	4-22	18	at Golden State	W122-120	12-55
26	L.A. Lakers	L94-96	4-23	22	at San Diego	L98-128	12-56
28	Philadelphia	L93-104	4-24	24	at Portland	L97-104	12-57
30	San Diego	L93-108	4-25	25	at Seattle	W106-104	13-57
Jan. 2	at Milwaukee	L82-103	4-26	27	at L.A. Lakers	L93-114	13-58
4	Boston	L87-88	4-27	29	Kansas City	L95-111	13-59
6	at San Diego	W109-107	5-27	30	at Cleveland	L95-102	13-60
7	at Denver	L97-125	5-28	Apr. 1	at San Antonio	L99-124	13-61
8	Utah	L82-87	5-29	2	San Antonio	L101-112	13-62
11	San Diego	L97-105	5-30	5	at Utah	L97-126	13-63
14	at San Antonio	L92-96	5-31	6	at Dallas	W101-99	14-63
15	Denver	L111-131	5-32	9	Denver	L105-123	14-64
18	Washington	W100-98	6-32	12	L.A. Lakers	L113-114	14-65
19	at Denver	L93-130	6-33	13	at Denver	L112-131	14-66
21	at Kansas City	L108-115	6-34	15	at Kansas City	L102-117	14-67
22	Portland	L96-113 (OT)	6-35	16	Utah	L117-126	14-68



# 1983-84 Houston Rockets

(29-53, 6th Midwest)

## Final Statistics

Player	G-S	Min	FGMA	Pct.	3PMA	Pct.	FTM-A	Pct.	Rebounds			PF-D	S	TO	B	TP	Avg.	
									O-D-Tot	Avg.	Avg.							
Ralph Sampson	82-82	2693	716-1369	.523	1-4	.250	287-434	.661	293-620-913	11.1	163	2.0	339-16	70	294	197	1720	21.0
Lewis Lloyd	82-82	2578	610-1182	.516	3-13	.231	235-298	.789	128-167-295	3.6	321	3.9	211-4	102	245	44	1458	17.8
Robert Reid	64-28	1936	406-857	.474	2-8	.250	81-123	.659	97-144-341	5.3	217	3.4	243-5	88	92	30	895	14.0
Allen Leavell	82-27	2009	349-731	.477	11-71	.155	238-286	.832	31-86-117	1.4	459	5.6	199-2	107	184	12	947	11.5
Rodney McCray	79-36	2081	335-672	.499	1-4	.250	182-249	.731	173-277-450	5.7	176	2.2	205-1	53	120	54	853	10.8
Caldwell Jones	81-73	2506	318-633	.502	1-3	.333	164-196	.837	168-414-582	7.2	156	1.9	335-7	46	158	80	80	9.9
James Bailey	73-0	1174	254-517	.491	0-1	.000	138-192	.719	104-190-294	4.0	79	1.1	197-8	33	101	40	646	8.8
Phil Ford	81-55	2020	236-470	.502	2-15	.133	98-117	.838	28-109-137	1.7	410	5.1	243-7	59	135	8	572	7.1
Terry Teagle	68-0	616	148-315	.470	7-27	.259	37-44	.841	28-50-78	1.2	63	0.9	81-1	13	62	4	340	5.0
Elvin Hayes	81-4	994	158-389	.406	0-2	.000	86-132	.652	87-173-260	3.2	71	0.9	123-1	16	82	28	402	5.0
Wally Walker	58-18	612	118-241	.490	2-6	.333	6-18	.333	26-66-92	1.6	55	0.9	65-0	17	33	4	244	4.2
Craig Ehlo	7-0	63	11-27	.407	0-0	.000	1-1	1.000	4-5-9	1.3	6	1.0	13-0	3	3	0	23	3.3
Major Jones	57-5	473	70-130	.538	0-0	.000	30-49	.612	33-82-115	2.0	28	0.5	63-0	14	30	14	170	3.0
ROCKETS	82	19755	3729-7533	.495	30-154	.195	1583-2139	.740	1200-2483-3683	44.9	2204	26.9	2317-52	621	1562	515	9071	110.6
OPPONENTS	82	19755	3583-7412	.483	42-157	.268	2116-2803	.755	1197-2458-3655	44.6	2023	24.7	1916-19	782	1421	426	9324	113.7

Date	Opponent	Score	Record	Date	Opponent	Score	Record
<b>Oct. 29</b>	<b>San Antonio</b>	<b>W106-100</b>	<b>1-0</b>	<b>21</b>	<b>Utah</b>	<b>W115-105</b>	<b>17-25</b>
<b>Nov. 1</b>	at Indiana	L108-116	1-1	<b>24</b>	<b>Golden State</b>	<b>W118-98</b>	<b>18-25</b>
<b>2</b>	at Cleveland	L94-103	1-2	<b>26</b>	at L.A. Lakers	L102-131	18-26
<b>4</b>	at Detroit	W113-108	2-2	<b>31</b>	at Kansas City	W122-107	19-26
<b>5</b>	at Kansas City	L106-123	2-3	<b>Feb. 2</b>	<b>Dallas</b>	<b>W123-107</b>	<b>20-26</b>
<b>8</b>	<b>Portland</b>	<b>L104-122</b>	<b>2-4</b>	<b>4</b>	<b>New York</b>	<b>L95-103</b>	<b>20-27</b>
<b>10</b>	<b>Utah</b>	<b>L109-118</b>	<b>2-5</b>	<b>7</b>	at Washington	L92-95	20-28
<b>12</b>	<b>Dallas</b>	<b>W100-98</b>	<b>3-5</b>	<b>8</b>	at Philadelphia	L107-118	20-29
<b>15</b>	<b>New Jersey</b>	<b>L86-104</b>	<b>3-6</b>	<b>10</b>	at Boston	L101-114	20-30
<b>18</b>	at Denver	L127-134	3-7	<b>12</b>	at New Jersey	L103-107	20-31
<b>19</b>	<b>Golden State</b>	<b>W125-105</b>	<b>4-7</b>	<b>14</b>	<b>Detroit</b>	<b>L119-126</b>	<b>20-32</b>
<b>22</b>	<b>Phoenix</b>	<b>W118-96</b>	<b>5-7</b>	<b>16</b>	at San Diego	W111-100	21-32
<b>25</b>	<b>Philadelphia</b>	<b>L101-115</b>	<b>5-8</b>	<b>18</b>	<b>Phoenix</b>	<b>L102-126</b>	<b>21-33</b>
<b>26</b>	at Atlanta	L109-115	5-9	<b>21</b>	<b>Milwaukee</b>	<b>W119-102</b>	<b>22-33</b>
<b>29</b>	<b>Chicago</b>	<b>W116-110</b>	<b>6-9</b>	<b>22</b>	at Dallas	L106-112	22-34
<b>30</b>	at Dallas	L102-113	6-10	<b>25</b>	<b>Golden State</b>	<b>L112-118</b>	<b>22-35</b>
<b>Dec. 2</b>	<b>Seattle</b>	<b>W125-102</b>	<b>7-10</b>	<b>28</b>	<b>Seattle</b>	<b>W111-105</b>	<b>23-35</b>
<b>3</b>	at New York	L101-117	7-11	<b>Mar. 1</b>	<b>Kansas City</b>	<b>L101-108</b>	<b>23-36</b>
<b>6</b>	<b>Washington</b>	<b>L109-113</b>	<b>7-12</b>	<b>3</b>	at Golden State	W108-106	24-36
<b>7</b>	at Milwaukee	L101-103	7-13	<b>6</b>	at Denver	L128-130	24-37
<b>9</b>	at Chicago	W115-112 (OT)	8-13	<b>7</b>	at Phoenix	L110-123	24-38
<b>10</b>	<b>Utah</b>	<b>L121-128</b>	<b>8-14</b>	<b>10</b>	at San Antonio	L118-123	24-39
<b>13</b>	<b>Phoenix</b>	<b>W129-110</b>	<b>9-14</b>	<b>11</b>	<b>Cleveland</b>	<b>W108-101</b>	<b>25-39</b>
<b>15</b>	at Utah	L111-138	9-15	<b>13</b>	<b>San Diego</b>	<b>W117-109</b>	<b>26-39</b>
<b>17</b>	<b>Indiana</b>	<b>W109-94</b>	<b>10-15</b>	<b>16</b>	at San Diego	L118-128	26-40
<b>21</b>	at San Diego	L97-128	10-16	<b>17</b>	<b>L.A. Lakers</b>	<b>L111-123</b>	<b>26-41</b>
<b>22</b>	at Seattle	W116-112	11-16	<b>20</b>	<b>Kansas City</b>	<b>L102-115</b>	<b>26-42</b>
<b>23</b>	at Portland	L84-97	11-17	<b>21</b>	at Denver	L125-134	26-43
<b>27</b>	<b>San Diego</b>	<b>L95-110</b>	<b>11-18</b>	<b>23</b>	at Dallas	L104-116	26-44
<b>29</b>	<b>Boston</b>	<b>W107-94</b>	<b>12-18</b>	<b>24</b>	<b>Atlanta</b>	<b>W103-102</b>	<b>27-44</b>
<b>30</b>	at Phoenix	L110-121	12-19	<b>27</b>	<b>Denver</b>	<b>W140-137</b>	<b>28-44</b>
<b>Jan. 3</b>	<b>Dallas</b>	<b>L117-119</b>	<b>12-20</b>	<b>29</b>	at L.A. Lakers	L109-115	28-45
<b>4</b>	Utah (Las Vegas)	L111-116	12-21	<b>31</b>	<b>Portland</b>	<b>L102-106</b>	<b>28-46</b>
<b>6</b>	at Seattle	L102-118	12-22	<b>Apr. 2</b>	at Utah	L100-111	28-47
<b>8</b>	at L.A. Lakers	W129-118	13-22	<b>3</b>	at Golden State	L92-99	28-48
<b>10</b>	<b>L.A. Lakers</b>	<b>L132-136 (OT)</b>	<b>13-23</b>	<b>5</b>	at Portland	W129-114	29-48
<b>12</b>	<b>Portland</b>	<b>L117-120</b>	<b>13-24</b>	<b>8</b>	at Seattle	L107-120	29-49
<b>13</b>	at San Antonio	L103-133	13-25	<b>10</b>	at San Antonio	L111-121	29-50
<b>14</b>	<b>Kansas City</b>	<b>W109-104</b>	<b>14-25</b>	<b>11</b>	<b>Denver</b>	<b>L110-130</b>	<b>29-51</b>
<b>17</b>	<b>Denver</b>	<b>W124-115</b>	<b>15-25</b>	<b>13</b>	<b>San Antonio</b>	<b>L128-129 (OT)</b>	<b>29-52</b>
<b>20</b>	<b>San Antonio</b>	<b>W138-104</b>	<b>16-25</b>	<b>14</b>	at Kansas City	L96-108	29-53

# 1984-85 Houston Rockets

(48-34, 2nd Midwest)

## Final Statistics

Player	G-S	Min	FGM-A	Pct.	3PM-A	Pct.	FTM-A	Pct.	Rebounds		Avg.	A	Avg.	PF-D	S	TO	B	TP	Avg.
									O-D-Tot	Avg.									
Ralph Sampson	82-82	3086	753-1499	502	0-6	0.000	303-448	.676	227-626-853	10.4	224	2.7	306-10	81	326	168	1809	22.1	
Hakeem Olajuwon	82-82	2914	677-1258	538	0-0	0.000	338-551	.613	440-534-974	11.9	111	1.4	344-10	99	234	220	1692	20.6	
Rodney McCray	82-82	3001	476-890	535	0-6	0.000	231-313	.738	201-338-539	6.6	355	4.3	215-2	90	178	75	1183	14.4	
Lewis Lloyd	82-58	2128	457-869	526	2-8	250	161-220	.732	98-133-231	2.8	280	3.4	196-1	73	177	28	1077	13.1	
John Lucas	47-21	1158	206-446	462	21-66	318	103-129	.798	21-64-85	1.8	318	6.8	78-0	62	102	2	536	11.4	
Mitchell Wiggins	82-24	1575	318-657	484	6-23	261	96-131	.733	110-125-235	2.9	119	1.5	195-1	83	90	13	738	9.0	
Robert Reid	82-0	1763	312-648	481	1-16	063	88-126	.698	81-192-273	3.3	171	2.1	196-1	48	101	22	713	8.7	
Lionel Hollins	80-60	1950	249-540	461	3-13	231	108-136	.794	33-140-173	2.2	417	5.2	187-1	78	170	10	609	7.6	
Allen Leavell	42-0	536	88-209	421	8-37	216	44-57	.772	8-29-37	0.9	102	2.4	61-0	23	51	4	228	5.4	
Larry Micheaux	39-0	394	74-122	607	0-3	000	17-26	.654	44-55-99	2.5	17	0.4	49-0	12	28	14	165	4.2	
Jim Petersen	60-0	714	70-144	486	0-0	000	50-66	.758	44-103-147	2.5	29	0.5	125-1	14	71	32	190	3.2	
Craig Ehlo	45-0	189	34-69	493	0-3	000	19-30	.633	8-17-25	0.6	26	0.1	26-0	11	32	3	87	1.9	
Phil Ford	25-1	290	14-47	298	0-4	000	16-18	.889	3-24-27	1.1	61	2.4	33-0	6	17	1	44	1.8	
Hank McDowell	34-0	132	20-42	476	0-1	000	7-10	.700	7-15-22	0.7	9	0.3	22-0	3	8	5	47	1.4	
ROCKETS	82	19830	3748-7440	504	41-186	220	1581-2261	.699	1325-2395-3720	45.4	2239	27.3	2033-27	683	1605	597	9118	111.2	
OPPONENTS	82	19830	3500-7274	481	90-258	349	1887-2425	.778	1159-2222-3381	41.2	2117	25.8	1903-22	773	1495	415	8977	109.5	

Date	Opponent	Score	Record	Date	Opponent	Score	Record
Oct. 27	at Dallas	W121-111	1-0	22	Phoenix	W101-97	24-18
30	Dallas	W106-84	2-0	25	San Antonio	L107-122	24-19
Nov. 1	at Kansas City	W109-106	3-0	26	Milwaukee	L102-105	24-20
3	New York	W105-93	4-0	28	New Jersey	W97-93	25-20
6	Kansas City	W108-94	5-0	30	at L.A. Lakers	W116-113	26-20
8	Seattle	W99-89	6-0	Feb. 2	Denver	W131-128 (OT)	27-20
10	L.A. Clippers	W117-92	7-0	5	L.A. Lakers	L104-113	27-21
13	Cleveland	W106-98	8-0	7	Golden State	W112-105	28-21
14	at Indiana	L117-125	8-1	12	Phoenix	W126-114	29-21
16	at Denver	L102-119	8-2	14	at New York	W113-105	30-21
17	San Antonio	W141-133	9-2	16	at Cleveland	W122-115	31-21
20	Detroit	W123-117	10-2	19	Dallas	L115-124	31-22
23	at Utah	L98-111	10-3	20	at Phoenix	W126-122	32-22
24	at Dallas	L95-113	10-4	22	Portland	W117-103	33-22
27	at San Antonio	W114-97	11-4	23	Washington	L115-123	33-23
28	Boston	L100-110	11-5	26	at L.A. Lakers	L94-100	33-24
30	at Atlanta	W116-102	12-5	27	at L.A. Clippers	W117-109	34-24
Dec. 1	Seattle	L86-94	12-6	Mar. 1	at Utah	W119-115	35-24
4	L.A. Clippers	L100-116	12-7	3	Philadelphia	W99-90	36-24
6	at Golden State	L113-114	12-8	5	at Denver	L131-133 (2OT)	36-25
8	at Portland	W127-120	13-8	6	Utah	L90-94	36-26
9	at Seattle	L90-96	13-9	8	Indiana	W125-105	37-26
11	at Phoenix	L112-120	13-10	9	at San Antonio	W123-117	38-26
13	Atlanta	W96-93	14-10	12	Denver	W131-129	39-26
15	Dallas	W117-115	15-10	15	at Washington	L114-120	39-27
18	at Chicago	W104-96	16-10	17	at Boston	L120-134	39-28
19	L.A. Lakers	L116-123	16-11	19	Chicago	W106-100	40-28
22	Denver	W125-107	17-11	22	L.A. Lakers	L107-130	40-29
26	at Milwaukee	L87-97	17-12	26	Kansas City	W115-93	41-29
27	at Kansas City	L92-96	17-13	27	at Detroit	L110-127	41-30
29	Portland	W108-92	18-13	29	Golden State	W121-116	42-30
Jan. 2	at Denver	W113-111	19-13	30	Utah	W106-96	43-30
5	at Golden State	W103-94	20-13	Apr. 1	at Seattle	W127-116	44-30
6	at Utah	L92-121	20-14	2	at Portland	L113-127	44-31
8	Kansas City	W112-110	21-14	4	at Golden State	L108-113	44-32
11	at Philadelphia	L108-115	21-15	6	at Dallas	W139-127 (2OT)	45-32
13	at New Jersey	L99-100	21-16	7	at San Antonio	L105-126	45-33
15	at Portland	L117-121	21-17	9	San Antonio	W124-103	46-33
16	at L.A. Clippers	L88-98	21-18	11	at Kansas City	W125-123	47-33
18	at Phoenix	W112-101	22-18	12	L.A. Clippers	L110-115	47-34
19	Utah	W120-95	23-18	14	Seattle	W121-98	48-34

# 1985-86 Houston Rockets

(51-31, 1st Midwest)

## Final Statistics

Player	G-S	Min	FG-A	Pct.	3PM-A	Pct.	FTM-A	Pct.	Rebounds			PF-D	S	TO	B	TP	Avg.	
									O-D-Tot	Avg.	A Avg.							
Hakeem Olajuwon	68-68	2467	625-1188	.526	0-0	.000	347-538	.645	333-448-781	11.5	137	2.0	271-9	134	195	231	1597	23.5
Ralph Sampson	79-76	2864	624-1280	.488	2-15	.133	241-376	.641	258-621-879	11.1	283	3.6	308-12	99	285	129	1491	18.9
Lewis Lloyd	82-82	2444	592-1119	.529	3-15	.200	199-236	.843	155-169-324	4.0	300	3.7	216-0	102	194	24	1386	16.9
John Lucas	65-65	2120	365-818	.446	45-146	.308	231-298	.775	33-110-143	2.2	571	8.8	124-0	77	149	5	1006	15.5
Robert Reid	82-5	2157	409-881	.464	6-33	.182	162-214	.757	67-234-301	3.7	222	2.7	231-3	91	96	16	986	12.0
Rodney McCray	82-82	2610	338-629	.537	0-3	.000	171-222	.770	159-361-520	6.3	292	3.6	197-2	50	130	58	847	10.0
Allen Leavell	74-12	1190	212-458	.463	24-67	.358	135-158	.854	6-61-67	0.9	234	3.2	126-1	58	88	8	583	7.9
Mitchell Wiggins	78-0	1198	222-489	.454	1-12	.083	86-118	.729	87-72-159	2.0	101	1.3	155-1	59	62	5	531	6.8
Jim Petersen	82-20	1664	196-411	.477	0-3	.000	113-160	.706	149-247-396	4.8	85	1.0	231-2	38	84	54	505	6.2
Steve Harris	57-0	482	103-233	.442	1-5	.200	50-54	.926	25-32-57	1.0	50	0.9	55-0	21	34	4	257	4.5
Hank McDowell	22-0	204	24-42	.571	0-1	.000	17-25	.680	12-37-49	2.2	6	0.3	25-0	1	10	3	65	3.0
Craig Ehlo	36-0	199	36-84	.429	3-9	.333	23-29	.793	17-29-46	1.3	29	0.8	22-0	11	5	4	98	2.7
Granville Walters	43-0	156	13-39	.333	0-1	.000	1-6	.167	15-13-28	0.7	8	0.2	30-0	4	11	10	27	0.6
ROCKETS	82	19730	3759-7671	.490	85-310	.274	1776-2434	.730	1316-2434-3750	45.7	2318	28.3	1991-30	745	1374	551	9379	114.4
OPPONENTS	82	19730	3638-7402	.491	87-288	.325	1802-2406	.749	1190-2389-3579	43.7	2196	26.8	1977-22	683	1464	386	9165	111.8

Date	Opponent	Score	Record	Date	Opponent	Score	Record
Oct. 25	at Utah	W112-108	1-0	21	at Seattle	W100-96	28-14
26	at L.A. Clippers	L129-130 (2OT)	1-1	23	Sacramento	W124-107	29-14
29	Seattle	W111-99	2-1	25	Detroit	W117-112	30-14
31	at Sacramento	L116-122	2-2	28	Cleveland	W116-109	31-14
Nov. 2	San Antonio	W111-98	3-2	30	at Sacramento	W111-109	32-14
5	Portland	W127-113	4-2	Feb. 1	at Chicago	L122-132	32-15
7	L.A. Clippers	W137-115	5-2	3	Denver	W104-102	33-15
9	at Dallas	W115-110	6-2	6	L.A. Lakers	L95-117	33-16
12	Denver	W127-119	7-2	11	Atlanta	W113-100	34-16
14	New Jersey	W112-107	8-2	13	at San Antonio	L115-119	34-17
16	Dallas	W122-117	9-2	15	at L.A. Clippers	L101-108	34-18
19	at Denver	L113-127	9-3	17	at Golden State	W116-110	35-18
20	Indiana	W126-97	10-3	18	at Sacramento	L105-115	35-19
22	at Seattle	L103-122	10-4	20	Milwaukee	L113-120	35-20
24	at Portland	L118-125	10-5	21	at Dallas	W111-104	36-20
26	Golden State	W130-108	11-5	24	Dallas	W110-105	37-20
27	at L.A. Clippers	W137-130 (OT)	12-5	25	at Utah	L97-100	37-21
29	at Phoenix	L110-126	12-6	27	Denver	W117-111	38-21
30	Sacramento	W131-114	13-6	Mar. 1	at Portland	L112-117	38-22
Dec. 3	Phoenix	W118-112	14-6	3	at Seattle	L105-118	38-23
6	at L.A. Lakers	L112-120	14-7	4	at Denver	L115-128	38-24
7	Chicago	W116-104	15-7	6	Sacramento	W116-105	39-24
10	Utah	W134-105	16-7	8	San Antonio	W126-117	40-24
12	Dallas	W123-120	17-7	11	Boston	L104-116	40-25
14	at Utah	L100-114	17-8	13	Portland	W126-118	41-25
17	at Cleveland	W98-94	18-8	15	L.A. Clippers	W148-116	42-25
18	at Philadelphia	L108-126	18-9	16	at L.A. Lakers	L111-116	42-26
20	at New Jersey	L112-122	18-10	18	Phoenix	W112-109	43-26
21	at Atlanta	L122-123	18-11	20	at Milwaukee	L106-116	43-27
26	Utah	W106-99	19-11	22	at New York	W114-99	44-27
28	Portland	W118-108	20-11	24	at Boston	L107-114	44-28
30	at Denver	L122-125	20-12	26	at Indiana	W110-101	45-28
Jan. 2	at Golden State	W120-115	21-12	28	at Detroit	L107-116	45-29
4	Philadelphia	W115-100	22-12	29	at Washington	W114-109	46-29
7	Golden State	W124-115	23-12	Apr. 1	Golden State	W125-121	47-29
9	San Antonio	W120-110	24-12	3	at San Antonio	W136-110	48-29
11	Washington	W87-86	25-12	4	at Phoenix	W112-89	49-29
14	Utah	L102-105	25-13	6	L.A. Lakers	W109-103	50-29
15	at San Antonio	W119-113	26-13	7	Seattle	W109-95	51-29
18	New York	W104-95	27-13	10	at L.A. Lakers	L113-117	51-30
19	at Dallas	L96-131	27-14	11	Phoenix	L92-110	51-31

# 1986-87 Houston Rockets

(42-40, 3rd Midwest)

## Final Statistics

Player	G-S	Min	FGM-A	Pct.	3PM-A	Pct.	FTM-A	Pct.	Rebounds										
									O-D-Tot	Avg.	A	Avg.	PF-D	S	TO	B	TP	Avg.	
Hakeem Olajuwon	75-75	2760	677-1332	508	1-5	200	400-570	.702	315-543-858	11.4	220	2.9	294-8	140	228	254	1755	23.4	
Ralph Sampson	43-32	1326	277-566	489	0-3	000	118-189	.624	88-284-372	8.7	120	2.8	169-6	40	126	58	672	15.6	
Rodney McCray	81-81	3136	432-783	552	0-9	000	306-393	.779	190-388-578	7.1	434	5.4	172-2	88	208	53	1170	14.4	
Robert Reid	75-63	2594	420-1006	417	53-162	327	136-177	.768	47-242-289	3.9	323	4.3	232-2	75	104	21	1029	13.7	
Lewis Lloyd	32-14	688	165-310	532	1-7	143	65-86	.756	13-35-48	1.5	90	2.8	69-0	19	52	5	396	12.4	
Jim Petersen	82-56	2403	386-755	511	0-4	000	152-209	.727	177-380-557	6.8	127	1.5	268-5	43	152	102	924	11.3	
Mitchell Wiggins	32-19	788	153-350	437	0-5	000	49-65	.754	74-159-133	4.2	6	2.4	82-1	44	50	3	355	11.1	
Cedric Maxwell (TOT)	81-31	1968	253-477	530	0-1	000	303-391	.775	175-260-435	5.4	197	2.4	178-1	39	136	14	809	10.0	
Cedric Maxwell (HOU)	46-0	836	103-188	548	0-1	000	126-163	.773	72-112-184	4.0	75	1.6	76-0	13	48	5	332	7.2	
Steve Harris	74-3	1174	251-599	419	0-8	000	111-130	.854	71-99-170	2.3	100	1.4	111-1	37	74	16	613	8.3	
Allen Leavell	53-11	1175	147-358	411	18-57	316	100-119	.840	14-47-61	1.2	224	4.2	126-1	53	64	10	412	7.8	
Dirk Minniefield (TOT)	74-52	1600	218-482	452	11-39	282	62-90	.689	29-111-140	1.9	348	4.7	174-2	72	157	75	509	6.9	
Dirk Minniefield (HOU)	63-52	1478	205-440	466	11-34	324	61-86	.709	28-102-130	2.1	335	5.3	166-2	66	145	6	482	7.7	
Buck Johnson	60-3	520	94-201	468	0-1	000	40-58	.690	38-50-88	1.5	40	0.7	81-0	17	37	15	228	3.8	
Dave Felt	62-1	498	88-202	436	0-1	000	53-71	.746	39-78-117	1.9	22	0.4	83-0	9	38	4	229	3.7	
Richard Anderson	51-0	312	59-139	424	4-16	250	22-29	.759	24-55-79	1.5	33	0.6	37-0	7	19	3	144	2.8	
Conner Henry	18-0	92	8-33	242	1-11	091	7-10	.700	0-7-7	0.4	8	0.4	7-0	3	9	0	24	1.3	
ROCKETS	82	19780	3465-7262	477	89-324	275	1746-2355	.741	1190-2481-3671	44.8	2227	27.2	1973-28	654	1384	555	8765	106.9	
OPPONENTS	82	19780	3348-7225	463	100-355	282	1887-2422	.779	1167-2364-3531	43.1	2126	25.9	1922-13	721	1366	368	8683	105.9	

Date	Opponent	Score	Record	Date	Opponent	Score	Record
Nov. 1	L.A. Lakers	W112-102	1-0	27	Utah	L88-92	22-20
4	at Sacramento	W100-84	2-0	29	Milwaukee	L93-99	22-21
6	L.A. Clippers	L97-104	2-1	Feb. 1	at Atlanta	W106-104	23-21
8	Sacramento	W102-90	3-1	3	Denver	L105-107	23-22
11	San Antonio	W116-95	4-1	5	Golden State	W120-110	24-22
12	at Dallas	L85-114	4-2	10	San Antonio	W115-92	25-22
16	Cleveland	W134-106	5-2	12	at New Jersey	W121-99	26-22
18	Portland	L111-115 (OT)	5-3	14	at Milwaukee	L101-116	26-23
20	Utah	W104-90	6-3	16	Dallas	W105-100	27-23
21	at Washington	L99-115	6-4	19	Boston	L92-99	27-24
23	at Philadelphia	L104-114	6-5	21	Utah	W94-81	28-24
25	at New York	L93-102	6-6	23	Denver	W124-108	29-24
26	at Indiana	W92-88	7-6	24	at Denver	L105-134	29-25
29	New Jersey	L97-102	7-7	26	at Utah	W85-84	30-25
Dec. 2	at Golden State	L99-104	7-8	Mar. 1	Philadelphia	L97-102	30-26
4	Atlanta	L93-109	7-9	2	at San Antonio	W105-100	31-26
6	Seattle	L80-136	7-10	4	at Sacramento	W108-102 (OT)	32-26
10	at Phoenix	W117-109	8-10	5	at Golden State	L96-105	32-27
11	Golden State	L104-111	8-11	7	at Seattle	L115-118	32-28
13	Sacramento	W119-106	9-11	8	at Portland	L93-119	32-29
16	Phoenix	L102-106	9-12	10	Seattle	L127-136 (2OT)	32-30
18	at Seattle	L100-114	9-13	12	San Antonio	W121-112	33-30
19	at Portland	L112-115	9-14	14	at Dallas	L109-118	33-31
21	L.A. Lakers	L96-103	9-15	16	Chicago	W97-96	34-31
23	L.A. Clippers	W121-96	10-15	18	at Phoenix	W113-91	35-31
26	at L.A. Lakers	L111-134	10-16	20	L.A. Clippers	W126-98	36-31
27	at Utah	L96-103	10-17	21	at Utah	L108-125	36-32
30	at L.A. Clippers	W105-102	11-17	23	Detroit	L110-114	36-33
Jan. 2	at Denver	W114-111	12-17	24	at San Antonio	L97-103	36-34
3	Seattle	W138-114	13-17	26	Portland	W119-104	37-34
6	at Golden State	L100-118	13-18	28	L.A. Lakers	L109-123	37-35
8	Indiana	W110-96	14-18	31	at L.A. Lakers	L96-111	37-36
10	Dallas	W106-96	15-18	Apr. 1	at Phoenix	L104-117	37-37
13	Phoenix	W118-100	16-18	4	at Sacramento	L108-120	37-38
15	at Chicago	W107-96	17-18	6	at Portland	W114-108	38-38
16	at Detroit	W112-106	18-18	7	at L.A. Clippers	W102-84	39-38
18	at Boston	L99-122	18-19	9	Sacramento	W112-102	40-38
19	at Cleveland	W127-103	19-19	11	Denver	W113-103	41-38
21	at San Antonio	W111-91	20-19	15	at Dallas	L107-113	41-39
23	New York	W109-95	21-19	17	Dallas	W121-99	42-39
24	Washington	W115-92	22-19	18	at Denver	L117-126	42-40

# 1987-88 Houston Rockets

(46-36, 4th Midwest)

## Final Statistics

Player	G-S	Min	FGM-A	Pct.	3PM-A	Pct.	FTM-A	Pct.	Rebounds				S	TO	B	TP	Avg.		
									O-D	Total	Avg.	A							
Hakeem Olajuwon	79-79	2825	712-1385	.514	0-4	.000	381-548	.695	302-657	959	12.1	163	2.1	324-7	162	243	214	1805	22.8
Ralph Sampson	19-19	705	119-271	.439	2-6	.333	63-85	.741	58-114	172	9.1	37	2.0	63-1	17	62	33	303	15.9
Eric Floyd (TOT)	77-73	2514	420-969	.433	14-72	.194	301-354	.850	77-219	296	3.8	544	7.1	190-1	95	223	12	1155	15.0
Eric Floyd (HOU)	59-55	1834	288-668	.431	13-52	.250	185-215	.860	51-154	205	3.5	366	6.2	144-1	68	156	10	774	13.1
Purvis Short	81-11	1949	474-986	.481	5-21	.238	206-240	.858	71-151	222	2.7	162	2.0	197-0	58	118	14	1159	14.3
Joe Barry Carroll (TOT)	77-30	2004	402-924	.435	0-2	.000	172-225	.764	131-358	489	6.4	113	1.5	195-1	50	164	106	976	12.7
Joe Barry Carroll (HOU)	63-16	1596	323-715	.452	0-1	.000	113-151	.748	110-286	396	6.3	94	1.5	149-0	37	121	81	759	12.0
Rodney McCray	81-80	2689	359-746	.481	0-4	.000	288-367	.785	232-399	631	7.8	264	3.3	166-2	57	144	51	1006	12.4
Allen Leavell	80-54	2150	291-666	.437	19-88	.216	218-251	.869	22-126	148	1.9	405	5.1	162-1	124	130	9	819	10.2
Jim Petersen	69-50	1793	249-488	.510	1-6	.167	114-153	.745	145-291	436	6.3	106	1.5	203-3	36	119	40	613	8.9
World B. Free	58-0	682	143-350	.409	8-35	.229	80-100	.800	14-30	44	0.8	60	1.0	74-2	20	49	3	374	6.4
Robert Reid	62-31	980	165-356	.463	13-34	.382	50-63	.794	38-87	125	2.0	67	1.1	118-0	27	41	5	393	6.3
Steve Harris	14-10	199	34-86	.395	0-1	.000	15-16	.938	12-9-21	1.5	1.7	1.2	15-0	8	6	2	83	5.9	
Buck Johnson	70-2	879	155-298	.520	1-8	.125	67-91	.736	77-91	168	2.4	49	0.7	127-0	30	54	26	378	5.4
Cedric Maxwell	71-0	848	80-171	.468	0-2	.000	110-143	.769	74-105	179	2.5	60	0.8	75-0	22	54	12	270	3.8
Andre Turner	12-0	99	12-34	.353	1-7	.143	10-14	.714	4-4	8	0.7	23	1.9	13-0	7	12	1	35	2.9
Richard Anderson	12-0	53	11-26	.423	6-15	.400	4-5	.800	9-8	17	1.4	4	0.3	4-0	1	1	0	32	2.7
Lester Conner	52-3	399	50-108	.463	0-7	.000	32-41	.780	20-18	38	0.7	59	1.1	31-0	38	33	1	132	2.5
ROCKETS	82	19680	3465-7354	.471	69-291	.237	1936-2483	.780	1239-2530	3769	46.0	1936	23.6	1865-17	712	1367	502	8935	109.0
OPPONENTS	82	19680	3454-7420	.465	108-393	.275	1805-2352	.767	1261-2506	3767	45.9	1951	23.8	2012-17	737	1405	365	8821	107.6

Date	Opponent	Score	Record	Date	Opponent	Score	Record
Nov. 6	San Antonio	W108-102	1-0	4	New Jersey	W115-87	25-17
8	at L.A. Lakers	L92-101	1-1	9	Boston	W129-120	26-17
10	at Portland	W118-111	2-1	11	at Seattle	L115-120	26-18
12	at Sacramento	W116-114	3-1	12	at L.A. Clippers	W112-105	27-18
14	Utah	W101-93	4-1	14	at Portland	W115-103	28-18
15	Seattle	W108-106	5-1	16	Golden State	W121-116	29-18
17	at New Jersey	L111-114	5-2	18	L.A. Lakers	L96-111	29-19
19	at Cleveland	W105-97	6-2	20	Washington	W115-109	30-19
21	at Atlanta	L94-104	6-3	22	Philadelphia	W119-106	31-19
24	Detroit	L83-97	6-4	25	Dallas	L106-108	31-20
25	at Phoenix	W109-103	7-4	26	at San Antonio	L107-111	31-21
27	at Utah	L96-118	7-5	28	San Antonio	W108-95	32-21
28	Chicago	L86-98	7-6	Mar. 1	at Utah	L112-113	32-22
Dec. 1	Denver	W106-101	8-6	2	at Golden State	W108-101	33-22
2	at San Antonio	L93-97	8-7	4	at Dallas	L110-118	33-23
5	Golden State	W121-96	9-7	5	Sacramento	W105-94	34-23
8	Sacramento	W106-97	10-7	8	at Denver	W113-103	35-23
10	Utah	W98-93	11-7	10	Portland	L109-112	35-24
12	at Chicago	L103-112	11-8	13	Golden State	W125-112	36-24
16	at Denver	L113-132	11-9	15	L.A. Clippers	W116-110	37-24
17	at L.A. Clippers	L92-98	11-10	17	Seattle	W115-106	38-24
19	Denver	L117-121	11-11	19	at Sacramento	L104-121	38-25
22	Atlanta	W122-103	12-11	22	at L.A. Lakers	L95-117	38-26
26	at Dallas	L100-105	12-12	24	New York	W134-117	39-26
29	at Detroit	W101-91	13-12	26	Portland	W115-109	40-26
30	at Milwaukee	W102-93	14-12	28	at Philadelphia	L98-108	40-27
Jan. 2	at Washington	W111-100	15-12	30	at Boston	L110-117	40-28
4	Dallas	W117-107	16-12	31	at Indiana	W102-100	41-28
6	at Seattle	L95-110	16-13	Apr. 2	at New York	L98-104	41-29
7	at Golden State	W120-113	17-13	5	Denver	L97-110	41-30
9	Phoenix	W104-98	18-13	7	Utah	W113-107	42-30
13	at Phoenix	L106-117	18-14	9	at Seattle	W108-104	43-30
14	Portland	W103-98	19-14	10	at L.A. Clippers	L105-122	43-31
16	Indiana	W132-102	20-14	12	at San Antonio	L119-127	43-32
18	at L.A. Lakers	L110-121	20-15	14	Sacramento	W123-105	44-32
19	at Sacramento	L104-107	20-16	15	at Denver	L125-132	44-33
21	Milwaukee	W116-103	21-16	17	L.A. Lakers	W127-119	45-33
26	L.A. Clippers	W124-104	22-16	19	Dallas	L96-104	45-34
28	Cleveland	L85-109	22-17	21	San Antonio	L116-117	45-35
30	at Dallas	W108-92	23-17	23	at Utah	L107-125	45-36
Feb. 2	Phoenix	W109-99	24-17	24	Phoenix	W127-119	46-36

# 1988-89 Houston Rockets

## (45-37, 2nd Midwest)

### Final Statistics

Player	G-S	Min	FGM-A	Pct.	3PM-A	Pct.	FTM-A	Pct.	Rebounds										
									O-D-Tot	Avg.	A	Avg.	PF-D	S	TO	B	TP	Avg.	
Hakeem Olajuwon	82-82	3024	790-1556	.508	0-10	.000	454-652	.696	338-767-1105	13.5	149	1.8	329-10	213	275	282	2034	24.8	
Otis Thorpe	82-82	3135	521-961	.542	0-2	.000	328-450	.729	272-515-787	9.6	202	2.5	259-6	82	225	37	1370	16.7	
Eric Floyd	82-82	2788	396-893	.443	109-292	.373	261-309	.845	48-258-306	3.7	709	8.6	196-1	124	253	11	1162	14.2	
Mike Woodson	81-79	2259	410-936	.438	31-89	.348	195-237	.823	51-143-194	2.4	206	2.5	195-1	89	136	18	1041	12.9	
Buck Johnson	67-51	1850	270-515	.524	1-9	.111	101-134	.754	114-172-286	4.3	126	1.9	213-4	64	110	35	642	9.6	
Derrick Chievous	81-1	1539	277-634	.437	5-24	.208	191-244	.783	114-142-256	3.2	77	1.0	161-1	48	101	11	750	9.3	
Walter Berry (TOT)	69-31	1355	254-501	.507	1-2	.500	100-143	.699	86-181-267	3.9	77	1.1	183-1	29	89	48	609	8.8	
Walter Berry (HOU)	40-14	799	146-270	.541	1-2	.500	57-80	.713	54-98-152	3.8	57	1.4	114-1	19	49	35	350	8.8	
Purvis Short	65-16	1157	198-480	.413	9-33	.273	77-89	.865	65-114-179	2.8	107	1.6	116-1	44	70	13	482	7.4	
Tim McCormick	81-0	1257	169-351	.481	0-4	.000	87-129	.674	87-174-261	3.2	54	0.7	193-0	18	68	24	425	5.2	
Frank Johnson	67-0	879	109-246	.443	1-6	.167	75-93	.806	12-27-79	1.2	181	2.7	91-0	42	102	0	294	4.4	
Allen Leavell	55-3	627	65-188	.346	5-41	.122	44-60	.733	13-40-53	1.0	127	2.3	61-0	25	62	5	179	3.3	
Bernard Thompson	23-0	222	20-59	.339	0-2	.000	22-26	.846	9-19-28	1.2	13	0.6	33-0	13	19	1	62	2.7	
Tony Brown	14-0	91	14-45	.311	2-9	.222	6-8	.750	7-8-15	1.1	5	0.4	14-0	3	7	0	36	2.6	
Chuck Nevitt	43-0	228	27-62	.435	0-0	.000	11-16	.688	17-47-64	1.5	3	0.1	51-1	5	22	29	65	1.5	
ROCKETS	82	19855	3412-7196	.474	164-523	.314	1909-2527	.755	1211-2554-3765	45.9	2016	24.6	2026-26	789	1569	501	8897	108.5	
OPPONENTS	82	19855	3413-7290	.468	187-534	.350	1806-2372	.761	1145-2428-3573	43.6	2015	24.6	2013-28	800	1455	439	8819	107.5	

Date	Opponent	Score	Record	Date	Opponent	Score	Record
Nov. 4	at Denver	L117-120	0-1	31	L.A. Lakers	L114-125	25-17
5	Dallas	L113-114 (OT)	0-2	Feb. 3	Chicago	W105-98	26-17
8	San Antonio	W120-102	1-2	5	Denver	W124-112	27-17
10	Utah	W106-99	2-2	8	at L.A. Clippers	L111-114	27-18
11	at Miami	W121-100	3-2	9	at Portland	W113-110	28-18
13	Sacramento	W129-127	4-2	14	Boston	W137-123	29-18
15	New York	L121-126	4-3	17	Denver	W121-111	30-18
17	Miami	W113-107	5-3	18	at Dallas	W105-94	31-18
19	Detroit	W109-98	6-3	20	at Cleveland	L90-110	31-19
21	Atlanta	W117-113	7-3	21	at New York	L115-120	31-20
23	at Utah	L108-111	7-4	24	at Chicago	L97-106	31-21
25	at Portland	L94-111	7-5	25	at Milwaukee	L105-121	31-22
26	at Golden State	W119-109	8-5	27	Washington	L98-104	31-23
29	Phoenix	L107-124	8-6	Mar. 2	at Denver	L103-113	31-24
30	at Dallas	W101-89	9-6	3	at Seattle	L108-118	31-25
Dec. 2	at Phoenix	L95-110	9-7	5	L.A. Lakers	W88-83	32-25
3	Charlotte	W108-104	10-7	8	at Utah	L80-117	32-26
6	Cleveland	W106-105	11-7	10	Dallas	W96-86	33-26
8	at L.A. Clippers	L116-120	11-8	11	New Jersey	W124-94	34-26
10	Seattle	W110-91	12-8	13	at L.A. Lakers	L96-97	34-27
13	at Denver	L101-126	12-9	14	at Sacramento	L90-95	34-28
15	Golden State	W124-115 (2OT)	13-9	16	Milwaukee	W120-104	35-28
18	San Antonio	W120-109	14-9	18	Portland	W127-113	36-28
20	Sacramento	W105-104	15-9	21	Denver	L110-112	36-29
22	L.A. Clippers	W125-109	16-9	24	Utah	L99-102	36-30
26	at Charlotte	W97-95	17-9	25	Golden State	W144-104	37-30
27	at Miami	W101-93	18-9	28	Seattle	W120-117	38-30
29	at Washington	L109-126	18-10	30	at New Jersey	W109-101	39-30
30	at Detroit	L83-95	18-11	31	at Boston	L109-126	39-31
Jan. 3	Utah	W104-102	19-11	2	at Philadelphia	L99-108	39-32
7	Philadelphia	L95-96	19-12	4	at Indiana	W90-88	40-32
11	at San Antonio	W122-117 (OT)	20-12	7	at Atlanta	L112-120 (OT)	40-33
12	Portland	W116-106	21-12	8	at Miami	L104-107 (OT)	40-34
14	Dallas	W110-98	22-12	11	Indiana	W108-99	41-34
16	at L.A. Lakers	L113-124	22-13	13	Phoenix	L111-119	41-35
17	at Sacramento	L109-123	22-14	14	at Utah	L96-122	41-36
19	at Seattle	L108-124	22-15	16	at Dallas	W114-112 (OT)	42-36
20	at Golden State	L114-121	22-16	17	San Antonio	W99-91	43-36
24	Miami	W118-93	23-16	19	at San Antonio	W99-84	44-36
26	L.A. Clippers	W106-100	24-16	21	at Phoenix	W112-101	45-36
28	at San Antonio	W96-91	25-16	22	Miami	L89-91	45-37

# 1989-90 Houston Rockets

(41-41, 5th Midwest)

## Final Statistics

Player	G-S	Min	FGM-A	Pct.	3PM-A	Pct.	FTM-A	Pct.	Rebounds	O-D-Tot	Avg.	A	Avg.	PF-D	S	TO	B	TP	Avg.
Hakeem Olajuwon	82-82	3124	806-1609	.501	1-6	.167	382-536	.713	299-850	1149	14.0	234	2.9	314-6	174	316	376	1995	24.3
Otis Thorpe	82-82	2947	547-998	.548	0-10	.000	307-446	.688	258-476	734	9.0	261	3.2	270-5	66	229	24	1401	17.1
Mitchell Wiggins	66-52	1852	416-853	.488	0-3	.000	192-237	.810	133-153	286	4.3	104	1.6	165-0	85	87	1	1024	15.5
Buck Johnson	82-82	2832	504-1019	.495	2-17	.118	205-270	.759	113-268	381	4.6	252	3.1	321-8	104	167	62	1213	14.8
Eric Floyd	82-73	2630	362-803	.451	89-234	.380	187-232	.806	46-152	198	2.4	600	7.3	159-0	94	204	11	1000	12.2
Vernon Maxwell	30-10	869	142-321	.442	13-53	.245	77-116	.664	15-72	87	2.9	150	5.0	69-0	42	72	5	374	12.5
Mike Woodson	61-11	972	160-405	.395	12-41	.293	62-86	.721	25-63	88	1.4	66	1.1	100-1	42	49	11	394	6.5
Derrick Chievous	41-0	492	90-178	.506	3-8	.375	61-87	.701	28-47	75	1.8	27	0.7	59-0	23	40	4	244	6.0
John Lucas	49-18	938	109-291	.375	26-87	.299	42-55	.764	19-71	90	1.8	238	4.9	59-0	45	85	2	286	5.8
Anthony Bowie	66-0	918	119-293	.406	6-21	.286	40-54	.741	36-82	118	1.8	96	1.5	80-0	42	59	5	284	4.3
Byron Dinkins	33-0	362	44-109	.404	1-9	.111	26-30	.867	13-27	40	1.2	75	2.3	30-0	19	37	2	115	3.5
Lewis Lloyd	19-0	113	29-51	.569	0-0	.000	9-16	.563	8-10	18	0.9	11	0.6	9-0	3	16	0	67	3.5
Larry Smith	74-0	1300	101-213	.474	0-2	.000	20-55	.364	180-272	452	6.1	69	0.9	203-3	56	70	28	222	3.0
Adrian Caldwell	51-0	331	42-76	.553	0-0	.000	13-28	.464	36-73	109	2.1	7	0.1	69-0	11	32	18	97	1.9
Tim McCormick	18-0	116	10-29	.345	0-0	.000	10-19	.526	8-19	27	1.5	3	0.2	24-0	3	10	1	30	1.7
Chuck Nevitt	3-0	9	2-2	1.000	0-0	.000	0-0	—	0-3	3	1.0	1	0.3	3-0	0	2	1	4	1.3
ROCKETS	82	19805	3343-7250	.480	153-491	.312	1633-2267	.720	1217-2638	3855	47.0	2194	26.8	1934-23	809	1513	551	8752	106.7
OPPONENTS	82	19805	3399-7322	.464	163-556	.293	1671-2256	.741	1175-2460	3635	44.3	2010	24.5	1819-10	790	1428	392	8632	105.3

Date	Opponent	Score	Record	Date	Opponent	Score	Record
<b>Nov.</b>	3 at L.A. Clippers	L88-102	0-1	<b>27</b> Dallas	L92-99	<b>20-22</b>	
	4 at Golden State	W132-105	1-1	31 at Dallas	L91-98	20-23	
	<b>7</b> Portland	W109-86	<b>2-1</b>	<b>Feb.</b>	<b>1</b> Chicago	W139-112	<b>21-23</b>
	<b>9</b> Denver	L127-128 (OT)	<b>2-2</b>		3 at Phoenix	L105-130	21-24
	<b>11</b> Utah	W100-92	<b>3-2</b>		<b>6</b> Minnesota	W108-101	<b>22-24</b>
	14 at Miami	L99-101	3-3		<b>8</b> Atlanta	L108-110	<b>22-25</b>
	<b>16</b> L.A. Clippers	W94-82	<b>4-3</b>		<b>13</b> Boston	L94-107	<b>22-26</b>
	18 at Denver	L111-141	4-4		<b>15</b> New York	W124-105	<b>23-26</b>
	<b>19</b> Miami	W132-94	<b>5-4</b>		<b>17</b> San Antonio	L102-104	<b>23-27</b>
	21 at New York	L106-114 (OT)	5-5		19 at Chicago	L102-107	23-28
	22 at Boston	L97-109	5-6		20 at Minnesota	L92-97	23-29
	24 at Charlotte	W85-81	6-6		23 at New Jersey	W125-115	24-29
	25 at Cleveland	W85-75	7-6		24 at Atlanta	L96-104	24-30
	<b>28</b> L.A. Lakers	W110-104	<b>8-6</b>		27 at Detroit	L102-106 (OT)	24-31
	<b>30</b> Charlotte	W113-101	<b>9-6</b>	<b>Mar.</b>	<b>1</b> Phoenix	W112-104	<b>25-31</b>
<b>Dec.</b>	<b>2</b> Dallas	L103-106	<b>9-7</b>		<b>3</b> Golden State	W129-109	<b>26-31</b>
	5 at Seattle	L123-133	9-8		5 at San Antonio	W109-105	27-31
	<b>8</b> New Jersey	L94-99	<b>9-9</b>		<b>6</b> L.A. Lakers	W112-95	<b>28-31</b>
	9 at Utah	L90-104	9-10		<b>8</b> Seattle	W111-97	<b>29-31</b>
	<b>12</b> Phoenix	W105-83	<b>10-10</b>		<b>10</b> Dallas	W105-95	<b>30-31</b>
	14 at San Antonio	L100-104	10-11		13 at Denver	L114-117	30-32
	15 at Phoenix	L96-121	10-12		15 at Sacramento	W92-86	31-32
	<b>17</b> Orlando	W109-94	<b>11-12</b>		16 at L.A. Clippers	L95-118	31-33
	19 at Portland	L100-119	11-13		18 at Portland	L96-109	31-34
	20 at Golden State	L112-118	11-14		<b>20</b> Portland	L110-120	<b>31-35</b>
	<b>22</b> Sacramento	W103-92	<b>12-14</b>		<b>22</b> Detroit	W115-110	<b>32-35</b>
	26 at Milwaukee	L96-103	12-15		<b>24</b> Golden State	L97-102	<b>32-36</b>
	27 at Minnesota	L91-108	12-16		<b>26</b> San Antonio	W113-95	<b>33-36</b>
	29 at Indiana	L97-103	12-17		<b>29</b> Milwaukee	W120-94	<b>34-36</b>
	30 at Charlotte	L92-111	12-18		<b>31</b> Minnesota	W106-98	<b>35-36</b>
<b>Jan.</b>	<b>3</b> Indiana	W117-103	<b>13-18</b>	<b>Apr.</b>	<b>3</b> at Philadelphia	L112-133	35-37
	<b>6</b> Philadelphia	W124-119 (OT)	<b>14-18</b>		6 at Washington	L110-121	35-38
	<b>9</b> Seattle	W97-90	<b>15-18</b>		8 at Orlando	W146-123	36-38
	11 at Sacramento	W90-87	16-18		10 at Charlotte	W115-112	37-38
	12 at L.A. Lakers	L98-107	16-19		<b>12</b> Charlotte	W117-110	<b>38-38</b>
	15 at Seattle	L101-105	16-20		14 at Utah	W103-99	39-38
	<b>17</b> Cleveland	W107-98	<b>17-20</b>		15 at L.A. Lakers	L102-113	39-39
	<b>20</b> Washington	W127-107	<b>18-20</b>		<b>17</b> Sacramento	W112-97	<b>40-39</b>
	<b>22</b> Denver	W116-104	<b>19-20</b>		<b>19</b> Denver	L127-130 (OT)	<b>40-40</b>
	23 at Utah	L94-102	19-21		20 at Dallas	L120-121	40-41
	<b>25</b> L.A. Clippers	W102-101	<b>20-21</b>		<b>22</b> Utah	W100-88	<b>41-41</b>

# 1990-91 Houston Rockets

(52-30, 3rd Midwest)

## Final Statistics

Player	G-S	Min	FGM-A	Pct.	3PM-A	Pct.	FTM-A	Pct.	Rebounds									
									O-D-Tot	Avg.	A	Avg.	PF-D	S	TO	B	TP	Avg.
Hakeem Olajuwon	56-50	2062	487-959	508	0-4	0.00	213-277	769	219-551-770	13.8	131	2.3	221-5	121	174	221	1187	21.2
Kenny Smith	78-78	2699	522-1003	520	49-135	363	287-340	844	36-127-163	2.1	554	7.1	131-0	106	237	11	1380	17.7
Otis Thorpe	82-82	3039	549-988	556	3-7	429	334-480	696	287-559-846	10.3	197	2.4	278-10	73	217	20	1435	17.0
Vernon Maxwell	82-79	2870	504-1247	404	172-510	337	217-296	733	41-197-238	2.9	303	3.7	179-2	127	171	15	1397	17.5
Buck Johnson	73-70	2279	416-873	477	2-15	133	157-216	727	108-222-330	4.5	142	1.9	240-5	81	122	47	991	13.6
Eric Floyd	82-4	1850	386-939	411	48-176	273	185-246	752	52-107-159	1.9	317	3.9	122-0	95	140	17	1005	12.3
David Wood	82-13	1421	148-349	424	28-90	311	108-133	812	107-139-246	3.0	94	1.1	236-4	58	89	16	432	5.3
Mike Woodson	11-3	125	21-54	389	1-6	167	10-12	833	2-9-11	1.0	10	0.9	11-0	5	7	4	53	4.8
Kennard Winchester	64-1	607	98-245	400	8-20	400	35-45	778	34-33-67	1.0	25	0.4	70-0	16	30	13	239	3.7
Larry Smith	81-28	1923	128-263	487	0-0	0.00	12-50	240	302-407-709	8.8	88	1.1	265-6	83	93	22	268	3.3
Dave Jamerson	37-0	202	43-113	381	5-19	263	22-27	815	9-21-30	0.8	27	0.7	24-0	6	20	1	113	3.1
Dave Feit	52-2	372	52-140	371	0-3	0.00	33-44	760	29-71-100	1.9	8	0.2	52-0	3	25	12	137	2.6
Matt Bullard	18-0	63	14-31	452	0-3	0.00	11-17	647	6-8-14	0.8	2	0.1	10-0	3	3	0	39	2.2
Adrian Caldwell	42-0	343	35-83	422	0-1	0.00	7-17	412	43-57-100	2.4	8	0.2	35-0	19	30	10	77	1.8
ROCKETS	82	19855	3403-7287	467	316-989	320	1631-2200	741	1275-2508-3783	46.1	1906	23.2	1874-32	796	1402	409	8753	106.7
OPPONENTS	82	19855	3337-7316	456	183-621	295	1609-2086	771	1422-2431-3673	44.8	1965	24.0	1786-20	711	1415	357	8466	103.2

Date	Opponent	Score	Record	Date	Opponent	Score	Record
Nov. 3	at Portland	L89-90	0-1	26	Cleveland	W103-97	22-20
4	at Seattle	L106-118	0-2	29	San Antonio	W91-89	23-20
6	Denver	W145-135	1-2	31	Seattle	L94-97	23-21
8	Orlando	W103-99	2-2	Feb. 2	at San Antonio	W100-94 (OT)	24-21
10	at San Antonio	L110-111	2-3	3	Golden State	W143-135 (2OT)	25-21
11	Utah	W110-90	3-3	6	at Milwaukee	W111-109	26-21
13	Minnesota	W90-88	4-3	7	at Cleveland	W96-92	27-21
15	L.A. Lakers	L103-108 (OT)	4-4	12	at Utah	L92-113	27-22
17	Miami	W117-100	5-4	14	Washington	W129-117	28-22
20	at New York	W115-88	6-4	16	Phoenix	W100-91	29-22
21	at Boston	L95-108	6-5	19	L.A. Lakers	L103-112	29-23
23	at Indiana	L111-112	6-6	21	Milwaukee	W92-90	30-23
25	at Minnesota	W107-91	7-6	24	at Minnesota	W100-91	31-23
27	L.A. Clippers	W107-102	8-6	26	at Denver	W129-99	32-23
28	at Utah	L92-103	8-7	28	at L.A. Clippers	L80-83	32-24
Dec. 1	Sacramento	W117-93	9-7	Mar. 3	at L.A. Lakers	W104-95	33-24
4	Atlanta	L110-113	9-8	5	New Jersey	W112-100	34-24
6	Charlotte	W116-110	10-8	7	Dallas	W122-90	35-24
8	at Dallas	W113-107	11-8	9	Philadelphia	W97-80	36-24
10	Boston	L95-107	11-9	12	Seattle	W93-91	37-24
12	at Philadelphia	W108-100	12-9	14	Orlando	W119-95	38-24
14	at Washington	L93-106	12-10	15	at Phoenix	W135-128	39-24
15	at Charlotte	W100-97	13-10	17	Golden State	W123-119	40-24
18	San Antonio	L95-96	13-11	19	at Minnesota	W98-85	41-24
20	Orlando	W128-126 (OT)	14-11	21	Sacramento	W98-87	42-24
22	Phoenix	W122-102	15-11	23	New York	W111-98	43-24
26	at Orlando	L103-109	15-12	25	at Chicago	W100-90	44-24
28	at New Jersey	W101-99	16-12	28	at Atlanta	W112-111	45-24
29	at Detroit	L84-99	16-13	30	at Orlando	L82-114	45-25
Jan. 3	Chicago	W114-92	17-13	31	at Miami	W123-103	46-25
5	Indiana	W112-99	18-13	Apr. 3	Dallas	W102-86	47-25
8	Portland	L97-123	18-14	5	at Denver	W126-120	48-25
10	at Denver	W156-133	19-14	6	Utah	W97-88	49-25
11	at Phoenix	L110-114	19-15	9	Portland	L93-103	49-26
13	at L.A. Lakers	L97-116	19-16	11	at Golden State	L99-111	49-27
14	at L.A. Clippers	L126-130 (OT)	19-17	13	at Sacramento	W95-94	50-27
17	Detroit	L91-97 (OT)	19-18	15	at Seattle	W97-93	51-27
19	L.A. Clippers	W107-96	20-18	16	at Portland	L96-115	51-28
21	at Sacramento	L94-97	20-19	18	San Antonio	L95-102	51-29
22	at Golden State	L116-123	20-20	19	at Dallas	L107-113	51-30
24	Minnesota	W118-94	21-20	21	Denver	W131-125	52-30

History



# 1991-92 Houston Rockets

(42-40, 3rd Midwest)

## Final Statistics

Player	G-S	Min	FGM-A	Pct.	3PM-A	Pct.	FTM-A	Pct.	Rebounds		PF-D	S	TO	B	TP	Avg.		
									O-D-Tot	A								
Hakeem Olajuwon	70-69	2636	591-1177	.502	0-1	.000	328-428	.766	246-599-845	12.1	15.7	2.2	263-7	127	187	304	1510	21.6
Otis Thorpe	82-82	3056	558-943	.592	0-7	.000	304-463	.657	285-577-862	10.5	25.0	3.0	307-7	52	237	37	1420	17.3
Vernon Maxwell	80-80	2700	502-1216	.413	162-473	.342	206-267	.772	37-206-243	3.0	32.6	4.1	200-3	104	178	28	1372	17.2
Kenny Smith	81-80	2735	432-910	.475	54-137	.394	219-253	.866	34-143-177	2.2	56.2	6.9	112-0	104	227	7	1137	14.0
Eric Floyd	82-3	1662	286-704	.406	37-123	.301	135-170	.794	34-116-150	2.2	23.9	2.9	128-0	57	128	21	744	9.1
Buck Johnson	80-69	2202	290-633	.458	1-9	.111	104-143	.727	95-217-312	3.9	15.8	2.0	234-2	72	104	49	685	8.6
Matt Bullard	80-7	1278	205-447	.459	64-166	.386	38-50	.760	73-150-223	2.8	7.5	0.9	129-1	26	56	21	512	6.4
Avery Johnson (TOT)	69-15	1235	158-330	.479	4-15	.267	66-101	.653	13-67-80	1.2	26.6	3.9	89-1	61	110	9	386	5.6
Avery Johnson (HOU)	49-1	772	103-222	.464	3-10	.300	42-69	.609	8-37-45	0.9	16.6	3.4	46-0	40	65	6	251	5.1
Carl Herrera	43-7	566	83-161	.516	0-0	.000	25-44	.568	33-66-99	2.3	27	0.6	60-0	16	37	25	191	4.4
Dave Jamerson	48-0	378	79-191	.414	8-28	.286	25-27	.926	22-21-43	0.9	33	0.7	39-0	17	24	0	191	4.0
John Turner	42-0	345	43-98	.439	0-0	.000	31-59	.525	38-40-78	1.9	12	0.3	40-0	6	32	4	117	2.8
Larry Smith	45-7	800	50-92	.543	0-1	.000	4-11	.364	107-149-256	5.7	33	0.7	121-3	21	44	7	104	2.3
Wayne Rollins	59-5	697	46-86	.535	0-0	.000	26-30	.867	61-110-171	2.9	15	0.3	85-0	14	18	62	118	2.0
Gerald Henderson	8-0	34	4-11	.364	0-3	.000	4-6	.667	1-1-2	0.3	5	0.6	4-0	0	4	0	12	1.5
Kennard Winchester	4-0	17	1-3	.333	0-0	.000	0-0	.000	0-0-0	0.0	0	0.0	1-0	0	0	0	2	0.5
Dan Goddread	1-0	2	0-0	.000	0-0	.000	0-0	.000	0-0-0	0.0	0	0.0	0-0	0	0	0	0	0.0
ROCKETS	82	19880	3273-6894	.475	329-959	.343	1491-2020	.738	1074-2432-3506	42.8	205.8	25.1	1769-23	656	1378	571	8366	102.0
OPPONENTS	82	19880	3391-7317	.463	196-574	.341	1529-1985	.770	1232-2406-3638	44.4	213.1	26.0	1673-13	743	1174	384	8632	103.7

Date	Opponent	Score	Record	Date	Opponent	Score	Record
Nov. 1	L.A. Lakers	W126-121 (2OT)	1-0	28	Minnesota	W111-102	23-19
2	at Denver	L101-109 (OT)	1-1	30	Chicago	W105-102	24-19
5	Portland	W106-99	2-1	Feb. 1	at Phoenix	L92-106	24-20
7	Cleveland	W105-86	3-1	3	Indiana	W122-111	25-20
9	Phoenix	W96-95	4-1	5	at Boston	L85-98	25-21
12	at Dallas	W98-92	5-1	6	at New York	L85-102	25-22
15	at L.A. Lakers	L74-86	5-2	11	at Seattle	L99-105	25-23
16	at Sacramento	W102-93	6-2	12	at L.A. Clippers	L95-97	25-24
19	New York	W90-79	7-2	14	Boston	W105-99	26-24
21	Minnesota	W106-102	8-2	15	at Dallas	L99-103	26-25
23	at Minnesota	L89-102	8-3	17	Minnesota	L122-124 (OT)	26-26
26	New Jersey	W118-109	9-3	20	Philadelphia	W110-101	27-26
29	at Indiana	L121-141	9-4	21	at Utah	L97-124	27-27
Dec. 1	at Detroit	L87-94	9-5	23	San Antonio	W90-83	28-27
3	Denver	L100-110	9-6	26	Golden State	W118-116	29-27
5	Atlanta	L97-109	9-7	28	at Denver	W84-81	30-27
7	Utah	L91-96	9-8	Mar. 1	at L.A. Lakers	W105-97	31-27
10	at Portland	W108-106	10-8	3	at Phoenix	L107-112 (OT)	31-28
12	at Golden State	W99-96	11-8	5	Miami	W114-93	32-28
14	San Antonio	L100-107	11-9	7	at Golden State	L100-110	32-29
17	Washington	W100-97	12-9	8	at Sacramento	W109-108	33-29
19	Sacramento	W109-102	13-9	10	Dallas	W116-93	34-29
20	at Charlotte	W99-95	14-9	12	at San Antonio	L98-104	34-30
22	at Orlando	W99-94	15-9	13	Charlotte	W118-100	35-30
23	Dallas	L85-105	15-10	15	Utah	W106-97	36-30
26	at New Jersey	L93-99	15-11	17	L.A. Clippers	W100-92	37-30
27	at Washington	W107-100	16-11	19	Seattle	L91-112	37-31
29	at Milwaukee	L100-110	16-12	21	Sacramento	L97-100	37-32
30	at Cleveland	L89-121	16-13	24	at Seattle	L106-128	37-33
Jan. 2	Detroit	L83-106	16-14	26	at L.A. Clippers	L95-109	37-34
4	at San Antonio	W112-110 (2OT)	17-14	28	at Portland	L95-115	37-35
6	at Atlanta	L97-109	17-15	31	L.A. Lakers	L101-107	37-36
8	at Philadelphia	L104-114	17-16	Apr. 2	Denver	W137-114	38-36
10	at Miami	W111-107 (OT)	18-16	4	Orlando	W110-101	39-36
11	Seattle	W119-115	19-16	7	at San Antonio	W95-92	40-36
14	Denver	W111-94	20-16	9	at Minnesota	W117-102	41-36
16	Golden State	L91-98	20-17	11	Dallas	L92-99	41-37
18	at Utah	L80-108	20-18	14	Portland	W108-96	42-37
21	Milwaukee	W117-107	21-18	15	at Utah	L98-130	42-38
23	L.A. Clippers	W109-96	22-18	17	at Dallas	L106-109	42-39
25	at Chicago	L100-114	22-19	19	Phoenix	L97-100	42-40

# 1992-93 Houston Rockets

(55-27, 1st Midwest)

## Final Statistics

Player	G-S	Min	FGMA	Pct.	3PM-A	Pct.	FTMA	Pct.	Rebounds		A	Avg.	PF-D	S	TO	B	TP	Avg.
									O-D-Tot	Avg.								
Hakeem Olajuwon	82-82	3242	848-1603	529	0-8	0.000	444-570	.779	283-785-1068	13.0	291	3.5	305-5	150	262	342	2140	26.1
Vernon Maxwell	71-68	2251	349-858	407	120-361	.332	164-228	.719	29-192-221	3.1	297	4.2	124-1	86	140	8	982	13.8
Kenny Smith	82-82	2422	387-744	520	96-219	.438	195-222	.878	28-132-86	2.0	446	5.4	110-0	80	163	7	1065	13.0
Otis Thorpe	72-69	2357	385-690	558	0-2	0.000	153-256	.598	219-370-589	8.2	181	2.5	234-3	43	151	19	923	12.8
Robert Horry	79-79	2330	323-682	474	12-47	.255	143-200	.715	113-279-392	5.0	191	2.4	210-1	80	156	83	801	10.1
Carl Herrera	81-12	1800	240-444	541	0-2	0.000	125-176	.710	148-306-454	5.6	61	0.8	190-1	47	92	35	605	7.5
Matt Bullard	79-4	1356	213-494	431	91-243	.374	58-74	.784	66-156-222	2.8	110	1.4	129-0	30	57	11	575	7.3
Eric Floyd	52-10	867	124-305	407	16-56	.286	81-102	.794	14-72-86	1.7	132	2.5	59-0	32	68	6	345	6.6
Scott Brooks	82-0	1516	183-385	475	41-99	.414	112-135	.830	22-77-99	1.2	243	3.0	136-0	79	72	3	519	6.3
Winston Garland	66-4	1004	152-343	443	6-13	.462	81-89	.910	32-76-108	1.6	138	2.1	116-0	39	67	4	391	5.9
Kennard Winchester	39-0	340	61-139	439	4-19	.211	17-22	.773	17-32-49	1.3	13	0.3	40-0	10	15	10	143	3.7
Terry Teagle	2-0	25	2-7	286	0-0	0.000	1-2	.500	0-3-3	1.5	2	1.0	1-0	0	1	0	5	2.5
Mark Acres	6-0	23	2-9	222	1-2	.500	1-2	.500	2-4-6	1.0	0	0.0	2-0	0	2	0	6	1.0
Wayne Rollins	42-0	247	11-41	268	0-2	0.000	9-12	.750	12-48-60	1.4	10	0.2	43-0	6	9	15	31	0.7
ROCKETS	82	19780	3280-6744	486	387-1073	.361	1584-2090	.758	985-2532-3517	42.9	2115	25.8	1699-11	682	1295	543	8531	104.0
OPPONENTS	82	19780	3255-7129	457	242-730	.332	1432-1877	.763	1167-2295-3462	42.2	1965	24.0	1793-22	717	1228	327	8184	99.8

Date	Opponent	Score	Record	Date	Opponent	Score	Record
Nov. 6	Seattle (Yokohama)	L94-111	0-1	Feb. 30	New Jersey	W108-105	24-18
7	Seattle (Yokohama)	L85-89	0-2	2	Indiana	W115-104	25-18
11	Atlanta	W101-82	1-2	3	at Dallas	W119-102	26-18
14	at San Antonio	W93-87	2-2	5	Minnesota	L105-112	26-19
17	Sacramento	W116-109	3-2	8	Washington	L100-106	26-20
19	Cleveland	W99-92	4-2	10	at Philadelphia	W98-90	27-20
21	San Antonio	W103-100	5-2	11	at New York	L95-125	27-21
24	L.A. Clippers	W88-83	6-2	13	at Minnesota	W97-88	28-21
25	at Orlando	L94-107	6-3	16	Philadelphia	W149-111	29-21
27	at Miami	W101-93	7-3	18	Boston	W119-84	30-21
28	Utah	L99-108	7-4	23	at Utah	W105-78	31-21
Dec. 1	at Denver	L105-112	7-5	25	Phoenix	W131-104	32-21
3	L.A. Lakers	L89-95	7-6	27	Denver	W107-102	33-21
5	at Dallas	W117-96	8-6	Mar. 2	at L.A. Clippers	W99-83	34-21
8	Minnesota	W102-94	9-6	3	at Sacramento	W89-86	35-21
11	at Chicago	W110-96	10-6	5	at Dallas	W105-86	36-21
12	at Minnesota	W104-87	11-6	6	Sacramento	W119-102	37-21
15	at Cleveland	L97-124	11-7	9	Miami	W104-94	38-21
17	San Antonio	W121-109	12-7	11	Portland	W104-91	39-21
19	Dallas	W112-93	13-7	13	Utah	W104-95	40-21
22	at Detroit	L84-98	13-8	16	Orlando	W94-93	41-21
23	at Boston	L94-98	13-9	18	at Golden State	W98-85	42-21
26	Denver	W90-82	14-9	19	at Portland	L98-106 (OT)	42-22
29	Golden State	L112-132	14-10	21	Seattle	L89-100	42-23
30	at Phoenix	L110-133	14-11	23	at Charlotte	W111-103	43-23
Jan. 2	at Golden State	L107-113	14-12	25	at Atlanta	L96-106	43-24
3	at Portland	L101-103 (OT)	14-13	26	at Washington	W90-69	44-24
5	Phoenix	L104-106	14-14	28	at Minnesota	L100-101	44-25
7	Portland	L91-113	14-15	Apr. 1	Milwaukee	W121-115	45-25
8	at Denver	L90-115	14-16	3	Golden State	W118-111	46-25
10	Utah	W97-90	15-16	6	L.A. Clippers	W114-101	47-25
12	at L.A. Clippers	W113-103	16-16	8	at Utah	W95-90	48-25
14	Charlotte	W104-102	17-16	10	San Antonio	W98-88	49-25
16	New York	W104-102	18-16	13	L.A. Lakers	W126-107	50-25
18	at L.A. Lakers	W110-90	19-16	14	at Denver	W107-96	51-25
19	at Sacramento	W102-96	20-16	16	at L.A. Lakers	W100-84	52-25
21	Detroit	W126-120	21-16	17	at Seattle	W86-81	53-25
23	at Indiana	W113-100	22-16	19	at Phoenix	W111-97	54-25
24	at New Jersey	L83-100	22-17	22	Minnesota	W112-110 (OT)	55-25
26	at Milwaukee	L86-100	22-18	24	Dallas	L123-128	55-26
28	Chicago	W94-83	23-18	25	at San Antonio	L117-119 (OT)	55-27

# 1993-94 Houston Rockets

(58-24, 1st Midwest, NBA Champions)

## Final Statistics

Player	G-S	Min	FGM-A	Pct.	3PM-A	Pct.	FTM-A	Pct.	Rebounds			PF-D	S	TO	B	TP	Avg.	
									O-D-Tot	Avg.	A							
Hakeem Olajuwon	80-80	3277	894-1694	.528	8-19	.421	388-542	.716	229-726-955	11.9	287	3.6	289-4	128	271	297	2184	27.3
Otis Thorpe	82-82	2909	449-801	.561	0-2	.000	251-382	.657	271-599-870	10.6	189	2.3	253-1	66	185	28	1149	14.0
Vernon Maxwell	75-73	2571	380-976	.389	120-403	.298	143-191	.749	42-187-229	3.1	380	5.1	143-0	125	185	20	1023	13.6
Kenny Smith	78-78	2209	341-711	.480	89-220	.405	135-155	.871	24-114-138	1.8	327	4.2	121-0	59	126	4	906	11.6
Chris Jent	3-0	78	13-26	.500	4-11	.364	1-2	.500	4-11-15	5.0	7	2.3	13-1	0	5	0	31	10.3
Robert Horry	81-81	2370	322-702	.459	44-136	.324	115-157	.732	128-312-440	5.4	231	2.9	186-0	119	137	75	803	9.9
Mario Elie	67-8	1606	208-466	.446	56-167	.335	154-179	.860	28-153-181	2.7	208	3.1	124-0	50	109	8	626	9.3
Sam Cassell	66-6	1122	162-388	.418	26-88	.295	90-107	.841	25-109-134	2.0	192	2.9	136-1	59	94	7	440	6.7
Scott Brooks	73-0	1225	142-289	.491	23-61	.377	74-85	.871	10-92-102	1.4	149	2.0	98-0	51	55	2	381	5.2
Carl Herrera	75-0	1292	142-310	.458	0-0	.000	69-97	.711	101-184-285	3.8	37	0.5	159-0	32	69	26	353	4.7
Larry Robinson	6-0	55	10-20	.500	2-8	.250	3-8	.375	4-6-10	1.7	6	1.0	8-0	7	10	0	25	4.2
Matt Bullard	65-0	725	78-226	.345	50-154	.325	20-26	.769	23-61-84	1.3	64	1.0	67-0	14	28	6	226	3.5
Richard Petruska	22-0	92	20-46	.435	7-15	.467	6-8	.750	9-22-31	1.4	1	0.0	15-0	2	15	3	53	2.4
Earl Cureton	2-0	30	2-8	.250	0-0	.000	0-2	.000	4-8-12	6.0	0	0.0	4-0	0	1	0	4	2.0
Eric Riley	47-2	219	34-70	.486	0-1	.000	20-37	.541	24-35-59	1.3	9	0.2	30-0	5	15	9	88	1.9
ROCKETS	82	19780	3197-6733	.475	429-1285	.334	1469-1978	.743	926-2619-3545	43.2	2087	25.5	1646-7	717	1338	485	8292	101.1
OPPONENTS	82	19780	3152-7166	.440	257-841	.306	1377-1871	.736	1138-2434-3572	43.6	1901	23.2	1743-13	767	1221	312	7938	96.8

Date	Opponent	Score	Record	Date	Opponent	Score	Record
Nov. 5	New Jersey	W110-88	1-0	Feb. 1	at Utah	L88-104	31-11
7	at Portland	W106-92	2-0	3	L.A. Lakers	W99-88	32-11
9	at Golden State	W102-93	3-0	6	Minnesota	W101-90	33-11
11	Minnesota	W107-99	4-0	8	at Milwaukee	L98-106	33-12
13	Phoenix	W99-95	5-0	10	at Detroit	W104-81	34-12
15	at Philadelphia	W88-84	6-0	15	Atlanta	W103-99	35-12
16	at New Jersey	W90-84	7-0	16	at Charlotte	L97-102	35-13
18	at Indiana	W99-83	8-0	19	Phoenix	W106-88	36-13
20	L.A. Clippers	W108-86	9-0	22	Denver	W98-97	37-13
23	Chicago	W100-93	10-0	24	New York	W93-73	38-13
24	at Utah	W95-93 (OT)	11-0	26	Utah	L85-95	38-14
26	at Sacramento	W92-89	12-0	28	at Orlando	L85-89	38-15
27	at L.A. Clippers	W82-80	13-0	Mar. 1	Orlando	W97-85	39-15
30	Milwaukee	W102-91	14-0	5	L.A. Clippers	W124-107	40-15
Dec. 2	at New York	W94-85	15-0	8	at San Antonio	L99-115	40-16
3	at Atlanta	L111-133	15-1	10	Seattle	W87-82	41-16
5	at Cleveland	W99-98	16-1	12	San Antonio	L98-109	41-17
7	Charlotte	W121-102	17-1	13	at Dallas	W100-93	42-17
9	Miami	W115-109 (OT)	18-1	15	Portland	W105-99	43-17
11	Seattle	W82-75	19-1	17	Golden State	W112-99	44-17
14	at Miami	W97-88	20-1	19	Detroit	W106-88	45-17
18	Dallas	W104-93	21-1	21	Washington	W128-112	46-17
21	at San Antonio	W90-88	22-1	22	at Minnesota	L81-83	46-18
23	Denver	L93-106	22-2	24	L.A. Lakers	W113-107	47-18
25	at Phoenix	L91-111	22-3	26	Utah	W98-83	48-18
26	at L.A. Lakers	W118-93	23-3	27	at Phoenix	L98-113	48-19
28	at Seattle	L97-112	23-4	29	at Sacramento	W122-101	49-19
30	at Minnesota	W110-104	24-4	30	at Golden State	W114-104	50-19
Jan. 4	Portland	W106-95	25-4	Apr. 1	at L.A. Lakers	L88-101	50-20
5	at Dallas	W114-102	26-4	3	at L.A. Clippers	W106-98	51-20
8	Philadelphia	W100-93	27-4	7	Golden State	W134-102	52-20
10	at Orlando	L110-115	27-5	9	San Antonio	W100-89	53-20
12	at Boston	W94-84	28-5	10	at Denver	W93-92	54-20
13	at Washington	L102-120	28-6	12	Minnesota	W98-89	55-20
15	at Chicago	L76-82	28-7	14	Sacramento	W104-99	56-20
18	Boston	L83-95	28-8	16	at Seattle	L97-100	56-21
20	at Denver	L106-111 (2OT)	28-9	17	at Portland	W119-110	57-21
22	Utah	W106-101	29-9	19	at San Antonio	L80-90	57-22
25	Cleveland	W96-93	30-9	21	Dallas	W126-100	58-22
27	Sacramento	W113-97	31-9	22	at Dallas	L95-107	58-23
29	Indiana	L108-119	31-10	24	Denver	L107-115	58-24

# 1994-95 Houston Rockets

## (47-35, 3rd Midwest, NBA Champions)

### Final Statistics

Player	G-S	Min	FGM-A	Pct.	3PM-A	Pct.	FTM-A	Pct.	Rebounds		PF-D	S	TO	B	TP	Avg.		
									O-D-Tot	Avg.								
Hakeem Olajuwon	72-72	2853	798-1545	.517	3-16	.188	406-537	.756	172-603-775	10.8	255	3.5	250-3	133	237	242	2005	27.8
Clyde Drexler (TOT)	76-75	2728	571-1238	.461	147-408	.360	364-442	.824	152-328-480	6.3	362	4.8	206-1	136	186	45	1653	21.8
Clyde Drexler (HOU)	35-34	1300	266-526	.506	60-168	.357	157-194	.809	68-178-246	7.0	174	4.4	89-1	62	89	23	749	21.4
Vernon Maxwell	64-54	2038	306-777	.394	143-441	.324	99-144	.688	18-146-164	2.6	274	4.3	157-1	75	137	13	854	13.3
Otis Thorpe	36-35	1188	206-366	.563	0-3	0.000	67-127	.528	113-209-322	8.9	58	1.6	102-1	22	76	13	479	13.3
Kenny Smith	81-81	2030	287-593	.484	142-331	.429	126-148	.851	27-128-155	1.9	323	4.0	109-1	71	123	10	842	10.4
Robert Horry	64-61	2074	240-537	.447	86-227	.379	86-113	.761	81-243-324	5.1	216	3.4	161-0	94	122	76	652	10.2
Sam Cassell	82-1	1882	253-593	.427	63-191	.330	214-254	.843	38-173-211	2.6	405	4.9	209-3	94	167	14	783	9.5
Mario Elie	81-13	1896	243-487	.499	80-201	.398	144-171	.842	50-146-196	2.4	189	2.3	158-0	65	104	12	710	8.8
Carl Herrera	61-26	1331	171-327	.523	0-2	0.000	73-117	.624	98-180-278	4.6	44	0.7	136-0	40	71	38	415	6.8
Chucky Brown	41-14	814	105-174	.603	1-3	.333	38-62	.613	64-125-189	4.6	30	0.7	105-0	11	29	14	249	6.1
Pete Chilcatt	68-17	1347	146-328	.445	35-86	.407	31-42	.738	106-211-317	4.7	66	1.0	117-0	25	61	43	358	5.3
Tracy Murray (TOT)	54-3	516	95-233	.408	35-86	.407	33-42	.786	20-39-59	1.1	19	0.4	73-0	14	35	4	258	4.8
Tracy Murray (HOU)	25-0	203	32-80	.400	19-45	.422	5-8	.625	2-20-22	0.9	5	0.2	31-0	7	15	3	86	3.5
Scott Brooks	28-0	186	35-65	.538	8-17	.471	18-21	.857	1-12-13	0.5	22	0.8	14-0	8	14	1	96	3.4
Tim Breaux	42-2	340	45-121	.372	6-25	.240	32-49	.653	16-18-34	0.8	15	0.4	25-0	11	16	4	128	3.0
Zan Tabak	37-0	182	24-53	.453	0-1	0.000	27-44	.614	23-34-57	1.5	4	0.1	37-0	2	18	7	75	2.0
Charles Jones	3-0	36	1-3	.333	0-0	0.000	1-2	.500	2-5-7	2.3	0	0.0	8-0	0	0	1	3	1.0
Adrian Caldwell	7-0	30	1-4	.250	0-0	0.000	3-6	.500	1-9-10	1.4	0	0.0	6-0	1	1	0	5	0.7
ROCKETS	82	19730	3159-6579	.480	646-1757	.368	1527-2039	.749	880-2440-3320	40.5	2060	25.1	1714-10	721	1322	514	8491	103.5
OPPONENTS	82	19730	3202-7061	.453	506-1345	.376	1407-1874	.751	1165-2386-3551	43.3	1940	23.7	1779-12	744	1274	365	8317	101.4

Date	Opponent	Score	Record	Date	Opponent	Score	Record
Nov. 4	New Jersey	W90-86	1-0	Feb. 2	Utah	W121-101	27-15
5	at Minnesota	W115-85	2-0	5	at Phoenix	W124-100	28-15
8	at Cleveland	W100-98	3-0	6	at Portland	L82-120	28-16
9	at Indiana	W109-104	4-0	8	at Sacramento	W97-86	29-16
11	at Boston	W102-82	5-0	9	at L.A. Clippers	L107-122	29-17
12	at New Jersey	W100-84	6-0	14	L.A. Clippers	W124-104	30-17
15	Sacramento	W105-99	7-0	16	at Charlotte	W105-89	31-17
17	Chicago	W106-83	8-0	17	at Washington	W109-92	32-17
19	at Denver	W109-101	9-0	19	at New York	L117-122	32-18
22	Portland	L94-102	9-1	21	San Antonio	L97-98	32-19
23	at Orlando	L94-117	9-2	23	Detroit	W110-99	33-19
26	Seattle	L94-98	9-3	25	Golden State	W112-105	34-19
29	Denver	W96-81	10-3	27	Cleveland	W86-78	35-19
Dec. 1	at Golden State	W113-109	11-3	28	at Dallas	L101-102	35-20
2	at L.A. Lakers	L89-107	11-4	Mar. 2	Orlando	L96-107	35-21
6	at Seattle	L90-103	11-5	3	at Minnesota	L105-108	35-22
8	Charlotte	W101-95	12-5	5	at San Antonio	L103-124	35-23
10	San Antonio	L96-108	12-6	7	Phoenix	L102-113	35-24
13	Washington	W93-85	13-6	11	Dallas	W109-102	36-24
15	L.A. Lakers	L94-97	13-7	13	at Atlanta	W97-86	37-24
17	Boston	L109-112	13-8	14	at Philadelphia	W136-107	38-24
22	Phoenix	W114-106	14-8	16	Minnesota	W104-97	39-24
23	at San Antonio	L96-98	14-9	19	Philadelphia	W114-103	40-24
26	at Miami	W101-88	15-9	21	Seattle	L102-104	40-25
27	Atlanta	W105-93	16-9	23	Utah	L104-112	40-26
29	Golden State	W126-124	17-9	24	at Phoenix	W99-97	41-26
30	at Utah	W111-103	18-9	26	at L.A. Lakers	L96-107	41-27
Jan. 3	at Dallas	W110-98	19-9	28	L.A. Lakers	L96-106	41-28
5	Dallas	W108-99	20-9	30	at L.A. Clippers	W108-96	42-28
7	Indiana	L83-88	20-10	Apr. 1	Milwaukee	L87-93	42-29
11	Miami	W108-97	21-10	4	at Sacramento	L105-109	42-30
13	San Antonio	W103-100	22-10	6	at Golden State	W110-102	43-30
14	at Denver	L104-118	22-11	7	at Portland	L109-127	43-31
16	at Minnesota	L75-94	22-12	9	at Denver	W123-120	44-31
19	New York	L77-93	22-13	11	Dallas	L147-156 (2OT)	44-32
20	at Detroit	W106-96	23-13	13	Portland	W112-99	45-32
22	at Chicago	L81-100	23-14	15	Sacramento	W98-84	46-32
24	at Milwaukee	W115-99	24-14	17	L.A. Clippers	W121-111	47-32
26	at San Antonio	L100-103	24-15	19	at Utah	L96-115	47-33
28	Minnesota	W114-93	25-15	20	at Seattle	L101-111	47-34
31	Denver	W86-74	26-15	23	Utah	L97-103	47-35

# 1995-96 Houston Rockets

(48-34, 3rd Midwest)

## Final Statistics

Player	G-S	Min	FGM-A	Pct.	3PM-A	Pct.	FTM-A	Pct.	Rebounds			PF-D	S	TO	B	TP	Avg.	
									O-D-Tot	Avg.	A Avg.							
Hakeem Olajuwon	72-72	2797	768-1494	.514	3-14	.214	397-548	.724	176-608-784	10.9	257	3.6	242-0	113	247	207	1936	26.9
Clyde Drexler	52-51	1997	331-764	.433	78-235	.332	265-338	.784	97-276-373	7.2	302	5.8	153-0	105	134	24	1005	19.3
Sam Cassell	61-0	1682	289-658	.439	73-210	.348	235-285	.825	51-137-188	3.1	278	4.6	166-2	53	157	4	886	14.5
Robert Horry	71-71	2634	300-732	.410	142-388	.366	111-143	.776	97-315-412	5.8	281	4.0	197-3	116	160	109	853	12.0
Tracy Moore	8-2	190	30-76	.395	13-30	.433	18-19	.947	10-12-22	2.8	6	0.8	16-0	2	8	0	91	11.4
Mario Elie	45-16	1385	180-357	.504	41-127	.323	98-115	.852	47-108-155	3.4	138	3.1	93-0	45	59	11	499	11.1
Sam Mack	31-20	868	121-287	.422	54-135	.400	39-46	.848	18-80-98	3.2	79	2.5	75-0	22	28	9	335	10.8
Mark Bryant	71-9	1587	242-446	.543	0-2	.000	127-177	.718	131-220-351	4.9	52	0.7	234-4	31	85	19	611	8.6
Chucky Brown	82-82	2019	300-555	.541	1-8	.125	104-150	.693	134-307-441	5.4	89	1.1	163-0	47	94	38	705	8.6
Kenny Smith	68-56	1617	201-464	.433	91-238	.382	87-106	.821	21-75-96	1.4	245	3.6	116-1	47	100	3	580	8.5
Eldridge Recasner	63-27	1275	149-359	.415	81-191	.424	57-66	.864	31-113-144	2.3	170	2.7	111-1	23	61	5	436	6.9
Henry James	7-0	58	10-24	.417	5-15	.333	5-5	1.000	3-3-6	0.9	2	0.3	13-0	0	4	0	30	4.3
Melvin Booker	11-0	131	16-50	.320	3-19	.158	9-11	.818	1-8-9	0.8	21	1.9	18-0	5	12	1	44	4.0
Tim Breaux	54-4	570	59-161	.366	15-46	.326	28-45	.622	22-38-60	1.1	24	0.4	42-0	11	30	8	161	3.0
Pete Chilcutt	74-0	651	73-179	.408	37-98	.378	17-26	.654	51-105-156	2.1	26	0.4	65-0	19	22	14	200	2.7
Alvin Heggis	4-0	14	3-5	.600	0-0	—	2-3	.667	1-1-2	0.5	0	0.0	0-0	0	0	0	8	2.0
Jaren Jackson	4-0	33	0-8	.000	0-5	.000	8-10	.800	0-3-3	0.8	0	0.0	5-0	1	0	0	8	2.0
Charles Jones	46-0	297	6-19	.316	0-0	—	4-13	.308	28-46-74	1.6	12	0.3	44-0	5	3	24	16	0.3
ROCKETS	82	19805	3078-6638	.464	637-1761	.362	1611-2106	.765	919-2455-3374	41.1	1982	24.2	1753-11	645	1245	476	8404	102.5
OPPONENTS	82	19805	3178-6910	.460	482-1344	.359	1423-2012	.707	1126-2499-3625	44.2	1945	23.7	1847-14	670	1224	400	8261	100.7

Date	Opponent	Score	Record	Date	Opponent	Score	Record
Nov. 3	Golden State	W110-92	1-0	24	at New Jersey	W98-89	28-14
5	at Phoenix	W106-104	2-0	25	at Washington	L85-120	28-15
7	Milwaukee	W106-89	3-0	27	Detroit	W105-85	29-15
8	at Miami	L82-89	3-1	30	Chicago	L87-98	29-16
11	Minnesota	W119-97	4-1	Feb. 1	at Charlotte	W116-111	30-16
15	at Toronto	W96-93	5-1	3	Seattle	L103-104 (OT)	30-17
16	at Milwaukee	W115-87	6-1	6	at Seattle	L94-99	30-18
18	Denver	W101-97	7-1	7	at L.A. Clippers	W110-102	31-18
20	at Boston	W98-93	8-1	13	Dallas	W121-106	32-18
22	at Philadelphia	W115-106	9-1	15	San Antonio	W112-108	33-18
23	at Indiana	W115-108	10-1	18	at San Antonio	L79-93	33-19
25	at New York	L88-103	10-2	19	Sacramento	W118-111 (OT)	34-19
26	at Detroit	L100-102	10-3	21	at Minnesota	L101-120	34-20
28	L.A. Clippers	W116-103	11-3	22	at Cleveland	W86-80	35-20
30	Utah	L105-112	11-4	24	L.A. Lakers	W96-94	36-20
Dec. 2	Charlotte	W113-98	12-4	27	Toronto	W105-100	37-20
5	at Utah	W103-100	13-4	29	Philadelphia	W109-95	38-20
6	L.A. Lakers	W112-99	14-4	Mar. 3	at L.A. Lakers	W111-107	39-20
8	Washington	W113-107	15-4	5	at Portland	W100-93	40-20
10	at Portland	L101-103 (2OT)	15-5	7	at Golden State	L86-95	40-21
12	at Sacramento	W133-93	16-5	8	at Utah	L89-109	40-22
13	at Vancouver	W100-89	17-5	10	at Vancouver	W95-89	41-22
15	Sacramento	L110-114	17-6	14	Atlanta	W114-106	42-22
19	Phoenix	W103-96	18-6	16	Miami	L97-121	42-23
21	Portland	W91-86	19-6	19	Golden State	L102-105 (OT)	42-24
23	at San Antonio	L95-110	19-7	21	Cleveland	L85-98	42-25
25	at Orlando	L90-92	19-8	23	Minnesota	L103-108	42-26
26	Vancouver	W100-84	20-8	26	New York	L74-83	42-27
28	New Jersey	W97-82	21-8	27	at Dallas	L114-117	42-28
30	at Dallas	W105-102	22-8	30	Portland	L94-109	42-29
Jan. 2	at Minnesota	W105-100	23-8	Apr. 2	at Golden State	W112-106	43-29
3	at Chicago	L86-100	23-9	3	at Seattle	L103-118	43-30
6	Indiana	W99-87	24-9	5	at Sacramento	L91-96	43-31
9	San Antonio	L82-88	24-10	7	at Denver	L105-111	43-32
12	at L.A. Lakers	L100-101	24-11	9	Vancouver	W90-84	44-32
13	at L.A. Clippers	W115-104	25-11	11	Denver	W113-109	45-32
15	Utah	W107-99	26-11	13	Dallas	W112-111	46-32
17	at Denver	W120-112	27-11	15	Seattle	L106-112	46-33
18	Boston	L106-108	27-12	16	at Phoenix	L100-111	46-34
21	Orlando	L96-97	27-13	18	L.A. Clippers	W115-107	47-34
22	at Atlanta	L96-105	27-14	21	Phoenix	W118-110	48-34

# 1996-97 Houston Rockets

(57-25, 2nd Midwest)

## Final Statistics

Player	G-S	Min	FGM-A	Pct.	3PM-A	Pct.	FTM-A	Pct.	Rebounds										
									O-D-Tot	Avg.	A	Avg.	PF-D	S	TO	B	TP	Avg.	
Hakeem Olajuwon	78-78	2852	727-1426	.510	5-16	.313	351-446	.787	173-543-716	9.2	236	3.0	249-3	117	281	173	1810	23.2	
Charles Barkley	53-53	2009	335-692	.484	58-205	.283	288-415	.694	212-504-716	13.5	248	4.7	153-2	69	151	25	1016	19.2	
Clyde Drexler	62-62	2271	397-899	.442	119-335	.355	201-268	.750	118-255-373	6.0	354	5.7	151-0	119	156	36	1114	18.0	
Mario Elie	78-77	2687	291-585	.497	120-286	.420	207-231	.896	60-175-235	3.0	310	4.0	200-2	92	135	12	909	11.7	
Kevin Willis	75-32	1964	350-728	.481	2-14	.143	140-202	.693	146-415-561	7.5	71	0.9	216-1	42	119	32	842	11.2	
Matt Maloney	82-82	2386	271-615	.441	154-381	.404	71-93	.763	19-141-160	2.0	303	3.7	125-0	82	122	1	767	9.4	
Eddie Johnson (TOT)	52-2	913	160-362	.442	49-131	.374	55-68	.809	27-111-138	2.7	52	1.0	81-0	15	47	2	424	8.2	
Eddie Johnson (HOU)	24-2	607	101-226	.447	40-103	.388	35-41	.854	24-74-98	4.1	35	1.5	48-0	10	30	1	277	11.5	
Sam Mack	52-10	904	105-262	.401	47-142	.331	35-42	.833	20-86-106	2.0	58	1.1	67-0	29	42	6	292	5.6	
Brent Price	25-0	390	44-105	.419	17-53	.321	21-21	1.000	10-19-29	1.2	65	2.6	34-0	17	32	0	126	5.0	
Emanuel Davis	13-0	230	24-54	.444	12-27	.444	5-8	.625	2-20-22	1.7	26	2.0	20-0	9	17	2	65	5.0	
Othella Harrington	57-1	860	112-204	.549	0-3	.000	49-81	.605	75-123-198	3.5	18	0.3	112-2	12	57	22	273	4.8	
Matt Bullard	71-12	1025	114-284	.401	67-183	.366	25-34	.735	13-104-177	1.6	67	0.9	68-0	21	38	18	320	4.5	
Randy Livingston	64-0	981	100-229	.437	9-22	.409	42-65	.646	32-62-94	1.5	155	2.4	107-0	39	102	12	951	3.9	
Tracy Moore	27-1	237	33-85	.388	11-43	.256	22-31	.710	11-15-26	1.0	20	0.7	19-0	5	14	0	29	3.7	
Sedale Threatt	21-0	334	28-74	.378	8-20	.400	6-8	.750	5-19-24	1.1	40	1.9	29-0	15	13	3	70	3.3	
Elmer Bennett	4-0	16	2-6	.333	1-3	.333	5-6	.833	0-1-1	0.3	4	1.0	1-0	2	0	0	10	2.5	
Joe Stephens	2-0	9	1-5	.200	1-3	.333	0-0	—	2-1-3	1.5	0	0.0	3-0	3	3	0	3	1.5	
Charles Jones	12-0	93	2-5	.400	0-0	—	0-0	—	5-8-13	1.1	3	0.3	8-0	2	0	4	4	0.3	
ROCKETS	82	19855	3037-6484	.468	671-1839	.365	1503-1992	.755	927-2565-3492	42.6	2013	24.5	1610-10	685	1365	347	8248	100.6	
OPPONENTS	82	19855	3030-6845	.443	519-1547	.335	1302-1785	.729	1029-2332-3361	41.0	1835	22.4	1735-17	731	1172	365	7881	96.1	

Date	Opponent	Score	Record	Date	Opponent	Score	Record
Nov. 1	Sacramento	W96-85	1-0	23	New Jersey	W111-104	32-10
2	at Phoenix	W110-95	2-0	25	Utah	L100-105 (OT)	32-11
4	at Utah	W75-72	3-0	30	Denver	L109-113	32-12
5	at Sacramento	W102-80	4-0	31	at Indiana	L74-100	32-13
7	at Denver	W110-108 (OT)	5-0	Feb. 2	at Orlando	L90-103	32-14
9	Utah	W91-85	6-0	4	at New York	L95-99	32-15
12	L.A. Lakers	L115-126 (2OT)	6-1	6	at Detroit	L87-96	32-16
14	Indiana	W90-88	7-1	11	Vancouver	W106-97	33-16
16	Golden State	W115-103	8-1	14	at Seattle	L85-105	33-17
19	Minnesota	W122-93	9-1	15	at Portland	L105-109	33-18
21	Phoenix	W115-105	10-1	17	Atlanta	W127-98	34-18
23	at Golden State	W120-115 (OT)	11-1	20	Toronto	W107-97	35-18
24	at L.A. Lakers	W90-85	12-1	21	at Atlanta	L74-76	35-19
26	Portland	W102-101 (OT)	13-1	23	San Antonio	W95-85	36-19
29	at Boston	W120-94	14-1	25	L.A. Lakers	W100-96	37-19
30	at Washington	W103-99	15-1	27	Charlotte	L95-106	37-20
Dec. 2	at Toronto	L89-100	15-2	Mar. 1	Dallas	W89-80	38-20
4	Boston	W94-89	16-2	4	at L.A. Clippers	W113-109	39-20
7	Philadelphia	W123-108	17-2	5	at Golden State	W90-85	40-20
10	at Minnesota	W96-94	18-2	7	at L.A. Lakers	W111-90	41-20
12	Detroit	W115-96	19-2	9	at Dallas	W88-83	42-20
14	at Seattle	W109-100	20-2	11	at San Antonio	W103-79	43-20
15	at Portland	W99-89	21-2	12	Orlando	L95-96	43-21
17	at Vancouver	L92-93	21-3	16	at Miami	L80-101	43-22
19	San Antonio	L101-115	21-4	18	at New Jersey	W97-89	44-22
21	Miami	L66-86	21-5	20	Washington	W96-90	45-22
23	Milwaukee	L76-81	21-6	22	Phoenix	L99-104	45-23
26	at Milwaukee	W101-90	22-6	25	Minnesota	W112-103	46-23
28	Golden State	W104-95	23-6	27	Cleveland	W107-89	47-23
30	Seattle	W99-91	24-6	29	Denver	W120-105	48-23
Jan. 2	Portland	L96-112	24-7	Apr. 1	at Denver	W116-99	49-23
4	L.A. Clippers	L91-95	24-8	2	at Phoenix	L96-109	49-24
7	at Minnesota	W104-95	25-8	4	at Sacramento	W108-94	50-24
8	at Cleveland	W81-78	26-8	6	at Vancouver	W94-85	51-24
10	at Philadelphia	W120-99	27-8	8	at L.A. Clippers	W127-117	52-24
11	at Chicago	L86-110	27-9	10	Vancouver	W102-94	53-24
14	New York	W106-86	28-9	11	at Utah	L83-104	53-25
16	Sacramento	W89-80	29-9	13	Seattle	W113-73	54-25
17	at Dallas	W88-78	30-9	15	L.A. Clippers	W123-119	55-25
19	Chicago	W102-86	31-9	18	Dallas	W112-102 (OT)	56-25
21	at Charlotte	L108-114	31-10	20	at San Antonio	W103-99	57-25

History

# 1997-98 Houston Rockets

(41-41, 4th Midwest)

## Final Statistics

Player	G-S	Min	FG-A	Pct.	3PM-A	Pct.	FTM-A	Pct.	Rebounds			PF-D	S	TO	B	TP	Avg.	
									O-D-Tot	Avg.	A Avg.							
Clyde Drexler	70-70	2473	452-1059	.427	106-334	.317	277-346	.801	105-241-346	4.9	382	5.5	193-0	126	189	42	1287	18.4
Hakeem Olajuwon	47-45	1633	306-633	.483	0-3	.000	160-212	.755	116-344-460	9.8	143	3.0	152-0	84	126	96	772	16.4
Kevin Willis	81-74	2528	531-1041	.510	1-7	.143	242-305	.793	232-447-679	8.4	78	1.0	235-1	55	170	38	1305	16.1
Charles Barkley	68-41	2243	361-744	.485	18-84	.214	296-397	.746	241-553-794	11.7	217	3.2	187-2	71	147	28	1036	15.2
Matt Maloney	78-78	2217	239-586	.408	126-346	.364	65-78	.833	16-126-142	1.8	219	2.8	99-0	62	107	5	669	8.6
Eddie Johnson	75-1	1490	227-544	.417	66-198	.333	113-136	.831	50-103-153	2.0	88	1.2	89-0	32	62	3	633	8.4
Mario Elie	73-59	1988	206-456	.452	55-189	.291	145-174	.833	39-117-156	2.1	221	3.0	115-0	81	100	8	612	8.4
Matt Bullard	67-24	1190	175-389	.450	96-231	.416	20-27	.741	25-121-146	2.2	60	0.9	104-0	31	39	24	466	7.0
Othella Harrington	58-3	903	129-266	.485	0-1	.000	92-122	.754	73-134-207	3.6	24	0.4	112-1	10	47	27	350	6.0
Rodrick Rhodes	58-13	1070	112-305	.367	2-8	.250	111-180	.617	28-42-70	1.2	110	1.9	125-0	62	97	10	337	5.8
Brent Price	72-2	1332	128-310	.413	73-187	.390	77-98	.786	37-70-107	1.5	192	2.7	163-3	52	111	4	406	5.6
Emanuel Davis	45-0	599	63-142	.444	27-72	.375	31-37	.838	10-37-47	1.0	59	1.3	55-0	17	52	3	184	4.1
Joe Stephens	7-0	37	10-28	.357	3-10	.300	4-6	.667	3-3-6	0.9	1	0.1	2-0	2	2	0	27	3.9
Charles Jones	24-0	127	7-10	.700	0-0	.000	1-2	.500	12-12-24	1.0	5	0.2	22-0	1	4	6	15	0.6
ROCKETS	82	19830	2946-6513	.452	573-1670	.343	1634-2120	.771	987-2350-3337	40.7	1799	22.0	1653-7	686	1298	294	8099	98.8
OPPONENTS	82	19830	3173-6769	.469	409-1120	.365	1406-1891	.744	1041-2326-3367	41.1	1914	23.2	1747-11	732	1170	365	8161	99.5

Date	Opponent	Score	Record	Date	Opponent	Score	Record
Oct. 31	Cleveland	W94-86	1-0	29	Orlando	L88-95	20-22
Nov. 2	at Sacramento	W93-77	2-0	31	at Philadelphia	W102-86	21-22
4	at Seattle	L94-118	2-1	Feb. 1	at Boston	L96-107	21-23
5	at L.A. Clippers	W124-110	3-1	3	Vancouver	W110-97	22-23
7	Portland	L85-86	3-2	5	at Detroit	L92-104	22-24
12	Philadelphia	L100-114	3-3	10	Seattle	W97-83	23-24
14	L.A. Lakers	L103-113 (2OT)	3-4	12	at Vancouver	W112-103	24-24
16	at Phoenix	L94-96	3-5	13	at Portland	L81-105	24-25
18	New York	W95-84	4-5	15	at L.A. Lakers	W90-88	25-25
20	Toronto	W127-97	5-5	16	at L.A. Clippers	W121-99	26-25
22	Golden State	W90-84	6-5	19	Detroit	W100-90	27-25
28	at Portland	W98-89	7-5	20	at Minnesota	L95-100 (OT)	27-26
29	at Golden State	W107-100	8-5	22	at New York	L74-92	27-27
Dec. 2	Denver	W112-101	9-5	24	at Washington	L112-124	27-28
4	Atlanta	W94-87	10-5	26	Minnesota	W118-98	28-28
6	Dallas (Mexico City)	W108-106	11-5	Mar. 1	Utah	L100-106	28-29
9	San Antonio	W108-78	12-5	3	L.A. Clippers	W107-97	29-29
12	at L.A. Lakers	L102-119	12-6	5	Miami	L93-117	29-30
14	at Vancouver	L105-110	12-7	7	at Phoenix	W108-89	30-30
16	Vancouver	W118-91	13-7	9	at Utah	L93-100	30-31
19	Sacramento	W116-98	14-7	10	Dallas	W97-91	31-31
20	at San Antonio	L87-100	14-8	12	New Jersey	W115-104	32-31
22	L.A. Lakers	L83-94	14-9	14	Sacramento	W89-86	33-31
25	at Utah	L103-107	14-10	17	Milwaukee	W96-91	34-31
27	Washington	W111-101	15-10	19	Boston	W105-96	35-31
29	Charlotte	L101-120	15-11	21	at Dallas	W103-95	36-31
Jan. 2	at Denver	W116-115 (OT)	16-11	24	at Milwaukee	L108-118	36-32
3	Portland	L95-97	16-12	25	at Indiana	W86-81	37-32
5	at Toronto	W120-96	17-12	27	at Orlando	L75-100	37-33
6	at Cleveland	L70-100	17-13	29	at Miami	L77-109	37-34
8	Indiana	L80-87	17-14	31	Phoenix	L86-97	37-35
10	Utah	L84-111	17-15	Apr. 2	Golden State	L94-104	37-36
13	Dallas	W100-87	18-15	3	at Atlanta	L87-107	37-37
16	Minnesota	L115-116 (OT)	18-16	5	Chicago	L94-109	37-38
18	at Chicago	L100-106	18-17	7	at Denver	W104-87	38-38
19	Seattle	L80-114	18-18	9	at Golden State	W93-89	39-38
21	at New Jersey	L112-117 (OT)	18-19	10	at Sacramento	W97-85	40-38
22	at Charlotte	L86-93	18-20	12	at Seattle	L95-103	40-39
24	San Antonio	W112-87	19-20	14	Denver	W94-88	41-39
26	at San Antonio	L90-115	19-21	17	at Minnesota	L95-102	41-40
27	L.A. Clippers	W115-109	20-21	19	Phoenix	L93-123	41-41

# 1998-99 Houston Rockets

(31-19, 3rd Midwest)

## Final Statistics

Player	G-S	Min	FGM-A	Pct.	3PM-A	Pct.	FTM-A	Pct.	Rebounds		PF-D	S	TO	B	TP	Avg.		
									O-D-Tot	Avg.								
Hakeem Olajuwon	50-50	1784	373-725	.514	4-13	.308	195-272	.717	106-372-478	9.6	88	1.8	160-3	82	139	123	945	18.9
Charles Barkley	42-40	1526	240-502	.478	4-25	.160	192-267	.719	167-349-516	12.3	192	4.6	89-0	43	100	13	676	16.1
Scottie Pippen	50-50	2011	261-604	.432	72-212	.340	132-183	.721	63-260-323	6.5	293	5.9	118-0	98	159	37	726	14.5
Michael Dickerson	50-50	1558	215-462	.465	71-164	.433	46-72	.639	26-57-83	1.7	95	1.9	90-0	27	66	11	547	10.9
Sam Mack (TOT)	44-15	1083	167-384	.435	87-219	.397	51-58	.879	14-81-95	2.2	55	1.3	94-1	35	33	4	472	10.7
Sam Mack (HOU)	25-0	506	81-172	.471	45-111	.405	23-28	.821	7-35-42	1.7	32	1.3	41-0	15	13	3	230	9.2
Cuttino Mobley	49-37	1456	172-405	.425	53-148	.358	90-110	.818	22-89-111	2.3	121	2.5	98-0	44	79	23	487	9.9
Othella Harrington	41-10	903	156-304	.513	0-0	—	88-122	.721	72-174-246	6.0	15	0.4	103-0	6	61	25	400	9.8
Brent Price	40-6	806	100-207	.483	46-112	.411	46-61	.754	18-60-78	2.0	113	2.8	90-0	33	65	1	292	7.3
Eddie Johnson	3-0	18	6-13	.462	0-1	.000	0-0	—	0-2-2	0.7	1	0.3	3-0	0	2	0	12	4.0
Bryce Drew	34-0	441	47-129	.364	16-49	.327	8-8	1.000	3-29-32	0.9	52	1.5	61-2	12	31	4	118	3.5
Rodrick Rhodes	3-0	33	2-8	.250	0-0	—	5-6	.833	2-2-4	1.3	1	0.3	5-0	1	5	0	9	3.0
Matt Bullard	41-0	413	43-114	.377	24-62	.387	7-10	.700	9-33-42	1.0	18	0.4	28-0	13	14	4	117	2.9
Antoine Carr	18-0	152	21-52	.404	0-1	.000	5-7	.714	9-22-31	1.7	9	0.5	31-0	1	9	10	47	2.6
Anthony Miller	29-0	249	28-60	.467	0-1	.000	14-22	.636	26-41-67	2.3	7	0.2	34-0	7	9	5	70	2.4
Stanley Roberts	6-0	33	5-13	.385	0-0	—	4-8	.500	4-7-11	1.8	0	0.0	2-0	0	4	1	14	2.3
Matt Maloney	15-7	186	5-28	.179	1-15	.067	10-11	.909	2-8-10	0.7	21	1.4	7-0	4	14	0	21	1.4
ROCKETS	50	12075	1755-3798	.462	336-914	.368	865-1187	.729	536-1540-2076	41.5	1058	21.2	960-5	386	812	260	4711	94.2
OPPONENTS	50	12075	1793-4136	.434	230-645	.357	779-1062	.734	664-1391-2055	41.1	1034	20.7	1030-2	441	653	245	4595	91.9

Date	Opponent	Score	Record	Date	Opponent	Score	Record
Feb. 5	at L.A. Lakers	L91-99	0-1	22	Sacramento	W110-100	17-9
6	at Golden State	W86-84	1-1	24	at Dallas	W88-78	18-9
8	Denver	W99-80	2-1	25	Toronto	W113-104	19-9
10	Sacramento	W92-82	3-1	27	at Golden State	W87-86	20-9
11	at Dallas	W105-95	4-1	28	at Sacramento	W107-93	21-9
16	Phoenix	W109-92	5-1	30	at L.A. Clippers	W104-95	22-9
17	at Minnesota	L102-116	5-2	Apr. 1	at Utah	L87-88	22-10
18	at New Jersey	W93-92 (OT)	6-2	4	at Seattle	L84-101	22-11
20	at Miami	L71-81	6-3	6	Golden State	W111-74	23-11
21	at Orlando	L83-109	6-4	8	San Antonio	L83-92	23-12
23	Seattle	W98-86	7-4	11	at Utah	L76-85	23-13
25	Atlanta	L87-93	7-5	12	at Minnesota	W95-90	24-13
27	at Vancouver	W86-74	8-5	14	Vancouver	W102-85	25-13
28	at L.A. Lakers	L90-106	8-6	15	Portland	W86-76	26-13
Mar. 2	San Antonio	L82-99	8-7	18	at San Antonio	L83-86	26-14
4	L.A. Clippers	W96-77	9-7	19	Seattle	W120-113	27-14
6	at Vancouver	W107-92	10-7	21	Dallas	L95-109	27-15
7	at Portland	L71-111	10-8	23	at L.A. Clippers	L101-106 (OT)	27-16
9	Denver	W84-75	11-8	25	at Phoenix	L71-95	27-17
11	Vancouver	W102-91	12-8	26	L.A. Lakers	W102-80	28-17
13	Cleveland	W100-89	13-8	29	Dallas	L81-91	28-18
14	at Phoenix	L90-104	13-9	30	Utah	L78-91	28-19
16	Portland	W101-93	14-9	May 2	L.A. Clippers	W110-84	29-19
17	at Denver	W114-109	15-9	4	Minnesota	W100-83	30-19
20	Phoenix	W103-93 (OT)	16-9	5	at Denver	W95-88	31-19



# 1999-00 Houston Rockets

(34-48, 6th Midwest)

## Final Statistics

Player	G-S	Min	FG-M	Pct.	3PM-A	Pct.	FTM-A	Pct.	Rebounds			PF-D	S	TO	B	TP	Avg.		
									O-D-Tot	Avg.	A								
Steve Francis	77-77	2776	497-1117	.445	107-310	.345	287-365	.786	152-257	409	5.3	507	6.6	231-2	118	306	29	1388	18.0
Cuttino Mobley	81-8	2496	437-1016	.430	104-292	.356	299-353	.847	59-229	288	3.6	208	2.6	171-0	87	186	32	1277	15.8
Charles Barkley	20-18	620	106-222	.477	6-26	.231	71-110	.645	71-138	209	10.5	63	3.2	48-0	14	44	4	289	14.5
Shandon Anderson	82-82	2700	368-778	.473	79-225	.351	194-253	.767	91-293	384	4.7	239	2.9	182-0	96	194	32	1009	12.3
Walt Williams	76-66	1859	312-681	.458	102-261	.391	101-123	.821	69-237	306	4.0	157	2.1	190-2	49	113	44	827	10.9
Hakeem Olajuwon	44-28	1049	193-421	.458	0-2	.000	69-112	.616	65-209	274	6.2	61	1.4	88-0	41	73	70	455	10.3
Kelvin Cato	65-32	1581	216-402	.537	0-4	.000	135-208	.649	102-287	389	6.0	26	0.4	175-1	33	71	124	567	8.7
Kenny Thomas	72-29	1797	212-531	.399	32-122	.262	138-209	.660	147-290	437	6.1	113	1.6	167-0	54	112	22	594	8.3
Carlos Rogers	53-15	1101	170-324	.525	1-14	.071	81-137	.591	98-177	275	5.2	42	0.8	77-0	14	63	34	422	8.0
"Moochie" Norris	30-0	502	69-159	.434	12-29	.414	57-73	.781	16-52	68	2.3	94	3.1	32-0	23	30	1	207	6.9
Matt Bullard	56-27	1024	139-340	.409	79-177	.446	25-30	.833	13-125	138	2.5	63	1.1	85-0	19	36	13	382	6.8
Bryce Drew	72-5	1293	158-413	.383	59-163	.362	45-53	.849	23-80	103	1.4	162	2.3	79-0	41	66	1	420	5.8
Tony Massenburg	10-0	109	16-36	.444	0-0	—	14-16	.875	7-20	27	2.7	3	0.3	13-0	2	9	5	46	4.6
Thomas Hamilton	22-7	273	35-79	.443	0-0	—	12-23	.522	31-59	90	4.1	15	0.7	25-0	4	28	14	82	3.7
Anthony Miller	35-14	476	52-97	.536	0-0	—	26-51	.510	49-115	164	4.7	16	0.5	68-1	11	19	10	130	3.7
Bill Curley	4-0	50	6-11	.545	0-0	—	0-0	—	4-4	8	2.0	0	0.0	10-1	2	4	0	12	3.0
Devin Gray	21-2	124	15-37	.405	0-0	—	19-29	.655	11-14	25	1.2	5	0.2	22-0	5	4	3	49	2.3
ROCKETS	82	19830	3001-6664	.450	581-1625	.358	1573-2145	.733	1008-2586	3594	43.8	1774	21.6	1663-7	613	1425	438	8156	99.5
OPPONENTS	82	19830	3226-7074	.456	350-990	.354	1425-1829	.779	1027-2451	3478	42.4	1863	22.7	1833-17	735	1126	433	8227	100.3

Date	Opponent	Score	Record	Date	Opponent	Score	Record
Nov. 2	Milwaukee	L93-98	0-1	27	Golden State	L110-115	16-26
4	at Utah	L82-98	0-2	28	at Denver	L98-104	16-27
5	San Antonio	L85-95	0-3	30	L.A. Lakers	W89-83	17-27
8	Orlando	L97-102	0-4	1	Charlotte	W99-83	18-27
10	L.A. Lakers	L88-89	0-5	3	Philadelphia	W109-106	19-27
12	at L.A. Lakers	W97-81	1-5	4	at Minnesota	L85-102	19-28
13	at Golden State	W103-95	2-5	6	at Detroit	L105-109	19-29
15	Indiana	L87-96	2-6	8	Cleveland	W91-83	20-29
16	at Dallas	L95-114	2-7	9	at Atlanta	L100-116	20-30
18	Sacramento	L110-128	2-8	15	Detroit	W107-102	21-30
20	at Seattle	L107-110	2-9	18	at San Antonio	L92-116	21-31
21	at Sacramento	L105-110	2-10	20	San Antonio	L111-113 (OT)	21-32
23	Dallas	W119-99	3-10	22	at Charlotte	L97-102	21-33
26	at Portland	L88-91 (OT)	3-11	24	Denver	L97-106	21-34
29	at Vancouver	W118-110 (OT)	4-11	27	at L.A. Lakers	L85-101	21-35
Dec. 1	at Phoenix	L122-128 (2OT)	4-12	28	at L.A. Clippers	W96-77	22-35
2	at L.A. Clippers	W109-96	5-12	2	Sacramento	W102-99	23-35
4	Phoenix	W105-95	6-12	4	New Jersey	W99-92 (OT)	24-35
6	Vancouver	W102-99	7-12	7	Phoenix	L101-108	24-36
8	at Philadelphia	L73-83	7-13	9	at Utah	L82-101	24-37
10	at Boston	L96-100	7-14	11	Minnesota	L84-100	24-38
11	at New Jersey	L94-106	7-15	14	at New York	L85-91	24-39
14	New York	L90-101	7-16	16	at Milwaukee	L96-106	24-40
15	at San Antonio	L77-83	7-17	17	at Indiana	L102-111	24-41
18	Boston	W100-94	8-17	19	at Toronto	L98-100	24-42
21	Portland	L79-89	8-18	20	at Cleveland	L85-98	24-43
23	Washington	W105-89	9-18	23	L.A. Clippers	W110-95	25-43
26	at Washington	L92-103	9-19	24	at Orlando	L96-112	25-44
28	Toronto	L99-100	9-20	26	Chicago	W123-78	26-44
30	L.A. Clippers	W122-100	10-20	28	Golden State	L121-86	27-44
Jan. 4	Seattle	L96-103	10-21	30	at Minnesota	W90-122	27-45
6	at Miami	L99-111	10-22	Apr. 1	Atlanta	W115-93	28-45
8	Utah	L87-103	10-23	4	at Vancouver	L100-102	28-46
11	at Sacramento	L93-110	10-24	5	at Portland	W118-105	29-46
13	at Golden State	W108-100	11-24	7	at Seattle	W119-116	30-46
15	at Chicago	W93-90	12-24	9	Utah	W99-90	31-46
17	at Dallas	W121-111	13-24	11	at Denver	W103-93	32-46
18	Portland	W90-89	14-24	13	Dallas	W111-102	33-46
20	Denver	W122-115	15-24	16	Seattle	L112-121	33-47
23	Miami	W101-88	16-24	18	at Phoenix	W107-98	34-47
25	Minnesota	L84-92	16-25	19	Vancouver	L92-96	34-48

# 2000-01 Houston Rockets

(45-37, 5th Midwest)

## Final Statistics

Player	G-S	Min	FGM-A	Pct.	3PM-A	Pct.	FTM-A	Pct.	Rebounds			PF-D	S	TO	B	TP	Avg.	
									O-D-Tot	Avg.	A							
Steve Francis	80-79	3194	550-1219	451	133-336	396	358-438	.817	190-363-553	6.9	517	6.5	274-7	141	265	31	1591	19.9
Cuttino Mobley	79-49	3002	527-1214	434	90-252	357	394-474	831	83-314-397	5.0	195	2.5	169-1	84	165	26	1538	19.5
Maurice Taylor	69-69	1972	390-797	489	0-1	0.00	119-162	.735	109-269-378	5.5	104	1.5	208-3	28	125	38	899	13.0
Hakeem Olajuwon	58-55	1545	283-568	498	0-1	0.00	123-198	.621	124-307-431	7.4	72	1.2	141-0	70	81	88	689	11.9
Shandon Anderson	82-82	2396	263-590	446	46-170	271	138-188	.734	72-261-333	4.1	189	2.3	202-0	82	131	40	710	8.7
Walt Williams	72-31	1583	202-513	394	98-248	395	97-126	.770	31-214-245	3.4	97	1.3	153-2	30	73	28	599	8.3
Kenny Thomas	74-21	1820	206-465	443	25-92	272	91-126	.722	122-295-417	5.6	77	1.0	178-4	40	116	43	528	7.1
"Moochie" Norris	82-6	1654	184-413	446	25-89	281	151-194	.778	44-154-198	2.4	283	3.5	84-0	69	107	2	544	6.6
Matt Bullard	61-5	1000	129-305	423	86-213	404	10-14	.714	22-108-130	2.1	42	0.7	76-0	10	12	9	354	5.8
Kelvin Cato	35-13	624	64-111	577	0-0	—	37-57	.649	47-94-141	4.0	11	0.3	89-1	13	25	31	165	4.7
Carlos Rogers	39-0	544	75-110	682	0-1	0.00	29-52	.558	48-91-139	3.6	9	0.2	33-0	10	17	18	179	4.6
Jason Collier	23-0	222	27-71	380	0-1	0.00	17-24	.708	12-25-37	1.6	6	0.3	27-1	2	11	3	71	3.1
Dan Langhi	33-0	241	37-99	374	0-1	0.00	16-29	.552	13-28-41	1.2	4	0.1	16-0	7	8	1	90	2.7
Sean Colson (TOT)	13-0	44	6-24	250	1-5	200	2-4	.500	2-4-6	0.5	10	0.8	6-0	1	2	0	15	1.2
Sean Colson (HOU)	10-0	30	6-19	316	1-4	250	2-4	.500	2-1-3	0.3	7	0.7	6-0	1	0	0	15	1.5
Anthony Miller	1-0	3	0-0	—	0-0	—	0-0	—	0-0-0	0.0	0	0.0	1-0	0	0	0	0	0.0
ROCKETS	82	19830	2943-6494	453	504-1412	357	1582-2086	.758	919-2524-3443	42.0	1613	19.7	1657-19	587	1204	358	7972	97.2
OPPONENTS	82	19830	3020-6733	449	359-1015	354	1385-1862	.744	988-2420-3408	41.6	1735	21.2	1771-17	605	1092	400	7784	94.9

Date	Opponent	Score	Record	Date	Opponent	Score	Record
Oct. 31	Minnesota	L98-106	0-1	24	Philadelphia	L84-85 (OT)	20-22
Nov. 2	Milwaukee	W115-93	1-1	26	Vancouver	W106-89	21-22
4	at L.A. Clippers	L74-77	1-2	27	at Charlotte	W110-97	22-22
5	at Phoenix	L99-104	1-3	30	Miami	L85-103	22-23
7	L.A. Lakers	W84-74	2-3	Feb. 1	L.A. Clippers	L84-101	22-24
9	Vancouver	W85-78	3-3	3	at San Antonio	L88-90	22-25
11	at Portland	L88-111	3-4	5	New York	W100-86	23-25
12	at L.A. Lakers	L99-105	3-5	7	at Philadelphia	W112-87	24-25
14	Chicago	W110-83	4-5	8	at Detroit	W103-90	25-25
16	Charlotte	W84-80	5-5	13	Washington	W99-89	26-25
18	Phoenix	W94-89	6-5	16	at Orlando	L93-108	26-26
21	at Indiana	W101-89	7-5	17	Cleveland	W92-80	27-26
22	at Boston	L81-96	7-6	20	Boston	W101-84	28-26
25	at Miami	W91-80	8-6	21	at Minnesota	W89-83	29-26
28	Sacramento	L81-88	8-7	23	Orlando	W105-95	30-26
30	at Denver	W109-105 (OT)	9-7	26	Portland	L89-95	30-27
Dec. 2	Portland	L85-96	9-8	28	at Chicago	W95-78	31-27
5	Dallas	W109-102	10-8	Mar. 1	at Milwaukee	W108-91	32-27
8	at Sacramento	L98-111	10-9	3	at Dallas	L95-100	32-28
9	at Seattle	W111-104	11-9	7	at Atlanta	W104-98	33-28
11	at Vancouver	W82-75	12-9	8	L.A. Clippers	W99-87	34-28
14	at Golden State	W98-95	13-9	10	Golden State	W86-81	35-28
16	Denver	L100-102	13-10	11	at Phoenix	L92-94	35-29
19	San Antonio	L79-86	13-11	13	Indiana	W127-118 (3OT)	36-29
21	L.A. Lakers	L94-99	13-12	15	New Jersey	W108-106	37-29
23	Golden State	L87-95	13-13	17	San Antonio	W103-99	38-29
26	at San Antonio	L95-103	13-14	20	at Sacramento	L109-125	38-30
27	Seattle	L92-107	13-15	22	at L.A. Clippers	L92-97	38-31
30	at Dallas	W114-99	14-15	24	at Seattle	L90-93	38-32
Jan. 1	at Minnesota	L96-106	14-16	27	Utah	W109-86	39-32
2	at Cleveland	W100-95	15-16	29	Phoenix	L85-90	39-33
4	Detroit	W107-97	16-16	31	at Washington	W96-86	40-33
6	Utah	L97-99	16-17	Apr. 1	at New Jersey	L98-101	40-34
9	at Toronto	W110-91	17-17	3	Dallas	L97-109	40-35
11	at New York	W76-75	18-17	5	Seattle	W91-88	41-35
13	Sacramento	L81-84	18-18	7	Atlanta	W110-97	42-35
15	at Utah	L104-116 (OT)	18-19	9	at Utah	L81-96	42-36
16	Toronto	W114-99	19-19	10	Denver	L99-100	42-37
18	at Golden State	W112-104	20-19	13	at Portland	W109-103	43-37
19	at L.A. Lakers	L101-114	20-20	14	at Vancouver	W100-95	44-37
23	at Denver	L100-105	20-21	17	Minnesota	W114-87	45-37

History

# 2001-02 Houston Rockets

(28-54, 5th Midwest)

## Final Statistics

Player	G-S	Min	FG-A	Pct.	3PM-A	Pct.	FTM-A	Pct.	Rebounds		PF-D	S	TO	B	TP	Avg.		
									O-D-Tot	Avg.								
Cuttino Mobley	74-74	3116	595-1358	.438	149-377	.395	267-314	.850	63-237-300	4.1	187	2.5	189-3	109	180	37	1606	21.7
Steve Francis	57-56	2343	420-1007	.417	68-210	.324	326-422	.773	102-299-401	7.0	362	6.4	172-2	71	221	25	1234	21.6
Kenny Thomas	72-71	2484	396-829	.478	0-16	.000	223-336	.664	158-358-516	7.2	137	1.9	195-5	85	143	66	1015	14.1
Walt Williams	48-25	1117	166-396	.419	78-183	.426	40-51	.784	37-125-162	3.4	69	1.4	106-0	18	53	10	450	9.4
Eddie Griffin	73-24	1896	244-666	.366	90-273	.330	64-86	.744	117-299-416	5.7	53	0.7	117-1	17	47	134	642	8.8
Glen Rice	20-20	606	65-167	.389	18-64	.281	24-30	.800	5-42-47	2.4	31	1.6	34-0	12	24	3	172	8.6
"Moochie" Norris	82-26	2249	251-631	.398	36-134	.269	127-169	.751	73-173-246	3.0	403	4.9	130-0	81	156	4	665	8.1
Kelvin Cato	75-73	1917	190-326	.583	0-1	.000	113-194	.582	176-349-525	7.0	29	0.4	208-5	40	53	95	493	6.6
Kevin Willis	52-5	865	125-284	.440	0-1	.000	65-87	.747	105-194-299	5.8	14	0.3	98-0	25	41	23	315	6.1
Oscar Torres	65-13	1075	135-341	.396	37-126	.294	82-105	.781	47-75-122	1.9	40	0.6	64-0	25	49	9	389	6.0
Jason Collier	25-2	365	41-95	.432	0-1	.000	24-32	.750	31-51-82	3.3	9	0.4	40-0	6	13	4	106	4.2
Terence Morris	68-12	1110	111-289	.384	15-78	.192	18-28	.643	77-134-211	3.1	64	0.9	72-1	21	45	27	255	3.8
Dan Langhi	34-8	434	49-125	.392	1-4	.250	8-11	.727	22-45-67	2.0	14	0.4	25-0	8	9	5	107	3.1
Tierre Brown	40-1	403	49-115	.426	4-12	.333	21-28	.750	12-30-42	1.1	70	1.8	26-0	19	40	3	123	3.1
ROCKETS	82	19980	2837-6629	.428	496-1480	.335	1402-1893	.741	1025-2411-3436	41.9	1482	18.1	1476-17	537	1156	445	7572	92.3
OPPONENTS	82	19980	3191-6875	.464	370-1028	.360	1221-1623	.752	1045-2507-3552	43.3	1838	22.4	1647-7	576	988	415	7973	97.2

Date	Opponent	Score	Record	Date	Opponent	Score	Record
Oct. 30	Atlanta	W89-84 (OT)	1-0	22	Dallas	L107-113	13-29
Nov. 1	L.A. Clippers	W98-92 (OT)	2-0	24	New Jersey	L98-103	13-30
3	Minnesota	L88-90	2-1	26	at Charlotte	W111-104 (OT)	14-30
4	at Phoenix	W103-100	3-1	29	Golden State	W100-96 (OT)	15-30
6	Denver	W99-93	4-1	31	at Dallas	L91-95	15-31
8	Philadelphia	W77-72	5-1	Feb. 1	Charlotte	L72-73	15-32
9	at Denver	L81-108	5-2	4	Utah	W104-97	16-32
13	at San Antonio	L86-90	5-3	6	at Cleveland	L109-111	16-33
15	L.A. Lakers	L97-98 (OT)	5-4	12	Memphis	W85-78	17-33
17	Dallas	W124-87	6-4	16	Orlando	L100-109	17-34
19	at Sacramento	L77-113	6-5	18	at Washington	W102-89	18-34
20	at Portland	W94-87	7-5	20	at Milwaukee	L76-115	18-35
23	at Seattle	L81-99	7-6	21	Minnesota	W89-83	19-35
25	at L.A. Clippers	L83-90	7-7	23	Boston	W99-89	20-35
27	Sacramento	L84-89	7-8	26	L.A. Clippers	L84-94	20-36
30	at Memphis	L85-102	7-9	Mar. 2	at Phoenix	W104-97	21-36
Dec. 1	San Antonio	L75-85	7-10	3	at L.A. Lakers	L79-95	21-37
3	at New York	L86-89	7-11	5	Toronto	W112-109	22-37
4	at Chicago	L75-103	7-12	7	at San Antonio	L97-99	22-38
6	Washington	L82-85	7-13	8	Golden State	L95-108	22-39
8	at Minnesota	L97-107	7-14	10	Utah	W95-92	23-39
9	at Detroit	L77-105	7-15	12	Seattle	W101-98	24-39
11	Cleveland	L102-107	7-16	13	at Minnesota	W96-95	25-39
13	at Indiana	L106-108 (OT)	7-17	16	Chicago	L112-114 (2OT)	25-40
15	Miami	L73-76	7-18	18	at L.A. Clippers	L86-93	25-41
18	Portland	L92-101	7-19	19	at Sacramento	L87-110	25-42
20	L.A. Lakers	L101-107	7-20	22	at Seattle	L82-112	25-43
22	Milwaukee	W115-110	8-20	24	at Golden State	W116-104	26-43
26	Phoenix	L91-97	8-21	26	at Utah	L105-109	26-44
28	at Golden State	W100-93	9-21	28	Sacramento	L74-101	26-45
30	at L.A. Lakers	L90-114	9-22	30	Phoenix	L88-90	26-46
Jan. 3	Detroit	W99-97	10-22	Apr. 2	Seattle	W100-98	27-46
5	Indiana	L79-81	10-23	4	San Antonio	L78-102	27-47
8	New York	W88-86	11-23	5	at Memphis	L81-99	27-48
10	at Utah	L79-83	11-24	8	at Orlando	L74-83	27-49
12	Denver	W98-86	12-24	9	at Miami	L117-120 (OT)	27-50
15	at Philadelphia	L106-112 (OT)	12-25	11	at Dallas	W98-95 (OT)	28-50
16	at Toronto	L103-109	12-26	12	Portland	L79-80	28-51
18	at Boston	W104-101	13-26	14	Memphis	L95-98	28-52
19	at New Jersey	L90-99	13-27	16	at Denver	L70-101	28-53
21	at Atlanta	L91-95	13-28	17	at Portland	L79-92	28-54

# 2002-03 Houston Rockets

(43-39, 5th Midwest)

## Final Statistics

Player	G-S	Min	FGM-A	Pct.	3PM-A	Pct.	FTM-A	Pct.	Rebounds			PF-D	S	TO	B	TP	Avg.	
									O-D-Tot	Avg.	A							
Steve Francis	81-81	3318	571-1312	435	85-240	354	476-595	800	159-340-499	6.2	502	6.2	251-2	141	299	41	1703	21.0
Cuttino Mobley	73-73	3044	463-1067	434	112-318	352	242-282	858	70-233-303	4.2	208	2.8	185-0	95	166	36	1280	17.5
Yao Ming	82-72	2382	401-805	498	1-2	500	301-371	811	196-479-675	8.2	137	1.7	230-1	31	173	147	1104	13.71
James Posey (TOT)	83-71	2518	309-752	411	70-229	306	205-246	833	90-336-426	5.1	184	2.2	197-1	106	144	15	893	10.8
James Posey (HOU)	58-47	1646	188-428	439	46-141	326	119-144	826	52-229-281	4.8	106	1.8	134-0	77	78	9	541	9.3
Kenny Thomas	20-14	586	82-190	432	0-0	—	33-45	733	45-92-137	6.9	39	2.0	49-0	16	40	6	197	9.9
Glen Rice	62-26	1532	196-457	429	101-254	398	63-83	759	28-126-154	2.5	65	1.0	99-0	23	55	5	556	9.0
Eddie Griffin	77-66	1890	271-678	400	64-192	333	58-94	617	138-323-461	6.0	86	1.1	136-1	52	76	111	664	8.6
Maurice Taylor	67-9	1377	231-535	432	0-2	000	100-138	725	95-143-238	3.6	66	1.0	151-0	22	100	22	562	8.4
Kelvin Cato	73-5	1247	133-256	520	0-4	000	66-124	532	132-296-428	5.9	20	0.3	176-0	38	56	85	332	4.5
"Moochie" Norris	82-3	1375	134-330	406	11-45	244	78-114	684	37-122-159	1.9	196	2.4	72-0	55	86	4	357	4.4
Terence Morris	49-0	632	82-176	466	7-32	219	11-14	786	40-88-128	2.6	25	0.5	35-0	8	29	17	182	3.7
Jason Collier	13-3	104	17-36	472	0-0	—	2-2	1,000	12-17-29	2.2	1	0.1	10-0	2	2	1	36	2.8
Juajuan Hawkins	58-10	685	57-148	385	10-24	417	10-20	500	16-62-78	1.3	47	0.8	57-0	29	29	6	134	2.3
Bostjan Nachbar	14-1	77	11-31	355	2-10	200	5-10	500	3-8-11	0.8	3	0.2	13-0	2	6	2	29	2.1
Tito Maddox	9-0	35	3-12	250	0-3	000	5-8	625	1-6-7	0.8	5	0.2	4-0	3	3	1	11	1.2
ROCKETS	82	19930	2840-6461	440	439-1267	346	1569-2044	768	1024-2564-3588	43.8	1506	18.4	1602-4	594	1276	493	7688	93.8
OPPONENTS	82	19930	2891-6681	433	386-1113	347	1399-1805	775	979-2353-3332	40.6	1683	20.5	1794-14	663	1082	381	7567	92.3

Date	Opponent	Score	Record	Date	Opponent	Score	Record
Oct. 30	at Indiana	L82-91	0-1	26	at Chicago	L98-100	23-19
Nov. 1	at Denver	W83-74	1-1	27	at Memphis	W100-95	24-19
2	Toronto	W88-76	2-1	29	Dallas	L81-104	24-20
5	Seattle	L97-104	2-2	31	Minnesota	W121-101	25-20
9	Golden State	W111-104	3-2	Feb. 2	Sacramento	W105-89	26-20
12	Portland	W86-83	4-2	4	at Minnesota	L89-103	26-21
15	at Phoenix	L87-88	4-3	5	at Cleveland	L102-105	26-22
17	at L.A. Lakers	W93-89	5-3	11	Utah	L101-103 (OT)	26-23
19	Cleveland	W97-80	6-3	12	at Utah	W106-76	27-23
21	at Dallas	L90-103	6-4	14	Miami	L82-94	27-24
22	Washington	W93-86	7-4	18	at L.A. Lakers	L99-106 (2OT)	27-25
24	at L.A. Clippers	L89-90	7-5	19	at Phoenix	W107-89	28-25
26	at Portland	L71-77	7-6	21	Dallas	L85-100	28-26
27	at Golden State	W91-84	8-6	22	Memphis	W93-82	29-26
29	at Seattle	W83-72	9-6	24	at Boston	W101-95 (OT)	30-26
Dec. 1	at Sacramento	L84-103	9-7	25	at New York	L95-102	30-27
3	San Antonio	W89-75	10-7	27	at Washington	L98-100 (OT)	30-28
6	at New Orleans	L96-98 (OT)	10-8	Mar. 2	San Antonio	L88-97	30-29
7	Philadelphia	W97-72	11-8	4	at Detroit	L83-96	30-30
10	Sacramento	W103-96	12-8	5	at Toronto	W97-95	31-30
13	at Memphis	L109-114 (OT)	12-9	8	New Jersey	W83-71	32-30
14	L.A. Clippers	L83-94	12-10	12	L.A. Clippers	W118-114 (OT)	33-30
16	at Miami	W105-100 (OT)	13-10	14	Chicago	W121-91	34-30
18	Indiana	W95-83	14-10	16	Phoenix	W85-75	35-30
20	Atlanta	W101-82	15-10	18	at Seattle	L94-100	35-31
21	at Minnesota	L86-98	15-11	19	at Portland	L83-94	35-32
23	Utah	L91-96	15-12	21	at Golden State	W117-107	36-32
27	New York	L83-99	15-13	23	at Sacramento	L108-109	36-33
29	New Orleans	W97-85	16-13	24	at L.A. Clippers	W108-90	37-33
31	Milwaukee	W103-80	17-13	26	L.A. Lakers	L93-96	37-34
Jan. 4	Gaouden State	L84-86	17-14	27	at San Antonio	L85-98	37-35
7	Minnesota	W94-86	18-14	29	Denver	W102-89	38-35
8	at Orlando	W91-81	19-14	31	at New Jersey	L86-110	38-36
10	at Atlanta	L75-84	19-15	Apr. 2	at Milwaukee	L99-106	38-37
11	Denver	W87-85	20-15	4	at Philadelphia	W88-79	39-37
13	Boston	W101-92	21-15	6	Orlando	W114-93	40-37
15	Phoenix	W102-96	22-15	8	Portland	L66-81	40-38
17	L.A. Lakers	W108-104 (OT)	23-15	9	at Utah	L73-94	40-39
20	at San Antonio	L82-87	23-16	12	Seattle	W101-86	41-39
21	at Dallas	L86-107	23-17	15	Memphis	W97-86	42-39
24	Detroit	L74-98	23-18	16	at Denver	W89-84	43-39

History

# 2003-04 Houston Rockets

(45-37, 5th Midwest)

## Final Statistics

Player	G-S	Min	FG-A	Pct.	3PM-A	Pct.	FTM-A	Pct.	Rebounds			PF-D	S	TO	B	TP	Avg.	
									O-D-Tot	Avg.	A Avg.							
Yao Ming	82-82	2692	535-1025	.522	0-2	.000	361-446	.809	197-538-735	9.0	122	1.5	273-4	22	204	156	1431	17.5
Steve Francis	79-79	3194	450-1117	.403	73-250	.292	337-435	.775	116-317-433	5.5	493	6.2	257-3	139	294	35	1310	16.6
Cuttino Mobley	80-80	3229	460-1081	.426	164-420	.390	176-217	.811	40-322-362	4.5	258	3.2	179-0	107	180	33	1260	15.8
Jim Jackson	80-80	3119	382-900	.424	162-405	.400	107-127	.843	52-435-487	6.1	226	2.8	227-1	86	175	23	1033	12.9
Maurice Taylor	75-10	2081	367-765	.480	0-2	.000	128-174	.736	131-253-384	5.1	107	1.4	253-5	43	149	47	862	11.5
Kelvin Cato	69-67	1743	161-360	.447	0-0	—	96-142	.676	153-319-472	6.8	72	1.0	203-0	52	84	96	418	6.1
C. Weatherspoon (TOT)	52-1	868	104-211	.493	0-1	.000	53-72	.736	74-130-204	3.9	30	0.6	75-0	30	35	15	261	5.0
C. Weatherspoon (HOU)	37-0	652	86-171	.503	0-1	.000	35-53	.660	60-94-154	4.2	17	0.5	56-0	22	26	13	207	5.6
Eric Platkowski	49-0	703	72-191	.377	43-122	.352	14-16	.875	10-63-73	1.5	26	0.5	42-0	16	29	5	201	4.1
Scott Padgett	58-5	547	74-167	.443	28-65	.431	24-32	.750	46-93-139	2.4	23	0.4	73-0	12	22	13	200	3.4
Torryae Braggs	11-0	132	13-28	.464	0-0	—	8-12	.667	15-19-34	3.1	6	0.5	21-0	4	12	2	34	3.1
Bostjan Nachbar	45-3	516	47-132	.356	23-63	.365	21-29	.724	8-62-70	1.6	30	0.7	72-1	14	23	14	138	3.1
"Moochie" Norris	30-0	401	27-87	.310	8-23	.348	18-24	.750	2-28-30	1.0	48	1.6	16-0	16	30	2	80	2.7
Mark Jackson	42-3	577	34-100	.340	7-41	.171	28-39	.718	10-60-70	1.7	119	2.8	41-0	17	53	1	103	2.5
Mike Wilks	26-0	145	17-36	.472	6-10	.600	10-12	.833	3-13-16	0.6	17	0.7	15-0	3	7	0	50	1.9
Alton Ford	9-0	41	6-11	.545	0-0	—	3-6	.500	3-8-11	1.2	3	0.3	9-0	0	3	1	15	1.7
Charles Oakley	7-0	25	2-6	.333	0-0	—	5-6	.833	0-5-5	0.7	2	0.3	8-0	0	1	0	9	1.3
Adrian Griffin	19-1	133	5-18	.278	1-2	.500	0-4	.000	1-18-19	1.0	10	0.5	17-0	7	3	2	11	0.6
ROCKETS	82	19930	2738-6195	.442	515-1406	.366	1371-1774	.773	847-2647-3494	42.6	1579	19.3	1762-14	560	1373	443	7362	89.8
OPPONENTS	82	19930	2636-6405	.412	457-1227	.372	1491-2024	.737	907-2351-3258	39.7	1689	20.6	1695-16	710	1103	359	7220	88.0

Date	Opponent	Score	Record	Date	Opponent	Score	Record
Oct. 30	Denver	W102-75	1-0	23	at Indiana	W78-74	25-17
Nov. 1	Memphis	L71-89	1-1	25	at Orlando	W99-87	26-17
3	at Chicago	W98-66	2-1	26	at Miami	L81-95	26-18
4	at New Jersey	W86-75	3-1	28	Sacramento	L94-99	26-19
8	Orlando	W96-86	4-1	31	New Jersey	L77-88	26-20
11	Miami	W90-70	5-1	Feb. 2	at Phoenix	L79-99	26-21
13	at Dallas	L86-97	5-2	4	Milwaukee	W103-89	27-21
14	Phoenix	W90-85	6-2	6	Chicago	W82-80	28-21
16	at Toronto	L97-101 (2OT)	6-3	7	at Atlanta	W86-77	29-21
17	at Philadelphia	W74-66	7-3	9	San Antonio	L82-85	29-22
19	Golden State	W85-83	8-3	11	L.A. Lakers	W102-87	30-22
21	at Portland	L78-85	8-4	17	Washington	W107-81	31-22
24	at L.A. Clippers	W105-90	9-4	21	at Dallas	L88-97	31-23
26	at Utah	L76-83	9-5	22	Atlanta	W123-121 (3OT)	32-23
28	at Sacramento	L74-103	9-6	24	at San Antonio	L77-86	32-24
29	at Seattle	L88-95	9-7	25	Cleveland	W90-84	33-24
Dec. 3	Utah	W107-101 (OT)	10-7	27	Portland	W89-85	34-24
5	at New Orleans	W83-74	11-7	29	Seattle	L80-97	34-25
6	Detroit	W86-80	12-7	Mar. 3	L.A. Lakers	L93-96	34-26
9	Portland	W93-91	13-7	5	at Minnesota	W112-109	35-26
11	San Antonio	L67-71	13-8	7	Dallas	W101-98	36-26
13	at San Antonio	L73-86	13-9	9	L.A. Clippers	W90-85	37-26
16	at Minnesota	L75-92	13-10	11	New Orleans	W97-86	38-26
17	at Cleveland	W89-85	14-10	13	Memphis	W88-80	39-26
19	L.A. Clippers	W99-85	15-10	15	Phoenix	L97-99 (OT)	39-27
20	at Phoenix	L87-102	15-11	19	at Golden State	L84-90	39-28
23	Indiana	L71-79	15-12	21	at Sacramento	L95-100	39-29
25	at L.A. Lakers	W99-87	16-12	22	at Portland	W93-85 (OT)	40-29
26	at Denver	L94-95	16-13	24	Toronto	W90-89 (OT)	41-29
29	Seattle	L86-87	16-14	26	at Memphis	L86-109	41-30
31	Philadelphia	W80-72	17-14	28	at Milwaukee	W111-107 (OT)	42-30
Jan. 3	Utah	W84-63	18-14	29	Minnesota	L88-94	42-31
5	Golden State	W83-65	19-14	Apr. 1	at L.A. Lakers	L85-93	42-32
7	at Detroit	L66-85	19-15	2	at Denver	L100-110	42-33
8	at New York	W111-79	20-15	4	Sacramento	L94-99	42-34
11	Boston	L93-97	20-16	6	at Golden State	L90-97	42-35
13	at Washington	W93-80	21-16	7	at L.A. Clippers	W102-79	43-35
14	at Boston	W95-80	22-16	9	Denver	W106-103	44-35
17	Minnesota	W95-76	23-16	10	at Utah	L69-82	44-36
19	at Memphis	L83-88	23-17	12	at Seattle	W111-107	45-36
21	New York	W86-71	24-17	14	Dallas	L89-92	45-37

# 2004-05 Houston Rockets

(51-31, 3rd Southwest)

## Final Statistics

Player	G-S		Min	FGM-A	Pct.	3PM-A	Pct.	FTM-A	Pct.	Rebounds		Avg.	A	Avg.	PF-D	S	TO	B	TP	Avg.
	M	F								O-D	T									
Tracy McGrady	78-78	3182	715-1660	431	142-435	326	431-557	774	71-413-484	6.2	448	5.7	167-0	135	201	52	2003	25.7		
Yao Ming	80-80	2447	538-975	552	0-0	—	389-497	783	208-461-669	8.4	61	0.8	298-8	34	196	160	1465	18.3		
Jim Jackson	24-24	990	118-283	417	54-147	367	30-33	909	10-105-115	4.8	86	3.6	67-1	23	56	1	320	13.3		
David Wesley (TOT)	80-79	2774	334-840	398	118-315	375	162-189	857	38-190-228	2.9	255	3.3	215-2	96	113	9	948	11.9		
David Wesley (HOU)	54-53	1840	201-498	404	90-235	383	95-113	841	26-117-143	2.6	156	2.9	150-2	61	59	8	587	10.9		
Mike James (TOT)	74-5	1859	331-751	441	100-259	386	109-145	752	35-173-208	2.8	263	3.6	174-2	65	106	6	871	11.8		
Mike James (HOU)	27-5	692	126-291	433	42-107	393	42-55	764	12-74-86	3.2	78	2.9	60-0	25	26	2	336	12.4		
Bob Sura	61-59	1922	215-504	427	55-155	355	141-168	750	79-258-337	5.5	317	5.2	168-2	65	147	7	626	10.3		
Juwan Howard	61-47	1624	244-541	451	0-1	0-0	97-115	843	126-220-346	5.7	94	1.5	143-0	32	79	5	585	9.6		
Maurice Taylor	38-16	905	127-292	435	3-8	375	39-60	650	41-123-164	4.3	53	1.4	123-3	16	63	12	296	7.8		
Jon Barry (TOT)	69-2	1505	161-368	438	71-165	430	62-71	873	26-133-159	2.3	167	2.4	95-0	60	67	9	455	6.6		
Jon Barry (HOU)	53-2	1230	130-291	447	60-133	451	52-58	897	22-116-138	2.6	139	2.6	67-0	46	53	7	372	7.0		
Tyrronn Lue	21-3	479	48-122	393	15-45	333	14-18	778	0-40-40	1.9	58	2.8	48-0	8	24	0	125	6.0		
Charlie Ward	14-13	360	24-77	312	16-51	314	11-13	846	6-33-39	2.8	43	3.1	22-0	15	18	0	75	5.4		
Scott Padgett	66-0	942	98-233	421	50-126	397	29-40	725	47-138-185	2.8	55	0.8	119-0	33	30	10	275	4.2		
Dikembe Mutombo	80-2	1212	108-217	498	0-0	—	106-143	741	150-276-426	5.3	10	0.1	135-1	16	51	101	322	4.0		
Clarence Weatherspoon	40-18	525	47-114	412	0-0	—	29-35	829	35-87-122	3.1	17	0.4	74-1	9	15	6	123	3.1		
Bostjan Nachbar	16-2	204	15-43	349	10-21	476	9-12	750	4-26-30	1.9	9	0.6	30-0	1	5	0	49	3.1		
Reece Gaines	10-0	108	10-27	370	3-12	250	3-4	750	0-11-11	1.1	3	0.3	12-0	3	4	0	26	2.6		
"Moochie" Norris (TOT)	38-0	360	35-109	321	0-12	0-0	20-24	833	10-36-46	1.2	39	1.0	44-0	18	27	2	90	2.4		
"Moochie" Norris (HOU)	6-0	39	3-16	188	0-0	—	2-2	1,000	1-3-4	0.7	5	0.8	2-0	1	2	0	8	1.3		
Andre Barrett	27-0	314	20-69	290	9-37	243	7-18	700	5-14-19	0.7	43	1.6	35-0	14	16	0	56	2.1		
Rod Strickland	16-2	198	9-43	209	1-2	500	9-10	900	3-24-27	1.7	39	2.4	15-0	3	7	5	111	1.7		
Ryan Bowen	66-6	604	47-111	423	3-6	500	14-21	667	21-55-76	1.2	18	0.3	61-0	23	7	5	111	1.7		
Vin Baker (TOT)	27-0	204	13-42	310	0-1	0-0	9-17	529	17-22-39	1.4	10	0.4	38-0	2	17	4	35	1.3		
Vin Baker (HOU)	3-0	13	0-4	0-0	0-0	—	2-2	1,000	0-2-2	0.7	1	0.3	7-0	0	2	0	2	0.7		
Tonyrae Braggs	7-0	24	3-7	429	0-0	—	0-0	—	7-5-12	1.7	0	0.0	4-0	0	2	0	6	0.0		
Brandin Knight	1-0	3	0-1	0-0	0-0	—	0-0	—	0-0-0	0.0	1	1.0	0-0	0	0	0	0	0.0		
ROCKETS	82	19855	2846-6419	443	553-1521	364	1551-1986	781	874-2601-3475	42.4	1733	21.1	1807-18	563	1135	378	7796	95.0		
OPPONENTS	82	19855	2720-6423	423	454-1343	338	1571-2116	742	892-2444-3336	40.7	1696	20.7	1773-16	607	1087	335	7465	91.0		

Date	Opponent	Score	Record	Date	Opponent	Score	Record
Nov. 2	at Detroit	L79-87	0-1	24	Orlando	W89-78	23-19
3	at Toronto	L88-95	0-2	26	at New Orleans	W82-77	24-19
5	at Memphis	W89-81	1-2	28	Sacramento	L111-117 (OT)	24-20
6	Sacramento	W104-101 (OT)	2-2	30	at Miami	L95-104	24-21
9	Memphis	W90-87	3-2	31	at Boston	W97-94	25-21
11	Minnesota	L91-96	3-3	Feb. 2	at Philadelphia	W118-95	26-21
13	L.A. Lakers	L79-84	3-4	at Minnesota	W119-113 (OT)	27-21	
15	at New Jersey	W80-69	4-4	6	L.A. Lakers	W103-102	28-21
16	at Atlanta	L84-88	4-5	9	Chicago	W105-92	29-21
18	New York	L92-93	4-6	11	at Indiana	W91-83	30-21
20	at L.A. Clippers	W91-86 (OT)	5-6	13	Portland	W81-80	31-21
21	at Portland	W97-93	6-6	15	Washington	W123-93	32-21
23	at Sacramento	L96-102	6-7	22	Seattle	L85-87	32-22
26	at Utah	L80-90	6-8	23	at San Antonio	L81-99	32-23
27	Denver	L76-82	6-9	27	Utah	L92-99	32-24
30	Detroit	L72-93	6-10	Mar. 1	at Chicago	W119-89	33-24
Dec. 2	at Dallas	L106-113 (OT)	6-11	2	at Washington	L98-101	33-25
4	Philadelphia	W77-76	7-11	6	Dallas	W90-69	34-25
7	New Orleans	W89-81	8-11	8	at Seattle	W97-95	35-25
9	San Antonio	W81-80	9-11	11	at Phoenix	W127-107	36-25
11	Dallas	L78-102	9-12	13	at Sacramento	W111-96	37-25
15	Atlanta	W92-69	10-12	14	at Golden State	W97-94	38-25
17	Golden State	W100-83	11-12	16	Portland	W108-77	39-25
18	at Charlotte	L100-101 (OT)	11-13	18	Boston	L92-103	39-26
20	Toronto	W114-102	12-13	20	at Minnesota	L86-94	39-27
22	Charlotte	L87-90	12-14	22	Miami	W84-82	40-27
26	L.A. Clippers	W96-79	13-14	24	Cleveland	W99-80	41-27
28	at Milwaukee	L87-115	13-15	25	at New Orleans	W81-68	42-27
29	at Cleveland	W98-87	14-15	27	at San Antonio	L70-83	42-28
31	Milwaukee	W105-90	15-15	28	at Utah	W99-85	43-28
Jan. 2	Utah	W99-80	16-15	30	at Portland	W100-84	44-28
5	Phoenix	L98-108	16-16	1	New Orleans	L73-76	44-29
7	at L.A. Lakers	L104-111	16-17	3	Phoenix	L78-91	44-30
9	at Denver	W116-98	17-17	5	at Golden State	L117-122	44-31
12	at Dallas	W124-114	18-17	7	at L.A. Lakers	W114-100	45-31
13	New Jersey	W94-85 (OT)	19-17	9	at Phoenix	W98-97	46-31
15	San Antonio	W73-67	20-17	11	at Seattle	W90-78	47-31
17	at Memphis	L80-99	20-18	13	Memphis	W100-92	48-31
18	Indiana	L74-87	20-19	16	Denver	W115-87	49-31
20	at Orlando	W108-99	21-19	18	L.A. Clippers	W115-90	50-31
21	at New York	W92-91	22-19	20	Seattle	W106-78	51-31

# 2005-06 Houston Rockets

(34-48, 5th Southwest)

## Final Statistics

Player	Rebounds																	
	G-S	Min	FGM-A	Pct.	3PM-A	Pct.	FTM-A	Pct.	O-D Tot	Avg.	A Avg.	PF-D	S	TO	B	TP	Avg.	
Tracy McGrady	47-47	1745	410-1011	.406	73-234	.312	254-340	.747	46-261-307	6.5	225	4.8	88-0	59	120	41	1147	24.4
Yao Ming	57-57	1949	467-900	.519	0-1	.000	337-395	.853	148-433-581	10.2	85	1.5	195-4	30	147	94	1271	22.3
Rafa Alston	63-63	2431	280-738	.379	102-312	.327	99-143	.692	36-219-255	4.0	425	6.7	194-3	101	157	15	761	12.1
Juwan Howard	80-80	2537	394-859	.459	0-0	.000	154-191	.806	168-367-535	6.7	112	1.4	235-4	49	133	8	942	11.8
Derek Anderson	20-8	582	68-173	.393	19-47	.284	61-73	.836	12-71-83	4.2	53	2.7	49-0	15	37	4	216	10.8
David Wesley	71-59	2372	226-561	.403	99-271	.365	151-187	.807	24-154-178	2.5	204	2.9	212-3	59	120	6	702	9.9
Stromile Swift	66-5	1344	225-458	.491	0-2	.000	136-209	.651	103-188-291	4.4	25	0.4	198-3	38	91	50	586	8.9
Luther Head	80-27	2310	254-630	.403	113-313	.361	86-123	.699	33-233-266	3.3	215	2.7	169-2	89	119	9	707	8.8
Keith Bogans (TOT)	72-31	1912	215-544	.395	65-200	.325	127-186	.683	55-200-255	3.5	128	1.8	167-1	71	90	9	622	8.6
Keith Bogans (HOU)	33-22	1064	101-256	.395	32-102	.314	47-81	.580	26-123-149	4.5	83	2.5	89-1	32	49	6	281	8.5
Gerald Fitch (TOT)	18-1	239	30-89	.337	7-26	.269	17-23	.739	7-23-30	1.7	33	1.8	28-0	7	15	5	84	4.7
Jon Barry	20-0	342	25-65	.385	12-32	.375	24-29	.828	1-30-31	1.6	26	1.3	25-0	13	22	1	86	4.3
Chuck Hayes	40-0	535	59-105	.562	0-1	.000	29-45	.644	67-112-179	4.5	14	0.3	76-2	26	12	14	147	3.7
Lonny Baxter	23-0	281	33-72	.458	0-0	—	16-19	.842	38-46-84	3.7	2	0.1	48-1	9	13	7	82	3.6
Richie Frahm (TOT)	33-0	342	39-100	.390	23-70	.329	7-10	.700	3-30-33	1.0	21	0.6	30-0	4	8	2	108	3.3
Richie Frahm (HOU)	8-0	117	15-35	.429	8-22	.364	4-5	.800	0-10-10	1.3	6	0.8	8-0	1	4	0	42	5.3
Stephen Graham	6-0	38	6-16	.375	1-5	.200	4-4	1.000	1-6-7	1.2	3	0.5	5-0	2	5	0	17	2.8
Dikembe Mutombo	64-23	955	50-95	.526	0-0	—	69-91	.758	100-206-306	4.8	4	0.1	128-0	17	35	57	169	2.6
John Lucas III	13-0	107	14-36	.389	2-9	.222	0-0	—	2-3-5	0.4	12	0.9	6-0	5	7	0	30	2.3
*Moochie Norris	29-0	241	26-65	.400	0-5	.000	13-17	.765	9-25-34	1.2	29	1.0	31-0	14	16	1	65	2.2
Rick Brunson (TOT)	27-0	247	21-54	.389	5-13	.385	7-12	.583	1-21-22	0.8	35	1.3	22-0	8	22	1	54	2.0
Rick Brunson (HOU)	23-0	215	16-46	.348	5-12	.417	7-12	.583	1-19-20	0.9	33	1.4	21-0	8	19	1	44	1.9
Ryan Bowen	68-19	652	37-124	.298	3-22	.136	11-14	.786	31-57-88	1.3	24	0.4	85-0	21	13	6	88	1.3
Maciej Lampe (TOT)	6-0	28	2-11	.182	0-0	—	0-2	.000	4-5-9	1.5	2	0.3	2-0	0	3	0	4	0.7
Maciej Lampe (HOU)	4-0	12	2-7	.286	0-0	—	0-2	.000	3-2-5	1.3	0	0.0	0-0	0	2	0	4	1.0
Josh Davis	1-0	0	0-0	—	0-0	—	0-0	—	0-0-0	0.0	0	0.0	1-0	0	0	0	0	0.0
ROCKETS	82	19830	2708-6252	.433	469-1414	.332	1502-1980	.759	849-2565-3414	41.6	1580	19.3	1863-21	588	1193	320	7387	90.1
OPPONENTS	82	19830	2708-6310	.429	541-1465	.369	1560-2135	.731	874-2477-3351	40.9	1647	20.1	1716-14	582	1094	373	7517	91.7

Date	Opponent	Score	Record	Date	Opponent	Score	Record
Nov. 2	Sacramento	W98-89	1-0	27	Minnesota	L92-96	15-27
5	N.O./Okla. City	L84-91	1-1	29	Miami	L95-101	15-28
8	Orlando	L74-76	1-2	30	at Memphis	L77-86	15-29
10	at Miami	L84-88	1-3	Feb. 1	Milwaukee	W86-84	16-29
12	at New Jersey	W99-91	2-3	3	Seattle	W100-77	17-29
13	at Boston	L82-102	2-4	5	at New York	W93-89	18-29
15	at Minnesota	W94-89	3-4	6	at Philadelphia	W87-81	19-29
17	at San Antonio	L80-86	3-5	8	L.A. Lakers	L78-89	19-30
18	Detroit	L70-78	3-6	11	Utah	W102-88	20-30
20	at Indiana	L74-85	3-7	12	New York	W90-83	21-30
22	at Dallas	L93-102	3-8	14	at L.A. Clippers	W128-97	22-30
23	Phoenix	L88-100	3-9	16	at Phoenix	L75-109	22-31
25	at Memphis	L81-86	3-10	22	L.A. Clippers	W106-102	23-31
26	Chicago	L89-94	3-11	24	Golden State	W91-88	24-31
29	Atlanta	W100-85	4-11	26	at Orlando	W89-84	25-31
Dec. 3	Memphis	L75-90	4-12	27	Phoenix	L94-111	25-32
6	Boston	W91-73	5-12	Mar. 1	Philadelphia	L101-106	25-33
8	at Sacramento	W106-95	6-12	3	Denver	W89-78	26-33
11	at Portland	W100-86	7-12	5	Portland	W102-84	27-33
14	at Golden State	W111-105 (OT)	8-12	7	at Minnesota	W93-87	28-33
15	at Seattle	W104-98	9-12	8	Indiana	W103-99	29-33
17	at L.A. Clippers	L81-89	9-13	12	at San Antonio	L81-88	29-34
18	at L.A. Lakers	W76-74	10-13	13	New Jersey	L77-90	29-35
21	Toronto	L81-94	10-14	15	Dallas	L81-95	29-36
23	at Denver	L86-108	10-15	18	San Antonio	L77-92	29-37
27	Utah	L74-82	10-16	20	L.A. Clippers	L91-99	29-38
28	at N.O./Okla. City (Okla. City)	L90-92	10-17	21	at Dallas	L72-88	29-39
31	Golden State	L89-94	10-18	23	at N.O./Okla. City (Okla. City)	W93-92	30-39
Jan. 3	at Washington	W123-111	11-18	26	Cleveland	L102-104 (OT)	30-40
5	at Cleveland	W90-81	12-18	29	Seattle	W115-87	31-40
6	at Toronto	L92-112	12-19	31	Washington	W105-103	32-40
8	Denver	L90-92	12-20	Apr. 2	at L.A. Lakers	L88-104	32-41
10	at Charlotte	L106-111 (2OT)	12-21	4	at Seattle	L87-104	32-42
11	Sacramento	L80-88	12-22	5	at Portland	L75-76	32-43
14	N.O./Okla. City	L80-86	12-23	7	at Golden State	W100-93	33-43
16	at Atlanta	L83-94	12-24	9	at Sacramento	L77-86	33-44
18	Dallas	L76-103	12-25	10	at Utah	L83-85	33-45
20	at Chicago	W109-108 (2OT)	13-25	12	Minnesota	L79-82	33-46
22	at Detroit	L97-99	13-26	15	Memphis	L81-93	33-47
23	at Milwaukee	W97-80	14-26	17	at Denver	W86-83	34-47
25	Charlotte	W102-78	15-26	19	San Antonio	L87-89	34-48

# 2006-07 Houston Rockets

(52-30, 3rd Southwest)

## Final Statistics

Player	G-S	Min	FGM-A	Pct.	3PM-A	Pct.	FTM-A	Pct.	Rebounds		PF-D	S	TO	B	TP	Avg.			
									O-D-Tot	Avg.									
Yao Ming	48-48	1624	423-819	516	0-2	0.00	356-413	.862	101-351	452	9.4	94	2.0	159-0	17	167	94	1202	25.0
Tracy McGrady	71-71	2539	638-1480	431	126-381	.331	345-488	.707	56-322	378	5.3	458	6.5	136-0	92	213	36	1747	24.6
Rafer Alston	82-82	3040	383-1020	375	192-529	.363	130-177	.734	29-253	282	3.4	444	5.4	195-3	129	170	10	1088	13.3
Luther Head	80-10	2211	306-700	437	177-401	.441	83-105	.790	31-221	252	3.2	194	2.4	133-1	76	137	5	872	10.9
Shane Battier	82-82	2988	292-654	446	157-373	.421	88-113	.779	67-271	338	4.1	175	2.1	190-1	79	72	60	829	10.1
Juwan Howard	80-38	2123	309-665	465	0-0	—	155-188	.824	138-332	470	5.9	131	1.6	205-1	29	112	8	773	9.7
Bonzi Wells	28-1	590	85-207	411	1-7	.143	46-82	.561	26-94	120	4.3	31	1.1	62-0	24	57	13	217	7.8
Chuck Hayes	78-43	1714	192-335	573	0-0	—	55-89	.618	204-317	521	6.7	47	0.6	281-9	70	64	18	439	5.6
Kirk Snyder	39-1	563	66-146	452	11-44	.250	49-75	.653	17-66	83	2.1	39	1.0	51-0	11	26	12	192	4.9
John Lucas III	47-0	383	62-156	397	15-59	.254	15-19	.789	9-27	36	0.8	33	0.7	38-0	17	15	0	154	3.3
Dikembe Mutombo	75-33	1289	85-153	556	0-0	—	60-87	.690	164-324	488	6.5	13	0.2	156-0	22	38	76	230	3.1
Vassilis Spanoulis	31-0	272	23-72	319	5-29	.172	34-42	.810	5-17	22	0.7	28	0.9	33-1	7	29	1	85	2.7
Jake Tsakalidis (TOT)	36-7	390	29-72	403	0-0	—	26-39	.667	42-62	104	2.9	5	0.1	51-0	8	24	12	84	2.3
Jake Tsakalidis (HOU)	13-0	132	9-22	409	0-0	—	12-15	.800	18-22	40	3.1	3	0.2	17-0	1	3	1	30	2.3
Scott Padgett	24-0	198	15-49	306	8-29	.276	6-11	.545	11-34	45	1.9	8	0.3	33-0	4	8	3	44	1.8
Steve Novak	35-1	191	18-50	360	13-39	.333	2-2	1.000	4-22	07	0.7	6	0.2	21-0	5	4	0	51	1.5
ROCKETS	82	19855	2906-6528	445	705-1893	.372	1436-1906	.753	880-2673	3553	43.3	1704	20.8	1710-16	583	1162	337	7953	97.0
OPPONENTS	82	19855	2793-6503	429	472-1346	.351	1497-2000	.749	800-2548	3348	40.8	1588	19.4	1631-13	571	1163	353	7555	92.1

Date	Opponent	Score	Record	Date	Opponent	Score	Record
Nov. 1	at Utah	L97-107	0-1	24	at San Antonio	W90-85	26-16
4	Dallas	W107-76	1-1	26	Portland	W99-69	27-16
5	at N.O./Okla. City	L90-96	1-2	29	Philadelphia	W105-84	28-16
7	at Memphis	W86-80	2-2	31	Seattle	W112-102	29-16
8	at Milwaukee	W97-93	3-2	Feb. 3	N.O./Okla. City	L74-87	29-17
10	New York	W103-94	4-2	5	Minnesota	W105-77	30-17
12	at Miami	W94-72	5-2	6	at Memphis	W98-90	31-17
14	San Antonio	L84-92	5-3	9	at Dallas	L74-95	31-18
16	Chicago	W101-100	6-3	10	Charlotte	W104-83	32-18
18	at Detroit	L92-104	6-4	13	Sacramento	W109-104 (OT)	33-18
20	at New York	W97-90	7-4	15	Dallas	L77-80	33-19
22	Washington	W86-82	8-4	21	Miami	W112-102	34-19
25	Memphis	W85-76	9-4	23	at Atlanta	L99-105	34-20
28	Minnesota	W82-75	10-4	25	at Orlando	W97-93	35-20
29	at Phoenix	L91-102	10-5	26	Boston	L72-77	35-21
Dec. 2	Cleveland	W81-63	11-5	28	Toronto	L90-106	35-22
5	Golden State	W118-90	12-5	Mar. 2	at Denver	W108-97	36-22
6	at Minnesota	L84-90	12-6	3	San Antonio	L74-97	36-23
8	at Charlotte	W92-62	13-6	5	at Cleveland	L85-91	36-24
9	at Washington	W114-109	14-6	7	at Boston	W111-80	37-24
12	L.A. Lakers	L94-102	14-7	9	New Jersey	W112-91	38-24
14	at Golden State	L107-109	14-8	11	Orlando	W103-92	39-24
15	at L.A. Lakers	L101-112 (2OT)	14-9	12	at Phoenix	L82-103	39-25
17	at L.A. Clippers	W108-103	15-9	14	L.A. Clippers	W109-105	40-25
20	at Portland	L87-89	15-10	16	at Toronto	W114-100	41-25
22	at San Antonio	W97-78	16-10	18	at Philadelphia	W124-74	42-25
23	L.A. Clippers	L93-98	16-11	20	Indiana	W86-76	43-25
26	at Indiana	L76-81	16-12	22	Detroit	W91-85	44-25
27	at New Jersey	W96-71	17-12	25	at N.O./Okla. City (Okla. City)	L94-106	44-26
29	Atlanta	W94-68	18-12	26	Milwaukee	W106-87	45-26
31	Memphis	W111-109	19-12	28	at L.A. Clippers	W92-87	46-26
Jan. 3	Seattle	W103-96	20-12	30	at L.A. Lakers	W107-104 (OT)	47-26
5	Utah	W100-86	21-12	Apr. 1	Utah	L83-86	47-27
7	at Minnesota	L99-103 (OT)	21-13	4	Golden State	L99-110	47-28
8	at Chicago	W84-77	22-13	6	Portland	L78-85	47-29
10	L.A. Lakers	W102-77	23-13	8	at Sacramento	W112-106	48-29
12	at Denver	W90-86	24-13	9	at Seattle	W95-90	49-29
13	at Sacramento	W115-111 (OT)	25-13	11	at Portland	W99-95	50-29
16	at Dallas	L96-109	25-14	14	N.O./Okla. City	W123-112	51-29
17	Phoenix	L91-100	25-15	16	Phoenix	W120-117	52-29
20	Denver	L113-121 (OT)	25-16	18	at Utah	L91-101	52-30

History



# 2007-08 Houston Rockets

(55-27, 3rd Southwest)

## Final Statistics

Player	G-S	Min	FGM-A	Pct.	3PM-A	Pct.	FTM-A	Pct.	Rebounds	O-D-Tot	Avg.	A	Avg.	PF-D	S	TO	B	TP	Avg.
Yao Ming	55-55	2044	432-852	.507	0-2	.000	345-406	.850	172-422	594	10.8	129	2.3	171-2	25	183	111	1209	22.0
Tracy McGrady	66-62	2440	548-1307	.419	86-295	.292	245-358	.684	42-297	339	5.1	387	5.9	91-0	68	160	30	1427	21.6
Rafa Alston	74-74	2526	364-924	.394	143-407	.351	98-137	.715	28-232	260	3.5	392	5.3	139-0	98	160	18	969	13.1
Luis Scloa	82-39	2024	345-670	.515	0-3	.000	157-235	.668	174-351	525	6.4	106	1.3	235-2	60	105	19	847	10.3
Shane Battier	80-78	2907	265-619	.428	139-369	.377	75-101	.743	131-276	407	5.1	155	1.9	196-2	77	78	90	744	9.3
Bonzi Wells	51-7	1124	175-412	.425	8-38	.211	111-174	.638	63-197	260	5.1	80	1.6	113-0	51	76	24	469	9.2
Carl Landry	42-0	711	135-219	.616	0-1	.000	72-109	.661	96-111	207	4.9	21	0.5	98-2	17	26	7	342	8.1
Bobby Jackson (TOT)	72-5	1389	204-506	.403	81-226	.358	64-81	.790	33-148	181	2.5	139	1.9	96-4	45	59	5	553	7.7
Bobby Jackson (HOU)	26-5	498	88-210	.419	28-82	.341	24-32	.750	10-61	71	2.7	63	2.4	37-0	13	28	2	228	8.8
Luther Head	73-17	1379	206-477	.432	79-225	.351	66-81	.815	18-117	135	1.8	138	1.9	75-4	44	70	9	557	7.6
Mike James	33-1	537	79-226	.350	24-74	.324	33-42	.786	11-41	52	1.6	54	1.6	44-0	17	29	2	215	6.5
Steve Francis	10-3	199	19-57	.333	4-17	.235	13-23	.565	8-15	23	2.3	30	3.0	25-1	9	14	5	55	5.5
Aaron Brooks	51-0	608	93-225	.413	36-109	.330	42-49	.857	13-43	56	1.1	87	1.7	69-0	13	44	5	264	5.2
Gerald Green (TOT)	30-0	361	52-151	.344	15-39	.385	34-41	.829	13-51	64	2.1	29	1.0	45-0	8	32	4	153	5.1
Gerald Green (HOU)	1-0	4	3-3	1.000	0-0	—	0-0	—	2-2	2	2.0	0	0.0	2-0	0	0	0	6	6.0
Steve Novak	35-0	264	49-102	.480	34-71	.479	3-4	.750	4-31	35	1.0	6	0.2	17-0	2	4	3	135	3.9
Kirk Snyder	9-0	81	13-28	.464	2-9	.222	6-11	.545	5-7	12	1.3	8	0.9	6-0	1	4	1	34	3.8
Mike Harris	17-0	159	27-54	.500	0-2	.000	8-13	.615	24-30	54	3.2	3	0.2	16-0	6	9	3	62	3.6
Dikembe Mutombo	39-25	619	43-80	.538	0-0	—	32-45	.711	68-131	199	5.1	5	0.1	55-0	11	17	48	118	3.0
Chuck Hayes	79-44	1575	113-221	.511	0-3	.000	11-24	.458	132-295	427	5.4	91	1.2	212-2	85	62	43	237	3.0
Justin Williams (TOT)	23-0	123	13-29	.448	0-0	—	8-26	.308	20-29	49	2.1	0	0.0	17-0	5	4	5	34	1.5
Justin Williams (HOU)	1-0	6	1-3	.333	0-0	—	1-4	.250	1-0	1	1.0	0	0.0	3-0	0	1	0	3	3.0
Bobby Jones	4-0	9	2-4	.500	0-0	—	0-0	—	0-1	0.3	0.3	0	0.0	3-0	1	1	0	4	1.0
Loren Woods	7-0	17	3-5	.600	0-0	—	0-0	—	0-1	0.1	0.2	0.3	2-0	0	0	0	0	6	0.9
ROCKETS	82	19730	3003-6698	.448	583-1707	.342	1342-1848	.726	1002-2659	3661	46.6	1757	21.4	1609-11	598	1125	420	7931	96.7
OPPONENTS	82	19730	2852-6594	.433	433-1186	.365	1410-1912	.737	894-2441	3335	40.7	1548	18.9	1615-17	622	1094	379	7547	92.0

Date	Opponent	Score	Record	Date	Opponent	Score	Record
Oct. 30	at L.A. Lakers	W95-93	1-0	23	at Seattle	W109-107	23-19
Nov. 1	at Utah	W106-95	2-0	25	at Portland	W89-79	24-19
3	Portland	W89-80	3-0	27	Utah	L89-97	24-20
5	at Dallas	L98-107	3-1	29	Golden State	W111-107	25-20
6	San Antonio	W89-81	4-1	Feb. 1	at Indiana	W106-103	26-20
9	Milwaukee	W104-88	5-1	2	at Milwaukee	W91-83	27-20
11	at Charlotte	W85-82	6-1	4	at Minnesota	W92-86	28-20
13	at Memphis	L99-105	6-2	7	Cleveland	W92-77	29-20
14	L.A. Lakers	L90-93	6-3	9	Atlanta	W108-89	30-20
16	at San Antonio	L84-90	6-4	11	Portland	W95-83	31-20
17	Phoenix	L105-115	6-5	13	Sacramento	W89-87	32-20
21	Dallas	L94-100	6-6	19	at Cleveland	W93-85	33-20
23	at Miami	L91-98	6-7	21	Miami	W112-100	34-20
24	Denver	W109-81	7-7	22	at New Orleans	W100-80	35-20
26	at L.A. Clippers	W88-71	8-7	24	Chicago	W110-97	36-20
28	at Phoenix	W100-94	9-7	26	Washington	W94-69	37-20
29	at Golden State	L94-113	9-8	29	Memphis	W116-95	38-20
Dec. 1	at Sacramento	L99-107	9-9	Mar. 2	Denver	W103-89	39-20
5	Memphis	W105-92	10-9	5	Indiana	W117-99	40-20
7	at New Jersey	W96-89	11-9	6	at Dallas	W113-98	41-20
9	at Toronto	L80-93	11-10	8	New Orleans	W106-96	42-20
10	at Philadelphia	L88-100	11-11	10	New Jersey	W91-73	43-20
12	Detroit	W80-77	12-11	12	at Atlanta	W83-75	44-20
15	Dallas	L83-96	12-12	14	Charlotte	W89-80	45-20
19	Orlando	L92-97	12-13	16	L.A. Lakers	W104-92	46-20
20	at Denver	L111-112 (2OT)	12-14	18	Boston	L74-94	46-21
22	at Chicago	W116-98	13-14	19	at New Orleans	L69-90	46-22
23	at Detroit	L82-94	13-15	21	at Golden State	W109-106	47-22
28	at Memphis	W103-83	14-15	22	at Phoenix	L113-122	47-23
29	Toronto	W91-79	15-15	24	Sacramento	W108-100	48-23
31	Golden State	L95-112	15-16	26	Minnesota	W97-86	49-23
Jan. 2	at Boston	L93-97	15-17	30	at San Antonio	L88-109	49-24
4	at Orlando	W96-94	16-17	Apr. 1	at Sacramento	L98-99	49-25
5	New York	W103-91	17-17	3	at Portland	W95-86	50-25
8	at Washington	W92-84	18-17	4	at Seattle	W79-66	51-25
9	at New York	W101-92	19-17	6	at L.A. Clippers	W105-79	52-25
11	Minnesota	W113-82	20-17	9	Seattle	W103-80	53-25
13	New Orleans	L82-87	20-18	11	Phoenix	W101-90	54-25
15	Philadelphia	L107-111	20-19	13	at Denver	L94-111	54-26
19	San Antonio	W83-81	21-19	14	at Utah	L96-105	54-27
21	Seattle	W96-89	22-19	16	L.A. Clippers	W93-75	55-27

# 2008-09 Houston Rockets

(53-29, 2nd Southwest)

## Final Statistics

Player	G-S		Min	FGM-A	Pct.	3PM-A	Pct.	FTM-A	Pct.	Rebounds		Avg.	A	Avg.	PF-D	S	TO	B	TP	Avg.
	2nd	1st								O-D-Tot	Avg.									
Yao Ming	77-77	2589	566-1032	548	1-1	1.000	381-440	.866	204-557-761	9.9	137	1.8	257-2	30	234	150	1514	19.7		
Ron Artest	69-55	2452	416-1037	401	153-383	.399	196-262	.748	65-294-359	5.2	229	3.3	155-2	105	140	24	1181	17.1		
Tracy McGrady	35-35	1181	188-485	388	44-117	.376	125-156	.801	20-134-154	4.4	175	5.0	38-0	42	69	15	545	15.6		
Luis Scola	82-82	2488	424-799	531	0-3	.000	196-258	.760	200-520-720	8.8	123	1.5	261-2	68	123	11	1044	12.7		
Rafer Alston	48-48	1591	193-522	370	80-230	.348	86-109	.789	25-119-144	3.0	258	5.4	72-0	57	88	7	552	11.5		
Aaron Brooks	80-35	1998	316-783	404	113-309	.366	149-172	.866	33-124-157	2.0	238	3.0	152-1	46	125	8	894	11.2		
Von Wafer	63-11	1225	229-512	447	64-164	.390	88-117	.752	19-94-113	1.8	71	1.1	71-0	40	59	8	610	9.7		
Carl Landry	69-0	1467	240-418	574	1-3	.333	157-193	.813	124-219-343	5.0	39	0.6	166-0	26	68	31	638	9.2		
Kyle Lowry (TOT)	77-21	1679	189-434	435	25-98	.255	181-226	.801	26-163-189	2.5	275	3.6	146-1	69	117	17	584	7.6		
Kyle Lowry (HOU)	28-0	608	77-162	475	8-29	.276	52-65	.800	13-65-78	2.8	97	3.5	57-0	21	38	9	214	7.6		
Shane Battier	60-59	2031	145-354	410	91-237	.384	55-67	.821	52-233-285	4.8	137	2.3	114-0	48	49	54	436	7.3		
Luther Head	22-4	322	39-101	386	14-38	.368	14-16	.875	3-24-27	1.2	35	1.6	15-0	6	16	1	106	4.8		
Brent Barry	56-1	857	70-172	407	49-131	.374	19-20	.950	17-77-94	1.7	78	1.4	45-0	24	48	3	208	3.7		
Brian Cook (TOT)	30-0	171	28-76	368	13-30	.433	5-6	.833	7-25-32	1.1	5	0.2	26-0	3	13	3	74	2.5		
Brian Cook (HOU)	9-0	25	5-16	313	2-5	.400	0-0	—	1-4-5	0.6	1	0.1	3-0	0	2	3	12	1.3		
Dikembe Mutombo	9-2	96	5-13	385	0-0	—	6-9	.667	12-21-33	3.7	0	0.0	11-0	0	6	11	16	1.8		
James White	4-0	11	3-5	600	1-2	.500	0-0	—	0-0-0	0.0	1	0.3	2-0	1	3	1	7	1.8		
Chuck Hayes	71-1	858	42-113	372	0-4	.000	7-19	.368	74-176-250	3.5	42	0.6	134-2	34	25	19	91	1.3		
Joey Dorsey	3-0	6	1-2	500	0-0	—	0-0	—	0-1-1	0.3	1	0.3	0-0	0	0	0	2	0.7		
ROCKETS	82	19805	2959-6526	453	621-1656	.375	1531-1903	.805	862-2662-3524	43.0	1662	20.3	1553-9	548	1158	355	8070	98.4		
OPPONENTS	82	19805	2991-6735	444	464-1298	.357	1296-1730	.749	873-2399-3272	39.9	1620	19.8	1689-13	588	1012	435	7742	94.4		

Date	Opponent	Score	Record	Date	Opponent	Score	Record
Oct. 29	Memphis	W82-71	1-0	19	Denver	W115-113	26-16
30	at Dallas	W112-102	2-0	21	Utah	W108-99	27-16
Nov. 1	Oklahoma City	W89-77	3-0	23	at Indiana	L102-107	27-17
4	Boston	L99-103	3-1	25	at Detroit	W108-105	28-17
6	at Portland	L99-101 (OT)	3-2	26	at New York	L98-104	28-18
7	at L.A. Clippers	W92-83	4-2	28	Philadelphia	L93-95	28-19
9	at L.A. Lakers	L82-111	4-3	31	Golden State	W110-93	29-19
12	at Phoenix	W94-82	5-3	Feb. 3	Chicago	W107-100	30-19
14	at San Antonio	L75-77	5-4	4	at Memphis	L93-104	30-20
15	New Orleans	W91-82	6-4	7	Minnesota	W107-90	31-20
17	at Oklahoma City	W100-89	7-4	9	at Milwaukee	L112-124	31-21
19	Dallas	L86-96	7-5	11	Sacramento	W94-82	32-21
21	at Washington	W103-91	8-5	17	New Jersey	W114-88	33-21
22	at Orlando	W100-95	9-5	20	Dallas	W93-86	34-21
24	at Miami	W107-98	10-5	22	Charlotte	W99-78	35-21
26	Indiana	L90-91	10-6	24	Portland	W98-94	36-21
29	San Antonio	W103-84	11-6	26	Cleveland	W93-74	37-21
30	at Denver	L94-104	11-7	28	at Chicago	L102-105	37-22
Dec. 3	L.A. Clippers	W103-96	12-7	Mar. 1	at Minnesota	W105-94	38-22
5	Golden State	W131-112	13-7	3	Toronto	W107-97	39-22
8	at Memphis	L97-109	13-8	4	at Utah	L94-101	39-23
9	Atlanta	W92-84	14-8	6	Phoenix	W116-112	40-23
12	at Golden State	W119-108	15-8	8	Memphis	W93-83	41-23
13	at L.A. Clippers	L82-95	15-9	9	at Denver	W97-95	42-23
16	Denver	W108-96	16-9	11	L.A. Lakers	L96-102	42-24
19	Sacramento	W107-96	17-9	13	at Charlotte	W91-86	43-24
20	at Minnesota	W109-102	18-9	14	San Antonio	L85-88	43-25
22	at New Jersey	W114-91	19-9	16	at New Orleans	W95-84	44-25
23	at Cleveland	L90-99	19-10	18	Detroit	W106-101 (2OT)	45-25
26	at New Orleans	L79-88	19-11	20	Minnesota	W107-88	46-25
27	Utah	W120-115 (2OT)	20-11	22	at San Antonio	W87-85	47-25
29	Washington	L87-89	20-12	24	at Utah	L86-99	47-26
31	Milwaukee	W85-81	21-12	28	L.A. Clippers	W110-93	48-26
Jan. 2	at Toronto	L73-94	21-13	Apr. 1	at Phoenix	L109-114	48-27
3	at Atlanta	L100-103	21-14	3	at L.A. Lakers	L81-93	48-28
6	at Philadelphia	L96-104	21-15	5	Portland	W102-88	49-28
7	at Boston	W89-85	22-15	7	Orlando	W93-83	50-28
9	at Oklahoma City	W98-96	23-15	9	at Sacramento	W115-98	51-28
10	New York	W96-76	24-15	10	at Golden State	W113-109	52-28
13	L.A. Lakers	L100-105	24-16	13	New Orleans	W86-66	53-28
17	Miami	W93-86	25-16	15	at Dallas	L84-95	53-29

History

# 2009-10 Houston Rockets

(42-40, 3rd Southwest)

## Final Statistics

Player	G-S	Min	FGM-A	Pct.	3PM-A	Pct.	FTM-A	Pct.	Rebounds	Avg.	A	Avg.	PF-D	S	TO	B	TP	Avg.
Kevin Martin (TOT)	24-22	859	154-354	.435	31-100	.310	171-185	.924	9-61-70	2.9	54	2.3	45-0	23	57	2	510	21.3
Aaron Brooks	82-82	2919	575-1331	.432	209-525	.398	245-298	.822	54-161-215	2.6	434	5.3	199-1	69	232	14	1604	19.6
Luis Scola	82-82	2671	560-1090	.514	1-5	.200	208-267	.779	175-530-705	8.6	169	2.1	246-2	63	163	26	1329	16.2
Carl Landry	52-12	1415	302-552	.547	0-0	—	235-280	.839	122-166-286	5.5	40	0.8	146-1	28	86	46	839	16.1
Trevor Ariza	72-71	2629	394-999	.394	136-407	.334	148-228	.649	78-325-403	5.6	276	3.8	162-0	126	161	40	1072	14.9
Kyle Lowry	68-0	1651	184-464	.397	37-136	.272	215-260	.827	91-156-247	3.6	305	4.5	173-0	60	116	9	620	9.1
Chase Budinger	74-4	1488	249-565	.441	92-249	.369	67-87	.770	38-182-220	3.0	88	1.2	85-0	34	48	11	657	8.9
Shane Battier	67-62	2168	178-447	.398	101-279	.362	77-106	.726	74-238-312	4.7	164	2.4	139-0	53	64	76	534	8.0
David Andersen	63-0	891	147-340	.432	27-78	.346	46-67	.687	54-154-208	3.3	44	0.7	119-0	15	37	12	367	5.8
Jared Jeffries (TOT)	70-37	1794	138-314	.439	21-71	.296	75-120	.625	130-158-288	4.1	101	1.4	203-2	62	76	71	372	5.3
Jared Jeffries (HOU)	18-0	332	36-84	.429	1-9	.111	15-27	.556	31-34-65	3.6	18	1.0	46-0	9	14	13	88	4.9
Jordan Hill (TOT)	47-0	624	99-201	.493	0-2	.000	46-68	.676	76-99-175	3.7	20	0.4	92-0	14	30	21	244	5.2
Jordan Hill (HOU)	23-0	372	58-109	.532	0-0	—	31-47	.660	44-70-114	5.0	13	0.6	55-0	4	18	12	147	6.4
Garrett Temple	9-0	118	13-29	.448	3-12	.250	16-24	.667	2-12-14	1.6	7	0.8	16-0	4	14	4	45	5.0
Chuck Hayes	82-82	1773	161-329	.489	0-0	—	36-66	.545	151-314-465	5.7	139	1.7	219-3	73	74	43	358	4.4
Jermaine Taylor	31-4	3003	45-119	.378	5-22	.227	33-46	.717	21-25-46	1.5	16	0.5	15-0	10	19	3	128	4.1
Tracy McGrady	6-0	46	7-19	.368	1-2	.500	4-6	.667	0-5-5	0.8	6	1.0	2-0	0	1	2	19	3.2
Mike Harris (TOT)	13-0	96	11-30	.367	0-1	.000	7-11	.636	10-14-24	1.8	3	0.2	14-0	5	9	1	29	2.2
Mike Harris (HOU)	8-0	82	10-27	.370	0-1	.000	5-9	.556	9-11-20	2.5	3	0.4	10-0	4	9	1	25	3.1
Hilton Armstrong (TOT)	33-0	335	28-79	.354	0-1	.000	15-32	.469	27-54-81	2.5	21	0.6	59-1	15	22	12	71	2.2
Hilton Armstrong (HOU)	9-0	40	5-17	.294	0-1	.000	0-2	.000	5-1-6	0.7	3	0.3	10-0	5	5	0	10	1.1
Joey Dorsey	7-0	54	5-11	.455	0-0	—	1-2	.500	11-14-25	3.6	2	0.3	12-0	2	4	1	11	1.6
Brian Cook	15-0	44	7-23	.304	2-9	.222	5-7	.714	1-8-9	0.6	1	0.1	5-0	0	6	2	21	1.4
Pops Mensah-Bonsu	4-0	13	1-4	.250	0-0	—	3-5	.500	1-3-4	1.0	1	0.3	3-0	1	0	1	5	1.3
Will Conroy	5-0	36	3-10	.300	0-3	.000	0-2	.000	0-3-3	0.6	7	1.4	5-0	0	4	0	6	1.2
ROCKETS	82	19905	3094-6923	.447	646-1838	.351	1561-2022	.772	971-2471-3442	42.0	1790	21.8	1712-7	583	1188	318	8395	102.4
OPPONENTS	82	19905	3236-6810	.475	489-1344	.364	1464-1917	.764	875-2632-3507	42.8	1716	20.9	1840-21	597	1207	532	8425	102.7

Date	Opponent	Score	Record	Date	Opponent	Score	Record
Oct. 27	at Portland	L87-96	0-1	22	at San Antonio	W116-109	24-18
28	at Golden State	W108-107	1-1	23	Chicago	L97-104	24-19
31	Portland	W111-107	2-1	25	Atlanta	L95-102	24-20
Nov. 2	at Utah	W113-96	3-1	27	Denver	L92-97	24-21
4	L.A. Lakers	L102-103 (OT)	3-2	29	Portland	W104-100	25-21
6	Oklahoma City	W105-94	4-2	31	Phoenix	L111-115 (OT)	25-22
10	at Dallas	L103-121	4-3	Feb. 2	Golden State	W119-97	26-22
11	Memphis	W104-79	5-3	5	at Memphis	W101-83	27-22
13	at Sacramento	L100-109	5-4	6	Philadelphia	W95-102	27-23
15	at L.A. Lakers	W101-91	6-4	9	at Miami	L66-99	27-24
17	Phoenix	L105-111	6-5	16	Utah	L95-104	27-25
18	at Minnesota	W97-84	7-5	17	at Milwaukee	W127-99	28-25
20	at Atlanta	L103-105	7-6	20	Indiana	L115-125	28-26
21	Sacramento	W113-106	8-6	21	at New Orleans	L94-102	28-27
25	Dallas	L99-130	8-7	24	Orlando	L92-110	28-28
27	San Antonio	L84-92	8-8	26	San Antonio	W109-104	29-28
29	at Oklahoma City	W100-91	9-8	27	at Utah	L110-133	29-29
Dec. 2	at L.A. Clippers	W102-85	10-8	Mar. 1	Toronto	W116-92	30-29
3	at Golden State	W111-109	11-8	3	Sacramento	L81-84	30-30
5	at Portland	L89-90	11-9	6	at Minnesota	W112-98	31-30
9	Cleveland	W95-85	12-9	7	at Detroit	L107-110 (OT)	31-31
11	at Philadelphia	W96-91	13-9	9	at Washington	W96-88	32-31
13	at Toronto	L88-101	13-10	13	New Jersey	W116-108	33-31
15	Detroit	W107-96	14-10	15	Denver	W125-123	34-31
16	at Denver	L101-111	14-11	17	Memphis	W107-94	35-31
18	at Dallas	W116-108 (OT)	15-11	19	Boston	L87-94	35-32
19	Oklahoma City	W95-90	16-11	21	at New York	W116-112	36-32
22	L.A. Clippers	W108-99	17-11	22	at Chicago	L88-98	36-33
23	at Orlando	L87-102	17-12	24	at Oklahoma City	L104-122	36-34
26	at New Jersey	W98-93	18-12	25	L.A. Clippers	L93-99	36-35
27	at Cleveland	L83-108	18-13	27	L.A. Lakers	L101-109	36-36
29	New Orleans	W108-100	19-13	30	Washington	W98-94	37-36
31	Dallas	W97-94	20-13	31	at San Antonio	L102-119	37-37
Jan. 2	at New Orleans	L95-99	20-14	Apr. 2	at Boston	W119-114 (OT)	38-37
5	at L.A. Lakers	L79-88	20-15	4	at Indiana	L102-133	38-38
6	at Phoenix	L110-118	20-16	6	at Memphis	W113-103	39-38
9	New York	W105-96	21-16	7	Utah	W113-96	40-38
12	at Charlotte	L94-102	21-17	9	Charlotte	W97-90	41-38
13	Minnesota	W120-114 (3OT)	22-17	11	at Phoenix	L106-116	41-39
15	Miami	L106-115	22-18	12	at Sacramento	W117-107	42-39
18	Milwaukee	W101-98 (OT)	23-18	14	New Orleans	L115-123	42-40

# 2010-11 Houston Rockets

(43-39, 5th Southwest)

## Final Statistics

Player	G-S	Min	FGM-A	Pct.	3PM-A	Pct.	FTM-A	Pct.	Rebounds			PF-D	S	TO	B	TP	Avg.	
									O-D-Tot	Avg.	A							
Kevin Martin	80-80	2803	553-1267	436	176-459	383	594-669	888	28-230-258	3.2	198	2.5	155-1	80	184	15	1876	23.5
Luis Scola	74-74	2412	569-1129	504	0-3	0-0	214-290	738	147-459-606	8.2	185	2.5	227-4	48	147	44	1352	18.3
Kyle Lowry	75-71	2563	345-809	426	129-343	376	192-251	765	89-220-309	4.1	500	6.7	207-0	102	158	23	1011	13.5
Aaron Brooks	34-7	811	134-387	346	48-169	284	78-83	940	11-40-51	1.5	129	3.8	69-3	21	55	2	394	11.6
Yao Ming	5-5	91	18-37	486	0-0	0-0	15-16	938	7-20-27	5.4	4	0.8	13-1	0	7	8	51	10.2
Chase Budinger	78-22	1738	279-656	425	89-274	325	118-138	855	52-229-281	3.6	127	1.6	114-0	41	67	18	765	9.8
Shane Battier	59-59	1818	186-408	456	88-225	391	49-76	645	58-223-281	4.8	153	2.6	127-1	53	63	71	509	8.6
Courtney Lee	81-1	1723	253-576	439	71-174	408	95-120	792	51-158-209	2.6	100	1.2	102-0	58	68	18	672	8.3
Chuck Hayes	74-63	2079	244-463	527	0-2	0-0	94-142	662	219-380-599	8.1	202	2.7	200-0	79	86	49	582	7.9
Goran Dragic (TOT)	70-5	1234	192-441	435	56-155	361	83-133	624	36-106-142	2.0	204	2.9	125-0	50	117	10	523	7.5
Goran Dragic (HOU)	22-3	378	59-125	472	28-54	519	24-36	667	12-44-56	2.5	55	2.5	35-0	14	21	4	170	7.7
Brad Miller	60-5	1015	132-296	446	40-107	374	78-94	830	44-178-222	3.7	145	2.4	98-0	28	54	21	382	6.4
Patrick Patterson	52-6	868	149-267	558	0-2	0-0	30-42	714	86-114-200	3.8	41	0.8	77-0	17	31	37	328	6.3
Jordan Hill	72-11	1125	173-352	491	0-2	0-0	60-85	706	128-178-306	4.3	29	0.4	157-1	14	62	52	406	5.6
Terrence Williams (TOT)	21-0	290	43-115	374	6-22	273	14-21	667	4-47-51	2.4	38	1.8	25-0	9	33	0	106	5.0
Terrence Williams (HOU)	11-0	84	14-42	333	2-10	200	9-11	818	1-14-15	1.4	7	0.6	4-0	4	8	0	39	3.5
Jermaine Taylor	8-0	77	16-32	500	2-5	400	5-6	833	1-8-9	1.1	2	0.3	4-0	2	6	2	39	4.9
Ishmael Smith	28-3	329	32-83	386	3-8	375	7-10	700	6-36-42	1.5	64	2.3	26-0	13	26	2	74	2.6
Mike Harris	4-0	16	3-6	500	0-0	0-0	2-4	500	2-3-5	1.3	1	0.3	2-0	0	1	1	8	2.0
Jared Jeffries	18-0	138	11-36	306	1-6	167	4-10	400	20-15-35	1.9	11	0.6	21-0	7	3	4	27	1.5
Hasheem Thabeet (TOT)	47-0	373	17-40	425	0-0	0-0	19-35	543	24-51-75	1.6	4	0.1	76-0	9	17	16	53	1.1
Hasheem Thabeet (HOU)	2-0	4	0-1	0-0	0-0	0-0	0-0	0-0	0-0-0	0.0	0	0.0	0-0	0	0	1	0	0.0
Marcus Cousin (TOT)	4-0	18	2-3	667	0-0	0-0	0-0	0-0	0-3-3	0.8	0	0.0	1-0	0	1	1	4	1.0
DeMarre Carroll (TOT)	12-0	50	4-12	333	0-0	0-0	2-2	1000	2-6-8	0.7	4	0.3	5-0	1	0	1	10	0.8
DeMarre Carroll (HOU)	5-0	11	0-3	0-0	0-0	0-0	0-0	0-0	0-0-0	0.0	2	0.4	0-0	0	0	0	0	0.0
ROCKETS	82	19880	3170-6975	454	677-1843	367	1668-2083	801	962-2549-3511	42.8	1955	23.8	1641-11	581	1110	371	8685	105.9
OPPONENTS	82	19880	3266-6979	468	448-1250	358	1526-1954	781	955-2552-3507	42.8	1707	20.8	1754-8	588	1125	449	8506	103.7

Date	Opponent	Score	Record	Date	Opponent	Score	Record
Oct. 26	at L.A. Lakers	L110-112	0-1	17	Milwaukee	W93-84	19-23
27	at Golden State	L128-132	0-2	19	New York	W104-89	20-23
30	Denver	L94-107	0-3	21	at Memphis	L110-115	20-24
Nov. 3	New Orleans	L99-107	0-4	22	Orlando	L104-118	20-25
6	at San Antonio	L121-124 (OT)	0-5	24	at Minnesota	W129-125	21-25
7	Minnesota	W120-94	1-5	26	L.A. Clippers	W96-83	22-25
10	at Washington	L91-98	1-6	27	at Dallas	L106-111	22-26
12	at Indiana	W102-99	2-6	29	at San Antonio	L95-108	22-27
14	at New York	W104-96	3-6	Feb. 1	at L.A. Lakers	L106-114 (OT)	22-28
16	Chicago	L92-95	3-7	2	at Utah	W97-96	23-28
17	at Oklahoma City	L99-116	3-8	5	Memphis	W95-93 (OT)	24-28
19	at Toronto	L96-106	3-9	7	at Denver	W108-103	25-28
22	Phoenix	L116-123	3-10	8	Minnesota	L108-112	25-29
24	Golden State	W111-101	4-10	12	Dallas	L102-106	25-30
26	at Charlotte	L89-99	4-11	14	Denver	W121-102	26-30
28	Oklahoma City	W99-98	5-11	16	Philadelphia	L105-114	26-31
29	at Dallas	L91-101	5-12	22	at Detroit	W108-100	27-31
Dec. 1	L.A. Lakers	W109-99	6-12	23	at Cleveland	W124-119	28-31
3	at Memphis	W127-111	7-12	26	New Jersey	W123-108	29-31
4	at Chicago	L116-119 (OT)	7-13	27	at New Orleans	W91-89	30-31
7	Detroit	W97-83	8-13	Mar. 1	at Portland	W103-87	31-31
10	at Milwaukee	L91-97	8-14	2	at L.A. Clippers	L103-106	31-32
11	Cleveland	W110-95	9-14	5	Indiana	W112-95	32-32
14	Sacramento	W118-105	10-14	7	at Sacramento	W123-101	33-32
15	at Oklahoma City	L105-117	10-15	8	at Phoenix	L110-113	33-33
17	Memphis	W103-87	11-15	12	San Antonio	L107-115	33-34
19	at Sacramento	W102-93	12-15	14	Phoenix	W95-93	34-34
20	at Golden State	W121-112	13-15	16	Charlotte	W94-78	35-34
22	at L.A. Clippers	W97-92	14-15	18	Boston	W93-77	36-34
27	Washington	W100-93	15-15	20	Utah	W110-108	37-34
29	Miami	L119-125	15-16	23	Golden State	W131-112	38-34
31	Toronto	W114-105	16-16	27	at Miami	L119-125	38-35
Jan. 2	at Portland	L85-100	16-17	29	at New Jersey	W112-87	39-35
3	at Denver	L106-113	16-18	30	at Philadelphia	L97-108	39-36
5	Portland	L100-103	16-19	Apr. 1	San Antonio	W119-114 (OT)	40-36
7	at Orlando	L95-110	16-20	3	Atlanta	W114-109	41-36
8	Utah	L99-103 (OT)	16-21	5	Sacramento	L101-104	41-37
10	at Boston	W108-102	17-21	6	at New Orleans	L93-101	41-38
12	Oklahoma City	L112-118	17-22	9	L.A. Clippers	W99-78	42-38
14	New Orleans	L105-110 (OT)	17-23	11	Dallas	L91-98 (OT)	42-39
15	at Atlanta	W112-106	18-23	13	at Minnesota	W121-102	43-39

History

# 2011-12 Houston Rockets

(34-32, 4th Southwest)

## Final Statistics

Player	G-S	Min	FGM-A	Pct.	3PM-A	Pct.	FTM-A	Pct.	Rebounds		PF-D	S	TO	B	TP	Avg.			
									O-D- Tot	Avg.									
Kevin Martin	40-40	1264	222-537	41.3	78-225	34.7	160-179	89.4	13-33	106	2.7	110	2.8	70-0	28	70	3	682	17.1
Luis Sciola	66-66	2067	436-888	49.1	0-3	.000	153-198	77.3	122-306	428	6.5	140	2.1	214-1	35	153	24	1025	15.5
Kyle Lowry	47-38	1510	210-513	40.9	79-211	37.4	171-198	86.4	37-176	213	4.5	310	6.6	133-0	73	130	14	670	14.3
Goran Dragic	66-28	1752	277-600	46.2	68-202	33.7	153-190	80.5	53-115	168	2.5	351	5.3	166-1	85	157	10	775	11.7
Courtney Lee	58-26	1757	251-580	43.3	87-217	40.1	71-86	82.6	26-133	159	2.7	88	1.5	106-1	68	64	22	660	11.4
Chase Budinger	58-9	1298	208-471	44.2	88-219	40.2	54-70	77.1	38-179	217	3.7	74	1.3	65-0	29	55	7	558	9.6
Chandler Parsons	63-57	1804	248-549	45.2	60-178	33.7	43-78	55.1	90-210	300	4.8	134	2.1	142-1	73	81	29	599	9.5
Patrick Patterson	64-1	1483	225-511	44.0	0-3	.000	40-57	70.2	112-174	286	4.5	53	0.8	113-0	27	49	36	490	7.7
Samuel Dalembert	65-45	1446	200-395	50.6	0-1	.000	90-113	79.6	158-298	456	7.0	33	0.5	162-2	37	82	111	490	7.5
Jordan Hill	32-7	469	68-135	50.4	0-3	.000	25-39	64.1	47-108	155	4.8	14	0.4	60-0	9	24	21	161	5.0
Earl Boykins	8-0	111	12-36	33.3	2-9	22.2	13-15	86.7	0-11	11	1.4	17	2.1	5-0	1	7	0	39	4.9
Marcus Camby (TOT)	59-53	1352	128-287	44.6	2-5	.400	29-64	45.3	157-373	530	9.0	107	1.8	126-0	50	57	85	287	4.9
Marcus Camby (HOU)	19-13	458	61-126	48.4	2-5	.400	11-26	42.3	52-124	176	9.3	32	1.7	38-0	17	10	29	135	7.1
Terrence Williams	12-0	181	20-57	35.1	8-19	42.1	6-12	50.0	2-26	28	2.3	10	0.8	16-0	4	10	1	54	4.5
Courtney Fortson (TOT)	10-0	95	11-32	34.4	3-13	23.1	10-15	66.7	6-9	15	1.5	10	1.0	5-0	3	10	0	35	3.5
Courtney Fortson (HOU)	6-0	49	6-20	30.0	2-9	22.2	4-6	66.7	2-5	7	1.2	5	0.8	2-0	3	5	0	18	3.0
Jonny Flynn	11-0	135	12-41	29.3	2-9	22.2	11-14	78.6	1-7	8	0.7	28	2.5	8-0	3	9	1	37	3.4
Jeff Adrien	8-0	63	7-16	43.8	0-0	—	7-12	58.3	5-17	22	2.8	1	0.1	13-0	0	2	2	21	2.6
Marcus Morris	17-0	126	16-54	29.6	2-17	11.8	6-8	75.0	5-11	16	0.9	3	0.2	12-0	2	4	2	40	2.4
Greg Smith	8-0	69	7-11	63.6	0-0	—	0-0	—	5-15	20	2.5	1	0.1	17-0	2	1	5	14	1.8
Hasheem Thabeet	5-0	23	3-3	1.000	0-0	—	0-0	—	1-6	7	1.4	0	0.0	5-0	0	0	2	6	1.2
Malcolm Thomas (TOT)	3-0	15	0-3	.000	0-0	—	1-2	50.0	1-3	3	1.0	1	0.3	0-0	1	0	1	1	0.3
ROCKETS	66	16065	2489-5543	44.9	478-1330	35.9	1018-1301	78.2	769-2014	2783	42.2	1404	21.3	1347-6	496	955	319	6474	98.1
OPPONENTS	66	16065	2474-5427	45.6	369-1136	32.5	1142-1490	76.6	729-2027	2756	41.8	1321	20.0	1215-4	495	972	340	6459	97.9

Date	Opponent	Score	Record	Date	Opponent	Score	Record
Dec. 26	at Orlando	L95-104	0-1	22	Philadelphia	W93-87	20-14
29	San Antonio	W105-85	1-1	28	Toronto	W88-85	21-14
30	at Memphis	L93-113	1-2	29	at Utah	L83-104	21-15
31	Atlanta	W95-84	2-2	Mar. 2	Denver	L105-117	21-16
Jan. 3	at L.A. Lakers	L99-108	2-3	4	L.A. Clippers	L103-105 (OT)	21-17
4	at L.A. Clippers	L89-117	2-4	6	at Boston	L92-97 (OT)	21-18
6	at Oklahoma City	L94-109	2-5	7	at Toronto	L98-116	21-19
7	Oklahoma City	L95-98	2-6	10	at New Jersey	W112-106	22-19
10	at Charlotte	W82-70	3-6	11	at Cleveland	L107-118	22-20
11	at San Antonio	L95-101 (OT)	3-7	13	at Oklahoma City	W104-103	23-20
13	Sacramento	W103-89	4-7	14	Charlotte	W107-87	24-20
14	Portland	W107-105 (OT)	5-7	17	at L.A. Clippers	L91-95	24-21
16	at Washington	W114-106	6-7	18	at Phoenix	L86-99	24-22
17	Detroit	W97-80	7-7	20	L.A. Lakers	W107-104	25-22
19	New Orleans	W90-88 (OT)	8-7	22	Golden State	W109-83	26-22
21	San Antonio	W105-102	9-7	24	Dallas	L99-101 (OT)	26-23
23	at Minnesota	W107-92	10-7	26	Sacramento	W113-106 (OT)	27-23
25	Milwaukee	L99-105	10-8	27	at Dallas	L81-90	27-24
27	Washington	W103-76	11-8	30	Memphis	W98-89	28-24
28	New York	W97-84	12-8	Apr. 1	Indiana	L102-104 (OT)	28-25
30	Minnesota	L108-120	12-9	2	at Chicago	W99-93	29-25
Feb. 1	at San Antonio	L91-99	12-10	6	at L.A. Lakers	W112-107	30-25
3	Phoenix	W99-81	13-10	8	at Sacramento	W104-87	31-25
4	at Minnesota	L91-100	13-11	9	at Portland	W94-89	32-25
6	at Denver	W99-90	14-11	11	Utah	L91-103	32-26
8	at Portland	W103-96	15-11	13	Phoenix	L105-112	32-27
9	at Phoenix	W96-89	16-11	15	at Denver	L86-101	32-28
12	at Golden State	L97-106	16-12	16	Denver	L102-105	32-29
14	at Memphis	L83-93	16-13	18	at Dallas	L110-117	32-30
15	Oklahoma City	W96-95	17-13	19	at New Orleans	L99-105 (OT)	32-31
17	Minnesota	L98-111	17-14	21	Golden State	W99-96	33-31
19	Utah	W101-85	18-14	22	at Miami	L88-97	33-32
20	Memphis	W97-93	19-14	26	New Orleans	W84-77	34-32

# 2012-13 Houston Rockets

## (45-37, 3rd Southwest)

### Final Statistics

PLAYER	G-GS	MIN	FIELD GOALS			3-POINT FG			REBOUNDS			AST	PF-DQ	STL	TO	BLK	PTS	AVG
			FG-FGA	PCT	FG-FGA	PCT	FT-FTA	PCT	OFF	DEF	TOT							
James Harden	78-78	2985	585-1337	438	179-486	368	674-792	851	62	317	379	455	178-0	142	295	38	2023	25.9
Chandler Parsons	76-76	2758	456-939	486	152-395	385	113-155	729	79	325	404	269	148-0	75	147	32	1177	15.5
Jeremy Lin	82-82	2640	396-897	441	87-257	339	216-275	785	32	215	247	497	205-2	134	236	29	1095	13.4
Patrick Patterson	67-38	1219	236-455	519	35-96	365	37-49	755	73	148	221	51	90-0	18	42	27	544	11.6
Carlos Delfino	47-5	1689	251-620	405	156-421	375	48-56	857	18	202	220	135	114-0	68	72	9	708	10.6
Omer Asik	82-82	2464	332-614	541	0-1	0.00	168-299	562	275	681	966	75	223-2	46	173	87	832	10.1
Marcus Morris	54-17	1154	171-400	428	74-194	381	49-75	653	63	156	219	47	120-1	27	53	16	465	8.6
Toney Douglas	49-0	913	139-352	395	61-162	377	60-68	882	23	67	90	93	103-0	40	56	2	399	8.1
Aaron Brooks (HOU)	7-0	38	4-13	308	2-7	286	0-0	—	1	1	2	6	5-0	1	4	3	10	1.4
Greg Smith	70-10	1110	170-274	620	0-1	0.00	81-130	623	111	210	321	25	175-1	18	41	40	421	6.0
Donatas Motiejunas	44-14	538	97-213	455	24-83	289	32-51	627	36	57	93	31	73-0	7	37	10	250	5.7
Patrick Beverley	41-0	713	79-189	418	36-96	375	34-41	829	45	64	109	117	83-0	37	44	21	228	5.6
Francisco Garcia (hou)	18-5	319	41-95	432	27-70	386	6-7	857	1	22	23	20	22-0	14	12	7	115	6.4
Terrence Jones	19-0	276	43-94	457	5-19	263	13-17	765	28	37	65	15	21-0	12	13	19	104	5.5
Thomas Robinson	19-0	247	35-78	449	0-1	0.00	16-38	421	30	47	77	10	29-0	16	23	5	86	4.5
James Anderson	29-2	307	41-101	406	16-49	327	17-19	895	15	43	58	33	18-0	12	18	3	115	4.0
Daquan Cook	16-1	165	21-59	356	11-30	367	2-3	667	5	13	18	10	13-0	6	6	2	55	3.4
Cole Aldrich	30-0	213	23-43	535	0-0	—	4-9	444	12	45	57	6	41-0	3	14	9	50	1.7
Scott Machado	6-0	21	3-6	500	0-1	0.00	2-2	1000	0	1	1	6	0-0	2	8	0	8	1.3
Tim Ohlbrecht	3-0	12	1-3	333	0-0	—	1-1	1000	0	1	1	1	1-0	1	4	0	3	1.0
ROCKETS	82	19780	3124-6782	461	867-2369	366	1573-2087	754	909	2652	3561	1902	1662-6	679	1348	359	8688	106.0
OPPONENTS	82	19780	3184-7007	454	661-1798	368	1374-1771	776	876	2539	3415	1858	1674-7	693	1210	498	8403	102.5

Date	Opponent	Score	Record	Date	Opponent	Score	Record
Oct. 31	at Detroit	W105-96	1-0	19	at Minnesota	L79-92	21-21
Nov. 2	at Atlanta	W109-102	2-0	21	at Charlotte	W100-94	22-21
3	<b>Portland</b>	<b>L85-95 OT</b>	<b>2-1</b>	23	<b>Denver</b>	<b>L95-105</b>	<b>22-22</b>
4	<b>Denver</b>	<b>L87-93</b>	<b>2-2</b>	25	at New Orleans	W100-82	23-22
9	at Memphis	L85-93	2-3	26	<b>Brooklyn</b>	<b>W119-106</b>	<b>24-22</b>
10	<b>Detroit</b>	<b>W96-82</b>	<b>3-3</b>	28	at Utah	W125-80	25-22
12	<b>Miami</b>	<b>L110-113</b>	<b>3-4</b>	30	at Denver	L110-118	25-23
14	<b>New Orleans</b>	<b>W100-96</b>	<b>4-4</b>	Feb. 2	<b>Charlotte</b>	<b>W109-95</b>	<b>26-23</b>
16	at Portland	L117-119 OT	4-5	5	<b>Golden State</b>	<b>W140-109</b>	<b>27-23</b>
18	at LA Lakers	L108-119	4-6	6	at Miami	L108-114	27-24
19	at Utah	L91-102	4-7	8	<b>Portland</b>	<b>W118-103</b>	<b>28-24</b>
21	<b>Chicago</b>	<b>W93-89</b>	<b>5-7</b>	10	at Sacramento	L111-117	28-25
23	<b>New York</b>	<b>W131-103</b>	<b>6-7</b>	12	at Golden State	W116-107	29-25
27	<b>Toronto</b>	<b>W117-101</b>	<b>7-7</b>	13	at LA Clippers	L96-106	29-26
28	at Oklahoma City	L98-120	7-8	20	<b>Oklahoma City</b>	<b>W122-119</b>	<b>30-26</b>
Dec. 1	<b>Utah</b>	<b>W124-116</b>	<b>8-8</b>	22	at Brooklyn	W106-96	31-26
4	<b>LA Lakers</b>	<b>W107-105</b>	<b>9-8</b>	23	at Washington	L103-105	31-27
7	at San Antonio	L92-114	9-9	27	<b>Milwaukee</b>	<b>L107-110</b>	<b>31-28</b>
8	<b>Dallas</b>	<b>L109-116</b>	<b>9-10</b>	Mar. 1	at Orlando	W118-110	32-28
10	<b>San Antonio</b>	<b>L126-134 OT</b>	<b>9-11</b>	3	<b>Dallas</b>	<b>W136-103</b>	<b>33-28</b>
12	<b>Washington</b>	<b>W99-93</b>	<b>10-11</b>	6	at Dallas	L108-112	33-29
14	<b>Boston</b>	<b>W101-89</b>	<b>11-11</b>	8	at Golden State	W94-88	34-29
16	at Toronto	L96-103	11-12	9	at Phoenix	L105-107	34-30
17	at New York	W109-96	12-12	13	<b>Phoenix</b>	<b>W111-81</b>	<b>35-30</b>
19	<b>Philadelphia</b>	<b>W125-103</b>	<b>13-12</b>	15	<b>Minnesota</b>	<b>W108-100</b>	<b>36-30</b>
22	<b>Memphis</b>	<b>W121-96</b>	<b>14-12</b>	17	<b>Golden State</b>	<b>L78-108</b>	<b>36-31</b>
25	at Chicago	W120-97	15-12	20	<b>Utah</b>	<b>W100-93</b>	<b>37-31</b>
26	at Minnesota	W87-84	16-12	22	<b>Cleveland</b>	<b>W116-78</b>	<b>38-31</b>
28	at San Antonio	L116-122	16-13	24	<b>San Antonio</b>	<b>W96-95</b>	<b>39-31</b>
29	<b>Oklahoma City</b>	<b>L94-124</b>	<b>16-14</b>	27	<b>Indiana</b>	<b>L91-100</b>	<b>39-32</b>
31	<b>Atlanta</b>	<b>W123-104</b>	<b>17-14</b>	29	at Memphis	L94-103	39-33
Jan. 2	<b>New Orleans</b>	<b>W104-92</b>	<b>18-14</b>	30	<b>LA Clippers</b>	<b>W98-81</b>	<b>40-33</b>
4	at Milwaukee	W115-101	19-14	Apr. 1	<b>Orlando</b>	<b>W111-103</b>	<b>41-33</b>
5	at Cleveland	W112-104	20-14	3	at Sacramento	W112-102	42-33
8	<b>LA Lakers</b>	<b>W125-112</b>	<b>21-14</b>	5	at Portland	W116-98	43-33
9	at New Orleans	L79-88	21-15	6	at Denver	L114-132	43-34
11	at Boston	L91-103	21-16	9	<b>Phoenix</b>	<b>W101-98</b>	<b>44-34</b>
12	at Philadelphia	L100-107	21-17	12	<b>Memphis</b>	<b>L78-82</b>	<b>44-35</b>
15	<b>LA Clippers</b>	<b>L109-117</b>	<b>21-18</b>	14	<b>Sacramento</b>	<b>W121-100</b>	<b>45-35</b>
16	at Dallas	L100-105	21-19	15	at Phoenix	L112-119	45-36
18	at Indiana	L95-105	21-20	17	at LA Lakers	L95-99 OT	45-37

# 2013-14 Houston Rockets

(54-28, 2nd Southwest)

## Final Statistics

PLAYER	G-GS	MIN	FIELD GOALS		3-POINT FG		FT-FTA		Rebounds			PF-DQ	STL	TO	BLK	PTS	AVG	
			FG-FGA	PCT	FG-FGA	PCT	FT-FTA	PCT	OFF	DEF	TOT							AST
Harden	73-73	2777	549-1205	0.456	177-483	0.366	576-665	0.866	61	283	344	446	177-0	115	265	29	1851	25.4
Howard	71-71	2396	473-800	0.591	2-7	0.286	349-638	0.547	231	635	866	131	240-0	60	229	128	1297	18.3
Parsons	74-74	2783	466-987	0.472	130-351	0.370	164-221	0.742	69	340	409	298	168-1	88	144	29	1226	16.6
Lin	71-33	2054	295-662	0.446	82-229	0.358	218-265	0.823	34	153	187	294	166-0	68	176	27	890	12.5
Jones	76-71	2078	386-712	0.542	31-101	0.307	118-195	0.605	162	366	528	87	139-0	53	71	99	921	12.1
Beverley	56-55	1751	199-481	0.414	92-255	0.361	83-102	0.814	72	124	196	151	174-4	77	66	23	573	10.2
Daniels	5-1	75	15-31	0.484	12-25	0.480	0-0	---	0	4	4	5	6-0	0	3	0	42	8.4
Brooks	43-0	716	104-263	0.395	54-132	0.409	37-44	0.841	23	39	62	83	76-0	25	51	6	299	7.0
Casspi	71-2	1283	173-410	0.422	61-176	0.347	83-122	0.680	55	205	260	88	100-0	44	72	14	490	6.9
Hamilton (TOT)	60-12	1020	147-376	0.391	70-198	0.354	40-51	0.784	32	162	194	52	67-0	44	46	20	404	6.7
Hamilton (HOU)	21-1	349	48-122	0.393	25-69	0.362	17-20	0.850	9	52	61	18	36-0	13	19	7	138	6.6
Asik	48-19	968	101-190	0.532	0-0	---	78-126	0.619	101	277	378	25	92-1	14	59	37	280	5.8
Garcia	55-4	1083	118-294	0.401	69-193	0.358	10-19	0.526	21	101	122	63	120-1	27	30	33	315	5.7
Motiejunas	62-3	952	131-296	0.443	21-84	0.250	58-96	0.604	60	165	225	34	132-4	20	49	21	341	5.5
Canaan	22-0	252	31-87	0.356	18-55	0.327	21-29	0.724	7	17	24	22	25-0	8	21	4	101	4.6
Powell	1-0	19	2-6	0.333	0-0	---	0-0	---	0	5	5	0	1-0	0	1	1	4	4.0
Smith	11-0	100	18-28	0.643	0-0	---	2-5	0.400	11	16	27	0	17-1	1	5	2	38	3.5
Covington	7-0	34	6-14	0.429	4-11	0.364	0-0	---	2	3	5	0	3-0	2	1	0	16	2.3
Brewer	23-3	158	3-15	0.200	1-8	0.125	0-2	0.000	2	12	14	10	4-0	6	2	1	7	0.3
Pittman (TOT)	2-0	3	0-1	0.000	0-0	---	0-2	0	3	0	3	0	0-0	0	0	0	0	0.0
ROCKETS	82	19830	3118-6603	0.472	779-2179	0.358	1814-2549	0.712	920	2797	3717	1755	1676-12	621	1323	461	8829	107.7
OPPONENTS	82	19830	3197-7218	0.443	666-1889	0.353	1395-1844	0.757	977	2439	3416	1821	1993-16	704	1149	460	8455	103.1

Date	Opponent	Score	Record	18	MILWAUKEE	W114-104	27-15
Oct 30	CHARLOTTE	W 96-83	1-0	Date	Opponent	Score	Record
Nov 1	DALLAS	W113-105	2-0	Jan 20	PORTLAND	W126-113	28-15
2	at Utah	W104-93	3-0	22	SACRAMENTO	W119-98	29-15
4	at L.A. Clipper	L118-137	3-1	24	MEMPHIS	L 87-88	29-16
5	at Portland	W116-101	4-1	25	at Memphis	L 81-99	29-17
7	L.A. LAKERS	L 98-99	4-2	28	SAN ANTONIO	W 97-90	30-17
9	L.A. CLIPPERS	L 94-107	4-3	29	at Dallas	W117-115	31-17
11	TORONTO	W110-104(2OT)	5-3	Feb 1	CLEVELAND	W106-92	32-17
13	at Philadelphia	L117-123(OT)	5-4	5	PHOENIX	W122-108	33-17
14	New York	W109-106	6-4	8	at Milwaukee	W101-95	34-17
16	DENVER	W122-111	7-4	10	at Minnesota	W107-89	35-17
19	BOSTON	W109-85	8-4	12	WASHINGTON	W113-112	36-17
20	at Dallas	L120-123	8-5	19	at L.A. Lakers	W134-108	37-17
23	MINNESOTA	W112-101	9-5	20	at Golden State	L 99-102(OT)	37-18
25	at Memphis	W 93-86	10-5	23	at Phoenix	W115-112	38-18
27	ATLANTA	W113-84	11-5	25	at Sacramento	W129-103	39-18
29	BROOKLYN	W114-95	12-5	26	at L.A. Clippers	L 93-101	39-19
30	at San Antonio	W112-106	13-5	Mar 1	DETROIT	W118-110	40-19
Dec 2	at Utah	L103-109	13-6	4	MIAMI	W106-103	41-19
4	PHOENIX	L 88-97	13-7	5	at Orlando	W101-89	42-19
6	GOLDEN STATE	W105-83	14-7	7	INDIANA	W112-86	43-19
8	ORLANDO	W 98-88	15-7	9	PORTLAND	W118-113(OT)	44-19
12	at Portland	L104-111	15-8	11	at Oklahoma City	L 98-106	44-20
13	at Golden State	W116-112	16-8	13	at Chicago	L 87-111	44-21
15	at Sacramento	L 91-106	16-9	16	at Miami	L104-113	44-22
18	CHICAGO	W109-94	17-9	17	UTAH	W124-86	45-22
20	at Indiana	L 81-114	17-10	20	MINNESOTA	W129-106	46-22
21	at Detroit	W114-97	18-10	22	at Cleveland	W118-111	47-22
23	DALLAS	L104-111	18-11	24	at Charlotte	W100-89	48-22
25	at San Antonio	W111-98	19-11	27	PHILADELPHIA	W120-98	49-22
26	MEMPHIS	W100-92	20-11	29	L.A. CLIPPERS	L107-118	49-23
28	NEW ORLEANS	W107-98	21-11	Apr 1	at Brooklyn	L 96-105	49-24
29	at Oklahoma City	L 86-117	21-12	2	at Toronto	L103-107	49-25
31	SACRAMENTO	L106-110	21-13	4	OKLAHOMA CITY	W111-107	50-25
Jan 3	NEW YORK	W102-100	24-13	6	DENVER	W130-125(OT)	51-25
8	L.A. LAKERS	W113-99	23-13	8	at L.A. Lakers	W145-130	52-25
10	at Atlanta	L 80-83	23-14	9	at Denver	L116-123	52-26
11	at Washington	W114-107	24-14	11	at Minnesota	L110-112	52-27
13	at Boston	W104-92	25-14	12	NEW ORLEANS	W111-104	53-27
15	at New Orleans	W103-100	26-14	14	SAN ANTONIO	W104-98	54-27
16	OKLAHOMA CITY	L 92-104	26-15	16	at New Orleans	L100-105	54-28

# 2014-15 Houston Rockets

(56-26, 1st Southwest)

## Final Statistics

PLAYER	G-GS	MIN	FIELD GOALS		3-POINT FG		FT-FTA	PCT	Rebounds			AST	PF-DQ	STL	TO	BLK	PTS	AVG
			FG-FGA	PCT	FG-FGA	PCT			OFF	DEF	TOT							
Harden	81-81	2981	647-1470	440	208-555	.375	715-824	.868	75	384	459	585	208-2	154	321	60	2217	27.4
Howard	41-41	1223	251-423	593	1-2	.500	143-271	.528	110	321	431	50	137-1	28	115	53	646	15.8
Ariza	82-82	2930	366-910	402	194-555	.350	122-143	.853	77	382	459	209	186-0	152	141	17	1048	12.8
Smith (TOT)	83-35	2301	414-987	419	72-228	.316	127-255	.498	152	378	530	277	228-2	87	206	116	1027	12.4
Smith (HOU)	55-7	1404	261-596	438	63-191	.330	75-144	.521	100	228	328	145	146-1	50	134	68	660	12.0
Motiejunas	71-62	2037	353-700	504	49-133	.368	100-166	.602	137	284	421	130	203-1	56	123	34	855	12.0
Jones	33-24	889	158-299	528	13-37	.351	57-94	.606	78	142	220	36	78-0	18	37	59	386	11.7
Brewer (TOT)	80-17	2087	343-805	426	63-235	.268	168-226	.743	80	217	297	173	173-1	114	131	19	917	11.5
Brewer (HOU)	56-1	1407	249-580	429	55-194	.284	113-148	.764	48	155	203	95	111-1	60	81	15	666	11.9
Beverley	56-55	1727	204-532	383	115-323	.356	45-60	.750	67	170	237	192	182-3	59	83	23	568	10.1
McDaniels (TOT)	62-15	1352	172-434	396	43-150	.287	100-133	.752	65	135	200	72	126-0	44	105	70	487	7.9
McDaniels (HOU)	10-0	33	5-15	.333	0-3	.000	1-2	.500	1	4	5	2	5-0	0	1	2	11	1.1
Terry	77-18	1641	188-446	422	126-323	.390	39-48	.813	15	106	121	147	116-0	66	74	19	541	7.0
Canaan	25-9	369	53-131	405	32-84	.381	16-21	.762	11	22	33	29	28-0	14	23	0	154	6.2
Papanikolaou	43-1	795	69-197	350	31-106	.292	13-18	.722	39	79	118	8	71-0	29	55	13	182	4.2
Black	25-12	393	45-83	542	0-1	.000	15-29	.517	58	69	127	8	56-0	6	19	2	105	4.2
Priemioni (TOT)	67-3	1197	91-228	399	57-166	.343	35-41	.854	30	89	119	171	88-0	79	62	1	274	4.1
Priemioni (HOU)	24-0	402	23-67	343	14-51	.275	13-15	.867	12	27	39	67	35-0	27	15	0	73	3.0
Shved	9-0	59	8-24	.333	4-12	.333	9-11	.818	1	3	4	3	2-0	1	5	0	29	3.2
Garcia	14-0	200	17-63	.270	10-45	.222	1-4	.250	3	14	17	15	20-0	9	10	5	45	3.2
Daniels	17-0	108	15-47	.319	13-43	.302	3-4	.750	0	6	6	4	14-0	0	5	0	46	2.7
Dorsey	62-17	854	80-145	552	0-1	.000	24-83	.289	103	176	279	25	157-1	40	41	25	184	2.7
Capela	12-0	90	14-29	.483	0-0	---	4-23	.174	10	26	36	2	14-0	1	5	9	32	2.7
Johnson	28-0	262	26-75	.344	5-21	.238	17-25	.680	13	26	39	11	34-0	7	19	3	74	2.6
ROCKETS	82 -	19805	3032-6832	444	933-2680	.348	1525-2133	.715	958	2624	3582	1820	1803-10	777	1366	407	8522	103.9
OPPONENTS	82 -	19805	3092-6983	443	605-1881	.322	1451-1932	.751	973	2621	3594	1752	1730-10	726	1342	437	8240	100.5

Date	Opponent	Score	Record	Date	Opponent	Score	Record
Oct. 28	at L.A. Lakers	W108-90	1-0	19	INDIANA	W110-98	29-13
29	at Utah	W104-93	2-0	21	at Golden State	L113-126	29-14
Nov. 1	<b>BOSTON</b>	<b>W104-90</b>	<b>3-0</b>	23	at Phoenix	W113-111	30-14
3	at Philadelphia	W104-93	4-0	25	at L.A. Lakers	W99-87	31-14
4	at Miami	W108-91	5-0	28	<b>DALLAS</b>	<b>W99-94</b>	<b>32-14</b>
6	<b>SAN ANTONIO</b>	<b>W98-81</b>	<b>6-0</b>	30	at Boston	W93-87	33-14
8	<b>GOLDEN STATE</b>	<b>L 87-98</b>	<b>6-1</b>	31	at Detroit	L101-114	33-15
12	at Minnesota	W113-101	7-1	Feb. 4	<b>CHICAGO</b>	<b>W101-90</b>	<b>34-15</b>
14	<b>PHILADELPHIA</b>	<b>W88-87</b>	<b>8-1</b>	6	<b>MILWAUKEE</b>	<b>W117-111</b>	<b>35-15</b>
16	at Oklahoma City	W69-65	9-1	8	<b>PORTLAND</b>	<b>L98-109</b>	<b>35-16</b>
17	at Memphis	L 93-119	9-2	10	at Phoenix	W127-118	36-16
19	<b>L.A. LAKERS</b>	<b>L 92-98</b>	<b>9-3</b>	11	at L.A. Clippers	L95-110	36-17
22	<b>DALLAS</b>	<b>W95-92</b>	<b>10-3</b>	20	at Dallas	L100-111	36-18
24	<b>NEW YORK</b>	<b>W91-86</b>	<b>11-3</b>	21	<b>TORONTO</b>	<b>W98-76</b>	<b>37-18</b>
26	<b>SACRAMENTO</b>	<b>W102-89</b>	<b>12-3</b>	23	<b>MINNESOTA</b>	<b>W113-102</b>	<b>38-18</b>
28	<b>L.A. CLIPPERS</b>	<b>L85-102</b>	<b>12-4</b>	25	<b>L.A. CLIPPERS</b>	<b>W110-105</b>	<b>39-18</b>
29	at Milwaukee	W117-103	13-4	27	<b>BROOKLYN</b>	<b>W102-98</b>	<b>40-18</b>
Dec. 3	<b>MEMPHIS</b>	<b>W105-96</b>	<b>14-4</b>	Mar. 1	<b>CLEVELAND</b>	<b>W105-103 OT</b>	<b>41-18</b>
5	at Minnesota	W114-112 OT	15-4	3	at Atlanta	L96-104	41-19
6	<b>PHOENIX</b>	<b>W100-95</b>	<b>16-4</b>	4	<b>MEMPHIS</b>	<b>L100-102</b>	<b>41-20</b>
10	at Golden State	L93-105	16-5	6	<b>DETROIT</b>	<b>W103-93</b>	<b>42-20</b>
11	at Sacramento	W113-110 OT	17-5	7	at Denver	W114-100	43-20
13	<b>DENVER</b>	<b>W108-96</b>	<b>18-5</b>	11	at Portland	L100-105	43-21
17	at Denver	W115-111 OT	19-5	12	at Utah	L91-109	43-22
18	<b>NEW ORLEANS</b>	<b>L90-99</b>	<b>19-6</b>	15	at L.A. Clippers	W100-98	44-22
20	<b>ATLANTA</b>	<b>L97-104</b>	<b>19-7</b>	17	<b>ORLANDO</b>	<b>W107-94</b>	<b>45-22</b>
22	<b>PORTLAND</b>	<b>W110-95</b>	<b>20-7</b>	19	<b>DENVER</b>	<b>W118-108</b>	<b>46-22</b>
26	at Memphis	W117-111 OT	21-7	21	<b>PHOENIX</b>	<b>L102-117</b>	<b>46-23</b>
28	at San Antonio	L106-110	21-8	23	at Indiana	W110-100	47-23
29	<b>WASHINGTON</b>	<b>L103-104</b>	<b>21-9</b>	25	at New Orleans	W95-93	48-23
31	<b>CHARLOTTE</b>	<b>W102-83</b>	<b>22-9</b>	27	<b>MINNESOTA</b>	<b>W120-110</b>	<b>49-23</b>
Jan. 2	at New Orleans	L83-111	22-10	29	at Washington	W99-91	50-23
3	<b>MIAMI</b>	<b>W115-79</b>	<b>23-10</b>	30	at Toronto	L96-99	50-24
5	at Chicago	L105-114	23-11	Apr. 1	<b>SACRAMENTO</b>	<b>W115-111</b>	<b>51-24</b>
7	at Cleveland	W105-93	24-11	2	at Dallas	W108-101	52-24
8	at New York	W120-96	25-11	5	at Oklahoma City	W115-112	53-24
10	<b>UTAH</b>	<b>W97-82</b>	<b>26-11</b>	8	at San Antonio	L98-110	53-25
12	at Brooklyn	W113-99	27-11	10	<b>SAN ANTONIO</b>	<b>L103-104</b>	<b>53-26</b>
14	at Orlando	L113-120	27-12	12	<b>NEW ORLEANS</b>	<b>W121-114</b>	<b>54-26</b>
15	<b>OKLAHOMA CITY</b>	<b>W112-101</b>	<b>28-12</b>	13	at Charlotte	W100-90	55-26
17	<b>GOLDEN STATE</b>	<b>L106-131</b>	<b>28-13</b>	15	<b>UTAH</b>	<b>W117-91</b>	<b>56-26</b>



# 2015-16 Houston Rockets

(41-41, 4th Southwest)

## Final Statistics

PLAYER	G-GS	MIN	FIELD GOALS		3-POINT FG		FT-FTA	PCT	Rebounds				PF-DQ	STL	TO	BLK	PTS	AVG
			FG-FGA	PCT	FG-FGA	PCT			OFF	DEF	TOT	AST						
Harden	82-82	3125	710-1617	.439	236-657	.359	720-837	.860	63	438	501	612	229-1	139	374	51	2376	29.0
Howard	71-71	2280	372-600	.620	0-6	.000	232-474	.489	238	597	835	96	219-5	69	166	113	976	13.7
Beasley	20-0	363	107-205	.520	3-9	.333	38-49	.776	29	69	98	16	39-0	11	24	9	255	12.8
Ariza	81-81	2859	357-859	.416	185-499	.371	126-161	.783	67	299	366	188	177-0	160	113	26	1025	12.7
Thornton	47-6	885	174-435	.400	73-216	.338	51-58	.879	31	84	115	66	73-0	34	40	3	472	10.0
Beverley	71-63	2041	258-594	.434	124-310	.400	60-88	.682	73	177	250	239	234-1	94	91	26	700	9.9
Jones	50-11	1044	166-367	.452	25-79	.316	77-116	.664	62	149	211	41	86-0	23	49	39	434	8.7
Brewer	82-12	1669	212-552	.384	61-224	.272	105-140	.750	42	157	199	109	168-1	84	78	19	590	7.2
Capela	77-35	1471	231-397	.582	0-1	.000	80-211	.379	194	300	494	47	190-3	59	60	92	542	7.0
Motiejunas	37-22	547	90-205	.439	16-57	.281	34-53	.642	37	72	109	41	69-0	17	44	5	230	6.0
Smith (TOT)	55-7	880	127-349	.364	41-143	.287	37-67	.552	51	141	192	90	118-1	34	77	47	332	6.0
Smith (HOU)	23-6	421	58-169	.343	23-85	.271	12-25	.480	18	49	67	48	56-1	16	36	13	151	6.6
Terry	72-7	1258	151-376	.402	93-261	.356	27-33	.818	14	65	79	103	91-0	47	49	9	422	5.9
Lawson	53-12	1176	111-287	.387	31-94	.330	56-80	.700	20	69	89	180	71-0	43	82	6	309	5.8
Harrell	39-1	379	58-90	.644	0-1	.000	24-46	.522	25	40	65	17	48-0	11	17	11	140	3.6
Goudelock	8-0	50	9-20	.450	1-9	.111	3-4	.750	1	1	2	4	4-0	6	7	2	22	2.8
McDaniels	37-1	235	29-72	.403	7-25	.280	24-30	.800	16	26	42	10	30-0	7	17	6	89	2.4
Hayes	2-0	24	1-2	.500	0-0	---	2-2	1.000	0	8	8	2	6-0	0	3	0	4	2.0
Dekker	3-0	6	0-0	---	0-0	---	0-0	---	0	1	1	0	0-0	1	0	0	0	0.0
ROCKETS	82	19830	3094-6847	.452	878-2533	.347	1671-2407	.694	930	2601	3531	1821	1790-12	821	1307	430	8737	106.5
OPPONENTS	82	19830	3200-6977	.459	796-2206	.361	1525-2018	.756	970	2690	3660	2015	1847-11	734	1361	404	8721	106.4

Date	Opponent	Score	Record	Date	Opponent	Score	Record
Oct. 28	DENVER	L 85-105	0-1	17	at L.A. Lakers	W 112-95	22-20
30	GOLDEN STATE	L 92-112	0-2	18	at L.A. Clippers	L 132-140(OT)	22-21
Nov. 1	at Miami	L 89-109	0-3	20	DETROIT	L 114-123	22-22
2	OKLAHOMA CITY	W 110-105	1-3	22	MILWAUKEE	W 102-98	23-22
4	ORLANDO	W 119-114(OT)	2-3	24	DALLAS	W 115-104	24-22
6	at Sacramento	W 116-110	3-3	25	at New Orleans	W 112-111	25-22
7	at L.A. Clippers	W 109-105	4-3	27	at San Antonio	L 99-130	25-23
11	BROOKLYN	L 98-106	4-4	29	at Oklahoma Cit	L 108-116	25-24
13	at Denver	L 98-107	4-5	30	WASHINGTON	L 122-123	25-25
14	DALLAS	L 98-110	4-6	Feb. 2	MIAMI	W 115-102	26-25
16	BOSTON	L 95-111	4-7	4	at Phoenix	W 111-105	27-25
18	PORTLAND	W 108-103(OT)	5-7	6	PORTLAND	L 79-96	27-26
20	at Memphis	L 84-96	5-8	9	at Golden State	L 110-123	27-27
21	NEW YORK	L 102-107	5-9	10	at Portland	L 103-116	27-28
25	MEMPHIS	L 93-102	5-10	19	at Phoenix	W 116-100	28-28
27	PHILADELPHIA	W 116-114	6-10	23	at Utah	L 114-117(OT)	28-29
29	at New York	W 116-111(OT)	7-10	25	at Portland	W 119-105	29-29
30	at Detroit	L 105-116	7-11	27	SAN ANTONIO	L 94-104	29-30
Dec. 2	NEW ORLEANS	W 108-101	8-11	29	at Milwaukee	L 121-128	29-31
4	at Dallas	W 100-96	9-11	Mar. 2	NEW ORLEANS	W 100-95	30-31
5	SACRAMENTO	W 120-113	10-11	5	at Chicago	L 100-108	30-32
8	at Brooklyn	L 105-110	10-12	6	at Toronto	W 113-107	31-32
9	at Washington	W 109-103	11-12	9	at Philadelphia	W 118-104	32-32
12	L.A. LAKERS	W 126-97	12-12	11	at Boston	W 102-98	33-32
14	at Denver	L 108-114	12-13	12	at Charlotte	L 109-125	33-33
15	at Sacramento	L 97-107	12-14	14	MEMPHIS	W 130-81	34-33
17	at L.A. Lakers	W 107-87	13-14	16	L.A. CLIPPERS	L 106-122	34-34
19	L.A. CLIPPERS	W 107-97	14-14	18	MINNESOTA	W 116-111	35-34
21	CHARLOTTE	W 102-95	15-14	19	at Atlanta	L 97-109	35-35
23	at Orlando	L 101-104	15-15	22	at Oklahoma City	L 107-111	35-36
25	SAN ANTONIO	W 88-84	16-15	23	UTAH	L 87-89	35-37
26	at New Orleans	L 108-110	16-16	25	TORONTO	W 112-109	36-37
29	ATLANTA	L 115-121	16-17	27	at Indiana	L 101-104	36-38
31	GOLDEN STATE	L 110-114	16-18	29	at Cleveland	W 106-100	37-38
Jan. 2	at San Antonio	L 103-121	16-19	31	CHICAGO	L 100-103	37-39
4	at Utah	W 93-91	17-19	Apr. 3	OKLAHOMA CITY	W 118-110	38-39
7	UTAH	W 103-94	18-19	6	at Dallas	L 86-88	38-40
10	INDIANA	W 107-103(OT)	19-19	7	PHOENIX	L 115-124	38-41
12	at Memphis	W 107-91	20-19	10	L.A. LAKERS	W 130-110	39-41
13	MINNESOTA	W 107-104	21-19	11	at Minnesota	W 129-105	40-41
15	CLEVELAND	L 77-91	21-20	13	SACRAMENTO	W 116-81	41-41

History

# 2016-17 Houston Rockets

(55-27, 2nd Southwest)

## Final Statistics

PLAYER	G-GS	MIN	FIELD GOALS		3-POINT FG		FT-FTA	PCT	REBOUNDS	AST	PF-DQ	STL	TO	BLK	PTS	AVG		
			FG-FGA	PCT	FG-FGA	PCT											OFF	DEF
Harden	81-81	2947	674-1533	440	262-756	347	746-881	847	564	659	907	215-0	121	464	38	2356	29.1	
L. Williams (TOT)	81-1	1993	428-998	429	163-446	365	402-457	880	26	176	202	239	92-0	80	160	20	1421	17.5
L. Williams (HOU)	23-0	591	102-264	386	41-129	318	98-113	867	12	58	70	56-0	15	40	9	343	14.9	
Gordon	75-15	2323	412-1016	406	246-661	372	147-175	840	29	172	201	188	150-0	48	121	41	1217	16.2
Anderson	72-72	2116	323-773	418	204-506	403	129-150	860	112	218	330	68	142-0	31	55	14	979	13.6
Capela	65-59	1551	362-563	643	0-0	---	94-177	531	178	348	526	63	179-1	34	87	79	818	12.6
Ariza	80-80	2773	326-798	409	191-555	344	93-126	738	54	404	458	175	133-0	147	73	20	936	11.7
Beverley	67-67	2058	228-543	420	110-288	382	73-95	768	95	298	393	281	222-3	99	100	25	639	9.5
Nene	67-8	1198	245-397	617	3-9	333	116-197	589	95	187	282	65	163-0	56	73	39	609	9.1
Harell	58-14	1064	225-345	652	1-7	143	76-121	628	81	138	219	64	126-1	20	44	42	527	9.1
Dekker	77-2	1419	203-429	473	60-187	321	38-68	559	94	190	284	76	83-0	38	41	21	504	6.5
T. Williams (TOT)	30-16	557	73-167	437	18-62	290	21-32	656	15	54	69	25	60-0	27	32	10	185	6.2
T. Williams (HOU)	6-3	139	22-44	500	8-21	381	6-7	857	9	15	24	6	18-0	3	6	1	58	9.7
Brewer	58-8	923	94-227	414	22-94	234	32-44	727	21	93	114	61	104-0	37	36	12	242	4.2
Onuaku	5-1	52	5-7	714	0-0	---	4-4	1000	2	8	10	3	6-0	3	4	1	14	2.8
McDaniels	29-0	212	31-68	456	9-27	333	9-10	900	6	24	30	4	24-0	7	10	8	80	2.8
Brown	25-0	123	23-60	383	14-35	400	2-2	1000	0	6	6	14	5-0	1	5	0	62	2.5
Ennis	31-0	196	25-64	391	6-16	375	2-3	667	4	15	19	34	29-0	6	24	0	58	1.9
Wiltjer	14-0	44	4-14	286	4-13	308	1-2	500	4	6	10	2	4-0	3	5	1	13	0.9
Taylor	4-0	52	1-7	143	0-2	000	1-2	500	1	2	3	3	6-0	1	0	1	3	0.8
ROCKETS	82	19780	3305-7152	462	1181-3306	357	1667-2177	766	892	2746	3638	2070	1634-5	670	1240	352	9458	115.3
OPPONENTS	82	19780	3375-7286	463	820-2389	343	1415-1819	778	878	2735	3613	1979	1674-11	697	1235	409	8985	109.6

Date	Opponent	Score	Record	Date	Opponent	Score	Record
Oct. 26	at L.A. Lakers	L 114-120	0-1	13	MEMPHIS	L 105-110	31-11
28	at Dallas	W 106-98	1-1	15	at Brooklyn	W 137-112	32-11
30	DALLAS	W 93-92	2-1	17	at Miami	L 103-109	32-12
Nov. 1	at Cleveland	L 120-128	2-2	18	MILWAUKEE	W 111-92	33-12
2	at New York	W 118-99	3-2	20	GOLDEN STATE	L 108-125	33-13
5	at Atlanta	L 97-112	3-3	21	at Memphis	W 119-95	34-13
7	at Washington	W 114-106	4-3	23	at Milwaukee	L 114-127	34-14
9	at San Antonio	W 101-99	5-3	25	at Boston	L 109-120	34-15
12	SAN ANTONIO	L 100-106	5-4	27	at Philadelphia	W 123-118	35-15
14	PHILADELPHIA	W 115-88	6-4	29	at Indiana	L 101-120	35-16
16	at Oklahoma City	L 103-105	6-5	31	SACRAMENTO	W 105-83	36-16
17	PORTLAND	W 126-109	7-5	Feb. 2	ATLANTA	L 108-113	36-17
19	UTAH	W 111-102	8-5	3	CHICAGO	W 121-117(OT)	37-17
21	at Detroit	W 99-96	9-5	7	ORLANDO	W 128-104	38-17
23	TORONTO	L 102-115	9-6	9	at Charlotte	W 107-95	39-17
25	at Sacramento	W 117-104	10-6	11	PHOENIX	W 133-102	40-17
27	at Portland	W 130-114	11-6	15	MIAMI	L 109-117	40-18
29	at Utah	L 101-120	11-7	23	at New Orleans	W 129-99	41-18
Dec. 1	at Golden State	W 132-127(2OT)	12-7	25	MINNESOTA	W 142-130	42-18
2	at Denver	W 128-110	13-7	27	INDIANA	L 108-117	42-19
5	BOSTON	W 107-106	14-7	Mar. 1	at L.A. Clipper	W 122-103	43-19
7	L.A. LAKERS	W 134-95	15-7	4	MEMPHIS	W 123-108	44-19
9	at Oklahoma City	W 102-99	16-7	6	at San Antonio	L 110-112	44-20
10	DALLAS	W 109-87	17-7	8	UTAH	L 108-115	44-21
12	BROOKLYN	W 122-118	18-7	10	at Chicago	W 115-94	45-21
14	SACRAMENTO	W 132-98	19-7	12	CLEVELAND	W 117-112	46-21
16	NEW ORLEANS	W 122-100	20-7	15	L.A. LAKERS	W 139-100	47-21
17	at Minnesota	W 111-109(OT)	21-7	17	at New Orleans	L 112-128	47-22
20	SAN ANTONIO	L 100-102	21-8	18	at Denver	W 109-105	48-22
21	at Phoenix	W 125-111	22-8	20	DENVER	W 125-124	49-22
23	at Memphis	L 109-115	22-9	24	NEW ORLEANS	W 117-107	50-22
26	PHOENIX	W 131-115	23-9	26	OKLAHOMA CITY	W 137-125	51-22
27	at Dallas	W 123-107	24-9	28	GOLDEN STATE	L 106-113	51-23
30	L.A. CLIPPERS	W 140-116	25-9	30	at Portland	L 107-117	51-24
31	NEW YORK	W 129-122	26-9	31	at Golden State	L 98-107	51-25
Jan. 2	WASHINGTON	W 101-91	27-9	Apr. 2	at Phoenix	W 123-116	52-25
5	OKLAHOMA CITY	W 118-116	28-9	5	DENVER	W 110-104	53-25
6	at Orlando	W 100-93	29-9	7	DETROIT	L 109-114	53-26
8	at Toronto	W 129-122	30-9	9	at Sacramento	W 135-128	54-26
10	CHARLOTTE	W 121-114	31-9	10	at L.A. Clippers	L 96-125	54-27
11	at Minnesota	L 105-119	31-10	12	MINNESOTA	W 123-118	55-27

# 2017-18 Houston Rockets

(65-17, 1st Southwest)

## Final Statistics

PLAYER	G-S		FIELD GOALS		3-POINT FG		FT-FTA		Rebounds		AST	PF-DQ	STL	TO	BLK	PTS	AVG	
	MIN	PCT	FG-FGA	PCT	FG-FGA	PCT	FT-FTA	PCT	OFF	DEF								TOT
Harden	72-72	2551	651-1449	.449	265-722	.367	624-727	.858	41	348	389	630	169-1	126	315	50	2191	30.4
Paul	58-58	1847	367-798	.460	144-379	.380	203-221	.919	37	276	313	457	141-1	96	128	14	1081	18.6
Gordon	69-30	2154	415-970	.428	218-608	.359	195-241	.809	25	145	170	154	116-0	44	130	27	1243	18.0
Capela	74-74	2034	441-676	.652	0-1	.000	144-257	.560	241	561	802	68	185-1	58	103	137	1026	13.9
Green	41-2	929	168-413	.407	110-298	.369	51-60	.850	15	118	133	25	87-0	24	31	15	497	12.1
Ariza	67-67	2269	268-651	.412	170-462	.368	76-89	.854	33	261	294	105	132-0	98	52	13	782	11.7
Anderson	66-50	1725	207-480	.431	131-339	.386	72-93	.774	94	237	331	60	126-0	24	42	21	617	9.3
A. Jackson	1-0	35	3-9	.333	1-4	.250	1-2	.500	2	1	3	1	4-0	0	1	0	8	8.0
Mbah a Moute	61-15	1564	166-345	.481	63-173	.364	65-95	.684	22	164	186	55	100-0	72	68	25	460	7.5
Johnson (TOT)	55-4	1205	146-360	.406	40-145	.276	40-45	.889	14	158	172	83	67-0	18	49	7	372	6.8
Johnson (HOU)	23-1	505	51-134	.381	17-61	.279	20-21	.952	2	63	65	38	35-0	6	18	1	139	6.0
Nene	52-4	758	136-239	.569	0-2	.000	68-107	.636	54	122	176	45	123-0	28	38	14	340	6.5
Tucker	82-34	2281	172-441	.390	115-310	.371	43-60	.717	93	364	457	77	205-4	78	74	26	502	6.1
Wright (TOT)	28-1	381	59-102	.578	0-0	---	21-33	.636	33	62	95	13	32-0	13	8	26	139	5.0
Wright (HOU)	1-0	15	2-3	.667	0-0	---	0-0	---	1	1	2	0	3-0	0	1	4	4.0	
Onuaku	1-0	22	2-5	.400	0-0	---	0-0	---	1	3	4	1	4-0	0	3	0	4	4.0
Hunter	5-1	45	7-20	.350	3-14	.214	2-2	1.000	0	5	5	3	7-0	3	2	0	19	3.8
Black	51-2	537	75-127	.591	1-11	.091	29-63	.460	63	100	163	13	107-0	21	35	30	180	3.5
B. Brown	20-0	115	19-58	.328	11-40	.275	1-2	.500	0	7	7	11	6-0	4	9	0	50	2.5
Weber	13-0	118	9-22	.409	4-9	.444	4-4	1.000	3	15	18	13	18-0	10	7	3	26	2.0
Quarterman	3-0	13	1-3	.333	0-2	.000	2-2	1.000	0	3	3	1	1-0	0	2	0	4	1.3
M. Brown	4-0	31	2-7	.286	1-5	.200	0-0	---	1	4	5	2	6-0	0	2	0	5	1.3
Williams	4-0	17	2-9	.222	0-5	.000	1-3	.333	1	3	4	1	2-0	1	1	0	5	1.3

Date	Opponent	Score	Record	Date	Opponent	Score	Record
Oct. 17	at Golden State	W122-121	1-0	15	at L.A. Clippers	L102-113	30-12
18	at Sacramento	W105-100	2-0	18	MINNESOTA	W116-98	31-12
21	DALLAS	W107-91	3-0	20	GOLDEN STATE	W116-108	32-12
23	MEMPHIS	L90-98	3-1	22	MIAMI	W99-90	33-12
25	at Philadelphia	W105-104	4-1	24	at Dallas	W104-97	34-12
27	at Charlotte	W109-93	5-1	26	at New Orleans	L113-115	34-13
28	at Memphis	L89-103	5-2	28	PHOENIX	W113-102	35-13
30	PHILADELPHIA	L107-115	5-3	30	ORLANDO	W114-107	36-13
Nov. 1	at New York	W119-97	6-3	Feb. 1	at San Antonio	W102-91	37-13
3	at Atlanta	W119-104	7-3	3	at Cleveland	W120-88	38-13
5	UTAH	W137-110	8-3	6	at Brooklyn	W123-113	39-13
9	CLEVELAND	W117-113	9-3	7	at Miami	W109-101	40-13
11	MEMPHIS	W111-96	10-3	9	DENVER	W130-104	41-13
12	at Indiana	W118-95	11-3	11	DALLAS	W104-97	42-13
14	TORONTO	L113-129	11-4	13	at Minnesota	W126-108	43-13
16	at Phoenix	W142-116	12-4	14	SACRAMENTO	W100-91	44-13
18	at Memphis	W105-83	13-4	23	MINNESOTA	W120-102	45-13
22	DENVER	W125-95	14-4	25	at Denver	W119-114	46-13
25	NEW YORK	W117-102	15-4	26	at Utah	W96-85	47-13
27	BROOKLYN	W117-103	16-4	28	at L.A. Clippers	W105-92	48-13
29	INDIANA	W118-97	17-4	Mar. 3	BOSTON	W123-120	49-13
Dec. 3	at L.A. Lakers	W118-95	18-4	6	at Oklahoma City	W122-112	50-13
7	at Utah	W112-101	19-4	7	at Milwaukee	W110-99	51-13
9	at Portland	W124-117	20-4	9	at Toronto	L105-108	51-14
11	NEW ORLEANS	W130-123	21-4	11	at Dallas	W105-82	52-14
13	CHARLOTTE	W108-96	22-4	12	SAN ANTONIO	W109-93	53-14
15	SAN ANTONIO	W124-109	23-4	15	L.A. CLIPPERS	W101-96	54-14
16	MILWAUKEE	W115-111	24-4	17	at New Orleans	W107-101	55-14
18	UTAH	W120-99	25-4	18	at Minnesota	W129-120	56-14
20	L.A. LAKERS	L116-122	25-5	20	at Portland	W115-111	57-14
22	L.A. CLIPPERS	L118-128	25-6	22	DETROIT	W100-96(OT)	58-14
25	at Oklahoma City	L107-112	25-7	24	NEW ORLEANS	W114-91	59-14
28	at Boston	L98-99	25-8	25	ATLANTA	W118-99	60-14
29	at Washington	L103-121	25-9	27	CHICAGO	W118-86	61-14
31	L.A. LAKERS	W148-142(2OT)	26-9	30	PHOENIX	W104-103	62-14
Jan. 3	at Orlando	W116-98	27-9	Apr. 1	at San Antonio	L83-100	62-15
4	GOLDEN STATE	L114-124	27-10	3	WASHINGTON	W120-104	63-15
6	at Detroit	L101-108	27-11	5	PORTLAND	W96-94	64-15
8	at Chicago	W116-107	28-11	7	OKLAHOMA CITY	L102-108	64-16
10	PORTLAND	W121-112	29-11	10	at L.A. Lakers	W105-99	65-16
12	at Phoenix	W112-95	30-11	11	at Sacramento	L83-96	65-17

# 2018-19 Houston Rockets

(53-29, 1st Southwest)

## Final Statistics

PLAYER	G-GS		FIELD GOALS		3-POINT FG		FT-FTA		REBOUNDS			PF-DQ	STL	TO	BLK	PTS	AVG	
	MIN	FG-FGA	PCT	FG-FGA	PCT	FT-FTA	PCT	OFF	DEF	TOT	AST							
Harden	78-78	2867	843-1909	442	378-1028	368	754-858	879	66	452	518	586	244-2	158	387	58	2818	36.1
Capela	67-67	2249	474-732	648	0-0	---	166-261	636	298	550	848	96	168-1	44	94	102	1114	16.6
Gordon	68-53	2158	384-938	409	216-600	360	119-152	783	17	131	148	129	143-1	41	90	27	1103	16.2
Paul	58-58	1857	302-720	419	127-355	358	175-203	862	36	229	265	473	146-1	114	152	18	906	15.6
Anthony	10-2	294	49-121	405	21-64	328	15-22	682	9	45	54	5	32-0	4	8	7	134	13.4
Faried (TOT)	37-13	728	156-265	589	8-25	320	64-99	646	97	153	250	20	82-1	17	33	23	384	10.4
Faried (HOU)	25-13	610	131-223	587	7-20	350	54-83	651	82	124	206	18	74-1	15	27	19	323	12.9
House	39-13	979	118-252	468	74-178	416	56-71	789	25	115	140	40	80-0	21	35	11	366	9.4
Green	73-0	1473	231-578	400	156-441	354	57-68	838	30	152	182	40	126-0	33	55	27	675	9.2
Rivers (TOT)	76-15	2028	232-572	406	104-327	318	50-95	526	25	137	162	167	207-0	47	68	23	618	8.1
Rivers (HOU)	47-13	1345	156-378	413	71-221	321	25-49	510	15	76	91	109	135-0	29	32	13	408	8.7
Shumpert (TOT)	62-41	1481	167-446	374	95-273	348	36-45	800	27	156	183	112	127-1	59	50	24	465	7.5
Shumpert (HOU)	20-1	382	34-98	347	21-71	296	2-4	500	8	46	54	21	35-0	12	12	4	91	4.6
Ennis	40-25	949	104-211	493	44-120	367	42-58	724	37	80	117	27	111-0	38	23	16	294	7.4
Tucker	82-82	2802	207-523	396	146-387	377	41-59	695	121	358	479	96	252-0	132	63	39	601	7.3
Carter-Williams	16-1	145	25-61	410	7-19	368	12-26	462	3	10	13	21	27-0	9	10	6	69	4.3
Nene	42-2	546	60-116	517	0-3	000	31-47	660	34	89	123	26	87-0	18	11	15	151	3.6
Knight	12-0	118	11-47	234	5-32	156	9-11	818	1	8	9	9	14-0	2	5	0	36	3.0
Clark	51-2	641	50-151	331	41-138	297	7-7	1000	24	92	116	18	47-0	20	7	26	148	2.9
Nunnally (TOT)	15-0	102	12-34	353	8-25	320	4-4	1000	0	5	5	7	10-0	1	1	0	36	2.4
Nunnally (HOU)	2-0	38	3-13	231	3-12	250	0-0	---	0	1	1	2	6-0	0	0	0	9	4.5
Qi	1-0	1	1-1	1000	0-0	---	0-0	---	0	0	0	0	0-0	0	0	0	2	2.0
Hartenstein	28-0	221	20-41	488	2-6	333	11-14	786	21	26	47	15	56-0	7	13	12	53	1.9
Chriss	16-0	104	11-34	324	1-15	067	6-7	857	7	21	28	6	17-0	2	12	4	29	1.8
Duval (TOT)	3-0	6	2-3	667	1-1	1000	0-0	---	0	1	1	2	0-0	0	0	0	5	1.7
Edwards	2-0	16	1-4	250	1-4	250	0-0	---	1	1	2	0	0-0	0	0	0	3	1.5
Jones	2-0	5	1-4	250	0-2	000	0-1	000	0	4	4	0	1-0	0	1	0	2	1.0
Chiozza	7-0	33	2-8	250	2-5	400	0-0	---	1	3	4	4	2-0	1	1	1	6	0.9
ROCKETS	82	19830	3218-7163	4491	323-3721	356	1582-2001	791	836	2613	3449	1741	1803-6	700	1094	405	9341	113.9
OPPONENTS	82	19830	3313-7106	466	831-2444	340	1493-1944	768	899	2825	3724	1929	1640-4	607	1232	369	8950	109.1

Date	Opponent	Score	Record	Date	Opponent	Score	Record
Oct. 17	NEW ORLEANS	L 112-131	0-1	13	at Orlando	L 109-116	24-18
20	at L.A. Lakers	W 124-115	1-1	14	MEMPHIS	W 112-94	25-18
21	at L.A. Clippers	L 112-115	1-2	16	BROOKLYN	L 142-145(OT)	25-19
24	UTAH	L 89-100	1-3	19	L.A. LAKERS	W 138-134(OT)	26-19
26	L.A. CLIPPERS	L 113-133	1-4	21	at Philadelphia	L 93-121	26-20
30	PORTLAND	L 85-104	1-5	23	at New York	W 114-110	27-20
Nov. 2	at Brooklyn	W 119-111	2-5	25	TORONTO	W 121-119	28-20
3	at Chicago	W 96-88	3-5	27	ORLANDO	W 103-98	29-20
5	at Indiana	W 98-94	4-5	29	NEW ORLEANS	L 116-121	29-21
8	at Oklahoma City	L 80-98	4-6	Feb. 1	at Denver	L 122-136	29-22
10	at San Antonio	L 89-96	4-7	2	at Utah	W 125-98	30-22
11	INDIANA	W 115-103	5-7	4	at Phoenix	W 118-110	31-22
13	at Denver	W 109-99	6-7	6	at Sacramento	W 127-101	32-22
15	GOLDEN STATE	W 107-86	7-7	9	OKLAHOMA CITY	L 112-117	32-23
17	SACRAMENTO	W 132-112	8-7	11	DALLAS	W 120-104	33-23
21	DETROIT	W 126-124	9-7	13	at Minnesota	L 111-121	33-24
23	at Detroit	L 111-116(OT)	9-8	21	at L.A. Lakers	L 106-111	33-25
24	at Cleveland	L 108-117	9-9	23	at Golden State	W 118-112	34-25
26	at Washington	L 131-135(OT)	9-10	25	ATLANTA	W 119-111	35-25
28	DALLAS	L 108-128	9-11	27	at Charlotte	W 118-113	36-25
30	at San Antonio	W 136-105	10-11	28	MIAMI	W 121-118	37-25
Dec. 1	CHICAGO	W 121-105	11-11	Mar. 3	at Boston	W 115-104	38-25
3	at Minnesota	L 91-103	11-12	5	at Toronto	W 107-95	39-25
6	at Utah	L 91-118	11-13	8	PHILADELPHIA	W 107-91	40-25
8	at Dallas	L 104-107	11-14	10	at Dallas	W 94-93	41-25
11	PORTLAND	W 111-104	12-14	11	CHARLOTTE	W 118-106	42-25
13	L.A. LAKERS	W 126-111	13-14	13	GOLDEN STATE	L 104-106	42-26
15	at Memphis	W 105-97	14-14	15	PHOENIX	W 108-102	43-26
17	UTAH	W 102-97	15-14	17	MINNESOTA	W 117-102	44-26
19	WASHINGTON	W 136-118	16-14	19	at Atlanta	W 121-105	45-26
20	at Miami	L 99-101	16-15	20	at Memphis	L 125-126(OT)	45-27
22	SAN ANTONIO	W 108-101	17-15	22	SAN ANTONIO	W 111-105	46-27
25	OKLAHOMA CITY	W 113-109	18-15	24	at New Orleans	W 113-90	47-27
27	BOSTON	W 127-113	19-15	26	at Milwaukee	L 94-108	47-28
29	at New Orleans	W 108-104	20-15	28	DENVER	W 112-85	48-28
31	MEMPHIS	W 113-101	21-15	30	SACRAMENTO	W 119-108	49-28
Jan. 3	at Golden State	W 135-134(OT)	22-15	Apr. 2	at Sacramento	W 130-105	50-28
5	at Portland	L 101-110	22-16	3	at L.A. Clippers	W 135-103	51-28
7	DENVER	W 125-113	23-16	5	NEW YORK	W 120-96	52-28
9	MILWAUKEE	L 109-116	23-17	7	PHOENIX	W 149-113	53-28
11	CLEVELAND	W 141-113	24-17	9	at Oklahoma City	L 111-112	53-29

# 2019-20 Houston Rockets

(44-28, 1st Southwest)

## Final Statistics

PLAYER	FIELD GOALS				3-POINT FG		FT-FTA	PCT	REBOUNDS			PF-DQ	STL	TO	BLK	PTS	AVG	
	G-S	MIN	FG-FGA	PCT	FG-FGA	PCT			OFF	DEF	TOT							AST
Harden	68-68	2483	672-1514	.444	299-843	.355	692-800	865	70	376	446	512	227-0	125	308	60	2335	34.3
Westbrook	57-57	2049	604-1281	.472	55-213	.258	290-380	763	100	351	451	401	200-2	93	255	20	1553	27.2
Gordon	36-15	1016	171-463	.369	96-303	.317	82-107	766	9	62	71	54	70-0	23	43	13	520	14.4
Capela	39-39	1279	244-388	.629	0-0	---	55-104	529	168	369	537	48	102-0	33	63	72	543	13.9
Covington (TOT)	70-68	2137	305-723	.422	161-480	.335	99-124	798	63	400	463	88	220-1	115	103	93	870	12.4
Covington (HOU)	22-21	726	89-227	.392	53-168	.315	24-30	800	27	149	176	32	72-0	35	30	48	255	11.6
House	63-52	1913	230-539	.427	129-355	.363	73-90	811	57	210	267	85	132-0	67	54	34	662	10.5
McLemore	71-23	1619	242-545	.444	181-452	.400	50-67	746	21	136	157	58	155-3	45	50	16	715	10.1
J. Green (TOT)	48-4	960	159-344	.462	62-183	.339	73-91	802	24	109	133	50	89-0	26	42	19	453	9.4
J. Green (HOU)	18-2	407	84-149	.564	28-79	.354	24-28	857	10	42	52	30	43-0	14	15	9	220	12.2
Rivers	68-4	1594	211-501	.421	96-270	.356	78-111	703	27	148	175	113	129-0	49	50	10	596	8.8
Tucker	72-72	2467	177-426	.415	107-299	.358	39-48	813	112	364	476	115	229-0	77	72	36	500	6.9
Nwaba (TOT)	20-0	268	37-71	.521	12-28	.429	18-27	667	8	37	45	8	32-0	11	8	12	104	5.2
Clemons	33-0	291	57-142	.401	37-107	.346	10-11	909	4	26	30	27	26-0	9	19	6	161	4.9
Hartenstein	23-2	266	44-67	.657	0-5	.000	19-28	679	29	61	90	18	41-0	9	16	12	107	4.7
Clark	18-0	212	23-59	.390	18-51	.353	6-7	857	11	29	40	12	21-0	2	7	70	3.9	
Carroll (TOT)	24-0	290	25-66	.379	8-33	.242	29-42	690	12	43	55	25	32-0	8	17	5	87	3.6
Carroll (HOU)	9-0	155	16-37	.432	5-20	.250	17-22	773	5	19	24	14	12-0	6	7	3	54	6.0
Caboco (TOT)	30-0	244	38-89	.427	6-33	.182	8-9	889	23	37	60	12	31-0	15	13	17	90	3.0
Caboco (HOU)	8-0	52	10-20	.500	2-8	.250	6-6	1000	6	10	16	2	8-0	5	6	5	28	3.5
Anderson	2-0	14	2-7	.286	1-5	.200	0-0	---	0	7	7	2	1-0	1	1	0	5	2.5
Sefolosha	41-0	436	37-91	.407	15-54	.278	3-8	375	21	72	93	25	43-0	24	15	12	92	2.2
Frazier	13-0	145	7-29	.241	4-23	.174	9-14	643	1	9	10	2	22-0	2	5	0	27	2.1
Mbahi a Moute	3-0	25	2-5	.400	0-2	.000	1-2	500	1	1	2	0	0-0	2	1	0	5	1.7
Chandler	26-5	219	14-18	.778	0-0	---	6-13	462	25	41	66	6	32-0	6	8	8	34	1.3
Howard	2-0	13	0-4	.000	0-0	.000	0-0	---	0	2	2	1	1-0	0	1	0	0	0.0
ROCKETS	72	17380	2936-6512	.451	1126-3261	.345	1484-1876	791	704	2484	3188	1557	1566-5	627	1057	371	8482	117.8
OPPONENTS	72	17380	3045-6589	.462	880-2522	.349	1299-1706	761	803	2645	3448	1819	1515-15	578	1163	354	8269	114.8

Date	Opponent	Score	Record	Date	Opponent	Score	Record
Oct. 24	MILWAUKEE	L111-117	0-1	9	at Oklahoma Cit	L92-113	25-12
26	NEW ORLEANS	W126-123	1-1	11	MINNESOTA	W139-109	26-12
28	OKLAHOMA CITY	W116-112	2-1	14	at Memphis	L110-121	26-13
30	at Washington	W159-158	3-1	15	PORTLAND	L107-117	26-14
Nov. 1	at Brooklyn	L116-123	3-2	18	L.A. LAKERS	L115-124	26-15
3	at Miami	L100-129	3-3	20	OKLAHOMA CITY	L107-112	26-16
4	at Memphis	W107-100	4-3	22	DENVER	W121-105	27-16
6	GOLDEN STATE	W129-112	5-3	24	at Minnesota	W131-124	28-16
9	at Chicago	W117-94	6-3	26	at Denver	L110-117	28-17
11	at New Orleans	W122-116	7-3	27	at Utah	W126-117	29-17
13	L.A. CLIPPERS	W102-93	8-3	29	at Portland	L112-125	29-18
15	INDIANA	W111-102	9-3	31	DALLAS	W128-121	30-18
16	at Minnesota	W125-105	10-3	Feb. 2	NEW ORLEANS	W117-109	31-18
18	PORTLAND	W132-108	11-3	4	CHARLOTTE	W125-110	32-18
20	at Denver	L95-105	11-4	6	at L.A. Lakers	W121-111	33-18
22	at L.A. Clippers	L119-122	11-5	7	at Phoenix	L91-127	33-19
24	DALLAS	L123-137	11-6	9	UTAH	L113-114	33-20
27	MIAMI	W117-108	12-6	11	BOSTON	W116-105	34-20
30	ATLANTA	W158-111	13-6	20	at Golden State	W135-105	35-20
3	at San Antonio	L133-135(2OT)	13-7	22	at Utah	W120-110	36-20
5	at Toronto	W119-109	14-7	24	NEW YORK	W123-112	37-20
7	PHOENIX	W115-109	15-7	26	MEMPHIS	W140-112	38-20
9	SACRAMENTO	L118-119	15-8	29	at Boston	W111-110(OT)	39-20
11	at Cleveland	W116-110	16-8	Mar. 2	at New York	L123-125	39-21
13	at Orlando	W130-107	17-8	5	L.A. CLIPPERS	L105-120	39-22
14	DETROIT	L107-115	17-9	7	at Charlotte	L99-108	39-23
16	SAN ANTONIO	W109-107	18-9	8	ORLANDO	L106-126	39-24
19	at L.A. Clippers	W122-117	19-9	10	MINNESOTA	W117-111	40-24
21	at Phoenix	W139-125	20-9	July 31	at Dallas	W153-149(OT)	41-24
23	at Sacramento	W113-104	21-9	Aug. 2	MILWAUKEE	W120-116	42-24
25	at Golden State	L104-116	21-10	4	at Portland	L102-110	42-25
28	BROOKLYN	W108-98	22-10	6	L.A. LAKERS	W113-97	43-25
29	at New Orleans	L112-127	22-11	9	at Sacramento	W129-112	44-25
31	DENVER	W130-104	23-11	11	at San Antonio	L105-123	44-26
Jan. 3	PHILADELPHIA	W118-108	24-11	12	INDIANA	L104-108	44-27
8	at Atlanta	W122-115	25-11	14	PHILADELPHIA	L96-134	44-28

History

# 2020-21 Houston Rockets

## (17-55, 5th Southwest)

### Final Statistics

PLAYER	G-GS	MIN	FIELD GOALS		3-POINT FG		FT-FTA	PCT	Rebounds			PF-DQ	STL	TO	BLK	PTS	AVG	
			FG-FGA	PCT	FG-FGA	PCT			OFF	DEF	TOT							
Harden	8-8	290	60-135	.444	25-72	.347	53-60	.883	5	36	41	83	14-0	7	34	6	198	24.8
Oladipo	20-20	669	155-381	.407	49-153	.320	65-83	.783	8	87	95	99	45-0	24	51	10	424	21.2
Wood	41-41	1326	329-640	.514	77-206	.374	125-198	.631	76	319	395	71	88-0	34	80	48	860	21.0
Wall	40-40	1288	293-726	.404	79-249	.317	158-211	.749	17	112	129	275	46-0	42	141	31	823	20.6
Gordon	27-13	789	159-367	.433	69-210	.329	94-114	.825	8	50	58	71	44-0	14	51	13	481	17.8
Porter (HOU)	26-23	835	156-367	.425	50-161	.311	69-94	.734	20	79	99	164	61-1	19	91	8	431	16.6
K. Thomas	5-2	153	32-66	.485	9-27	.333	9-9	1.000	7	11	18	25	8-0	9	6	6	82	16.4
Olynyk (HOU)	27-24	840	175-321	.545	49-125	.392	114-135	.844	43	185	228	112	84-0	39	71	16	513	19.0
Tate	70-58	2043	316-625	.506	60-195	.308	102-147	.694	132	242	374	178	222-2	85	98	36	794	11.3
Brooks	20-5	520	78-192	.406	60-157	.382	7-12	.583	10	58	68	30	34-0	12	22	5	223	11.2
Oliver	4-0	87	19-33	.576	4-13	.308	1-4	.250	5	16	21	5	11-0	2	3	4	43	10.8
Cousins	25-11	506	79-210	.376	39-116	.336	44-59	.746	30	161	191	60	74-0	21	39	18	241	9.6
Martin	45-8	1068	162-318	.509	35-96	.365	60-84	.714	73	169	242	48	89-2	30	38	41	419	9.3
Nwaba	30-9	679	106-218	.486	17-63	.270	47-68	.691	40	78	118	31	60-0	30	17	21	276	9.2
House	36-23	932	110-272	.404	54-156	.346	41-63	.651	18	114	132	69	67-0	20	36	16	315	8.8
Brown	51-14	1229	150-335	.448	91-215	.423	25-31	.806	38	186	224	72	97-1	38	41	12	416	8.2
Augustin (HOU)	20-6	416	64-151	.424	34-88	.386	49-94	.907	9	35	44	78	23-0	8	31	0	211	10.6
McLemore	32-4	537	80-224	.357	55-166	.331	23-32	.719	11	55	66	28	51-0	20	28	3	238	7.4
Bradley (HOU)	17-5	391	33-105	.314	17-63	.270	5-6	.833	6	33	39	32	29-1	14	19	2	88	5.2
Jones	26-1	307	47-114	.412	23-64	.359	35-57	.614	4	47	51	39	22-0	6	28	1	152	5.8
Lamb	24-3	415	46-118	.390	23-71	.324	18-21	.857	27	43	70	23	34-0	6	19	5	133	5.5
Patton	13-6	247	29-70	.414	9-34	.265	3-4	.750	14	35	49	14	34-1	12	4	14	70	5.4
Wilson (HOU)	23-1	328	52-125	.416	20-59	.339	16-23	.696	17	70	87	20	31-0	10	18	12	140	6.1
Jeffries	13-3	261	26-63	.413	11-39	.282	1-1	1.000	10	32	42	16	25-1	8	6	6	64	4.9
Tucker	32-32	959	48-131	.366	27-86	.314	18-23	.783	33	115	148	45	91-1	29	33	18	141	4.4
Reynolds (HOU)	2-0	34	5-16	.313	3-12	.250	0-0	---	2	3	5	2	2-0	0	0	0	13	6.5
Cabolo	6-0	36	8-17	.471	0-5	.000	1-2	.500	3	11	14	1	6-0	0	4	2	17	2.8
B. Thomas	4-0	24	2-7	.286	1-6	.167	5-7	.714	1	3	4	4	5-0	1	4	1	10	2.5
Spalding	2-0	19	2-4	.500	0-1	.000	0-2	.000	2	2	4	0	3-0	0	3	2	4	2.0
Kurucs	11-0	75	5-21	.238	2-15	.133	1-2	.500	2	9	11	4	7-0	6	9	4	13	1.2
ROCKETS	72	17305	2826-6372	.444	992-2923	.339	1189-1606	.740	671	2396	3067	1699	1407-10	546	1060	361	7833	108.8
OPPONENTS	72	17305	3075-6411	.480	966-2532	.382	1286-1642	.783	713	2713	3426	1855	1388-6	611	1055	378	8402	116.7

Date	Opponent	Score	Record	Date	Opponent	Score	Record
Dec. 26	at Portland	L126-128(OT)	0-1	14	BOSTON	L107-134	11-26
28	at Denver	L111-124	0-2	16	ATLANTA	L107-119	11-27
31	SACRAMENTO	W122-119	1-2	17	GOLDEN STATE	L94-108	11-28
Jan. 2	SACRAMENTO	W102-94	2-2	19	TRENTON	L100-113	11-29
4	DALLAS	L100-113	2-3	21	OKLAHOMA CITY	L112-114	11-30
6	at Indiana	L107-114	2-4	22	TORONTO	W117-99	12-30
8	ORLANDO	W132-90	3-4	24	CHARLOTTE	L97-122	12-31
10	L.A. LAKERS	L102-120	3-5	26	at Minnesota	L101-107	12-32
12	L.A. LAKERS	L100-117	3-6	27	at Minnesota	W129-107	13-32
14	at San Antonio	W109-105	4-6	29	MEMPHIS	L110-120	13-33
16	at San Antonio	L91-103	4-7	31	at Brooklyn	L108-120	13-34
18	at Chicago	L120-125	4-8	Apr. 2	at Boston	L102-118	13-35
20	PHOENIX	L103-109	4-9	4	NEW ORLEANS	L115-122	13-36
22	at Detroit	W103-102	5-9	5	PHOENIX	L130-133	13-37
23	at Dallas	W133-108	6-9	7	DALLAS	W102-93	14-37
26	WASHINGTON	W107-88	7-9	9	at L.A. Clippers	L109-126	14-38
28	PORTLAND	W104-101	8-9	10	at Golden State	L109-125	14-39
30	at New Orleans	W126-112	9-9	12	at Phoenix	L120-126	14-40
Feb. 1	at Oklahoma City	W136-106	10-9	14	INDIANA	L124-132	14-41
3	at Oklahoma City	L87-104	10-10	16	DENVER	L99-128	14-42
4	at Memphis	W115-103	11-10	18	at Orlando	W114-110	15-42
6	SAN ANTONIO	L106-111	11-11	19	at Miami	L91-113	15-43
8	at Charlotte	L94-119	11-12	21	UTAH	L89-112	15-44
9	at New Orleans	L101-130	11-13	23	L.A. CLIPPERS	L104-109	15-45
11	MIAMI	L94-101	11-14	24	at Denver	L116-129	15-46
13	at New York	L99-121	11-15	27	MINNESOTA	L107-114	15-47
15	at Washington	L119-131	11-16	29	MILWAUKEE	W143-136	16-47
17	at Philadelphia	L113-118	11-17	Apr. 21	GOLDEN STATE	L87-113	16-48
22	CHICAGO	L100-120	11-18	2	NEW YORK	L97-122	16-49
24	at Cleveland	L96-112	11-19	5	PHILADELPHIA	L115-135	16-50
26	at Toronto	L111-122	11-20	7	at Milwaukee	L133-141	16-51
28	MEMPHIS	L84-133	11-21	8	at Utah	L116-124	16-52
Mar. 1	CLEVELAND	L90-101	11-22	10	at Portland	L129-140	16-53
3	BROOKLYN	L114-132	11-23	12	at L.A. Lakers	L122-124	16-54
11	at Sacramento	L105-125	11-24	14	L.A. CLIPPERS	W122-115	17-54
12	at Utah	L99-114	11-25	16	at Atlanta	L95-124	17-55

# 2021-22 Houston Rockets

(20-62, 5th Southwest)

## Final Statistics

PLAYER	FIELD GOALS				3-POINT FG			REBOUNDS			AST	PF-DQ	STL	TO	BLK	PTS	AVG	
	G-GS	MIN	FG-FGA	PCT	FG-FGA	PCT	FT-FTA	PCT	OFF	DEF								TOT
Wood	68-67	2094	440-878	.501	131-336	.390	207-332	.623	110	576	686	155	171-0	54	126	65	1218	17.9
Green	67-67	2138	406-954	.426	157-458	.343	188-238	.797	33	193	226	176	103-0	44	135	18	1157	17.3
Porter	61-61	1907	335-808	.415	155-413	.375	124-193	.642	43	224	267	376	156-3	69	192	22	949	15.6
Schroder (TOT)	64-29	1837	312-724	.431	86-250	.344	157-184	.853	34	180	214	296	154-0	53	143	8	867	13.5
Schroder (HOU)	15-4	404	55-140	.393	19-58	.328	34-39	.872	6	44	50	88	38-0	12	39	3	163	10.9
Gordon	57-46	1670	268-564	.475	124-301	.412	105-135	.778	15	98	113	154	63-0	28	107	18	765	13.4
Tate	78-77	2056	363-729	.498	63-202	.312	130-184	.707	135	285	420	222	286-3	72	139	41	919	11.8
Mathews	65-33	1712	184-461	.399	139-386	.360	143-180	.794	32	158	190	64	168-0	57	41	24	650	10.0
Sengun	72-13	1489	249-525	.474	29-117	.248	165-232	.711	138	255	393	185	214-2	59	145	68	692	9.6
Martin	79-2	1656	279-523	.533	60-168	.357	78-123	.634	80	217	297	101	113-1	34	60	40	696	8.8
Theis	26-21	584	84-179	.469	23-79	.291	27-40	.675	32	98	130	20	62-0	11	31	17	218	8.4
Christopher	74-2	1334	224-500	.448	56-189	.296	83-113	.735	52	134	186	150	97-0	65	114	13	587	7.9
Brooks	41-8	690	87-251	.347	64-213	.300	16-19	.842	12	69	81	49	60-0	21	23	8	254	6.2
Augustin	34-2	510	55-136	.404	39-96	.406	33-38	.868	7	34	41	74	17-0	10	45	0	182	5.4
Nwaba	46-4	609	85-176	.483	15-49	.306	48-67	.716	41	110	151	35	55-1	28	21	20	233	5.1
House	16-1	233	25-74	.338	10-34	.294	17-19	.895	4	39	43	19	16-0	5	18	5	77	4.8
Queen	10-0	74	15-33	.455	9-24	.375	4-4	1.000	7	9	16	4	6-0	5	7	1	43	4.3
Nix	24-0	261	27-67	.403	7-26	.269	16-30	.533	7	26	33	40	21-0	15	26	0	77	3.2
Fernando (TOT)	30-0	153	36-55	.655	1-2	.500	15-24	.625	18	37	55	7	24-0	1	14	11	88	2.9
Fernando (HOU)	10-0	94	29-41	.707	0-1	.000	11-19	.579	11	29	40	3	18-0	1	9	8	69	6.9
Gauba	24-2	240	19-44	.432	5-20	.250	5-7	.714	21	62	83	17	28-0	10	6	11	48	2.0
Jarreau (TOT)	1-0	1	0-0	---	0-0	---	0-0	---	0	0	0	0	0-0	0	0	0	0	0.0
Lamb (TOT)	2-0	8	0-2	.000	0-0	.000	0-0	---	0	1	1	2	0-0	0	0	0	0	0.0
ROCKETS	82	19755	3229-7083	.456	1105-3170	.349	1434-2010	.713	786	2660	3446	1932	1692-10	600	1351	382	8997	109.7
OPPONENTS	82	19755	3562-7374	.483	1048-2966	.353	1520-1943	.782	915	2831	3746	2103	1812-13	776	1155	474	9692	118.2

Date	Opponent	Score	Record	Date	Opponent	Score	Record
Oct. 20	at Minnesota	L106-124	0-1	10	PHILADELPHIA	L91-111	11-31
22	OKLAHOMA CITY	W124-91	1-1	12	at San Antonio	W128-124	12-31
24	BOSTON	L97-107	1-2	14	at Sacramento	L114-126	12-32
26	at Dallas	L106-116	1-3	16	at Sacramento	W118-112	13-32
28	UTAH	L91-122	1-4	19	at Utah	W116-111	14-32
31	at L.A. Lakers	L85-95	1-5	21	at Golden State	L103-105	14-33
Nov. 2	at L.A. Lakers	L117-119	1-6	25	SAN ANTONIO	L104-134	14-34
4	at Phoenix	L111-123	1-7	28	PORTLAND	L110-125	14-35
6	at Denver	L94-95	1-8	31	GOLDEN STATE	L108-122	14-36
7	at Golden State	L107-120	1-9	Feb. 2	CLEVELAND	W115-104	15-36
10	DETROIT	L104-112	1-10	4	at San Antonio	L106-131	15-37
12	PORTLAND	L92-104	1-11	6	NEW ORLEANS	L107-120	15-38
14	PHOENIX	L89-115	1-12	8	at New Orleans	L97-110	15-39
15	at Memphis	L102-136	1-13	10	TORONTO	L120-139	15-40
17	at Oklahoma Cit	L89-101	1-14	14	at Utah	L101-135	15-41
20	at New York	L99-106	1-15	16	at Phoenix	L121-124	15-42
22	at Boston	L90-108	1-16	17	at L.A. Clipper	L111-142	15-43
24	CHICAGO	W118-113	2-16	25	at Orlando	L111-119	15-44
27	CHARLOTTE	W146-143(OT)	3-16	27	L.A. CLIPPERS	L98-99	15-45
29	OKLAHOMA CITY	W102-89	4-16	Mar. 1	L.A. CLIPPERS	L100-113	15-46
Dec. 1	at Oklahoma Cit	W114-110	5-16	2	UTAH	L127-132(OT)	15-47
3	ORLANDO	W118-116	6-16	4	at Denver	L101-116	15-48
5	NEW ORLEANS	W118-108	7-16	6	MEMPHIS	W123-112	16-48
8	BROOKLYN	W114-104	8-16	7	at Miami	L106-123	16-49
10	MILWAUKEE	L114-123	8-17	9	L.A. LAKERS	W139-130(OT)	17-49
11	at Memphis	L106-113	8-18	11	DALLAS	L100-113	17-50
13	at Atlanta	W132-126	9-18	13	at New Orleans	L105-130	17-51
15	at Cleveland	L89-124	9-19	16	PHOENIX	L112-129	17-52
16	NEW YORK	L103-116	9-20	18	INDIANA	L118-121	17-53
18	at Detroit	W116-107	10-20	20	MEMPHIS	L98-122	17-54
20	at Chicago	L118-133	10-21	21	WASHINGTON	W115-97	18-54
22	at Milwaukee	L106-126	10-22	23	at Dallas	L91-110	18-55
23	at Indiana	L106-118	10-23	25	at Portland	W125-106	19-55
27	at Charlotte	L99-123	10-24	26	at Portland	W115-98	20-55
28	L.A. LAKERS	L123-132	10-25	28	SAN ANTONIO	L120-123	20-56
31	MIAMI	L110-120	10-26	30	SACRAMENTO	L118-121	20-57
Jan. 1	DENVER	L111-124	10-27	Apr. 1	SACRAMENTO	L117-122	20-58
3	at Philadelphia	L113-133	10-28	3	MINNESOTA	L132-139	20-59
5	at Washington	W114-111	11-28	5	at Brooklyn	L105-118	20-60
7	DALLAS	L106-130	11-29	8	at Toronto	L115-117	20-61
9	MINNESOTA	L123-141	11-30	10	ATLANTA	L114-130	20-62

# Rockets All-Time Roster

All players who participated in a minimum of one regular season game are listed. Including current team members, 418 players have played for the Rockets. Information in parentheses is: round, year, team and number of selection in the NBA Draft. Capitalized names indicate active players.

## Zaid Abdul-Aziz (Don Smith) #6, #35, #27 Iowa State '68 (1st, 1968, Cincinnati, 5th)

Born Apr. 7, 1946 in Brooklyn, NY; 6-9/235; With Rockets: 1972-75; 1977-78

Seasons	G	MIN	FGM-A	PCT	3FGM-A	PCT	FTM-A	PCT	Rebounds					PTS	AVG	HI		
									OFF	DEF	TOT	AST	PF-D				ST	BL
HOU - 4	206	4943	740-1692	.437	-	-	486-625	.778	426	1020	1750	310	488-6	119	180	1966	9.5	27
Playoffs																		
HOU - 1	6	68	12-31	.387	-	-	2-5	.400	7	10	17	3	5-0	1	3	26	4.3	14

## Mark Acres #42 Oral Roberts '85 (2nd, 1985, Dallas, 40th)

Born Nov. 15, 1962 in Inglewood, CA; 6-11/225; With Rockets: 1992-93

Seasons	G	MIN	FGM-A	PCT	3FGM-A	PCT	FTM-A	PCT	Rebounds					PTS	AVG	HI		
									OFF	DEF	TOT	AST	PF-D				ST	BL
HOU - 1	6	23	2-9	.222	1-2	.500	1-2	.500	2	4	6	0	2-0	0	0	6	1.0	3

## Charles "Bud" Acton #24 Hillsdale '66 (Undrafted)

Born Jan. 11, 1942; 6-6/210; With Rockets: 1967-68

Seasons	G	MIN	FGM-A	PCT	3FGM-A	PCT	FTM-A	PCT	Rebounds					PTS	AVG	HI		
									OFF	DEF	TOT	AST	PF-D				ST	BL
SD - 1	23	195	29-74	.392	-	-	19-29	.655	-	-	47	11	35-0	-	-	77	3.3	12

## Don Adams #32, #10 Northwestern '70 (8th, 1970, ROCKETS, 120th)

Born Nov. 27, 1947 in Atlanta, GA; 6-7/210; With Rockets: 1970-72

Seasons	G	MIN	FGM-A	PCT	3FGM-A	PCT	FTM-A	PCT	Rebounds					PTS	AVG	HI		
									OFF	DEF	TOT	AST	PF-D				ST	BL
SD - 2	85	2415	397-976	.407	-	-	156-214	.729	-	-	589	176	351-12	-	-	950	11.2	3

## Rick Adelman #12 Loyola Marymount '68 (7th, 1968, ROCKETS, 79th)

Born June 16, 1946 in Lynwood, CA; 6-2/179; With Rockets: 1968-70; head coach Rockets 2007-11

Seasons	G	MIN	FGM-A	PCT	3FGM-A	PCT	FTM-A	PCT	Rebounds					PTS	AVG	HI		
									OFF	DEF	TOT	AST	PF-D				ST	BL
SD - 2	112	2165	273-696	.392	-	-	199-295	.675	-	-	297	351	248-1	-	-	745	6.7	23
Playoffs																		
SD - 1	6	187	24-53	.453	-	-	22-37	.595	-	-	15	29	18-0	-	-	70	11.7	26

## Jeff Adrien #8 Connecticut '09 (Undrafted)

Born February 10, 1986 in Naples, FL; 6-7/243; With Rockets: 2011-12

Seasons	G	MIN	FGM-A	PCT	3FGM-A	PCT	FTM-A	PCT	Rebounds					PTS	AVG	HI		
									OFF	DEF	TOT	AST	PF-D				ST	BL
HOU - 1	8	63	7-16	.438	0-0	-	7-12	.583	5	17	22	1	13-0	0	2	21	2.6	7

## Cole Aldrich #31 Kansas '10 (1st, 2010, New Orleans, 11th)

Born Oct. 31, 1988 in Burnsville, MN; 6-11/240; With Rockets: 2012-13

Seasons	G	MIN	FGM-A	PCT	3FGM-A	PCT	FTM-A	PCT	Rebounds					PTS	AVG	HI		
									OFF	DEF	TOT	AST	PF-D				ST	BL
HOU - 1	30	213	23-43	.535	0-0	-	4-9	.444	12	45	57	6	41-0	3	9	50	1.7	6

## Rafer Alston #12 Fresno State '98 (2nd, 1998, Milwaukee, 39th)

Born July 24, 1976 in Queens, NY; 6-2/175; With Rockets: 2005-09

Seasons	G	MIN	FGM-A	PCT	3FGM-A	PCT	FTM-A	PCT	Rebounds					PTS	AVG	HI		
									OFF	DEF	TOT	AST	PF-D				ST	BL
HOU - 4	267	9588	1220-3204	.381	517-1478	.350	413-566	.730	118	823	941	1519	600-6	385	50	3370	12.6	31
Playoffs																		
HOU - 2	11	435	46-122	.377	27-75	.360	14-18	.778	8	46	54	53	30-0	17	3	133	12.1	20

## David Anderson #13 Australia '02 (2nd, 2002, Atlanta, 37th)

Born June 23, 1980 in Carlton, Australia; 6-11/245; With Rockets: 2009-10

Seasons	G	MIN	FGM-A	PCT	3FGM-A	PCT	FTM-A	PCT	Rebounds					PTS	AVG	HI		
									OFF	DEF	TOT	AST	PF-D				ST	BL
HOU - 1	63	891	147-340	.432	27-78	.346	46-67	.687	54	154	208	44	119-0	15	12	367	5.8	19

## Derek Anderson #8 Kentucky '97 (1st, 1997, Cleveland, 13th)

Born July 18, 1974 in Louisville, KY; 6-5/195; With Rockets: 2005-06

Seasons	G	MIN	FGM-A	PCT	3FGM-A	PCT	FTM-A	PCT	Rebounds					PTS	AVG	HI		
									OFF	DEF	TOT	AST	PF-D				ST	BL
HOU - 1	20	582	68-173	.393	19-67	.284	61-73	.836	12	71	83	53	49-0	15	4	216	10.8	23

## James Anderson #5 Oklahoma State '10 (1st, 2010, San Antonio, 20th)

Born March 25, 1989 in El Dorado, AR; 6-6/215; With Rockets: 2012-13

Seasons	G	MIN	FGM-A	PCT	3FGM-A	PCT	FTM-A	PCT	Rebounds					PTS	AVG	HI		
									OFF	DEF	TOT	AST	PF-D				ST	BL
HOU - 1	29	307	41-101	.406	16-49	.327	17-19	.895	15	43	58	33	18-0	12	3	115	4.0	14
Playoffs																		
HOU - 1	2	18	1-5	.200	0-3	.000	0-0	-	1	3	4	0	2-0	0	0	2	1.0	2

## Richard Anderson #40 UC-Santa Barbara '82 (2nd, 1982, L.A. Clippers, 32nd)

Born Nov. 19, 1960 in San Pedro, CA; 6-10/240; With Rockets: 1986-88

Seasons	G	MIN	FGM-A	PCT	3FGM-A	PCT	FTM-A	PCT	Rebounds					PTS	AVG	HI		
									OFF	DEF	TOT	AST	PF-D				ST	BL
HOU - 2	63	365	70-165	.424	10-31	.323	26-34	.765	33	63	96	37	41-0	8	3	176	2.8	10
Playoffs																		
HOU - 1	5	5	1-3	.333	1-2	.500	2-2	1.000	1	0	1	0	1-0	0	0	5	1.0	3



# Rockets All-Time Roster

## Ryan Anderson #3, #33

California '08 (1st, 2008, New Jersey 21st)

Born May 6, 1988 in Sacramento, CA; 6-10/240; With Rockets: 2016-18; 2019

Seasons	G	MIN	FGM-A	PCT	3FGM-A	PCT	FTM-A	PCT	--Rebounds--			PF-D	ST	BL	PTS	AVG	HI	
									OFF	DEF	TOT							
HOU - 3	140	3855	532-1260	.422	336-850	.395	201-243	.827	206	462	668	130	269-0	56	35	1601	11.4	29
Playoffs																		
HOU - 2	22	431	43-112	.384	22-75	.293	14-16	.875	19	51	70	13	34-0	7	3	122	5.5	19

## Shandon Anderson #40

Georgia '96 (2nd, 1996, Utah, 54th)

Born Dec. 31, 1973 in Atlanta, GA; 6-6/210; With Rockets: 1999-2001

Seasons	G	MIN	FGM-A	PCT	3FGM-A	PCT	FTM-A	PCT	--Rebounds--			PF-D	ST	BL	PTS	AVG	HI	
									OFF	DEF	TOT							
HOU - 2	164	5096	631-1368	.461	125-395	.316	332-441	.753	163	554	717	428	384-0	178	72	1719	10.5	35

## Carmelo Anthony #7

Syracuse '03 (1st, 2003, Denver, 3rd)

Born May 29, 1984 in Brooklyn, NY; 6-8/240; With Rockets: 2018-19

Seasons	G	MIN	FGM-A	PCT	3FGM-A	PCT	FTM-A	PCT	--Rebounds--			PF-D	ST	BL	PTS	AVG	HI	
									OFF	DEF	TOT							
HOU - 1	294	294	49-121	.405	21-64	.328	15-22	.682	9	45	54	5	32-0	4	7	134	13.4	28

## Trevor Ariza #1

UCLA '04 (2nd, 2004, New York, 43rd)

Born June 30, 1985 in Miami, FL; 6-8/210; With Rockets: 2009-10 and 2014-18

Seasons	G	MIN	FGM-A	PCT	3FGM-A	PCT	FTM-A	PCT	--Rebounds--			PF-D	ST	BL	PTS	AVG	HI	
									OFF	DEF	TOT							
HOU - 5	382	13460	1711-4217	.406	876-2478	.354	565-747	.756	309	1671	1980	953	790-0	683	116	4863	12.7	33
Playoffs																		
HOU - 4	50	1831	179-463	.387	89-276	.322	77-91	.846	42	209	251	93	136-0	76	7	524	10.5	23

## Hilton Armstrong #3

Connecticut '06 (1st, 2006, New Orleans/Okla. City, 12th)

Born Nov. 23, 1984 in Peekskill, NY; 6-11/235; With Rockets: 2009-10

Seasons	G	MIN	FGM-A	PCT	3FGM-A	PCT	FTM-A	PCT	--Rebounds--			PF-D	ST	BL	PTS	AVG	HI	
									OFF	DEF	TOT							
HOU - 1	9	40	5-17	.294	0-1	.000	0-2	.000	5	1	6	3	10-0	5	0	10	1.1	2

## Ron Artest (Metta World Peace) #96

St. John's '99 (1st, 1999, Chicago, 16th)

Born Nov. 13, 1979 in Queensbridge, NY; 6-7/260; With Rockets: 2008-09

Seasons	G	MIN	FGM-A	PCT	3FGM-A	PCT	FTM-A	PCT	--Rebounds--			PF-D	ST	BL	PTS	AVG	HI	
									OFF	DEF	TOT							
HOU - 1	69	2452	416-1037	.401	153-383	.399	196-262	.748	65	294	359	229	155-2	105	24	1181	17.1	32
Playoffs																		
HOU - 1	13	488	80-203	.394	23-83	.277	20-28	.714	12	44	56	54	27-0	14	3	203	15.6	27

## Omer Asik #3

Turkey '08 (2nd, 2008, Portland, 36th)

Born July 4, 1986 in Bursa, Turkey; 7-0/255; With Rockets: 2012-14

Seasons	G	MIN	FGM-A	PCT	3FGM-A	PCT	FTM-A	PCT	--Rebounds--			PF-D	ST	BL	PTS	AVG	HI	
									OFF	DEF	TOT							
HOU - 2	130	3432	433-804	.539	0-1	.000	246-425	.579	376	958	1334	100	315-6	60	124	1112	8.6	22
Playoffs																		
HOU - 2	12	371	38-72	.528	0-0	.000	33-50	.66	42	74	116	7	51-6	6	14	109	9.1	21

## D.J. Augustin #14

Texas '08 (1st, 2008, Charlotte, 9th)

Born Nov. 10, 1987 in New Orleans, LA; 5-11/183; With Rockets: 2021-22

Seasons	G	MIN	FGM-A	PCT	3FGM-A	PCT	FTM-A	PCT	--Rebounds--			PF-D	ST	BL	PTS	AVG	HI	
									OFF	DEF	TOT							
HOU - 2	54	926	119-287	.415	73-184	.397	82-92	.891	16	69	85	152	40-0	18	0	393	7.3	22

## Gus Bailey #22

Texas-El Paso '74 (2nd, 1974, ROCKETS, 23rd)

Born Feb. 18, 1951 in Gibson, NC; 6-5/185; With Rockets: 1974-76

Seasons	G	MIN	FGM-A	PCT	3FGM-A	PCT	FTM-A	PCT	--Rebounds--			PF-D	ST	BL	PTS	AVG	HI	
									OFF	DEF	TOT							
HOU - 2	77	708	79-203	.389	-	.000	34-69	.493	43	89	132	100	85-1	31	24	192	2.5	14
Playoffs																		
HOU - 1	8	116	18-36	.500	-	.000	9-10	.900	6	13	19	16	12-0	6	2	45	5.6	13

## James Bailey #2

Rutgers '79 (1st, 1979, Seattle, 6th)

Born May 21, 1957 in Dublin, GA; 6-9/220; With Rockets: 1982-84

Seasons	G	MIN	FGM-A	PCT	3FGM-A	PCT	FTM-A	PCT	--Rebounds--			PF-D	ST	BL	PTS	AVG	HI	
									OFF	DEF	TOT							
HOU - 2	142	2889	630-1273	.495	0-2	.000	362-512	.707	272	490	762	144	453-15	75	99	1622	11.4	34

## Vin Baker #42

Hartford '93 (1st, 1993, Milwaukee, 8th)

Born Nov. 23, 1971 in Lake Wales, FL; 6-11/240; With Rockets: 2004-05

Seasons	G	MIN	FGM-A	PCT	3FGM-A	PCT	FTM-A	PCT	--Rebounds--			PF-D	ST	BL	PTS	AVG	HI	
									OFF	DEF	TOT							
HOU - 1	3	13	0-4	.000	0-0	.000	0-0	.000	0	2	2	1	7-0	0	0	2	0.7	2

## Tom Barker #15

Hawaii '76 (4th, 1976, Atlanta, 53rd)

Born March 11, 1955 in Harlingen, TX; 6-11/230; With Rockets: 1978-79

Seasons	G	MIN	FGM-A	PCT	3FGM-A	PCT	FTM-A	PCT	--Rebounds--			PF-D	ST	BL	PTS	AVG	HI	
									OFF	DEF	TOT							
HOU - 1	5	16	3-6	.500	-	.000	2-2	1.000	2	4	6	0	5-0	0	0	8	1.6	4

History

# Rockets All-Time Roster

## Charles Barkley #4

Born Feb. 20, 1963 in Leeds, AL; 6-6/252; With Rockets: 1996-2000

## Auburn '84 (1st, 1984, Philadelphia, 5th)

Seasons	G	MIN	FGM-A	PCT	3FGM-A	PCT	FTM-A	PCT	Rebounds			AST	PF-D	ST	BL	PTS	AVG	HI
									OFF	DEF	TOT							
HOU - 4	183	6398	1042-2160	.482	86-340	.253	847-1189	.712	691	1544	2235	720	477-4	197	70	3017	16.5	43
Playoffs																		
HOU - 3	24	849	134-289	.464	13-47	.277	135-185	.730	82	186	268	73	76-2	30	9	416	17.3	30

## Harry Barnes #30

Born July 25, 1945; 6-3/205; With Rockets: 1968-69

## Northeastern '68 (4th, 1968, ROCKETS, 37th)

Seasons	G	MIN	FGM-A	PCT	3FGM-A	PCT	FTM-A	PCT	Rebounds			AST	PF-D	ST	BL	PTS	AVG	HI
									OFF	DEF	TOT							
SD - 1	22	126	18-64	.281	-	-	7-13	.538	-	-	26	5	25-0	-	-	43	2.0	8

## Jim Barnett #33

Born July 7, 1944 in Greenville, SC; 6-4/175; With Rockets: 1967-70

## Oregon '66 (1st, 1966, Boston, 8th)

Seasons	G	MIN	FGM-A	PCT	3FGM-A	PCT	FTM-A	PCT	Rebounds			AST	PF-D	ST	BL	PTS	AVG	HI
									OFF	DEF	TOT							
SD - 3	207	5519	1094-2547	.430	-	-	606-794	.763	-	-	822	760	563-5	-	-	2794	13.5	42
Playoffs																		
SD - 1	6	51	9-23	.391	-	-	7-8	.875	-	-	3	7	5-0	-	-	25	4.2	10

## John Barnhill #30

Born March 30, 1938; 6-1/180; With Rockets: 1967-68

## Tennessee State '59 (11th, 1959, St. Louis, 79th)

Seasons	G	MIN	FGM-A	PCT	3FGM-A	PCT	FTM-A	PCT	Rebounds			AST	PF-D	ST	BL	PTS	AVG	HI
									OFF	DEF	TOT							
SD - 1	75	1883	295-700	.421	-	-	154-234	.658	-	-	173	259	143-1	-	-	744	9.9	26

## Andre Barrett #12

Born Feb. 21, 1982 in Bronx, NY; 5-10/173; With Rockets: 2004-05

## Seton Hall '04 (Undrafted)

Seasons	G	MIN	FGM-A	PCT	3FGM-A	PCT	FTM-A	PCT	Rebounds			AST	PF-D	ST	BL	PTS	AVG	HI
									OFF	DEF	TOT							
HOU - 1	27	314	20-69	.290	9-37	.243	7-10	.700	5	14	19	42	35-0	14	0	56	2.1	14

## Brent Barry #17

Born Dec. 31, 1971 in Hempstead, NY; 6-7/210; With Rockets: 2008-09

## Oregon State '95 (1st, 1995, Denver, 15th)

Seasons	G	MIN	FGM-A	PCT	3FGM-A	PCT	FTM-A	PCT	Rebounds			AST	PF-D	ST	BL	PTS	AVG	HI
									OFF	DEF	TOT							
HOU - 1	56	857	70-172	.407	49-131	.374	19-20	.950	17	77	94	78	45-0	24	3	208	3.7	11
Playoffs																		
HOU - 1	4	35	5-10	.500	3-8	.375	0-0	.000	0	4	4	3	3-0	2	0	13	3.3	8

## Jon Barry #20

Born July 25, 1969 in Oakland, CA; 6-5/208; With Rockets: 2004-06

## Georgia Tech '92 (1st, 1992, Boston, 21st)

Seasons	G	MIN	FGM-A	PCT	3FGM-A	PCT	FTM-A	PCT	Rebounds			AST	PF-D	ST	BL	PTS	AVG	HI
									OFF	DEF	TOT							
HOU - 2	73	1572	155-356	.435	72-165	.436	76-87	.874	23	146	169	165	92-0	59	8	458	6.3	24
Playoffs																		
HOU - 1	7	183	21-48	.438	11-23	.478	7-8	.875	1	28	29	9	13-0	5	0	60	8.6	16

## Rick Barry #2, #4

Born March 28, 1944 in Elizabeth, NJ; 6-7/220; With Rockets: 1978-80

## Miami '65 (2nd, 1965, Golden State, 9th)

Seasons	G	MIN	FGM-A	PCT	3FGM-A	PCT	FTM-A	PCT	Rebounds			AST	PF-D	ST	BL	PTS	AVG	HI
									OFF	DEF	TOT							
HOU - 2	152	4382	786-1771	.444	73-221	.330	303-322	.941	93	420	513	770	377-0	175	66	1948	12.8	38
Playoffs																		
HOU - 2	8	144	20-58	.345	3-12	.250	14-14	1.000	2	12	14	24	19-0	1	1	57	7.1	15

## Shane Battier #31

Born Sept. 9, 1978 in Birmingham, MI; 6-8/220; With Rockets: 2006-11

## Duke '01 (1st, 2001, Memphis, 6th)

Seasons	G	MIN	FGM-A	PCT	3FGM-A	PCT	FTM-A	PCT	Rebounds			AST	PF-D	ST	BL	PTS	AVG	HI
									OFF	DEF	TOT							
HOU - 5	348	11912	1066-2482	.429	576-1483	.388	344-463	.743	382	1241	1623	784	766-4	310	351	3052	8.8	28
Playoffs																		
HOU - 3	26	1014	76-177	.429	48-122	.393	37-42	.881	31	74	105	49	72-0	32	21	237	9.1	23

## Lonny Baxter #35

Born Jan. 27, 1979 in Silver Spring, MD; 6-8/261; With Rockets: 2005-06

## Maryland '02 (2nd, 2002, Chicago, 44th)

Seasons	G	MIN	FGM-A	PCT	3FGM-A	PCT	FTM-A	PCT	Rebounds			AST	PF-D	ST	BL	PTS	AVG	HI
									OFF	DEF	TOT							
HOU - 1	23	281	33-72	.458	0-0	.000	16-19	.842	38	46	84	2	48-1	9	7	82	3.6	18

## Michael Beasley #8

Born Jan. 9, 1989 in Frederick, MD; 6-9/235; With Rockets 2015-16

## Kansas State '08 (1st, 2008, Portland, 2nd)

Seasons	G	MIN	FGM-A	PCT	3FGM-A	PCT	FTM-A	PCT	Rebounds			AST	PF-D	ST	BL	PTS	AVG	HI
									OFF	DEF	TOT							
HOU - 1	20	363	107-205	.522	3-9	.333	38-49	.776	29	69	98	16	39-0	11	9	255	12.8	30
Playoffs																		
HOU - 1	5	80	22-46	.478	2-6	.333	6-7	.857	4	17	21	3	8-0	1	0	52	10.4	17

## Ron Behagen #34

Born Jan. 19, 1951 in New York, NY; 6-9/235; With Rockets: 1977-78

## Minnesota '73 (1st, 1973, Kansas City-Omaha, 7th)

Seasons	G	MIN	FGM-A	PCT	3FGM-A	PCT	FTM-A	PCT	Rebounds			AST	PF-D	ST	BL	PTS	AVG	HI
									OFF	DEF	TOT							
HOU - 1	3	33	7-11	.636	-	-	0-1	.000	2	5	7	2	6-0	0	0	14	4.7	8

# Rockets All-Time Roster

## Elmer Bennett #6

Notre Dame '92 (2nd, 1992, Atlanta, 38th)

Born Feb. 13, 1970 in Evanston, IL; 6-0/171; With Rockets: 1996-97

Seasons	G	MIN	FGM-A	PCT	3FGM-A	PCT	FTM-A	PCT	Rebounds			AST	PF-D	ST	BL	PTS	AVG	HI
									OFF	DEF	TOT							
HOU -1	4	16	2-6	.333	1-3	.333	5-6	.833	0	1	1	4	1-0	2	0	10	2.5	4

## Walter Berry #6

St. John's '86 (1st, 1986, Portland, 14th)

Born May 14, 1964 in Harlem, NY; 6-8/215; With Rockets: 1988-89

Seasons	G	MIN	FGM-A	PCT	3FGM-A	PCT	FTM-A	PCT	Rebounds			AST	PF-D	ST	BL	PTS	AVG	HI
									OFF	DEF	TOT							
HOU -1	40	799	146-270	.541	1-2	.500	57-80	.713	54	98	152	57	114-1	19	35	350	8.8	18
Playoffs HOU -1	4	57	13-26	.500	0-0	.000	7-8	.875	3	6	9	5	8-0	2	1	33	8.3	11

## Patrick Beverley #12

Arkansas '09 (2nd, 2009, L.A. Lakers, 42nd)

Born July 12, 1988 in Chicago, IL; 6-1/185; With Rockets: 2012-17

Seasons	G	MIN	FGM-A	PCT	3FGM-A	PCT	FTM-A	PCT	Rebounds			AST	PF-D	ST	BL	PTS	AVG	HI
									OFF	DEF	TOT							
HOU -5	291	8289	968-2339	.414	477-1272	.375	295-386	.764	352	833	1185	980	895-11	366	118	2708	9.3	26
HOU -4	28	856	102-261	.391	39-112	.348	31-37	.838	49	92	141	72	100-2	28	10	274	9.8	21

## Tarik Black #10, #28

Kansas '14 (Undrafted)

Born November 22, 1991 in Memphis, TN; 6-9/257; With Rockets: 2014-15; 2017-18

Seasons	G	MIN	FGM-A	PCT	3FGM-A	PCT	FTM-A	PCT	Rebounds			AST	PF-D	ST	BL	PTS	AVG	HI
									OFF	DEF	TOT							
HOU -2	76	929	120-210	.571	1-12	.083	44-92	.478	121	169	290	21	163-0	27	32	285	3.8	13
Playoffs HOU -1	7	19	1-4	.250	0-0	-	0-0	-	2	4	6	2	5-0	0	1	2	0.3	2

## John Block #34

Southern California '66 (3rd, 1966, L.A. Lakers, 27th)

Born April 16, 1944 in Los Angeles, CA; 6-10/220; With Rockets: 1967-71

Seasons	G	MIN	FGM-A	PCT	3FGM-A	PCT	FTM-A	PCT	Rebounds			AST	PF-D	ST	BL	PTS	AVG	HI
									OFF	DEF	TOT							
SD -4	285	7910	1512-3535	.428	-	-	1114-1431	.778	-	-	2325	447	906-7	-	-	4138	14.5	36
Playoffs SD -1	5	97	24-45	.533	-	-	14-18	.778	-	-	14	3	18-0	-	-	62	12.4	20

## Keith Bogans #10

Kentucky '03 (2nd, 2003, Milwaukee, 43rd)

Born May 12, 1980 in Washington, DC; 6-5/215; With Rockets: 2005-06

Seasons	G	MIN	FGM-A	PCT	3FGM-A	PCT	FTM-A	PCT	Rebounds			AST	PF-D	ST	BL	PTS	AVG	HI
									OFF	DEF	TOT							
HOU -1	33	1064	101-256	.395	32-102	.314	47-81	.580	26	123	149	63	89-1	32	6	281	8.5	20

## Phil Bond #30

Louisville '77 (3rd, 1977, ROCKETS, 62nd)

Born July 27, 1958 in Louisville, KY; 6-2;175; With Rockets: 1977-78

Seasons	G	MIN	FGM-A	PCT	3FGM-A	PCT	FTM-A	PCT	Rebounds			AST	PF-D	ST	BL	PTS	AVG	HI
									OFF	DEF	TOT							
HOU -1	7	21	2-6	.333	-	-	0-0	.000	1	3	4	2	1-0	1	0	4	0.6	2

## Melvin Booker #9

Missouri '94 (Undrafted)

Born Aug. 20, 1972 in Pascagoula, MS; 6-11/188; With Rockets: 1995-96

Seasons	G	MIN	FGM-A	PCT	3FGM-A	PCT	FTM-A	PCT	Rebounds			AST	PF-D	ST	BL	PTS	AVG	HI
									OFF	DEF	TOT							
HOU -1	11	131	16-50	.320	3-19	.158	9-11	.818	1	8	9	21	18-0	5	1	44	4.0	9

## Ryan Bowen #40

Iowa '98 (2nd, 1998, Denver, 55th)

Born Nov. 20, 1975 in Fort Madison, IA; 6-9/218; With Rockets: 2004-06

Seasons	G	MIN	FGM-A	PCT	3FGM-A	PCT	FTM-A	PCT	Rebounds			AST	PF-D	ST	BL	PTS	AVG	HI
									OFF	DEF	TOT							
HOU -1	134	1256	84-235	.357	6-28	.214	25-35	.714	52	112	164	42	146-0	44	11	199	1.5	14
Playoffs HOU -1	7	125	8-25	.320	0-0	.000	2-3	.667	7	7	14	6	23-2	6	0	18	2.6	7

## Anthony Bowie #25

Oklahoma '86 (3rd, 1986, ROCKETS, 66th)

Born Nov. 9, 1963 in Tulsa, OK; 6-6/190; With Rockets: 1989-90

Seasons	G	MIN	FGM-A	PCT	3FGM-A	PCT	FTM-A	PCT	Rebounds			AST	PF-D	ST	BL	PTS	AVG	HI
									OFF	DEF	TOT							
HOU -1	66	918	119-293	.406	6-21	.286	40-54	.741	36	82	118	96	80-0	42	5	284	4.3	18
Playoffs HOU -1	2	4	0-1	.000	0-0	.000	0-0	.000	0	0	0	0	1-0	0	0	0	0.0	0

## Earl Boykins #6

Eastern Michigan '98 (Undrafted)

Born June 2, 1976 in Cleveland, OH; 5-5/133; With Rockets: 2011-12

Seasons	G	MIN	FGM-A	PCT	3FGM-A	PCT	FTM-A	PCT	Rebounds			AST	PF-D	ST	BL	PTS	AVG	HI
									OFF	DEF	TOT							
HOU -1	8	111	12-36	.333	2-9	.222	13-15	.867	0	11	11	17	5-0	1	0	39	4.9	10

## Alonzo Bradley #30, #22

Texas Southern '77 (2nd, 1977, Indiana, 29th)

Born Oct. 16, 1953 in Utica, MS; 6-6/190; With Rockets: 1977-80

Seasons	G	MIN	FGM-A	PCT	3FGM-A	PCT	FTM-A	PCT	Rebounds			AST	PF-D	ST	BL	PTS	AVG	HI
									OFF	DEF	TOT							
HOU -3	99	1139	184-440	.418	1-1	1.000	71-101	.703	39	112	151	74	125-1	24	7	440	4.4	20
Playoffs HOU -2	5	16	6-9	.667	1-1	1.000	3-5	.600	1	2	3	1	2-0	1	0	16	3.2	7

History

# Rockets All-Time Roster

## Avery Bradley #9

Texas '10 (1st, 2010, Boston, 19th)

Born Nov. 26, 1990 in Tacoma, WA; With Rockets: 2021

Seasons	G	MIN	FGM-A	PCT	3FGM-A	PCT	FTM-A	PCT	Rebounds		AST	PF-D	ST	BL	PTS	AVG	HI	
									OFF	DEF								
HOU - 1	17	391	33-105	.314	17-63	.270	5-6	.833	6	33	39	32	29-1	14	2	88	5.2	15

## Torraye Braggs #32

Xavier '98 (2nd, 1998, Utah, 57th)

Born May 15, 1976 in Fresno, CA; With Rockets: 2003-05

Seasons	G	MIN	FGM-A	PCT	3FGM-A	PCT	FTM-A	PCT	Rebounds		AST	PF-D	ST	BL	PTS	AVG	HI	
									OFF	DEF								
HOU - 2	18	156	16-35	.457	0-0	.000	8-12	.667	22	24	46	6	25-0	4	2	40	2.2	6

## Tim Breaux #15

Wyoming '92 (Undrafted)

Born Sept. 19, 1970 in Baton Rouge, LA; 6-7/215; With Rockets: 1994-96

Seasons	G	MIN	FGM-A	PCT	3FGM-A	PCT	FTM-A	PCT	Rebounds		AST	PF-D	ST	BL	PTS	AVG	HI	
									OFF	DEF								
HOU - 2	96	910	104-282	.369	21-71	.296	60-94	.638	38	56	94	39	67-0	22	12	289	3.0	17

## Corey Brewer #33

Florida '06 (1st, Minnesota, 7th)

Born Mar. 5, 1986 in Portland, TN; 6-9/185; With Rockets: 2014-17

Seasons	G	MIN	FGM-A	PCT	3FGM-A	PCT	FTM-A	PCT	Rebounds		AST	PF-D	ST	BL	PTS	AVG	HI	
									OFF	DEF								
HOU - 3	196	3999	555-1359	.408	138-512	.270	250-332	.753	111	405	516	265	383-2	181	45	1498	7.6	26
Playoffs	22	505	79-194	.407	13-52	.250	42-63	.667	14	40	54	27	61-0	11	5	213	9.7	22

## Ronnie Brewer #10

Arkansas '06 (1st, Utah, 14th)

Born Mar. 20, 1985 in Portland, OR; 6-7/235; With Rockets: 2013-14

Seasons	G	MIN	FGM-A	PCT	3FGM-A	PCT	FTM-A	PCT	Rebounds		AST	PF-D	ST	BL	PTS	AVG	HI	
									OFF	DEF								
HOU - 1	23	158	3-15	.2	1-8	.125	0-2	.	2	12	14	10	4	6	1	7	0.3	3

## Tyrone Britt #31

Johnson C. Smith [NC] '67 (Undrafted)

Born April 18, 1944; 6-5/200; With Rockets: 1967-68

Seasons	G	MIN	FGM-A	PCT	3FGM-A	PCT	FTM-A	PCT	Rebounds		AST	PF-D	ST	BL	PTS	AVG	HI	
									OFF	DEF								
SD - 1	11	84	13-34	.382	-	.	2-3	.667	-	-	15	12	10-0	-	-	28	2.5	8

## Aaron Brooks #0

Oregon '07 (1st, 2007, ROCKETS, 26th)

Born Jan. 14, 1985 in Seattle, WA; 6-0/161; With Rockets: 2007-11

Seasons	G	MIN	FGM-A	PCT	3FGM-A	PCT	FTM-A	PCT	Rebounds		AST	PF-D	ST	BL	PTS	AVG	HI	
									OFF	DEF								
HOU - 6	297	7090	1226-3002	.408	462-1251	.369	551-646	.853	135	408	543	977	570-5	175	38	3465	11.7	43
Playoffs	25	561	98-229	.428	28-83	.337	49-62	.790	7	42	49	58	43-0	6	4	273	10.9	34

## Armoni Brooks #7

Houston '19 (Undrafted)

Born June 5, 1998 in Waco, TX; 6-3/195; With Rockets: 2021-22

Seasons	G	MIN	FGM-A	PCT	3FGM-A	PCT	FTM-A	PCT	Rebounds		AST	PF-D	ST	BL	PTS	AVG	HI	
									OFF	DEF								
HOU - 2	61-13	1210	165-443	.372	124-730	.335	23-31	.742	22	127	149	79	94-0	33	13	477	7.8	24

## Scott Brooks #1

UC-Irvine '87 (Undrafted)

Born July 31, 1965 in French Camp, CA; 5-11/165; With Rockets: 1992-95

Seasons	G	MIN	FGM-A	PCT	3FGM-A	PCT	FTM-A	PCT	Rebounds		AST	PF-D	ST	BL	PTS	AVG	HI	
									OFF	DEF								
HOU - 3	183	2927	360-739	.487	72-177	.407	204-241	.846	33	181	214	414	248-0	138	6	996	5.4	23
Playoffs	17	220	21-48	.438	6-14	.429	10-14	.714	2	10	12	34	24-0	9	0	58	3.4	10

## Bobby Brown #8, #6

Cal-State Fullerton '07 (Undrafted)

Born Sept. 24, 1984 in Los Angeles, CA; 6-2/175; With Rockets 2016-18

Seasons	G	MIN	FGM-A	PCT	3FGM-A	PCT	FTM-A	PCT	Rebounds		AST	PF-D	ST	BL	PTS	AVG	HI	
									OFF	DEF								
HOU - 2	45	238	42-118	.356	25-75	.333	3-4	.750	0	13	13	25	11-0	5	0	112	2.5	16
Playoffs	5	22	10-20	.500	5-11	.3455	0-0	--	0	2	2	1	1-0	0	0	25	5.0	11

## Chucky Brown #52

North Carolina State '89 (2nd, 1989, Cleveland, 43rd)

Born Feb. 29, 1968 in New York, NY; 6-8/215; With Rockets: 1994-96

Seasons	G	MIN	FGM-A	PCT	3FGM-A	PCT	FTM-A	PCT	Rebounds		AST	PF-D	ST	BL	PTS	AVG	HI	
									OFF	DEF								
HOU - 2	123	2833	405-729	.556	2-11	.182	142-212	.670	198	432	630	119	268-0	58	52	954	7.8	19
Playoffs	29	494	59-121	.488	1-2	.500	40-55	.727	26	63	89	12	63-2	12	2	159	5.5	16

## Markel Brown #26

Oklahoma State '14 (2nd, 2014, Minnesota, 44th)

Born Jan. 29, 1992 in Pineville, LA; 6-3/190; With Rockets: 2018

Seasons	G	MIN	FGM-A	PCT	3FGM-A	PCT	FTM-A	PCT	Rebounds		AST	PF-D	ST	BL	PTS	AVG	HI	
									OFF	DEF								
HOU - 1	4	31	2-7	.286	1-5	.200	0-0	.	1	4	5	2	6-0	0	0	5	1.3	3

# Rockets All-Time Roster

## Tierre Brown #10

Born June 3, 1979 in Iowa, LA; 6-2/189; With Rockets: 2001-02

Seasons	G	MIN	FGM-A	PCT	3FGM-A	PCT	FTM-A	PCT	Rebounds			AST	PF-D	ST	BL	PTS	AVG	HI
									OFF	DEF	TOT							
HOU -1	40	403	49-115	.426	4-12	.333	21-28	.750	12	30	42	70	26-0	19	3	123	3.1	16

## McNeese State '01 (Undrafted)

## Tony Brown #35

Born July 29, 1960 in Chicago, IL; 6-6/195; With Rockets: 1988-89

Seasons	G	MIN	FGM-A	PCT	3FGM-A	PCT	FTM-A	PCT	Rebounds			AST	PF-D	ST	BL	PTS	AVG	HI
									OFF	DEF	TOT							
HOU -1	14	91	14-45	.311	2-9	.222	6-8	.750	7	8	15	5	14-0	3	0	36	2.6	14

## Arkansas '82 (4th, 1982, New Jersey, 82nd)

## Sterling Brown #0

Born Feb. 10, 1995 in Maywood, IL; 6-5/219; With Rockets: 2020-21

Seasons	G	MIN	FGM-A	PCT	3FGM-A	PCT	FTM-A	PCT	Rebounds			AST	PF-D	ST	BL	PTS	AVG	HI
									OFF	DEF	TOT							
HOU -1	51	1229	150-335	.448	91-215	.423	25-31	.805	38	186	224	72	97-1	48	12	416	8.2	23

## SMU '17 (2nd, 2017, Philadelphia, 46th)

## Rick Brunson #9

Born June 14, 1972 in Syracuse, NY; 6-4/190; With Rockets: 2005-06

Seasons	G	MIN	FGM-A	PCT	3FGM-A	PCT	FTM-A	PCT	Rebounds			AST	PF-D	ST	BL	PTS	AVG	HI
									OFF	DEF	TOT							
HOU -1	23	215	16-46	.348	5-12	.417	7-12	.583	1	19	20	33	21-0	8	1	44	1.9	10

## Temple '95 (Undrafted)

## Joe Bryant #22

Born Oct. 19, 1954 in Philadelphia, PA; 6-9/225; With Rockets: 1982-83

Seasons	G	MIN	FGM-A	PCT	3FGM-A	PCT	FTM-A	PCT	Rebounds			AST	PF-D	ST	BL	PTS	AVG	HI
									OFF	DEF	TOT							
HOU -1	81	2055	344-768	.448	8-36	.222	116-165	.703	88	189	277	186	258-4	82	30	812	10.0	28

## LaSalle '75 (1st, 1975, Golden State, 14th)

## Mark Bryant #2

Born April 25, 1965 in Glen Ridge, NJ; 6-9/245; With Rockets: 1995-96

Seasons	G	MIN	FGM-A	PCT	3FGM-A	PCT	FTM-A	PCT	Rebounds			AST	PF-D	ST	BL	PTS	AVG	HI
									OFF	DEF	TOT							
HOU -1	71	1587	242-446	.543	0-2	.000	127-177	.718	131	220	351	52	234-4	31	19	611	8.6	30
Playoffs																		
HOU -1	8	145	21-35	.600	0-0	.000	12-15	.800	7	20	27	4	21-0	1	2	54	6.8	21

## Seton Hall '88 (1st, 1988, Portland, 21st)

## Chase Budinger #10

Born May 22, 1988 in San Diego, CA; 6-7/218; With Rockets: 2009-12

Seasons	G	MIN	FGM-A	PCT	3FGM-A	PCT	FTM-A	PCT	Rebounds			AST	PF-D	ST	BL	PTS	AVG	HI
									OFF	DEF	TOT							
HOU -3	210	4524	736-1692	.435	269-742	.363	239-295	.810	128	590	718	289	264-0	104	36	1980	9.4	35

## Arizona '09 (2nd, 2009, Detroit, 44th)

## Matt Bullard #50

Born June 5, 1967 in West Des Moines, IA; 6-10/235; With Rockets: 1990-94, 1996-2001

Seasons	G	MIN	FGM-A	PCT	3FGM-A	PCT	FTM-A	PCT	Rebounds			AST	PF-D	ST	BL	PTS	AVG	HI
									OFF	DEF	TOT							
HOU -9	538	8074	1110-2630	.422	557-1432	.389	214-282	.759	250	866	1116	501	696-1	167	106	2991	5.6	28
Playoffs																		
HOU -5	31	309	34-83	.410	23-51	.451	16-18	.889	10	33	43	19	23-0	6	7	107	3.5	12

## Iowa '90 (Undrafted)

## Bruno Caboclo #5

Born Sept. 21, 1995 in Osasco, Brazil; 6-9/218; With Rockets: 2020-21

Seasons	G	MIN	FGM-A	PCT	3FGM-A	PCT	FTM-A	PCT	Rebounds			AST	PF-D	ST	BL	PTS	AVG	HI
									OFF	DEF	TOT							
HOU -2	14	88	18-37	.486	2-13	.154	7-8	.875	9	21	30	3	14-0	5	7	45	3.2	11
Playoffs																		
HOU -1	2	7	1-2	.500	0-1	.000	0-0	.000	0	3	3	0	2-0	1	0	2	1.0	2

## Pinheiros/Brazil (1st, 2014, Toronto, 20th)

## Adrian Caldwell #44

Born July 4, 1966 in Corpus Christi, TX; 6-9/255; With Rockets: 1989-91; 1994-95

Seasons	G	MIN	FGM-A	PCT	3FGM-A	PCT	FTM-A	PCT	Rebounds			AST	PF-D	ST	BL	PTS	AVG	HI
									OFF	DEF	TOT							
HOU -3	100	704	78-163	.479	0-1	.000	23-51	.451	80	139	219	15	110-0	31	28	179	1.8	11
Playoffs																		
HOU -1	1	1	0-0	.000	0-0	.000	0-0	.000	0	0	0	0	0-0	0	0	0	0.0	0

## Lamar '89 (Undrafted)

## Marcus Camby #29

Born March 22, 1974 in Hartford, CT; 6-11/235; With Rockets: 2011-12

Seasons	G	MIN	FGM-A	PCT	3FGM-A	PCT	FTM-A	PCT	Rebounds			AST	PF-D	ST	BL	PTS	AVG	HI
									OFF	DEF	TOT							
HOU -1	19	458	61-126	.484	2-5	.400	11-26	.423	52	124	176	32	38-0	17	29	135	7.1	14

## Massachusetts '96 (1st, 1996, Toronto, 2nd)

## Isaiah Canaan #1, #7

Born July 29, 1991 in Biloxi, MS; 6-0/190; With Rockets: 2013-15, 2017

Seasons	G	MIN	FGM-A	PCT	3FGM-A	PCT	FTM-A	PCT	Rebounds			AST	PF-D	ST	BL	PTS	AVG	HI
									OFF	DEF	TOT							
HOU -3	48	625	84-219	.384	50-139	.360	37-50	.740	18	40	58	51	53-0	22	4	255	5.3	31

## Murray State '13 (2nd, 2013, ROCKETS, 34th)

# Rockets All-Time Roster

## Clint Capela #15

Born May 18, 1994 in Geneva, Switzerland; 6-10/245; With Rockets: 2014-20

Seasons	G	MIN	FGM-A	PCT	3FGM-A	PCT	FTM-A	PCT	Rebounds		AST	PF-D	ST	BL	PTS	AVG	HI	
									OFF	DEF								
HOU - 6	334	8674	1766-2785	.634	0-2	.000	543-1033	.526	1089	2154	3243	324	638-6	229	491	4075	12.2	31
Playoffs	G	MIN	FGM-A	PCT	3FGM-A	PCT	FTM-A	PCT	OFF	DEF	TOT	AST	PF-D	ST	BL	PTS	AVG	HI
HOU - 5	61	1307	211-348	.606	0-1	.000	82-163	.503	149	319	468	57	116-1	31	87	504	8.3	26

## Switzerland '14 (1st, 2014, ROCKETS, 25th)

## Antoine Carr #55

Born July 23, 1961 in Oklahoma City, OK; 6-9/270; With Rockets: 1998-99

Seasons	G	MIN	FGM-A	PCT	3FGM-A	PCT	FTM-A	PCT	Rebounds		AST	PF-D	ST	BL	PTS	AVG	HI	
									OFF	DEF								
HOU - 1	18	152	21-52	.404	0-1	.000	5-7	.714	9	22	31	9	31-0	1	10	47	2.6	7
Playoffs	G	MIN	FGM-A	PCT	3FGM-A	PCT	FTM-A	PCT	OFF	DEF	TOT	AST	PF-D	ST	BL	PTS	AVG	HI
HOU - 1	4	37	4-11	.364	0-0	.000	0-0	.000	3	4	7	4	19-1	0	1	8	2.0	4

## Wichita State '83 (1st, 1983, Detroit, 8th)

## DeMarre Carroll #0, #9

Born July 27, 1986 in Birmingham, AL; 6-8/212; With Rockets: 2010-11; 2020

Seasons	G	MIN	FGM-A	PCT	3FGM-A	PCT	FTM-A	PCT	Rebounds		AST	PF-D	ST	BL	PTS	AVG	HI	
									OFF	DEF								
HOU - 2	14	166	16-40	.400	5-20	.250	17-22	.773	5	19	24	16	12-0	6	3	54	3.9	10
Playoffs	G	MIN	FGM-A	PCT	3FGM-A	PCT	FTM-A	PCT	OFF	DEF	TOT	AST	PF-D	ST	BL	PTS	AVG	HI
HOU - 1	2	6	1-2	.500	0-0	-	0-0	-	0	3	3	1	1--	0	0	2	1.0	2

## Missouri '09 (1st, 2009, Memphis, 27th)

## Joe Barry Carroll #2

Born July 24, 1958 in Pine Bluff, AR; 7-1/255; With Rockets: 1987-88

Seasons	G	MIN	FGM-A	PCT	3FGM-A	PCT	FTM-A	PCT	Rebounds		AST	PF-D	ST	BL	PTS	AVG	HI	
									OFF	DEF								
HOU - 1	63	1596	323-715	.452	0-1	.000	113-151	.748	110	286	396	94	149-0	37	81	759	12.0	29
Playoffs	G	MIN	FGM-A	PCT	3FGM-A	PCT	FTM-A	PCT	OFF	DEF	TOT	AST	PF-D	ST	BL	PTS	AVG	HI
HOU - 1	4	116	18-47	.383	0-0	.000	8-10	.800	8	11	19	2	12-0	3	1	44	11.0	16

## Purdue '80 (1st, 1980, Golden State, 1st)

## Michael Carter-Williams

Born Oct. 10, 1991 in Hamilton, MA; 6-6/191; With Rockets: 2018-19

Seasons	G	MIN	FGM-A	PCT	3FGM-A	PCT	FTM-A	PCT	Rebounds		AST	PF-D	ST	BL	PTS	AVG	HI	
									OFF	DEF								
HOU - 1	16	145	25-61	.410	7-19	.368	12-26	.462	3	10	13	21	27-0	9	6	69	4.3	13

## Syracuse '13 (1st, 2013, Philadelphia, 11th)

## Sam Cassell #10

Born Nov. 18, 1969 in Baltimore, MD; 6-3/185; With Rockets: 1993-96

Seasons	G	MIN	FGM-A	PCT	3FGM-A	PCT	FTM-A	PCT	Rebounds		AST	PF-D	ST	BL	PTS	AVG	HI	
									OFF	DEF								
HOU - 3	209	4686	704-1639	.430	162-489	.331	539-646	.834	114	419	533	875	511-6	206	25	2109	10.1	31
Playoffs	G	MIN	FGM-A	PCT	3FGM-A	PCT	FTM-A	PCT	OFF	DEF	TOT	AST	PF-D	ST	BL	PTS	AVG	HI
HOU - 3	52	1169	163-410	.398	49-134	.366	158-188	.840	28	90	118	216	148-2	48	8	533	10.3	31

## Florida State '93 (1st, 1993, ROCKETS, 24th)

## Omri Casspi #18

Born June 22, 1988 in Tel Aviv, Israel; 6-9/225; With Rockets: 2013-14

Seasons	G	MIN	FGM-A	PCT	3FGM-A	PCT	FTM-A	PCT	Rebounds		AST	PF-D	ST	BL	PTS	AVG	HI	
									OFF	DEF								
HOU - 1	71	1283	173-410	.422	61-176	.347	83-122	.68	55	205	260	88	100-0	44	14	490	6.9	20

## Israel (1st, 2009, Sacramento, 23rd)

## Kelvin Cato #13

Born Aug. 26, 1974 in Atlanta, GA; 6-11/275; With Rockets: 1999-2004

Seasons	G	MIN	FGM-A	PCT	3FGM-A	PCT	FTM-A	PCT	Rebounds		AST	PF-D	ST	BL	PTS	AVG	HI	
									OFF	DEF								
HOU - 5	317	7112	764-1455	.525	0-9	.000	447-725	.617	610	1345	1955	158	851-7	176	431	1975	6.2	27
Playoffs	G	MIN	FGM-A	PCT	3FGM-A	PCT	FTM-A	PCT	OFF	DEF	TOT	AST	PF-D	ST	BL	PTS	AVG	HI
HOU - 1	5	148	13-22	.591	0-0	.000	3-7	.429	14	20	34	2	18-1	5	4	29	5.8	12

## Iowa State '97 (1st, 1997, Dallas, 15th)

## Tyson Chandler #19

Born Oct. 2, 1982 in Hanford, CA; 7-0/235; With Rockets 2019-20

Seasons	G	MIN	FGM-A	PCT	3FGM-A	PCT	FTM-A	PCT	Rebounds		AST	PF-D	ST	BL	PTS	AVG	HI	
									OFF	DEF								
HOU - 1	26	219	14-18	.778	0-0	-	6-13	.462	25	41	66	6	32-0	6	8	34	1.3	10
Playoffs	G	MIN	FGM-A	PCT	3FGM-A	PCT	FTM-A	PCT	OFF	DEF	TOT	AST	PF-D	ST	BL	PTS	AVG	HI
HOU - 1	1	0	0-0	-	0-0	-	0-2	.000	0	0	0	0	0-0	0	0	0	0.0	0

## Dominguez HS (CA) '01 (1st, 2001, Clippers, 2nd)

## Derrick Chievous #3

Born July 3, 1967 in Jamaica, NY; 6-7/220; With Rockets: 1988-90

Seasons	G	MIN	FGM-A	PCT	3FGM-A	PCT	FTM-A	PCT	Rebounds		AST	PF-D	ST	BL	PTS	AVG	HI	
									OFF	DEF								
HOU - 2	122	2031	367-812	.452	8-32	.250	252-331	.761	142	189	331	104	220-1	71	15	994	8.2	27
Playoffs	G	MIN	FGM-A	PCT	3FGM-A	PCT	FTM-A	PCT	OFF	DEF	TOT	AST	PF-D	ST	BL	PTS	AVG	HI
HOU - 1	4	40	5-17	.294	0-0	.000	8-10	.800	5	1	6	2	7-0	1	1	18	4.5	10

## Missouri '88 (1st, 1988, ROCKETS, 16th)

## Pete Chilcutt #32

Born Sept. 14, 1968 in Sumter, SC; 6-10/232; With Rockets: 1994-96

Seasons	G	MIN	FGM-A	PCT	3FGM-A	PCT	FTM-A	PCT	Rebounds		AST	PF-D	ST	BL	PTS	AVG	HI	
									OFF	DEF								
HOU - 2	142	1998	219-507	.432	72-184	.391	48-68	.706	157	316	473	92	182-0	44	57	558	3.9	25
Playoffs	G	MIN	FGM-A	PCT	3FGM-A	PCT	FTM-A	PCT	OFF	DEF	TOT	AST	PF-D	ST	BL	PTS	AVG	HI
HOU - 2	21	333	32-68	.471	14-37	.378	14-19	.737	17	44	61	18	39-0	7	4	92	4.4	13

## North Carolina '91 (1st, 1991, Sacramento, 27th)

# Rockets All-Time Roster

## Chris Chiozza #2

Florida '18 (Undrafted)

Born Nov. 25, 1995 in Memphis, TN; 6-0/176; With Rockets: 2018-19

Seasons	G	MIN	FGM-A	PCT	3FGM-A	PCT	FTM-A	PCT	Rebounds			AST	PF-D	ST	BL	PTS	AVG	HI
									OFF	DEF	TOT							
HOU -1	7	33	2-8	.250	2-5	.400	0-0	--	1	3	4	4	2-0	1	1	2	6	3

## Marquese Chriss #0

Washington '16 (1st, Sacramento, 8th)

Born July 2, 1997 in Sacramento, CA; 6-10/240 With Rockets: 2018-19

Seasons	G	MIN	FGM-A	PCT	3FGM-A	PCT	FTM-A	PCT	Rebounds			AST	PF-D	ST	BL	PTS	AVG	HI
									OFF	DEF	TOT							
HOU -1	16	104	11-34	.324	1-15	.067	6-7	.857	7	21	28	6	17-0	2	4	29	1.8	5

## Josh Christopher #9

Arizona State '21 (1st, 2021, ROCKETS, 24th)

Born Dec. 8, 2001 in Carson, CA; 6-5/215; With Rockets: 2021-22

Seasons	G	MIN	FGM-A	PCT	3FGM-A	PCT	FTM-A	PCT	Rebounds			AST	PF-D	ST	BL	PTS	AVG	HI
									OFF	DEF	TOT							
HOU -1	74-2	1334	224-500	.448	56-189	.296	83-113	.735	52	134	186	150	97-0	65	13	587	7.9	30

## Gary Clark #6

Cincinnati '18 (Undrafted)

Born Nov. 16, 1994 in Smithfield, NC; 6-8/225; With Rockets: 2018-20

Seasons	G	MIN	FGM-A	PCT	3FGM-A	PCT	FTM-A	PCT	Rebounds			AST	PF-D	ST	BL	PTS	AVG	HI
									OFF	DEF	TOT							
HOU -1	69	853	73-210	.348	59-189	.312	13-14	.929	35	121	156	30	68-0	22	33	218	3.2	14
Playoffs																		
HOU-1	2	4	0-0	--	0-0	--	0-0	--	0	1	1	0	0-0	0	0	0	0.0	0

## Chris Clemons #3

Campbell '19 (Undrafted)

Born July 23, 1997 in Raleigh, NC; 5-9/180; With Rockets 2019-20

Seasons	G	MIN	FGM-A	PCT	3FGM-A	PCT	FTM-A	PCT	Rebounds			AST	PF-D	ST	BL	PTS	AVG	HI
									OFF	DEF	TOT							
HOU -1	33	291	57-142	.401	37-107	.346	10-11	.909	4	26	30	27	26-0	9	6	161	4.9	19
Playoffs																		
HOU-1	2	8	2-5	.400	2-5	.400	1-2	.500	0	2	2	0	0-0	0	0	7	3.5	7

## E.C. Coleman #44, #12

Houston Baptist '73 (3rd, 1973, ROCKETS, 51st)

Born Sept. 25, 1950 in Flora, MS; 6-8/225; With Rockets: 1973-74, 1978-79

Seasons	G	MIN	FGM-A	PCT	3FGM-A	PCT	FTM-A	PCT	Rebounds			AST	PF-D	ST	BL	PTS	AVG	HI
									OFF	DEF	TOT							
HOU -2	64	1114	133-257	.518	-	-	48-75	.640	82	177	259	77	173-4	39	20	314	4.9	19

## Jason Collier #52

Georgia Tech '00 (1st, 2000, Milwaukee, 15th)

Born Sept. 8, 1977 in Springfield, OH; 7-0/260; With Rockets: 2000-03

Seasons	G	MIN	FGM-A	PCT	3FGM-A	PCT	FTM-A	PCT	Rebounds			AST	PF-D	ST	BL	PTS	AVG	HI
									OFF	DEF	TOT							
HOU -3	61	691	85-202	.421	0-2	0	43-58	.741	55	93	148	16	77-1	10	8	213	3.5	12

## Sean Colson #20

Charlotte '98 (Undrafted)

Born July 1, 1975 in Philadelphia, PA; 6-0/175; With Rockets: 2000-01

Seasons	G	MIN	FGM-A	PCT	3FGM-A	PCT	FTM-A	PCT	Rebounds			AST	PF-D	ST	BL	PTS	AVG	HI
									OFF	DEF	TOT							
HOU -1	10	30	6-19	.316	1-4	.250	2-4	.500	2	1	3	7	6-0	1	0	15	1.5	6

## Lester Conner #7

Oregon State '82 (1st, 1982, Golden State, 14th)

Born Sept. 17, 1959 in Memphis, TN; 6-4/185; With Rockets: 1987-88

Seasons	G	MIN	FGM-A	PCT	3FGM-A	PCT	FTM-A	PCT	Rebounds			AST	PF-D	ST	BL	PTS	AVG	HI
									OFF	DEF	TOT							
HOU -1	52	399	50-108	.463	0-7	.000	32-41	.780	20	18	38	59	31-0	38	1	132	2.5	8
Playoffs																		
HOU -1	1	1	0-0	.000	0-0	.000	2-2	1.000	0	1	1	1	0-0	1	0	2	2.0	2

## Will Conroy #12, #5

Washington '05 (Undrafted)

Born Dec. 8, 1982 in Portland, OR; 6-2/195; With Rockets: 2009-10

Seasons	G	MIN	FGM-A	PCT	3FGM-A	PCT	FTM-A	PCT	Rebounds			AST	PF-D	ST	BL	PTS	AVG	HI
									OFF	DEF	TOT							
HOU -1	5	36	3-10	.300	0-3	.000	0-2	.000	0	3	3	7	5-0	0	0	6	1.2	2

## Brian Cook #43

Illinois '03 (1st, 2003, L.A. Lakers, 24th)

Born Dec. 4, 1980 in Lincoln, IL; 6-9/250; With Rockets: 2008-10

Seasons	G	MIN	FGM-A	PCT	3FGM-A	PCT	FTM-A	PCT	Rebounds			AST	PF-D	ST	BL	PTS	AVG	HI
									OFF	DEF	TOT							
HOU -2	24	69	12-39	.308	4-14	.286	5-7	.714	2	12	14	2	8-0	0	5	33	1.4	5
Playoffs																		
HOU -1	6	32	4-15	.267	2-9	.222	0-0	.000	3	9	12	3	4-0	2	1	10	1.7	3

## Daequan Cook #14

Ohio State '07 (1st, 2007, Philadelphia, 21st)

Born April 28, 1987 in Dayton, OH; 6-5/210; With Rockets: 2012-13

Seasons	G	MIN	FGM-A	PCT	3FGM-A	PCT	FTM-A	PCT	Rebounds			AST	PF-D	ST	BL	PTS	AVG	HI
									OFF	DEF	TOT							
HOU -1	16	165	21-59	.356	11-30	.367	2-3	.667	5	13	18	10	13-0	6	2	55	3.4	18

## DeMarcus Cousins #15

Kentucky '10 (1st, 2010, Sacramento, 5th)

Born Aug. 13, 1990 in Mobile, AL; 6-10/270; With Rockets: 2020-21

Seasons	G	MIN	FGM-A	PCT	3FGM-A	PCT	FTM-A	PCT	Rebounds			AST	PF-D	ST	BL	PTS	AVG	HI
									OFF	DEF	TOT							
HOU -1	25	506	79-210	.376	39-116	.336	44-59	.746	30	161	191	60	74-0	21	18	241	9.6	28

History

# Rockets All-Time Roster

## Robert Covington #33

Tennessee State '13 (Undrafted)

Born December 14, 1990 in Bellwood, IL; 6-9/215; With Rockets: 2013-14; 2020

Seasons	G	MIN	FGM-A	PCT	3FGM-A	PCT	FTM-A	PCT	Rebounds		AST	PF-D	ST	BL	PTS	AVG	HI	
									OFF	DEF								
HOU - 2	29	760	95-241	.394	57-179	.318	24-30	.800	29	152	181	32	75-0	37	48	271	9.3	25
Playoffs																		
HOU - 1	12	379	47-95	.495	34-68	.500	6-7	.857	8	52	60	16	45-0	30	13	12	134	22

## Dick Cunningham #34

Murray State '68 (2nd, 1968, Phoenix, 21st)

Born July 11, 1946 in Canton, OH; 6-10/252; With Rockets: 1971-72

Seasons	G	MIN	FGM-A	PCT	3FGM-A	PCT	FTM-A	PCT	Rebounds		AST	PF-D	ST	BL	PTS	AVG	HI	
									OFF	DEF								
HOU - 1	63	720	67-174	.385	-	-	37-53	.698	-	-	243	57	76-0	-	-	171	2.7	16

## Earl Cureton #35

Detroit '80 (3rd, 1979, Philadelphia, 58th)

Born Sept. 3, 1957 in Detroit, MI; 6-9/215; With Rockets: 1993-94

Seasons	G	MIN	FGM-A	PCT	3FGM-A	PCT	FTM-A	PCT	Rebounds		AST	PF-D	ST	BL	PTS	AVG	HI	
									OFF	DEF								
HOU - 1	2	30	2-8	.250	0-0	.000	0-2	.000	4	8	12	0	4-0	0	0	4	2.0	4
Playoffs																		
HOU - 1	10	100	8-10	.800	0-0	.000	2-2	1.000	6	23	29	2	20-0	1	2	18	1.8	8

## Bill Curley #15

Boston College '94 (1st, 1994, San Antonio, 22nd)

Born May 29, 1972 in Boston, MA; 6-9/245; With Rockets: 1999-2000

Seasons	G	MIN	FGM-A	PCT	3FGM-A	PCT	FTM-A	PCT	Rebounds		AST	PF-D	ST	BL	PTS	AVG	HI	
									OFF	DEF								
HOU - 1	4	50	6-11	.545	0-0	.000	0-0	.000	4	4	8	0	10-1	2	0	12	3.0	8

## Samuel Dalembert #21

Seton Hall '01 (1st, 2001, Philadelphia, 26th)

Born May 10, 1981 in Port-au-Prince, Haiti; 6-11/250; With Rockets: 2011-12

Seasons	G	MIN	FGM-A	PCT	3FGM-A	PCT	FTM-A	PCT	Rebounds		AST	PF-D	ST	BL	PTS	AVG	HI	
									OFF	DEF								
HOU - 1	65	1446	200-395	.506	0-1	.000	90-113	.796	158	298	456	33	162-2	37	111	490	7.5	21

## Troy Daniels #30

Virginia Commonwealth '13 (Undrafted)

Born July 15, 1991 in Roanoke, VA; 6-4/204; With Rockets: 2013-15

Seasons	G	MIN	FGM-A	PCT	3FGM-A	PCT	FTM-A	PCT	Rebounds		AST	PF-D	ST	BL	PTS	AVG	HI	
									OFF	DEF								
HOU - 2	22	183	30-78	.385	25-88	.368	5-10	.500	0	10	10	9	20-0	0	0	88	4.0	22
Playoffs																		
HOU - 1	4	68	9-17	.529	8-15	.533	5-5	1.000	3	6	9	1	10-0	2	0	31	7.8	17

## Emanuel Davis #15

Delaware State '91 (Undrafted)

Born Aug. 27, 1968 in Philadelphia, PA; 6-5/195; With Rockets: 1996-98

Seasons	G	MIN	FGM-A	PCT	3FGM-A	PCT	FTM-A	PCT	Rebounds		AST	PF-D	ST	BL	PTS	AVG	HI	
									OFF	DEF								
HOU - 2	58	829	87-196	.444	39-99	.394	36-45	.800	12	57	69	85	75-0	26	5	249	4.3	19

## Jim Davis #30

Colorado '64 (4th, 1964, Detroit, 27th)

Born Dec. 18, 1941 in Muncie, IN; 6-9/225; With Rockets: 1971-72

Seasons	G	MIN	FGM-A	PCT	3FGM-A	PCT	FTM-A	PCT	Rebounds		AST	PF-D	ST	BL	PTS	AVG	HI	
									OFF	DEF								
HOU - 1	12	180	18-54	.333	-	-	26-38	.684	-	-	44	5	18-0	-	-	62	5.2	16

## Josh Davis #18

Wyoming '02 (Undrafted)

Born Aug. 10, 1980 in Salem, OR; 6-8/240; With Rockets: 2005-06

Seasons	G	MIN	FGM-A	PCT	3FGM-A	PCT	FTM-A	PCT	Rebounds		AST	PF-D	ST	BL	PTS	AVG	HI	
									OFF	DEF								
HOU - 1	1	1	0-0	.000	0-0	.000	0-0	.000	0	0	0	0	1-0	0	0	0	0.0	0

## Carlos Delfino #10

Argentina '03 (1st, 2003, Detroit, 25th)

Born Aug. 29, 1982 in Santa Fe, Argentina; 6-6/230; With Rockets: 2012-13

Seasons	G	MIN	FGM-A	PCT	3FGM-A	PCT	FTM-A	PCT	Rebounds		AST	PF-D	ST	BL	PTS	AVG	HI	
									OFF	DEF								
HOU - 1	67	1689	251-620	.405	158-421	.375	48-56	.857	18	202	220	135	114-0	68	9	708	10.6	23
Playoffs																		
HOU - 1	5	120	15-40	.375	11-31	.355	4-4	1.000	1	11	12	10	10-0	3	1	45	9.0	13

## Sam Dekker #7

Wisconsin '15 (1st, 2015, ROCKETS, 18th)

Born May 6, 1994 in Sheboygan, WI; 6-9/230; With Rockets: 2015-17

Seasons	G	MIN	FGM-A	PCT	3FGM-A	PCT	FTM-A	PCT	Rebounds		AST	PF-D	ST	BL	PTS	AVG	HI	
									OFF	DEF								
HOU - 2	80	1425	203-429	.473	60-187	.321	38-68	.559	94	191	285	76	83-0	39	21	504	6.3	30
Playoffs																		
HOU - 1	4	31	3-12	.250	3-6	.500	0-0	-	5	5	10	1	2-0	1	1	9	2.3	6

## Michael Dickerson #3

Arizona '98 (1st, 1998, ROCKETS, 14th)

Born June 25, 1975 in Greenville, SC; 6-5/190; With Rockets: 1998-99

Seasons	G	MIN	FGM-A	PCT	3FGM-A	PCT	FTM-A	PCT	Rebounds		AST	PF-D	ST	BL	PTS	AVG	HI	
									OFF	DEF								
HOU - 1	50	1558	215-462	.465	71-164	.433	46-72	.639	26	57	83	95	90-0	27	11	547	10.9	31
Playoffs																		
HOU - 1	4	82	6-22	.273	3-8	.375	2-4	.500	2	2	4	3	8-0	2	3	17	4.3	11



# Rockets All-Time Roster

## Byron Dinkins #9

Born June 15, 1967 in Charlotte, NC; 6-2/170; With Rockets: 1989-90

Seasons	G	MIN	FGM-A	PCT	3FGM-A	PCT	FTM-A	PCT	Rebounds			AST	PF-D	ST	BL	PTS	AVG	HI
									OFF	DEF	TOT							
HOU - 1	33	362	44-109	.404	1-9	.111	26-30	.867	13	27	40	75	30-0	19	2	115	3.5	12

## North Carolina-Charlotte '89 (Undrafted)

## Jacky Dorsey #44

Born Dec. 18, 1954 in Atlanta, GA; 6-7/230; With Rockets: 1978-79

Seasons	G	MIN	FGM-A	PCT	3FGM-A	PCT	FTM-A	PCT	Rebounds			AST	PF-D	ST	BL	PTS	AVG	HI
									OFF	DEF	TOT							
HOU - 1	20	108	24-43	.558	-	-	8-16	.500	12	11	23	2	25-0	1	2	56	2.8	8
Playoffs HOU-1	1	1	0-0	.000	-	-	0-0	.000	0	0	0	0	0-0	0	0	0	0.0	0

## Georgia '78 (2nd, 1976, New Orleans, 26th)

## Joey Dorsey #15

Born Dec. 16, 1983 in Baltimore, MD; 6-8/268; With Rockets: 2008-10, 2014-15

Seasons	G	MIN	FGM-A	PCT	3FGM-A	PCT	FTM-A	PCT	Rebounds			AST	PF-D	ST	BL	PTS	AVG	HI
									OFF	DEF	TOT							
HOU - 3	79	914	86-158	.544	0-1	.000	25-85	.294	114	191	305	28	169-1	28	26	197	2.5	8

## Memphis '08 (2nd, 2008, Portland, 33rd)

## Toney Douglas #15

Born March 16, 1986 in Tampa, FL; 6-2/185; With Rockets: 2012-13

Seasons	G	MIN	FGM-A	PCT	3FGM-A	PCT	FTM-A	PCT	Rebounds			AST	PF-D	ST	BL	PTS	AVG	HI
									OFF	DEF	TOT							
HOU - 1	49	913	139-352	.395	61-162	.375	60-68	.882	23	67	90	93	103-0	40	2	399	8.1	22

## Florida State '09 (1st, 2009, L.A. Lakers, 29th)

## Goran Dragic #3

Born May 6, 1986 in Ljubljana, Slovenia; 6-3/190; With Rockets: 2010-12

Seasons	G	MIN	FGM-A	PCT	3FGM-A	PCT	FTM-A	PCT	Rebounds			AST	PF-D	ST	BL	PTS	AVG	HI
									OFF	DEF	TOT							
HOU - 2	88	2130	336-725	.463	96-256	.375	177-226	.783	65	159	224	406	201-1	99	14	945	10.7	26

## Slovenia '08 (2nd, 2008, San Antonio, 45th)

## Bryce Drew #11

Born Sept. 21, 1974 in Baton Rouge, LA; 6-3/185; With Rockets: 1998-2000

Seasons	G	MIN	FGM-A	PCT	3FGM-A	PCT	FTM-A	PCT	Rebounds			AST	PF-D	ST	BL	PTS	AVG	HI
									OFF	DEF	TOT							
HOU - 2	106	1734	205-542	.378	75-212	.354	53-61	.869	26	109	135	214	140-2	53	5	538	5.1	20
Playoffs HOU - 1	1	4	1-1	1.000	0-0	.000	0-2	.000	1	2	3	2	1-0	0	0	2	2.0	2

## Valparaiso '98 (1st, 1998, ROCKETS, 16th)

## Clyde Drexler #22

Born June 22, 1962 in New Orleans, LA; 6-7/222; With Rockets: 1994-98 (#22 retired)

Seasons	G	MIN	FGM-A	PCT	3FGM-A	PCT	FTM-A	PCT	Rebounds			AST	PF-D	ST	BL	PTS	AVG	HI
									OFF	DEF	TOT							
HOU - 4	219	8041	1446-3248	.445	363-1072	.339	900-1146	.785	388	950	1338	1192	586-1	412	125	4155	19.0	43
Playoffs HOU - 4	51	1946	330-749	.441	82-261	.314	206-265	.777	94	238	332	251	157-1	88	29	948	18.6	41

## Houston '83 (1st, 1983, Portland, 14th)

## Mike Dunleavy #31, #10

Born March 21, 1954 in Brooklyn, NY; 6-3/180; With Rockets: 1977-82

Seasons	G	MIN	FGM-A	PCT	3FGM-A	PCT	FTM-A	PCT	Rebounds			AST	PF-D	ST	BL	PTS	AVG	HI
									OFF	DEF	TOT							
HOU - 5	280	5548	896-1869	.479	37-122	.303	512-626	.818	107	352	459	1051	626-5	213	15	2341	8.4	48
Playoffs HOU - 4	30	593	84-188	.447	6-21	.286	43-50	.860	11	40	51	90	78-1	19	1	217	7.2	28

## South Carolina '76 (6th, 1976, Philadelphia, 99th)

## Vincent Edwards #12

Born April 5, 1996 in Middletown, OH; 6-8/225; With Rockets: 2018-19

Seasons	G	MIN	FGM-A	PCT	3FGM-A	PCT	FTM-A	PCT	Rebounds			AST	PF-D	ST	BL	PTS	AVG	HI
									OFF	DEF	TOT							
HOU - 1	2	16	1-4	.250	1-4	.250	0-0	--	1	1	2	0	0-0	0	0	3	1.5	3

## Purdue '18 (2nd, 2018, Utah, 52nd)

## John Egan #21

Born Jan. 31, 1939 in Hartford, CT; 6-0/180; With Rockets: 1970-72

Seasons	G	MIN	FGM-A	PCT	3FGM-A	PCT	FTM-A	PCT	Rebounds			AST	PF-D	ST	BL	PTS	AVG	HI
									OFF	DEF	TOT							
SD/HOU - 2	74	851	69-184	.375	-	-	43-55	.782	-	-	57	105	95-0	-	-	181	2.4	16

## Providence '61 (2nd, 1961, Detroit, 12th)

## Craig Ehlo #3

Born Aug. 11, 1961 in Lubbock, TX; 6-7/205; With Rockets: 1983-86

Seasons	G	MIN	FGM-A	PCT	3FGM-A	PCT	FTM-A	PCT	Rebounds			AST	PF-D	ST	BL	PTS	AVG	HI
									OFF	DEF	TOT							
HOU - 3	88	451	81-180	.450	3-12	.250	43-60	.717	29	51	80	61	61-0	25	7	208	2.4	14
Playoffs HOU - 2	13	44	9-17	.529	0-1	.000	6-7	.857	1	2	3	6	4-0	4	1	24	1.8	6

## Washington State '83 (3rd, 1983, ROCKETS, 48th)

## Mario Elie #17

Born Nov. 26, 1963 in New York, NY; 6-5/250; With Rockets: 1993-98

Seasons	G	MIN	FGM-A	PCT	3FGM-A	PCT	FTM-A	PCT	Rebounds			AST	PF-D	ST	BL	PTS	AVG	HI
									OFF	DEF	TOT							
HOU - 5	344	9562	1128-2351	.480	352-970	.363	748-870	.860	224	699	923	1066	690-2	333	51	3356	9.8	26
Playoffs HOU - 5	74	1981	206-452	.456	74-190	.389	144-174	.828	56	137	193	173	164-3	52	11	630	8.5	22

## American International '85 (7th, 1985, Milwaukee, 160th)

History

# Rockets All-Time Roster

## James Ennis #8

Born July 1, 1990 in Ventura, CA; With Rockets: 2018-19

Seasons	G	MIN	FGM-A	PCT	3FGM-A	PCT	FTM-A	PCT	Rebounds		AST	PF-D	ST	BL	PTS	AVG	HI	
									OFF	DEF								
HOU - 1	40	949	104-211	.493	44-120	.367	42-58	.724	37	80	117	27	111-0	38	16	2943	7.4	19

## Cal State Long Beach '13 (2nd, 2013, Atlanta, 20th)

## Tyler Ennis #6

Born Aug. 24, 1994 in Brampton, Ontario; 6-3/194; With Rockets 2016-17

Seasons	G	MIN	FGM-A	PCT	3FGM-A	PCT	FTM-A	PCT	Rebounds		AST	PF-D	ST	BL	PTS	AVG	HI	
									OFF	DEF								
HOU - 1	31	196	25-64	.391	6-16	.375	2-3	.667	4	15	19	34	29-0	6	0	58	1.9	9

## Syracuse '14 (1st, 2014, Phoenix, 18th)

## Kenneth Faried #35

Born Nov. 19, 1989 in Newark, NJ; 6-8/220; With Rockets: 2018-19

Seasons	G	MIN	FGM-A	PCT	3FGM-A	PCT	FTM-A	PCT	Rebounds		AST	PF-D	ST	BL	PTS	AVG	HI	
									OFF	DEF								
HOU - 1	25	610	131-223	.587	7-20	.350	54-83	.651	82	124	206	18	74-1	15	19	323	12.9	23
Playoffs																		
HOU - 1	6	56	9-13	.692	1-1	1.000	5-6	.833	3	18	21	2	6-0	2	0	24	4.0	11

## Morehead State '11 (1st, 2011, Denver, 22nd)

## Dave Feitl #5

Born June 8, 1962 in Butler, PA; 7-0/240; With Rockets: 1986-87, 1990-91

Seasons	G	MIN	FGM-A	PCT	3FGM-A	PCT	FTM-A	PCT	Rebounds		AST	PF-D	ST	BL	PTS	AVG	HI	
									OFF	DEF								
HOU - 1	114	870	140-342	.409	0-4	.000	86-115	.748	68	149	217	30	135-0	12	16	366	3.2	17
Playoffs																		
HOU - 1	6	8	0-0	.000	0-0	.000	2-2	1.000	0	1	1	0	0-0	0	0	2	0.3	2

## Texas-El Paso '86 (2nd, 1986, ROCKETS, 43rd)

## Bruno Fernando #20

Born Aug. 15, 1998 in Luanda, Angola; 6-9, 240; With Rockets: 2022

Seasons	G	MIN	FGM-A	PCT	3FGM-A	PCT	FTM-A	PCT	Rebounds		AST	PF-D	ST	BL	PTS	AVG	HI	
									OFF	DEF								
HOU - 1	10	94	29-41	.707	0-1	.000	11-19	.579	11	29	40	3	18-0	1	8	69	6.9	17

## Maryland '19 (2nd, 2019, Philadelphia, 34th)

## Henry Finkel #17

Born April 20, 1942 in Union City, NJ; 7-0/240; With Rockets: 1967-69

Seasons	G	MIN	FGM-A	PCT	3FGM-A	PCT	FTM-A	PCT	Rebounds		AST	PF-D	ST	BL	PTS	AVG	HI	
									OFF	DEF								
SD - 2	88	1448	291-603	.483	-	-	162-232	.698	-	-	482	93	228-6	-	-	744	8.5	42
Playoffs																		
SD - 1	2	12	0-3	.000	-	-	0-0	.000	-	-	7	0	3-0	-	-	0	0.0	0

## Dayton '66 (2nd, 1966, L.A. Lakers, 17th)

## Eric "Sleepy" Floyd #11, #21

Born March 6, 1960 in Gastonia, NC; 6-3/175; With Rockets: 1987-93

Seasons	G	MIN	FGM-A	PCT	3FGM-A	PCT	FTM-A	PCT	Rebounds		AST	PF-D	ST	BL	PTS	AVG	HI	
									OFF	DEF								
HOU - 6	439	11631	1842-4312	.427	312-933	.334	1034-1274	.812	245	859	1104	2363	808-2	470	76	5030	11.5	40
Playoffs																		
HOU - 5	22	587	92-214	.430	16-42	.381	47-63	.746	14	32	46	116	31-0	25	3	247	11.2	42

## Georgetown '82 (1st, 1982, New Jersey, 13th)

## Jonny Flynn #9

Born Feb. 6, 1989 in Niagara Falls, NY; 6-0/185; With Rockets: 2011-12

Seasons	G	MIN	FGM-A	PCT	3FGM-A	PCT	FTM-A	PCT	Rebounds		AST	PF-D	ST	BL	PTS	AVG	HI	
									OFF	DEF								
HOU - 1	11	135	12-41	.293	2-9	.222	11-14	.786	1	7	8	28	8-0	3	1	37	3.4	8

## Syracuse '09 (1st, 2009, Minnesota, 6th)

## Alton Ford #1

Born May 29, 1981 in Houston, TX; 6-9/280; With Rockets: 2003-04

Seasons	G	MIN	FGM-A	PCT	3FGM-A	PCT	FTM-A	PCT	Rebounds		AST	PF-D	ST	BL	PTS	AVG	HI	
									OFF	DEF								
HOU - 1	9	41	6-11	.545	0-0	.000	3-6	.500	3	8	11	3	9-0	0	1	15	1.7	7

## Houston '01 (2nd, 2001, Phoenix, 51st)

## Phil Ford #1

Born Feb. 9, 1956 in Rocky Mount, NC; 6-2/186; With Rockets: 1983-85

Seasons	G	MIN	FGM-A	PCT	3FGM-A	PCT	FTM-A	PCT	Rebounds		AST	PF-D	ST	BL	PTS	AVG	HI	
									OFF	DEF								
HOU - 2	106	2310	250-517	.484	2-19	.105	114-135	.844	31	133	164	471	276-7	65	9	616	5.8	18

## North Carolina '78 (1st, 1978, Kansas City, 2nd)

## Courtney Fortson #9

Born May 23, 1988 in Montgomery, AL; 5-11/185; With Rockets: 2011-12

Seasons	G	MIN	FGM-A	PCT	3FGM-A	PCT	FTM-A	PCT	Rebounds		AST	PF-D	ST	BL	PTS	AVG	HI	
									OFF	DEF								
HOU - 1	6	49	6-20	.300	2-9	.222	4-6	.667	2	5	7	5	2-0	3	0	18	3.0	12

## Arkansas '10 (Undrafted)

## Richie Frahm #14

Born Aug. 14, 1977 in Battle Ground, WA; 6-5/210; With Rockets: 2005-06

Seasons	G	MIN	FGM-A	PCT	3FGM-A	PCT	FTM-A	PCT	Rebounds		AST	PF-D	ST	BL	PTS	AVG	HI	
									OFF	DEF								
HOU - 1	8	117	15-35	.429	8-22	.364	4-5	.800	0	10	10	6	8-0	1	0	42	5.3	16

## Gonzaga '00 (Undrafted)

# Rockets All-Time Roster

## Steve Francis #3

Maryland '99 (1st, 1999, Vancouver, 2nd)

Born Feb. 21, 1977 in Silver Spring, MD; 6-3/210; With Rockets: 1999-2004, 2007-09

Seasons	G	MIN	FGM-A	PCT	3FGM-A	PCT	FTM-A	PCT	Rebounds		AST	PF-D	ST	BL	PTS	AVG	HI	
									OFF	DEF								
HOU - 6	384	15024	2507-5829	.430	470-1363	.345	1797-2278	.789	727	1591	2318	2411	1210-17	619	166	7281	19.0	44
Playoffs																		
HOU - 1	5	222	30-70	.429	7-17	.412	29-40	.725	6	36	42	38	18-1	7	1	96	19.2	27

## Michael Frazier #21

Florida '15 (Undrafted)

Born March 8, 1994 in Bronx, NY; 6-3/200; With Rockets 2018-2020

Seasons	G	MIN	FGM-A	PCT	3FGM-A	PCT	FTM-A	PCT	Rebounds		AST	PF-D	ST	BL	PTS	AVG	HI	
									OFF	DEF								
HOU - 2	13	145	7-29	.241	4-23	.174	9-14	.643	1	9	10	2	22-0	2	0	27	2.1	6
Playoffs																		
HOU - 1	4	12	1-4	.250	1-2	.500	0-0	-	1	3	4	2	0-0	0	0	3	0.8	3

## World B. Free #21

Guilford '75 (2nd, 1975, Philadelphia, 23rd)

Born Dec. 9, 1953 in Atlanta, GA; 6-3/190; With Rockets: 1987-88

Seasons	G	MIN	FGM-A	PCT	3FGM-A	PCT	FTM-A	PCT	Rebounds		AST	PF-D	ST	BL	PTS	AVG	HI	
									OFF	DEF								
HOU - 1	58	682	143-350	.409	8-35	.229	80-100	.800	14	30	44	60	74-2	20	3	374	6.7	37
Playoffs																		
HOU - 1	2	12	0-2	.000	0-1	.000	0-0	.000	1	1	2	1	2-0	0	0	0	0.0	0

## Reece Gaines #4

Louisville '03 (1st, 2003, Orlando, 15th)

Born Jan. 7, 1981 in Madison, WI; 6-6/205; With Rockets: 2004-05

Seasons	G	MIN	FGM-A	PCT	3FGM-A	PCT	FTM-A	PCT	Rebounds		AST	PF-D	ST	BL	PTS	AVG	HI	
									OFF	DEF								
HOU - 1	10	108	10-27	.370	3-12	.250	3-4	.750	0	11	11	3	12-0	3	0	26	2.6	11

## Dave Gambee #20

Oregon State '58 (1st, 1958, St. Louis, 7th)

Born Apr. 16, 1937; 6-6/215; With Rockets

Seasons	G	MIN	FGM-A	PCT	3FGM-A	PCT	FTM-A	PCT	Rebounds		AST	PF-D	ST	BL	PTS	AVG	HI	
									OFF	DEF								
SD - 1	80	1755	375-853	.440	-	-	321-379	.847	0	-	464	93	253-5	-	-	1071	13.4	39

## Francisco Garcia #32

Louisville '03 (1st, 2005, Sacramento, 23rd)

Born Dec. 31, 1980 in Santo Domingo, Dominican Republic; 6-7/195; With Rockets: 2012-14

Seasons	G	MIN	FGM-A	PCT	3FGM-A	PCT	FTM-A	PCT	Rebounds		AST	PF-D	ST	BL	PTS	AVG	HI	
									OFF	DEF								
HOU - 3	87	1602	176-452	.433	475-1319	.360	17-30	.567	25	137	162	98	162-1	50	45	475	5.5	21
Playoffs																		
HOU - 2	8	186	24-56	.429	17-40	.425	6-9	.667	4	18	22	9	24-0	4	5	71	8.9	18

## Winston Garland #22

S.W. Missouri State '87 (2nd, 1987, Milwaukee, 40th)

Born Dec. 19, 1964 in Gary, IN; 6-2/175; With Rockets: 1992-93

Seasons	G	MIN	FGM-A	PCT	3FGM-A	PCT	FTM-A	PCT	Rebounds		AST	PF-D	ST	BL	PTS	AVG	HI	
									OFF	DEF								
HOU - 1	66	1004	152-343	.443	6-13	.462	81-89	.910	32	76	108	138	116-0	39	4	391	5.9	16
Playoffs																		
HOU - 1	12	246	30-74	.405	0-1	.000	17-17	1.000	6	27	33	31	27-1	16	0	77	6.4	14

## Calvin Garrett #00

Oral Roberts '80 (3rd, 1979, Chicago, 47th)

Born July 11, 1956 in Parsons, TN; 6-7/195; With Rockets: 1980-83

Seasons	G	MIN	FGM-A	PCT	3FGM-A	PCT	FTM-A	PCT	Rebounds		AST	PF-D	ST	BL	PTS	AVG	HI	
									OFF	DEF								
HOU - 3	125	2530	297-668	.445	4-14	.286	69-90	.767	115	250	365	211	265-0	82	16	667	5.3	22
Playoffs																		
HOU - 2	14	118	9-22	.409	0-1	.000	7-8	.875	3	12	15	6	10-0	5	1	25	1.8	8

## Usman Garuba #16

Spain '21 (1st, 2021, ROCKETS, 23rd)

Born March 9, 2002 in Madrid, Spain; 6-8/220; With Rockets: 2021-22

Seasons	G	MIN	FGM-A	PCT	3FGM-A	PCT	FTM-A	PCT	Rebounds		AST	PF-D	ST	BL	PTS	AVG	HI	
									OFF	DEF								
HOU - 1	24-2	239	19-44	.432	5-20	.250	5-7	.714	21	62	83	17	28-0	10	11	48	2.0	8

## Dick Gibbs #40

Texas-El Paso '71 (3rd, 1971, Chicago, 49th)

Born Dec. 20, 1948 in Ames, IA; 6-5/210; With Rockets: 1971-73

Seasons	G	MIN	FGM-A	PCT	3FGM-A	PCT	FTM-A	PCT	Rebounds		AST	PF-D	ST	BL	PTS	AVG	HI	
									OFF	DEF								
HOU - 2	65	759	90-266	.338	-	-	55-66	.833	0	-	140	52	128-0	-	-	235	3.7	22

## Dan Godfred #35

Evansville '90 (Undrafted)

Born June 14, 1967 in Stillman Valley, IL; 6-10/250; With Rockets: 1991-92

Seasons	G	MIN	FGM-A	PCT	3FGM-A	PCT	FTM-A	PCT	Rebounds		AST	PF-D	ST	BL	PTS	AVG	HI	
									OFF	DEF								
HOU - 1	1	2	0-0	.000	0-0	.000	0-0	.000	0	0	0	0	0-0	0	0	0	0.0	0

## Eric Gordon #10

Indiana '08 (1st, 2008, L.A. Clippers 7th)

Born Dec. 25, 1988 in Indianapolis, IN; 6-4/215; With Rockets 2016-22

Seasons	G	MIN	FGM-A	PCT	3FGM-A	PCT	FTM-A	PCT	Rebounds		AST	PF-D	ST	BL	PTS	AVG	HI	
									OFF	DEF								
HOU - 6	332	10109	1,809-4318	.419	969-2683	.361	742-924	.803	103	658	761	750	586-1	198	139	5329	16.1	50
Playoffs																		
HOU - 4	51	1727	274-668	.410	137-385	.356	123-147	.837	25	122	147	100	97-0	35	32	808	15.8	30

History

# Rockets All-Time Roster

## Andrew Goudelock #0

College of Charleston '11 (2nd, 2011, L.A. Lakers, 46th)

Born Dec. 7, 1988 in Gainesville, GA; 6-3/200; With Rockets 2015-16

Seasons	G	MIN	FGM-A	PCT	3FGM-A	PCT	FTM-A	PCT	Rebounds			AST	PF-D	ST	BL	PTS	AVG	HI
									OFF	DEF	TOT							
HOU - 1	8	50	9-20	.450	3-9	.111	3-4	.750	1	1	2	4	4-0	6	2	22	2.8	11
Playoffs HOU - 1	2	11	3-6	.500	0-1	.000	0-0	--	0	2	2	0	0-0	0	0	6	3.0	4

## Stephen Graham #9

Oklahoma State '05 (Undrafted)

Born June 11, 1982 in Wilmington, DE; 6-6/215; With Rockets: 2005-06

Seasons	G	MIN	FGM-A	PCT	3FGM-A	PCT	FTM-A	PCT	Rebounds			AST	PF-D	ST	BL	PTS	AVG	HI
									OFF	DEF	TOT							
HOU - 1	6	38	6-16	.375	1-5	.200	4-4	1.000	1	6	7	3	5-0	2	0	17	2.8	9

## Devin Gray #9

Clemson '95 (Undrafted)

Born March 10, 1972 in Baltimore, MD; 6-7/240; With Rockets: 1999-2000

Seasons	G	MIN	FGM-A	PCT	3FGM-A	PCT	FTM-A	PCT	Rebounds			AST	PF-D	ST	BL	PTS	AVG	HI
									OFF	DEF	TOT							
HOU - 1	21	124	15-37	.405	0-0	.000	19-29	.655	11	14	25	5	22-0	5	3	49	2.3	6

## Gerald Green #25, #14

Gulf Shores Academy '05 (1st, 2005, Boston, 18th)

Born Jan. 26, 1986 in Houston, TX; 6-8/200; With Rockets: 2007-08, 2017-19

Seasons	G	MIN	FGM-A	PCT	3FGM-A	PCT	FTM-A	PCT	Rebounds			AST	PF-D	ST	BL	PTS	AVG	HI
									OFF	DEF	TOT							
HOU - 3	115	2406	402-994	.404	266-739	.360	108-128	.844	47	270	317	65	215-0	57	42	1178	10.2	31
Playoffs HOU - 2	28	369	49-134	.366	37-101	.366	11-12	.917	6	56	62	2	39-0	7	10	146	5.2	21

## Jalen Green #02

G League Ignite '21 (1st, 2021, ROCKETS, 2nd)

Born Feb. 9, 2002 in Merced, CA; 6-6/178; With Rockets: 2021-22

Seasons	G	MIN	FGM-A	PCT	3FGM-A	PCT	FTM-A	PCT	Rebounds			AST	PF-D	ST	BL	PTS	AVG	HI
									OFF	DEF	TOT							
HOU - 1	67	2138	406-954	.426	157-458	.343	188-236	.797	33	193	226	176	103-0	44	18	1157	17.3	41

## Jeff Green #32

Georgetown '07 (1st, 2007, Boston, 5th)

Born Aug. 28, 1986 in Cheverly, MD; 6-8/235; With Rockets in 2020

Seasons	G	MIN	FGM-A	PCT	3FGM-A	PCT	FTM-A	PCT	Rebounds			AST	PF-D	ST	BL	PTS	AVG	HI
									OFF	DEF	TOT							
HOU - 1	18	407	84-149	.564	28-79	.354	24-28	.857	10	42	52	30	43-0	14	9	220	12.2	22
Playoffs HOU - 1	12	341	51-103	.495	23-54	.426	14-17	.824	5	55	60	19	27-0	6	6	139	11.6	22

## Johnny Green #24

Michigan State '59 (1st, 1959, New York, 6th)

Born Dec. 8, 1933 in Dayton, OH; 6-6/210; With Rockets: 1967-68

Seasons	G	MIN	FGM-A	PCT	3FGM-A	PCT	FTM-A	PCT	Rebounds			AST	PF-D	ST	BL	PTS	AVG	HI
									OFF	DEF	TOT							
SD - 1	42	1073	241-526	.458	-	-	100-212	.472	-	-	423	59	-	-	-	582	13.9	35

## Adrian Griffin #7

Seton Hall '96 (Undrafted)

Born July 4, 1974 in Wichita, KS; 6-5/230; With Rockets: 2003-04

Seasons	G	MIN	FGM-A	PCT	3FGM-A	PCT	FTM-A	PCT	Rebounds			AST	PF-D	ST	BL	PTS	AVG	HI
									OFF	DEF	TOT							
HOU - 1	19	133	5-18	.278	1-2	.500	0-4	.000	1	18	19	10	17-0	7	2	11	0.6	3

## Eddie Griffin #33

Seton Hall '01 (1st, 2001, New Jersey, 7th)

Born May 30, 1982 in Philadelphia, PA; 6-10/220; With Rockets: 2001-03

Seasons	G	MIN	FGM-A	PCT	3FGM-A	PCT	FTM-A	PCT	Rebounds			AST	PF-D	ST	BL	PTS	AVG	HI
									OFF	DEF	TOT							
HOU - 2	150	3786	515-1344	.383	154-465	.331	122-180	.678	255	622	877	139	253-2	69	245	1306	8.7	25

## Matt Guokas #11

St. Joseph's [PA] '66 (1st, 1966, Philadelphia, 9th)

Born Feb. 25, 1944 in Philadelphia, PA; 6-6/195; With Rockets: 1973-74

Seasons	G	MIN	FGM-A	PCT	3FGM-A	PCT	FTM-A	PCT	Rebounds			AST	PF-D	ST	BL	PTS	AVG	HI
									OFF	DEF	TOT							
HOU - 1	39	1007	93-203	.458	-	-	21-28	.750	17	43	60	133	73-1	27	14	207	5.3	14

## Jordan Hamilton #5

Texas '11 (1st, 2011, Dallas, 26)

Born October 6, 1990 in Los Angeles, CA; 6-7/220; With Rockets: 2013-14

Seasons	G	MIN	FGM-A	PCT	3FGM-A	PCT	FTM-A	PCT	Rebounds			AST	PF-D	ST	BL	PTS	AVG	HI
									OFF	DEF	TOT							
HOU - 1	21	349	48-122	.393	25-69	.362	17-20	.85	9	52	61	18	36-0	13	7	138	6.6	16

## Thomas Hamilton #30

Chicago King H.S. '94 (Undrafted)

Born April 3, 1975 in Chicago, IL; 7-2/330; With Rockets: 1999-2000

Seasons	G	MIN	FGM-A	PCT	3FGM-A	PCT	FTM-A	PCT	Rebounds			AST	PF-D	ST	BL	PTS	AVG	HI
									OFF	DEF	TOT							
HOU - 1	22	273	35-79	.443	0-0	.000	12-23	.522	31	59	90	15	25-0	4	14	82	3.7	12

## James Harden #13

Arizona State '09 (1st, 2009, Oklahoma City, 3rd)

Born Aug. 26, 1989 in Bellflower, CA; 6-5/220; With Rockets: 2012-21

Seasons	G	MIN	FGM-A	PCT	3FGM-A	PCT	FTM-A	PCT	Rebounds			AST	PF-D	ST	BL	PTS	AVG	HI
									OFF	DEF	TOT							
HOU - 9	621	23006	5391-12169	.443	2029-5602	.362	5544-6444	.862	538	3198	3737	4796	1661-6	1087	390	18365	29.6	61
Playoffs HOU - 8	85	3235	731-1737	.421	256-790	.324	698-801	.871	71	412	483	602	274-3	165	51	2416	28.4	45

# Rockets All-Time Roster

## Montrezl Harrell #35

Louisville '15 (2nd, ROCKETS, 2015, 32nd)

Born Jan. 26, 1994 in Tarboro, North Carolina; 6-8/240; With Rockets 2015-17

Seasons	G	MIN	FGM-A	PCT	3FGM-A	PCT	FTM-A	PCT	—Rebounds—			AST	PF-D	ST	BL	PTS	AVG	HI
									OFF	DEF	TOT							
HOU - 2	97	1442	283-435	.651	1-8	.125	100-167	.599	106	178	284	81	174-1	31	61	667	6.9	29
Playoffs																		
HOU - 2	7	33	2-6	.333	0-1	.000	4-8	.500	1	7	8	2	8-0	0	0	8	1.1	3

## Othella Harrington #32

Georgetown '96 (2nd, 1996, ROCKETS, 30th)

Born Jan. 31, 1974 in Jackson, MS; 6-9/235; With Rockets: 1996-99

Seasons	G	MIN	FGM-A	PCT	3FGM-A	PCT	FTM-A	PCT	—Rebounds—			AST	PF-D	ST	BL	PTS	AVG	HI
									OFF	DEF	TOT							
HOU - 3	156	2666	397-774	.513	0-4	.000	229-325	.705	220	431	651	57	327-3	28	74	1023	6.6	23
Playoffs																		
HOU - 3	14	80	16-28	.571	0-1	.000	15-21	.714	9	16	25	1	4-0	0	2	47	3.4	12

## Mike Harris #19, #17, #33

Rice '05 (Undrafted)

Born June 15, 1983 in Hillsboro, TX; 6-6/235; With Rockets: 2007-08, 2009-11

Seasons	G	MIN	FGM-A	PCT	3FGM-A	PCT	FTM-A	PCT	—Rebounds—			AST	PF-D	ST	BL	PTS	AVG	HI
									OFF	DEF	TOT							
HOU - 3	29	257	40-87	.460	0-3	.000	15-26	.577	35	44	79	7	28-0	10	5	95	3.3	12
Playoffs																		
HOU - 1	3	9	1-2	.500	0-0	.000	1-2	.500	1	1	2	0	0-0	0	0	3	1.0	2

## Steve Harris #20

Tulsa '85 (1st, 1985, ROCKETS, 19th)

Born Oct. 15, 1963 in Kansas City, MO; 6-5/195; With Rockets: 1985-88

Seasons	G	MIN	FGM-A	PCT	3FGM-A	PCT	FTM-A	PCT	—Rebounds—			AST	PF-D	ST	BL	PTS	AVG	HI
									OFF	DEF	TOT							
HOU - 3	145	1855	388-918	.423	1-14	.071	176-200	.880	108	140	248	167	181-1	31	66	953	6.6	22
Playoffs																		
HOU - 2	24	174	30-72	.417	0-1	.000	7-11	.636	8	9	17	7	18-0	7	3	67	2.8	12

## Isaiah Hartenstein #55

Rio Grande Valley/G League (2nd, 2017, HOUSTON, 43rd)

Born May 5, 1998 in Eugene, OR; With Rockets 2018-20

Seasons	G	MIN	FGM-A	PCT	3FGM-A	PCT	FTM-A	PCT	—Rebounds—			AST	PF-D	ST	BL	PTS	AVG	HI
									OFF	DEF	TOT							
HOU - 2	51	487	64-108	.593	2-11	.182	30-42	.714	50	87	137	33	97-0	16	24	160	4.7	19
Playoffs																		
HOU - 1	2	2	2-2	1.000	0-0	--	0-0	--	1	0	1	0	1-0	0	0	4	2.0	4

## Steve Hawes #10

Washington '72 (2nd, 1972, Cleveland, 24th)

Born May 26, 1950 in Seattle, WA; 6-9/220; With Rockets: 1974-76

Seasons	G	MIN	FGM-A	PCT	3FGM-A	PCT	FTM-A	PCT	—Rebounds—			AST	PF-D	ST	BL	PTS	AVG	HI
									OFF	DEF	TOT							
HOU - 2	61	948	145-292	.497	-	-	45-55	.818	85	208	293	98	105-1	36	36	335	5.5	20
Playoffs																		
HOU - 1	8	128	18-38	.474	-	-	8-9	.889	3	26	29	13	11-0	3	3	44	5.5	12

## Juaquin Hawkins #1

Long Beach State '96 (Undrafted)

Born July 2, 1973 in Gardina, CA; 6-7/220 pounds; With Rockets: 2002-03

Seasons	G	MIN	FGM-A	PCT	3FGM-A	PCT	FTM-A	PCT	—Rebounds—			AST	PF-D	ST	BL	PTS	AVG	HI
									OFF	DEF	TOT							
HOU - 1	58	685	57-148	.385	10-24	.417	10-20	.500	16	62	78	47	57-0	29	6	134	2.3	14

## Chuck Hayes #44

Kentucky '05 (Undrafted)

Born June 11, 1983 in San Leandro, CA; 6-6/238; With Rockets: 2005-11, 2015

Seasons	G	MIN	FGM-A	PCT	3FGM-A	PCT	FTM-A	PCT	—Rebounds—			AST	PF-D	ST	BL	PTS	AVG	HI
									OFF	DEF	TOT							
HOU - 7	426	8558	812-1568	.518	0-10	.000	234-387	.605	847	1602	2449	537	1128-5	367	186	1858	4.4	21
Playoffs																		
HOU - 3	26	478	29-49	.592	0-5	.000	2-5	.400	34	78	112	18	67-0	25	11	60	2.3	12

## Elvin Hayes #11, #44

Houston '68 (1st, 1968, ROCKETS, 1st)

Born Nov. 17, 1945 in Rayville, LA; 6-9/235; With Rockets: 1968-72, 1981-84

Seasons	G	MIN	FGM-A	PCT	3FGM-A	PCT	FTM-A	PCT	—Rebounds—			AST	PF-D	ST	BL	PTS	AVG	HI
									OFF	DEF	TOT							
SDIHOU - 7	572	20782	4725-10614	.445	2-11	.182	2310-3500	.660	-	-	6974	1104	1636-16	128	213	11762	20.6	54
Playoffs																		
SDIHOU - 2	9	402	77-164	.470	0-0	.000	43-68	.632	-	-	113	8	33-0	2	10	197	21.9	31

## Luther Head #2

Illinois '05 (1st, 2005, ROCKETS, 24th)

Born Nov. 26, 1982 in Chicago, IL; 6-3/185; With Rockets: 2005-09

Seasons	G	MIN	FGM-A	PCT	3FGM-A	PCT	FTM-A	PCT	—Rebounds—			AST	PF-D	ST	BL	PTS	AVG	HI
									OFF	DEF	TOT							
HOU - 4	255	6222	805-1908	.422	383-977	.392	249-325	.766	85	595	680	582	392-3	215	24	2242	8.8	30
Playoffs																		
HOU - 2	12	185	12-50	.240	6-29	.207	6-10	.600	3	18	21	12	19-1	5	3	36	3.0	8

## Alvin Heggs #55

Texas '89 (Undrafted)

Born on Dec. 12, 1967 in Jacksonville, FL; 6-8/225; With Rockets 1995-96

Seasons	G	MIN	FGM-A	PCT	3FGM-A	PCT	FTM-A	PCT	—Rebounds—			AST	PF-D	ST	BL	PTS	AVG	HI
									OFF	DEF	TOT							
HOU - 1	4	14	3-5	.600	0-0	.000	2-3	.667	1	1	2	0	0-0	0	0	8	2.0	7

# Rockets All-Time Roster

## Gerald Henderson #9

Born Jan. 16, 1956 in Richmond, VA; 6-2/180; With Rockets: 1991-92

Seasons	G	MIN	FGM-A	PCT	3FGM-A	PCT	FTM-A	PCT	Rebounds			AST	PF-D	ST	BL	PTS	AVG	HI
									OFF	DEF	TOT							
HOU - 1	8	34	4-11	.364	0-3	.000	4-6	.667	1	1	2	5	4-0	0	0	12	1.5	6

## Virginia Commonwealth '78 (3rd, 1978, San Antonio, 64th)

## Tom Henderson #6

Born Jan. 26, 1952 in Newberry, SC; 6-3/190; With Rockets: 1979-83

Seasons	G	MIN	FGM-A	PCT	3FGM-A	PCT	FTM-A	PCT	Rebounds			AST	PF-D	ST	BL	PTS	AVG	HI
									OFF	DEF	TOT							
HOU - 4	258	5472	581-1321	.440	0-9	.000	284-379	.749	115	307	422	1025	395-2	200	17	1446	5.6	19
Playoffs																		
HOU - 3	31	886	86-194	.443	0-2	.000	39-47	.830	24	55	79	155	63-0	24	5	211	6.8	16

## Hawaii '74 (1st, 1974, Atlanta, 7th)

## Conner Henry #4

Born July 21, 1963 in Claremont, CA; 6-7/195; With Rockets: 1986-87

Seasons	G	MIN	FGM-A	PCT	3FGM-A	PCT	FTM-A	PCT	Rebounds			AST	PF-D	ST	BL	PTS	AVG	HI
									OFF	DEF	TOT							
HOU - 1	18	92	8-33	.242	1-11	.091	7-10	.700	0	7	7	8	7-0	3	0	24	1.3	5

## UC-Santa Barbara '86 (4th, 1986, ROCKETS, 89th)

## Carl Herrera #7

Born Dec. 14, 1966 in Trinidad; 6-9/225; With Rockets: 1991-95

Seasons	G	MIN	FGM-A	PCT	3FGM-A	PCT	FTM-A	PCT	Rebounds			AST	PF-D	ST	BL	PTS	AVG	HI
									OFF	DEF	TOT							
HOU - 1	260	4989	636-1242	.512	0-5	.000	292-434	.673	380	736	1116	169	545-1	135	124	1564	6.0	22
Playoffs																		
HOU - 3	29	449	54-116	.466	0-2	.000	25-36	.694	30	60	90	11	73-2	8	5	133	4.6	12

## Houston '90 (2nd, 1990, Miami, 30th)

## Phil Hicks #33

Born Jan. 31, 1953 in Chicago, IL; 6-7/205; With Rockets: 1976-77

Seasons	G	MIN	FGM-A	PCT	3FGM-A	PCT	FTM-A	PCT	Rebounds			AST	PF-D	ST	BL	PTS	AVG	HI
									OFF	DEF	TOT							
HOU - 1	2	7	0-2	.000	-	-	0-0	.000	1	0	1	1	1-0	1	0	0	0.0	0

## Tulane '76 (2nd, 1976, ROCKETS, 27th)

## Jordan Hill #27

Born July 27, 1987 in Newberry, SC; 6-10/235; With Rockets: 2009-12

Seasons	G	MIN	FGM-A	PCT	3FGM-A	PCT	FTM-A	PCT	Rebounds			AST	PF-D	ST	BL	PTS	AVG	HI
									OFF	DEF	TOT							
HOU - 3	127	1966	299-596	.502	0-5	.000	116-171	.678	219	356	575	56	272-1	27	85	714	5.6	16

## Arizona '09 (1st, 2009, New York, 8th)

## Lionel Hollins #9

Born Oct. 19, 1953 in Arkansas City, KS; 6-3/185; With Rockets: 1984-85

Seasons	G	MIN	FGM-A	PCT	3FGM-A	PCT	FTM-A	PCT	Rebounds			AST	PF-D	ST	BL	PTS	AVG	HI
									OFF	DEF	TOT							
HOU - 1	80	1950	249-540	.461	3-13	.231	108-136	.794	33	140	173	417	187-1	78	10	609	7.6	23
Playoffs																		
HOU - 1	5	94	8-26	.308	0-0	.000	1-1	1.000	1	8	9	18	16-1	4	0	17	3.4	6

## Arizona State '75 (1st, 1975, Portland, 6th)

## Robert Horry #25

Born Aug. 25, 1970 in Hartford, MD; 6-10/225; With Rockets: 1992-96

Seasons	G	MIN	FGM-A	PCT	3FGM-A	PCT	FTM-A	PCT	Rebounds			AST	PF-D	ST	BL	PTS	AVG	HI
									OFF	DEF	TOT							
HOU - 4	295	9408	1185-2653	.447	284-798	.356	455-613	.742	419	1149	1568	919	754-4	409	343	3109	10.5	40
Playoffs																		
HOU - 4	65	2301	275-627	.439	108-282	.383	127-179	.709	109	306	415	220	196-4	106	75	785	12.1	24

## Alabama '92 (1st, 1992, ROCKETS, 11th)

## Danuel House Jr. #4

Born June 7, 1993 in Houston, TX; 6-7/220; With Rockets: 2018-21

Seasons	G	MIN	FGM-A	PCT	3FGM-A	PCT	FTM-A	PCT	Rebounds			AST	PF-D	ST	BL	PTS	AVG	HI
									OFF	DEF	TOT							
HOU - 4	154	4057	483-1137	.425	267-723	.369	187-243	.770	104	478	582	213	295-0	113	66	1420	9.2	23
Playoffs																		
HOU - 2	16	420	48-122	.393	27-84	.321	140-21	.667	12	62	74	14	33-0	11	2	137	8.6	21

## Texas A&M '2016 (Undrafted)

## Dwight Howard #12

Born Dec. 8, 1985 in Atlanta, GA; 6-11/265; With Rockets: 2013-16

Seasons	G	MIN	FGM-A	PCT	3FGM-A	PCT	FTM-A	PCT	Rebounds			AST	PF-D	ST	BL	PTS	AVG	HI
									OFF	DEF	TOT							
HOU - 3	183	5899	1096-1823	.601	3-15	.200	724-1383	.523	579	1553	2132	279	596-6	157	294	2919	16.0	35
Playoffs																		
HOU - 3	28	985	189-336	.563	0-1	.000	122-267	.457	115	275	390	39	106-3	31	63	500	17.9	32

## SW Atlanta Christian Academy '04 (1st, 2004, ORLANDO, 1st)

## Juwan Howard #5

Born Feb. 7, 1973 in Chicago, IL; 6-9/253; With Rockets: 2004-07

Seasons	G	MIN	FGM-A	PCT	3FGM-A	PCT	FTM-A	PCT	Rebounds			AST	PF-D	ST	BL	PTS	AVG	HI
									OFF	DEF	TOT							
HOU - 3	221	6284	947-2065	.459	0-5	.000	406-494	.822	432	919	1351	337	583-3	110	21	2300	10.4	31
Playoffs																		
HOU - 1	7	157	14-35	.400	0-0	.000	7-11	.636	10	21	31	7	10-0	5	0	35	5.0	12

## Michigan '94 (1st, 1994, Washington, 5th)

## William Howard #52

Born Oct. 25, 1993 in Montbrison, France; 6-8/207; With Rockets 2019-20

Seasons	G	MIN	FGM-A	PCT	3FGM-A	PCT	FTM-A	PCT	Rebounds			AST	PF-D	ST	BL	PTS	AVG	HI
									OFF	DEF	TOT							
HOU - 1	2	13	0-4	.00	0-4	.000	-	-	0	2	2	1	1-0	0	0	0	0.0	0

## Salt Lake City (G-League)/France (Undrafted)

# Rockets All-Time Roster

## R.J. Hunter #2, #6

Georgia State '15 (1st, 2015, Boston 28th)

Born Oct. 24, 1993 in Oxford, OH; 6-5/185; With Rockets: 2018

Seasons	G	MIN	FGM-A	PCT	3FGM-A	PCT	FTM-A	PCT	Rebounds			AST	PF-D	ST	BL	PTS	AVG	HI
									OFF	DEF	TOT							
HOU - 21	5	45	7-20	.350	3-14	.214	2-2	1.000	0	5	5	3	7-0	3	0	19	3.8	19

## Aaron Jackson #5

Duquesne '09 (Undrafted)

Born June 30, 1985 in Hartford, CT; 6-4/185; With Rockets: 2018

Seasons	G	MIN	FGM-A	PCT	3FGM-A	PCT	FTM-A	PCT	Rebounds			AST	PF-D	ST	BL	PTS	AVG	HI
									OFF	DEF	TOT							
HOU - 1	1	35	3-9	.333	1-4	.250	1-2	.500	2	1	3	1	4-0	0	0	8	8.0	8
Playoffs HOU - 1	7	17	2-4	.500	0-2	.000	1-2	.500	2	2	4	2	2-0	0	0	5	0.7	4

## Bobby Jackson #8

Minnesota '97 (1st, 1997, Seattle, 23rd)

Born March 13, 1973 in East Spencer, NC; 6-1/185; With Rockets: 2007-08

Seasons	G	MIN	FGM-A	PCT	3FGM-A	PCT	FTM-A	PCT	Rebounds			AST	PF-D	ST	BL	PTS	AVG	HI
									OFF	DEF	TOT							
HOU - 1	26	498	88-210	.419	28-82	.341	24-32	.750	10	61	71	63	37-0	13	2	228	8.8	19
Playoffs HOU - 1	6	138	20-70	.286	5-24	.208	7-11	.636	2	8	10	9	11-0	5	0	52	8.7	18

## Demetrius Jackson #11

Notre Dame '16 (2nd, 2016, Boston, 45th)

Born Sept. 7, 1994 in South Bend, IN; 6-1/201; With Rockets: 2017-18

Seasons	G	MIN	FGM-A	PCT	3FGM-A	PCT	FTM-A	PCT	Rebounds			AST	PF-D	ST	BL	PTS	AVG	HI
									OFF	DEF	TOT							
HOU - 1	12	63	4-14	.286	0-6	.000	0-0	-	4	4	7	5	6-0	4	1	8	0.7	4

## Jaren Jackson #12

Georgetown '89 (Undrafted)

Born on Oct. 27, 1967 in New Orleans, LA; 6-6/200; With Rockets 1995-96

Seasons	G	MIN	FGM-A	PCT	3FGM-A	PCT	FTM-A	PCT	Rebounds			AST	PF-D	ST	BL	PTS	AVG	HI
									OFF	DEF	TOT							
HOU - 1	4	33	0-8	.000	0-5	.000	8-10	.800	0	3	3	0	5-0	1	0	8	2.0	7

## Jim Jackson #21

Ohio State '92 (1st, 1992, Dallas, 4th)

Born Oct. 14, 1970 in Toledo, OH; 6-6/220; With Rockets: 2003-05

Seasons	G	MIN	FGM-A	PCT	3FGM-A	PCT	FTM-A	PCT	Rebounds			AST	PF-D	ST	BL	PTS	AVG	HI
									OFF	DEF	TOT							
HOU - 2	104	4109	500-1183	.423	216-552	.391	137-160	.856	62	540	602	312	294-2	109	24	1353	13.0	28
Playoffs HOU - 1	5	221	29-73	.397	8-29	.276	8-12	.667	3	49	52	10	9-0	5	1	74	14.8	19

## Mark Jackson #31

St. John's '87 (1st, 1987, New York, 18th)

Born Apr. 1, 1965 in Brooklyn NY; 6-3/205; With Rockets: 2003-04

Seasons	G	MIN	FGM-A	PCT	3FGM-A	PCT	FTM-A	PCT	Rebounds			AST	PF-D	ST	BL	PTS	AVG	HI
									OFF	DEF	TOT							
HOU - 1	42	577	34-100	.340	7-41	.171	28-39	.718	10	60	70	119	41-0	17	1	103	2.5	25
Playoffs HOU - 1	5	38	1-6	.167	0-3	.000	0-0	.000	0	3	3	5	1-0	2	0	2	0.4	2

## Dave Jamerson #32

Ohio '90 (1st, 1990, Miami, 15th)

Born Aug. 13, 1967 in Stow, OH; 6-5/192; With Rockets: 1990-92

Seasons	G	MIN	FGM-A	PCT	3FGM-A	PCT	FTM-A	PCT	Rebounds			AST	PF-D	ST	BL	PTS	AVG	HI
									OFF	DEF	TOT							
HOU - 2	85	580	122-304	.401	13-47	.277	47-54	.870	31	42	73	60	63-0	23	1	304	3.6	16
Playoffs HOU - 1	2	21	5-13	.385	0-1	.000	6-6	1.000	1	2	3	4	4-0	1	0	16	8.0	12

## Henry James #21

St. Mary's [TX] '88 (Undrafted)

Born on July 29, 1965 in Centerville, AL; 6-8/220; With Rockets: 1995-96

Seasons	G	MIN	FGM-A	PCT	3FGM-A	PCT	FTM-A	PCT	Rebounds			AST	PF-D	ST	BL	PTS	AVG	HI
									OFF	DEF	TOT							
HOU - 1	7	58	10-24	.417	5-15	.333	5-5	1.000	3	3	6	2	13-0	0	0	30	4.3	16

## Mike James #13, #7

Duquesne '98 (Undrafted)

Born June 23, 1975 in Amityville, NY; 6-2/188; With Rockets: 2004-05, 2007-08

Seasons	G	MIN	FGM-A	PCT	3FGM-A	PCT	FTM-A	PCT	Rebounds			AST	PF-D	ST	BL	PTS	AVG	HI
									OFF	DEF	TOT							
HOU - 2	60	1229	205-517	.397	66-181	.365	75-97	.773	23	115	138	132	104-0	42	4	551	9.2	26
Playoffs HOU - 1	7	171	29-62	.468	0-9	.000	23-24	.958	2	11	13	16	17-0	6	2	81	11.6	22

## DaQuan Jeffries #55

Tulsa '19 (Undrafted)

Born Aug. 30, 1997 in Edmond, OK; 6-5/230; With Rockets: 2021

Seasons	G	MIN	FGM-A	PCT	3FGM-A	PCT	FTM-A	PCT	Rebounds			AST	PF-D	ST	BL	PTS	AVG	HI
									OFF	DEF	TOT							
HOU - 1	13	261	26-63	.413	11-39	.282	1-1	1.000	10	32	42	16	225-1	8	6	64	4.9	17

## Jared Jeffries #20

Indiana '02 (1st, 2002, Washington, 11th)

Born Nov. 25, 1981 in Bloomington, IN; 6-11/240; With Rockets: 2009-11

Seasons	G	MIN	FGM-A	PCT	3FGM-A	PCT	FTM-A	PCT	Rebounds			AST	PF-D	ST	BL	PTS	AVG	HI
									OFF	DEF	TOT							
HOU - 2	36	470	47-120	.392	2-15	.133	19-37	.514	51	49	100	29	67-0	16	16	115	3.2	12

History

# Rockets All-Time Roster

## Chris Jent #21

Born January 11, 1970 in Orange, CA; 6-7/222; With Rockets: 1993-94

Seasons	G	MIN	FGM-A	PCT	3FGM-A	PCT	FTM-A	PCT	Rebounds			AST	PF-D	ST	BL	PTS	AVG	HI
									OFF	DEF	TOT							
HOU - 1	3	78	13-26	.500	4-11	.364	1-2	.500	4	11	15	7	13-1	0	0	31	10.3	15
Playoffs																		
HOU - 1	11	62	5-20	.250	3-13	.231	0-0	.000	1	8	9	7	7-0	2	0	13	1.2	6

## Ohio State '92 (Undrafted)

## Alfonso "Buck" Johnson #1

Born Jan. 3, 1964 in Birmingham, AL; 6-7/200; With Rockets: 1986-92

Seasons	G	MIN	FGM-A	PCT	3FGM-A	PCT	FTM-A	PCT	Rebounds			AST	PF-D	ST	BL	PTS	AVG	HI
									OFF	DEF	TOT							
HOU - 6	432	10562	1729-3539	.489	7-59	.119	674-912	.739	545	1020	1565	767	1216-19	368	234	4139	9.6	32
Playoffs																		
HOU - 5	20	382	53-125	.424	0-2	.000	24-33	.727	20	28	48	29	46-0	12	5	130	6.5	16

## Alabama '86 (1st, 1986, ROCKETS, 20th)

## Avery Johnson #6

Born March 25, 1965 in New Orleans, LA; 5-11/180; With Rockets: 1991-92

Seasons	G	MIN	FGM-A	PCT	3FGM-A	PCT	FTM-A	PCT	Rebounds			AST	PF-D	ST	BL	PTS	AVG	HI
									OFF	DEF	TOT							
HOU - 1	49	772	103-222	.464	3-10	.300	42-69	.609	8	37	45	166	46-0	40	6	251	5.1	22

## Southern '88 (Undrafted)

## Eddie Johnson #8

Born May 1, 1959 in Chicago, IL; 6-7/215; With Rockets: 1996-99

Seasons	G	MIN	FGM-A	PCT	3FGM-A	PCT	FTM-A	PCT	Rebounds			AST	PF-D	ST	BL	PTS	AVG	HI
									OFF	DEF	TOT							
HOU - 3	102	2115	334-783	.427	106-302	.351	148-177	.836	74	179	253	124	140-0	42	4	922	9.0	37
Playoffs																		
HOU - 2	21	373	57-144	.396	17-57	.298	30-32	.938	19	25	44	11	27-0	5	0	161	7.7	31

## Illinois '81 (2nd, 1981, Kansas City, 29th)

## Frank Johnson #15

Born Nov. 23, 1958 in Weirsdale, FL; 6-3/185; With Rockets: 1988-89

Seasons	G	MIN	FGM-A	PCT	3FGM-A	PCT	FTM-A	PCT	Rebounds			AST	PF-D	ST	BL	PTS	AVG	HI
									OFF	DEF	TOT							
HOU - 1	67	879	109-246	.443	1-6	.167	75-93	.806	22	57	79	181	91-0	42	0	294	4.4	17
Playoffs																		
HOU - 1	4	36	2-6	.333	0-1	.000	6-10	.600	1	4	5	7	3-0	1	0	10	2.5	6

## Wake Forest '81 (1st, 1981, Washington, 11th)

## George E. Johnson #16, #6

Born June 19, 1947 in Harleton, TX; 6-11/255; With Rockets: 1972-74

Seasons	G	MIN	FGM-A	PCT	3FGM-A	PCT	FTM-A	PCT	Rebounds			AST	PF-D	ST	BL	PTS	AVG	HI
									OFF	DEF	TOT							
HOU - 2	45	407	43-90	.478	-	-	11-21	.524	-	-	106	12	79-1	-	-	97	2.2	8

## Stephen F. Austin '70 (1st, 1970, Baltimore, 9th)

## Joe Johnson #7

Born June 29, 1981 in Little Rock, AK; 6-7/240; With Rockets: 2018

Seasons	G	MIN	FGM-A	PCT	3FGM-A	PCT	FTM-A	PCT	Rebounds			AST	PF-D	ST	BL	PTS	AVG	HI
									OFF	DEF	TOT							
HOU - 1	23	505	51-134	.381	17-61	.279	20-21	.952	2	63	65	38	35-0	6	1	139	6.0	16
Playoffs																		
HOU - 1	8	54	6-17	.353	0-3	.000	0-0		0	10	10	3	4-0	0	1	12	1.5	4

## Arkansas '01 (1st, 2001, Boston, 10th)

## John Johnson #34, #27

Born Oct. 18, 1947 in Carthage, MS; 6-7/200; With Rockets: 1975-78

Seasons	G	MIN	FGM-A	PCT	3FGM-A	PCT	FTM-A	PCT	Rebounds			AST	PF-D	ST	BL	PTS	AVG	HI
									OFF	DEF	TOT							
HOU - 3	147	3234	595-1309	.455	-	-	193-263	.734	158	403	561	361	365-1	97	52	1383	9.4	30
Playoffs																		
HOU - 1	12	146	24-61	.393	-	-	10-15	.667	7	22	29	9	20-0	4	0	58	4.8	13

## Iowa '70 (1st, 1970, Cleveland, 7th)

## Lee Johnson #1

Born June 16, 1957 in Plummerville, AR; 6-11/210; With Rockets: 1980-81

Seasons	G	MIN	FGM-A	PCT	3FGM-A	PCT	FTM-A	PCT	Rebounds			AST	PF-D	ST	BL	PTS	AVG	HI
									OFF	DEF	TOT							
HOU - 1	10	80	7-23	.304	0-0	.000	3-5	.600	6	14	20	1	17-0	0	5	17	1.7	6

## East Texas State '79 (1st, 1979, ROCKETS, 17th)

## Nick Johnson #3

Born Dec. 22, 1992 in Tempe, AZ; 6-3/200; With Rockets: 2014-15.

Seasons	G	MIN	FGM-A	PCT	3FGM-A	PCT	FTM-A	PCT	Rebounds			AST	PF-D	ST	BL	PTS	AVG	HI
									OFF	DEF	TOT							
HOU - 1	28	262	26-75	.347	5-21	.238	17-25	.680	13	26	39	11	34-0	7	3	74	2.6	8
Playoffs																		
HOU - 1	9	49	4-17	.235	1-7	.143	3-3	1.000	1	3	4	4	7-0	0	1	12	1.3	10

## Arizona '14 (2nd, 2014, ROCKETS, 42nd)

## Bobby Jones #15

Born Jan. 9, 1984 in Compton, CA; 6-7/215; With Rockets: 2007-08

Seasons	G	MIN	FGM-A	PCT	3FGM-A	PCT	FTM-A	PCT	Rebounds			AST	PF-D	ST	BL	PTS	AVG	HI
									OFF	DEF	TOT							
HOU - 1	4	9	2-4	.500	0-0	.000	0-0	.000	0	1	1	0	3-0	1	0	4	1.0	2

## Washington '06 (2nd, 2006, Minnesota, 37th)

## Caldwell Jones #27

Born Aug. 4, 1950 in McGehee, AR; 6-11/225; With Rockets: 1982-84

Seasons	G	MIN	FGM-A	PCT	3FGM-A	PCT	FTM-A	PCT	Rebounds			AST	PF-D	ST	BL	PTS	AVG	HI
									OFF	DEF	TOT							
HOU - 2	163	4946	625-1310	.477	1-5	.200	326-402	.811	390	860	1250	294	613-9	92	211	1577	9.7	29

## Albany State [GA] '73 (2nd, 1973, Philadelphia, 32nd)



# Rockets All-Time Roster

## Charles Jones #27

Albany State [GA] '79 (8th, 1979, Phoenix, 165th)

Born April 3, 1957 in McGehee, AR; 6-9/235; With Rockets: 1994-98

Seasons	G	MIN	FGM-A	PCT	3FGM-A	PCT	FTM-A	PCT	--Rebounds--			AST	PF-D	ST	BL	PTS	AVG	HI
									OFF	DEF	TOT							
HOU - 4	85	553	16-37	.432	0-0	.000	6-17	.353	47	71	118	20	62-0	8	35	38	0.4	3
Playoffs																		
HOU - 4	27	258	5-14	.357	0-1	.000	6-14	.429	13	35	48	2	59-0	4	10	16	0.6	6

## Dwight Jones #13

Houston '73 (1st, 1973, Atlanta, 9th)

Born Feb. 27, 1952 in Houston, TX; 6-10/210; With Rockets: 1976-80

Seasons	G	MIN	FGM-A	PCT	3FGM-A	PCT	FTM-A	PCT	--Rebounds--			AST	PF-D	ST	BL	PTS	AVG	HI
									OFF	DEF	TOT							
HOU - 4	258	5208	744-1629	.457	0-0	.000	405-527	.769	454	871	1325	225	692-4	153	89	1893	7.4	25
Playoffs																		
HOU - 2	14	279	35-76	.461	0-0	.000	24-29	.828	17	46	63	18	35-2	9	7	94	6.7	18

## Major Jones #11

Albany State [GA] '76 (2nd, 1976, Portland, 20th)

Born July 9, 1953 in McGehee, AR; 6-9/225; With Rockets: 1979-84

Seasons	G	MIN	FGM-A	PCT	3FGM-A	PCT	FTM-A	PCT	--Rebounds--			AST	PF-D	ST	BL	PTS	AVG	HI
									OFF	DEF	TOT							
HOU - 5	327	4645	630-1298	.485	1-9	.111	253-437	.579	470	725	1195	200	565-0	124	155	1514	4.6	21
Playoffs																		
HOU - 2	18	158	21-39	.539	0-0	.000	8-14	.571	15	25	40	9	23-0	3	4	50	2.8	11

## Mason Jones #9

Arkansas '20 (Undrafted)

Born July 21, 1998 in Dallas, TX; 6-4, 200; With Rockets: 2020-21

Seasons	G	MIN	FGM-A	PCT	3FGM-A	PCT	FTM-A	PCT	--Rebounds--			AST	PF-D	ST	BL	PTS	AVG	HI
									OFF	DEF	TOT							
HOU - 1	26	307	47-114	.412	23-64	.359	35-57	.614	4	47	51	39	22-0	6	1	152	5.8	24

## Nick Jones #12

Oregon '67 (3rd, 1967, ROCKETS, 31st)

Born March 28, 1945; 6-2/190; With Rockets: 1967-68

Seasons	G	MIN	FGM-A	PCT	3FGM-A	PCT	FTM-A	PCT	--Rebounds--			AST	PF-D	ST	BL	PTS	AVG	HI
									OFF	DEF	TOT							
SD - 1	42	603	86-232	.371	-	-	55-69	.797	-	-	67	89	84-0	-	-	227	5.4	15

## Robin Jones #34

St. Louis '75 (Undrafted)

Born Feb. 2, 1954 in St. Louis, MO; 6-9/225; With Rockets: 1977-78

Seasons	G	MIN	FGM-A	PCT	3FGM-A	PCT	FTM-A	PCT	--Rebounds--			AST	PF-D	ST	BL	PTS	AVG	HI
									OFF	DEF	TOT							
HOU - 1	12	86	11-20	.550	-	-	4-10	.400	5	9	14	2	16-0	1	1	26	2.2	6

## Terrence Jones #6, #9

Kentucky '12 (1st, 2012, ROCKETS, 18th)

Born Jan. 9, 1992 in Portland, OR; 6-9/252; With Rockets: 2012-16; 2019

Seasons	G	MIN	FGM-A	PCT	3FGM-A	PCT	FTM-A	PCT	--Rebounds--			AST	PF-D	ST	BL	PTS	AVG	HI
									OFF	DEF	TOT							
HOU - 5	180	4292	754-1476	.511	74-238	.311	265-423	.626	330	698	1028	179	325-0	106	216	1847	10.3	36
Playoffs																		
HOU - 4	17	401	67-159	.421	3-19	.158	36-54	.667	29	52	81	17	31-0	8	12	173	9.1	19

## Eugene "Goo" Kennedy #30

Texas Christian '71 (9th, 1971, Portland, 139th)

Born Aug. 23, 1949 in Charlotte, NC; 6-5/215; With Rockets: 1976-77

Seasons	G	MIN	FGM-A	PCT	3FGM-A	PCT	FTM-A	PCT	--Rebounds--			AST	PF-D	ST	BL	PTS	AVG	HI
									OFF	DEF	TOT							
HOU - 1	32	277	31-58	.534	-	-	3-8	.375	14	37	51	6	45-1	7	5	65	2.0	10
Playoffs																		
HOU - 1	6	35	5-10	.500	-	-	2-2	1.000	4	8	12	0	6-0	0	0	12	2.0	6

## Toby Kimball #7

Connecticut '65 (3rd, 1965, Boston, 20th)

Born Sept. 7, 1942 in Framingham, MS; 6-8/225; With Rockets: 1967-71

Seasons	G	MIN	FGM-A	PCT	3FGM-A	PCT	FTM-A	PCT	--Rebounds--			AST	PF-D	ST	BL	PTS	AVG	HI
									OFF	DEF	TOT							
SD - 4	314	6921	922-2226	.414	-	-	456-849	.537	-	-	2643	394	804-11	-	-	2300	7.3	23
Playoffs																		
SD - 1	6	197	23-53	.434	-	-	13-25	.520	-	-	74	4	17-0	-	-	59	9.8	16

## Brandin Knight #10

Pittsburgh '03 (Undrafted)

Born Dec. 16, 1981 in Livingston, NJ; 6-0/190; With Rockets: 2004-05

Seasons	G	MIN	FGM-A	PCT	3FGM-A	PCT	FTM-A	PCT	--Rebounds--			AST	PF-D	ST	BL	PTS	AVG	HI
									OFF	DEF	TOT							
HOU - 1	1	3	0-1	.000	0-0	.000	0-0	.000	0	0	0	1	0-0	0	0	0	0.0	0

## Brandon Knight #10

Kentucky '11 (1st, 2011, Detroit, 8th)

Born Dec. 2, 1991 in Miami, FL; 6-3/195; With Rockets: 2018-19

Seasons	G	MIN	FGM-A	PCT	3FGM-A	PCT	FTM-A	PCT	--Rebounds--			AST	PF-D	ST	BL	PTS	AVG	HI
									OFF	DEF	TOT							
HOU - 1	12	118	11-47	.234	5-32	.156	9-11	.818	1	8	9	9	14-0	2	0	36	3.0	12

## Don Kojis #44

Marquette '61 (2nd, 1961, Chicago, 21st)

Born July 15, 1939 in Milwaukee, WI; 6-6/202; With Rockets: 1967-70;

Seasons	G	MIN	FGM-A	PCT	3FGM-A	PCT	FTM-A	PCT	--Rebounds--			AST	PF-D	ST	BL	PTS	AVG	HI
									OFF	DEF	TOT							
SD - 3	206	7256	1555-3527	.441	-	-	927-1250	.742	-	-	1874	468	697-12	-	-	4037	19.6	42
Playoffs																		
SD - 1	6	232	48-109	.440	-	-	25-31	.806	-	-	51	21	22-1	-	-	121	20.2	26

History

# Rockets All-Time Roster

## Kevin Kunnert #20, #44

Iowa '73 (1st, 1973, Chicago, 12th)

Born Nov. 11, 1951 in Dubuque, IA; 7-0/231; With Rockets: 1973-78

Seasons	G	MIN	FGM-A	PCT	3FGM-A	PCT	FTM-A	PCT	Rebounds		AST	PF-D	ST	BL	PTS	AVG	HI	
									OFF	DEF								
HOU - 5	341	8699	1568-3271	.479	-	-	414-603	.687	993	1898	2891	532	1282-47	175	413	3550	10.4	31
Playoffs																		
HOU - 2	20	572	86-185	.465	-	-	29-49	.592	59	108	167	26	88-3	6	21	201	10.1	21

## C.J. Kupec #25

Michigan '75 (4th, 1975, L.A. Lakers, 56th)

Born Jan. 16, 1953 in Oaklawn, IL; 6-8/220; With Rockets: 1977-78

Seasons	G	MIN	FGM-A	PCT	3FGM-A	PCT	FTM-A	PCT	Rebounds		AST	PF-D	ST	BL	PTS	AVG	HI	
									OFF	DEF								
HOU - 1	49	626	84-197	.426	-	-	27-33	.818	27	64	91	50	54-0	10	3	195	4.0	14

## Rodions Kurucs #00

Latvia '18 (2nd, 2018, Brooklyn, 40th)

Born Feb. 5, 1998 in Cesis, Latvia; 6-9/228; With Rockets: 2021

Seasons	G	MIN	FGM-A	PCT	3FGM-A	PCT	FTM-A	PCT	Rebounds		AST	PF-D	ST	BL	PTS	AVG	HI	
									OFF	DEF								
HOU - 1	11	75	5-21	.238	2-15	.133	1-2	.500	2	9	11	4	7-0	6	4	13	1.2	4

## Anthony Lamb #33

Vermont '20 (Undrafted)

Born Jan. 20, 1998 in Rochester, NY; 6-6/225; With Rockets: 2021

Seasons	G	MIN	FGM-A	PCT	3FGM-A	PCT	FTM-A	PCT	Rebounds		AST	PF-D	ST	BL	PTS	AVG	HI	
									OFF	DEF								
HOU - 1	24	415	46-118	.390	23-71	.324	18-21	.857	27	43	70	23	34-0	6	5	133	5.5	22

## Maciej Lampe #30

Poland '03 (2nd, 2003, New York, 30th)

Born Feb. 5, 1985 in Lodz, Poland; 6-11/275; With Rockets: 2005-06

Seasons	G	MIN	FGM-A	PCT	3FGM-A	PCT	FTM-A	PCT	Rebounds		AST	PF-D	ST	BL	PTS	AVG	HI	
									OFF	DEF								
HOU - 1	4	12	2-7	.286	0-0	.000	0-2	.000	3	2	5	0	0-0	0	0	4	1.0	2

## Carl Landry #14

Purdue '07 (2nd, 2007, Seattle, 31st)

Born Sept. 19, 1983 in Milwaukee, WI; 6-9/248; With Rockets: 2007-10

Seasons	G	MIN	FGM-A	PCT	3FGM-A	PCT	FTM-A	PCT	Rebounds		AST	PF-D	ST	BL	PTS	AVG	HI	
									OFF	DEF								
HOU - 3	163	3593	677-1189	.569	1-4	.250	464-582	.797	342	494	836	100	410-3	71	84	1819	11.2	31
Playoffs																		
HOU - 2	19	346	50-96	.521	0-2	.000	31-49	.633	31	48	79	3	35-0	11	8	131	6.9	21

## Dan Langhi #14

Vanderbilt '00 (2nd, 2000, Dallas, 31st)

Born Nov. 28, 1977 in Chicago, IL; 6-11/220; With Rockets: 2000-02

Seasons	G	MIN	FGM-A	PCT	3FGM-A	PCT	FTM-A	PCT	Rebounds		AST	PF-D	ST	BL	PTS	AVG	HI	
									OFF	DEF								
HOU - 2	67	675	86-224	.384	1-5	.200	24-40	.600	35	73	108	18	41-0	15	6	197	2.9	17

## Stu Lantz #22

Nebraska '68 (3rd, 1968, ROCKETS, 23rd)

Born July 13, 1946 in Uniontown, PA; 6-3/175; With Rockets: 1968-72

Seasons	G	MIN	FGM-A	PCT	3FGM-A	PCT	FTM-A	PCT	Rebounds		AST	PF-D	ST	BL	PTS	AVG	HI	
									OFF	DEF								
SD/HOU - 4	318	10048	1817-4093	.444	-	-	1313-1634	.804	-	-	1242	1067	857-7	-	-	4947	15.6	43
Playoffs																		
SD - 1	6	208	30-69	.435	-	-	21-27	.778	-	-	21	10	22-0	-	-	81	13.5	23

## Ty Lawson #3

North Carolina '09 (1st, Minnesota, 2009, 18th)

Born Nov. 3, 1987 in Clinton, MD; 5-11/195; With Rockets: 2015-16

Seasons	G	MIN	FGM-A	PCT	3FGM-A	PCT	FTM-A	PCT	Rebounds		AST	PF-D	ST	BL	PTS	AVG	HI	
									OFF	DEF								
HOU - 1	53	1176	111-287	.387	31-94	.330	56-80	.700	20	69	89	180	71-0	43	6	309	5.8	18

## Allen Leavell #30

Oklahoma City '79 (5th, 1979, ROCKETS, 104th)

Born May 27, 1957 in Muncie, IN; 6-2/190; With Rockets: 1979-89

Seasons	G	MIN	FGM-A	PCT	3FGM-A	PCT	FTM-A	PCT	Rebounds		AST	PF-D	ST	BL	PTS	AVG	HI	
									OFF	DEF								
HOU - 10	700	16248	2549-5666	.450	141-603	.234	1445-1733	.834	294	870	1164	3339	1489-9	929	120	6684	9.9	42
Playoffs																		
HOU - 8	63	1072	138-377	.366	13-44	.296	113-131	.863	18	62	80	203	109-2	57	8	402	6.4	28

## Courtney Lee #5

Western Kentucky '08 (1st, 2008, Orlando, 22nd)

Born Oct. 3, 1985 in Indianapolis, IN; 6-5/200; With Rockets: 2010-12

Seasons	G	MIN	FGM-A	PCT	3FGM-A	PCT	FTM-A	PCT	Rebounds		AST	PF-D	ST	BL	PTS	AVG	HI	
									OFF	DEF								
HOU - 2	139	3480	504-1156	.436	158-391	.404	166-206	.806	77	291	368	188	208-1	126	40	1332	9.6	25

## Jeremy Lin #7

Harvard '10 (Undrafted)

Born Aug. 23, 1988 in Palo Alto, CA; 6-3/200; With Rockets: 2012-14

Seasons	G	MIN	FGM-A	PCT	3FGM-A	PCT	FTM-A	PCT	Rebounds		AST	PF-D	ST	BL	PTS	AVG	HI	
									OFF	DEF								
HOU - 2	153	4684	691-1559	.443	169-486	.348	434-540	.804	66	368	434	791	371-0	202	56	1985	13.0	38
Playoffs																		
HOU - 2	10	261	31-85	.365	7-35	.2	15-18	.833	7	23	30	34	24-0	5	2	84	8.4	21

# Rockets All-Time Roster

## Randy Livingston #3

Born April 2, 1975 in New Orleans, LA; 6-4/209; With Rockets: 1996-97

Seasons	G	MIN	FGM-A	PCT	3FGM-A	PCT	FTM-A	PCT	--Rebounds--			AST	PF-D	ST	BL	PTS	AVG	HI
									OFF	DEF	TOT							
HOU - 1	64	981	100-229	.437	9-22	409	42-65	.646	32	62	94	155	107-0	39	12	251	3.9	12
Playoffs																		
HOU - 1	2	15	1-4	.250	1-1	1,000	0-0	.000	0	0	0	4	1-0	1	0	3	1.5	3

## Louisiana State '96 (2nd, 1996, ROCKETS, 42nd)

## Lewis Lloyd #32

Born Feb. 22, 1959 in Philadelphia, PA; 6-6/205; With Rockets: 1983-87, 1989-90

Seasons	G	MIN	FGM-A	PCT	3FGM-A	PCT	FTM-A	PCT	--Rebounds--			AST	PF-D	ST	BL	PTS	AVG	HI
									OFF	DEF	TOT							
HOU - 5	297	7951	1853-3531	.525	9-43	209	669-856	.782	402	514	916	1002	701-5	299	101	4384	14.8	38
Playoffs																		
HOU - 2	25	763	154-318	.484	2-5	400	57-72	.792	49	46	95	111	59-0	23	14	367	14.7	28

## Drake '81 (4th, 1981, Golden State, 76th)

## Kyle Lowry #7

Born March 25, 1986 in Philadelphia, PA; 6-0/205; With Rockets: 2008-12

Seasons	G	MIN	FGM-A	PCT	3FGM-A	PCT	FTM-A	PCT	--Rebounds--			AST	PF-D	ST	BL	PTS	AVG	HI
									OFF	DEF	TOT							
HOU - 4	218	6332	816-1948	.419	253-719	.352	630-774	.814	230	617	847	1212	570-0	256	55	2515	11.5	36
Playoffs																		
HOU - 1	13	254	21-63	.333	4-16	250	23-31	.742	8	30	38	32	23-0	12	1	69	5.3	12

## Villanova '06 (1st, 2006, Memphis, 24th)

## John Lucas Jr. #15, #5, #10

Born Oct. 31, 1953 in Durham, NC; 6-3/185; With Rockets: 1976-78, 1984-86, 1989-90

Seasons	G	MIN	FGM-A	PCT	3FGM-A	PCT	FTM-A	PCT	--Rebounds--			AST	PF-D	ST	BL	PTS	AVG	HI
									OFF	DEF	TOT							
HOU - 5	325	9680	1480-3316	.446	92-299	.308	704-903	.780	179	613	792	2358	643-1	469	37	3756	11.6	31
Playoffs																		
HOU - 2	17	582	101-219	.461	2-14	.143	40-56	.714	11	43	54	110	47-1	30	4	244	14.4	24

## Maryland '76 (1st, 1976, ROCKETS, 1st)

## John Lucas III #15

Born Nov. 21, 1982 in Washington, DC; 5-11/165; With Rockets: 2005-07

Seasons	G	MIN	FGM-A	PCT	3FGM-A	PCT	FTM-A	PCT	--Rebounds--			AST	PF-D	ST	BL	PTS	AVG	HI
									OFF	DEF	TOT							
HOU - 2	60	490	76-192	.396	17-68	.250	15-19	.789	11	30	41	45	44-0	22	0	184	3.1	13
Playoffs																		
HOU - 1	2	8	0-1	.000	0-1	.000	0-0	.000	0	0	0	0	0-0	1	0	0	0.0	0

## Oklahoma State '05 (Undrafted)

## Tyronn Lue #10

Born May 3, 1977 in Mexico, MO; 6-0/178; With Rockets: 2004-05

Seasons	G	MIN	FGM-A	PCT	3FGM-A	PCT	FTM-A	PCT	--Rebounds--			AST	PF-D	ST	BL	PTS	AVG	HI
									OFF	DEF	TOT							
HOU - 1	21	479	48-122	.393	15-45	.333	14-18	.778	0	40	40	58	48-0	8	0	125	6.0	15

## Nebraska '98 (1st, 1998, Denver, 23rd)

## Scott Machado #1

Born June 8, 1990 in Queens, NY; 6-1/205; With Rockets: 2012-13

Seasons	G	MIN	FGM-A	PCT	3FGM-A	PCT	FTM-A	PCT	--Rebounds--			AST	PF-D	ST	BL	PTS	AVG	HI
									OFF	DEF	TOT							
HOU - 1	6	21	3-6	.500	0-1	.000	2-2	1.000	0	1	1	6	0-0	2	0	8	1.3	2

## Iona '12 (Undrafted)

## Sam Mack #4, #5, #7

Born May 26, 1970 in Chicago, NY; 6-7/200; With Rockets: 1995-97, 1998-99

Seasons	G	MIN	FGM-A	PCT	3FGM-A	PCT	FTM-A	PCT	--Rebounds--			AST	PF-D	ST	BL	PTS	AVG	HI
									OFF	DEF	TOT							
HOU - 3	108	2278	307-721	.426	146-388	.376	97-116	.836	45	201	246	169	183-0	66	18	857	7.9	38
Playoffs																		
HOU - 2	10	170	18-53	.340	12-35	.343	14-20	.700	1	17	18	8	12-0	5	0	62	6.2	20

## Houston '92 (Undrafted)

## Tito Maddox #6

Born June 7, 1981 in Compton, CA; 6-4/190; With Rockets: 2002-03

Seasons	G	MIN	FGM-A	PCT	3FGM-A	PCT	FTM-A	PCT	--Rebounds--			AST	PF-D	ST	BL	PTS	AVG	HI
									OFF	DEF	TOT							
HOU - 1	9	35	3-12	.250	0-3	.000	5-8	.625	1	6	7	5	4-0	3	1	11	1.2	5

## Fresno State '02 (2nd, 2002, ROCKETS, 38th)

## Moses Malone #21, #24

Born March 23, 1955 in Petersburg, VA; 6-10/255; With Rockets: 1976-82 (#24 retired)

Seasons	G	MIN	FGM-A	PCT	3FGM-A	PCT	FTM-A	PCT	--Rebounds--			AST	PF-D	ST	BL	PTS	AVG	HI
									OFF	DEF	TOT							
HOU - 6	464	17780	4047-7879	.514	1-15	.067	3024-4108	.736	3009	3950	6959	697	1317-5	433	758	11119	24.0	53
Playoffs																		
HOU - 5	45	1962	409-840	.487	0-3	.000	271-375	.723	304	393	697	61	127-0	33	81	1089	24.2	42

## Petersburg [VA] H.S. '74 (3rd, 1974, Utah Stars [ABA], 22nd)

## Matt Maloney #12

Born Dec. 6, 1971 in Silver Springs, MD; 6-3/200; With Rockets: 1996-99

Seasons	G	MIN	FGM-A	PCT	3FGM-A	PCT	FTM-A	PCT	--Rebounds--			AST	PF-D	ST	BL	PTS	AVG	HI
									OFF	DEF	TOT							
HOU - 3	175	4789	515-1229	.419	281-742	.379	146-182	.802	37	275	312	543	231-0	148	6	1457	8.3	24
Playoffs																		
HOU - 2	21	691	71-183	.388	48-128	.375	22-30	.733	1	26	27	68	42-0	12	5	212	10.1	26

## Pennsylvania '95 (Undrafted)

## Jack Marin #24

Born Oct. 12, 1944 in Sharon, PA; 6-6/210; With Rockets: 1972-74

Seasons	G	MIN	FGM-A	PCT	3FGM-A	PCT	FTM-A	PCT	--Rebounds--			AST	PF-D	ST	BL	PTS	AVG	HI
									OFF	DEF	TOT							
HOU - 2	128	4121	834-1777	.469	-	-	330-390	.846	-	-	605	412	367-6	-	-	1998	15.6	35

## Duke '66 (1st, 1966, Baltimore, 5th)

# Rockets All-Time Roster

## Kevin Martin #12

Western Carolina '04 (1st, 2004, Sacramento, 26th)

Born Feb. 1, 1983 in Zanesville, OH; 6-7/185; With Rockets: 2009-12

Seasons	G	MIN	FGM-A	PCT	3FGM-A	PCT	FTM-A	PCT	Rebounds			AST	PF-D	ST	BL	PTS	AVG	HI
									OFF	DEF	TOT							
HOU - 3	144	4726	929-2158	.430	285-784	.364	925-1033	.895	50	384	434	362	270-1	131	20	3068	21.3	45

## KJ Martin #6

IMG Academy (2nd, 2020, Sacramento, 52nd)

Born Jan. 6, 2001; 6-7/215; With Rockets: 2020-22

Seasons	G	MIN	FGM-A	PCT	3FGM-A	PCT	FTM-A	PCT	Rebounds			AST	PF-D	ST	BL	PTS	AVG	HI
									OFF	DEF	TOT							
HOU - 2	124	2724	441-841	.524	95-264	.360	138-207	.667	153	386	539	149	202-3	64	81	1115	9.0	27

## Tony Massenburg #44

Maryland '90 (2nd, 1990, San Antonio, 43rd)

Born July 13, 1967 in Sussex, VA; 6-9/250; With Rockets: 1999-00

Seasons	G	MIN	FGM-A	PCT	3FGM-A	PCT	FTM-A	PCT	Rebounds			AST	PF-D	ST	BL	PTS	AVG	HI
									OFF	DEF	TOT							
HOU - 1	10	109	16-36	.444	0-0	.000	14-16	.875	7	20	27	3	13-0	2	5	46	4.6	8

## Garrison Mathews #25

Lipscomb '19 (Undrafted)

Born Oct. 24, 1996 in Franklin, TN; 6-5/215; With Rockets: 2021-22

Seasons	G	MIN	FGM-A	PCT	3FGM-A	PCT	FTM-A	PCT	Rebounds			AST	PF-D	ST	BL	PTS	AVG	HI
									OFF	DEF	TOT							
HOU - 1	65	1712	184-461	.399	139-386	.360	143-180	.794	32	158	190	64	168-0	57	24	168	10.0	23

## Cedric Maxwell #18

North Carolina-Charlotte '77 (1st, 1977, Boston, 12th)

Born Nov. 21, 1955 in Kinston, NC; 6-8/225; With Rockets: 1986-88

Seasons	G	MIN	FGM-A	PCT	3FGM-A	PCT	FTM-A	PCT	Rebounds			AST	PF-D	ST	BL	PTS	AVG	HI
									OFF	DEF	TOT							
HOU - 2	117	1684	183-359	.510	0-3	.000	236-306	.771	146	217	363	135	151-0	35	17	602	5.2	23
Playoffs																		
HOU - 2	14	192	19-36	.528	0-1	.000	26-35	.743	12	22	34	18	18-1	4	0	64	4.6	15

## Vernon Maxwell #11

Florida '88 (2nd, 1988, Denver, 47th)

Born on Sept. 12, 1965 in Gainesville, FL; 6-5/190; With Rockets: 1989-95

Seasons	G	MIN	FGM-A	PCT	3FGM-A	PCT	FTM-A	PCT	Rebounds			AST	PF-D	ST	BL	PTS	AVG	HI
									OFF	DEF	TOT							
HOU - 6	402	13299	2183-5395	.405	730-2241	.326	906-1242	.729	182	1000	1182	1730	872-7	559	89	6002	14.9	51
Playoffs																		
HOU - 5	40	1476	219-575	.381	73-239	.305	71-102	.696	21	105	126	155	93-1	38	5	582	14.6	34

## Luc Mbah a Moute #12

UCLA '08 (2nd, 2008, Milwaukee, 37th)

Born Oct. 28, 2008 in Yaounde, Cameroon; 6-8/230; With Rockets: 2017-18; 2020

Seasons	G	MIN	FGM-A	PCT	3FGM-A	PCT	FTM-A	PCT	Rebounds			AST	PF-D	ST	BL	PTS	AVG	HI
									OFF	DEF	TOT							
HOU - 2	64	1589	168-350	.480	63-175	.360	66-97	.680	23	165	188	55	100-0	74	25	465	7.3	20
Playoffs																		
HOU - 1	9	149	9-36	.250	3-15	.200	4-7	.571	3	19	22	8-0	3	6	4	25	2.8	8

## Tim McCormick #40

Michigan '84 (1st, 1984, Cleveland, 12th)

Born March 10, 1962 in Detroit, MI; 7-0/240; With Rockets: 1988-90

Seasons	G	MIN	FGM-A	PCT	3FGM-A	PCT	FTM-A	PCT	Rebounds			AST	PF-D	ST	BL	PTS	AVG	HI
									OFF	DEF	TOT							
HOU - 2	99	1373	179-380	.471	0-4	.000	97-148	.655	95	193	288	57	217-0	21	25	455	4.6	23
Playoffs																		
HOU - 2	7	74	8-16	.500	0-1	.000	9-11	.818	3	18	21	0	14-0	3	2	25	3.6	8

## Paul McCracken #4

San Fernando Valley State '72 (Signed Free Agent; Jan. 28, 1973)

Born Sept. 11, 1950 in New York, NY; 6-4/180; With Rockets: 1972-74

Seasons	G	MIN	FGM-A	PCT	3FGM-A	PCT	FTM-A	PCT	Rebounds			AST	PF-D	ST	BL	PTS	AVG	HI
									OFF	DEF	TOT							
HOU - 2	28	318	45-93	.484	-	-	23-39	.590	-	-	57	19	35-0	-	-	113	4.0	14

## Rodney McCray #22

Louisville '83 (1st, 1983, ROCKETS, 3rd)

Born Aug. 29, 1961 in Mt. Vernon, NY; 6-8/235; With Rockets: 1983-88

Seasons	G	MIN	FGM-A	PCT	3FGM-A	PCT	FTM-A	PCT	Rebounds			AST	PF-D	ST	BL	PTS	AVG	HI
									OFF	DEF	TOT							
HOU - 5	405	13517	1940-3720	.522	1-26	.038	1178-1544	.763	955	1763	2718	1521	955-9	338	291	5059	12.5	28
Playoffs																		
HOU - 4	39	1611	196-368	.533	0-6	.000	109-147	.742	79	179	258	201	95-0	33	32	501	12.9	24

## K.J. McDaniels #32

Clemson '14 (2nd, Philadelphia, 42nd)

Born Feb. 9, 1993 in Mobile, AL; 6-6/200; With Rockets: 2014-17

Seasons	G	MIN	FGM-A	PCT	3FGM-A	PCT	FTM-A	PCT	Rebounds			AST	PF-D	ST	BL	PTS	AVG	HI
									OFF	DEF	TOT							
HOU - 3	76	480	65-155	.419	16-55	.291	34-42	.810	23	54	77	16	59-0	14	16	180	2.4	13
Playoffs																		
HOU - 2	4	34	4-13	.308	1-3	.333	0-0	-	1	6	7	1	3-0	0	3	9	2.3	4

## Hank McDowell #8

Memphis State '81 (5th, 1981, Golden State, 102nd)

Born Nov. 13, 1959 in Memphis, TN; 6-9/215; With Rockets: 1984-86

Seasons	G	MIN	FGM-A	PCT	3FGM-A	PCT	FTM-A	PCT	Rebounds			AST	PF-D	ST	BL	PTS	AVG	HI
									OFF	DEF	TOT							
HOU - 2	56	336	44-84	.524	0-2	.000	24-35	.686	19	52	71	15	47-0	4	8	112	2.0	8
Playoffs																		
HOU - 1	13	33	2-7	.286	0-0	.000	5-8	.625	4	4	8	2	6-0	0	0	9	0.7	4

# Rockets All-Time Roster

## Jon McGlocklin #11

Indiana '65 (3rd, 1965, Cincinnati, 23rd)

Born June 10, 1943 in Franklin, IN; 6-5/205; With Rockets: 1967-68

Seasons	G	MIN	FGM-A	PCT	3FGM-A	PCT	FTM-A	PCT	Rebounds			AST	PF-D	ST	BL	PTS	AVG	HI
									OFF	DEF	TOT							
SD -1	65	1676	316-757	.417	-	-	156-180	.867	-	-	199	178	117-0	-	-	788	12.1	28

## Tracy McGrady #1, #3

Mt. Zion Christian Academy '97 (1st, 1997, Toronto, 9th)

Born May 24, 1979 in Bartow, FL; 6-8/223; With Rockets: 2004-10

Seasons	G	MIN	FGM-A	PCT	3FGM-A	PCT	FTM-A	PCT	Rebounds			AST	PF-D	ST	BL	PTS	AVG	HI
									OFF	DEF	TOT							
HOU - 6	303	11133	2506-5962	.420	472-1464	.322	1404-1905	.737	235	1432	1667	1699	522-0	396	176	6888	22.7	48
Playoffs																		
HOU - 3	20	828	203-477	.426	31-106	.292	117-161	.727	24	118	142	139	40-0	25	21	554	27.7	40

## Stan McKenzie #40

New York '66 (11th, 1966, Baltimore, 94th)

Born Oct. 6, 1944 in Miami, FL; 6-5/205; With Rockets: 1972-74

Seasons	G	MIN	FGM-A	PCT	3FGM-A	PCT	FTM-A	PCT	Rebounds			AST	PF-D	ST	BL	PTS	AVG	HI
									OFF	DEF	TOT							
HOU - 2	37	299	42-107	.383	-	-	22-29	.759	-	-	50	21	45-0	-	-	106	2.9	12

## Ben McLemore #16

Kansas '13 (1st, 2013, Sacramento, 7th)

Born Feb. 11, 1993 in St. Louis, MO; 6-3/195; With Rockets 2019-21

Seasons	G	MIN	FGM-A	PCT	3FGM-A	PCT	FTM-A	PCT	Rebounds			AST	PF-D	ST	BL	PTS	AVG	HI
									OFF	DEF	TOT							
HOU - 2	103	2156	322-769	.419	236-618	.382	73-99	.737	32	191	223	86	206-3	65	19	953	9.3	28
Playoffs																		
HOU - 1	11	130	15-40	.375	14-36	.389	0-0	-	2	9	11	6	8-0	4	0	44	4.0	14

## McCoy McLemore #18

Drake '64 (3rd, 1964, San Francisco, 25th)

Born April 3, 1942 in Houston, TX; 6-7/235; With Rockets: 1971-72

Seasons	G	MIN	FGM-A	PCT	3FGM-A	PCT	FTM-A	PCT	Rebounds			AST	PF-D	ST	BL	PTS	AVG	HI
									OFF	DEF	TOT							
HOU - 1	17	147	19-43	.442	-	-	9-12	.750	-	-	39	10	15-1	-	-	47	2.8	10

## Eric McWilliams #22

Long Beach State '72 (3rd, 1972, ROCKETS, 37th)

Born April 18, 1950 in Denver, CO; 6-8/200; With Rockets: 1972-73

Seasons	G	MIN	FGM-A	PCT	3FGM-A	PCT	FTM-A	PCT	Rebounds			AST	PF-D	ST	BL	PTS	AVG	HI
									OFF	DEF	TOT							
HOU - 1	44	245	34-98	.347	-	-	18-37	.486	-	-	60	5	46-0	-	-	86	2.0	10

## Cliff Meely #25

Colorado '71 (1st, 1971, ROCKETS, 7th)

Born July 10, 1947 in Rosedale, MS; 6-8/215; With Rockets: 1971-76

Seasons	G	MIN	FGM-A	PCT	3FGM-A	PCT	FTM-A	PCT	Rebounds			AST	PF-D	ST	BL	PTS	AVG	HI
									OFF	DEF	TOT							
HOU - 5	298	6190	1101-2636	.418	-	-	392-584	.671	-	-	1658	389	899-25	83	102	2594	8.7	29

## Pops Mensah-Bonsu #21

George Washington '06 (Undrafted)

Born Sept. 7, 1983 in London England; 6-9/235; With Rockets: 2009-10

Seasons	G	MIN	FGM-A	PCT	3FGM-A	PCT	FTM-A	PCT	Rebounds			AST	PF-D	ST	BL	PTS	AVG	HI
									OFF	DEF	TOT							
HOU - 1	4	13	1-4	.250	0-0	.000	3-6	.500	1	3	4	1	3-0	1	1	5	1.3	4

## Joe C. Meriweather #50

Southern Illinois '75 (1st, 1975, ROCKETS, 11th)

Born Oct. 26, 1953 in Phenix City, AL; 6-10/218; With Rockets: 1975-76

Seasons	G	MIN	FGM-A	PCT	3FGM-A	PCT	FTM-A	PCT	Rebounds			AST	PF-D	ST	BL	PTS	AVG	HI
									OFF	DEF	TOT							
HOU - 1	81	2042	338-684	.494	-	-	154-239	.644	163	353	516	82	219-4	36	120	830	10.2	29

## Larry Micheaux #40

Houston '83 (2nd, 1983, Chicago, 29th)

Born March 24, 1960 in Houston, TX; 6-9/220; With Rockets: 1984-85

Seasons	G	MIN	FGM-A	PCT	3FGM-A	PCT	FTM-A	PCT	Rebounds			AST	PF-D	ST	BL	PTS	AVG	HI
									OFF	DEF	TOT							
HOU - 1	39	394	74-122	.607	0-3	.000	17-26	.654	44	55	99	17	49-0	12	14	165	4.2	14
Playoffs																		
HOU - 1	5	57	6-19	.316	0-1	.000	4-10	.400	12	9	21	0	8-0	0	2	16	3.2	9

## Anthony "Pig" Miller #2, #9

Michigan State '94 (2nd, 1994, Golden State, 39th)

Born Oct. 27, 1971 in Benton Harbor, MI; 6-9/255; With Rockets: 1998-2000, 2000-01

Seasons	G	MIN	FGM-A	PCT	3FGM-A	PCT	FTM-A	PCT	Rebounds			AST	PF-D	ST	BL	PTS	AVG	HI
									OFF	DEF	TOT							
HOU - 3	65	728	80-157	.510	0-1	.000	40-73	.548	75	156	231	23	103-1	18	15	200	3.1	19

## Brad Miller #52

Purdue '99 (Undrafted)

Born April 12, 1976 in Fort Wayne, IN; 7-0/261; With Rockets: 2010-11

Seasons	G	MIN	FGM-A	PCT	3FGM-A	PCT	FTM-A	PCT	Rebounds			AST	PF-D	ST	BL	PTS	AVG	HI
									OFF	DEF	TOT							
HOU - 1	60	1015	132-296	.446	40-107	.374	78-94	.830	44	178	222	145	98-0	28	21	382	6.4	23

## Dirk Minniefeld #10

Kentucky '83 (2nd, 1983, Dallas, 33rd)

Born Jan. 17, 1961 in Lexington, KY; 6-3/180; With Rockets: 1986-87

Seasons	G	MIN	FGM-A	PCT	3FGM-A	PCT	FTM-A	PCT	Rebounds			AST	PF-D	ST	BL	PTS	AVG	HI
									OFF	DEF	TOT							
HOU - 1	63	1478	205-440	.466	11-34	.324	61-86	.709	28	102	130	335	166-2	66	6	482	7.7	20
Playoffs																		
HOU - 1	8	27	4-8	.500	0-1	.000	6-6	1.000	2	0	2	2	8-0	1	0	14	1.8	10

# Rockets All-Time Roster

## Cuttino Mobley #5

Born Sept. 1, 1974 in Philadelphia, PA; 6-4/190; With Rockets: 1998-2004

Seasons	G	MIN	FGM-A	PCT	3FGM-A	PCT	FTM-A	PCT	Rebounds		AST	PF-D	ST	BL	PTS	AVG	HI	
									OFF	DEF								
HOU - 6	436	16343	2654-6141	.432	672-1807	.372	1468-1750	.839	337	1424	1761	1177	991-4	526	187	7448	17.1	41
Playoffs																		
HOU - 2	9	304	36-90	.400	10-28	.357	18-21	.857	5	23	28	25	25-0	5	3	100	11.1	21

## Rhode Island '98 (2nd, 1998, ROCKETS, 41st)

## Larry Moffett #41

Born Nov. 5, 1954 in Mobile, AL; 6-9/210; With Rockets: 1977-78

Seasons	G	MIN	FGM-A	PCT	3FGM-A	PCT	FTM-A	PCT	Rebounds		AST	PF-D	ST	BL	PTS	AVG	HI	
									OFF	DEF								
HOU - 1	20	110	5-17	.294	-	-	6-10	.600	10	11	21	7	16-0	2	2	16	0.8	6

## UNLV '77 (2nd, 1977, ROCKETS, 34th)

## Paul Mokeski #54

Born Jan. 3, 1957 in Spokane, WA; 7-0/255; With Rockets: 1979-80

Seasons	G	MIN	FGM-A	PCT	3FGM-A	PCT	FTM-A	PCT	Rebounds		AST	PF-D	ST	BL	PTS	AVG	HI	
									OFF	DEF								
HOU - 1	12	113	11-33	.333	0-0	.000	7-9	.778	14	15	29	2	24-0	1	6	29	2.4	6

## Kansas '79 (2nd, 1979, ROCKETS, 42nd)

## Otto Moore #20

Born Aug. 27, 1946 in Miami, FL; 6-11/230; With Rockets: 1972-74

Seasons	G	MIN	FGM-A	PCT	3FGM-A	PCT	FTM-A	PCT	Rebounds		AST	PF-D	ST	BL	PTS	AVG	HI	
									OFF	DEF								
HOU - 2	95	3025	450-928	.485	-	-	131-219	.598	-	-	952	185	276-6	10	18	1031	10.9	30

## Pan American '68 (1st, 1968, Detroit, 6th)

## Tracy Moore #20, #9

Born Dec. 28, 1965 in Oklahoma City, OK; 6-4/200; With Rockets: 1995-97

Seasons	G	MIN	FGM-A	PCT	3FGM-A	PCT	FTM-A	PCT	Rebounds		AST	PF-D	ST	BL	PTS	AVG	HI	
									OFF	DEF								
HOU - 2	35	427	63-161	.391	24-73	.329	40-50	.800	21	27	48	26	35-0	7	0	190	5.4	20

## Tulsa '88 (Undrafted)

## Marcus Morris #2

Born Sept. 2, 1989 in Philadelphia, PA; 6-9/235; With Rockets: 2011-13

Seasons	G	MIN	FGM-A	PCT	3FGM-A	PCT	FTM-A	PCT	Rebounds		AST	PF-D	ST	BL	PTS	AVG	HI	
									OFF	DEF								
HOU - 2	71	1280	187-454	.412	76-211	.360	55-83	.663	68	167	235	50	132-1	29	18	505	7.1	24

## Kansas '11 (1st, 2011, ROCKETS, 14th)

## Terence Morris #44

Born Jan. 11, 1979 in Frederick, MD; 6-9/221; With Rockets: 2001-03

Seasons	G	MIN	FGM-A	PCT	3FGM-A	PCT	FTM-A	PCT	Rebounds		AST	PF-D	ST	BL	PTS	AVG	HI	
									OFF	DEF								
HOU - 2	117	1742	193-465	.415	22-110	.200	29-42	.690	117	222	339	89	107-1	29	44	437	3.7	17

## Maryland '01 (2nd, 2001, Atlanta, 34th)

## Donatas Motiejunas #20

Born Sept. 20, 1990 in Kaunas, Lithuania; 7-0/222; With Rockets: 2012-16

Seasons	G	MIN	FGM-A	PCT	3FGM-A	PCT	FTM-A	PCT	Rebounds		AST	PF-D	ST	BL	PTS	AVG	HI	
									OFF	DEF								
HOU - 4	214	4074	671-1414	.475	110-357	.308	224-366	.612	270	578	848	236	477-5	100	70	1676	7.8	27
Playoffs																		
HOU - 2	6	103	18-39	.462	4-9	.444	9-18	.500	11	16	27	5	11-0	4	2	49	8.2	14

## Lithuania '11 (1st, Minnesota; 2011, 20th)

## Calvin Murphy #23

Born May 9, 1948 in Norwalk, CT; 5-9/165; With Rockets: 1970-83 (#23 retired)

Seasons	G	MIN	FGM-A	PCT	3FGM-A	PCT	FTM-A	PCT	Rebounds		AST	PF-D	ST	BL	PTS	AVG	HI	
									OFF	DEF								
SD/HOU-13	1002	30607	7247-15030	.482	10-72	.139	3445-3864	.892	270	-	2103	4402	3250-53	1165	51	17949	17.9	57
Playoffs																		
HOU - 6	51	1660	388-817	.475	4-14	.286	165-177	.932	31	47	78	213	197-4	79	4	945	18.5	42

## Niagara '70 (2nd, 1970, ROCKETS, 18th)

## Tracy Murray #31

Born July 25, 1971 in Los Angeles, CA; 6-7/228; With Rockets: 1994-95

Seasons	G	MIN	FGM-A	PCT	3FGM-A	PCT	FTM-A	PCT	Rebounds		AST	PF-D	ST	BL	PTS	AVG	HI	
									OFF	DEF								
HOU - 1	25	203	32-80	.400	19-45	.422	5-8	.625	2	20	22	5	31-0	7	3	88	3.5	17

## UCLA '92 (1st, 1992, San Antonio, 18th)

## Dikembe Mutombo #55

Born June 25, 1966 in Kinshasa, Zaire, Africa; 7-2/260; With Rockets: 2004-09

Seasons	G	MIN	FGM-A	PCT	3FGM-A	PCT	FTM-A	PCT	Rebounds		AST	PF-D	ST	BL	PTS	AVG	HI	
									OFF	DEF								
HOU - 5	267	4171	291-558	.522	0-0	.000	273-375	.728	494	958	1452	32	485-1	66	293	855	3.2	15
Playoffs																		
HOU - 4	22	284	17-27	.630	0-0	.000	20-29	.690	27	67	94	5	35-0	4	23	54	2.5	8

## Georgetown '91 (1st, 1991, Denver, 4th)

## Bostjan Nachbar #9

Born July 3, 1980 in Slovenj Gradec, Slovenia; 6-9/221; With Rockets: 2002-05

Seasons	G	MIN	FGM-A	PCT	3FGM-A	PCT	FTM-A	PCT	Rebounds		AST	PF-D	ST	BL	PTS	AVG	HI	
									OFF	DEF								
HOU - 3	75	797	73-206	.354	35-94	.372	35-51	.686	15	96	111	42	115-1	17	16	216	2.9	12
Playoffs																		
HOU - 1	6	42	4-9	.444	1-3	.333	5-5	1.000	1	5	6	2	9-0	1	0	14	2.3	5

## Slovenia '02 (1st, 2002, ROCKETS, 15th)

# Rockets All-Time Roster

## Nenê #42

Brazil '02 (1st, 2002, New York, 7th)

Born Sept. 13, 1982 in Sao Carlos, Brazil; 6-11/250; With Rockets 2016-19

Seasons	G	MIN	FGM-A	PCT	3FGM-A	PCT	FTM-A	PCT	Rebounds		AST	PF-D	ST	BL	PTS	AVG	HI	
									OFF	DEF								
HOU - 3	161	2502	441-752	.586	3-14	.214	215-351	.613	183	398	581	136	373-0	102	68	1100	6.8	21
Playoffs																		
HOU - 3	27	321	58-81	.716	0-1	.000	32-51	.627	26	58	84	13	49-0	11	11	148	5.5	28

## Chuck Nevitt #52

North Carolina State '82 (3rd, 1982, ROCKETS, 63rd)

Born June 13, 1959 in Cortez, CO; 7-5/237; With Rockets: 1982-83, 1988-90

Seasons	G	MIN	FGM-A	PCT	3FGM-A	PCT	FTM-A	PCT	Rebounds		AST	PF-D	ST	BL	PTS	AVG	HI	
									OFF	DEF								
HOU - 3	52	301	40-79	.506	0-0	.000	12-20	.600	23	61	84	4	68-1	6	42	92	1.8	8
Playoffs																		
HOU - 1	2	3	0-0	.000	0-0	.000	0-0	.000	0	1	1	0	0-0	0	0	0	0.0	0

## Mike Newlin #14

Utah '71 (2nd, 1971, ROCKETS, 24th)

Born Jan. 2, 1949 in Portland, OR; 6-4/200; With Rockets: 1971-79

Seasons	G	MIN	FGM-A	PCT	3FGM-A	PCT	FTM-A	PCT	Rebounds		AST	PF-D	ST	BL	PTS	AVG	HI	
									OFF	DEF								
HOU - 8	604	17646	3191-6917	.461	-	-	2098-2428	.864	0	-	1920	2581	1916-31	467	42	8480	14.0	38
Playoffs																		
HOU - 3	22	682	135-270	.500	-	-	55-65	.846	21	52	73	103	72-1	28	1	325	14.8	31

## Daishen Nix #15

G League Ignite '21 (Undrafted)

Born Feb. 13, 2002 in Anchorage, AK; 6-5/224; With Rockets: 2021-22

Seasons	G	MIN	FGM-A	PCT	3FGM-A	PCT	FTM-A	PCT	Rebounds		AST	PF-D	ST	BL	PTS	AVG	HI	
									OFF	DEF								
HOU - 1	24	261	47-152	.403	7-26	.269	16-30	.533	7	26	33	40	21-0	15	0	77	3.2	13

## Martyn "Moochie" Norris #12, #25

West Florida '96 (2nd, 1996, Milwaukee, 33rd)

Born July 27, 1973 in Washington, DC; 6-1/186; With Rockets: 1999-2004, 2004-06

Seasons	G	MIN	FGM-A	PCT	3FGM-A	PCT	FTM-A	PCT	Rebounds		AST	PF-D	ST	BL	PTS	AVG	HI	
									OFF	DEF								
HOU - 7	341	6461	694-1701	.408	92-325	.283	446-593	.752	182	557	739	1058	367-0	259	14	1926	5.6	28

## Steve Novak #20

Marquette '06 (2nd, 2006, ROCKETS, 32nd)

Born June 13, 1983 in Libertyville, IL; 6-10/220; With Rockets: 2006-08

Seasons	G	MIN	FGM-A	PCT	3FGM-A	PCT	FTM-A	PCT	Rebounds		AST	PF-D	ST	BL	PTS	AVG	HI	
									OFF	DEF								
HOU - 2	70	455	67-152	.441	47-110	.427	5-6	.833	8	53	61	12	38-0	7	3	186	2.7	17
Playoffs																		
HOU - 1	3	21	3-4	.750	2-3	.667	0-0	.000	1	1	2	0	2-0	0	1	8	2.7	8

## James Nunnally #21

California '12 (Undrafted)

Born July 14, 1990 in San Jose, CA; 6-7/208; With Rockets: 2019

Seasons	G	MIN	FGM-A	PCT	3FGM-A	PCT	FTM-A	PCT	Rebounds		AST	PF-D	ST	BL	PTS	AVG	HI	
									OFF	DEF								
HOU - 1	2	38	3-13	.231	3-12	.250	0-0	--	0	1	1	2	6-0	0	0	9	4.5	9

## David Nwaba #2

Cal Poly '16 (Undrafted)

Born Jan. 14, 1993; 6-5/219; With Rockets: 2020-22

Seasons	G	MIN	FGM-A	PCT	3FGM-A	PCT	FTM-A	PCT	Rebounds		AST	PF-D	ST	BL	PTS	AVG	HI	
									OFF	DEF								
HOU - 2	76	1288	191-394	.485	32-112	.286	95-135	.704	81	188	269	66	115-1	58	41	115	6.7	22

## Charles Oakley #33

Virginia Union '85 (1st, 1985, Cleveland, 9th)

Born Dec. 18, 1963 in Cleveland, OH; 6-9/245; With Rockets: 2003-04

Seasons	G	MIN	FGM-A	PCT	3FGM-A	PCT	FTM-A	PCT	Rebounds		AST	PF-D	ST	BL	PTS	AVG	HI	
									OFF	DEF								
HOU - 1	7	25	2-6	.333	0-0	.000	5-6	.833	0	5	5	2	8-0	0	0	9	1.3	4

## Tim Ohlbrecht #14

Germany '10 (Undrafted)

Born Aug. 30, 1988 in Wuppertal, Germany; 6-11/255; With Rockets: 2012-13

Seasons	G	MIN	FGM-A	PCT	3FGM-A	PCT	FTM-A	PCT	Rebounds		AST	PF-D	ST	BL	PTS	AVG	HI	
									OFF	DEF								
HOU - 1	3	12	1-3	.333	-	-	1-1	1.000	0	1	1	1	1-0	1	0	3	1.0	3

## Victor Oladipo #7

Indiana '13 (1st, 2013, Orlando, 2nd)

Born May 4, 1992 in Silver Spring, MD; 6-4/213; With Rockets: 2021

Seasons	G	MIN	FGM-A	PCT	3FGM-A	PCT	FTM-A	PCT	Rebounds		AST	PF-D	ST	BL	PTS	AVG	HI	
									OFF	DEF								
HOU - 1	20	669	155-335	.467	49-153	.320	65-83	.783	8	87	95	99	45-0	24	10	424	21.2	34

## Hakeem Olajuwon #34

Houston '84 (1st, 1984, ROCKETS, 1st)

Born Jan. 21, 1963 in Lagos, Nigeria; 7-0/250; With Rockets: 1984-2001 (#34 retired)

Seasons	G	MIN	FGM-A	PCT	3FGM-A	PCT	FTM-A	PCT	Rebounds		AST	PF-D	ST	BL	PTS	AVG	HI	
									OFF	DEF								
HOU - 17	1177	42844	10555-20573	.513	25-122	.205	5376-7537	.713	3936	9446	13382	2992	4236-80	2088	3740	26511	22.5	52
Playoffs																		
HOU - 14	140	5663	1492-2825	.528	4-18	.222	739-1028	.719	462	1140	1602	456	553-5	238	468	3727	26.6	49

History

# Rockets All-Time Roster

## Jawann Oldham #51

Seattle '80 (2nd, 1980, Denver, 41st)

Born July 4, 1957 in Chicago, IL; 7-0/215; With Rockets: 1981-82

Seasons	G	MIN	FGM-A	PCT	3FGM-A	PCT	FTM-A	PCT	Rebounds		AST	PF-D	ST	BL	PTS	AVG	HI	
									OFF	DEF								
HOU - 1	22	124	13-36	.361	0-0	.000	8-14	.571	7	17	24	3	28-0	2	10	34	1.5	5

## Cameron Oliver #25

Nevada '17 (Undrafted)

Born July 11, 1996 in Oakland, CA; 6-8/239; With Rockets: 2021

Seasons	G	MIN	FGM-A	PCT	3FGM-A	PCT	FTM-A	PCT	Rebounds		AST	PF-D	ST	BL	PTS	AVG	HI	
									OFF	DEF								
HOU - 1	4	87	19-33	.576	4-13	.308	1-4	.250	5	16	21	5	11-0	2	4	43	10.8	17

## Kelly Olynyk #41

Gonzaga '13 (1st, 2013, Dallas, 13th)

Born May 4, 1992 in Silver Spring, MD; 6-4/213; With Rockets: 2021

Seasons	G	MIN	FGM-A	PCT	3FGM-A	PCT	FTM-A	PCT	Rebounds		AST	PF-D	ST	BL	PTS	AVG	HI	
									OFF	DEF								
HOU - 1	27	840	175-321	.545	49-125	.392	114-135	.844	43	185	228	112	84-0	39	16	513	19.0	28

## Chinanu Onuaku #21

Louisville '16 (2nd, 2016, ROCKETS, 37th)

Born Nov. 1, 1996 in Lanham, MD; 6-10/245; With Rockets: 2016-18

Seasons	G	MIN	FGM-A	PCT	3FGM-A	PCT	FTM-A	PCT	Rebounds		AST	PF-D	ST	BL	PTS	AVG	HI	
									OFF	DEF								
HOU - 2	6	74	7-12	.583	0-0	-	4-4	1.000	3	11	14	4	10-0	3	1	18	3.0	6

## Tom Owens #25

South Carolina '71 (4th, 1971, ROCKETS, 58th)

Born June 28, 1949 in Bronx, NY; 6-10/220; With Rockets: 1976-77

Seasons	G	MIN	FGM-A	PCT	3FGM-A	PCT	FTM-A	PCT	Rebounds		AST	PF-D	ST	BL	PTS	AVG	HI	
									OFF	DEF								
HOU - 1	46	462	68-135	.504	-	-	52-76	.684	47	95	142	18	96-2	4	13	188	4.1	13
Playoffs	3	7	0-1	.000	-	-	0-0	.000	0	2	2	0	1-0	1	0	0	0.0	0
HOU - 1	49	469	68-136	.504	-	-	52-76	.684	47	97	144	18	97-2	4	13	188	4.1	13

## Scott Padgett #35

Kentucky '99 (1st, 1999, Utah, 28th)

Born Apr. 19, 1976 in Louisville, KY; 6-9/240; With Rockets: 2003-05, 2006-07

Seasons	G	MIN	FGM-A	PCT	3FGM-A	PCT	FTM-A	PCT	Rebounds		AST	PF-D	ST	BL	PTS	AVG	HI	
									OFF	DEF								
HOU - 3	148	1687	187-449	.416	86-220	.391	59-83	.711	104	265	369	86	225-0	49	26	519	3.5	22
Playoffs	11	123	11-29	.379	6-15	.400	2-2	1.000	10	12	22	4	19-0	4	3	30	2.7	6
HOU - 2	159	1810	198-478	.416	92-235	.391	61-85	.711	114	277	391	90	244-0	53	29	549	3.4	24

## Kostas Papanikolaou #16

Greece '12 (2nd, 2012, Knicks, 48th)

Born Jul. 31, 1990 in Trikala, Greece; 6-8/225; With Rockets: 2014-15

Seasons	G	MIN	FGM-A	PCT	3FGM-A	PCT	FTM-A	PCT	Rebounds		AST	PF-D	ST	BL	PTS	AVG	HI	
									OFF	DEF								
HOU - 1	43	795	69-197	.350	31-106	.292	13-18	.722	39	79	118	85	71	29	13	182	4.2	19
Playoffs	8	21	1-4	.250	0-3	.000	1-2	.500	0	2	2	0	4	0	0	3	0.4	2
HOU - 1	51	816	70-201	.353	31-109	.292	14-20	.700	39	81	120	85	75	29	13	185	4.2	19

## Chandler Parsons #25

Florida '11 (2nd, 2011, ROCKETS, 38th)

Born Oct. 25, 1988 in Casselberry, FL; 6-9/227; With Rockets: 2011-14

Seasons	G	MIN	FGM-A	PCT	3FGM-A	PCT	FTM-A	PCT	Rebounds		AST	PF-D	ST	BL	PTS	AVG	HI	
									OFF	DEF								
HOU - 3	213	7345	1170-2475	.473	342-924	.37	320-454	.705	238	875	1113	701	458	236	90	3002	14.1	34
Playoffs	12	488	88-198	.444	29-76	.382	20-29	.69	13	67	80	36	38	5	4	225	18.8	27
HOU - 2	225	7833	1258-2673	.473	371-900	.37	340-483	.705	251	942	1193	737	496	241	94	3227	14.3	34

## Patrick Patterson #54

Kentucky '10 (1st, 2010, ROCKETS, 14th)

Born March 14, 1989 in Washington, DC; 6-9/235; With Rockets: 2010-13

Seasons	G	MIN	FGM-A	PCT	3FGM-A	PCT	FTM-A	PCT	Rebounds		AST	PF-D	ST	BL	PTS	AVG	HI	
									OFF	DEF								
HOU - 3	163	3569	610-1233	.495	35-101	.347	107-148	.723	271	436	707	145	280-0	62	100	1362	8.4	27

## Justin Patton #26

Creighton '17 (1st, 2017, Chicago, 16th)

Born June 14, 1997, Omaha, NE; 6-11/241; With Rockets: 2021

Seasons	G	MIN	FGM-A	PCT	3FGM-A	PCT	FTM-A	PCT	Rebounds		AST	PF-D	ST	BL	PTS	AVG	HI	
									OFF	DEF								
HOU - 1	13	247	29-70	.414	9-34	.265	3-4	.750	14	35	49	14	34-1	12	14	70	5.4	13

## Chris Paul #3

Wake Forest '05 (1st, 2005, Hornets, 4th)

Born May 6, 1985 in Winston-Salem, NC; 6-1/175; With Rockets: 2017-19

Seasons	G	MIN	FGM-A	PCT	3FGM-A	PCT	FTM-A	PCT	Rebounds		AST	PF-D	ST	BL	PTS	AVG	HI	
									OFF	DEF								
HOU - 2	116	3704	669-1518	.441	271-734	.369	378-424	.892	73	505	578	930	287-2	210	32	1987	17.1	38
Playoffs	26	914	184-405	.454	54-162	.333	82-98	.837	23	136	159	147	83-1	54	11	504	19.4	41
HOU - 2	142	4618	853-1923	.445	325-896	.367	460-522	.883	96	641	737	1077	370-2	264	43	2491	17.5	39

## Billy Paultz #5

St. John's '70 (7th, 1970, ROCKETS, 103rd)

Born July 30, 1948 in River Edge, NJ; 6-11/255; With Rockets: 1979-83

Seasons	G	MIN	FGM-A	PCT	3FGM-A	PCT	FTM-A	PCT	Rebounds		AST	PF-D	ST	BL	PTS	AVG	HI	
									OFF	DEF								
HOU - 4	240	4141	578-1235	.468	0-3	.000	178-357	.499	311	692	1003	273	462-1	77	145	1334	5.6	28
Playoffs	31	882	127-295	.431	0-1	.000	37-58	.638	67	117	184	44	86-1	14	32	291	9.4	20
HOU - 3	271	4923	705-1530	.465	0-4	.000	215-415	.518	378	809	1187	317	548-1	91	177	1625	6.0	29



# Rockets All-Time Roster

## **Curtis Perry #54**

**S.W. Missouri State '70 (3rd, 1970, ROCKETS, 35th)**

Born Sept. 13, 1948 in Washington, DC; 6-7/220; With Rockets: 1970-72

Seasons	G	MIN	FGM-A	PCT	3FGM-A	PCT	FTM-A	PCT	Rebounds		AST	PF-D	ST	BL	PTS	AVG	HI	
									OFF	DEF								
SOU-2	43	455	59-163	.362	-	-	23-44	.523	-	-	152	27	69-0	-	-	141	3.3	11

## **Jim Petersen #43**

**Minnesota '84 (3rd, 1984, ROCKETS, 51st)**

Born Feb. 22, 1962 in Minneapolis, MN; 6-10/235; With Rockets: 1984-88

Seasons	G	MIN	FGM-A	PCT	3FGM-A	PCT	FTM-A	PCT	Rebounds		AST	PF-D	ST	BL	PTS	AVG	HI	
									OFF	DEF								
HOU-4	293	6574	901-1798	.501	1-13	.077	429-588	.730	515	1021	1536	347	827-11	131	228	2232	7.6	28
Playoffs																		
HOU-4	37	671	85-183	.465	0-0	.000	42-63	.667	69	111	180	34	87-3	15	13	212	5.7	15

## **Richard Petruska #3**

**UCLA '93 (2nd, 1993, ROCKETS, 46th)**

Born Jan. 25, 1969 in Levice, Slovakia; 6-10/260; With Rockets: 1993-94

Seasons	G	MIN	FGM-A	PCT	3FGM-A	PCT	FTM-A	PCT	Rebounds		AST	PF-D	ST	BL	PTS	AVG	HI	
									OFF	DEF								
HOU-1	22	92	20-46	.435	7-15	.467	6-8	.750	9	22	31	1	15-0	2	3	53	2.4	12

## **Eric Piatkowski #52**

**Nebraska '94 (1st, 1994, Indiana, 15th)**

Born Sept. 30, 1970 in Steubenville, OH; 6-7/215; With Rockets: 2003-04

Seasons	G	MIN	FGM-A	PCT	3FGM-A	PCT	FTM-A	PCT	Rebounds		AST	PF-D	ST	BL	PTS	AVG	HI	
									OFF	DEF								
HOU-1	49	703	72-191	.377	43-122	.352	14-16	.875	10	63	73	26	42-0	16	5	201	4.1	14
Playoffs																		
HOU-1	1	4	0-1	.000	0-0	.000	0-0	.000	0	1	1	0	1-0	0	0	0	0.0	0

## **Scottie Pippen #33**

**Central Arkansas '87 (1st, 1987, Seattle, 5th)**

Born Sept. 25, 1965 in Hamburg, AR; 6-7/228; With Rockets: 1998-99

Seasons	G	MIN	FGM-A	PCT	3FGM-A	PCT	FTM-A	PCT	Rebounds		AST	PF-D	ST	BL	PTS	AVG	HI	
									OFF	DEF								
HOU-1	50	2011	261-604	.432	72-212	.340	132-183	.721	63	260	323	293	118-0	98	37	726	14.5	31
Playoffs																		
HOU-1	4	172	23-70	.329	6-22	.273	21-26	.808	20	27	47	22	12-0	7	3	73	18.3	37

## **Victor Oladipo #7**

**Indiana '13 (1st, 2013, Orlando, 2nd)**

Born May 4, 1992 in Silver Spring, MD; 6-4/213; With Rockets: 2021

Seasons	G	MIN	FGM-A	PCT	3FGM-A	PCT	FTM-A	PCT	Rebounds		AST	PF-D	ST	BL	PTS	AVG	HI	
									OFF	DEF								
HOU-1	20	669	155-135	.407	49-153	.320	65-83	.783	8	87	95	99	45-0	24	10	424	21.2	34

## **Kevin Porter Jr. #3**

**USC '19 (1st, 2019, Milwaukee, 30th)**

Born May 4, 2000 in Seattle, WA; 6-4/203; With Rockets: 2021-22

Seasons	G	MIN	FGM-A	PCT	3FGM-A	PCT	FTM-A	PCT	Rebounds		AST	PF-D	ST	BL	PTS	AVG	HI	
									OFF	DEF								
HOU-2	87	2742	491-1175	.418	205-574	.357	193-287	.672	63	303	366	540	217-4	88	30	1380	15.9	50

## **Josh Powell #21**

**North Carolina State '03 (Undrafted)**

Born Jan. 25, 1983 in Charleston, SC; 6-9/225; With Rockets: 2013-14

Seasons	G	MIN	FGM-A	PCT	3FGM-A	PCT	FTM-A	PCT	Rebounds		AST	PF-D	ST	BL	PTS	AVG	HI	
									OFF	DEF								
HOU-1	1	19	2-6	.333	0-0	0-0	0-0	0-0	0	5	5	0	1-0	0	1	4	4.0	4

## **Brent Price #20**

**Oklahoma '92 (2nd, 1992, Washington, 32nd)**

Born Dec. 9, 1968 in Shawnee, OK; 6-1/185; With Rockets: 1996-99

Seasons	G	MIN	FGM-A	PCT	3FGM-A	PCT	FTM-A	PCT	Rebounds		AST	PF-D	ST	BL	PTS	AVG	HI	
									OFF	DEF								
HOU-3	137	2528	272-622	.437	136-352	.386	144-180	.800	65	149	214	370	287-3	102	5	824	6.0	20
Playoffs																		
HOU-2	9	173	17-39	.436	10-27	.370	8-9	.889	4	13	17	20	17-1	8	1	52	5.8	18

## **Pablo Prigioni #9**

**Argentina (Undrafted)**

Born May. 17, 1977 in Rio Tercera, Argentina; 6-3/180; With Rockets: 2014-15

Seasons	G	MIN	FGM-A	PCT	3FGM-A	PCT	FTM-A	PCT	Rebounds		AST	PF-D	ST	BL	PTS	AVG	HI	
									OFF	DEF								
HOU-1	24	402	23-67	.343	14-51	.275	13-15	.867	12	27	39	67	35-0	27	0	73	3.0	12
Playoffs																		
HOU-1	11	230	17-43	.395	13-30	.433	2-4	.500	2	15	17	35	21-0	14	1	49	4.5	11

## **Tim Quarterman #55**

**Louisiana State '16 (Undrafted)**

Born Oct. 27, 1994 in Savannah, GA; 6-6/195; With Rockets: 2018

Seasons	G	MIN	FGM-A	PCT	3FGM-A	PCT	FTM-A	PCT	Rebounds		AST	PF-D	ST	BL	PTS	AVG	HI	
									OFF	DEF								
HOU-1	3	13	1-3	.333	0-2	.000	2-2	1.000	0	3	3	1	1-0	0	0	4	1.3	2

## **Trevelin Queen #21**

**New Mexico State '20 (Undrafted)**

Born Dec. 18, 2021 in Baltimore, MD; 6-6/190; With Rockets: 2021-22

Seasons	G	MIN	FGM-A	PCT	3FGM-A	PCT	FTM-A	PCT	Rebounds		AST	PF-D	ST	BL	PTS	AVG	HI	
									OFF	DEF								
HOU-1	10	74	15-33	.455	9-24	.375	4-4	1.000	7	9	16	4	6-0	5	1	43	4.3	17

# Rockets All-Time Roster

**Ed Ratleff #42****Long Beach State '73 (1st, 1973, ROCKETS, 6th)**

Born March 29, 1950 in Bellefontaine, OH; 6-6/195; With Rockets: 1973-78

Seasons	G	MIN	FGM-A	PCT	3FGM-A	PCT	FTM-A	PCT	Rebounds			AST	PF-D	ST	BL	PTS	AVG	HI
									OFF	DEF	TOT							
HOU - 5 Playoffs	338	8433	1160-2554	.454	-	-	493-614	.803	465	898	1363	896	801-11	430	143	2813	8.3	33
HOU - 1	8	291	36-67	.414	-	-	17-20	.850	24	29	53	35	31-0	14	1	89	11.1	20

**Eldridge Recasner #3****Washington '90 (Undrafted)**

Born Dec. 14, 1967 in New Orleans, LA; 6-3/190; With Rockets: 1995-96

Seasons	G	MIN	FGM-A	PCT	3FGM-A	PCT	FTM-A	PCT	Rebounds			AST	PF-D	ST	BL	PTS	AVG	HI
									OFF	DEF	TOT							
HOU - 1 Playoffs	63	1275	149-359	.415	81-191	.424	57-66	.864	31	113	144	170	111-1	23	5	436	6.9	21
HOU - 1	1	8	0-3	.000	0-1	.000	0-0	.000	0	1	1	2	0-0	0	0	0	0.0	0

**Robert Reid #50, #33****St. Mary's [TX] '77 (2nd, 1977, ROCKETS, 40th)**

Born Aug. 30, 1955 in Atlanta, GA; 6-8/220; With Rockets: 1977-82, 1983-88

Seasons	G	MIN	FGM-A	PCT	3FGM-A	PCT	FTM-A	PCT	Rebounds			AST	PF-D	ST	BL	PTS	AVG	HI
									OFF	DEF	TOT							
HOU - 10 Playoffs	762	21718	3747-8031	.467	76-270	.281	1253-1710	.733	1049	2657	3706	2253	2502-34	881	364	8823	11.6	32
HOU - 8	72	2699	427-974	.438	8-52	.154	157-217	.724	109	274	383	333	270-3	105	41	1019	14.2	33

**Cameron Reynolds #42****Tulane '18 (Undrafted)**

Born Feb. 7, 1995 in Pearland, TX; 6-8/225; With Rockets: 2021

Seasons	G	MIN	FGM-A	PCT	3FGM-A	PCT	FTM-A	PCT	Rebounds			AST	PF-D	ST	BL	PTS	AVG	HI
									OFF	DEF	TOT							
HOU - 1	2	34	5-16	.314	3-12	.250	0-0	--	2	3	5	2	2-0	0	0	13	6.5	9

**Rodrick Rhodes #1****Southern California '97 (1st, 1997, ROCKETS, 24th)**

Born Sept. 24, 1973, in Jersey City, NJ; 6-6/225; With Rockets 1997-99

Seasons	G	MIN	FGM-A	PCT	3FGM-A	PCT	FTM-A	PCT	Rebounds			AST	PF-D	ST	BL	PTS	AVG	HI
									OFF	DEF	TOT							
HOU - 2 Playoffs	61	1103	114-313	.364	2-8	.250	116-186	.624	30	44	74	111	130-0	63	10	346	5.7	16
HOU - 1	3	7	2-3	.667	0-0	.000	2-4	.500	0	1	1	0	0-0	1	0	6	2.0	4

**Glen Rice #41****Michigan '89 (1st, 1989, Miami, 4th)**

Born May 28, 1967 in Flint, MI; 6-8/220; With Rockets: 2001-03

Seasons	G	MIN	FGM-A	PCT	3FGM-A	PCT	FTM-A	PCT	Rebounds			AST	PF-D	ST	BL	PTS	AVG	HI
									OFF	DEF	TOT							
HOU - 2	82	2138	261-624	.418	119-318	.374	87-113	.770	33	168	201	96	133-0	35	8	728	8.9	25

**Eric Riley #42****Michigan '93 (2nd, 1993, Dallas, 33rd)**

Born June 2, 1972 in Cleveland, OH; 7-0/240; With Rockets: 1993-94

Seasons	G	MIN	FGM-A	PCT	3FGM-A	PCT	FTM-A	PCT	Rebounds			AST	PF-D	ST	BL	PTS	AVG	HI
									OFF	DEF	TOT							
HOU - 1	47	219	34-70	.486	0-1	.000	20-37	.541	24	35	59	9	30-0	5	9	88	1.9	12

**Pat Riley #42****Kentucky '67 (1st, 1967, ROCKETS, 7th)**

Born Mar. 20, 1945 in Rome, NY; 6-4/205; With Rockets: 1967-70

Seasons	G	MIN	FGM-A	PCT	3FGM-A	PCT	FTM-A	PCT	Rebounds			AST	PF-D	ST	BL	PTS	AVG	HI
									OFF	DEF	TOT							
SD - 3 Playoffs	172	2764	627-1338	.464	-	-	258-391	.660	33	168	201	96	419-2	.	.	1312	7.6	25
SD - 1	5	76	16-37	.432	-	-	5-6	.833	-	-	11	2	13-0	-	-	37	7.4	18

**Ron Riley #31****Southern California '72 (3rd, 1972, Kansas City-Omaha, 38th)**

Born Nov. 11, 1950 in Los Angeles, CA; 6-8/200; With Rockets: 1973-76

Seasons	G	MIN	FGM-A	PCT	3FGM-A	PCT	FTM-A	PCT	Rebounds			AST	PF-D	ST	BL	PTS	AVG	HI
									OFF	DEF	TOT							
HOU - 3 Playoffs	178	3048	368-895	.411	-	-	119-167	.713	263	542	805	234	402-4	103	65	855	4.8	21
HOU - 1	8	152	25-42	.595	-	-	6-16	.375	12	24	36	15	18-0	9	2	56	7.0	13

**Austin Rivers #25****Duke '12 (1st, 2012, New Orleans, 10th)**

Born August 1, 1992 in Santa Monica, CA; 6-4/200; With Rockets: 2018-20

Seasons	G	MIN	FGM-A	PCT	3FGM-A	PCT	FTM-A	PCT	Rebounds			AST	PF-D	ST	BL	PTS	AVG	HI
									OFF	DEF	TOT							
HOU - 2 Playoffs	115	2939	367-879	.418	167-491	.340	103-160	.644	42	224	266	222	264-0	78	23	1004	8.7	41
HOU - 2	22	426	46-123	.374	25-70	.357	14-19	.737	4	47	51	26	53-0	12	2	131	6.0	14

**Stanley Roberts #53****Louisiana State '90 (1st, 1991, Orlando, 23rd)**

Born Feb. 7, 1970 in Hopkins, SC; 7-0/290; With Rockets: 1998-99

Seasons	G	MIN	FGM-A	PCT	3FGM-A	PCT	FTM-A	PCT	Rebounds			AST	PF-D	ST	BL	PTS	AVG	HI
									OFF	DEF	TOT							
HOU - 1 Playoffs	6	33	5-13	.385	0-0	.000	4-8	.500	4	7	11	0	2-0	0	1	14	2.3	11
HOU - 1	3	20	0-6	.000	0-0	.000	1-2	.500	0	3	3	0	5-0	0	4	1	0.3	1

**Larry Robinson #20****Centenary '90 (Undrafted)**

Born Jan. 11, 1968 in Bossier City, LA; 6-5/180; With Rockets: 1993-94

Seasons	G	MIN	FGM-A	PCT	3FGM-A	PCT	FTM-A	PCT	Rebounds			AST	PF-D	ST	BL	PTS	AVG	HI
									OFF	DEF	TOT							
HOU - 1	6	55	10-20	.500	2-8	.250	3-8	.375	4	6	10	6	8-0	7	0	25	4.2	9

# Rockets All-Time Roster

## Thomas Robinson #0, #41

Kansas '12 (1st, 2012, Sacramento, 5th)

Born March 17, 1991 in Washington, DC; 6-10/237; With Rockets: 2012-13

Seasons	G	MIN	FGM-A	PCT	3FGM-A	PCT	FTM-A	PCT	--Rebounds--			AST	PF-D	ST	BL	PTS	AVG	HI
									OFF	DEF	TOT							
HOU -1	19	247	35-78	.449	0-1	.000	16-38	.421	30	47	77	10	29-0	16	5	86	4.5	15

## Carlos Rogers #6

Tennessee State '94 (1st, 1994, Seattle, 11th)

Born Feb. 6, 1971 in Detroit, MI; 6-11/232; With Rockets: 1999-2001

Seasons	G	MIN	FGM-A	PCT	3FGM-A	PCT	FTM-A	PCT	--Rebounds--			AST	PF-D	ST	BL	PTS	AVG	HI
									OFF	DEF	TOT							
HOU -2	92	1645	245-434	.565	1-15	.067	110-189	.582	146	268	414	51	110-0	24	52	601	6.5	28

## Wayne "Tree" Rollins #15

Clemson '77 (1st, 1977, Atlanta, 14th)

Born June 16, 1955 in Winter Haven, FL; 7-1/250; With Rockets: 1991-93

Seasons	G	MIN	FGM-A	PCT	3FGM-A	PCT	FTM-A	PCT	--Rebounds--			AST	PF-D	ST	BL	PTS	AVG	HI
									OFF	DEF	TOT							
HOU -2	101	944	57-127	.449	0-2	.000	35-42	.833	73	158	231	25	128-0	20	77	149	1.5	13
Playoffs																		
HOU -1	6	16	0-3	.000	0-1	.000	0-0	.000	1	3	4	0	2-0	2	0	0	0.0	0

## Ralph Sampson #50

Virginia '83 (1st, 1983, ROCKETS, 1st)

Born July 7, 1960 in Harrisonburg, VA; 7-4/230; With Rockets: 1983-88

Seasons	G	MIN	FGM-A	PCT	3FGM-A	PCT	FTM-A	PCT	--Rebounds--			AST	PF-D	ST	BL	PTS	AVG	HI
									OFF	DEF	TOT							
HOU -5	305	10674	2489-4985	.499	5-34	.147	1012-1532	.661	924	2265	3189	827	1185-45	307	585	5995	19.7	43
Playoffs																		
HOU -3	35	1264	274-547	.501	3-4	.750	140-198	.707	118	268	386	108	149-4	34	55	691	19.7	33

## Dennis Schröder #17

Germany '13 (1st, 2013, Atlanta, 17th)

Born Feb. 13, 2002 in Anchorage, AK; 6-5/224; With Rockets: 2021-22

Seasons	G	MIN	FGM-A	PCT	3FGM-A	PCT	FTM-A	PCT	--Rebounds--			AST	PF-D	ST	BL	PTS	AVG	HI
									OFF	DEF	TOT							
HOU -1	15	404	55-140	.393	19-58	.328	34-39	.872	6	44	50	88	38-0	12	3	163	10.9	23

## Luis Scola #4

Argentina '02 (2nd, 2002, San Antonio, 56th)

Born April 30, 1980 in Buenos Aires, Argentina; 6-9/245; With Rockets: 2007-12

Seasons	G	MIN	FGM-A	PCT	3FGM-A	PCT	FTM-A	PCT	--Rebounds--			AST	PF-D	ST	BL	PTS	AVG	HI
									OFF	DEF	TOT							
HOU -5	386	11662	2334-4576	.510	1-17	.059	928-1248	.744	818	2166	2984	723	1183-11	274	124	5597	14.5	44
Playoffs																		
HOU -2	19	644	107-223	.480	0-1	.000	57-84	.679	52	113	165	31	75-2	11	4	271	14.3	24

## Thabo Sefolosha #18

Switzerland (1st, 2006, 76ers, 13th)

Born in Oct. 31, 2006 in Vevey, Switzerland; 6-6/215; With Rockets 2019-20

Seasons	G	MIN	FGM-A	PCT	3FGM-A	PCT	FTM-A	PCT	--Rebounds--			AST	PF-D	ST	BL	PTS	AVG	HI
									OFF	DEF	TOT							
HOU -1	41	436	37-91	.407	15-54	.278	3-8	.375	21	72	93	25	43-0	24	12	92	2.2	9

## Alperen Sengun #16

Türkiye '21 (1st, 2021, Oklahoma City, 16th)

Born July 25, 2002 in Giresun, Türkiye; 6-9/235; With Rockets: 2021-22

Seasons	G	MIN	FGM-A	PCT	3FGM-A	PCT	FTM-A	PCT	--Rebounds--			AST	PF-D	ST	BL	PTS	AVG	HI
									OFF	DEF	TOT							
HOU -1	72	1489	249-525	.474	29-117	.248	165-232	.711	138	255	393	185	214-2	59	68	692	9.6	27

## Purvis Short #10

Jackson State '78 (1st, 1978, Golden State, 5th)

Born July 2, 1957 in Hattiesburg, MS; 6-7/220; With Rockets: 1987-89

Seasons	G	MIN	FGM-A	PCT	3FGM-A	PCT	FTM-A	PCT	--Rebounds--			AST	PF-D	ST	BL	PTS	AVG	HI
									OFF	DEF	TOT							
HOU -2	146	3106	672-1466	.458	14-54	.259	283-329	.860	136	265	401	269	313-1	102	27	1641	11.2	33
Playoffs																		
HOU -2	8	108	15-46	.326	0-3	.000	11-13	.846	11	8	19	3	15-0	1	0	41	5.1	13

## John Shumate #34

Notre Dame '74 (1st, 1974, Phoenix, 4th)

Born April 6, 1952 in Greenville, SC; 6-9/235; With Rockets: 1979-80

Seasons	G	MIN	FGM-A	PCT	3FGM-A	PCT	FTM-A	PCT	--Rebounds--			AST	PF-D	ST	BL	PTS	AVG	HI
									OFF	DEF	TOT							
HOU -1	29	332	34-64	.531	0-0	.000	33-44	.750	25	54	79	23	39-0	8	9	101	3.5	12

## Iman Shumpert #1

Georgia Tech '11 (1st, 2011, New York, 17th)

Born June 26, 1990 in Oak Park, Illinois; 6-5/215; With Rockets: 2018-19

Seasons	G	MIN	FGM-A	PCT	3FGM-A	PCT	FTM-A	PCT	--Rebounds--			AST	PF-D	ST	BL	PTS	AVG	HI
									OFF	DEF	TOT							
HOU -1	20	382	34-98	.347	21-71	.296	2-4	.500	8	46	54	21	35-0	12	4	91	4.6	10
Playoffs																		
HOU -1	8	109	10-26	.385	8-22	.364	1-4	.250	1	11	12	2	10-0	1	0	29	3.6	11

## Alexey Shved #88

Russia '74 (Undrafted)

Born Dec. 16, 1988 in Belgorod, Russia; 6-6/190; With Rockets: 2014-15

Seasons	G	MIN	FGM-A	PCT	3FGM-A	PCT	FTM-A	PCT	--Rebounds--			AST	PF-D	ST	BL	PTS	AVG	HI
									OFF	DEF	TOT							
HOU -1	9	59	8-24	.333	4-12	.333	9-11	.818	1	3	4	3	2-0	3	0	29	3.2	9

# Rockets All-Time Roster

## Larry Siegfried #20

Ohio State '61 (1st, 1961, Cincinnati, 3rd)

Born May 22, 1939 in Shelby, OH; 6-3/192; With Rockets: 1970-72

Seasons SD/HOU - 2	G	MIN	FGM-A	PCT	3FGM-A	PCT	FTM-A	PCT	Rebounds		AST	PF-D	ST	BL	PTS	AVG	HI
									OFF	DEF							
	63	1896	164-424	.387	-	-	142-167	.850	-	217	366	167-0	-	-	470	7.5	28

## Bobby "Bingo" Smith #32

Tulsa '69 (1st, 1969, ROCKETS, 6th)

Born Feb. 26, 1946 in Memphis, TN; 6-5/212; With Rockets: 1969-70

Seasons SD - 1	G	MIN	FGM-A	PCT	3FGM-A	PCT	FTM-A	PCT	Rebounds		AST	PF-D	ST	BL	PTS	AVG	HI
									OFF	DEF							
	75	1198	242-567	.427	-	-	66-96	.688	-	328	75	119-0	-	-	550	7.3	25

## Greg Smith #4

Western Kentucky '68 (4th, 1968, Milwaukee, 50th)

Born Jan. 28, 1947 in Princeton, KY; 6-5/200; With Rockets: 1971-73

Seasons HOU - 2	G	MIN	FGM-A	PCT	3FGM-A	PCT	FTM-A	PCT	Rebounds		AST	PF-D	ST	BL	PTS	AVG	HI
									OFF	DEF							
	58	1580	217-489	.444	-	-	70-110	.636	-	330	164	175-2	-	-	504	8.7	23

## Greg Smith #0, #4

Fresno State '11 (Undrafted)

Born Jan. 8, 1991 in Vallejo, CA; 6-10/250; With Rockets: 2011-13

Seasons HOU - 3 Playoffs HOU - 1	G	MIN	FGM-A	PCT	3FGM-A	PCT	FTM-A	PCT	Rebounds		AST	PF-D	ST	BL	PTS	AVG	HI	
									OFF	DEF								TOT
	89	1279	195-313	.623	0-1	-	83-135	.615	127	241	368	26	209-2	21	47	473	5.3	21
	5	59	6-9	.667	0-0	-	6-12	.500	7	6	13	0	9-0	2	2	18	3.6	6

## Ishmael Smith #13

Wake Forest '10 (Undrafted)

Born July 5, 1988 in Charlotte, NC; 6-0/175; With Rockets: 2010-11

Seasons HOU - 1	G	MIN	FGM-A	PCT	3FGM-A	PCT	FTM-A	PCT	Rebounds		AST	PF-D	ST	BL	PTS	AVG	HI	
									OFF	DEF								TOT
	28	329	32-83	.386	3-8	.375	7-10	.700	6	36	42	64	26-0	13	2	74	2.6	12

## Josh Smith #5

Oak Hill Academy '04 (1st, 2004, Atlanta, 17th)

Born December 5, 1985 in College Park, GA; 6-9/225; With Rockets: 2014-15, 2016

Seasons HOU - 2 Playoffs HOU - 2	G	MIN	FGM-A	PCT	3FGM-A	PCT	FTM-A	PCT	Rebounds		AST	PF-D	ST	BL	PTS	AVG	HI	
									OFF	DEF								TOT
	78	1825	319-765	.417	86-276	.312	87-169	.515	118	277	395	193	202-2	66	81	811	10.4	21
	21	434	91-207	.440	31-79	.392	32-76	.421	27	71	98	50	48-0	10	18	245	11.7	23

## Kenny Smith #30

North Carolina '87 (1st, 1987, Sacramento, 6th)

Born March 8, 1965 in Queens, NY; 6-3/170; With Rockets: 1990-96

Seasons HOU - 6 Playoffs HOU - 5	G	MIN	FGM-A	PCT	3FGM-A	PCT	FTM-A	PCT	Rebounds		AST	PF-D	ST	BL	PTS	AVG	HI	
									OFF	DEF								TOT
	468	13712	2170-4425	.490	521-1280	.407	1049-1224	.857	170	719	889	2457	699-2	467	42	5910	12.6	41
	68	2043	268-586	.457	117-261	.448	127-150	.847	22	125	147	305	123-0	54	9	780	11.5	32

## Larry Smith #13

Alcorn State '80 (2nd, 1980, Golden State, 24th)

Born Jan. 18, 1958 in Rolling Fork, MS; 6-8/235; With Rockets: 1989-92

Seasons HOU - 3 Playoffs HOU - 2	G	MIN	FGM-A	PCT	3FGM-A	PCT	FTM-A	PCT	Rebounds		AST	PF-D	ST	BL	PTS	AVG	HI	
									OFF	DEF								TOT
	200	4023	279-568	.491	0-3	.000	36-116	.310	589	828	1417	190	589-12	160	57	594	3.0	15
	7	130	7-12	.583	0-1	.000	0-1	.000	13	13	26	9	22-0	5	1	14	2.0	6

## Kirk Snyder #13

Nevada '04 (1st, 2004, Utah, 16th)

Born June 5, 1983 in Los Angeles, CA; 6-6/225; With Rockets: 2006-08

Seasons HOU - 4 Playoffs HOU - 1	G	MIN	FGM-A	PCT	3FGM-A	PCT	FTM-A	PCT	Rebounds		AST	PF-D	ST	BL	PTS	AVG	HI	
									OFF	DEF								TOT
	48	644	79-174	.454	13-53	.245	55-86	.640	22	73	95	47	57-0	12	13	226	4.7	15
	3	9	1-3	.333	0-2	.000	0-0	.000	0	1	1	0	0-0	0	0	2	0.7	2

## Ray Spalding #26

Louisville '18 (2nd, 2018, Philadelphia, 56th)

Born March 11, 1997 in Louisville, KY; 6-10/215; With Rockets: 2020-21

Seasons HOU - 1	G	MIN	FGM-A	PCT	3FGM-A	PCT	FTM-A	PCT	Rebounds		AST	PF-D	ST	BL	PTS	AVG	HI	
									OFF	DEF								TOT
	2-0	19	2-4	.500	0-1	.000	0-2	.000	2	2	4	0	3-0	0	2	4	2.0	2

## Vassilis Spanoulis #10

Greece '04 (2nd, 2004, Dallas, 50th)

Born Aug. 7, 1982 in Larissa, Greece; 6-4/195; With Rockets: 2006-07

Seasons HOU - 1 Playoffs HOU - 1	G	MIN	FGM-A	PCT	3FGM-A	PCT	FTM-A	PCT	Rebounds		AST	PF-D	ST	BL	PTS	AVG	HI	
									OFF	DEF								TOT
	31	272	23-72	.319	5-29	.172	34-42	.810	5	17	22	28	33-1	7	1	85	2.7	13
	1	3	1-2	.500	0-0	.000	2-2	1.000	0	1	1	1	0-0	0	0	4	4.0	4

## Larry Spriggs #35

Howard '81 (4th, 1981, ROCKETS, 81st)

Born Sept. 8, 1959 in Cheverly, MD; 6-7/230; With Rockets: 1981-82

Seasons HOU - 1 Playoffs HOU - 1	G	MIN	FGM-A	PCT	3FGM-A	PCT	FTM-A	PCT	Rebounds		AST	PF-D	ST	BL	PTS	AVG	HI	
									OFF	DEF								TOT
	4	37	7-11	.636	0-0	.000	0-2	.000	2	4	6	4	7-0	2	0	14	3.5	8
	2	9	3-4	.750	0-0	.000	0-1	.000	0	1	1	2	3-0	0	0	6	3.0	4

# Rockets All-Time Roster

## Joe Stephens #41

Born Jan. 28, 1973 in Riverside, CA; 6-7/210; With Rockets: 1996-98

## Arkansas-Little Rock '96 (Undrafted)

Seasons	G	MIN	FGM-A	PCT	3FGM-A	PCT	FTM-A	PCT	Rebounds			AST	PF-D	ST	BL	PTS	AVG	HI
									OFF	DEF	TOT							
HOU - 2	9	46	11-33	.333	4-13	.308	4-6	.667	5	4	9	1	5-0	5	0	30	3.3	5

## Rod Strickland #31

Born July 11, 1966 in Bronx, NY; 6-3/185; With Rockets: 2004-05

## DePaul '88 (1st, 1988, New York, 19th)

Seasons	G	MIN	FGM-A	PCT	3FGM-A	PCT	FTM-A	PCT	Rebounds			AST	PF-D	ST	BL	PTS	AVG	HI
									OFF	DEF	TOT							
HOU - 1	16	196	9-43	.209	1-2	.500	9-10	.900	3	24	27	39	15-0	3	2	28	1.8	5

## John Stroud #42

Born Oct. 29, 1957 in New Albany, MS; 6-7/215; With Rockets: 1980-81

## Mississippi '80 (2nd, 1980, ROCKETS, 27th)

Seasons	G	MIN	FGM-A	PCT	3FGM-A	PCT	FTM-A	PCT	Rebounds			AST	PF-D	ST	BL	PTS	AVG	HI
									OFF	DEF	TOT							
HOU - 1	9	88	11-34	.324	0-0	.000	3-4	.750	7	6	13	9	7-0	1	0	25	2.8	11

## Bob Sura #3

Born March 25, 1973 in Wilkes-Barre, PA; 6-5/200; With Rockets: 2004-07

## Florida State '95 (1st, 1995, Cleveland, 17th)

Seasons	G	MIN	FGM-A	PCT	3FGM-A	PCT	FTM-A	PCT	Rebounds			AST	PF-D	ST	BL	PTS	AVG	HI
									OFF	DEF	TOT							
HOU - 1	61	1922	215-504	.427	55-155	.355	141-188	.750	79	258	337	317	168-2	65	7	626	10.3	35
Playoffs																		
HOU - 1	7	182	20-46	.435	7-13	.538	8-12	.667	6	21	27	14	15-0	7	0	55	7.9	21

## Stromile Swift #4

Born Nov. 21, 1979 in Shreveport, LA; 6-9/228; With Rockets: 2005-06

## Louisiana State '00 (1st, 2000, Vancouver, 2nd)

Seasons	G	MIN	FGM-A	PCT	3FGM-A	PCT	FTM-A	PCT	Rebounds			AST	PF-D	ST	BL	PTS	AVG	HI
									OFF	DEF	TOT							
HOU - 1	66	1344	225-458	.491	0-2	.000	136-209	.651	103	188	291	25	198-3	38	50	586	8.9	26

## Zan Tabak #55

Born June 15, 1970 in Split, Croatia; 7-0/240; With Rockets: 1994-95

## Croatia '91 (2nd, 1991, ROCKETS, 51st)

Seasons	G	MIN	FGM-A	PCT	3FGM-A	PCT	FTM-A	PCT	Rebounds			AST	PF-D	ST	BL	PTS	AVG	HI
									OFF	DEF	TOT							
HOU - 1	37	182	24-53	.453	0-1	.000	27-44	.614	23	34	57	4	37-0	2	7	75	2.0	10
Playoffs																		
HOU - 1	8	31	2-5	.400	0-0	.000	2-2	1.000	1	0	1	1	5-0	1	3	6	0.8	2

## Jae'Sean Tate #8

Born Oct. 28, 1995 in Toledo, OH; 6-4/230; With Rockets: 2020-22

## Ohio State '18 (Undrafted)

Seasons	G	MIN	FGM-A	PCT	3FGM-A	PCT	FTM-A	PCT	Rebounds			AST	PF-D	ST	BL	PTS	AVG	HI
									OFF	DEF	TOT							
HOU - 2	148	4099	679-1354	.501	123-397	.310	232-331	.701	267	527	794	400	286-5	157	77	1713	11.6	32

## Isaiah Taylor #17

Born July 11, 1994 in Hayward, CA; 6-3/170; With Rockets 2016-17

## Texas '16 (Undrafted)

Seasons	G	MIN	FGM-A	PCT	3FGM-A	PCT	FTM-A	PCT	Rebounds			AST	PF-D	ST	BL	PTS	AVG	HI
									OFF	DEF	TOT							
HOU - 1	4	52	1-7	.143	0-2	.000	1-2	.500	1	2	3	3	6-0	1	1	3	0.8	3
Playoffs																		
HOU - 1	3	10	0-2	.000	0-1	.000	0-0	--	1	1	2	1	1-0	0	0	0	0.0	0

## Jeff Taylor #13

Born Jan. 1, 1960 in Blytheville, AR; 6-4/175; With Rockets: 1982-83

## Texas Tech '82 (2nd, 1982, ROCKETS, 42nd)

Seasons	G	MIN	FGM-A	PCT	3FGM-A	PCT	FTM-A	PCT	Rebounds			AST	PF-D	ST	BL	PTS	AVG	HI
									OFF	DEF	TOT							
HOU - 1	44	774	64-160	.400	0-1	.000	30-46	.652	25	53	78	110	82-1	40	15	158	3.6	12

## Jermaine Taylor #8

Born Dec. 8, 1986 in Eustis, FL; 6-4/210; With Rockets: 2009-11

## Central Florida '09 (2nd, 2009, Washington, 32nd)

Seasons	G	MIN	FGM-A	PCT	3FGM-A	PCT	FTM-A	PCT	Rebounds			AST	PF-D	ST	BL	PTS	AVG	HI
									OFF	DEF	TOT							
HOU - 2	39	380	61-151	.404	7-27	.259	38-52	.731	22	33	55	18	19-0	12	5	167	4.3	15

## Maurice Taylor #2

Born Oct. 30, 1976 in Detroit, MI; 6-9/260; With Rockets: 2000-05

## Michigan '97 (1st, 1997, L.A. Clippers, 14th)

Seasons	G	MIN	FGM-A	PCT	3FGM-A	PCT	FTM-A	PCT	Rebounds			AST	PF-D	ST	BL	PTS	AVG	HI
									OFF	DEF	TOT							
HOU - 4	249	6335	1115-2389	.467	3-16	.188	386-534	.723	376	788	1164	330	735-11	109	119	2619	10.5	34
Playoffs																		
HOU - 1	5	115	18-38	.474	0-0	.000	13-17	.765	5	11	16	5	20-0	0	1	49	9.8	16

## Terry Teagle #20, #10

Born April 10, 1960 in Broadus, TX; 6-5/195; With Rockets: 1982-84, 1992-93

## Baylor '82 (1st, 1982, ROCKETS, 16th)

Seasons	G	MIN	FGM-A	PCT	3FGM-A	PCT	FTM-A	PCT	Rebounds			AST	PF-D	ST	BL	PTS	AVG	HI
									OFF	DEF	TOT							
HOU - 3	143	2349	482-1098	.439	17-56	.304	125-171	.731	102	173	275	215	253-1	66	22	1106	7.7	34
Playoffs																		
HOU - 1	5	12	2-5	.400	0-0	.000	0-2	.000	0	0	0	0	1-0	0	0	4	0.8	2

# Rockets All-Time Roster

## Garrett Temple #2

**LSU '09 (Undrafted)**

Born May 8, 1986 in Baton Rouge, LA; 6-6/190; With Rockets: 2009-10

Seasons	G	MIN	FGM-A	PCT	3FGM-A	PCT	FTM-A	PCT	Rebounds			AST	PF-D	ST	BL	PTS	AVG	HI
									OFF	DEF	TOT							
HOU - 1	9	118	13-29	.448	3-12	.250	16-24	.667	2	12	14	7	16-0	4	4	45	5.0	11

## Jason Terry #31

**Arizona '99 (1st, Atlanta; 10th)**

Born September 15, 1977 in Seattle, WA; 6-2/176; With Rockets: 2014-16

Seasons	G	MIN	FGM-A	PCT	3FGM-A	PCT	FTM-A	PCT	Rebounds			AST	PF-D	ST	BL	PTS	AVG	HI
									OFF	DEF	TOT							
HOU - 2	149	2899	339-822	.412	219-584	.375	66-81	.815	29	171	200	250	207-0	113	28	963	6.5	21
Seasons	G	MIN	FGM-A	PCT	3FGM-A	PCT	FTM-A	PCT	OFF	DEF	TOT	AST	PF-D	ST	BL	PTS	AVG	HI
HOU - 2	22	611	70-172	.407	35-101	.347	16-19	.842	7	42	49	54	59-0	17	3	191	8.7	16

## Hasheem Thabeet #32

**Connecticut '09 (1st, 2009, Memphis, 2nd)**

Born Feb. 16, 1987 in Dar es Salaam, Tanzania; 7-3/263; With Rockets: 2010-12

Seasons	G	MIN	FGM-A	PCT	3FGM-A	PCT	FTM-A	PCT	Rebounds			AST	PF-D	ST	BL	PTS	AVG	HI
									OFF	DEF	TOT							
HOU - 2	7	27	3-4	.750	0-0	-	0-0	-	1	6	7	0	8-0	0	3	6	0.9	6

## Daniel Theis #27

**Germany '17 (Undrafted)**

Born April 4, 1992 in Salzgitter, Germany; 6-8/245; With Rockets: 2021-22

Seasons	G	MIN	FGM-A	PCT	3FGM-A	PCT	FTM-A	PCT	Rebounds			AST	PF-D	ST	BL	PTS	AVG	HI
									OFF	DEF	TOT							
HOU - 1	26	584	84-179	.469	23-79	.291	27-40	.675	32	98	130	20	62-0	11	17	218	8.4	22

## Brodrick Thomas #33

**Truman State '20 (Undrafted)**

Born Jan. 28, 1997 in Bolingbrook, IL; 6-5/185; With Rockets: 2020-21

Seasons	G	MIN	FGM-A	PCT	3FGM-A	PCT	FTM-A	PCT	Rebounds			AST	PF-D	ST	BL	PTS	AVG	HI
									OFF	DEF	TOT							
HOU - 1	4	24	2-7	.286	1-6	.167	5-7	.714	1	3	4	4	5-0	1	1	10	2.5	5

## Kenny Thomas #21

**New Mexico '99 (1st, 1999, ROCKETS, 22nd)**

Born July 25, 1977 in Atlanta, GA; 6-7/261; With Rockets: 1999-2003

Seasons	G	MIN	FGM-A	PCT	3FGM-A	PCT	FTM-A	PCT	Rebounds			AST	PF-D	ST	BL	PTS	AVG	HI
									OFF	DEF	TOT							
HOU - 4	238	6687	896-2015	.445	57-230	.248	485-716	.677	472	1035	1507	366	589-9	195	137	2334	9.8	31

## Khyri Thomas #20

**Creighton '18 (2nd, 2018, Philadelphia, 38th)**

Born May 8, 1996; 6-3/210; With Rockets: 2021

Seasons	G	MIN	FGM-A	PCT	3FGM-A	PCT	FTM-A	PCT	Rebounds			AST	PF-D	ST	BL	PTS	AVG	HI
									OFF	DEF	TOT							
HOU - 1	5	153	32-66	.485	9-27	.333	9-9	1.000	7	11	18	25	8-0	9	6	82	16.4	27

## Bernard Thompson #25

**Fresno State '84 (1st, 1984, Portland, 19th)**

Born Aug. 30, 1962 in Phoenix, AZ; 6-6/210; With Rockets: 1988-89

Seasons	G	MIN	FGM-A	PCT	3FGM-A	PCT	FTM-A	PCT	Rebounds			AST	PF-D	ST	BL	PTS	AVG	HI
									OFF	DEF	TOT							
HOU - 1	23	222	20-59	.339	0-2	.000	22-26	.846	9	19	28	13	33-0	13	1	62	2.7	10

## Otis Thorpe #33

**Providence '84 (1st, 1984, Kansas City, 9th)**

Born Aug. 5, 1962 in Boynton Beach, FL; 6-10/240; With Rockets: 1988-95

Seasons	G	MIN	FGM-A	PCT	3FGM-A	PCT	FTM-A	PCT	Rebounds			AST	PF-D	ST	BL	PTS	AVG	HI	
									OFF	DEF	TOT								
HOU - 7	518	18631	3215-5747	.559	3-33	.091	1744-2604	.670	1705	3305	5010	1338	1703-33	404	178	8177	15.8	40	
Playoffs	HOU - 5	46	1705	257-429	.599	1-2	.500	111-175	634	131	278	409	112	158-3	31	12	626	13.6	28

## Marcus Thornton #10

**LSU '09 (2nd, 2009, Miami, 43rd)**

Born June 5, 1987 in Baton Rouge, LA; 6-4/205; With Rockets 2015-16

Seasons	G	MIN	FGM-A	PCT	3FGM-A	PCT	FTM-A	PCT	Rebounds			AST	PF-D	ST	BL	PTS	AVG	HI
									OFF	DEF	TOT							
HOU - 1	47	885	174-435	.400	73-216	.338	51-58	.879	31	84	115	66	73-10	34	3	472	10.0	32

## Sedale Threatt #2

**West Virginia Tech '83 (6th, 1983, Philadelphia, 139th)**

Born Sept. 10, 1961 in Atlanta, GA; 6-2/185; With Rockets: 1996-97

Seasons	G	MIN	FGM-A	PCT	3FGM-A	PCT	FTM-A	PCT	Rebounds			AST	PF-D	ST	BL	PTS	AVG	HI	
									OFF	DEF	TOT								
HOU - 1	21	334	28-74	.378	8-20	.400	6-8	.750	5	19	24	40	29-0	15	3	70	3.3	15	
Playoffs	HOU - 1	16	266	22-56	.393	9-30	.300	6-8	.750	2	15	17	48	35-0	6	4	59	3.7	9

## Rudy Tomjanovich #45

**Michigan '70 (1st, 1970, ROCKETS, 2nd)**

Born Nov. 24, 1948 in Hamtramck, MI; 6-8/220; With Rockets: 1970-81 (#45 retired)

Seasons	G	MIN	FGM-A	PCT	3FGM-A	PCT	FTM-A	PCT	Rebounds			AST	PF-D	ST	BL	PTS	AVG	HI	
									OFF	DEF	TOT								
SD/HOU-11	768	25714	5630-11240	.501	34-130	.262	2089-2666	.784			6198	1573	1937-8	374	175	13383	17.4	42	
Playoffs	HOU - 5	37	1041	213-436	.489	1-10	.100	84-109	.771	67	122	189	59	78-1	11	8	511	13.8	30

## Oscar Torres #18

**Venezuela '01 (Undrafted)**

Born Dec. 18, 1976 in Caracas, Venezuela; 6-6/210; With Rockets: 2001-02

Seasons	G	MIN	FGM-A	PCT	3FGM-A	PCT	FTM-A	PCT	Rebounds			AST	PF-D	ST	BL	PTS	AVG	HI
									OFF	DEF	TOT							
HOU - 1	65	1075	135-341	.396	37-126	.294	82-105	.781	47	75	122	40	64-0	25	9	389	6.0	28

History

# Rockets All-Time Roster

## John Q. Trapp #31

UNLV '68 (2nd, 1968, ROCKETS, 15th)

Born Oct. 2, 1945 in Detroit, MI; 6-7/215; With Rockets: 1968-71

Seasons	G	MIN	FGM-A	PCT	3FGM-A	PCT	FTM-A	PCT	Rebounds			AST	PF-D	ST	BL	PTS	AVG	HI
									OFF	DEF	TOT							
SD - 3	177	3247	536-1280	.419	3	-	233-321	.726	-	-	868	192	575-19	-	-	1305	7.4	25

## Jake Tsakalidis #25

Greece '00 (1st, 2000, Phoenix, 25th)

Born June 10, 1979 in Rustavi, Republic of Georgia; 7-2/290; With Rockets: 2006-07

Seasons	G	MIN	FGM-A	PCT	3FGM-A	PCT	FTM-A	PCT	Rebounds			AST	PF-D	ST	BL	PTS	AVG	HI
									OFF	DEF	TOT							
HOU - 1	13	132	9-22	.409	0-0	.000	12-15	.800	18	22	40	3	17-0	1	1	30	2.3	7
Playoffs																		
HOU - 1	1	3	0-0	.000	0-0	.000	2-2	1.000	1	3	4	0	0-0	0	0	2	2.0	2

## P.J. Tucker #4, #17

Texas '06 (2nd, 2006, Toronto, 35th)

Born May 5, 1985 in Raleigh, NC; 6-6/245; With Rockets 2017-21

Seasons	G	MIN	FGM-A	PCT	3FGM-A	PCT	FTM-A	PCT	Rebounds			AST	PF-D	ST	BL	PTS	AVG	HI
									OFF	DEF	TOT							
HOU - 4	268	8509	604-1521	.397	395-1082	.365	141-190	.742	359	1201	1560	333	777-5	316	119	1744	6.5	22
Playoffs																		
HOU - 3	40	1409	127-284	.447	86-199	.432	31-41	.756	65	214	279	59	128-0	43	24	371	9.3	22

## Andre Turner #13

Memphis State '86 (3rd, 1986, L.A. Lakers, 69th)

Born Dec. 13, 1964 in Memphis, TN; 5-11/160; With Rockets: 1987-88

Seasons	G	MIN	FGM-A	PCT	3FGM-A	PCT	FTM-A	PCT	Rebounds			AST	PF-D	ST	BL	PTS	AVG	HI
									OFF	DEF	TOT							
HOU - 1	12	99	12-34	.353	1-7	.143	10-14	.714	4	4	8	23	13-0	7	1	35	2.9	8

## John Turner #40

Phillips [OK] '91 (1st, 1991, ROCKETS, 20th)

Born Nov. 30, 1967 in Glenarden, MD; 6-8/245; With Rockets: 1991-92

Seasons	G	MIN	FGM-A	PCT	3FGM-A	PCT	FTM-A	PCT	Rebounds			AST	PF-D	ST	BL	PTS	AVG	HI
									OFF	DEF	TOT							
HOU - 1	42	345	43-98	.439	0-0	.000	31-59	.525	38	40	78	12	40-0	6	4	117	2.8	15

## John Vallely #33

UCLA '70 (1st, 1970, Atlanta, 14th)

Born Oct. 3, 1948; 6-3/180; With Rockets: 1971-72

Seasons	G	MIN	FGM-A	PCT	3FGM-A	PCT	FTM-A	PCT	Rebounds			AST	PF-D	ST	BL	PTS	AVG	HI
									OFF	DEF	TOT							
HOU - 1	40	256	49-128	.383	-	-	17-25	.680	-	-	21	28	37-0	-	-	115	2.9	19

## Von Wafer #13

Florida State '05 (2nd, 2005, L.A. Lakers, 39th)

Born July 21, 1985 in Homer, LA; 6-5/210; With Rockets: 2008-09

Seasons	G	MIN	FGM-A	PCT	3FGM-A	PCT	FTM-A	PCT	Rebounds			AST	PF-D	ST	BL	PTS	AVG	HI
									OFF	DEF	TOT							
HOU - 1	63	1225	229-512	.447	64-164	.390	88-117	.752	19	94	113	71	71-0	40	8	610	9.7	23
Playoffs																		
HOU - 1	13	181	39-92	.424	9-22	.409	19-22	.864	0	12	12	9	11-0	2	1	106	8.2	21

## Granville Waiters #31

Ohio State '83 (2nd, 1983, Portland, 39th)

Born Jan. 8, 1961 in Columbus, OH; 6-11/225; With Rockets: 1985-86

Seasons	G	MIN	FGM-A	PCT	3FGM-A	PCT	FTM-A	PCT	Rebounds			AST	PF-D	ST	BL	PTS	AVG	HI
									OFF	DEF	TOT							
HOU - 1	43	156	13-39	.333	0-1	.000	1-6	.167	15	13	28	8	30-0	4	10	27	0.6	6
Playoffs																		
HOU - 1	11	26	4-7	.571	0-0	.000	0-0	.000	2	3	5	0	3-0	1	3	8	0.7	4

## Jimmy Walker #11

Providence '67 (1st, 1967, Detroit, 1st)

Born April 8, 1944 in Amherst, VA; 6-3/205; With Rockets: 1972-74

Seasons	G	MIN	FGM-A	PCT	3FGM-A	PCT	FTM-A	PCT	Rebounds			AST	PF-D	ST	BL	PTS	AVG	HI
									OFF	DEF	TOT							
HOU - 2	84	3117	612-1313	.466	-	-	244-277	.881	-	-	270	446	211-0	-	-	1468	17.5	32

## Wally Walker #42

Virginia '76 (1st, 1976, Portland, 5th)

Born July 18, 1954 in Millersville, PA; 6-7/210; With Rockets: 1982-84

Seasons	G	MIN	FGM-A	PCT	3FGM-A	PCT	FTM-A	PCT	Rebounds			AST	PF-D	ST	BL	PTS	AVG	HI
									OFF	DEF	TOT							
HOU - 2	140	2863	480-1047	.458	3-10	.300	78-134	.582	163	302	465	254	267-3	54	26	1041	7.4	23

## John Wall #1

Kentucky '10 (1st, 2010, Washington, 1st)

Born Sept. 6, 1990 in Raleigh, NC; 6-4/210; With Rockets: 2020-21

Seasons	G	MIN	FGM-A	PCT	3FGM-A	PCT	FTM-A	PCT	Rebounds			AST	PF-D	ST	BL	PTS	AVG	HI
									OFF	DEF	TOT							
HOU - 1	40	1288	293-726	.404	79-249	.317	158-211	.749	17	112	129	275	46-0	42	31	823	20.6	36

## Charlie Ward #17

Florida State '94 (1st, 1994, New York, 26th)

Born Oct. 12, 1970 in Tallahassee, FL; 6-2/185; With Rockets: 2004-05

Seasons	G	MIN	FGM-A	PCT	3FGM-A	PCT	FTM-A	PCT	Rebounds			AST	PF-D	ST	BL	PTS	AVG	HI
									OFF	DEF	TOT							
HOU - 1	14	360	24-77	.312	16-51	.314	11-13	.846	6	33	39	43	22-0	15	0	75	5.4	14

## Jim Ware #27

Oklahoma City '66 (3rd, 1966, Cincinnati, 26th)

Born May 2, 1944 in Natchez, MS; 6-7/210; With Rockets: 1967-68

Seasons	G	MIN	FGM-A	PCT	3FGM-A	PCT	FTM-A	PCT	Rebounds			AST	PF-D	ST	BL	PTS	AVG	HI
									OFF	DEF	TOT							
SD - 1	30	228	25-97	.258	-	-	23-34	.676	-	-	77	7	28-1	-	-	73	2.4	8

History

# Rockets All-Time Roster

## Don "Slick" Watts #00

Born July 22, 1951 in Rolling Fork, MS; 6-1/175; With Rockets: 1978-79

Seasons	G	MIN	FGM-A	PCT	3FGM-A	PCT	FTM-A	PCT	Rebounds		AST	PF-D	ST	BL	PTS	AVG	HI	
									OFF	DEF								
HOU - 1	61	1046	92-227	.405	-	-	41-67	.612	35	68	103	243	143-1	73	14	225	3.7	16
Playoffs																		
HOU - 1	2	43	6-15	.400	-	-	2-3	.667	4	3	7	7	8-0	4	1	14	7.0	8

## Xavier [LA] '73 (Undrafted)

## Clarence Weatherspoon #30

Born Sept. 8, 1970 in Crawford, MS; 6-7/270; With Rockets: 2003-05

Seasons	G	MIN	FGM-A	PCT	3FGM-A	PCT	FTM-A	PCT	Rebounds		AST	PF-D	ST	BL	PTS	AVG	HI	
									OFF	DEF								
HOU - 2	77	1177	133-285	.467	0-1	.000	64-88	.727	95	181	276	34	130-1	31	19	330	4.3	16
Playoffs																		
HOU - 2	3	23	2-5	.400	0-0	.000	3-6	.500	2	2	4	0	4-0	0	0	7	2.3	4

## Southern Miss '92 (1st, 1992, Philadelphia, 9th)

## Brianté Weber #0

Born Dec. 29, 1992 in Chesapeake, VA; 6-2/165; With Rockets: 2017-18

Seasons	G	MIN	FGM-A	PCT	3FGM-A	PCT	FTM-A	PCT	Rebounds		AST	PF-D	ST	BL	PTS	AVG	HI	
									OFF	DEF								
HOU - 1	13	118	9-22	.409	4-9	.444	4-4	1.000	3	15	18	13	18-0	10	3	26	2.0	9

## Virginia Commonwealth '15 (Undrafted)

## Bonzi Wells #6

Born Sept. 28, 1976 in Muncie, IN; 6-5/210; With Rockets: 2006-08

Seasons	G	MIN	FGM-A	PCT	3FGM-A	PCT	FTM-A	PCT	Rebounds		AST	PF-D	ST	BL	PTS	AVG	HI	
									OFF	DEF								
HOU - 2	79	1714	260-619	.420	9-45	.200	157-256	.613	89	291	380	111	175-0	75	37	686	8.7	27

## Ball State '98 (1st, 1998, Detroit, 11th)

## Owen Wells #30

Born Dec. 9, 1950 in Providence, RI; 6-7/200; With Rockets: 1974-75

Seasons	G	MIN	FGM-A	PCT	3FGM-A	PCT	FTM-A	PCT	Rebounds		AST	PF-D	ST	BL	PTS	AVG	HI	
									OFF	DEF								
HOU - 1	33	214	42-100	.420	-	-	15-22	.682	12	23	35	22	38-0	9	3	99	3.0	12
Playoffs																		
HOU - 1	4	5	3-5	.600	-	-	0-0	.000	0	1	1	1	1-0	0	0	6	1.5	2

## Detroit '74 (5th, 1974, ROCKETS, 77th)

## David Wesley #7

Born Nov. 14, 1970 in San Antonio, TX; 6-1/205; With Rockets: 2004-06

Seasons	G	MIN	FGM-A	PCT	3FGM-A	PCT	FTM-A	PCT	Rebounds		AST	PF-D	ST	BL	PTS	AVG	HI	
									OFF	DEF								
HOU - 2	125	4212	427-1059	.403	189-506	.374	246-300	.820	50	271	321	360	362-5	120	14	1289	10.3	26
Playoffs																		
HOU - 1	7	280	19-54	.352	10-21	.476	9-13	.692	4	17	21	23	20-0	9	1	57	8.1	17

## Baylor '92 (Undrafted)

## Russell Westbrook #0

Born Nov. 12, 1988 in Long Beach, CA; 6-3/200; With Rockets 2019-20

Seasons	G	MIN	FGM-A	PCT	3FGM-A	PCT	FTM-A	PCT	Rebounds		AST	PF-D	ST	BL	PTS	AVG	HI	
									OFF	DEF								
HOU - 1	57	2049	604-1261	.472	55-213	.258	290-380	.763	290	380	763	100	200-2	351	93	1553	27.2	45
Playoffs																		
HOU - 1	8	262	59-140	.421	8-33	.242	17-32	.531	11	45	56	37	23-0	12	2	143	17.9	30

## UCLA '08 (1st, 2008, Seattle, 4th)

## James White #8

Born Oct. 21, 1982 in Washington, DC; 6-7/200; With Rockets: 2008-09

Seasons	G	MIN	FGM-A	PCT	3FGM-A	PCT	FTM-A	PCT	Rebounds		AST	PF-D	ST	BL	PTS	AVG	HI	
									OFF	DEF								
HOU - 4	4	11	3-5	.600	1-2	.500	0-0	.000	0	0	0	1	2-0	1	1	7	1.8	5
Playoffs																		
HOU - 1	5	12	3-9	.333	1-2	.500	0-0	.000	1	0	1	0	0-0	0	0	7	1.4	4

## Cincinnati '06 (2nd, 2006, Portland, 31st)

## Rudy White #32

Born June 23, 1953 in Silver City, NM; 6-2/195; With Rockets: 1975-80

Seasons	G	MIN	FGM-A	PCT	3FGM-A	PCT	FTM-A	PCT	Rebounds		AST	PF-D	ST	BL	PTS	AVG	HI	
									OFF	DEF								
HOU - 4	108	977	133-317	.420	0-0	.000	57-81	.704	34	75	109	92	103-0	43	6	323	3.0	14
Playoffs																		
HOU - 1	1	2	1-3	.333	0-0	.000	0-0	.000	1	0	1	0	0-0	1	0	2	2.0	2

## Arizona State '75 (3rd, 1975, ROCKETS, 47th)

## Mitchell Wiggins #15

Born Sept. 28, 1959 in Lenoir County, NC; 6-4/185; With Rockets: 1984-87, 1989-90

Seasons	G	MIN	FGM-A	PCT	3FGM-A	PCT	FTM-A	PCT	Rebounds		AST	PF-D	ST	BL	PTS	AVG	HI	
									OFF	DEF								
HOU - 4	258	5413	1109-2349	.472	7-43	.163	423-551	.768	404	409	813	400	597-3	271	22	2648	10.3	34
Playoffs																		
HOU - 3	29	539	105-212	.495	0-3	.000	23-31	.742	45	48	93	34	55-0	19	3	233	8.0	24

## Florida State '83 (1st, 1983, Indiana, 23rd)

## Mike Wilks #29

Born May 7, 1979 in Milwaukee, WI; 5-10/186; With Rockets: 2003-04

Seasons	G	MIN	FGM-A	PCT	3FGM-A	PCT	FTM-A	PCT	Rebounds		AST	PF-D	ST	BL	PTS	AVG	HI	
									OFF	DEF								
HOU - 1	26	145	17-36	.472	6-10	.600	10-12	.833	3	13	16	17	15-0	3	0	50	1.9	13
Playoffs																		
HOU - 1	2	5	0-0	.000	0-0	.000	0-0	.000	0	0	0	1	0-0	0	0	0	0.0	0

## Rice '01 (Undrafted)



# Rockets All-Time Roster

## Art "Hambone" Williams #14

Cal Poly-Pomona '63 (Undrafted)

Born Sept. 29, 1939 in Bonham, TX; 6-1/190; With Rockets: 1967-70

Seasons	G	MIN	FGM-A	PCT	3FGM-A	PCT	FTM-A	PCT	Rebounds			AST	PF-D	ST	BL	PTS	AVG	HI
									OFF	DEF	TOT							
SD - 3	238	5271	681-1774	.384	-	-	306-432	.708	-	-	942	1418	610-0	-	-	1668	7.0	26
Playoffs																		
SD - 1	6	102	12-25	.480	-	-	3-7	.429	-	-	17	32	15-0	-	-	27	4.5	12

## Bernie Williams #18, #35

LaSalle '69 (2nd, 1969, ROCKETS, 21st)

Born Dec. 30, 1945 in Washington, DC; 6-3/175; With Rockets: 1969-71

Seasons	G	MIN	FGM-A	PCT	3FGM-A	PCT	FTM-A	PCT	Rebounds			AST	PF-D	ST	BL	PTS	AVG	HI
									OFF	DEF	TOT							
SD - 2	128	1936	363-979	.371	-	-	164-203	.808	-	-	240	278	200-1	-	-	890	7.0	34

## Justin Williams #30

Wyoming '06 (Undrafted)

Born May 12, 1984 in Chicago, IL; 6-10/260; With Rockets: 2007-08

Seasons	G	MIN	FGM-A	PCT	3FGM-A	PCT	FTM-A	PCT	Rebounds			AST	PF-D	ST	BL	PTS	AVG	HI
									OFF	DEF	TOT							
HOU - 1	1	6	1-3	.333	0-0	.000	1-4	.250	1	0	1	0	3-0	0	0	3	3.0	3

## Lou Williams #12

South Gwinnett (GA) H.S. '05 (2nd, 2005, Philadelphia, 45th)

Born Oct. 27, 1986 in Snellville, GA; 6-1/175; With Rockets 2016-17

Seasons	G	MIN	FGM-A	PCT	3FGM-A	PCT	FTM-A	PCT	Rebounds			AST	PF-D	ST	BL	PTS	AVG	HI
									OFF	DEF	TOT							
HOU - 1	23	591	102-264	.386	41-129	.318	98-113	.867	12	58	70	56	25-0	15	9	343	14.9	31
Playoffs																		
HOU - 1	11	272	50-118	.424	12-39	.308	26-29	.897	7	23	30	14	17-0	7	1	138	12.5	22

## Terrence Williams #1

Louisville '09 (1st, 2009, New Jersey, 11th)

Born June 28, 1987 in Seattle, WA; 6-6/220; With Rockets: 2010-12

Seasons	G	MIN	FGM-A	PCT	3FGM-A	PCT	FTM-A	PCT	Rebounds			AST	PF-D	ST	BL	PTS	AVG	HI
									OFF	DEF	TOT							
HOU - 2	23	265	34-99	.343	10-29	.345	15-23	.652	3	40	43	17	20-0	8	1	93	4.0	13

## Troy Williams #14, #5

Indiana '16 (Undrafted)

Born Dec. 30, 1994 in Hampton, VA; 6-7/218; With Rockets 2016-17

Seasons	G	MIN	FGM-A	PCT	3FGM-A	PCT	FTM-A	PCT	Rebounds			AST	PF-D	ST	BL	PTS	AVG	HI
									OFF	DEF	TOT							
HOU - 2	10	156	24-53	.453	8-26	.308	7-10	.700	10	18	28	7	20-0	4	1	63	6.3	21
Playoffs																		
HOU - 1	5	19	0-9	.000	0-5	.000	1-2	.500	2	5	7	1	0	0	0	1	0.2	1

## Walt Williams #42

Maryland '92 (1st, 1992, Sacramento, 7th)

Born April 16, 1970 in Washington, DC; 6-8/230; With Rockets: 1999-2002

Seasons	G	MIN	FGM-A	PCT	3FGM-A	PCT	FTM-A	PCT	Rebounds			AST	PF-D	ST	BL	PTS	AVG	HI
									OFF	DEF	TOT							
HOU - 3	196	4559	680-1590	.428	278-692	.402	238-300	.793	137	576	713	323	449-4	97	82	1876	9.6	31

## Kevin Willis #42, #43

Michigan State '84 (1st, 1984, Atlanta, 11th)

Born Sept. 6, 1962 in Los Angeles, CA; 7-0/245; With Rockets: 1996-98, 2001-02

Seasons	G	MIN	FGM-A	PCT	3FGM-A	PCT	FTM-A	PCT	Rebounds			AST	PF-D	ST	BL	PTS	AVG	HI
									OFF	DEF	TOT							
HOU - 3	208	5357	1006-2053	.490	3-22	.136	447-594	.753	483	1056	1539	163	549-2	122	93	2462	11.8	33
Playoffs																		
HOU - 2	21	463	60-150	.400	0-2	.000	38-54	.704	40	88	128	16	68-0	17	7	158	7.5	18

## Bill Willoughby #32

Englewood Morrow [NJ] H.S. '75 (2nd, 1975, Atlanta, 19th)

Born May 20, 1957 in Englewood, NJ; 6-8/205; With Rockets: 1980-82

Seasons	G	MIN	FGM-A	PCT	3FGM-A	PCT	FTM-A	PCT	Rebounds			AST	PF-D	ST	BL	PTS	AVG	HI
									OFF	DEF	TOT							
HOU - 2	124	2620	390-751	.519	3-7	.429	105-141	.745	181	310	491	139	248-1	49	90	888	7.2	21
Playoffs																		
HOU - 2	21	434	43-118	.364	0-1	.000	32-42	.762	30	61	91	23	43-0	14	19	118	5.6	14

## D.J. Wilson #00

Michigan '17 (1st, 2017, Michigan, 17th)

Born Feb. 19, 1996 in Mount Shasta, CA; 6-10/224; With Rockets: 2021

Seasons	G	MIN	FGM-A	PCT	3FGM-A	PCT	FTM-A	PCT	Rebounds			AST	PF-D	ST	BL	PTS	AVG	HI
									OFF	DEF	TOT							
HOU - 1	23	328	52-125	.416	20-59	.339	116-23	.696	17	70	87	20	31-0	10	12	140	6.1	25

## Kyle Wiltjer #30

Gonzaga '16 (Undrafted)

Born Oct. 20, 1992 in Portland, OR; 6-10/240; With Rockets: 2016-17

Seasons	G	MIN	FGM-A	PCT	3FGM-A	PCT	FTM-A	PCT	Rebounds			AST	PF-D	ST	BL	PTS	AVG	HI
									OFF	DEF	TOT							
HOU - 1	14	44	4-14	.286	4-13	.308	1-2	.500	4	6	10	2	4-0	3	1	13	0.9	7
Playoffs																		
HOU - 1	1	5	1-1	1.000	1-1	1.000	0-0	--	0	0	0	0	0-0	0	0	3	3.0	3

## Kennard Winchester #20

Averett [VA] '89 (Undrafted)

Born Sept. 3, 1966 in Chestertown, MD; 6-5/212; With Rockets: 1990-92, 1992-93

Seasons	G	MIN	FGM-A	PCT	3FGM-A	PCT	FTM-A	PCT	Rebounds			AST	PF-D	ST	BL	PTS	AVG	HI
									OFF	DEF	TOT							
HOU - 3	107	964	160-387	.413	12-39	.308	52-67	.776	51	65	116	38	111-0	26	23	384	3.6	18

History

# Rockets All-Time Roster

## Dave Wohl #11

Born Nov. 2, 1949 in Flushing, NY; 6-2/185; With Rockets: 1973-77

Seasons	G	MIN	FGM-A	PCT	3FGM-A	PCT	FTM-A	PCT	Rebounds			AST	PF-D	ST	BL	PTS	AVG	HI
									OFF	DEF	TOT							
HOU - 4	165	2933	337-769	.438	-	-	154-201	.766	40	150	190	576	378-6	144	11	828	5.0	29
Playoffs																		
HOU - 1	4	8	3-3	1.000	-	-	0-0	.000	0	1	1	2	2-0	1	0	6	1.5	4

## Pennsylvania '71 (3rd, 1971, Philadelphia, 46th)

## Christian Wood #35

Born Sept. 27, 1995 in Long Beach, CA; 6-10/223; With Rockets: 2020-22

Seasons	G	MIN	FGM-A	PCT	3FGM-A	PCT	FTM-A	PCT	Rebounds			AST	PF-D	ST	BL	PTS	AVG	HI
									OFF	DEF	TOT							
HOU - 2	109	3420	769-1518	.507	208-542	.384	332-530	.626	186	895	1081	226	259-0	88	113	2078	19.1	38

## UNLV ' 15 (Undrafted)

## David Wood #10

Born Nov. 30, 1964 in Spokane, WA; 6-9/228; With Rockets: 1990-91

Seasons	G	MIN	FGM-A	PCT	3FGM-A	PCT	FTM-A	PCT	Rebounds			AST	PF-D	ST	BL	PTS	AVG	HI
									OFF	DEF	TOT							
HOU - 1	82	1421	148-349	.424	28-90	.311	108-133	.812	107	139	246	94	236-4	58	16	432	5.3	27
Playoffs																		
HOU - 1	3	44	2-3	.667	1-1	1.000	2-4	.500	1	4	5	3	8-0	3	0	7	2.3	5

## Nevada-Reno '87 (Undrafted)

## Loren Woods #33

Born June 21, 1978 in St. Louis, MO; 7-2/260; With Rockets: 2007-08

Seasons	G	MIN	FGM-A	PCT	3FGM-A	PCT	FTM-A	PCT	Rebounds			AST	PF-D	ST	BL	PTS	AVG	HI
									OFF	DEF	TOT							
HOU - 1	7	17	3-5	.600	0-0	.000	0-0	.000	0	1	1	2	2-0	0	0	6	0.9	4
Playoffs																		
HOU - 1	1	1	1-1	1.000	0-0	.000	0-0	.000	1	0	1	0	0-0	0	0	2	2.0	2

## Arizona '01 (2nd, 2001, Minnesota, 46th)

## Mike Woodson #42

Born March 24, 1958 in Indianapolis, IN; 6-5/198; With Rockets: 1988-91

Seasons	G	MIN	FGM-A	PCT	3FGM-A	PCT	FTM-A	PCT	Rebounds			AST	PF-D	ST	BL	PTS	AVG	HI
									OFF	DEF	TOT							
HOU - 3	153	3356	591-1395	.424	44-136	.324	267-335	.797	78	215	293	282	306-2	136	33	1493	9.8	29
Playoffs																		
HOU - 2	5	143	18-52	.346	3-10	.300	10-12	.833	4	5	9	20	8-0	4	2	49	9.8	15

## Indiana '80 (1st, 1980, New York, 12th)

## Brandon Wright #32

Born Oct. 5, 1987 in Nashville, TN; 6-10/210; With Rockets: 2018

Seasons	G	MIN	FGM-A	PCT	3FGM-A	PCT	FTM-A	PCT	Rebounds			AST	PF-D	ST	BL	PTS	AVG	HI
									OFF	DEF	TOT							
HOU - 1	1	15	2-3	.667	0-0	-	0-0	.000	1	1	2	0	3-0	0	1	4	4.0	4

## North Carolina '07 (1st, 2007, Charlotte, 8th)

## Yao Ming #11

Born Sept. 12, 1980 in Shanghai, China; 7-6/310; With Rockets: 2002-11

Seasons	G	MIN	FGM-A	PCT	3FGM-A	PCT	FTM-A	PCT	Rebounds			AST	PF-D	ST	BL	PTS	AVG	HI
									OFF	DEF	TOT							
HOU - 9	486	15818	3380-6445	.524	2-10	.200	2485-2984	.833	1233	3261	4494	769	1596-22	189	920	9247	19.0	41
Playoffs																		
HOU - 4	28	988	195-376	.519	0-0	.000	165-198	.833	76	185	261	29	105-3	9	42	555	19.8	33

## China '02 (1st, 2002, ROCKETS, 1st)

## Zhou Qi #9

Born Jan. 16, 1996 in Xinxiang, China; 7-1/210; With Rockets: 2017-10

Seasons	G	MIN	FGM-A	PCT	3FGM-A	PCT	FTM-A	PCT	Rebounds			AST	PF-D	ST	BL	PTS	AVG	HI
									OFF	DEF	TOT							
HOU - 2	19	125	7-33	.212	2-19	.105	8-12	.667	6	16	22	2	14-0	2	14	24	1.3	6
Playoffs																		
HOU - 1	3	6	1-1	1.000	0-0	-	0-0	-	0	1	1	0	0-0	0	0	2	0.7	2

## China '16 (2nd, 2016, ROCKETS, 43rd)

**BE MORE**  
**— THAN A —**  
**FAN**



**SOCIOS** com



OFFICIAL PARTNER OF THE HOUSTON ROCKETS

# Playoffs



# Rockets in the Playoffs

**34 Years, Won 158, Lost 164 (.491) — Series: 62, Won 30, Lost 32**  
**Home: 98-58 (.628), Road: 55-99 (.357), Neutral: 5-7 (.417)**

Opponent	W-L	Home	Road	Series
<b>Atlanta</b>	<b>2-6</b>	<b>2-2</b>	<b>0-4</b>	<b>0-2</b>
Years Played: 1969, 1979 Last Meeting: April 13, 1979, at Atlanta (Hawks 100-91, Series: Atlanta 2-0)				
<b>Boston</b>	<b>5-16</b>	<b>4-6</b>	<b>1-10</b>	<b>0-4</b>
Years Played: 1975, 1980, 1981, 1986 Last Meeting: June 8, 1986, at Boston (Celtics 114-97, Series: Boston 4-2)				
<b>Dallas</b>	<b>8-8</b>	<b>4-4</b>	<b>4-4</b>	<b>1-2</b>
Years Played: 1988, 2005, 2015 Last Meeting: Apr. 28, 2015, at Toyota Center (Rockets 103-94, Series: Rockets 4-1)				
<b>Denver</b>	<b>4-2</b>	<b>3-0</b>	<b>1-2</b>	<b>1-0</b>
Year Played: 1986 Last Meeting: May 8, 1986, at Denver (Rockets 126-122, 2OT, Series: Houston 4-2)				
<b>Golden State</b>	<b>7-16</b>	<b>6-5</b>	<b>1-10</b>	<b>0-3</b>
Year Played: 2015, 2016, 2018, 2019 Last Meeting: May 10, 2019, at Toyota Center (Warriors 118-113), Series: Warriors 4-2)				
<b>L.A. Clippers</b>	<b>7-5</b>	<b>5-2</b>	<b>2-3</b>	<b>2-0</b>
Year Played: 1993, 2015 Last Meeting: May 17, 2015, at Toyota Center (Rockets 113-100, Series: Houston 4-3)				
<b>L.A. Lakers</b>	<b>16-24</b>	<b>9-6</b>	<b>6-14</b>	<b>3-6</b>
Years Played: 1981, 1986, 1990, 1991, 1996, 1999, 2004, 2009, 2020 Last Meeting: Sept. 12, 2020 (Lakers 119-96, Series: L.A. Lakers 4-1)				
<b>Minnesota</b>	<b>7-1</b>	<b>5-0</b>	<b>2-1</b>	<b>2-0</b>
Year Played: 1997, 2018 Last Meeting: April 25, 2018, at Toyota Center (Rockets 122-104, Series: Houston 4-1)				
<b>New York</b>	<b>6-4</b>	<b>5-1</b>	<b>1-3</b>	<b>2-0</b>
Years Played: 1975, 1994 Last Meeting: June 22, 1994, at The Summit (Rockets 90-84, Series: Houston 4-3)				

Opponent	W-L	Home	Road	Series
<b>Oklahoma City</b>	<b>21-28</b>	<b>12-9</b>	<b>5-16</b>	<b>3-6</b>
Years Played: 1982, 1987, 1989, 1993, 1996, 1997, 2013, 2017, 2020 Last Meeting: Sept. 2, 2020 (Rockets 104-102, Series: Houston 4-3)				
<b>Orlando</b>	<b>4-0</b>	<b>2-0</b>	<b>2-0</b>	<b>1-0</b>
Year Played: 1995 Last Meeting: June 14, 1995, at The Summit (Rockets 113-101, Series: Houston 4-0)				
<b>Philadelphia</b>	<b>2-4</b>	<b>1-2</b>	<b>1-2</b>	<b>0-1</b>
Year Played: 1977 Last Meeting: May 17, 1977, at The Summit (76ers 112-109, Series: Philadelphia 4-2)				
<b>Phoenix</b>	<b>8-6</b>	<b>4-3</b>	<b>4-3</b>	<b>2-0</b>
Years Played: 1994, 1995 Last Meeting: May 20, 1995, at Phoenix (Rockets 115-114, Series: Houston 4-3)				
<b>Portland</b>	<b>12-8</b>	<b>8-2</b>	<b>4-6</b>	<b>3-1</b>
Years Played: 1987, 1994, 2009, 2014 Last Meeting: May 2, 2014, at Portland (Blazers 99-98, Series: Houston 4-2)				
<b>Sacramento</b>	<b>7-1</b>	<b>4-0</b>	<b>3-1</b>	<b>2-0</b>
Years Played: 1981, 1986 Last Meeting: April 22, 1986, at Sacramento (Rockets 113-98, Series: Houston 3-0)				
<b>San Antonio</b>	<b>12-10</b>	<b>5-6</b>	<b>7-4</b>	<b>3-1</b>
Years Played: 1980, 1981, 1995, 2017 Last Meeting: May 11, 2017 at Toyota Center (Spurs 114-75, Series: San Antonio 4-2)				
<b>Utah</b>	<b>26-23</b>	<b>17-9</b>	<b>9-14</b>	<b>4-5</b>
Years Played: 1985, 1994, 1995, 1997, 1998, 2007, 2008, 2018, 2019 Last Meeting: April 24, 2019, at Toyota Center (Rockets 100-93) Series: Rockets 4-1)				
<b>Washington</b>	<b>4-2</b>	<b>2-1</b>	<b>2-1</b>	<b>1-0</b>
Year Played: 1977 Last Meeting: May 1, 1977, at Washington (Rockets 108-103, Series: Houston 4-2)				

## Playoff Miscellaneous

**Most Playoff Wins One Year:** 15, 1994; 15, 1995

**Most Playoff Losses One Year:** 9, 1981

**Most Consecutive Series Won:** 8, 1994-1995

**Most Consecutive Games Won:** 7 (May 30, 1995-April 25, 1996; San Antonio 2, Orlando 4, L.A. Lakers 1)

**Most Consecutive Home Games Won:** 8 (April 17, 1986 vs. Sacramento - June 1, 1986 vs. Boston)

**Most Consecutive Road Games Won:** 8 (May 16, 1995 at Phoenix - April 25, 1996 at L.A. Lakers)

**Most Consecutive Wins One Series:** 4 (L.A. Lakers 1986, Orlando 1995)

**Lost First Game, But Won Series:** 1977 vs. Washington, 1986 vs. L.A. Lakers, 1994 vs. Phoenix, 1995 vs. Utah, 1995 vs. Phoenix, 2015 vs. L.A. Clippers

**Lost First Two Games, But Won Series:** 1994 vs. Phoenix, 1995 vs. Phoenix

# Year-by-Year Playoff Results

## 1969 Playoff Results

### Western Division Semifinals - Atlanta defeats Houston, 4-2

Date/Site	Result	Rockets High Scorer	Opponents High Scorer
March 27 at Atlanta	Hawks 107-98	31, Elvin Hayes	39, Lou Hudson
March 29 at Atlanta	Hawks 116-114	26, Rick Adelman	31, Zelmo Beatty
April 1 at San Diego	Rockets 104-97	26, Elvin Hayes	31, Zelmo Beatty
April 4 at San Diego	Rockets 114-112	30, Elvin Hayes	34, Walt Hazzard
April 6 at Atlanta	Hawks 112-101	27, Elvin Hayes	26, Joe Caldwell
April 7 at San Diego	Hawks 108-106	26, Elvin Hayes/Don Kojis	27, Lou Hudson

## 1975 Playoff Results

### Eastern Conference First Round - Houston defeats New York, 2-1

Date/Site	Result	Rockets High Scorer	Opponents High Scorer
April 8 at Hofheinz	Rockets 99-84	22, Calvin Murphy	21, Walt Frazier
April 10 at New York	Knicks 106-96	22, Rudy Tomjanovich	26, Walt Frazier
April 12 at Hofheinz	Rockets 118-86	25, Rudy Tomjanovich	24, Walt Frazier

### Eastern Conference Semifinals - Boston defeats Houston, 4-1

April 14 at Boston	Celtics 123-106	30, Rudy Tomjanovich	30, John Havlicek
April 16 at Boston	Celtics 112-100	30, Calvin Murphy	28, Dave Cowens
April 19 at Hofheinz	Rockets 117-102	28, Rudy Tomjanovich	21, Don Nelson
April 22 at Hofheinz	Celtics 122-117	35, Calvin Murphy	31, Dave Cowens
April 24 at Boston	Celtics 128-115	27, C. Murphy/R. Tomjanovich	29, JoJo White

## 1977 Playoff Results

### Eastern Conference Semifinals - Houston defeats Washington, 4-2

Date/Site	Result	Rockets High Scorer	Opponents High Scorer
April 19 at The Summit	Bullets 111-101	24, Mike Newlin	32, Mitch Kupchak
April 21 at The Summit	Rockets 124-118 (OT)	31, Moses Malone	37, Phil Chenier
April 24 at Washington	Bullets 90-83	18, Moses Malone/John Lucas	23, Mitch Kupchak
April 26 at Washington	Rockets 107-103	28, Rudy Tomjanovich	29, Phil Chenier
April 29 at The Summit	Rockets 123-115	40, Calvin Murphy	30, Elvin Hayes
May 1 at Washington	Rockets 108-103	26, Rudy Tomjanovich	21, Phil Chenier

### Eastern Conference Finals - Philadelphia defeats Houston, 4-2

May 5 at Philadelphia	Sixers 128-117	32, Moses Malone	24, Julius Erving
May 8 at Philadelphia	Sixers 106-97	32, Calvin Murphy	21, George McGinnis
May 11 at The Summit	Rockets 118-94	30, Moses Malone	28, Julius Erving
May 13 at The Summit	Sixers 107-95	24, Rudy Tomjanovich	36, Doug Collins
May 15 at Philadelphia	Rockets 118-115	21, John Lucas/R. Tomjanovich	37, Julius Erving
May 17 at The Summit	Sixers 112-109	24, John Lucas	34, Julius Erving

## 1979 Playoff Results

### Eastern Conference First Round - Atlanta defeats Houston, 2-0

Date/Site	Result	Rockets High Scorer	Opponents High Scorer
April 11 at The Summit	Hawks 109-106	28, Moses Malone	23, Dan Roundfield
April 13 at Atlanta	Hawks 100-91	21, Moses Malone	25, John Drew/Eddie Johnson

## 1980 Playoff Results

### Eastern Conference First Round - Houston defeats San Antonio, 2-1

Date/Site	Result	Rockets High Scorer	Opponents High Scorer
April 2 at The Summit	Rockets 95-85	28, Calvin Murphy	19, George Gervin
April 4 at San Antonio	Spurs 106-101	34, Moses Malone	44, George Gervin
April 6 at The Summit	Rockets 141-120	37, Moses Malone	37, George Gervin

### Eastern Conference Semifinals - Boston defeats Houston, 4-0

April 9 at Boston	Celtics 119-101	27, Moses Malone	19, Chris Ford
April 11 at Boston	Celtics 95-75	22, Robert Reid	14, Larry Bird
April 13 at The Summit	Celtics 100-81	28, Moses Malone	20, Nate Archibald
April 14 at The Summit	Celtics 138-121	28, Moses Malone	34, Larry Bird

## 1981 Playoff Results

### Western Conference First Round - Houston defeats L.A. Lakers, 2-1

Date/Site	Result	Rockets High Scorer	Opponents High Scorer
April 1 at Los Angeles	Rockets 111-107	38, Moses Malone	26, Earvin Johnson
April 3 at The Summit	Lakers 111-106	33, Moses Malone	27, Kareem Abdul-Jabbar
April 5 at Los Angeles	Rockets 89-86	23, Moses Malone	32, Kareem Abdul-Jabbar

# Year-by-Year Playoff Results

## Western Conference Semifinals - Houston defeats San Antonio, 4-3

April 7 at San Antonio	Rockets 107-98	27, Moses Malone	30, George Gervin
April 8 at San Antonio	Spurs 125-113	34, Calvin Murphy	34, Mark Olberding
April 10 at The Summit	Rockets 112-99	41, Moses Malone	33, George Gervin
April 12 at The Summit	Spurs 114-112	33, Robert Reid	33, George Gervin
April 14 at San Antonio	Rockets 123-117	36, Calvin Murphy	25, Reggie Johnson
April 15 at The Summit	Spurs 101-96	36, Moses Malone	26, George Gervin
April 17 at San Antonio	Rockets 105-100	42, Calvin Murphy	21, George Gervin

## Western Conference Finals - Houston defeats Kansas City, 4-1

April 21 at Kansas City	Rockets 97-78	29, Moses Malone	20, Ernie Grunfeld
April 22 at Kansas City	Kings 88-79	18, Moses Malone	31, Reggie King
April 24 at The Summit	Rockets 92-88	23, Calvin Murphy	22, R. King/Scott Wedman
April 26 at The Summit	Rockets 100-89	42, Moses Malone	24, Reggie King
April 29 at Kansas City	Rockets 97-88	36, Moses Malone	20, Scott Wedman

## NBA Finals - Boston defeats Houston, 4-2

May 5 at Boston	Celtics 98-95	27, Robert Reid	18, Larry Bird
May 7 at Boston	Rockets 92-90	31, Moses Malone	19, Larry Bird
May 9 at The Summit	Celtics 94-71	23, Moses Malone	19, Cedric Maxwell
May 10 at The Summit	Rockets 91-86	28, Mike Dunleavy	24, Cedric Maxwell
May 12 at Boston	Celtics 109-80	20, Moses Malone	28, Cedric Maxwell
May 14 at The Summit	Celtics 102-91	27, Robert Reid	27, Larry Bird

## 1982 Playoff Results

### Western Conference First Round - Seattle defeats Houston, 2-1

Date/Site	Result	Rockets High Scorer	Opponents High Scorer
April 21 at Seattle	Sonics 102-87	20, Moses Malone	17, Gus Williams
April 23 at The Summit	Rockets 91-70	28, Moses Malone	28, Gus Williams
April 25 at Seattle	Sonics 104-83	24, Moses Malone	30, Jack Sikma

## 1985 Playoff Results

### Western Conference First Round - Utah defeats Houston, 3-2

Date/Site	Result	Rockets High Scorer	Opponents High Scorer
April 19 at The Summit	Jazz 115-101	26, Ralph Sampson	34, Adrian Dantley
April 21 at The Summit	Rockets 122-96	27, Lewis Lloyd	22, Jeff Wilkins
April 24 at Utah	Jazz 112-104	26, Hakeem Olajuwon	29, Adrian Dantley
April 26 at Utah	Rockets 96-94	18, H. Olajuwon/R. Sampson	22, Rickey Green
April 28 at The Summit	Jazz 104-97	32, Hakeem Olajuwon	25, Adrian Dantley

## 1986 Playoff Results

### Western Conference First Round - Houston defeats Sacramento, 3-0

Date/Site	Result	Rockets High Scorer	Opponents High Scorer
April 17 at The Summit	Rockets 107-87	29, Hakeem Olajuwon	18, Reggie Theus
April 19 at The Summit	Rockets 111-103	29, Robert Reid	20, Larry Drew
April 22 at Sacramento	Rockets 113-98	25, Lewis Lloyd/Ralph Sampson	33, Eddie Johnson

### Western Conference Semifinals - Houston defeats Denver, 4-2

April 26 at The Summit	Rockets 126-119	38, Hakeem Olajuwon	34, Alex English
April 29 at The Summit	Rockets 119-101	27, Ralph Sampson	18, Blair Rasmussen
May 2 at Denver	Nuggets 116-115	31, Hakeem Olajuwon	33, Alex English
May 4 at Denver	Nuggets 114-111 (OT)	28, Ralph Sampson	28, Alex English
May 6 at The Summit	Rockets 131-103	36, Hakeem Olajuwon	27, Alex English
May 8 at Denver	Rockets 126-122 (2OT)	28, Hakeem Olajuwon	42, Alex English

### Western Conference Finals - Houston defeats L.A. Lakers, 4-1

May 10 at Los Angeles	Lakers 119-107	28, Hakeem Olajuwon	31, Kareem Abdul-Jabbar
May 13 at Los Angeles	Rockets 112-102	24, Lewis Lloyd/Ralph Sampson	24, Earvin Johnson
May 16 at The Summit	Rockets 117-109	40, Hakeem Olajuwon	33, Kareem Abdul-Jabbar
May 18 at The Summit	Rockets 105-95	35, Hakeem Olajuwon	26, James Worthy
May 21 at Los Angeles	Rockets 114-112	30, Hakeem Olajuwon	26, Kareem Abdul-Jabbar

## NBA Finals - Boston defeats Houston, 4-2

May 26 at Boston	Celtics 112-100	33, Hakeem Olajuwon	23, Robert Parish
May 29 at Boston	Celtics 117-95	21, Hakeem Olajuwon	31, Larry Bird
June 1 at The Summit	Rockets 106-104	24, Ralph Sampson	28, Kevin McHale
June 3 at The Summit	Celtics 106-103	25, Ralph Sampson	22, Dennis Johnson/R. Parish
June 5 at The Summit	Rockets 111-96	32, Hakeem Olajuwon	33, Kevin McHale
June 8 at Boston	Celtics 114-97	19, Hakeem Olajuwon	29, L. Bird/K. McHale

# Year-by-Year Playoff Results

## 1987 Playoff Results

### Western Conference First Round - Houston defeats Portland, 3-1

Date/Site	Result	Rockets High Scorer	Opponents High Scorer
April 24 at Portland	Rockets 125-115	30, Hakeem Olajuwon	30, Kiki Vandeweghe
April 26 at Portland	Blazers 111-98	28, Allen Leavell/Ralph Sampson	32, Clyde Drexler
April 28 at The Summit	Rockets 117-108	35, Hakeem Olajuwon	26, Clyde Drexler
April 30 at The Summit	Rockets 113-101	27, Hakeem Olajuwon	27, Kiki Vandeweghe

### Western Conference Semifinals - Seattle defeats Houston, 4-2

May 2 at The Summit	Sonics 111-106 (OT)	28, Hakeem Olajuwon	34, Dale Ellis
May 5 at The Summit	Sonics 99-97	27, Hakeem Olajuwon	30, Dale Ellis
May 7 at Seattle	Rockets 102-84	33, Hakeem Olajuwon	24, Tom Chambers
May 9 at Seattle	Sonics 117-102	20, H. Olajuwon/Rodney McCray	38, Tom Chambers
May 12 at The Summit	Rockets 112-107	26, Hakeem Olajuwon	27, Dale Ellis
May 14 at Seattle	Sonics 128-125 (2OT)	49, Hakeem Olajuwon	37, Tom Chambers

## 1988 Playoff Results

### Western Conference First Round - Dallas defeats Houston, 3-1

Date/Site	Result	Rockets High Scorer	Opponents High Scorer
April 28 at Dallas	Mavericks 120-110	34, Hakeem Olajuwon	24, Roy Tarpley
April 30 at Dallas	Rockets 119-108	42, Eric Floyd/41, H. Olajuwon	23, Roy Tarpley
May 3 at The Summit	Mavericks 93-92	35, Hakeem Olajuwon	17, Roy Tarpley
May 5 at The Summit	Mavericks 107-97	40, Hakeem Olajuwon	38, Mark Aguirre

## 1989 Playoff Results

### Western Conference First Round - Seattle defeats Houston, 3-1

Date/Site	Result	Rockets High Scorer	Opponents High Scorer
April 28 at Seattle	Sonics 111-107	28, Hakeem Olajuwon	25, Dale Ellis
April 30 at Seattle	Sonics 109-97	30, Hakeem Olajuwon	20, Xavier McDaniel/Alton Lister
May 3 at The Summit	Rockets 126-107	28, Eric Floyd	26, Dale Ellis
May 5 at The Summit	Sonics 98-96	24, Hakeem Olajuwon	26, Dale Ellis

## 1990 Playoff Results

### Western Conference First Round - L.A. Lakers defeat Houston, 3-1

Date/Site	Result	Rockets High Scorer	Opponents High Scorer
April 27 at Los Angeles	Lakers 101-89	21, Otis Thorpe	34, James Worthy
April 29 at Los Angeles	Lakers 104-100	27, Eric Floyd	32, James Worthy
May 1 at The Summit	Rockets 114-108	27, Otis Thorpe	26, James Worthy
May 3 at The Summit	Lakers 109-88	28, Hakeem Olajuwon	20, James Worthy

## 1991 Playoff Results

### Western Conference First Round - L.A. Lakers defeat Houston, 3-0

Date/Site	Result	Rockets High Scorer	Opponents High Scorer
April 25 at Los Angeles	Lakers 94-92	22, Hakeem Olajuwon	20, Byron Scott
April 27 at Los Angeles	Lakers 109-98	31, Vernon Maxwell	29, James Worthy
April 30 at The Summit	Lakers 94-90	21, Otis Thorpe/H. Olajuwon	38, Earvin Johnson

## 1993 Playoff Results

### Western Conference First Round - Houston defeats L.A. Clippers, 3-2

Date/Site	Result	Rockets High Scorer	Opponents High Scorer
April 29 at The Summit	Rockets 117-94	28, Hakeem Olajuwon	26, Mark Jackson
May 1 at The Summit	Clippers 95-83	30, Hakeem Olajuwon	29, Ron Harper
May 3 at Los Angeles	Rockets 111-99	32, Hakeem Olajuwon	23, Danny Manning
May 5 at Los Angeles	Clippers 93-90	25, Hakeem Olajuwon	21, Ron Harper
May 8 at The Summit	Rockets 84-80	31, Hakeem Olajuwon	24, Danny Manning

### Western Conference Semifinals - Seattle defeats Houston, 4-3

May 10 at Seattle	Sonics 99-90	26, Hakeem Olajuwon	23, Ricky Pierce
May 12 at Seattle	Sonics 111-100	28, Hakeem Olajuwon	23, Sam Perkins
May 15 at The Summit	Rockets 97-79	28, Otis Thorpe	12, Shawn Kemp
May 16 at The Summit	Rockets 103-92	24, Hakeem Olajuwon	23, Shawn Kemp
May 18 at Seattle	Sonics 120-95	25, Hakeem Olajuwon	24, Ricky Pierce
May 20 at The Summit	Rockets 103-90	30, Kenny Smith	14, Sam Perkins/Gary Payton
May 22 at Seattle	Sonics 103-100 (OT)	23, Hakeem Olajuwon	25, Ricky Pierce



# Year-by-Year Playoff Results

## 1994 Playoff Results

### Western Conference First Round - Houston defeats Portland, 3-1

Date/Site	Result	Rockets High Scorer	Opponents High Scorer
April 29 at The Summit	Rockets 114-104	26, Hakeem Olajuwon	26, Clyde Drexler
May 1 at The Summit	Rockets 115-104	46, Hakeem Olajuwon	28, Cliff Robinson
May 3 at Portland	Blazers 118-115	36, Hakeem Olajuwon	25, Rod Strickland
May 6 at Portland	Rockets 92-89	28, Hakeem Olajuwon	26, Rod Strickland

### Western Conference Semifinals - Houston defeats Phoenix, 4-3

May 8 at The Summit	Suns 91-87	36, Hakeem Olajuwon	21, Charles Barkley
May 11 at The Summit	Suns 124-117 (OT)	31, Hakeem Olajuwon	34, Charles Barkley
May 13 at Phoenix	Rockets 118-102	34, Vernon Maxwell	38, Kevin Johnson
May 15 at Phoenix	Rockets 107-96	28, Hakeem Olajuwon	38, Kevin Johnson
May 17 at The Summit	Rockets 109-86	20, Otis Thorpe/H. Olajuwon	30, Charles Barkley
May 19 at Phoenix	Suns 103-89	23, Hakeem Olajuwon	28, Kevin Johnson
May 21 at The Summit	Rockets 104-94	37, Hakeem Olajuwon	25, Kevin Johnson

### Western Conference Finals - Houston defeats Utah, 4-1

May 23 at The Summit	Rockets 100-88	31, Hakeem Olajuwon	20, Karl Malone
May 25 at The Summit	Rockets 104-99	41, Hakeem Olajuwon	32, Karl Malone
May 27 at Utah	Jazz 95-86	29, Hakeem Olajuwon	22, Karl Malone
May 29 at Utah	Rockets 80-78	25, Kenny Smith	25, Karl Malone
May 31 at The Summit	Rockets 94-83	22, Robert Horry/H. Olajuwon	31, Karl Malone

### NBA Finals - Houston defeats New York, 4-3

June 8 at The Summit	Rockets 85-78	28, Hakeem Olajuwon	23, Patrick Ewing
June 10 at The Summit	Knicks 91-83	25, Hakeem Olajuwon	19, John Starks
June 12 at New York	Rockets 93-89	21, Hakeem Olajuwon	21, Derek Harper
June 15 at New York	Knicks 91-82	32, Hakeem Olajuwon	21, Derek Harper
June 17 at New York	Knicks 91-84	27, Hakeem Olajuwon	25, Patrick Ewing
June 19 at The Summit	Rockets 86-84	30, Hakeem Olajuwon	27, John Starks
June 22 at The Summit	Rockets 90-84	25, Hakeem Olajuwon	23, Derek Harper

## 1995 Playoff Results

### Western Conference First Round - Houston defeats Utah, 3-2

Date/Site	Result	Rockets High Scorer	Opponents High Scorer
April 27 at Utah	Jazz 102-100	45, Hakeem Olajuwon	28, John Stockton
April 29 at Utah	Rockets 140-126	32, Kenny Smith	28, Karl Malone
May 3 at The Summit	Jazz 95-82	30, Hakeem Olajuwon	32, Karl Malone
May 5 at The Summit	Rockets 123-106	41, Clyde Drexler/40, H. Olajuwon	31, Karl Malone
May 7 at Utah	Rockets 95-91	33, Hakeem Olajuwon	35, Karl Malone

### Western Conference Semifinals - Houston defeats Phoenix, 4-3

May 9 at Phoenix	Suns 130-108	31, Sam Cassell	26, Charles Barkley
May 11 at Phoenix	Suns 118-94	25, Hakeem Olajuwon	30, Charles Barkley
May 13 at The Summit	Rockets 118-85	36, Hakeem Olajuwon	14, Kevin Johnson
May 14 at The Summit	Suns 114-110	38, Hakeem Olajuwon	43, Kevin Johnson
May 16 at Phoenix	Rockets 103-97 (OT)	31, Hakeem Olajuwon	28, Kevin Johnson
May 18 at The Summit	Rockets 116-103	30, Hakeem Olajuwon	34, Charles Barkley
May 20 at Phoenix	Rockets 115-114	29, H. Olajuwon/Clyde Drexler	46, Kevin Johnson

### Western Conference Finals - Houston defeats San Antonio, 4-2

May 22 at San Antonio	Rockets 94-93	27, Hakeem Olajuwon	24, David Robinson
May 24 at San Antonio	Rockets 106-96	41, Hakeem Olajuwon	32, David Robinson
May 26 at The Summit	Spurs 107-102	43, Hakeem Olajuwon	29, David Robinson
May 28 at The Summit	Spurs 103-81	20, Hakeem Olajuwon	20, David Robinson
May 30 at San Antonio	Rockets 111-90	42, Hakeem Olajuwon	22, David Robinson
June 1 at The Summit	Rockets 100-95	39, Hakeem Olajuwon	19, David Robinson

### NBA Finals - Houston defeats Orlando, 4-0

June 7 at Orlando	Rockets 120-118 (OT)	31, Hakeem Olajuwon	26, Anfernee Hardaway/S. O'Neal
June 9 at Orlando	Rockets 117-106	34, Hakeem Olajuwon	33, Shaquille O'Neal
June 11 at The Summit	Rockets 106-103	31, Hakeem Olajuwon	28, Shaquille O'Neal
June 14 at The Summit	Rockets 113-101	35, Hakeem Olajuwon	25, A. Hardaway/S. O'Neal

## 1996 Playoff Results

### Western Conference First Round - Houston defeats L.A. Lakers, 3-1

Date/Site	Result	Rockets High Scorer	Opponents High Scorer
April 25 at Los Angeles	Rockets 87-83	33, Hakeem Olajuwon	22, Cedric Ceballos
April 27 at Los Angeles	Lakers 104-94	22, Sam Cassell	26, Earvin Johnson
April 30 at The Summit	Rockets 104-98	30, Hakeem Olajuwon	18, Elden Campbell
May 2 at The Summit	Rockets 102-94	25, Hakeem Olajuwon	25, Cedric Ceballos

# Year-by-Year Playoff Results

## Western Conference Semifinals - Seattle defeats Houston, 4-0

May 4 at Seattle	Sonics 108-75	18, Robert Horry	28, Gary Payton
May 6 at Seattle	Sonics 105-101	19, Clyde Drexler	21, Detlef Schrempf
May 10 at The Summit	Sonics 115-112	28, Clyde Drexler	28, D. Schrempf/G. Payton
May 12 at The Summit	Sonics 114-110 (OT)	26, Hakeem Olajuwon	32, Shawn Kemp

## 1997 Playoff Results

### Western Conference First Round - Houston defeats Minnesota, 3-0

Date/Site	Result	Rockets High Scorer	Opponents High Scorer
April 24 at The Summit	Rockets 112-95	21, Mario Elie	28, Stephon Marbury
April 26 at The Summit	Rockets 96-84	20, Charles Barkley	22, Stephon Marbury
April 29 at Minnesota	Rockets 125-120	26, Matt Maloney	27, Tom Gugliotta

### Western Conference Semifinals - Houston defeats Seattle, 4-3

May 5 at The Summit	Rockets 112-102	22, Clyde Drexler	24, Shawn Kemp
May 7 at The Summit	Sonics 106-101	25, Clyde Drexler	22, Shawn Kemp
May 9 at Seattle	Rockets 97-93	24, Hakeem Olajuwon	28, S. Kemp/Gary Payton
May 11 at Seattle	Rockets 110-106 (OT)	26, Charles Barkley/Matt Maloney	27, Gary Payton
May 13 at The Summit	Sonics 100-94	31, Hakeem Olajuwon	23, Hersey Hawkins
May 15 at Seattle	Sonics 99-96	30, Hakeem Olajuwon	22, Shawn Kemp
May 17 at The Summit	Rockets 96-91	24, Clyde Drexler	27, Gary Payton

### Western Conference Finals - Utah defeats Houston, 4-2

May 19 at Utah	Jazz 101-86	30, Hakeem Olajuwon	21, Karl Malone
May 21 at Utah	Jazz 104-92	30, Hakeem Olajuwon	26, John Stockton
May 23 at The Summit	Rockets 118-100	31, Eddie Johnson	21, Karl Malone
May 25 at The Summit	Rockets 95-92	27, Hakeem Olajuwon	22, K. Malone/J. Stockton
May 27 at Utah	Jazz 96-91	33, Hakeem Olajuwon	29, Karl Malone
May 29 at The Summit	Jazz 103-100	33, Clyde Drexler	25, John Stockton

## 1998 Playoff Results

### Western Conference First Round - Utah defeats Houston, 3-2

Date/Site	Result	Rockets High Scorer	Opponents High Scorer
April 23 at Utah	Rockets 103-90	22, Clyde Drexler	23, Karl Malone
April 25 at Utah	Jazz 105-90	16, Hakeem Olajuwon	29, Karl Malone
April 29 at Compaq Center	Rockets 89-85	28, Hakeem Olajuwon	19, K. Malone/Bryon Russell
May 1 at Compaq Center	Jazz 93-71	27, Hakeem Olajuwon	29, Karl Malone
May 3 at Utah	Jazz 84-70	16, Kevin Willis	31, Karl Malone

## 1999 Playoff Results

### Western Conference First Round - L.A. Lakers defeat Houston, 3-1

Date/Site	Result	Rockets High Scorer	Opponents High Scorer
May 9 at Los Angeles	Lakers 101-100	25, Charles Barkley	29, Glen Rice
May 11 at Los Angeles	Lakers 110-98	20, Sam Mack	28, Shaquille O'Neal
May 13 at Compaq Center	Rockets 102-88	37, Scottie Pippen	26, Shaquille O'Neal
May 15 at Compaq Center	Lakers 98-88	20, Charles Barkley	37, Shaquille O'Neal

## 2004 Playoff Results

### Western Conference First Round - L.A. Lakers defeat Houston, 4-1

Date/Site	Result	Rockets High Scorer	Opponents High Scorer
April 17 at Los Angeles	Lakers 72-71	18, Steve Francis	20, Shaquille O'Neal
April 19 at Los Angeles	Lakers 98-84	21, Yao Ming	36, Kobe Bryant
April 23 at Toyota Center	Rockets 102-91	27, Steve Francis	25, Shaquille O'Neal
April 25 at Toyota Center	Lakers 92-88 (OT)	17, Steve Francis	30, Karl Malone
April 28 at Los Angeles	Lakers 97-78	17, Jim Jackson	31, Kobe Bryant

## 2005 Playoff Results

### Western Conference First Round - Dallas defeats Houston, 4-3

Date/Site	Result	Rockets High Scorer	Opponents High Scorer
April 23 at Dallas	Rockets 98-86	34, Tracy McGrady	21, Dirk Nowitzki
April 25 at Dallas	Rockets 113-111	33, Yao Ming	26, Dirk Nowitzki
April 28 at Toyota Center	Mavericks 106-102	28, Tracy McGrady	28, Dirk Nowitzki
April 30 at Toyota Center	Mavericks 97-93	36, Tracy McGrady	32, Jason Terry
May 2 at Dallas	Mavericks 103-100	30, Yao Ming	23, Dirk Nowitzki
May 5 at Toyota Center	Rockets 101-83	37, Tracy McGrady	21, Jerry Stackhouse
May 7 at Dallas	Mavericks 116-76	33, Yao Ming	31, Jason Terry

# Year-by-Year Playoff Results

## 2007 Playoff Results

### Western Conference First Round - Utah defeats Houston, 4-3

Date/Site	Result	Rockets High Scorer	Opponents High Scorer
April 21 at Toyota Center	Rockets 84-75	28, Yao Ming	15, Derek Fisher/Deron Williams
April 23 at Toyota Center	Rockets 98-90	31, Tracy McGrady	41, Carlos Boozer
April 26 at Utah	Jazz 81-67	26, Yao Ming	22, Carlos Boozer
April 28 at Utah	Jazz 98-85	20, Yao Ming	25, Deron Williams
April 30 at Toyota Center	Rockets 96-92	26, Tracy McGrady	26, Carlos Boozer
May 3 at Utah	Jazz 94-82	26, Tracy McGrady	22, Carlos Boozer
May 5 at Toyota Center	Jazz 103-99	29, T. McGrady/Yao Ming	35, Carlos Boozer

## 2008 Playoff Results

### Western Conference First Round - Utah defeats Houston, 4-2

Date/Site	Result	Rockets High Scorer	Opponents High Scorer
April 19 at Toyota Center	Jazz 93-82	22, Shane Battier	21, Andrei Kirilenko
April 21 at Toyota Center	Jazz 90-84	23, Tracy McGrady	22, Deron Williams
April 24 at Utah	Rockets 94-92	27, Tracy McGrady	28, Deron Williams
April 26 at Utah	Jazz 86-82	23, Tracy McGrady	17, Deron Williams
April 29 at Toyota Center	Rockets 95-69	29, Tracy McGrady	19, Carlos Boozer
May 2 at Utah	Jazz 113-91	40, Tracy McGrady	25, Deron Williams

## 2009 Playoff Results

### Western Conference First Round - Houston defeats Portland, 4-2

Date/Site	Result	Rockets High Scorer	Opponents High Scorer
April 18 at Portland	Rockets 108-81	27, Aaron Brooks	21, Brandon Roy
April 21 at Portland	Blazers 107-103	23, Aaron Brooks	42, Brandon Roy
April 24 at Toyota Center	Rockets 86-83	19, Luis Scola	19, Brandon Roy
April 26 at Toyota Center	Rockets 89-88	21, Yao Ming	31, Brandon Roy
April 28 at Portland	Blazers 88-77	21, Luis Scola	25, LaMarcus Aldridge/Brandon Roy
April 30 at Toyota Center	Rockets 92-76	27, Ron Artest	26, LaMarcus Aldridge

### Western Conference Semifinals - L.A. Lakers defeat Houston, 4-3

Date/Site	Result	Rockets High Scorer	Opponents High Scorer
May 4 at Los Angeles	Rockets 100-92	28, Yao Ming	32, Kobe Bryant
May 6 at Los Angeles	Lakers 111-98	25, Ron Artest	40, Kobe Bryant
May 8 at Toyota Center	Lakers 108-94	25, Ron Artest	33, Kobe Bryant
May 10 at Toyota Center	Rockets 99-87	34, Aaron Brooks	30, Pau Gasol
May 12 at Los Angeles	Lakers 118-78	14, Aaron Brooks	26, Kobe Bryant
May 14 at Toyota Center	Rockets 95-80	26, Aaron Brooks	32, Kobe Bryant
May 17 at Los Angeles	Lakers 89-70	13, Aaron Brooks	21, Pau Gasol

## 2013 Playoff Results

### Western Conference First Round - Oklahoma City defeats Houston, 4-2

Date/Site	Result	Rockets High Scorer	Opponents High Scorer
April 21 at Oklahoma City	Thunder 120-91	20, James Harden	24, Kevin Durant
April 24 at Oklahoma City	Thunder 105-102	36, James Harden	29, Kevin Durant/Russell Westbrook
April 27 at Toyota Center	Thunder 104-101	30, James Harden	41, Kevin Durant
April 29 at Toyota Center	Rockets 105-103	27, Chandler Parsons	38, Kevin Durant
May 1 at Oklahoma City	Rockets 107-100	31, James Harden	36, Kevin Durant
May 3 at Toyota Center	Thunder 103-94	26, James Harden	27, Kevin Durant

## 2014 Playoff Results

### Western Conference First Round - Portland defeats Houston, 4-2

Date/Site	Result	Rockets High Scorer	Opponents High Scorer
April 20 at Toyota Center	Blazers 122-120 (OT)	27, J. Harden/D. Howard	46, LaMarcus Aldridge
April 23 at Toyota Center	Blazers 112-105	32, Dwight Howard	43, LaMarcus Aldridge
April 25 at Portland	Rockets 121-116 (OT)	37, James Harden	30, Damian Lillard
April 27 at Portland	Blazers 123-120 (OT)	28, James Harden	29, LaMarcus Aldridge
April 30 at Toyota Center	Rockets 108-98	22, Dwight Howard	27, Wes Mathews
May 2 at Portland	Blazers 99-98	34, James Harden	30, LaMarcus Aldridge

# Year-by-Year Playoff Results

## 2015 Playoff Results

### Western Conference First Round - Houston defeats Dallas 4-1

Date/Site	Result	Rockets High Scorer	Opponents High Scorer
April 18 at Toyota Center	Rockets 118-108	24, James Harden	24, Dirk Nowitzki
April 21 at Toyota Center	Rockets 111-99	28, Dwight Howard	24, Monta Ellis
April 24 at Dallas	Rockets 130-128	42, James Harden	34, Monta Ellis, Dirk Nowitzki
April 26 at Dallas	Mavericks 121-109	24, James Harden	31, Monta Ellis
April 28 at Toyota Center	Rockets 103-94	28, James Harden	25, Monta Ellis

### Western Conference Semifinals - Houston defeats L.A. Clippers 4-3

Date/Site	Result	Rockets High Scorer	Opponents High Scorer
May 4 at Toyota Center	Clippers 117-101	22, Dwight Howard	26, Blake Griffin
May 6 at Toyota Center	Rockets 115-109	32, James Harden	34, Blake Griffin
May 8 at Los Angeles	Clippers 117-101	22, Dwight Howard	26, Blake Griffin
May 10 at Los Angeles	Clippers 128-95	21, James Harden	26, DeAndre Jordan
May 12 at Toyota Center	Rockets 124-103	26, James Harden	30, Blake Griffin
May 14 at Los Angeles	Rockets 119-107	23, James Harden	31, Chris Paul
May 17 at Toyota Center	Rockets 113-100	31, James Harden	27, Blake Griffin

### Western Conference Finals - Golden State defeats Houston 4-1

Date/Site	Result	Rockets High Scorer	Opponents High Scorer
May 19 at Golden State	Warriors 110-106	28, James Harden	34, Stephen Curry
May 21 at Golden State	Warriors 99-98	38, James Harden	33, Stephen Curry
May 23 at Toyota Center	Warriors 115-80	17, James Harden	40, Stephen Curry
May 25 at Toyota Center	Rockets 128-115	45, James Harden	24, Klay Thompson
May 27 at Golden State	Warriors 104-90	18, Dwight Howard	26, Stephen Curry

## 2016 Playoff Results

### Western Conference First Round - Golden State defeats Houston 4-1

Date/Site	Result	Rockets High Scorer	Opponents High Scorer
April 16 at Golden State	Warriors 104-78	17, James Harden	24, Stephen Curry
April 18 at Golden State	Warriors 115-106	28, James Harden	34, Klay Thompson
April 21 at Toyota Center	Rockets, 97-96	35, James Harden	22, Marreese Speights
April 24 at Toyota Center	Warriors 121-94	19, Dwight Howard	23, Klay Thompson
April 27 at Golden State	Warriors 114-81	35, James Harden	27, Klay Thompson

## 2017 Playoff Results

### Western Conference First Round - Houston defeats Oklahoma City 4-1

Date/Site	Result	Rockets High Scorer	Opponents High Scorer
April 16 vs. Oklahoma City	Rockets 118-87	37, James Harden	22, Russell Westbrook
April 19 vs. Oklahoma City	Rockets 115-111	35, James Harden	51, Russell Westbrook
April 21 at Oklahoma City	Thunder 115-113	44, James Harden	32, Russell Westbrook
April 23 at Oklahoma City	Rockets 113-109	28, Nené	35, Russell Westbrook
April 25 vs. Oklahoma City	Rockets 105-99	34, James Harden	47, Russell Westbrook

### Western Conference Semifinals - San Antonio defeats Houston 4-2

Date/Site	Result	Rockets High Scorer	Opponents High Scorer
May 1 at San Antonio	Rockets 126-99	23, Trevor Ariza	21, Kawhi Leonard
May 3 at San Antonio	Spurs 121-96	18, Ryan Anderson	34, Kawhi Leonard
May 5 vs. San Antonio	Spurs 103-92	43, James Harden	26, Kawhi Leonard
May 7 vs. San Antonio	Rockets 125-104	28, James Harden	17, Jonathan Simmons
May 9 at San Antonio	Spurs 110-107 (OT)	33, James Harden	22, Kawhi Leonard
May 11 vs. San Antonio	Spurs 114-75	20, Trevor Ariza	34, LaMarcus Aldridge

# Year-by-Year Playoff Results

## 2018 Playoff Results

### Western Conference First Round - Houston defeats Minnesota 4-1

Date/Site	Result	Rockets High Scorer	Opponents High Scorer
Apr 15 at Toyota Center	Rockets 104-101	44, James Harden	18, Andrew Wiggins
Apr 18 at Toyota Center	Rockets 102- 82	27, Chris Paul	16, Nemanja Bjeljica
Apr 21 at Minnesota	Timberwolves 121-105	29, James Harden	28, Jimmy Butler
Apr 23 at Minnesota	Rockets 119-100	36, James Harden	22, Karl-Anthony Towns
Apr 25 at Toyota Center	Rockets 122-104	26, Clint Capela	23, Karl-Anthony Towns

### Western Conference Semifinals - Houston defeats Utah 4-1

Date/Site	Result	Rockets High Scorer	Opponents High Scorer
Apr 29 at Toyota Center	Rockets 110- 96	41, James Harden	21, Donovan Mitchell/Jae Crowder
May 2 at Toyota Center	Jazz 116-108	32, James Harden	27, Joe Ingles
May 4 at Utah	Rockets 113- 92	25, Eric Gordon/James Harden	17, Royce O'Neale
May 6 at Utah	Rockets 100- 87	27, Chris Paul	25, Donovan Mitchell
May 8 at Toyota Center	Rockets 112-102	41, Chris Paul	24, Donovan Mitchell

### Western Conference Finals - Golden State defeats Houston 4-3

Date/Site	Result	Rockets High Scorer	Opponents High Scorer
May 14 at Toyota Center	Warriors 119-106	41, James Harden	37, Kevin Durant
May 16 at Toyota Center	Rockets 127-105	27, Eric Gordon/James Harden	38, Kevin Durant
May 20 at Golden State	Warriors 126-85	20, James Harden	35, Stephen Curry
May 22 at Golden State	Rockets 95- 92	30, James Harden	28, Stephen Curry
May 24 at Toyota Center	Rockets 98- 94	24, Eric Gordon	29, Kevin Durant
May 26 at Golden State	Warriors 115-86	32, James Harden	35, Klay Thompson
May 28 at Toyota Center	Warriors 101-92	32, James Harden	34, Kevin Durant

## 2019 Playoff Results

### Western Conference First Round - Houston defeats Utah 4-1

Date/Site	Result	Rockets High Scorer	Opponents High Scorer
Apr. 14 at Toyota Center	Rockets 122-90	29, James Harden	22, Rudy Gobert
Apr. 17 at Toyota Center	Rockets 118-98	32, James Harden	17, Royce O'Neale/Ricky Rubio
Apr. 20 at Utah	Rockets 104-101	22, James Harden	34, Donovan Mitchell
Apr. 22 at Utah	Jazz 107-91	30, James Harden	31, Donovan Mitchell
Apr. 24 at Toyota Center	Rockets 100-93	26, James Harden	18, Royce O'Neale

### Western Conference Semifinals - Golden State defeats Houston 4-2

Date/Site	Result	Rockets High Scorer	Opponents High Scorer
Apr. 28 at Golden State	Warriors 104-100	35, James Harden	35, Kevin Durant
Apr. 30 at Golden State	Warriors 115-109	29, James Harden	29, Kevin Durant
May 4 at Toyota Center	Rockets 126-121 (OT)	41, James Harden	46, Kevin Durant
May 6 at Toyota Center	Rockets 112-108	38, James Harden	34, Kevin Durant
May 8 at Golden State	Warriors 104-99	31, James Harden	27, Klay Thompson
May 10 at Toyota Center	Warriors 118-113	35, James Harden	33, Stephen Curry

## 2020 Playoff Results

### Western Conference First Round - Houston defeats Oklahoma City 4-3

Date/Site	Result	Rockets High Scorer	Opponents High Scorer
Aug. 18 (Neutral)	Rockets 123-108	37, James Harden	29, Danilo Gallinari
Aug. 20 (Neutral)	Rockets 111-98	21, James Harden	31, Shai Gilgeous-Alexander
Aug. 22 (Neutral)	Thunder 119-107 (OT)	38, James Harden	29, Dennis Schroder
Aug. 24 (Neutral)	Thunder 117-114	32, James Harden	30, Dennis Schroder
Aug. 29 (Neutral)	Rockets 114-80	31, James Harden	19, Dennis Schroder
Aug. 31 (Neutral)	Thunder 104-100	32, James Harden	28, Chris Paul
Sept. 2 (Neutral)	Rockets 104-102	21, E. Gordon/R. Covington	30, Luguentz Dort

### Western Conference Semifinals - L.A. Lakers defeat Houston 4-1

Date/Site	Result	Rockets High Scorer	Opponents High Scorer
Sept. 4 (Neutral)	Rockets 112-97	36, James Harden	25, Anthony Davis
Sept. 6 (Neutral)	Lakers 117-109	27, James Harden	34, Anthony Davis
Sept. 8 (Neutral)	Lakers 112-102	33, James Harden	36, LeBron James
Sept. 10 (Neutral)	Lakers 110-100	25, Russell Westbrook	29, Anthony Davis
Sept. 12 (Neutral)	Lakers 119-96	30, James Harden	29, LeBron James

# Year-by-Year Playoff Statistics

## 1969 (2-4)

Player	G-S	Min	FGM-A	Pct.	FTM-A	Pct.	Reb.	Avg.	A	Avg.	PF-D	TP	AVG
Hayes	6-6	278	60-114	.526	35-53	.660	83	13.8	5	0.8	21-0	155	25.8
Kojis	6-6	232	48-109	.440	25-31	.806	51	8.5	21	3.5	22-1	121	20.2
Lantz	6-6	208	30-69	.435	21-27	.778	21	3.5	10	1.7	22-0	81	13.5
Block	5-0	97	24-45	.533	14-18	.778	14	2.8	3	0.6	18-0	62	12.4
Adelman	6-6	187	24-53	.453	22-37	.595	15	2.5	29	4.8	18-0	70	11.7
Kimball	6-6	197	23-53	.434	13-25	.520	74	12.3	4	0.7	17-0	59	9.8
Riley	5-0	76	16-37	.432	5-6	.833	11	2.2	2	0.4	13-0	37	7.4
Williams	6-0	102	12-25	.480	3-7	.429	17	2.8	32	5.3	15-0	27	4.5
Barnett	6-0	51	9-23	.391	7-8	.875	3	0.5	7	1.2	5-0	25	4.2
Finkel	2-0	12	0-3	.000	0-0	—	7	3.5	0	0.0	3-0	0	0.0
S.D. ROCKETS	6	1440	246-531	.463	145-212	.684	296	49.3	113	18.8	154-1	637	106.2
OPPONENTS	6	1440	254-585	.434	144-223	.646	323	53.8	112	18.7	162-1	652	108.7

## 1975 (3-5)

Player	G-S	Min	FGM-A	Pct.	FTM-A	Pct.	Rebounds		A	Avg.	PF-D	S	B	TP	Avg.
							O-D-Tot	Avg.							
Murphy	8-8	305	72-156	.462	51-57	.895	9-10-19	2.4	45	5.6	36-2	14	1	195	24.4
Tomjanovich	8-8	304	72-128	.563	40-48	.833	22-42-64	8.0	23	2.9	17-0	1	4	184	23.0
Newlin	8-8	299	52-107	.486	26-29	.897	11-22-33	4.1	45	5.6	25-0	12	0	130	16.3
Ratliff	8-8	291	36-87	.414	17-20	.850	24-29-53	6.6	35	4.4	31-0	14	1	89	11.1
Kunnert	8-8	244	35-81	.432	17-26	.654	11-49-60	7.5	12	1.5	37-1	4	13	87	10.9
Riley	8-0	152	25-42	.595	6-16	.375	12-24-36	4.5	15	1.9	18-0	9	2	56	7.0
Bailey	8-0	116	18-36	.500	9-10	.900	6-13-19	2.4	16	2.0	12-0	6	2	45	5.6
Hawes	8-0	128	18-38	.474	8-9	.889	3-26-29	3.6	13	1.6	11-0	3	3	44	5.5
Abdul-Aziz	6-0	68	12-31	.387	2-5	.400	7-10-17	2.8	3	0.5	5-0	1	3	26	4.3
Wells	4-0	5	3-5	.600	0-0	—	0-1-1	0.3	1	0.3	1-0	0	0	6	1.5
Wohl	4-0	8	3-3	1.000	0-0	—	0-1-1	0.3	2	0.5	2-0	1	0	6	1.5
ROCKETS	8	1920	346-714	.485	176-220	.800	105-227-332	41.5	210	26.3	195-3	65	29	868	108.5
OPPONENTS	8	1920	346-713	.485	171-208	.822	111-237-348	43.5	208	26.0	193-4	62	24	863	107.9

## 1977 (6-6)

Player	G-S	Min	FGM-A	Pct.	FTM-A	Pct.	Rebounds		A	Avg.	PF-D	S	B	TP	Avg.
							O-D-Tot	Avg.							
Tomjanovich	12-12	457	107-212	.505	29-37	.784	24-41-65	5.4	24	2.0	36-0	7	3	243	20.3
Murphy	12-12	420	102-213	.479	28-30	.933	7-12-19	1.6	75	6.3	47-1	19	2	232	19.3
Malone	12-12	518	81-162	.500	63-91	.692	84-119-203	16.9	7	0.6	42-0	13	21	225	18.8
Lucas	12-12	430	75-139	.540	26-34	.765	4-29-33	2.8	83	6.9	33-1	24	4	176	14.7
Newlin	12-0	316	75-143	.524	21-28	.750	8-26-34	2.8	53	4.4	37-0	15	0	171	14.3
Kunnert	12-5	328	51-104	.490	12-23	.522	48-59-107	8.9	14	1.2	51-2	2	8	114	9.5
Jones	12-6	246	28-63	.444	18-23	.783	13-38-51	4.3	15	1.3	32-2	8	3	74	6.2
Johnson	12-0	146	24-61	.393	10-15	.667	7-22-29	2.4	9	0.8	20-0	4	0	58	4.8
Kennedy	6-1	35	5-10	.500	2-2	1.000	4-8-12	2.0	0	0.0	6-0	0	0	12	2.0
White	1-0	2	1-3	.333	0-0	—	1-0-1	1.0	0	0.0	0-0	1	0	2	2.0
Owens	3-0	7	0-1	.000	0-0	—	0-2-2	0.7	0	0.0	1-0	1	0	0	0.0
ROCKETS	12	2905	549-1111	.494	209-283	.739	200-356-556	46.3	280	23.3	305-6	94	41	1307	108.9
OPPONENTS	12	2905	536-1086	.494	233-338	.689	161-334-495	41.3	279	23.3	281-4	82	59	1305	108.8

## 1979 (0-2)

Player	G-S	Min	FGM-A	Pct.	FTM-A	Pct.	Rebounds		A	Avg.	PF-D	S	TO	B	TP	Avg.
							O-D-Tot	Avg.								
Malone	2-2	78	18-41	.439	13-18	.722	25-16-41	20.5	2	1.0	5-0	1	8	8	49	24.5
Murphy	2-2	73	9-31	.290	8-9	.889	2-1-3	1.5	6	3.0	9-0	8	2	1	26	13.0
Barry	2-2	65	8-25	.320	8-8	1.000	2-6-8	4.0	9	4.5	8-0	0	2	2	24	10.0
Newlin	2-2	67	8-20	.400	8-8	1.000	2-4-6	3.0	5	2.5	10-1	1	6	1	24	12.0
Jones	2-0	33	7-13	.538	6-6	1.000	4-8-12	6.0	3	1.5	3-0	1	6	4	20	10.0
Reid	2-0	45	7-17	.412	6-9	.667	5-4-9	4.5	2	1.0	7-0	1	5	2	20	10.0
Tomjanovich	2-2	64	9-23	.391	2-5	.400	7-7-14	7.0	2	1.0	1-0	1	1	1	20	10.0
Watts	2-0	43	6-15	.400	2-3	.667	4-3-7	3.5	7	3.5	8-0	4	7	1	14	7.0
Bradley	1-0	1	0-0	—	0-0	—	0-0-0	0.0	0	0.0	0-0	0	0	0	0	0.0
Dorsey	1-0	1	0-0	—	0-0	—	0-0-0	0.0	0	0.0	0-0	0	0	0	0	0.0
Dunleavy	1-0	10	0-2	.000	0-0	—	0-1-1	1.0	0	0.0	1-0	0	0	0	0	0.0
ROCKETS	2	480	72-187	.385	53-66	.803	51-50-101	50.5	36	18.0	52-1	17	37	20	197	98.5
OPPONENTS	2	480	83-182	.456	43-59	.729	40-67-107	53.5	55	27.5	58-2	14	32	15	209	104.5







# Year-by-Year Playoff Statistics

## 1990 (1-3)

Player	G-S	Min	FGM-A	Pct.	3PM-A	Pct.	FTM-A	Pct.	Rebounds					S	TO	B	TP	Avg.
									O-D-Tot	Avg.	A	Avg.	PF-D					
Thorpe	4-4	164	27-45	.600	0-0	—	26-38	.684	14-19-33	8.3	7	1.8	12-0	5	9	0	80	20.0
Maxwell	4-4	159	30-81	.370	8-26	.308	11-21	.524	5-7-12	3.0	17	4.3	12-0	5	6	0	79	19.8
Floyd	4-4	172	30-64	.469	3-12	.250	11-17	.647	7-8-15	3.8	41	10.3	5-0	5	15	1	74	18.5
Olajuwon	4-4	161	31-70	.443	0-0	—	12-17	.706	15-31-46	11.5	8	2.0	19-0	10	11	23	74	18.5
Johnson	4-4	148	20-48	.417	0-1	.000	11-13	.846	8-8-16	4.0	9	2.3	16-0	6	4	2	51	12.8
Wiggins	4-0	51	7-15	.467	0-0	—	2-3	.667	4-9-13	3.3	2	0.5	5-0	1	4	0	16	4.0
Smith	4-0	73	6-8	.750	0-0	—	0-0	—	7-6-13	3.3	5	1.3	11-0	4	5	0	12	3.0
Woodson	1-0	6	1-3	.333	0-1	.000	0-0	—	0-0-0	0.0	2	2.0	1-0	0	0	0	2	2.0
McCormick	3-0	21	1-3	.333	0-0	—	1-2	.500	1-7-8	2.7	0	0.0	5-0	0	0	0	3	1.0
Bowie	2-0	4	0-1	.000	0-0	—	0-0	—	0-0-0	0.0	0	0.0	1-0	0	0	0	0	0.0
Caldwell	1-0	1	0-0	—	0-0	—	0-0	—	0-0-0	0.0	0	0.0	0-0	0	0	0	0	0.0
ROCKETS	4	960	153-338	.453	11-40	.275	74-111	.667	61-95-156	39.0	91	22.8	87-0	36	58	26	391	97.8
OPPONENTS	4	960	165-303	.545	12-37	.324	80-105	.762	38-115-153	38.3	105	26.3	80-0	33	66	27	422	105.5

## 1991 (0-3)

Player	G-S	Min	FGM-A	Pct.	3PM-A	Pct.	FTM-A	Pct.	Rebounds					S	TO	B	TP	Avg.
									O-D-Tot	Avg.	A	Avg.	PF-D					
Olajuwon	3-3	129	26-45	.578	0-1	.000	14-17	.824	12-32-44	14.7	6	2.0	11-0	4	8	8	66	22.0
Maxwell	3-3	113	23-56	.411	9-27	.333	1-2	.500	1-7-8	2.7	9	3.0	8-0	2	7	1	56	18.7
Thorpe	3-3	116	22-38	.579	0-0	—	3-6	.500	7-18-25	8.3	8	2.7	8-0	2	6	0	47	15.7
K. Smith	3-3	113	18-38	.474	2-4	.500	8-9	.889	4-4-8	2-7	24	8.0	5-0	4	6	1	46	15.3
Jamerson	2-0	21	5-13	.385	0-1	.000	6-6	1.000	1-2-3	1.5	4	2.0	4-0	1	1	0	16	8.0
Johnson	3-3	86	10-28	.357	0-0	—	4-4	1.000	4-10-14	4.7	8	2.7	13-0	2	5	1	24	8.0
Floyd	3-0	41	8-24	.333	0-4	.000	0-0	—	0-2-2	0.7	7	2.3	4-0	2	7	1	16	5.3
Wood	3-0	44	2-3	.667	1-1	1.000	2-4	.500	1-4-5	1.7	3	1.0	8-0	3	1	0	7	2.3
L. Smith	3-0	57	1-4	.250	0-1	.000	0-1	.000	6-7-13	4.3	4	1.3	11-0	1	2	1	2	0.7
ROCKETS	3	720	115-249	.462	12-39	.308	38-49	.776	36-86-122	40.7	73	24.3	72-0	21	47	13	280	93.3
OPPONENTS	3	720	111-230	.483	12-35	.343	63-80	.788	28-82-110	36.7	72	24.0	55-0	22	42	19	297	99.0

## 1993 (6-6)

Player	G-S	Min	FGM-A	Pct.	3PM-A	Pct.	FTM-A	Pct.	Rebounds					S	TO	B	TP	Avg.
									O-D-Tot	Avg.	A	Avg.	PF-D					
Olajuwon	12-12	518	123-238	.517	0-1	.000	62-75	.827	52-116-168	14.0	57	4.8	37-0	21	45	59	308	25.7
Smith	12-12	391	63-128	.492	23-46	.500	28-36	.778	2-22-24	2.0	50	4.2	18-0	9	26	1	177	14.8
Thorpe	12-12	419	73-115	.635	0-0	—	28-43	.651	36-67-103	8.6	31	2.6	35-0	6	17	1	174	14.5
Maxwell	9-7	308	47-117	.402	11-46	.239	21-24	.875	3-19-22	2.4	32	3.6	17-0	11	17	2	126	14.0
Horry	12-12	374	47-101	.465	9-30	.300	20-27	.741	14-48-62	5.2	38	3.2	30-1	18	28	16	123	10.3
Garland	12-5	246	30-74	.405	0-1	.000	17-17	1.000	6-27-33	2.8	31	2.6	27-1	16	22	0	77	6.4
Bullard	12-0	169	20-42	.476	15-28	.536	6-6	1.000	4-19-23	1.9	13	1.1	11-0	4	9	5	61	5.1
Herrera	12-0	195	22-57	.386	0-2	.000	12-20	.600	16-29-45	3.8	7	0.6	36-1	3	11	2	56	4.7
Brooks	12-0	197	16-42	.381	5-13	.385	10-13	.769	1-9-10	0.8	31	2.6	21-0	9	13	0	47	3.9
Floyd	7-0	60	6-19	.316	1-3	.333	7-10	.700	1-3-4	0.6	8	1.1	2-0	2	9	0	20	2.9
Teagle	5-0	12	2-5	.400	0-0	—	0-2	.000	0-0-0	0.0	0	0.0	1-0	0	3	0	4	0.8
Rollins	6-0	16	0-3	.000	0-1	.000	0-0	—	1-3-4	0.7	0	0.0	2-0	2	0	0	0	0.0
ROCKETS	12	2905	449-941	.477	64-171	.374	211-273	.773	136-362-498	41.5	298	24.8	237-3	101	212	86	1173	97.8
OPPONENTS	12	2905	460-1047	.439	41-108	.380	194-278	.698	193-318-511	42.6	277	23.1	248-4	128	160	49	1155	96.3

## 1994 (15-8)

Player	G-S	Min	FGM-A	Pct.	3PM-A	Pct.	FTM-A	Pct.	Rebounds					S	TO	B	TP	Avg.
									O-D-Tot	Avg.	A	Avg.	PF-D					
Olajuwon	23-23	989	267-514	.519	2-4	.500	128-161	.795	55-199-254	11.0	98	4.3	82-0	40	83	92	664	28.9
Maxwell	23-23	880	118-314	.376	45-138	.326	37-54	.685	12-69-81	3.5	96	4.2	55-1	20	49	2	318	13.8
Horry	23-23	778	98-226	.434	34-89	.382	39-51	.765	40-101-141	6.1	82	3.6	68-0	35	27	20	269	11.7
Thorpe	23-23	854	111-194	.572	1-2	.500	38-67	.567	68-160-228	9.9	54	2.3	86-2	13	37	10	261	11.3
Smith	23-23	696	86-189	.455	34-76	.447	42-52	.808	5-49-54	2.3	94	4.9	40-0	22	33	4	248	10.8
Cassell	22-0	478	63-160	.394	17-45	.378	64-74	.865	19-40-59	2.7	93	4.2	62-1	21	47	5	207	9.4
Elie	23-0	382	42-106	.396	10-32	.313	40-47	.851	9-31-40	1.7	38	1.7	30-0	8	21	3	134	5.8
Herrera	16-0	248	31-58	.534	0-0	—	13-16	.813	14-31-45	2.8	3	0.2	37-1	5	7	3	75	4.7
Brooks	5-0	23	5-6	.833	1-1	1.000	0-1	.000	1-1-2	0.4	3	0.6	3-0	0	0	0	11	2.2
Curetton	10-0	100	8-10	.800	0-0	—	2-2	1.000	6-23-29	2.9	2	0.2	20-0	1	3	2	18	1.8
Bullard	10-0	55	4-19	.211	2-10	.200	6-8	.750	2-8-10	1.0	0	0.0	6-0	1	0	2	16	1.6
Jent	11-0	62	5-20	.250	3-13	.231	0-0	—	1-9-9	0.8	7	0.6	7-0	2	3	0	13	1.2
ROCKETS	23	5545	838-1816	.461	149-410	.363	409-533	.767	232-720-952	41.4	570	24.8	496-5	168	331	143	2234	97.1
OPPONENTS	23	5545	815-1932	.422	111-334	.332	421-566	.744	335-678-1013	44.0	22.2	510	488-3	176	281	112	2162	94.0

# Year-by-Year Playoff Statistics

## 1995 (15-7)

Player	G-S	Min	FGMA	Pct.	3PMA	Pct.	FTMA	Pct.	Rebounds					PF-D	S	TO	B	TP	Avg.
									O-D-Tot	Avg.	A	Avg.							
Ojajuwon	22-22	929	306-576	.531	2-4	.500	111-163	.681	44-183-227	10.3	98	4.5	95-0	26	69	62	725	33.0	
Drexler	22-22	849	155-322	.481	30-39	.303	110-140	.786	45-109-154	7.0	111	5.0	68-1	33	45	15	450	20.5	
Horry	22-22	841	93-209	.445	44-110	.400	58-78	.744	40-115-155	7.0	76	3.5	69-2	32	25	26	288	13.1	
Cassell	22-0	485	74-169	.438	24-60	.400	71-85	.835	8-34-42	1.9	89	4.0	66-1	21	33	2	243	11.0	
Smith	22-22	652	78-178	.438	46-104	.442	36-40	.900	7-42-49	2.2	99	4.5	46-0	14	31	3	238	10.8	
Elie	22-5	635	69-137	.504	28-65	.431	35-44	.795	19-43-62	2.8	54	2.5	55-0	21	21	1	201	9.1	
Chilcutt	20-16	323	31-64	.484	14-36	.389	14-17	.824	15-43-68	2.9	18	0.9	39-0	7	11	4	90	4.5	
Brown	21-1	326	34-76	.447	1-2	.500	25-37	.676	20-45-65	3.1	7	0.3	46-2	9	12	2	94	4.5	
Maxwell	1-0	16	1-7	.143	0-0	.000	1-1	1.000	0-3-3	0.0	1	1.0	1-0	0	1	0	3	3.0	
Herrera	1-0	6	1-1	1.000	0-0	—	0-0	—	0-0-0	0.0	1	1.0	0-0	0	0	0	2	2.0	
Tabak	8-0	31	2-5	.400	0-0	—	2-2	1.000	1-0-1	0.1	1	0.1	5-0	1	2	3	6	0.8	
Jones	19-0	237	5-13	.385	0-1	.000	4-12	.333	12-32-44	2.3	0	0.0	55-0	4	5	10	14	0.7	
ROCKETS	22	5330	849-1757	.483	189-483	.391	467-619	.754	211-649-860	39.1	555	25.2	545-6	168	264	128	2354	107.0	
OPPONENTS	22	5330	836-1789	.467	136-388	.351	485-653	.743	277-686-963	43.8	506	23.0	524-4	153	302	87	2293	104.2	

## 1996 (3-5)

Player	G-S	Min	FGMA	Pct.	3PMA	Pct.	FTMA	Pct.	Rebounds					PF-D	S	TO	B	TP	Avg.
									O-D-Tot	Avg.	A	Avg.							
Ojajuwon	8-8	329	75-147	.510	0-1	.000	29-40	.725	17-56-73	9.1	31	3.9	28-1	15	29	17	179	22.4	
Drexler	8-8	292	49-118	.415	9-34	.265	26-34	.765	15-47-62	7.8	40	5.0	22-0	21	20	4	133	16.6	
Horry	8-8	308	37-91	.407	21-53	.396	10-23	.435	15-42-57	7.1	24	3.0	29-1	21	15	13	105	13.1	
Cassell	8-0	206	26-81	.321	8-29	.276	23-29	.793	1-16-17	2.1	34	4.3	20-0	6	18	1	83	10.4	
Elie	8-0	233	29-66	.439	9-24	.375	11-12	.917	6-16-22	2.8	14	1.8	17-0	7	5	3	78	9.8	
Smith	8-8	191	23-53	.434	12-31	.387	13-13	1.000	4-8-12	1.5	38	4.8	14-0	5	8	0	71	8.9	
Brown	8-8	168	25-45	.556	0-0	—	15-18	.833	6-18-24	3.0	5	0.6	17-0	3	4	0	65	8.1	
Bryant	8-0	145	21-35	.600	0-0	—	12-15	.800	7-20-27	3.4	4	0.5	21-0	1	3	2	54	6.8	
Chilcutt	1-0	10	1-4	.250	0-1	.000	0-2	.000	2-1-3	3.0	0	0.0	0-0	0	1	0	2	2.0	
Mack	6-0	47	5-15	.333	2-9	.222	0-3	.000	0-9-9	1.5	1	0.2	1-0	1	2	0	12	2.0	
Jones	3-0	8	0-1	.000	0-0	—	0-0	—	0-1-1	0.3	0	0.0	0-0	0	0	0	0	0.0	
Recasner	1-0	8	0-3	.000	0-1	.000	0-0	—	0-1-1	1.0	2	2.0	0-0	0	1	0	0	0.0	
ROCKETS	8	1945	291-659	.442	61-183	.333	139-189	.735	73-235-308	38.5	193	24.1	169-2	80	110	40	782	97.8	
OPPONENTS	8	1945	302-649	.465	73-181	.403	144-194	.742	87-274-361	45.1	195	24.4	166-2	64	127	39	821	102.6	

## 1997 (9-7)

Player	G-S	Min	FGMA	Pct.	3PMA	Pct.	FTMA	Pct.	Rebounds					PF-D	S	TO	B	TP	Avg.
									O-D-Tot	Avg.	A	Avg.							
Ojajuwon	16-16	629	147-249	.590	0-3	.000	76-104	.731	46-128-174	10.9	54	3.4	61-0	33	46	41	370	23.1	
Drexler	16-16	623	105-241	.436	38-102	.373	42-54	.778	25-64-89	5.6	77	4.8	52-0	26	36	7	290	18.1	
Barkley	16-16	605	86-198	.434	11-38	.289	103-134	.769	64-128-192	12.0	54	3.4	52-0	19	43	7	286	17.9	
Elie	16-16	598	54-116	.466	24-60	.400	52-62	.839	19-37-56	3.5	61	3.8	52-3	14	30	4	184	11.5	
Maloney	16-16	526	61-153	.399	43-108	.398	14-21	.667	1-18-19	1.2	50	3.1	31-0	10	38	3	179	11.2	
Johnson	16-0	284	48-117	.410	14-47	.298	23-24	.958	15-21-36	2.3	10	0.6	17-0	5	7	0	133	8.3	
Willis	16-0	295	38-95	.400	0-1	.000	26-38	.684	22-53-75	4.7	11	0.7	47-0	9	22	4	102	6.4	
Threatt	16-0	266	22-56	.393	9-30	.300	6-8	.750	2-15-17	1.1	48	3.0	35-0	6	12	4	59	3.7	
Bullard	2-0	7	2-2	1.000	2-2	1.000	0-0	—	1-1-2	1.0	0	0.0	1-0	0	0	0	6	3.0	
Livingston	2-0	15	1-4	.250	1-1	1.000	0-0	—	0-0-0	0.0	4	2.0	1-0	1	1	0	3	1.5	
Harrington	7-0	15	1-2	.500	0-0	—	7-10	.700	1-3-4	0.6	0	0.0	1-0	0	2	0	9	1.3	
Jones	1-0	2	0-0	—	0-0	—	0-0	—	0-0-0	0.0	1	1.0	0-0	0	0	0	0	0.0	
ROCKETS	16	3865	565-1233	.458	142-392	.362	349-455	.767	196-468-664	41.5	370	23.1	350-4	123	243	70	1621	101.3	
OPPONENTS	16	3865	584-1304	.448	92-256	.359	332-409	.812	212-433-645	40.3	358	22.4	378-6	141	198	67	1592	99.5	

## 1998 (2-3)

Player	G-S	Min	FGMA	Pct.	3PMA	Pct.	FTMA	Pct.	Rebounds					PF-D	S	TO	B	TP	Avg.
									O-D-Tot	Avg.	A	Avg.							
Ojajuwon	5-5	190	39-99	.394	0-1	.000	24-33	.727	9-45-54	10.8	12	2.4	18-0	5	13	16	102	20.4	
Drexler	5-5	182	21-68	.309	5-26	.192	28-37	.757	9-18-27	5.4	23	4.6	15-0	8	13	3	75	15.0	
Willis	5-5	168	22-55	.400	0-1	.000	12-16	.750	18-35-53	10.6	5	1.0	21-0	8	12	3	56	11.2	
Barkley	4-0	87	12-23	.522	0-2	.000	12-21	.571	5-16-21	5.3	4	1.0	12-1	5	6	0	36	9.0	
Elie	5-1	133	12-27	.444	3-9	.333	6-9	.667	3-10-13	2.6	6	1.2	10-0	2	5	0	33	6.6	
Maloney	5-5	165	10-30	.333	5-20	.250	8-9	.889	0-8-8	1.6	18	3.6	11-0	2	4	2	33	6.6	
Johnson	5-0	89	9-27	.333	3-10	.300	7-8	.875	4-4-8	1.6	1	0.2	10-0	0	3	0	28	5.6	
Harrington	3-0	23	6-12	.500	0-1	.000	4-5	.800	3-4-7	2.3	0	0.0	1-0	0	0	1	16	5.3	
Price	5-0	75	6-15	.400	5-13	.385	2-3	.667	1-8-9	1.8	6	1.2	12-1	4	6	0	19	3.8	
Bullard	5-4	70	6-18	.333	3-10	.300	2-2	1.000	3-5-8	1.6	5	1.0	5-0	1	0	0	17	3.4	
Rhodes	3-0	7	2-3	.667	0-0	—	2-4	.500	0-1-1	0.3	0	0.0	0-0	1	1	0	6	2.0	
Jones	4-0	11	0-0	—	0-0	—	2-2	1.000	1-2-3	0.8	1	0.3	4-0	0	0	0	2	0.5	
ROCKETS	5	1200	145-377	.385	24-93	.258	109-149	.732	56-156-212	42.4	81	16.2	119-2	36	65	25	423	84.6	
OPPONENTS	5	1200	168-368	.457	17-45	.378	104-150	.693	48-171-219	43.8	106	21.2	119-0	39	68	29	457	91.4	

# Year-by-Year Playoff Statistics

## 1999 (1-3)

Player	G-S	Min	FGM-A	Pct.	3PM-A	Pct.	FTM-A	Pct.	Rebounds				S	TO	B	TP	Avg.	
									O-D-Tot	Avg.	A	Avg.						PF-D
Barkley	4-4	157	36-68	.529	2-7	.286	20-30	.667	13-42-55	13.8	15	3.8	12-0	6	8	2	94	23.5
Pippen	4-4	172	23-70	.329	6-22	.273	21-26	.808	20-27-47	11.8	22	5.5	12-0	7	13	3	73	18.3
Olajuwon	4-4	123	23-54	.426	0-0	—	7-8	.875	5-24-29	7.3	2	0.5	18-0	5	5	3	53	13.3
Mack	4-0	123	13-38	.342	10-26	.385	14-17	.824	1-8-9	2.3	7	1.8	11-0	4	5	0	50	12.5
Price	4-0	98	11-24	.458	5-14	.357	6-6	1.000	3-5-8	2.0	14	3.5	5-0	4	6	1	33	8.3
Mobley	4-4	94	7-15	.467	4-7	.571	10-11	.909	0-4-4	1.0	11	2.8	11-0	2	5	0	28	7.0
Harrington	4-0	42	9-14	.643	0-0	—	4-6	.667	5-9-14	3.5	1	0.3	2-0	0	3	1	22	5.5
Dickerson	4-4	82	6-22	.273	3-8	.375	2-4	.500	2-2-4	1.0	3	0.8	8-0	2	2	3	17	4.3
Bullard	2-0	8	2-2	1.000	1-1	1.000	2-2	1.000	0-0-0	0.0	1	0.5	0-0	0	0	0	7	3.5
Carr	4-0	37	4-11	.364	0-0	—	0-0	—	3-4-7	1.8	4	1.0	19-1	0	4	1	8	2.0
Drew	1-0	4	1-1	1.000	0-0	—	0-2	.000	1-2-3	3.0	2	2.0	1-0	0	0	0	2	2.0
Roberts	3-0	20	0-6	.000	0-0	—	1-2	.500	0-3-3	1.0	0	0.0	5-0	0	0	4	1	0.3
ROCKETS	4	960	135-325	.415	31-85	.365	87-114	.763	53-130-183	45.8	82	20.5	104-1	30	53	18	388	97.0
OPPONENTS	4	960	151-322	.469	25-66	.379	70-110	.636	44-119-163	40.8	93	23.3	87-1	20	52	34	397	99.3

## 2004 (1-4)

Player	G-S	Min	FGM-A	Pct.	3PM-A	Pct.	FTM-A	Pct.	Rebounds				S	TO	B	TP	Avg.	
									O-D-Tot	Avg.	A	Avg.						PF-D
Francis	5-5	222	30-70	.429	7-17	.412	29-40	.725	6-36-42	8.4	38	7.6	18-1	7	21	1	96	19.2
Yao	5-5	185	31-68	.456	0-0	—	13-17	.765	11-26-37	7.4	9	1.8	20-2	2	13	7	75	15.0
J. Jackson	5-5	221	29-73	.397	8-29	.276	8-12	.667	3-49-52	10.4	10	2.0	9-0	5	9	1	74	14.8
Mobley	5-5	210	29-75	.387	6-21	.286	8-10	.800	5-19-24	4.8	14	2.8	14-0	3	18	3	72	14.4
Taylor	5-0	115	18-38	.474	0-0	—	13-17	.765	5-11-16	3.2	5	1.0	20-0	0	7	1	49	9.8
Cato	5-5	148	13-22	.591	0-0	—	3-7	.429	14-20-34	6.8	2	0.4	18-1	5	5	4	29	5.8
Weatherspoon	2-0	22	2-5	.400	0-0	—	3-6	.500	2-2-4	2.0	0	0.0	3-0	0	0	0	7	3.5
Nachbar	5-0	41	4-9	.444	1-3	.333	5-5	1.000	1-5-6	1.2	2	0.4	9-0	1	2	0	14	2.8
Padgett	4-0	14	2-5	.400	1-3	.333	0-0	—	1-2-3	0.8	0	0.0	1-0	1	1	1	5	1.3
M. Jackson	5-0	38	1-6	.167	0-3	.000	0-0	—	0-3-3	0.6	5	1.0	1-0	2	2	0	2	0.4
Piatkowski	1-0	4	0-1	.000	0-0	—	0-0	—	0-1-1	1.0	0	0.0	1-0	0	0	0	0	0.0
Wilks	2-0	5	0-0	—	0-0	—	0-0	—	0-0-0	0.0	1	0.5	0-0	0	1	0	0	0.0
ROCKETS	5	1225	159-372	.427	23-76	.303	82-114	.719	48-174-222	44.4	86	17.2	114-4	26	84	18	423	84.6
OPPONENTS	5	1225	169-394	.429	23-67	.343	89-140	.636	50-152-202	40.4	122	24.4	108-0	50	52	20	450	90.0

## 2005 (3-4)

Player	G-S	Min	FGM-A	Pct.	3PM-A	Pct.	FTM-A	Pct.	Rebounds				S	TO	B	TP	Avg.	
									O-D-Tot	Avg.	A	Avg.						PF-D
McGrady	7-7	301	78-171	.456	17-46	.370	42-51	.824	12-40-52	7.4	47	6.7	20-0	11	26	10	215	30.7
Yao	7-7	220	55-84	.655	0-0	—	40-55	.727	23-31-54	7.7	5	0.7	31-1	2	19	19	150	21.4
James	7-0	171	29-62	.468	0-9	.000	23-24	.958	2-11-13	1.9	16	2.3	17-0	6	10	2	81	11.6
Barry	7-0	183	21-48	.438	11-23	.478	7-8	.875	1-28-29	4.1	9	1.3	13-0	5	6	0	60	8.6
Wesley	7-7	280	19-54	.352	10-21	.476	9-13	.692	4-17-21	3.0	23	3.3	20-0	9	9	1	57	8.1
Sura	7-7	182	20-46	.435	7-13	.538	8-12	.667	6-21-27	3.9	14	2.0	15-0	7	11	0	55	7.9
Padgett	7-4	109	9-24	.375	5-12	.417	2-2	1.000	9-10-19	2.7	4	0.6	18-0	3	3	2	25	3.6
Mutombo	7-0	101	6-11	.545	0-0	—	10-13	.769	11-24-35	5.0	2	0.3	15-0	2	7	7	22	3.1
Bowen	7-3	125	8-25	.320	0-0	—	2-3	.667	7-7-14	2.0	6	0.9	23-2	6	6	0	18	2.6
Norris	2-0	7	0-1	.000	0-0	—	0-0	—	0-0-0	0.0	0	0.0	0-0	0	0	0	0	0.0
Weatherspoon	1-0	1	0-0	—	0-0	—	0-0	—	0-0-0	0.0	0	0.0	1-0	0	0	0	0	0.0
ROCKETS	7	1680	245-526	.466	50-124	.403	143-181	.790	75-189-264	37.7	126	18.0	173-3	51	100	41	683	97.6
OPPONENTS	7	1680	240-535	.449	53-122	.434	169-211	.801	94-195-289	41.3	120	17.1	160-5	49	93	34	702	100.3

## 2007 (3-4)

Player	G-S	Min	FGM-A	Pct.	3PM-A	Pct.	FTM-A	Pct.	Rebounds				S	TO	B	TP	Avg.	
									O-D-Tot	Avg.	A	Avg.						PF-D
McGrady	7-7	280	63-160	.394	9-36	.250	42-57	.737	5-36-41	5.9	51	7.3	12-0	5	21	6	177	25.3
Yao	7-7	260	55-125	.440	0-0	—	66-75	.880	23-49-72	10.3	6	0.9	27-0	1	33	5	176	25.1
Alston	7-7	309	25-74	.338	16-50	.320	10-13	.769	6-42-48	6.9	35	5.0	23-0	13	17	3	76	10.9
Battier	7-7	272	23-51	.451	19-43	.442	7-8	.875	3-15-18	2.6	15	2.1	20-0	12	8	7	72	10.3
Howard	7-0	157	14-35	.400	0-0	—	7-11	.636	10-21-31	4.4	7	1.0	10-0	5	4	0	35	5.0
Head	7-0	141	11-36	.306	6-23	.261	4-8	.500	2-17-19	2.7	8	1.1	16-1	3	7	2	32	4.6
Spanoulis	1-0	3	1-2	.500	0-0	—	2-2	1.000	0-1-1	1.0	1	1.0	0-0	0	0	0	4	4.0
Hayes	7-7	197	12-17	.706	0-1	.000	2-5	.400	14-31-45	6.4	3	0.4	22-0	9	7	3	26	3.7
Tsakalidis	1-0	3	0-0	—	0-0	—	2-2	1.000	1-3-4	0.0	0	0.0	0-0	0	0	0	2	2.0
Mutombo	7-0	40	3-3	1.000	0-0	—	3-3	1.000	5-6-11	1.6	1	0.1	5-0	0	3	9	1.3	
Snyder	3-0	9	1-3	.333	0-2	.000	0-0	—	0-1-1	0.3	0	0.0	0-0	0	1	0	2	0.7
Lucas	2-0	8	0-1	.000	0-1	.000	0-0	—	0-0-0	0.0	0	0.0	0-0	1	2	0	0	0.0
ROCKETS	7	1680	208-507	.410	50-156	.321	145-184	.788	69-222-291	41.6	127	18.1	135-1	49	104	29	611	87.3
OPPONENTS	7	1680	249-561	.444	26-87	.299	109-146	.747	74-215-289	41.3	160	22.9	160-3	49	84	34	633	90.4

Playoffs

# Year-by-Year Playoff Statistics

## 2008 (2-4)

Player	G-S	Min	FGMA	Pct.	3PMA	Pct.	FTMA	Pct.	Rebounds					S	TO	B	TP	Avg.
									O-D-Tot	Avg.	A	Avg.	PF-D					
McGrady	6-6	247	62-146	.425	5-24	.208	33-53	.623	7-42-49	8.2	41	6.8	8-0	9	18	5	162	27.0
Alston	4-4	126	21-48	.438	11-25	.440	4-5	.800	2-4-6	1.5	18	4.5	7-0	4	6	0	57	14.3
Scola	6-6	220	30-67	.448	0-1	.000	24-35	.686	24-32-56	9.3	8	1.3	30-0	4	12	1	84	14.0
Battier	6-6	246	20-45	.444	12-25	.480	8-11	.727	7-16-23	3.8	3	0.5	19-2	6	8	5	60	10.0
Jackson	6-2	138	20-70	.286	5-24	.208	7-11	.636	2-8-10	1.7	9	1.5	11-0	5	4	0	52	8.7
Landry	6-0	106	11-26	.423	0-0	—	12-16	.750	15-13-28	4.7	0	0.0	8-0	7	2	3	34	5.7
Brooks	6-0	50	8-25	.320	0-10	.000	9-11	.818	0-6-6	1.0	3	0.5	11-0	0	3	0	25	4.2
Mutombo	6-6	123	8-13	.615	0-0	—	7-11	.636	10-29-39	6.5	2	0.3	10-0	1	1	11	23	3.8
Novak	3-0	21	3-4	.750	2-3	.667	0-0	—	1-1-2	0.7	0	0.0	2-0	0	0	1	8	2.7
Hayes	6-0	108	7-11	.636	0-2	.000	0-0	—	7-21-28	4.7	5	0.8	18-0	3	4	6	14	2.3
Woods	1-0	1	1-1	1.000	0-0	—	0-0	—	1-0-1	1.0	0	0.0	0-0	0	0	0	2	2.0
Harris	3-0	9	1-2	.500	0-0	—	1-2	.500	1-1-2	0.7	0	0.0	0-0	0	0	0	3	1.0
Head	5-0	44	1-14	.071	0-6	.000	2-2	1.000	1-1-2	0.4	4	0.8	3-0	2	4	1	4	0.8
ROCKETS	6	1440	193-472	.409	35-120	.292	107-157	.682	78-174-252	42.0	93	15.5	127-2	41	65	33	528	88.0
OPPONENTS	6	1440	203-454	.447	32-89	.360	105-152	.691	77-184-261	43.5	111	18.5	131-0	33	74	37	543	90.5

## 2009 (7-6)

Player	G-S	Min	FGMA	Pct.	3PMA	Pct.	FTMA	Pct.	Rebounds					S	TO	B	TP	Avg.
									O-D-Tot	Avg.	A	Avg.	PF-D					
Yao	9-9	323	54-99	.545	0-0	—	46-51	.902	19-79-98	10.9	9	1.0	27-0	4	17	11	154	17.1
Brooks	13-13	444	77-170	.453	27-64	.422	37-46	.804	4-30-34	2.6	44	3.4	29-0	5	29	3	218	16.8
Artest	13-13	488	80-203	.394	23-83	.277	20-28	.714	12-44-56	4.3	54	4.2	27-0	14	32	3	203	15.6
Scola	13-13	424	77-156	.494	0-0	—	33-49	.673	28-81-109	8.4	23	1.8	45-0	7	22	3	187	14.4
Wafer	13-0	181	39-92	.424	9-22	.409	19-22	.864	0-12-12	0.9	9	0.7	11-0	2	1	1	106	8.2
Battier	13-13	496	33-81	.407	17-54	.315	22-23	.957	21-43-64	4.9	31	2.4	33-0	14	15	9	105	8.1
Landry	13-0	240	39-70	.557	0-2	.000	19-33	.576	16-35-51	3.9	3	0.2	27-0	4	14	5	97	7.5
Lowry	13-0	254	21-63	.333	4-16	.250	23-31	.742	8-30-38	2.9	32	2.5	23-0	12	17	1	69	5.3
Barry	4-0	35	5-10	.500	3-8	.375	0-0	—	0-4-4	1.0	3	0.8	3-0	2	4	0	13	3.3
Cook	6-0	32	4-15	.267	2-9	.222	0-0	—	3-9-12	2.0	3	0.5	4-0	2	4	1	10	1.7
Hayes	13-4	173	10-21	.476	0-2	.000	0-0	—	13-26-39	3.0	10	0.8	27-0	13	4	2	20	1.5
White	5-0	12	3-9	.333	1-2	.500	0-0	—	1-0-1	0.2	0	0.0	0-0	0	1	0	7	1.4
Mutombo	2-0	20	0-0	—	0-0	—	0-2	.000	1-8-9	4.5	0	0.0	5-0	1	0	2	0	0.0
ROCKETS	13	3120	442-989	.447	86-262	.328	219-285	.768	126-401-527	40.5	221	17.0	261-0	80	185	41	1189	91.5
OPPONENTS	13	3120	459-1020	.450	76-209	.364	214-288	.743	143-363-526	40.5	207	15.9	278-3	101	151	92	1208	92.9

## 2013 (2-4)

Player	G-S	Min	FGMA	Pct.	3PMA	Pct.	FTMA	Pct.	Rebounds					S	TO	B	TP	Avg.
									O-D-Tot	Avg.	A	Avg.	PF-D					
Harden	6-6	243	45-115	.391	15-44	.341	53-66	.803	5-35-40	6.7	27	4.5	18-0	12	27	6	158	26.3
Parsons	6-6	238	42-93	.452	16-40	.400	9-14	.643	7-32-39	6.5	22	3.7	19-0	1	18	2	109	18.2
Asik	6-6	208	22-39	.564	0-0	—	30-47	.638	21-46-67	11.2	3	0.5	22-0	3	12	10	74	12.3
Beverley	6-5	200	28-65	.431	8-24	.333	7-7	1.000	11-22-33	5.5	17	2.8	24-0	7	6	4	71	11.8
Garcia	6-3	164	22-50	.440	17-37	.459	3-5	.600	3-17-20	3.3	9	1.5	21-0	4	4	5	64	10.7
Delfino	5-0	120	15-40	.375	11-31	.355	4-4	1.000	1-11-12	2.4	10	2.0	10-0	3	5	1	45	9.0
Brooks	6-0	67	13-34	.382	1-9	.111	3-5	.600	3-6-9	1.5	11	1.8	3-0	1	6	1	30	5.0
Motiejunas	1-0	5	2-2	1.000	0-0	—	1-1	1.000	1-0-1	1.0	0	0.0	0-0	0	0	0	5	5.0
Jones	2-0	35	4-10	.400	0-2	.000	0-3	.000	5-10-15	7.5	1	0.5	2-0	0	1	1	8	4.0
Lin	4-3	84	6-24	.250	2-12	.167	2-2	1.000	0-8-8	2.0	8	2.0	9-0	2	8	1	16	4.0
Smith	5-1	59	6-9	.667	0-0	—	6-12	.500	7-6-13	2.6	0	0.0	9-0	2	4	2	18	3.6
Anderson	2-0	18	1-5	.200	0-3	.000	0-0	—	1-3-4	2.0	0	0.0	2-0	0	0	0	2	1.0
ROCKETS	6	1440	206-486	.424	70-202	.347	118-166	.711	65-196-261	43.5	108	18.0	139-0	35	95	33	600	100.0
OPPONENTS	6	1440	223-496	.450	61-170	.359	128-151	.848	58-197-255	42.5	121	20.2	148-0	47	77	44	635	105.8

## 2014 (2-4)

Player	G-S	Min	FGMA	Pct.	3PMA	Pct.	FTMA	Pct.	Rebounds					S	TO	B	TP	Avg.
									O-D-Tot	Avg.	A	Avg.	PF-D					
Harden	6-6	263:28:00	50-133	.376	16-54	.296	45-50	.900	5-23-28	4.7	35	5.8	21-1	12	21	1	161	26.8
Howard	6-6	231:19:00	58-106	.547	0-0	—	40-64	.625	27-55-82	13.7	11	1.8	25-1	4	19	17	156	26.0
Parsons	6-6	250:19:00	46-105	.438	13-36	.361	11-15	.733	6-35-41	6.8	14	2.3	19-1	4	5	2	116	19.3
Lin	6-0	176:42:00	25-61	.41	5-23	.217	13-16	.813	7-15-22	3.7	26	4.3	15-0	3	13	1	68	11.3
Beverley	6-6	202:20:00	19-50	.38	7-22	.318	7-10	.700	13-12-25	4.2	11	1.8	21-1	3	4	2	52	8.7
Daniels	4-0	67:38:00	9-17	.529	8-15	.533	5-5	1.000	3-6-9	2.3	1	0.2	10-0	2	2	0	31	7.8
Jones	6-2	138:04:00	20-39	.513	0-1	.000	6-12	.500	17-20-37	6.2	8	1.3	13-0	5	2	3	46	7.7
Asik	6-4	162:42:00	16-33	.485	0-0	—	3-3	1.00	21-28-49	8.2	4	0.7	29-2	3	11	4	35	5.8
Garcia	2-0	22:26	2-6	.333	0-3	.000	3-4	.750	1-1-2	1	0	0.0	3-0	0	0	0	7	3.5
ROCKETS	6	1440	245-550	.445	49-154	.318	133-179	.743	100-195-367	61.2	110	18.3	156-6	36	83	30	672	112.0
OPPONENTS	6	1440	239-527	.454	56-154	.364	136-169	.805	73-183-305	50.8	111	18.5	149-4	44	71	55	670	111.7

# Year-by-Year Playoff Statistics

## 2015 (9-8)

Player	G-S	Min	FGM-A	Pct.	3PM-A	Pct.	FTM-A	Pct.	Rebounds							S	TO	B	TP	Avg.
									O-D-Tot	Avg.	A	Avg.	PF-D							
Harden	17-17	636	129-294	.439	41-107	.383	163-178	.916	12-85-97	5.7	128	7.5	49-0	28	77	7	462	27.2		
Howard	17-17	574	105-182	.577	0-0	---	68-166	.412	62-176-238	14.0	20	1.2	60-1	23	37	39	278	16.4		
Smith	17-8	396	85-194	.438	27-71	.380	32-74	.432	26-70-96	5.6	46	2.7	41-0	9	38	17	229	13.5		
Ariza	17-17	655	75-176	.426	36-96	.375	38-42	.905	18-91-109	6.4	44	2.6	51-0	30	23	2	224	13.2		
Brewer	17-0	428	72-167	.431	12-42	.286	35-55	.636	11-36-47	2.8	19	1.1	48-0	11	15	4	191	11.2		
Jones	17-9	401	67-159	.421	3-19	.158	36-54	.667	29-52-81	4.8	17	1.0	31-0	8	16	12	173	10.2		
Terry	17-17	487	57-134	.425	29-82	.354	13-16	.813	6-32-38	2.2	48	2.8	46-0	15	20	2	156	9.2		
Capela	17-0	127	21-31	.677	0-0	---	15-29	.517	13-29-42	2.5	5	1.1	19-0	3	3	9	57	3.4		
Prigioni	17-0	293	19-57	.333	12-41	.293	3-4	.750	6-13-19	1.1	39	2.3	40-0	15	12	0	53	3.1		
Johnson	9-0	49	4-17	.235	1-7	.143	3-3	1.000	1-3-4	0.4	4	0.4	7-0	0	4	1	12	1.3		
Papanikolaou	8-0	21	1-4	.250	0-3	.000	1-2	.500	0-2-2	0.3	0	0.0	4-0	0	5	0	3	0.4		
Dorsey	6-0	13	0-2	.000	0-0	---	1-2	.500	1-3-4	0.7	2	0.3	2-0	0	1	0	1	0.2		
TEAM	17	4080	635-1417	.448	161-468	.344	408-624	.654	185-592-777	45.7	372	21.9	398-1	142	263	93	1839	108.2		
OPPONENTS	17	4080	699-1520	.460	164-487	.337	319-453	.704	204-592-796	46.8	409	24.1	463-5	147	245	92	1881	110.6		

## 2016 (1-4)

Player	G-S	Min	FGM-A	Pct.	3PM-A	Pct.	FTM-A	Pct.	Rebounds							S	TO	B	TP	Avg.
									O-D-Tot	Avg.	A	Avg.	PF-D							
Harden	5-5	193	41-100	.410	13-42	.310	38-45	.844	7-19-26	5.2	38	7.6	13-0	12	26	1	133	26.6		
Howard	5-5	180	26-48	.542	0-1	.000	14-38	.368	26-44-70	14.0	8	1.6	21-1	4	12	7	66	13.2		
Beasley	5-0	80	22-46	.478	2-6	.333	6-7	.857	4-17-21	4.2	3	0.6	8-0	1	7	0	52	10.4		
Motiejunas	5-4	98	16-37	.432	4-9	.444	8-17	.471	10-16-26	5.2	5	1.0	11-0	4	12	2	44	8.8		
Terry	5-0	124	13-38	.342	6-19	.316	3-3	1.000	1-10-11	2.2	6	1.2	13-0	2	3	1	35	7.0		
Ariza	5-5	181	13-51	.256	4-28	.143	3-4	.750	7-14-21	4.2	4	0.8	16-0	13	12	1	33	6.6		
Beverley	5-5	129	10-37	.270	3-14	.214	6-6	1.000	4-18-22	4.4	11	2.2	17-0	2	4	2	29	5.8		
Brewer	5-1	77	7-27	.259	1-10	.100	7-8	.875	3-4-7	1.4	8	1.6	13-0	0	6	1	22	4.4		
Smith	4-0	38	6-13	.462	4-8	.500	0-2	.000	1-1-2	0.5	4	1.0	7-0	1	5	1	16	4.0		
Goudelock	2-0	11	3-6	.500	0-1	.000	0-0	---	0-2-2	1.0	0	0.0	0-0	0	3	0	6	3.0		
McDaniels	4-0	34	4-13	.308	1-3	.333	0-0	---	1-6-7	1.8	1	0.3	3-0	0	0	3	9	2.3		
Capela	5-0	43	3-9	.333	0-0	---	2-5	.400	8-12-20	4.0	2	0.4	5-0	3	3	2	8	1.6		
Harrell	2-0	12	1-3	.333	0-1	.000	1-2	.500	0-2-2	1.0	0	0.0	1-0	0	1	0	3	1.5		
ROCKETS	5	1200	165-428	.386	38-142	.268	88-137	.642	72-165-237	43.6	90	28.8	128-1	42	95	21	456	91.2		
OPPONENTS	5	1200	204-422	.483	58-144	.403	84-126	.667	49-169-218	47.4	144	18.0	111-1	46	71	27	550	110.0		

## 2017 (6-5)

Player	G-S	Min	FGM-A	Pct.	3PM-A	Pct.	FTM-A	Pct.	Rebounds							S	TO	B	TP	Avg.
									O-D-Tot	Avg.	A	Avg.	PF-D							
Harden	11-11	407	90-218	.413	32-115	.278	101-115	.878	7-53-60	5.5	93	8.5	43-1	21	59	5	313	28.5		
Gordon	11-2	358	51-121	.421	27-70	.386	13-18	.722	5-38-43	3.9	22	2.0	20-0	8	14	6	142	12.9		
L. Williams	11-0	272	50-118	.424	12-39	.308	26-29	.897	7-23-30	2.7	14	1.3	17-0	7	14	1	138	12.5		
Beverley	11-11	325	45-109	.413	21-52	.404	11-14	.786	21-40-61	5.5	33	3.0	38-1	16	18	2	122	11.1		
Ariza	11-11	413	41-97	.423	23-61	.377	13-14	.929	8-48-56	5.1	23	2.1	25-0	14	9	2	118	10.7		
Capela	11-11	286	46-82	.561	0-1	.000	24-39	.615	26-70-96	8.7	12	1.1	28-0	8	8	28	116	10.5		
Nene	9-0	161	36-51	.706	0-1	.000	18-31	.581	11-31-42	4.7	5	0.6	24-0	6	9	4	90	10.0		
Anderson	11-9	336	36-92	.391	17-60	.283	14-16	.875	15-42-57	5.2	7	0.6	24-0	4	9	2	103	9.4		
Brown	5-0	22	10-20	.500	5-11	.455	0-0	---	0-2-2	0.4	1	0.2	1-0	0	0	0	25	5.0		
Wiltjer	1-0	5	1-1	1.000	1-1	1.000	0-0	---	0-0-0	0.0	0	0.0	0-0	0	0	0	3	3.0		
Dekker	4-0	31	3-12	.250	3-6	.500	0-0	---	5-5-10	2.5	1	0.3	2-0	1	0	1	9	2.3		
Harrell	5-0	21	1-3	.333	0-0	---	3-6	.500	1-5-6	1.2	2	0.4	7-0	0	2	0	5	1.0		
T. Williams	5-0	19	0-9	.000	0-5	.000	1-2	.500	2-5-7	1.4	1	0.2	0-0	0	2	0	1	0.2		
Taylor	3-0	10	0-2	.000	0-1	.000	0-0	---	1-1-2	0.7	1	0.3	1-0	0	0	0	0	0.0		
TEAM	11	2665	410-935	.439	141-423	.333	224-284	.789	109-363-472	42.9	215	19.5	230-2	85	154	51	1185	107.7		
OPPONENTS	11	2665	448-984	.455	92-291	.316	184-263	.700	143-372-515	46.8	247	22.5	214-1	87	138	77	1172	106.5		

Playoffs

# Year-by-Year Playoff Statistics

## 2018 (11-6)

Player	G-S	Min	FGM-A	Pct.	3PM-A	Pct.	FTM-A	Pct.	Rebounds		PF-D	S	TO	B	TP	Avg.		
									O-D-Tot	Avg.								
Harden	17-17	621	158-385	.410	52-174	.299	118-133	.837	14-75-89	5.2	116	6.8	46-30	38	65	11	486	28.6
Paul	15-15	517	118-257	.459	37-99	.374	44-53	.830	9-80-89	5.9	87	5.8	47-1	30	28	4	317	21.1
Gordon	17-2	549	84-221	.380	43-130	.331	51-61	.836	9-36-45	2.6	28	1.6	29-0	10	24	8	262	15.4
Capela	17-17	520	95-144	.660	0-0	---	26-55	.473	61-136-197	11.6	22	13	38-0	14	15	36	216	12.7
Tucker	17-17	570	52-108	.481	35-75	.467	12-18	.667	23-88-111	6.5	22	1.3	46-0	11	14	13	151	8.9
Ariza	17-17	582	50-139	.360	26-91	.286	23-31	.742	9-56-65	3.8	22	1.3	44-0	19	10	2	149	8.8
Green	17-0	272	37-94	.394	27-72	.375	6-7	.857	6-44-50	2.9	1	0.1	27-0	4	10	7	107	6.3
Nene	11-0	107	12-20	.600	0-0	---	7-11	.636	6-22-28	2.5	5	0.5	18-0	2	8	5	31	2.8
Mbah a Moute	9-0	149	9-36	.250	3-15	.200	4-7	.571	3-19-22	2.4	3	0.3	8-0	6	6	4	25	2.8
Anderson	11-0	95	7-20	.350	5-15	.333	0-0	---	4-9-13	1.2	6	0.5	10-0	3	3	1	19	1.7
Johnson	8-0	54	6-17	.353	0-3	.000	0-0	---	0-10-10	1.3	3	0.4	4-0	0	3	1	12	1.5
A. Jackson	7-0	17	2-4	.500	0-2	.000	1-2	.500	2-2-4	0.6	2	0.3	2-0	0	2	0	5	0.7
Qi	3-0	6	1-1	1.000	0-0	---	0-0	---	0-1-1	0.3	0	0.0	0-0	0	0	0	2	0.7
Black	7-0	19	1-4	.250	0-0	---	0-0	---	2-4-6	0.9	2	0.3	5-0	0	1	1	2	0.3
Onuaku	1-0	3	0-0	---	0-0	---	0-0	---	1-0-1	1.0	1	1.0	1-0	1	0	0	0	0.0
TEAM	17	4080	632-1450	.436	228-676	.337	292-378	.772	149-582-731	43.0	320	18.8	325-1	138	205	93	1784	104.9
OPPONENTS	17	4080	654-1405	.465	181-474	.382	264-352	.750	145-596-741	43.6	363	21.4	332-1	115	238	74	1753	103.1

## 2019 (6-5)

Player	G-S	Min	FGM-A	Pct.	3PM-A	Pct.	FTM-A	Pct.	Rebounds		PF-D	S	TO	B	TP	Avg.		
									O-D-Tot	Avg.								
Harden	11-11	424	109-264	.413	48-137	.350	82-98	.837	9-66-75	6.8	73	6.6	41-0	24	51	10	348	31.6
Gordon	11-11	410	67-150	.447	38-95	.400	24-28	.857	5-23-28	2.5	14	1.3	22-0	7	27	11	196	17.8
Paul	11-11	397	66-148	.446	17-63	.270	38-45	.844	14-56-70	6.4	60	5.5	36-0	24	37	7	187	17.0
Tucker	11-11	426	40-88	.455	26-57	.456	19-23	.826	19-63-82	7.5	19	1.7	35-0	19	8	8	125	11.4
Capela	11-11	331	46-82	.561	0-0	---	15-35	.429	41-72-113	10.3	16	1.5	26-1	3	16	12	107	9.7
Rivers	10-0	215	27-62	.435	16-35	.457	4-6	.667	2-19-21	2.1	10	1.0	31-0	5	8	1	74	7.4
House	7-0	141	11-37	.297	8-31	.258	4-8	.500	2-20-22	3.1	1	0.1	11-0	3	4	2	34	4.9
Faried	6-0	56	9-13	.692	1-1	1.000	5-6	.833	3-18-21	3.5	2	0.3	6-0	2	0	0	24	4.0
Nene	7-0	53	10-10	1.000	0-0	---	7-9	.778	9-5-14	2.0	3	0.4	7-0	3	3	2	27	3.9
Shumpert	8-0	109	10-26	.385	8-22	.364	1-4	.250	1-11-12	1.5	2	0.3	10-0	1	3	0	29	3.6
Green	11-0	97	12-40	.300	10-29	.345	5-5	1.000	0-12-12	1.1	1	0.1	12-0	3	3	3	39	3.5
Hartenstein	2-0	2	2-2	1.000	0-0	---	0-0	---	1-0-1	0.5	0	0.0	1-0	0	0	0	4	2.0
Clark	2-0	4	0-0	---	0-0	---	0-0	---	0-1-1	0.5	0	0.0	0-0	0	0	0	0	0.0
TEAM	11	2665	409-922	.444	172-470	.366	204-267	.764	106-366-472	42.9	201	18.3	238-1	94	174	56	1194	108.5
OPPONENTS	11	2665	418-953	.439	116-378	.307	207-272	.761	122-352-474	43.1	267	24.3	237-1	90	159	51	1159	105.4

## 2020 (5-7)

Player	G-S	Min	FGM-A	Pct.	3PM-A	Pct.	FTM-A	Pct.	Rebounds		PF-D	S	TO	B	TP	Avg.		
									O-D-Tot	Avg.								
Harden	12-12	448	109-228	.478	39-117	.333	98-116	.845	12-55-67	5.6	92	7.7	43-1	18	45	10	355	29.6
Westbrook	8-8	262	59-140	.421	8-33	.242	17-32	.531	11-45-56	7.0	37	4.6	23-0	12	30	2	143	17.9
Gordon	12-12	410	72-176	.409	29-90	.322	35-40	.875	6-26-32	2.7	36	3.0	26-0	10	24	7	208	17.3
J. Green	12-0	341	51-103	.495	23-54	.426	14-17	.824	5-55-60	5.0	19	1.6	27-0	6	15	6	139	11.6
House	9-4	279	37-85	.435	19-53	.358	10-13	.769	10-42-52	5.8	13	1.4	22-0	8	7	0	103	11.4
Covington	12-12	379	47-95	.495	34-68	.500	6-7	.857	8-52-60	5.0	16	1.3	45-0	30	12	13	134	11.2
Tucker	12-12	414	35-88	.398	25-67	.373	0-0	---	23-63-86	7.2	18	1.5	47-0	13	12	3	95	7.9
Rivers	12-0	211	19-61	.311	9-35	.257	10-13	.769	2-28-30	2.5	16	1.3	22-0	7	8	1	57	4.8
McLemore	11-0	130	15-40	.375	14-36	.389	0-0	---	2-9-11	1.0	6	0.5	8-0	4	3	0	44	4.0
Clemons	2-0	8	2-5	.400	2-5	.400	1-2	.500	0-2-2	1.0	0	0.0	0-0	0	0	0	7	3.5
Caboclo	2-0	7	1-2	.500	0-1	.000	0-0	---	0-3-3	1.5	0	0.0	2-0	1	0	0	2	1.0
Carroll	2-0	6	1-2	.500	0-0	---	0-0	---	0-3-3	1.5	1	0.5	1-0	0	0	0	2	1.0
Frazier	4-0	12	1-4	.250	1-2	.500	0-0	---	1-3-4	1.0	2	0.5	0-0	0	1	0	3	0.8
Chandler	1-0	0	0-0	---	0-0	---	0-2	.000	0-0-0	0.0	0	0.0	0-0	0	0	0	0	0.0
TEAM	12	2905	449-1029	.436	203-561	.362	191-242	.789	80-386-466	38.8	256	21.3	266-1	109	161	42	1292	107.7
OPPONENTS	12	2905	464-1004	.462	145-418	.347	210-273	.769	109-467-576	48.0	253	21.1	223-0	76	205	59	1283	106.9



# Rockets All-Time Playoff Leaders

## Scoring Average (min. 20 games)

Player	G	Points	Avg.
1. James Harden	85	2,416	28.4
2. Tracy McGrady	20	554	27.7
3. Hakeem Olajuwon	140	3,727	26.6
4. Moses Malone	45	1,089	24.2
5. Yao Ming	28	555	19.8
6. Ralph Sampson	35	691	19.7
7. Chris Paul	26	504	19.4
8. Clyde Drexler	51	948	18.6
9. Calvin Murphy	51	945	18.5
10. Dwight Howard	28	500	17.9

## FT Percentage (min. 20 made)

Player	FTM	FTA	Pct.
1. Mike James	23	24	.958
2. Eddie Johnson	30	32	.938
3. Calvin Murphy	165	177	.932
4. Lou Williams	26	29	.897
5. Shane Battier	37	42	.881
6. James Harden	698	801	.871
7. Allen Leavell	113	131	.863
8. Mike Dunleavy	43	50	.860
9. Kenny Smith	127	150	.847
10. Trevor Ariza	77	91	.846

## FG Percentage (min. 50 made)

Player	FGM	FGA	Pct.
1. Nenê	58	81	.716
2. Clint Capela	211	348	.606
3. Otis Thorpe	257	429	.599
4. Dwight Howard	189	336	.563
5. Rodney McCray	196	368	.533
6. Hakeem Olajuwon	1,492	2,825	.528
7. Carl Landry	50	96	.521
8. Yao Ming	195	376	.519
9. Ralph Sampson	274	547	.501
10. Mike Newlin	135	270	.500

## 3-Point Percentage (min. 20 made)

Player	3PM	3PA	Pct.
1. Robert Covington	34	68	.500
2. Matt Bullard	23	51	.451
3. Kenny Smith	117	261	.448
4. P.J. Tucker	86	199	.432
5. Jeff Green	23	54	.426
6. Shane Battier	48	122	.393
7. Josh Smith	31	79	.392
8. Mario Elie	74	190	.389
9. Robert Horry	108	282	.383
10. Chandler Parsons	29	76	.382

## Games

1. Hakeem Olajuwon	140
2. James Harden	85
3. Mario Elie	74
4. Robert Reid	72
5. Kenny Smith	68
6. Robert Horry	65
7. Allen Leavell	63
8. Clint Capela	61
9. Sam Cassell	52
10. Clyde Drexler	51
Calvin Murphy	51

## Minutes

1. Hakeem Olajuwon	5,663
2. James Harden	3,235
3. Robert Reid	2,699
4. Robert Horry	2,301
6. Kenny Smith	2,043
6. Mario Elie	1,981
7. Moses Malone	1,962
8. Clyde Drexler	1,946
9. Trevor Ariza	1,831
10. Eric Gordon	1,727

## Points

1. Hakeem Olajuwon	3,727
2. James Harden	2,416
3. Moses Malone	1,089
4. Robert Reid	1,019
5. Clyde Drexler	948
6. Calvin Murphy	945
7. Eric Gordon	808
8. Robert Horry	785
9. Kenny Smith	780
10. Ralph Sampson	691

## Rebounds

1. Hakeem Olajuwon	1,602
2. Moses Malone	697
3. James Harden	484
4. Clint Capela	468
5. Robert Horry	415
6. Otis Thorpe	409
7. Dwight Howard	390
8. Ralph Sampson	386
9. Robert Reid	383
10. Clyde Drexler	332

## Assists

1. James Harden	602
2. Hakeem Olajuwon	456
3. Robert Reid	333
4. Kenny Smith	305
5. Clyde Drexler	251
6. Robert Horry	220
7. Sam Cassell	216
8. Calvin Murphy	213
9. Allen Leavell	203
10. Rodney McCray	201

## Steals

1. Hakeem Olajuwon	238
2. James Harden	165
3. Robert Horry	106
4. Robert Reid	105
5. Clyde Drexler	88
6. Calvin Murphy	79
7. Trevor Ariza	76
8. Allen Leavell	57
9. Kenny Smith	54
Chris Paul	54

## Blocks

1. Hakeem Olajuwon	468
2. Clint Capela	87
3. Moses Malone	81
4. Robert Horry	75
5. Dwight Howard	63
6. Ralph Sampson	55
7. James Harden	51
8. Yao Ming	42
9. Robert Reid	41
10. Eric Gordon	32
Rodney McCray	32
Billy Paultz	32

## FG Made

1. Hakeem Olajuwon	1,492
2. James Harden	731
3. Robert Reid	427
4. Moses Malone	409
5. Calvin Murphy	388
6. Clyde Drexler	330
7. Robert Horry	275
8. Ralph Sampson	274
Eric Gordon	274
10. Kenny Smith	268

## FG Attempted

1. Hakeem Olajuwon	2,825
2. James Harden	1,737
3. Robert Reid	974
4. Moses Malone	840
5. Calvin Murphy	817
6. Clyde Drexler	749
7. Eric Gordon	668
7. Robert Horry	627
8. Kenny Smith	586
9. Vernon Maxwell	575
10. Ralph Sampson	547



# Rockets All-Time Playoff Leaders

## 3-Pointers Made

1. James Harden	256
2. Eric Gordon	137
3. Kenny Smith	117
4. Robert Horry	108
5. Trevor Ariza	89
6. P.J. Tucker	86
7. Clyde Drexler	82
8. Mario Elie	74
9. Vernon Maxwell	73
10. Chris Paul	54

## Free Throws Made

1. Hakeem Olajuwon	739
2. James Harden	698
3. Moses Malone	271
4. Clyde Drexler	206
5. Calvin Murphy	165
Yao Ming	165
7. Sam Cassell	158
8. Robert Reid	157
9. Mario Elie	144
10. Ralph Sampson	140

## 3-Pointers Attempted

1. James Harden	790
2. Eric Gordon	385
3. Robert Horry	282
4. Trevor Ariza	276
5. Clyde Drexler	261
Kenny Smith	261
7. Vernon Maxwell	239
8. P.J. Tucker	199
9. Mario Elie	190
10. Chris Paul	162

## Free Throws Attempted

1. Hakeem Olajuwon	1,028
2. James Harden	801
3. Moses Malone	375
4. Clyde Drexler	265
5. Dwight Howard	229
6. Robert Reid	217
7. Ralph Sampson	198
Yao Ming	198
9. Sam Cassell	188
10. Charles Barkley	185

## Best Playoff Series

### Scoring

Player	Series	G	Points	Avg.
Hakeem Olajuwon	Dallas, 1988	4	150	37.5
Hakeem Olajuwon	San Antonio, 1995	6	212	35.3
Hakeem Olajuwon	Utah, 1995	5	175	35.0
James Harden	Golden State, 2019	6	209	34.8
Hakeem Olajuwon	Portland, 1994	4	136	34.0
James Harden	Oklahoma City, 2017	5	166	33.2
Hakeem Olajuwon	Orlando, 1995	4	131	32.8
Moses Malone	L.A. Lakers, 1981	3	94	31.6
Hakeem Olajuwon	L.A. Lakers, 1986	5	155	31.0
Hakeem Olajuwon	Seattle, 1987	6	183	30.5

### Field Goal Percentage (min. 10 made)

Player	Series	G	FGM-A	Pct.
Nenê	Oklahoma City, 2017	5	28-33	.848
Kenneth Faried	Utah, 2019	5	9-12	.750
Clint Capela	Golden State, 2018	7	31-43	.721
Chuck Hayes	Utah, 2007	7	12-17	.706
Clint Capela	Minnesota, 2018	5	35-52	.673

### Free Throw Percentage (min 15 made)

Player	Series	G	FTM-A	Pct.
Calvin Murphy	San Antonio, 1981	7	23-23	1.000
Kenny Smith	Utah, 1995	5	18-18	1.000
James Harden	Dallas, 2015	5	50-52	.962
Mike James	Dallas, 2005	7	23-24	.958
Calvin Murphy	L.A. Lakers, 1981	3	19-20	.950

### Rebounds

Player	Series	G	Reb.	Avg.
Moses Malone	Atlanta, 1979	2	41	20.5
Moses Malone	San Antonio, 1980	3	53	17.7
Moses Malone	Philadelphia, 1977	6	103	17.2
Hakeem Olajuwon	Dallas, 1988	4	67	16.8
Moses Malone	Washington, 1977	6	100	16.7

### Assists

Player	Series	G	Ast.	Avg.
Sleepy Floyd	L.A. Lakers, 1990	4	41	10.3
Allen Leavell	Portland, 1987	4	39	9.8
James Harden	San Antonio, 2017	6	58	9.7
Tom Henderson	San Antonio, 1980	3	28	9.3
Robert Reid	Boston, 1986	6	52	8.7

# Playoff 40-Point Club

## Rockets

Player	Date	Opponent	TP
Hakeem Olajuwon	May 14, 1987	at Seattle (2OT)	49
Hakeem Olajuwon	May 1, 1994	vs. Portland	46
James Harden	May 25, 2015	vs. Golden State	45
Hakeem Olajuwon	April 27, 1995	at Utah	45
James Harden	April 15, 2018	vs. Minnesota	44
James Harden	April 21, 2017	at Oklahoma City	44
James Harden	May 5, 2017	vs. San Antonio	43
Hakeem Olajuwon	May 26, 1995	vs. San Antonio	43
James Harden	April 24, 2015	at Dallas	42
Calvin Murphy	April 17, 1981	at San Antonio	42
Moses Malone	April 26, 1981	vs. Kansas City	42
Sleepy Floyd	April 30, 1988	at Dallas	42
Hakeem Olajuwon	May 30, 1995	at San Antonio	42
James Harden	May 4, 2019	vs. Golden State	41
James Harden	April 29, 2018	vs. Utah	41
James Harden	May 14, 2018	vs. Golden State	41
Chris Paul	May 8, 2018	vs. Utah	41
Moses Malone	April 10, 1981	vs. San Antonio	41
Hakeem Olajuwon	April 30, 1988	at Dallas	41
Hakeem Olajuwon	May 25, 1994	vs. Utah	41
Clyde Drexler	May 5, 1995	vs. Utah	41

Hakeem Olajuwon	May 24, 1995	at San Antonio	41
Calvin Murphy	April 29, 1977	vs. Washington	40
Hakeem Olajuwon	May 16, 1986	vs. L.A. Lakers	40
Hakeem Olajuwon	May 5, 1988	vs. Dallas	40
Hakeem Olajuwon	May 5, 1995	vs. Utah	40
Tracy McGrady	May 2, 2008	at Utah	40

## Opponents

Player	Date	Opponent	TP
Russell Westbrook	April 19, 2017	vs. Oklahoma City	51
Russell Westbrook	April 25, 2017	vs. Oklahoma City	47
Kevin Durant	May 4, 2019	vs. Golden State	46
Kevin Johnson	May 20, 1995	at Phoenix	46
LaMarcus Aldridge	April 20, 2014	vs. Portland (OT)	46
George Gervin	April 4, 1980	at San Antonio	44
LaMarcus Aldridge	April 23, 2014	vs. Portland	43
Kevin Johnson	May 14, 1995	vs. Phoenix	43
Alex English	May 8, 1986	at Denver (2OT)	42
Brandon Roy	April 21, 2009	at Portland	42
Kevin Boozer	April 23, 2007	vs. Utah	41
Caris Durant	April 27, 2013	vs. Oklahoma City	41
Stephen Curry	May 25, 2015	vs. Golden State	40
Kobe Bryant	May 6, 2009	at L.A. Lakers	40

# Playoff Statistical Achievements

## 30 Points/20 Rebounds Club

Player	Opponent	Date	Pts.	Reb.
Elvin Hayes	vs. Atlanta	April 4, 1969	30	20
Moses Malone	vs. Washington	April 21, 1977	31	26
Moses Malone	vs. Philadelphia	May 11, 1977	30	25
Moses Malone	vs. San Antonio	April 6, 1980	37	20
Moses Malone	at L.A. Lakers	April 1, 1981	38	23
Moses Malone	vs. Kansas City	April 26, 1981	42	23
Hakeem Olajuwon	at Seattle (2OT)	May 14, 1987	49	25
Hakeem Olajuwon	at Dallas	April 30, 1988	41	26
Hakeem Olajuwon	vs. L.A. Clippers	May 8, 1993	31	21
Charles Barkley	vs. L.A. Lakers	May 13, 1999	30	23

## 30-30 Club

(Two Rockets scoring 30 points or more in the same game)

Player	Pts.	Player	Pts.	Opponent	Date
Calvin Murphy	35	Mike Newlin	31	vs. Boston	April 22, 1975
Moses Malone	37	Calvin Murphy	33	vs. San Antonio	April 6, 1980
Calvin Murphy	36	Moses Malone	34	at San Antonio	April 14, 1981
Hakeem Olajuwon	36	Ralph Sampson	33	vs. Denver	May 6, 1986
Sleepy Floyd	42	Hakeem Olajuwon	41	at Dallas	April 30, 1988
Kenny Smith	32	Clyde Drexler	30	at Utah	April 29, 1995
Clyde Drexler	41	Hakeem Olajuwon	40	vs. Utah	May 5, 1995
Hakeem Olajuwon	33	Clyde Drexler	31	at Utah	May 7, 1995
Hakeem Olajuwon	42	Sam Cassell	30	at San Antonio	May 30, 1995
Hakeem Olajuwon	34	Sam Cassell	31	at Orlando	June 9, 1995
Scottie Pippen	37	Charles Barkley	30	vs. L.A. Lakers	May 13, 1999

## Triple-Double Club

**Rockets:** Ralph Sampson vs. Denver (May 6, 1986) 33 pts., 17 rebs., 10 asts.  
 Rodney McCray vs. Seattle (May 12, 1987) 24 pts., 10 rebs., 11 asts.  
 Hakeem Olajuwon vs. L.A. Lakers (April 29, 1990) 11 pts., 11 rebs., 10 blks.  
 Steve Francis vs. L.A. Lakers (April 19, 2004) 18 pts., 10 rebs., 12 asts.  
 James Harden vs. L.A. Clippers (May 12, 2015) 26 pts., 11 rebs., 10 asts.  
 James Harden at San Antonio (May 9, 2017) 33 pts., 10 rebs., 10 asts.  
 James Harden vs. Utah (April 17, 2019), 32 pts., 13 rebs., 10 asts.

**Opponents:** Larry Bird (Boston) June 1, 1986; 25 pts., 15 rebs., 11 asts.  
 Larry Bird (Boston) June 8, 1986; 29 pts., 11 rebs., 12 asts.  
 Earvin Johnson (L.A. Lakers) May 18, 1986; 20 pts., 12 rebs., 11 asts.  
 Blake Griffin (L.A. Clippers) May 4, 2015; 26 pts., 14 rebs., 13 asts.  
 Russell Westbrook (Oklahoma City) April 19, 2017; 51 pts., 10 rebs., 13 asts.  
 Russell Westbrook (Oklahoma City), April 21, 2017; 32 pts., 12 rebs., 11 asts.  
 Russell Westbrook (Oklahoma City), April 23, 2017; 35 pts., 14 rebs., 14 asts.  
 Draymond Green (Golden State), May 4, 2019; 19 pts., 11 rebs., 10 asts.  
 Chris Paul (Oklahoma City), Sept. 9, 2020; 19 pts., 11 rebs., 12 asts.

# Rockets Playoff Team Records

## Most Points Scored

<b>Game:</b>	141	at San Antonio	4/6/80
<b>Half:</b>	83	vs. San Antonio, 2nd	4/6/80
<b>Quarter:</b>	45	vs. San Antonio, 3rd	4/6/80
	45	vs. Golden State; 1st	5/25/15

## Fewest Points Scored

<b>Game:</b>	67	at Utah	4/26/07
<b>Half:</b>	25	at Utah, 2nd	4/26/07
		at Golden State, 2nd	5/26/18
<b>Quarter:</b>	8	vs. Phoenix, 4th	5/11/94

## Largest Victory Margin

<b>Game:</b>	34	vs. Oklahoma City	8/29/20
	(114-80)		

## Most Field Goals Made

<b>Game:</b>	58	vs. Washington	4/21/77
	58	vs. San Antonio	4/6/80

## Fewest Field Goals Made

<b>Game:</b>	21	at Utah	4/26/07
--------------	----	---------	---------

## Most Field Goals Attempted

<b>Game:</b>	114	vs. Washington	4/21/77
--------------	-----	----------------	---------

## Fewest Field Goals Attempted

<b>Game:</b>	64	at Utah	4/26/07
--------------	----	---------	---------

## Highest Field Goal Percentage

<b>Game:</b>	.627	vs. L.A. Clippers	4/29/93
	(47-75)		

## Lowest Field Goal Percentage

<b>Game:</b>	.286	vs. San Antonio	5/11/17
	(22-77)		

## Most 3-Point Field Goals Made

<b>Game:</b>	23	vs. Oklahoma City	8/24/20
--------------	----	-------------------	---------

## Most 3-Point Field Goals Attempted

<b>Game:</b>	58	vs. Oklahoma City	8/24/20
--------------	----	-------------------	---------

## Highest 3-Point Field Goal Percentage

<b>Game:</b>	.679	at Utah	4/29/95
	(19-28)		

## Most Free Throws Made

<b>Game:</b>	42	vs. L.A. Clippers	5/6/15
--------------	----	-------------------	--------

## Fewest Free Throws Made

<b>Game:</b>	3	vs. Washington	4/19/77
--------------	---	----------------	---------

## Most Free Throws Attempted

<b>Game:</b>	64	vs. L.A. Clippers	5/6/15
--------------	----	-------------------	--------

## Fewest Free Throws Attempted

<b>Game:</b>	6	vs. Washington	4/19/77
--------------	---	----------------	---------

## Highest Free Throw Percentage

<b>Game:</b>	1.000	vs. L.A. Lakers	9/8/20
	(14-14)		

## Lowest Free Throw Percentage

<b>Game:</b>	.462	at Seattle	5/4/96
	(6-13)		

## Most Rebounds

<b>Game:</b>	66	vs. Denver	5/6/86
--------------	----	------------	--------



## Most Offensive Rebounds

<b>Game:</b>	28	vs. Philadelphia	4/11/77
	28	vs. Boston	5/10/81

## Most Defensive Rebounds

<b>Game:</b>	45	at L.A. Clippers	5/14/15
	45	vs. Oklahoma City	8/29/20

## Most Assists

<b>Game:</b>	39	at L.A. Lakers	5/13/86
--------------	----	----------------	---------

## Fewest Assists

<b>Game:</b>	10	vs. Boston	5/9/81
	10	at Utah	5/2/08
	10	at San Antonio	5/1/17

## Most Steals

<b>Game:</b>	17	at Kansas City	4/21/81
--------------	----	----------------	---------

## Most Blocked Shots

<b>Game:</b>	14	vs. L.A. Clippers	4/29/93
--------------	----	-------------------	---------

## Most Turnovers

<b>Game:</b>	25	at Portland	4/26/87
	25	vs. L.A. Clippers	5/8/93

## Fewest Turnovers

<b>Game:</b>	5	vs. L.A. Lakers	4/30/96
--------------	---	-----------------	---------

# Opponents Playoff Team Records

## Most Points Scored

<b>Game:</b>	138	vs. Boston	4/14/80
<b>Half:</b>	75	at Phoenix, 1st	5/9/95
<b>Quarter:</b>	43	at Dallas, 4th	4/28/88
	43	at Phoenix, 2nd	5/9/95
	43	at L.A. Clippers, 3rd	5/10/15

## Fewest Points Scored

<b>Game:</b>	69	vs. Utah	4/29/08
<b>Half:</b>	31	at Utah, 1st	5/29/94
<b>Quarter:</b>	9	at L.A. Lakers, 3rd	4/17/04

## Largest Victory Margin

<b>Game:</b>	40	at Dallas	5/7/05
	(116-76)		
	40	at L.A. Lakers	5/12/09
	(118-78)		

## Most Field Goals Made

<b>Game:</b>	54	at Boston	4/24/75
	54	at Philadelphia	5/5/77

## Fewest Field Goals Made

<b>Game:</b>	24	at Dallas	4/23/05
--------------	----	-----------	---------

## Most Field Goals Attempted

<b>Game:</b>	109	at Denver	5/8/86
--------------	-----	-----------	--------

## Fewest Field Goals Attempted

<b>Game:</b>	64	at Kansas City	4/21/81
--------------	----	----------------	---------

## Highest Field Goal Percentage

<b>Game:</b>	.633	vs. Boston	5/14/81
	(50-79)		

## Lowest Field Goal Percentage

<b>Game:</b>	.315	vs. Oklahoma City	8/29/30
	(29-92)		

## Most 3-Point Field Goals Made

<b>Game:</b>	21	vs. Golden State	4/18/16
--------------	----	------------------	---------

## Most 3-Point Field Goals Attempted

<b>Game:</b>	46	vs. Golden State	5/25/15
	46	vs. Oklahoma City	8/29/20

## Most Free Throws Made

<b>Game:</b>	39	at Utah	4/24/85
--------------	----	---------	---------

## Fewest Free Throws Made

<b>Game:</b>	5	vs. L.A. Clippers	5/8/93
--------------	---	-------------------	--------

## Most Free Throws Attempted

<b>Game:</b>	63	at L.A. Clippers	5/10/15
--------------	----	------------------	---------

## Fewest Free Throws Attempted

<b>Game:</b>	8	vs. L.A. Clippers	5/8/93
--------------	---	-------------------	--------

## Highest Free Throw Percentage

<b>Game:</b>	1.000	vs. Portland	4/26/09
	(17-17)		
	1.000	vs. Oklahoma City	5/3/13
	(16-16)		

## Lowest Free Throw Percentage

<b>Game:</b>	.464	vs. Atlanta	4/1/69
	(13-28)		



## Most Rebounds

<b>Game:</b>	66	at Phoenix	5/16/95
--------------	----	------------	---------

## Most Offensive Rebounds

<b>Game:</b>	27	vs. Utah	4/28/85
	27	vs. Sacramento	4/17/86

## Most Defensive Rebounds

<b>Game:</b>	47	vs. Oklahoma City	8/22/20
--------------	----	-------------------	---------

## Most Assists

<b>Game:</b>	39	vs. L.A. Lakers	5/16/86
--------------	----	-----------------	---------

## Most Steals

<b>Game:</b>	16	at Portland	4/26/87
		vs. Utah	4/17/19

## Most Blocked Shots

<b>Game:</b>	14	at San Antonio	4/8/81
	14	vs. Portland	4/30/14

## Most Turnovers

<b>Game:</b>	26	at New York	4/10/75
	26	at Kansas City	4/21/81

## Fewest Turnovers

<b>Game:</b>	5	vs. Minnesota	4/24/97
	5	vs. L.A. Lakers	4/23/04
	5	at Utah	5/2/08

# Rockets Playoff Individual Records

## Points

<b>Game:</b>	49	Hakeem Olajuwon	at Seattle (2OT)	5/14/87
<b>Half:</b>	31	Vernon Maxwell	at Phoenix, 2nd	5/13/94
<b>Quarter:</b>	22	James Harden	at Minnesota, 2nd	4/23/18

**Note:** Twice in Houston Rockets history, two players have scored 40 or more points in the same playoff game ... Eric Floyd (42) and Hakeem Olajuwon (41) accomplished this feat at Dallas (4/30/88) ... Clyde Drexler (41) and Olajuwon (40) also did this vs. Utah (5/5/95) ... these were the second and third times in NBA Playoff history that two teammates scored 40 or more points in the same game ... Elgin Baylor (45) and Jerry West (41) did it with Los Angeles at Detroit (3/19/62) in Game Four of the Western Semifinals (Pistons won, 118-117).

## Most Field Goals Made

<b>Game:</b>	20	Hakeem Olajuwon	at Utah	4/27/95
--------------	----	-----------------	---------	---------

## Most Field Goals Attempted

<b>Game:</b>	35	James Harden	at Portland	4/25/14
--------------	----	--------------	-------------	---------

## Highest Field Goal Percentage

<b>Game:</b>	1.000 (12-12)	Nenê	at Oklahoma City	4/23/17
	(9-9)	Yao Ming	at Portland	4/18/09

## Most 3-Point Field Goals Made

<b>Game:</b>	8	Matt Maloney	at Seattle	5/11/97
		Chris Paul	vs. Utah	5/8/18

## Most 3-Point Field Goals Attempted

<b>Game:</b>	15	James Harden	at San Antonio	5/9/17
		James Harden	vs. Golden State	5/16/18
		James Harden	vs. Oklahoma City	8/24/20

## Most Free Throws Made

<b>Game:</b>	18	4 times; last by James Harden	at Oklahoma City	4/21/17
--------------	----	-------------------------------	------------------	---------

## Most Free Throws Attempted

<b>Game:</b>	21	Dwight Howard	vs. L.A. Clippers	5/6/15
--------------	----	---------------	-------------------	--------

## Highest Free Throw Percentage

<b>Game:</b>	1.000 (18*)	James Harden	at Oklahoma City	4/21/17
		*Most attempts no misses		

## Most Rebounds

<b>Game:</b>	26	Moses Malone	vs. Washington	4/21/77
	26	Hakeem Olajuwon	at Dallas	4/30/88
	26	Dwight Howard	at Dallas	4/24/15

## Most Offensive Rebounds

<b>Game:</b>	15	Moses Malone	vs. Washington	4/21/77
--------------	----	--------------	----------------	---------

## Most Defensive Rebounds

<b>Game:</b>	19	Jim Jackson	vs. L.A. Lakers	4/25/04
	19	Hakeem Olajuwon	at Dallas	4/30/88

## Most Assists

<b>Game:</b>	18	Sleepy Floyd	vs. L.A. Lakers	5/1/90
--------------	----	--------------	-----------------	--------

## Most Steals

<b>Game:</b>	7	Robert Horry	at Orlando	6/9/95
	7	James Harden	vs. Golden State	4/24/16

## Most Blocked Shots

<b>Game:</b>	10	Hakeem Olajuwon	at L.A. Lakers	4/29/90
--------------	----	-----------------	----------------	---------

## Most Turnovers

<b>Game:</b>	12	James Harden	at Golden State	5/27/15
--------------	----	--------------	-----------------	---------

# Opponents Playoff Individual Records

## Points

Game:	51	Russell Westbrook	vs. Oklahoma City	4/19/17
Half:	32	Mark Aguirre	vs. Dallas, 2nd	5/5/88
Quarter:	27	Mark Aguirre	vs. Dallas, 3rd	5/5/88

## Most Field Goals Made

Game:	19	George Gervin	at San Antonio	4/4/80
-------	----	---------------	----------------	--------

## Most Field Goals Attempted

Game:	43	Russell Westbrook	vs. Oklahoma City	4/19/17
-------	----	-------------------	-------------------	---------

## Highest Field Goal Percentage

Game:	.900 (9-10)	Nate Archibald	vs. Boston	4/13/80
-------	----------------	----------------	------------	---------

## Most 3-Point Field Goals Made

Game:	9	Klay Thompson	at Golden State	5/26/18
-------	---	---------------	-----------------	---------

## Most 3-Point Field Goals Attempted

Game:	18	Russell Westbrook	vs. Oklahoma City	4/25/17
-------	----	-------------------	-------------------	---------

## Most Free Throws Made

Game:	21	Kevin Johnson	at Phoenix	5/20/95
-------	----	---------------	------------	---------

## Most Free Throws Attempted

Game:	34	DeAndre Jordan	at L.A. Clippers	5/10/15
-------	----	----------------	------------------	---------

## Highest Free Throw Percentage

Game:	1.000 (13-13)	George Gervin	vs. San Antonio	4/6/80
	1.000 (13-13)	Adrian Dantley	vs. Utah	4/28/85
	1.000 (13-13)	Brandon Roy	vs. Portland	4/26/09

## Most Rebounds

Game:	24	Dave Cowens	vs. Boston	4/22/75
-------	----	-------------	------------	---------

## Most Offensive Rebounds

Game:	12	Dennis Rodman	vs. San Antonio	5/28/95
	12	Dean Garrett	at Minnesota	4/29/97

## Most Defensive Rebounds

Game:	20	Dave Cowens	vs. Boston	4/22/75
-------	----	-------------	------------	---------

## Most Assists

Game:	21	Earvin Johnson	at L.A. Lakers	4/27/91
-------	----	----------------	----------------	---------

## Most Steals

Game:	6	5x: last Jamal Crawford	at L.A. Clippers	5/8/15
-------	---	-------------------------	------------------	--------

## Most Blocked Shots

Game:	10	Mark Eaton	at Utah	4/26/85
-------	----	------------	---------	---------

## Most Turnovers

Game:	9	Russell Westbrook	vs. Oklahoma City	4/16/17
-------	---	-------------------	-------------------	---------

# Team Playoff Series Records

	3-Game Series	4-Game Series	5-Game Series	6-Game Series	7-Game Series
<b>Field Goals Made</b>	139 vs. San Antonio, 1980	173 vs. Portland, 1987	218 vs. Boston, 1975	292 vs. Denver, 1986	300 vs. San Antonio, 1981
<b>Field Goals Attempted</b>	285 vs. L.A. Lakers, 1981	345 vs. Dallas, 1988	496 vs. Utah, 1985	592 vs. Denver, 1986	636 vs. Oklahoma City, 2020
<b>FT Made</b>	68 vs. Minnesota, 1997	102 vs. Portland, 1987	134 vs. Oklahoma City, 2017	165 vs. Seattle, 1987	175 vs. L.A. Clippers 2015
<b>FT Attempted</b>	90 vs. Minnesota, 1997 vs. Sacramento, 1986	130 vs. Seattle, 1989	184 vs. Dallas, 2015	218 vs. Seattle, 1987	275 vs. L.A. Clippers 2015
<b>Highest FT Pct.</b>	.814 vs. New York, 1975	.882 vs. Boston, 1980	.848 vs. Utah, 2018	.785 vs. Utah, 1997	.809 vs. Oklahoma City, 2020
<b>Lowest FT Pct.</b>	.678 vs. Sacramento, 1986	.667 vs. L.A. Lakers, 1990	.567 vs. Utah, 1985	.665 vs. Denver, 1986	.636 vs. L.A. Clippers 2015
<b>Most 3-Pt. FG Made</b>	35 vs. Minnesota, 1997	43 vs. Seattle, 1996	77 vs. Utah, 2019	95 vs. Golden State, 2019	128 vs. Oklahoma City, 2020
<b>Most 3-Pt. FG Attempted</b>	81 vs. Minnesota, 1997	118 vs. Seattle, 1996	217 vs. Minnesota, 2018	259 vs. Golden State, 2019	357 vs. Oklahoma City, 2020
<b>Highest 3-Pt. FG Pct.</b>	.432 vs. Minnesota, 1997	.437 vs. Portland, 1994	.475 vs. Utah, 1995	.371 vs. Portland, 2009	.403 vs. Dallas, 2005
<b>Rebounds</b>	148 vs. L.A. Lakers, 1981	183 vs. L.A. Lakers, 1999	284 vs. Utah, 1985	367 vs. Portland, 2014	337 vs. L.A. Clippers 2015
<b>Assists</b>	87 vs. Minnesota, 1997	118 vs. Portland, 1987	147 vs. L.A. Lakers, 1986	180 vs. Denver, 1986	209 vs. Phoenix, 1994
<b>Steals</b>	33 vs. Sacramento, 1986	43 vs. L.A. Lakers, 1996	52 vs. Kansas City, 1981	54 vs. Boston, 1986	65 vs. Oklahoma City, 2020
<b>Blocks</b>	23 vs. Sacramento, 1986	31 vs. Portland, 1987	44 vs. L.A. Clippers, 1993	50 vs. Denver, 1986	49 vs. Phoenix, 1994
<b>Most Points — Team</b>	337 vs. San Antonio, 1980	456 vs. Orlando, 1995	571 vs. Dallas, 2015	728 vs. Denver, 1986	773 vs. Oklahoma City, 2020
<b>Fewest Points — Team</b>	261 vs. Seattle, 1982	378 vs. Boston, 1980	423 vs. L.A. Lakers, 2004 vs. Utah, 1998	520 vs. Boston, 1981	603 vs. New York, 1994

## Opponents





# National Basketball Association

**NATIONAL BASKETBALL ASSOCIATION  
NBA ENTERTAINMENT  
WOMEN'S NATIONAL BASKETBALL ASSOCIATION  
NBA G LEAGUE  
NBA 2K LEAGUE  
BASKETBALL AFRICA LEAGUE**

## **NEW YORK**

Olympic Tower 645 Fifth Avenue  
New York, NY 10022  
Telephone: (212) 407-8000  
Fax: (212) 832-3861

## **NEW JERSEY**

100 Plaza Drive  
Secaucus, NJ 07094  
Telephone: (201) 865-1500  
Fax: (201) 974-5973

## **INTERNATIONAL NBA OFFICES**

### **AFRICA**

#### **DAKAR**

Levels 4 and 5, Serenity Building  
King Fahd Palace Road  
Almadies, Dakar  
Senegal

#### **JOHANNESBURG**

9th Floor GreenPark Corner  
3 Lower Road  
Morningside 2196  
Johannesburg, South Africa  
Telephone: +27-100-072-668

#### **LAGOS**

6th Floor, Landmark Towers  
5B Water Corporation Road  
Oniru, Lagos State, Nigeria

### **ASIA/PACIFIC**

#### **BEIJING**

19th Floor, Office Tower 2, China Central Place  
No. 79 Jianguo Road, Chaoyang District  
Beijing, China 100025  
Telephone: +86-10-5200-8200  
Fax: +86-10-5200-8202

#### **HONG KONG**

Room 3101, Lee Gardens One  
33 Hysan Avenue  
Causeway Bay, Hong Kong  
Telephone: +852-2843-9600  
Fax: +852-2536-4808

#### **MANILA**

Unit 1701, World Plaza Building  
5th Avenue corner 30th Street  
Bonifacio Global City  
Taguig, 1634 Philippines  
Telephone: +632-866-8205

#### **MUMBAI**

C-1804, ONE BKC  
G Block, Bandra Kurla Complex  
Bandra East, Mumbai - 400051  
Telephone: +91-22-6124-6100

#### **SHANGHAI**

Unit 2703-2708, 27F, Tower 2 Plaza  
66 1266 Nanjing West Road  
Jing An District  
Shanghai, China 200040  
Telephone: +86-21-6137-2200  
Fax: +86-21-6288-9920

### **CANADA**

#### **TORONTO**

50 Bay Street, Suite 1402  
Toronto, Ontario Canada M5J 3A5  
Telephone: (416) 682-2000  
Fax: (416) 364-0205

### **EUROPE & THE MIDDLE EAST**

#### **LONDON**

Endeavour House  
189 Shaftesbury Avenue  
London, United Kingdom WC2H 8JR  
Telephone: +44-20-7420-8900

#### **MADRID**

47 Leganitos Street 6th Floor  
28013 Madrid, Spain  
Telephone: +34-912-153-573

### **LATIN AMERICA**

#### **RIO DE JANEIRO**

Av Borges de Medeiros, 633  
Sala 301 – Leblon  
Rio de Janeiro, RJ, Brazil 22430-041  
Telephone: +55-21-3206-6400  
Fax: +55-21-2586-6001

#### **MEXICO CITY**

Av. Prolongacion Paseo de la Reforma  
No. 1236, Piso 6  
Planta Baja Desarrollo Santa Fe  
Cuajimalpa De Morelos, Ciudad De Mexico 05348  
Telephone: +52-55-9171-7700  
Telephone: +52-55-9171-7700

# Atlanta Hawks



## SEASON SERIES

	2021-22	All-Time	Playoffs
<b>Overall</b>	<b>1-1</b>	<b>81-79</b>	<b>0-0</b>
<b>Home</b>	<b>0-1</b>	<b>57-24</b>	<b>0-0</b>
<b>Away</b>	<b>1-0</b>	<b>24-55</b>	<b>0-0</b>
<b>Neutral</b>	<b>0-0</b>	<b>0-0</b>	<b>0-0</b>

### Series Information

**Current Streak:** Lost 1  
**Current Home Streak:** Lost 2  
**Current Road Streak:** Won 1  
**Longest Winning Streak:** 6 (2x; last Nov. 3, 2017-Jan. 8, 2020)  
**Longest Losing Streak:** 7 (Jan. 10, 2014-Feb. 2, 2017)  
**Biggest Winning Margin:** 47 (158-111; Nov. 30, 2019)  
**Biggest Losing Margin:** 42 (129-87; Nov. 30, 1967)  
**Most Points Scored:** 158 (Nov. 30, 2019)  
**Most Points Allowed:** 155 (Feb. 11, 1970)  
**Fewest Points Scored:** 74 (Feb. 21, 1997)  
**Fewest Points Allowed:** 68 (Dec. 29, 2006)

### Season-by-Season Results

1967-68: 1-7    1983-84: 1-1    1999-00: 1-1    2015-16: 0-2  
 1968-69: 4-3    1984-85: 2-0    2000-01: 2-0    2016-17: 0-2  
 1969-70: 2-4    1985-86: 1-1    2001-02: 1-1    2017-18: 2-0  
 1970-71: 3-2    1986-87: 1-1    2002-03: 1-1    2018-19: 2-0  
 1971-72: 4-1    1987-88: 1-1    2003-04: 2-0    2019-20: 2-0  
 1972-73: 4-4    1988-89: 1-1    2004-05: 1-1    2020-21: 0-2  
 1973-74: 2-5    1989-90: 0-2    2005-06: 1-1    2021-22: 1-1  
 1974-75: 5-2    1990-91: 1-1    2006-07: 1-1  
 1975-76: 5-2    1991-92: 0-2    2007-08: 2-0  
 1976-77: 3-1    1992-93: 1-1    2008-09: 1-1  
 1977-78: 1-3    1993-94: 1-1    2009-10: 0-2  
 1978-79: 1-3    1994-95: 2-0    2010-11: 2-0  
 1979-80: 4-2    1995-96: 1-1    2011-12: 0-0  
 1980-81: 1-1    1996-97: 1-1    2012-13: 2-0  
 1981-82: 0-2    1997-98: 1-1    2013-14: 1-1  
 1982-83: 0-2    1998-99: 0-1    2014-15: 0-2

### 2021-22 Rockets vs. Hawks Game-by-Game Results

DATE	GAME	FG-A	PCT	3FG-A	PCT	FT-A	PCT	OR-DR-REB	AST	PF	ST	TO	BS	PTS
12/13	HOUSTON	46-96	.479	19-46	.413	21-27	.778	12-33-45	27	24	8	11	5	132
14,456	@ Atlanta	42-85	.494	15-39	.385	27-31	.871	8-32-40	20	26	9	12	6	126
4/10	@ HOUSTON	41-89	.461	17-46	.370	15-20	.750	6-28-34	24	19	4	8	4	114
18,055	Atlanta	45-87	.517	21-38	.553	19-24	.792	13-37-50	29	19	4	13	4	130

### 2021-22 Rockets vs. Hawks

PLAYER	G-GS	MIN	FIELD GOALS			3-POINT FG			REBOUNDS							PTS	AVG	
			FG-FGA	PCT	FT-FTA	PCT	OFF	DEF	TOT	AST	PF-DQ	STL	TO	BLK				
Green	1-1	40	14-26	.538	4-11	.364	9-11	.818	0	1	1	3	1-0	1	0	0	41	41.0
Gordon	1-1	32	10-16	.625	5-8	.625	7-9	.778	1	2	3	3	3-0	1	4	0	32	32.0
Porter	1-1	41	10-24	.417	6-12	.500	0-0	---	2	6	8	6	1-0	0	2	0	26	26.0
Augustin	1-0	23	7-9	.778	6-7	.857	2-2	1.000	0	2	2	1	1-0	0	0	0	22	22.0
Martin	2-0	45	9-17	.529	3-7	.429	3-7	.429	3	4	7	3	4-0	0	1	1	24	12.0
Wood	1-1	25	4-13	.308	0-6	.000	4-4	1.000	1	4	5	3	3-0	1	0	0	12	12.0
Sangun	2-1	59	8-22	.364	1-8	.125	3-4	.750	4	8	12	12	9-0	2	2	3	20	10.0
Tate	2-2	54	8-15	.533	4-5	.800	0-0	---	2	2	4	6	6-0	2	2	3	20	10.0
Mathews	2-2	59	5-13	.385	3-10	.300	6-6	1.000	0	14	14	1	4-0	2	1	1	19	9.5
Brooks	1-1	22	2-9	.222	2-7	.286	0-0	---	0	3	3	2	2-0	1	2	0	6	6.0
Christopher	2-0	43	5-12	.417	0-6	.000	2-4	.500	2	3	5	6	5-0	1	1	0	12	6.0
Nwaba	2-0	24	5-7	.714	2-3	.667	0-0	---	3	5	8	4	2-0	2	1	1	12	6.0
Garuba	1-0	13	0-2	.000	0-2	.000	0-0	---	0	7	7	1	2-0	0	0	0	0	0.0
ROCKETS	2	480	87-185	.470	36-92	.391	36-47	.766	18	61	79	51	43-0	12	19	9	246	123.0

### 2021-22 Hawks vs. Rockets

PLAYER	G-GS	MIN	FIELD GOALS			3-POINT FG			REBOUNDS							PTS	AVG	
			FG-FGA	PCT	FT-FTA	PCT	OFF	DEF	TOT	AST	PF-DQ	STL	TO	BLK				
Young	2-2	70	24-42	.571	9-16	.563	12-13	.923	1	8	9	20	6-0	1	12	0	69	34.5
Hunter	1-1	33	7-13	.538	4-4	1.000	4-5	.800	0	2	2	0	1-0	0	2	0	22	22.0
Gallinari	2-1	58	13-23	.565	9-13	.692	3-3	1.000	1	5	6	2	8-1	1	2	1	38	19.0
Capela	2-2	55	12-18	.667	0-0	---	6-8	.750	10	19	29	1	5-0	2	1	4	30	15.0
Bogdanovic	1-0	28	5-14	.357	4-9	.444	0-3	.000	0	6	6	7	1-0	2	0	0	14	14.0
Collins	1-1	25	4-9	.444	1-3	.333	5-6	.833	2	5	7	0	4-0	0	1	1	14	14.0
Reddish	1-0	28	3-8	.375	2-6	.333	4-4	1.000	1	1	2	0	1-0	2	0	1	12	12.0
Williams	1-0	15	5-9	.556	0-3	.000	2-2	1.000	1	0	1	2	0-0	1	1	0	12	12.0
Dieng	1-0	10	2-3	.667	2-3	.667	2-2	1.000	0	2	2	0	4-0	1	1	2	8	8.0
Huerter	2-2	64	6-18	.333	4-13	.308	0-0	---	1	7	8	10	7-0	1	1	0	16	8.0
Okongwu	1-0	23	3-4	.750	0-0	---	2-2	1.000	1	8	9	1	5-0	0	1	1	8	8.0
Luwawu-Cabarrat	2-1	28	2-6	.333	1-4	.250	3-3	1.000	1	4	5	1	2-0	1	2	0	8	4.0
Wright	2-0	36	1-3	.333	0-1	.000	2-2	1.000	1	1	2	5	0-0	1	0	0	4	2.0
Knox II (ATL)	1-0	2	0-2	.000	0-2	.000	1-2	.500	1	1	2	0	1-0	0	0	0	1	1.0
Cooper	1-0	2	0-0	---	0-0	---	0-0	---	0	0	0	0	0-0	0	0	0	0	0.0
Johnson	1-0	2	0-0	---	0-0	---	0-0	---	0	0	0	0	0-0	0	0	0	0	0.0
Mays	1-0	2	0-0	---	0-0	---	0-0	---	0	0	0	0	0-0	0	0	0	0	0.0
HAWKS	2	480	87-172	.506	36-77	.468	46-55	.836	21	69	90	49	45-1	13	25	10	256	128.0

# Boston Celtics



## SEASON SERIES

	2021-22	All-Time	Playoffs
<b>Overall</b>	<b>0-2</b>	<b>55-94</b>	<b>5-16</b>
<b>Home</b>	<b>0-1</b>	<b>33-40</b>	<b>4-6</b>
<b>Away</b>	<b>0-1</b>	<b>21-47</b>	<b>1-10</b>
<b>Neutral</b>	<b>0-0</b>	<b>1-7</b>	<b>0-0</b>

### Series Information

**Current Streak:** Lost 4  
**Current Home Streak:** Lost 2  
**Current Road Streak:** Lost 2  
**Longest Winning Streak:** 5 (2x; last March 3, 2018-Feb. 29, 2020)  
**Longest Losing Streak:** 10 (Nov. 21, 1967-Jan. 2, 1969)  
**Biggest Winning Margin:** 35 (119-84; Feb. 18, 1993)  
**Biggest Losing Margin:** 39 (142-103; Nov. 10, 1971)  
**Most Points Scored:** 137 (Feb. 14, 1989)  
**Most Points Allowed:** 147 (Feb. 25, 1970)  
**Fewest Points Scored:** 72 (Feb. 26, 2007)  
**Fewest Points Allowed:** 73 (Dec. 6, 2005)

### Season-by-Season Results

1967-68: 0-7    1983-84: 1-1    2000-01: 1-1    2016-17: 1-1  
 1968-69: 2-4    1984-85: 0-2    2001-02: 2-0    2017-18: 1-1  
 1969-70: 2-4    1985-86: 0-2    2002-03: 2-0    2018-19: 2-0  
 1970-71: 2-3    1986-87: 0-2    2003-04: 1-1    2019-20: 2-0  
 1971-72: 0-5    1987-88: 1-1    2004-05: 1-1    2020-21: 0-2  
 1972-73: 1-5    1988-89: 1-1    2005-06: 1-1    2021-22: 0-2  
 1973-74: 2-4    1989-90: 0-2    2006-07: 1-1  
 1974-75: 0-4    1990-91: 0-2    2007-08: 0-2  
 1975-76: 1-4    1991-92: 1-1    2008-09: 1-1  
 1976-77: 2-2    1992-93: 1-1    2009-10: 1-1  
 1977-78: 2-2    1993-94: 1-1    2010-11: 2-0  
 1978-79: 3-1    1994-95: 1-1    2011-12: 0-1  
 1979-80: 0-6    1995-96: 1-1    2012-13: 1-1  
 1980-81: 0-2    1996-97: 2-0    2013-14: 2-0  
 1981-82: 1-1    1997-98: 1-1    2014-15: 2-0  
 1982-83: 0-2    1999-00: 1-1    2015-16: 1-1

### 2021-22 Rockets vs. Celtics Game-by-Game Results

DATE	GAME	FG-A	PCT	3FG-A	PCT	FT-A	PCT	OR-DR-REB	AST	PF	ST	TO	BS	PTS
10/24	@ HOUSTON	32-75	.427	14-32	.438	19-24	.792	5-35-43	20	20	7	20	4	97
16,069	Boston	38-86	.442	15-47	.319	16-20	.800	6-37-43	22	22	10	12	6	107
11/22	HOUSTON	31-83	.373	11-42	.262	17-24	.708	4-38-42	19	20	5	15	4	90
19,156	@ Boston	39-92	.424	12-35	.343	18-19	.947	11-47-58	19	24	10	15	3	108

### 2021-22 Rockets vs. Celtics

PLAYER	G-GS	MIN	FIELD GOALS			3-POINT FG			REBOUNDS			AST	PF-DQ	STL	TO	BLK	PTS	AVG
			FG-FGA	PCT	FG-FGA	PCT	FT-FTA	PCT	OFF	DEF	TOT							
Green	2-2	61	13-27	.481	8-14	.571	5-6	.833	1	5	6	3	3-0	1	4	2	39	19.5
Brooks	1-0	25	5-9	.556	5-8	.625	2-3	.667	0	3	3	2	1-0	3	2	0	17	17.0
Porter	1-1	37	5-12	.417	3-7	.429	2-4	.500	0	3	3	3	6-1	0	8	0	15	15.0
Wood	2-2	59	7-20	.350	2-6	.333	8-10	.800	1	17	18	4	3-0	1	1	1	24	12.0
Martin	1-0	22	4-10	.400	1-4	.250	1-4	.250	1	5	6	1	1-0	1	1	1	10	10.0
Tate	2-2	57	7-16	.438	0-4	.000	4-4	1.000	2	11	13	6	4-0	2	2	0	18	9.0
Sengun	2-0	40	4-11	.364	0-2	.000	7-8	.875	1	9	10	11	10-0	5	3	1	15	7.5
Theis	2-2	44	6-16	.375	0-6	.000	1-2	.500	1	8	9	3	6-0	0	2	2	13	6.5
Gordon	2-1	51	4-14	.286	2-9	.222	1-1	1.000	0	5	5	3	1-0	0	4	0	11	5.5
Christopher	2-0	6	4-5	.800	2-2	1.000	0-0	---	0	0	0	0	0-0	0	2	0	10	5.0
Augustin	2-0	28	3-5	.600	1-2	.500	0-0	---	0	1	1	3	3-0	0	2	0	7	3.5
Mathews	1-0	19	1-6	.167	1-6	.167	0-0	---	1	0	1	1	0-0	0	0	0	3	3.0
Nwaba	2-0	9	0-2	.000	0-1	.000	3-4	.750	1	3	4	0	0-0	0	0	0	3	1.5
House	2-0	21	0-5	.000	0-3	.000	2-2	1.000	0	2	2	0	1-0	0	1	0	2	1.0
ROCKETS	2	480	63-158	.399	25-74	.338	36-48	.750	9	72	81	39	40-1	13	35	7	187	93.5

### 2021-22 Celtics vs. Rockets

PLAYER	G-GS	MIN	FIELD GOALS			3-POINT FG			REBOUNDS			AST	PF-DQ	STL	TO	BLK	PTS	AVG
			FG-FGA	PCT	FG-FGA	PCT	FT-FTA	PCT	OFF	DEF	TOT							
Tatum	2-2	71	22-46	.478	5-20	.250	12-13	.923	0	15	15	5	7-0	2	2	1	61	30.5
Brown	1-1	23	6-13	.462	3-6	.500	4-4	1.000	0	3	3	0	4-0	1	2	1	19	19.0
Schroder	2-1	62	13-29	.448	2-6	.333	8-9	.889	1	5	6	5	6-0	2	8	0	36	18.0
Horford	2-2	54	8-21	.381	4-11	.364	8-9	.889	5	16	21	5	5-0	5	1	3	28	14.0
Langford	1-0	20	4-9	.444	2-4	.500	0-0	---	2	3	5	1	1-0	2	0	0	10	10.0
G. Williams	2-0	56	7-10	.700	5-8	.625	1-2	.500	1	7	8	6	4-0	0	0	1	20	10.0
Smart	2-2	63	6-15	.400	2-8	.250	1-1	1.000	0	9	9	10	7-0	4	3	0	15	7.5
Richardson	1-0	19	3-8	.375	1-5	.200	0-0	---	0	2	2	2	1-0	0	2	1	7	7.0
Kanter	1-0	11	2-4	.500	0-1	.000	0-0	---	3	3	6	0	3-0	0	1	0	4	4.0
Pritchard	2-0	22	2-9	.222	2-5	.400	0-0	---	1	2	3	4	1-0	0	3	0	6	3.0
Nesmith	2-0	18	2-9	.222	1-7	.143	0-0	---	1	1	2	1	5-0	1	3	0	5	2.5
R. Williams	2-2	51	2-3	.667	0-0	---	0-0	---	3	15	18	2	1-0	1	1	2	4	2.0
Fernando	1-0	2	0-0	---	0-0	---	0-0	---	0	1	1	0	0-0	0	0	0	0	0.0
Hauser	1-0	4	0-1	.000	0-1	.000	0-0	---	0	1	1	0	1-0	1	0	0	0	0.0
Hernangomez	1-0	6	0-0	---	0-0	---	0-0	---	0	1	1	0	0-0	1	0	0	0	0.0
CELTICS	2	480	77-177	.435	27-82	.329	34-39	.872	17	84	101	41	46-0	20	28	9	215	107.5

# Brooklyn Nets



## SEASON SERIES

	2021-22	All-Time	Playoffs
<b>Overall</b>	<b>1-1</b>	<b>65-35</b>	<b>0-0</b>
<b>Home</b>	<b>1-0</b>	<b>36-13</b>	<b>0-0</b>
<b>Away</b>	<b>0-1</b>	<b>29-22</b>	<b>0-0</b>
<b>Neutral</b>	<b>0-0</b>	<b>0-0</b>	<b>0-0</b>

### Series Information

**Current Streak:** Lost 1  
**Current Home Streak:** Won 1  
**Current Road Streak:** Lost 3  
**Longest Winning Streak:** 14 (Dec. 27, 2006-Nov. 29, 2013)  
**Longest Losing Streak:** 4 (Mar. 2, 1983-Jan. 13, 1985)  
**Biggest Winning Margin:** 52 (139-87, Oct. 18, 1978)  
**Biggest Losing Margin:** 39 (124-85; Mar. 2, 1983)  
**Most Points Scored:** 142 (Jan. 16, 2019)  
**Most Points Allowed:** 145 (Jan. 16, 2019)  
**Fewest Points Scored:** 77 (2x: last Mar. 13, 2006)  
**Fewest Points Allowed:** 69 (Nov. 15, 2004)

### Season-by-Season Results

1976-77: 2-2    1992-93: 1-1    2008-09: 2-0  
 1977-78: 2-2    1993-94: 2-0    2009-10: 2-0  
 1978-79: 3-1    1994-95: 2-0    2010-11: 2-0  
 1979-80: 3-3    1995-96: 2-0    2011-12: 1-0  
 1980-81: 2-0    1996-97: 2-0    2012-13: 2-0  
 1981-82: 1-1    1997-98: 1-1    2013-14: 1-1  
 1982-83: 1-1    1998-99: 1-0    2014-15: 2-0  
 1983-84: 0-2    1999-00: 1-1    2015-16: 0-2  
 1984-85: 1-1    2000-01: 1-1    2016-17: 2-0  
 1985-86: 1-1    2001-02: 0-2    2017-18: 2-0  
 1986-87: 1-1    2002-03: 1-1    2018-19: 1-1  
 1987-88: 1-1    2003-04: 1-1    2019-20: 1-1  
 1988-89: 2-0    2004-05: 2-0    2020-21: 0-2  
 1989-90: 1-1    2005-06: 1-1    2021-22: 1-1  
 1990-91: 2-0    2006-07: 2-0  
 1991-92: 1-1    2007-08: 2-0

### 2021-22 Rockets vs. Nets Game-by-Game Results

DATE	GAME	FG-A	PCT	3FG-A	PCT	FT-A	PCT	OR-DR-REB	AST	PF	ST	TO	BS	PTS
12/8	@ HOUSTON	40-81	.494	14-41	.341	20-29	.690	9-29-38	23	23	9	14	9	114
15,834	Brooklyn	35-89	.393	8-33	.242	26-31	.839	14-30-44	18	23	7	13	3	104
4/5	HOUSTON	40-99	.404	11-43	.256	14-25	.560	18-30-48	18	20	8	11	6	105
17,768	@ Brooklyn	39-86	.453	15-37	.405	25-27	.926	12-40-52	22	23	5	17	9	118

### 2021-22 Rockets vs. Nets

PLAYER	G-GS	MIN	FIELD GOALS			3-POINT FG		FT-FTA	PCT	REBOUNDS			AST	PF-DQ	STL	TO	BLK	PTS	AVG
			FG-FGA	PCT	FG-FGA	PCT	OFF			DEF	TOT								
Porter	1-1	41	13-26	.500	6-14	.429	4-6	.667	0	2	2	4	3-0	1	3	1	36	36.0	
Green	1-1	41	12-23	.522	4-10	.400	2-3	.667	1	5	6	2	0-0	1	2	1	30	30.0	
Gordon	1-1	28	8-12	.667	2-4	.500	3-3	1.000	1	1	2	2	2-0	0	4	1	21	21.0	
Brooks	1-1	29	5-10	.500	3-8	.375	1-1	1.000	0	5	5	4	2-0	1	3	1	14	14.0	
Wood	1-1	34	5-16	.313	1-6	.167	1-2	.500	3	12	15	3	3-0	1	3	12	12.0		
Christopher	2-0	54	9-18	.500	5-9	.556	0-4	.000	3	7	10	4	4-0	4	4	3	23	11.5	
Mathews	2-2	61	6-20	.300	3-17	.176	8-10	.800	1	5	6	0	8-0	3	0	1	23	11.5	
Sengun	1-1	50	7-16	.438	0-3	.000	6-6	1.000	8	5	13	6	4-0	0	1	1	20	10.0	
Augustin	1-0	20	3-4	.750	1-2	.500	1-1	1.000	0	4	4	4	0-0	1	2	0	8	8.0	
Tate	2-2	56	5-18	.278	0-4	.000	6-12	.500	4	7	11	8	8-0	4	4	1	16	8.0	
Martin	2-0	41	5-13	.385	0-6	.000	2-4	.500	2	3	5	2	5-0	0	0	1	12	6.0	
Garuba	1-0	12	1-2	.500	0-0	---	0-0	---	3	2	5	2	2-0	0	0	1	2	2.0	
Nix	1-0	8	1-1	1.000	0-0	---	0-0	---	0	0	0	0	1-0	0	0	0	2	2.0	
Nwaba	1-0	5	0-1	.000	0-0	---	0-0	---	1	1	2	0	1-0	0	0	0	0	0.0	
ROCKETS	2	480	80-180	.444	25-84	.298	34-54	.630	27	59	86	41	43-0	17	25	15	219	109.5	

### 2021-22 Nets vs. Rockets

PLAYER	G-GS	MIN	FIELD GOALS			3-POINT FG		FT-FTA	PCT	REBOUNDS			AST	PF-DQ	STL	TO	BLK	PTS	AVG
			FG-FGA	PCT	FG-FGA	PCT	OFF			DEF	TOT								
Irving	1-1	40	13-24	.542	8-16	.500	8-8	1.000	0	3	3	6	2-0	2	4	1	42	42.0	
Harden	1-1	39	4-16	.250	3-12	.250	14-16	.875	0	11	11	8	3-0	2	8	0	25	25.0	
Durant	1-1	37	4-13	.308	1-3	.333	9-10	.900	0	9	9	7	2-0	2	3	2	18	18.0	
Thomas	2-0	49	11-21	.524	2-7	.286	7-7	1.000	1	5	6	0	1-0	1	1	0	31	15.5	
Brown	2-1	53	7-13	.538	3-3	1.000	4-4	1.000	4	5	9	4	7-0	3	3	3	21	10.5	
Drummond	1-1	20	5-11	.455	0-0	---	0-0	---	5	6	11	1	5-0	1	2	2	10	10.0	
Millsap	1-0	19	5-11	.455	0-1	.000	0-0	---	3	3	6	3	4-0	1	2	0	10	10.0	
Duke	1-0	22	4-9	.444	1-4	.250	0-0	---	2	1	3	1	3-0	0	0	0	9	9.0	
Mills	2-2	57	5-19	.263	5-17	.294	3-4	.750	1	3	4	3	2-0	1	1	1	18	9.0	
Claxton	2-1	43	7-12	.583	0-0	---	3-5	.600	4	9	13	0	4-0	1	1	1	17	8.5	
Griffin	1-0	13	3-4	.750	0-0	---	1-1	1.000	0	3	3	0	3-0	0	0	0	7	7.0	
Bembry	1-1	19	2-5	.400	0-0	---	1-2	.500	2	1	3	0	2-0	0	1	1	5	5.0	
Edwards	1-0	24	2-7	.286	0-4	.000	1-1	1.000	2	5	7	2	3-0	1	1	1	5	5.0	
J. Johnson	1-1	19	2-6	.333	0-1	.000	0-0	---	0	4	4	4	2-0	0	1	0	4	4.0	
Aldridge	1-0	17	0-3	.000	0-1	.000	0-0	---	2	1	3	1	3-0	0	1	0	0	0.0	
Carter	1-0	9	0-1	.000	0-1	.000	0-0	---	0	1	1	0	0-0	0	1	0	0	0.0	
NETS	2	480	74-175	.423	23-70	.329	51-58	.879	26	70	96	40	46-0	13	30	12	222	111.0	

# Charlotte Hornets



## SEASON SERIES

	2021-22	All-Time	Playoffs
<b>Overall</b>	<b>1-1</b>	<b>47-18</b>	<b>0-0</b>
<b>Home</b>	<b>1-0</b>	<b>27-5</b>	<b>0-0</b>
<b>Away</b>	<b>0-1</b>	<b>20-13</b>	<b>0-0</b>
<b>Neutral</b>	<b>0-0</b>	<b>0-0</b>	<b>0-0</b>

### Series Information

**Current Streak:** Lost 1  
**Current Home Streak:** Won 1  
**Current Road Streak:** Lost 3  
**Longest Winning Streak:** 10 (Mar. 16, 2011-Dec. 21, 2015)  
**Longest Losing Streak:** 4 (Jan. 21, 1997-Jan. 22, 1998)  
**Biggest Winning Margin:** 30 (92-62; Dec. 8, 2006)  
**Biggest Losing Margin:** 25 (2x: last 97-122; March 24, 2021)  
**Most Points Scored:** 146 (Nov. 27, 2022)  
**Most Points Allowed:** 143 (Nov. 27, 2022)  
**Fewest Points Scored:** 72 (Feb. 1, 2002)  
**Fewest Points Allowed:** 62 (Dec. 8, 2006)

### Season-by-Season Results

1989-90: 2-0    2008-09: 2-0  
 1990-91: 2-0    2009-10: 1-1  
 1991-92: 2-0    2010-11: 1-1  
 1992-93: 2-0    2011-12: 2-0  
 1993-94: 1-1    2012-13: 2-0  
 1994-95: 2-0    2013-14: 2-0  
 1995-96: 2-0    2014-15: 2-0  
 1996-97: 0-2    2015-16: 1-1  
 1997-98: 0-2    2016-17: 2-0  
 1999-00: 1-1    2017-18: 2-0  
 2000-01: 2-0    2018-19: 2-0  
 2001-02: 1-1    2019-20: 1-1  
 2004-05: 0-2    2020-21: 0-2  
 2005-06: 1-1    2021-22: 1-1  
 2006-07: 2-0  
 2007-08: 2-0

### 2021-22 Rockets vs. Hornets Game-by-Game Results

DATE	GAME	FG-A	PCT	3FG-A	PCT	FT-A	PCT	OR-DR-REB	AST	PF	ST	TO	BS	PTS
11/27	@ HOUSTON	51-95	.537	23-49	.469	21-31	.677	10-31-41	36	25	5	15	4	146
14/667	Charlotte	48-104	.462	20-51	.392	27-30	.900	16-23-39	31	23	10	11	5	143
12/27	HOUSTON	36-87	.414	15-46	.326	12-18	.667	13-31-44	20	15	9	21	3	99
19,349	@ Charlotte	47-88	.534	18-41	.439	11-14	.786	7-32-39	33	18	13	16	4	123

### 2021-22 Rockets vs. Hornets

PLAYER	G-GS	MIN	FIELD GOALS				3-POINT FG				REBOUNDS			AST	PF-DQ	STL	TO	BLK	PTS	AVG
			FG-FGA	PCT	FG-FGA	PCT	FT-FTA	PCT	OFF	DEF	TOT									
Wood	2-2	67	18-28	.643	4-7	.571	9-13	.692	7	18	25	6	2	0	4	2	49	24.5		
Porter	1-1	42	7-16	.438	3-9	.333	6-10	.600	1	7	8	12	2	0	1	4	0	23	23.0	
Mathews	1-1	38	6-10	.600	5-9	.556	3-5	.600	2	1	3	0	5	0	1	0	20	20.0		
Gordon	2-2	60	12-23	.522	7-13	.538	7-8	.875	0	2	2	10	2	0	1	4	0	38	19.0	
Queen	1-0	29	6-13	.462	4-10	.400	1-1	1.000	1	5	6	0	3	0	4	3	0	17	17.0	
Tate	1-1	36	6-9	.667	2-4	.500	2-2	1.000	0	2	2	5	3	0	1	2	0	16	16.0	
Brooks	2-1	56	9-26	.346	8-25	.320	0-0	---	1	3	4	4	5	0	1	0	0	26	13.0	
Nix	1-0	26	5-8	.625	1-3	.333	0-0	---	0	3	3	3	0	0	3	3	0	11	11.0	
Nwaba	1-1	24	4-9	.444	1-1	1.000	0-0	---	2	6	8	1	2	0	2	2	0	9	9.0	
Martin	1-0	15	2-7	.286	1-1	1.000	2-2	1.000	1	2	3	1	1	0	0	0	0	7	7.0	
Christopher	1-1	21	2-7	.286	1-4	.250	1-2	.500	0	0	0	2	1	0	0	3	0	6	6.0	
Theis	1-0	22	3-8	.375	0-2	.000	0-2	.000	3	1	4	1	0	0	0	1	0	6	6.0	
Sengun	2-0	34	4-8	.500	0-1	.000	2-4	.500	5	6	11	7	7	0	0	8	4	10	5.0	
Augustin	1-0	10	1-2	.500	1-2	.500	0-0	---	0	0	0	3	2	0	0	0	0	3	3.0	
Garuba	1-0	13	1-4	.250	0-2	.000	0-0	---	0	4	4	0	2	0	0	0	1	2	2.0	
House	1-0	15	1-4	.250	0-2	.000	0-0	---	0	2	2	1	3	0	0	0	0	2	2.0	
ROCKETS	2	505	87-182	.478	38-95	.400	33-49	.673	23	62	85	56	40-0	14	36	7	245	122.5		

### 2021-22 Hornets vs. Rockets

PLAYER	G-GS	MIN	FIELD GOALS				3-POINT FG				REBOUNDS			AST	PF-DQ	STL	TO	BLK	PTS	AVG
			FG-FGA	PCT	FG-FGA	PCT	FT-FTA	PCT	OFF	DEF	TOT									
Rozier	2-2	71	19-40	.475	13-28	.464	7-7	1.000	2	5	7	10	2	0	2	2	1	58	29.0	
Bridges	1-1	33	8-12	.667	2-5	.400	4-4	1.000	2	3	5	2	1	0	0	4	0	22	22.0	
Oubre	2-0	66	14-31	.452	3-17	.176	10-12	.833	4	3	7	0	6	0	5	2	2	41	20.5	
Ball	2-2	64	13-31	.419	6-13	.462	3-3	1.000	5	11	16	20	7	0	3	3	0	35	17.5	
Hayward	2-2	64	10-23	.435	4-8	.500	7-9	.778	1	5	6	7	5	0	4	4	0	31	15.5	
Plumlee	1-1	29	7-7	1.000	0-0	---	1-2	.500	1	8	9	3	2	0	2	2	3	15	15.0	
Washington	1-1	35	5-7	.714	3-4	.750	5-5	1.000	2	3	5	6	2	0	2	2	2	13	13.0	
McDaniels	2-1	48	8-15	.533	3-6	.500	2-2	1.000	2	7	9	5	5	0	1	4	0	21	10.5	
Richards	2-0	24	5-6	.833	0-0	---	1-1	1.000	2	1	3	1	3	0	0	1	1	11	5.5	
Bouknight	1-0	5	2-4	.500	1-3	.333	0-0	---	0	1	1	1	2	0	0	0	0	5	5.0	
Co. Martin	2-0	37	2-8	.250	2-4	.500	1-2	.500	1	3	4	3	4	0	3	0	0	7	3.5	
Smith	1-0	23	1-5	.200	1-2	.500	0-0	---	0	3	3	6	2	0	1	1	0	3	3.0	
Jones	1-0	3	1-1	1.000	0-0	---	0-0	---	0	1	1	0	0	0	0	0	0	2	2.0	
Thor	1-0	4	0-1	.000	0-1	.000	2-2	1.000	1	1	2	0	0	0	0	1	0	2	2.0	
HORNETS	2	505	95-191	.497	38-91	.418	38-44	.864	23	55	78	64	41-0	23	27	9	266	133.0		

# Chicago Bulls



## SEASON SERIES

	2021-22	All-Time	Playoffs
<b>Overall</b>	<b>1-1</b>	<b>72-71</b>	<b>0-0</b>
<b>Home</b>	<b>1-0</b>	<b>45-22</b>	<b>0-0</b>
<b>Away</b>	<b>0-1</b>	<b>26-45</b>	<b>0-0</b>
<b>Neutral</b>	<b>0-0</b>	<b>1-4</b>	<b>0-0</b>

### Series Information

**Current Streak:** Lost 1  
**Current Home Streak:** Won 1  
**Current Road Streak:** Lost 2  
**Longest Winning Streak:** 7 (Feb. 3, 2017-Nov. 9, 2019)  
**Longest Losing Streak:** 11 (Jan. 22, 1972-Mar. 6, 1974)  
**Biggest Winning Margin:** 45 (123-78; Mar. 26, 2000)  
**Biggest Losing Margin:** 53 (129-76; Feb. 1, 1983)  
**Most Points Scored:** 146 (Dec. 3, 1969)  
**Most Points Allowed:** 133 (2x; last Dec. 20 2021)  
**Fewest Points Scored:** 75 (Dec. 4, 2001)  
**Fewest Points Allowed:** 66 (Nov. 3, 2003)

### Season-by-Season Results

1967-68: 4-4    1983-84: 2-0    2000-01: 2-0    2016-17: 2-0  
 1968-69: 3-3    1984-85: 2-0    2001-02: 0-2    2017-18: 2-0  
 1969-70: 4-3    1985-86: 1-1    2002-03: 1-1    2018-19: 2-0  
 1970-71: 0-6    1986-87: 2-0    2003-04: 2-0    2019-20: 1-0  
 1971-72: 1-5    1987-88: 0-2    2004-05: 2-0    2020-21: 0-2  
 1972-73: 0-4    1988-89: 1-1    2005-06: 1-1    2021-22: 1-1  
 1973-74: 0-4    1989-90: 1-1    2006-07: 2-0  
 1974-75: 2-2    1990-91: 2-0    2007-08: 2-0  
 1975-76: 3-1    1991-92: 1-1    2008-09: 1-1  
 1976-77: 3-1    1992-93: 2-0    2009-10: 0-2  
 1977-78: 1-3    1993-94: 1-1    2010-11: 0-2  
 1978-79: 2-2    1994-95: 1-1    2011-12: 1-0  
 1979-80: 1-1    1995-96: 0-2    2012-13: 2-0  
 1980-81: 1-1    1996-97: 1-1    2013-14: 1-1  
 1981-82: 1-1    1997-98: 0-2    2014-15: 1-1  
 1982-83: 1-1    1999-00: 2-0    2015-16: 0-2

### 2021-22 Rockets vs. Bulls Game-by-Game Results

DATE	GAME	FG-A	PCT	3FG-A	PCT	FT-A	PCT	OR-DR-REB	AST	PF	ST	TO	BS	PTS
11/24	@ HOUSTON	42-84	.500	17-36	.472	17-22	.773	7-38-45	27	16	5	21	6	118
16/074	Chicago	44-97	.454	15-36	.417	10-12	.833	9-32-41	26	22	11	14	6	113
12/20	HOUSTON	44-78	.564	12-33	.364	18-24	.750	7-28-35	27	17	4	14	4	118
21/150	@ Chicago	47-88	.534	16-35	.457	23-24	.958	9-25-34	33	23	7	8	5	133

### 2021-22 Rockets vs. Bulls

PLAYER	G-GS	MIN	FIELD GOALS		3-POINT FG		FT-FTA	PCT	REBOUNDS			AST	PF-DQ	STL	TO	BLK	PTS	AVG
			FG-FGA	PCT	FG-FGA	PCT			OFF	DEF	TOT							
Wood	2-2	61	14-28	.500	3-6	.500	8-11	.727	5	16	21	7	7-0	0	3	2	39	19.5
House	1-0	17	6-7	.857	4-4	1.000	2-2	1.000	1	3	4	1	1-0	1	2	18	18.0	
Porter	1-1	37	5-13	.385	2-4	.500	2-4	.500	0	6	6	9	0-0	1	6	0	14	14.0
Brooks	2-1	49	9-20	.450	6-15	.400	2-2	1.000	1	2	3	5	2-0	2	1	0	26	13.0
Tate	2-2	44	11-23	.478	1-8	.125	1-3	.333	1	7	8	7	6-0	0	5	0	24	12.0
Green	1-1	11	4-5	.800	1-2	.500	2-2	1.000	0	2	2	1	0-0	0	0	11	11.0	
Sengun	2-0	35	7-12	.583	3-4	.750	4-7	.571	3	6	9	4	6-0	2	6	0	21	10.5
Christopher	1-0	20	3-5	.600	0-1	.000	4-4	1.000	0	3	3	2	1-0	0	2	1	10	10.0
Gordon	2-2	59	8-15	.533	3-7	.429	1-1	1.000	0	1	1	8	0-0	1	3	1	20	10.0
Martin	2-0	39	8-12	.667	1-3	.333	3-4	.750	1	4	5	2	1-0	1	2	1	20	10.0
Mathews	2-1	54	6-11	.545	4-8	.500	2-2	1.000	1	8	9	3	8-0	1	1	1	18	9.0
Nwaba	1-0	15	2-3	.667	0-1	.000	2-2	1.000	0	4	4	2	1-0	0	1	1	6	6.0
Augustin	2-0	32	2-7	.286	1-6	.167	2-2	1.000	1	4	5	2	0-0	0	5	0	7	3.5
Queen	1-0	4	1-1	1.000	0-0	---	0-0	---	0	1	1	1	0-0	0	0	0	2	2.0
Caruba	1-0	4	0-0	---	0-0	---	0-0	---	0	0	0	0	0-0	0	0	0	0	0.0
ROCKETS	2	480	86-162	.531	29-69	.420	35-46	.761	14	67	81	54	33-0	9	36	10	236	118.00

### 2021-22 Bulls vs. Rockets

PLAYER	G-GS	MIN	FIELD GOALS		3-POINT FG		FT-FTA	PCT	REBOUNDS			AST	PF-DQ	STL	TO	BLK	PTS	AVG
			FG-FGA	PCT	FG-FGA	PCT			OFF	DEF	TOT							
LaVine	1-1	36	11-22	.500	3-9	.333	3-5	.600	0	2	2	4	2-0	1	3	1	28	28.0
DeRozan	2-2	68	17-37	.459	0-4	.000	9-9	1.000	0	8	8	13	2-0	1	2	0	43	21.5
Ball	2-2	72	13-23	.565	9-16	.563	3-3	1.000	0	10	10	13	8-0	7	5	3	38	19.0
McKinnie	1-0	29	6-10	.600	4-6	.667	0-0	---	2	3	5	1	3-0	0	0	1	16	16.0
Vucevic	2-2	56	14-34	.412	4-13	.308	0-0	---	2	17	19	8	8-1	1	2	3	32	16.0
White	2-0	46	8-20	.400	6-13	.462	5-5	1.000	2	4	6	4	3-0	0	2	0	27	13.5
Cook	1-0	17	2-3	.667	0-0	---	7-8	.875	1	0	1	0	2-0	0	2	0	11	11.0
Dosunmu	1-0	17	3-4	.750	0-0	---	2-2	1.000	0	0	0	0	0-0	2	1	0	8	8.0
Caruso	2-1	39	6-10	.600	3-5	.600	0-0	---	2	3	5	4	2-0	3	0	0	15	7.5
Green	2-2	54	6-11	.545	1-3	.333	0-0	---	4	5	9	5	8-0	2	2	1	13	6.5
Dotson	1-0	14	2-2	1.000	1-1	1.000	0-0	---	0	0	0	4	2-0	1	1	0	5	5.0
Bradley	2-0	17	3-4	.750	0-0	---	2-2	1.000	2	4	6	2	4-0	1	1	1	8	4.0
Simonovic	1-0	3	0-2	.000	0-0	---	2-2	1.000	1	0	1	0	0-0	0	0	0	2	2.0
Jones	1-0	11	0-2	.000	0-0	---	0-0	---	1	1	2	1	1-0	0	1	0	0	0.0
BULLS	2	480	91-184	.495	31-70	.443	33-36	.917	17	57	74	59	45-1	19	22	11	246	123.0

# Cleveland Cavaliers



## SEASON SERIES

	2021-22	All-Time	Playoffs
<b>Overall</b>	<b>1-1</b>	<b>88-48</b>	<b>0-0</b>
<b>Home</b>	<b>1-0</b>	<b>53-14</b>	<b>0-0</b>
<b>Away</b>	<b>0-1</b>	<b>35-33</b>	<b>0-0</b>
<b>Neutral</b>	<b>0-0</b>	<b>0-1</b>	<b>0-0</b>

### Series Information

**Current Streak:** Won 1  
**Current Home Streak:** Won 1  
**Current Road Streak:** Lost 2  
**Longest Winning Streak:** 8 (Mar. 11, 1984-Nov. 19, 1987)  
**Longest Losing Streak:** 4 (Jan. 7-Mar. 7, 1973)  
**Biggest Winning Margin:** 38 (116-78; Mar. 22, 2013)  
**Biggest Losing Margin:** 35 (124-89; Dec. 15, 2022)  
**Most Points Scored:** 141 (Jan. 11, 2019)  
**Most Points Allowed:** 130 (Mar. 4, 1972)  
**Fewest Points Scored:** 70 (Jan. 6, 1998)  
**Fewest Points Allowed:** 63 (Dec. 2, 2006)

### Season-by-Season Results

1970-71: 4-0    1986-87: 2-0    2002-03: 1-1    2018-19: 1-1  
 1971-72: 2-2    1987-88: 1-1    2003-04: 2-0    2019-20: 1-0  
 1972-73: 3-4    1988-89: 1-1    2004-05: 2-0    2020-21: 0-2  
 1973-74: 4-4    1989-90: 2-0    2005-06: 1-1    2021-22: 1-1  
 1974-75: 4-4    1990-91: 2-0    2006-07: 1-1  
 1975-76: 4-2    1991-92: 1-1    2007-08: 2-0  
 1976-77: 3-1    1992-93: 1-1    2008-09: 1-1  
 1977-78: 2-2    1993-94: 2-0    2009-10: 1-1  
 1978-79: 2-2    1994-95: 2-0    2010-11: 2-0  
 1979-80: 4-2    1995-96: 1-1    2011-12: 0-1  
 1980-81: 2-0    1996-97: 2-0    2012-13: 2-0  
 1981-82: 1-1    1997-98: 1-1    2013-14: 2-0  
 1982-83: 0-2    1998-99: 1-0    2014-15: 2-0  
 1983-84: 1-1    1999-00: 1-1    2015-16: 1-1  
 1984-85: 2-0    2000-01: 2-0    2016-17: 1-1  
 1985-86: 2-0    2001-02: 0-2    2017-18: 2-0

### 2021-22 Rockets vs. Cavaliers Game-by-Game Results

DATE	GAME	FG-A	PCT	3FG-A	PCT	FT-A	PCT	OR-DR-REB	AST	PF	ST	TO	BS	PTS
12/15	HOUSTON	30-78	.385	5-29	.172	24-35	.686	10-31-41	20	21	13	17	1	89
17.131	@ Cleveland	45-80	.562	18-40	.450	16-24	.667	9-35-44	26	25	6	17	5	124
2/2	@ HOUSTON	39-82	.476	14-40	.350	23-33	.697	8-29-37	25	23	11	12	3	115
14.163	Cleveland	41-80	.512	7-21	.333	15-27	.556	12-36-48	23	27	6	19	4	104

### 2021-22 Rockets vs. Cavaliers

PLAYER	G-GS	MIN	FIELD GOALS			3-POINT FG			FT-FTA	PCT	REBOUNDS			AST	PF-DQ	STL	TO	BLK	PTS	AVG
			FG-FGA	PCT	3FG-FGA	PCT	OFF	DEF			TOT									
Green	1-1	36	6-13	.462	3-7	.429	6-7	.857	0	5	5	5	3	4	1	0	1	21	21.0	
Wood	1-1	34	7-14	.500	3-7	.429	4-5	.800	1	6	7	4	5	0	2	1	0	21	21.0	
Porter	1-1	32	6-11	.545	3-5	.600	1-4	.250	0	1	1	7	3	0	1	2	0	16	16.0	
Sengun	2-0	52	9-18	.500	0-2	.000	10-12	.833	6	13	19	8	4	0	2	6	2	28	14.0	
Marin	2-0	44	7-15	.467	1-6	.167	9-14	.643	3	2	5	0	0	0	3	2	0	24	12.0	
Christopher	2-0	40	4-15	.467	2-5	.400	6-11	.545	1	2	3	4	3	0	1	4	0	22	11.0	
Gordon	1-1	30	5-12	.417	1-7	.143	0-0	---	0	2	2	3	1	0	0	0	0	11	11.0	
Nwaba	1-0	27	5-9	.556	0-1	.000	1-1	1.000	2	3	5	0	2	0	0	0	0	11	11.0	
Tate	2-2	57	7-16	.438	2-3	.667	2-2	1.000	3	8	11	3	7	0	7	6	0	18	9.0	
Mathews	2-1	53	5-19	.263	3-6	.188	4-6	.667	1	7	8	2	7	0	2	0	1	17	8.5	
Theis	1-1	18	2-7	.286	0-2	.000	1-2	.500	1	5	6	1	3	0	1	2	0	5	5.0	
Augustin	1-1	17	1-3	.333	0-1	.000	2-2	1.000	0	1	1	4	2	0	1	3	0	4	4.0	
Brooks	1-1	22	1-6	.167	1-6	.167	0-0	---	0	1	1	3	2	0	1	2	0	3	3.0	
Gauba	1-0	17	1-2	.500	0-1	.000	1-2	.500	0	4	4	1	2	0	2	0	0	3	3.0	
ROCKETS	2	480	69-160	.431	19-69	.275	47-68	.691	18	60	78	45	44-0	24	29	4	204	102.0		

### 2021-22 Cavaliers vs. Rockets

PLAYER	G-GS	MIN	FIELD GOALS			3-POINT FG			FT-FTA	PCT	REBOUNDS			AST	PF-DQ	STL	TO	BLK	PTS	AVG
			FG-FGA	PCT	3FG-FGA	PCT	OFF	DEF			TOT									
Mobley	1-1	36	12-20	.600	0-1	.000	5-9	.556	5	7	12	2	4	0	1	4	0	29	29.0	
Garland	1-1	25	7-11	.636	3-6	.500	4-4	1.000	1	1	2	3	1	0	1	0	2	21	21.0	
Love	2-0	44	12-26	.462	4-12	.333	8-9	.889	3	16	19	3	3	0	0	3	2	36	18.0	
Okoro	2-2	54	12-16	.750	4-4	1.000	3-4	.750	1	4	5	1	6	0	2	1	1	31	15.5	
Markkanen	1-1	19	5-10	.500	2-5	.400	0-0	---	0	2	2	1	1	0	0	1	0	12	12.0	
Osman	2-1	53	8-20	.400	4-11	.364	1-7	.143	0	2	2	2	8	0	2	6	0	21	10.5	
Wade	2-1	48	7-9	.778	4-6	.667	1-2	.500	0	11	11	2	3	0	1	1	1	19	9.5	
Allen	2-2	41	8-15	.533	0-0	---	1-5	.200	8	7	15	6	6	0	0	3	3	17	8.5	
Goodwin	1-1	32	2-6	.333	1-3	.333	2-2	1.000	0	7	7	8	1	0	1	1	0	7	7.0	
Rubio	1-0	21	2-6	.333	0-3	.000	3-3	1.000	0	2	2	12	1	0	4	2	0	7	7.0	
Stevens	2-0	37	5-9	.556	1-3	.333	1-2	.500	2	5	7	1	4	0	0	1	0	12	6.0	
Valentine	1-0	8	1-2	.500	1-2	.500	0-0	---	0	0	0	2	1	0	1	0	0	3	3.0	
Windler	2-0	9	2-5	.400	1-4	.250	0-0	---	0	1	1	0	0	0	0	0	0	5	2.5	
Davis	2-0	23	2-2	1.000	0-0	---	0-2	.000	1	2	3	0	7	0	0	2	2	4	2.0	
Rondo	1-0	15	0-2	.000	0-1	.000	2-2	1.000	0	4	4	5	2	0	1	3	0	2	2.0	
Pangos	2-0	13	1-1	1.000	0-0	---	0-0	---	0	0	0	1	0	0	0	0	0	2	1.0	
CAVALIERS	2	480	86-160	.538	25-61	.410	31-51	.608	21	71	92	49	52-0	12	36	9	228	114.0		

# Dallas Mavericks



## SEASON SERIES

	2021-22	All-Time	Playoffs
<b>Overall</b>	<b>0-4</b>	<b>100-89</b>	<b>8-8</b>
<b>Home</b>	<b>0-2</b>	<b>55-40</b>	<b>4-4</b>
<b>Away</b>	<b>0-2</b>	<b>44-49</b>	<b>4-4</b>
<b>Neutral</b>	<b>0-0</b>	<b>1-0</b>	<b>0-0</b>

### Series Information

**Current Streak:** Lost 4  
**Current Home Streak:** Lost 2  
**Current Road Streak:** Lost 2  
**Longest Winning Streak:** 11 (Apr. 13, 1996-Mar. 24, 1999)  
**Longest Losing Streak:** 9 (Nov. 29, 2010-Jan. 16, 2013)  
**Biggest Winning Margin:** 48 (116-68; Feb. 4, 1981)  
**Biggest Losing Margin:** 35 (131-96; Jan. 19, 1986)  
**Most Points Scored:** 153 (Aug. 31, 2020)  
**Most Points Allowed:** 156 (Apr. 11, 1995)  
**Fewest Points Scored:** 72 (Mar. 21, 2006)  
**Fewest Points Allowed:** 68 (Feb. 4, 1981)

### Season-by-Season Results

1980-81: 6-0    1992-93: 4-1    2004-05: 2-2    2016-17: 4-0  
 1981-82: 4-2    1993-94: 4-1    2005-06: 0-4    2017-18: 4-0  
 1982-83: 1-5    1994-95: 3-2    2006-07: 1-3    2018-19: 2-2  
 1983-84: 2-4    1995-96: 3-1    2007-08: 1-3    2019-20: 2-1  
 1984-85: 4-2    1996-97: 4-0    2008-09: 2-2    2020-21: 2-1  
 1985-86: 5-1    1997-98: 4-0    2009-10: 2-2    2021-22: 0-4  
 1986-87: 3-3    1998-99: 2-2    2010-11: 0-4  
 1987-88: 2-4    1999-00: 3-1    2011-12: 0-3  
 1988-89: 5-1    2000-01: 2-2    2012-13: 1-3  
 1989-90: 1-4    2001-02: 2-2    2013-14: 2-2  
 1990-91: 3-1    2002-03: 0-4    2014-15: 3-1  
 1991-92: 2-4    2003-04: 1-3    2015-16: 2-2

### 2021-22 Rockets vs. Mavericks Game-by-Game Results

DATE	GAME	FG-A	PCT	3FG-A	PCT	FT-A	PCT	OR-DR-REB	AST	PF	ST	TO	BS	PTS
10/26	HOUSTON	36-86	.419	16-39	.410	18-26	.692	11-38-49	24	21	7	17	3	106
19,337	@ Dallas	43-93	.462	12-43	.279	18-25	.720	14-36-50	25	22	9	15	7	116
1/7	@ HOUSTON	37-87	.425	12-43	.279	20-29	.690	7-33-40	17	20	6	13	3	106
15,238	Dallas	49-90	.544	17-38	.447	15-28	.536	11-44-55	34	24	6	16	4	130
3/11	@ HOUSTON	41-86	.477	6-30	.200	12-19	.632	5-34-49	29	23	9	13	3	100
15,060	Dallas	40-88	.455	11-36	.306	22-28	.786	12-35-47	20	21	6	14	8	113
3/23	HOUSTON	33-82	.402	4-28	.143	21-28	.750	12-33-45	17	21	8	16	5	91
20,026	@ Dallas	42-86	.488	8-33	.242	18-22	.818	8-34-42	24	24	9	13	1	110

### 2021-22 Rockets vs. Mavericks

PLAYER	G-GS	MIN	FIELD GOALS			3-POINT FG			REBOUNDS			AST	PF-DQ	STL	TO	BLK	PTS	AVG
			FG-FGA	PCT	FG-FGA	PCT	FT-FTA	PCT	OFF	DEF	TOT							
Wood	3-3	88	18-39	.462	4-16	.250	8-16	.500	3	27	30	5	10-0	2	5	1	48	16.0
Thisis	1-1	29	5-11	.455	3-4	.750	2-2	1,000	4	6	10	1	2-0	0	1	1	15	15.0
Porter	4-4	114	20-41	.488	8-20	.400	4-6	.667	2	13	15	21	17-0	2	13	2	52	13.0
Christopher	3-0	64	14-33	.424	1-10	.100	6-8	.750	2	8	10	4	5-0	4	6	0	35	11.7
Tate	3-3	76	14-30	.467	3-8	.375	3-6	.500	8	8	16	7	12-0	1	7	1	34	11.3
Green	4-4	120	16-46	.348	3-17	.176	6-8	.750	2	11	13	10	4-0	3	8	1	41	10.3
Fernando	2-0	26	9-9	1,000	0-0	---	2-2	1,000	2	10	12	0	5-0	0	2	2	20	10.0
Sengun	3-1	56	10-25	.400	2-7	.286	3-6	.500	5	13	18	5	9-0	5	3	0	25	8.3
Gordon	4-3	92	9-22	.409	3-12	.250	12-13	.923	0	4	4	9	2-0	4	1	1	33	8.3
House	1-0	9	3-4	.750	2-3	.667	0-0	---	1	3	4	1	0-0	1	0	0	8	8.0
Mathews	3-0	69	6-18	.333	4-16	.250	8-9	.889	2	4	6	4	7-0	5	2	3	24	8.0
Brooks	1-0	15	3-8	.375	1-6	.167	0-0	---	0	2	2	0	1-0	0	2	0	7	7.0
Schroder	2-0	45	4-12	.333	0-2	.000	6-7	.857	0	3	3	8	3-0	1	3	0	14	7.0
Nwaba	3-0	50	6-12	.500	1-5	.200	6-9	.667	1	7	8	5	1-0	0	1	19	6.3	
Martin	4-1	70	8-21	.381	1-7	.143	4-8	.500	2	13	15	1	6-0	1	2	1	21	5.3
Augustin	1-0	11	1-3	.333	1-2	.500	0-0	---	0	0	0	2	0-0	0	1	0	3	3.0
Queen	1-0	8	1-3	.333	1-3	.333	0-0	---	0	1	1	0	1-0	0	0	0	3	3.0
Nix	3-0	17	0-4	.000	0-2	.000	1-2	.500	1	4	5	4	0-0	1	0	0	1	0.3
Garuba	1-0	3	0-0	---	0-0	---	0-0	---	0	1	1	0	0-0	0	0	0	0	0.0
ROCKETS	4	960	147-341	.431	38-140	.271	71-102	.696	35	138	173	87	85-0	30	59	14	403	100.8

### 2021-22 Mavericks vs. Rockets

PLAYER	G-GS	MIN	FIELD GOALS			3-POINT FG			REBOUNDS			AST	PF-DQ	STL	TO	BLK	PTS	AVG
			FG-FGA	PCT	FG-FGA	PCT	FT-FTA	PCT	OFF	DEF	TOT							
Donic	2-2	70	19-44	.432	6-17	.353	12-15	.800	3	25	28	13	4-0	2	9	3	56	28.0
Dinwiddie	2-2	67	14-26	.538	5-10	.500	9-12	.750	0	7	7	13	5-0	3	4	2	42	21.0
Brunson	3-2	83	21-38	.553	1-7	.143	11-13	.846	2	10	12	24	8-0	2	5	0	54	18.0
Hardaway	2-1	54	11-23	.478	7-17	.412	6-11	.545	1	5	6	7	2-0	2	0	0	35	17.5
Powell	4-4	99	24-32	.750	0-1	.000	13-17	.765	12	16	28	8	12-0	2	4	4	61	15.3
Bullock	4-3	110	16-38	.421	12-32	.375	0-0	---	1	17	18	8	5-0	3	2	1	44	11.0
Finney-Smith	3-3	90	12-26	.462	3-15	.200	3-5	.600	5	9	14	5	3-0	3	1	3	30	10.0
Porzingis	1-1	20	2-10	.200	1-4	.250	4-6	.667	1	2	3	1	0-0	0	1	0	9	9.0
Burke	3-0	42	9-21	.429	2-6	.333	2-2	1,000	1	1	2	3	3-0	0	0	0	22	7.3
Niilikina	3-0	41	10-18	.556	2-7	.286	0-0	---	2	4	6	9	10-0	2	5	0	22	7.3
Green	4-1	84	11-21	.524	2-5	.400	5-6	.833	6	6	12	3	10-0	6	1	2	29	7.3
Bertans	1-0	21	2-10	.200	1-7	.143	1-2	.500	1	4	5	1	2-0	0	1	0	4	6.0
Kleber	4-1	68	8-17	.471	5-12	.417	2-3	.667	6	23	29	3	16-0	1	7	1	23	5.8
Marjanovic	2-0	11	5-6	.833	0-0	---	1-2	.500	2	2	4	1	1-0	0	0	0	11	5.5
Chris	2-0	12	2-4	.500	0-0	---	2-4	.500	1	3	4	1	3-0	1	2	0	6	3.0
Wright	1-0	3	1-3	.333	0-0	---	1-1	1,000	1	0	1	0	0-0	0	0	0	3	3.0
S. Brown	4-0	62	5-14	.357	1-8	.125	0-0	---	0	9	9	3	5-0	1	3	1	11	2.8
M. Brown	2-0	14	2-4	.500	0-0	---	1-4	.250	0	5	5	0	2-0	0	2	3	5	2.5
Caulley-Stein	1-0	5	0-0	---	0-0	---	0-0	---	0	1	0	0	0-0	2	1	0	0	0.0
Pinson	1-0	3	0-2	.000	0-0	.000	0-0	---	0	0	0	0	0-0	0	0	0	0	0.0
MAVERICKS	4	960	174-357	.487	48-150	.320	73-103	.709	45	149	194	103	91-0	30	58	20	469	117.3



# Denver Nuggets



## SEASON SERIES

	2021-22	All-Time	Playoffs
<b>Overall</b>	<b>0-3</b>	<b>102-94</b>	<b>4-2</b>
<b>Home</b>	<b>0-1</b>	<b>63-35</b>	<b>3-0</b>
<b>Away</b>	<b>0-2</b>	<b>39-59</b>	<b>1-2</b>
<b>Neutral</b>	<b>0-0</b>	<b>0-0</b>	<b>0-0</b>

### Series Information

**Current Streak:** Lost 7  
**Current Home Streak:** Lost 2  
**Current Road Streak:** Lost 7  
**Longest Winning Streak:** 11 (Mar. 29, 1997-Jan. 20, 2000)  
**Longest Losing Streak:** 7 (3x: last Jan. 26, 2020-Mar. 4, 2022)  
**Biggest Winning Margin:** 30 (2x: last 125-95; Nov. 22, 2017)  
**Biggest Losing Margin:** 37 (130-93; Jan. 19, 1983)  
**Most Points Scored:** 156 (Jan. 10, 1991)  
**Most Points Allowed:** 141 (April 14, 1982)  
**Fewest Points Scored:** 70 (Apr. 16, 2002)  
**Fewest Points Allowed:** 74 (Jan. 31, 1995)

### Season-by-Season Results

1976-77: 0-3	1992-93: 3-2	2008-09: 3-1
1977-78: 0-3	1993-94: 2-3	2009-10: 1-2
1978-79: 3-1	1994-95: 4-1	2010-11: 2-2
1979-80: 1-1	1995-96: 3-1	2011-12: 1-3
1980-81: 4-2	1996-97: 3-1	2012-13: 0-4
1981-82: 1-5	1997-98: 4-0	2013-14: 2-1
1982-83: 1-5	1998-99: 4-0	2014-15: 4-0
1983-84: 2-4	1999-00: 2-2	2015-16: 0-3
1984-85: 4-2	2000-01: 1-3	2016-17: 4-0
1985-86: 3-3	2001-02: 2-2	2017-18: 3-0
1986-87: 3-3	2002-03: 4-0	2018-19: 3-1
1987-88: 2-4	2003-04: 2-2	2019-20: 2-2
1988-89: 2-4	2004-05: 2-1	2020-21: 0-3
1989-90: 1-4	2005-06: 2-2	2021-22: 0-3
1990-91: 5-0	2006-07: 2-1	
1991-92: 3-2	2007-08: 2-2	

### 2021-22 Rockets vs. Nuggets Game-by-Game Results

DATE	GAME	FG-A	PCT	3FG-A	PCT	FT-A	PCT	OR-DR-REB	AST	PF	ST	TO	BS	PTS
11/6	HOUSTON	35-75	.467	8-28	.286	16-24	.667	7-40-47	19	16	8	17	6	94
16.046	@ Denver	36-89	.404	9-40	.225	14-17	.824	10-35-45	19	20	10	11	5	95
1/1	@ HOUSTON	37-85	.435	16-42	.381	21-24	.875	13-23-36	20	24	10	18	4	111
18.055	Denver	46-86	.535	10-32	.312	22-27	.815	13-33-46	33	23	10	18	6	124
3/4	HOUSTON	38-83	.458	10-36	.278	15-22	.682	9-35-44	25	21	4	15	3	101
16.254	@ Denver	39-86	.453	13-33	.394	25-31	.806	10-31-41	27	21	10	10	4	116

### 2021-22 Rockets vs. Nuggets

PLAYER	G-GS	MIN	FIELD GOALS			3-POINT FG			FT-FTA	PCT	REBOUNDS			AST	PF-DQ	STL	TO	BLK	PTS	AVG
			FG-FGA	PCT	3FG-A	PCT	OFF	DEF			TOT									
Green	3-3	90	16-36	.444	7-19	.368	17-23	.739	2	6	8	10	2-0	1	6	1	56	18.7		
Theis	2-2	59	11-20	.550	1-4	.250	3-4	.750	3	7	10	1	4	2	3	1	26	13.0		
Martin	3-0	69	13-21	.619	4-9	.444	5-6	.833	5	7	12	6	3-0	2	1	4	35	11.7		
Gordon	2-1	59	9-14	.643	4-8	.500	1-4	.250	1	4	5	3	5-0	1	8	0	23	11.5		
Wood	3-2	76	11-27	.407	1-8	.125	11-12	.917	1	27	28	7	7-0	1	5	2	34	11.3		
Sengun	2-0	36	8-14	.571	1-4	.250	3-6	.500	2	12	14	4	6-1	1	1	2	20	10.0		
Tate	3-3	76	12-27	.444	0-6	.000	4-5	.800	6	13	19	6	13-1	1	6	1	28	9.3		
Queen	2-0	17	5-8	.625	3-5	.600	3-3	1.000	4	2	6	1	1-0	1	2	0	16	8.0		
Porter	3-3	79	8-31	.258	6-19	.316	1-2	.500	2	6	8	10	7-0	2	6	1	23	7.7		
Nix	2-0	14	5-7	.714	2-3	.667	1-2	.500	0	0	0	1	2-0	2	2	0	13	6.5		
Augustin	1-0	9	2-3	.667	1-2	.500	0-0	---	0	1	1	3	0-0	0	0	0	5	5.0		
Christopher	2-0	41	3-16	.188	1-7	.143	2-2	1.000	1	3	4	4	4-0	1	5	1	9	4.5		
Nwaba	2-1	27	3-5	.600	1-1	1.000	0-0	---	0	7	7	2	1-0	2	1	0	7	3.5		
Brooks	2-0	26	2-7	.286	2-7	.286	0-0	---	1	0	1	4	4-0	2	1	0	6	3.0		
Mathews	1-0	29	1-5	.200	0-4	.000	1-1	1.000	0	0	0	1	2-0	1	0	0	3	3.0		
Garuba	1-0	13	1-2	.500	0-0	---	0-0	---	1	3	4	1	0-0	2	0	0	2	2.0		
ROCKETS	3	720	110-243	.453	34-106	.321	52-70	.743	29	98	127	64	61-1	22	50	13	306	102.0		

### 2021-22 Nuggets vs. Rockets

PLAYER	G-GS	MIN	FIELD GOALS			3-POINT FG			FT-FTA	PCT	REBOUNDS			AST	PF-DQ	STL	TO	BLK	PTS	AVG
			FG-FGA	PCT	3FG-A	PCT	OFF	DEF			TOT									
Jokic	2-2	62	17-27	.630	2-5	.400	16-20	.800	3	22	25	5	9-0	1	9	2	52	26.0		
Cousins	1-1	24	10-14	.714	3-4	.750	6-9	.889	3	6	9	4	5-0	3	4	1	31	31.0		
Barton	3-3	95	16-41	.390	4-20	.200	2-3	.667	1	13	14	14	3-0	3	3	3	38	12.7		
Gordon	3-3	78	15-31	.484	3-10	.300	4-8	.500	7	6	13	6	4-0	1	2	3	37	12.3		
Bol	1-0	20	5-7	.714	0-0	---	1-2	.500	1	2	3	1	1-0	0	1	0	11	11.0		
Cancar	1-0	15	5-7	.714	1-3	.333	0-0	---	1	0	1	1	0-0	0	0	1	11	11.0		
Ja. Green	3-0	57	12-23	.522	1-6	.167	8-8	1.000	7	13	20	7	11-0	2	4	1	33	11.0		
Ja. Green	2-1	48	6-18	.333	2-6	.333	8-9	.889	3	4	7	3	2-0	0	1	1	22	11.0		
Campazzo	3-1	72	10-18	.556	5-10	.500	5-7	.714	2	6	8	18	7-0	6	4	2	30	10.0		
Morris	2-2	61	8-18	.444	3-7	.429	0-0	---	1	6	7	5	4-0	3	0	0	19	9.5		
Forbes	1-0	19	3-9	.333	1-4	.250	0-0	---	0	0	0	0	1-0	0	1	0	7	7.0		
Hyland	2-0	35	3-14	.214	2-9	.222	5-5	1.000	0	3	3	5	3-0	3	4	0	13	6.5		
Dozier	1-0	23	2-7	.286	0-4	.000	2-2	1.000	0	4	4	4	4-0	3	1	0	6	6.0		
Reed	2-0	36	3-9	.333	2-5	.400	2-2	1.000	1	5	6	4	5-0	3	1	0	10	5.0		
Rivers	2-0	42	3-11	.273	1-8	.125	0-0	---	1	3	4	2	2-0	1	2	0	7	3.5		
Cornellie	1-0	3	1-1	1.000	1-1	1.000	0-0	---	1	0	1	0	2-0	1	2	0	3	3.0		
Tucker	1-0	22	1-1	1.000	1-1	1.000	0-0	---	1	2	3	0	1-0	0	0	0	3	3.0		
Porter	1-1	7	1-4	.250	0-2	.000	0-0	---	0	4	4	0	0-0	0	0	0	2	2.0		
Howard	1-1	7	0-0	---	0-0	---	0-0	---	0	0	0	0	0-0	0	0	0	0	0.0		
Jones	1-0	2	0-1	.000	0-0	---	0-0	---	0	0	0	0	0-0	0	0	0	0	0.0		
NUGGETS	3	720	121-261	.464	32-105	.305	61-75	.813	33	99	132	79	64-0	30	39	15	335	111.7		

# Detroit Pistons



SEASON SERIES			
	2021-22	All-Time	Playoffs
Overall	1-1	70-75	0-0
Home	0-1	49-22	0-0
Away	1-0	20-49	0-0
Neutral	0-0	1-4	0-0

## Series Information

**Current Streak:** Won 1  
**Current Home Streak:** Lost 3  
**Current Road Streak:** Won 2  
**Longest Winning Streak:** 7 (Dec. 7, 2010-Mar. 1, 2014)  
**Longest Losing Streak:** 6 (Jan. 7, 2004-Nov. 18, 2006)  
**Biggest Winning Margin:** 20 (3x: last Jan. 27, 1986)  
**Biggest Losing Margin:** 28 (105-77; Dec. 9, 2001)  
**Most Points Scored:** 132 (2x: last Mar. 19, 1970)  
**Most Points Allowed:** 140 (Mar. 6, 1968)  
**Fewest Points Scored:** 66 (Jan. 7, 2004)  
**Fewest Points Allowed:** 77 (Dec. 12, 2007)

## Season-by-Season Results

1967-68: 2-5    1983-84: 1-1    2000-01: 2-0    2016-17: 1-1  
 1968-69: 3-3    1984-85: 1-1    2001-02: 1-1    2017-18: 1-1  
 1969-70: 3-3    1985-86: 1-1    2002-03: 0-2    2018-19: 1-1  
 1970-71: 2-4    1986-87: 1-1    2003-04: 1-1    2019-20: 0-1  
 1971-72: 3-3    1987-88: 1-1    2004-05: 0-2    2020-21: 1-1  
 1972-73: 3-1    1988-89: 1-1    2005-06: 0-2    2021-22: 1-1  
 1973-74: 1-3    1989-90: 1-1    2006-07: 1-1  
 1974-75: 2-2    1990-91: 0-2    2007-08: 1-1  
 1975-76: 2-2    1991-92: 0-2    2008-09: 2-0  
 1976-77: 2-2    1992-93: 1-1    2009-10: 1-1  
 1977-78: 1-3    1993-94: 2-0    2010-11: 2-0  
 1978-79: 2-2    1994-95: 2-0    2011-12: 1-0  
 1979-80: 5-1    1995-96: 1-1    2012-13: 2-0  
 1980-81: 1-1    1996-97: 1-1    2013-14: 2-0  
 1981-82: 0-2    1997-98: 1-1    2014-15: 1-1  
 1982-83: 0-2    1999-00: 1-1    2015-16: 0-2

## 2021-22 Rockets vs. Pistons Game-by-Game Results

DATE	GAME	FG-A	PCT	3FG-A	PCT	FT-A	PCT	OR-DR-REB	AST	PF	ST	TO	BS	PTS
11/10	@ HOUSTON	35-82	.427	12-34	.353	22-34	.647	8-34-42	17	20	5	16	5	104
15,350	Detroit	42-97	.433	16-48	.333	12-18	.667	16-33-49	23	26	6	14	6	112
12/18	Houston	46-93	.495	14-38	.368	10-17	.588	13-34-47	27	18	15	19	5	116
13,722	@ Detroit	43-93	.462	10-36	.278	11-16	.688	15-27-42	29	24	8	21	6	107

## 2021-22 Rockets vs. Pistons

PLAYER	G-GS	MIN	FIELD GOALS			3-POINT FG			FT-FTA	PCT	REBOUNDS			AST	PF-DQ	STL	TO	BLK	PTS	AVG
			FG-FGA	PCT	FG-FGA	PCT	OFF	DEF			TOT									
Green	1-1	38	8-20	.400	3-11	.273	4-4	1.000	1	4	5	2	2	0	2	0	23	23.0		
Wood	2-2	68	16-33	.485	5-12	.417	4-8	.500	5	12	17	4	5	0	1	2	1	41	20.5	
Porter	1-1	36	4-11	.364	2-5	.400	8-14	.571	1	4	5	5	2	0	1	5	1	18	18.0	
Mathews	1-1	36	6-12	.500	4-9	.444	0-0	---	0	5	5	2	1	0	3	2	1	16	16.0	
Gordon	2-1	58	11-20	.550	5-9	.556	2-3	.667	0	2	2	6	2	0	2	4	0	29	14.5	
Tate	2-2	57	9-19	.474	0-3	.000	7-11	.636	4	9	13	5	8	0	5	4	1	25	12.5	
Sengun	1-0	22	3-8	.375	0-2	.000	3-3	1.000	4	1	5	4	4	0	1	2	9	9.0		
Augustin	1-0	17	3-9	.333	1-5	.200	1-2	.500	1	0	1	2	0	0	3	2	0	8	8.0	
House	1-0	19	3-9	.333	2-4	.500	0-0	---	0	2	2	2	1	0	1	0	0	8.0		
Nwaba	2-0	29	5-11	.455	1-4	.250	2-4	.500	2	9	11	2	4	0	1	2	13	6.5		
Christopher	2-1	32	5-7	.714	2-3	.667	0-0	---	0	4	4	8	2	0	1	5	0	12	6.0	
Martin	2-0	36	5-10	.500	1-2	.500	1-2	.500	3	12	15	1	2	0	1	1	0	12	6.0	
Thisis	1-1	27	3-4	.750	0-1	.000	0-0	---	0	4	4	1	4	0	1	2	6	6.0		
Caruba	1-0	3	0-0	---	0-0	---	0-0	---	0	0	0	0	1	0	0	1	0	0.0		
Queen	1-0	3	0-2	.000	0-2	.000	0-0	---	0	0	0	0	0	0	0	0	0	0.0		
ROCKETS	2	480	81-175	.463	26-72	.361	32-51	.627	21	68	89	44	38-0	20	35	10	220	110.0		

## 2021-22 Pistons vs. Rockets

PLAYER	G-GS	MIN	FIELD GOALS			3-POINT FG			FT-FTA	PCT	REBOUNDS			AST	PF-DQ	STL	TO	BLK	PTS	AVG
			FG-FGA	PCT	FG-FGA	PCT	OFF	DEF			TOT									
Grant	1-1	35	12-23	.522	4-9	.444	7-9	.778	0	5	5	3	2	0	1	2	35	35.0		
Cunningham	2-2	67	16-37	.432	7-17	.412	2-2	1.000	3	8	11	14	6	0	4	7	2	41	20.5	
Bey	2-2	72	15-33	.455	5-16	.313	4-4	1.000	6	7	13	6	4	0	1	0	1	39	19.5	
Olynyk	1-0	26	5-11	.455	3-6	.500	0-2	.000	2	4	6	1	6	1	2	2	1	13	13.0	
Stewart	2-2	35	9-12	.750	0-0	---	2-2	1.000	7	9	16	2	9	0	1	4	2	20	10.0	
Garza	1-0	9	4-6	.667	1-2	.500	0-2	.000	3	0	3	0	2	0	1	0	9	9.0		
Diallo	1-1	22	3-8	.375	1-3	.333	1-3	.333	0	3	3	0	2	0	1	0	8	8.0		
Lyles	2-0	35	5-11	.455	2-5	.400	1-2	.500	3	5	8	2	4	0	3	1	13	6.5		
Hayes	2-2	66	5-15	.333	1-7	.143	1-2	.500	2	3	5	13	4	0	4	1	12	6.0		
F. Jackson	2-0	39	5-16	.313	1-10	.100	1-1	1.000	1	2	3	0	3	0	2	0	12	6.0		
Joseph	1-0	17	2-5	.400	1-3	.333	0-1	.000	0	2	2	5	3	0	0	5	0	5.0		
J. Jackson	2-0	29	3-9	.333	0-5	.000	2-2	1.000	2	8	10	4	1	0	1	1	8	4.0		
Lee	1-0	19	1-3	.333	0-0	---	2-2	1.000	1	2	3	2	3	0	1	0	0	4.0		
McGruder	1-0	9	0-1	.000	0-1	.000	0-0	---	1	2	3	0	1	0	3	1	0	0.0		
PISTONS	2	480	85-190	.447	26-84	.310	23-34	.676	31	60	91	52	50-1	14	35	12	219	109.5		

# Golden State Warriors



## SEASON SERIES

	2021-22	All-Time	Playoffs
<b>Overall</b>	<b>0-3</b>	<b>126-100</b>	<b>7-16</b>
<b>Home</b>	<b>0-1</b>	<b>65-47</b>	<b>6-5</b>
<b>Away</b>	<b>0-2</b>	<b>58-50</b>	<b>1-11</b>
<b>Neutral</b>	<b>0-0</b>	<b>3-3</b>	<b>0-0</b>

### Series Information

**Current Streak:** Lost 6  
**Current Home Streak:** Lost 3  
**Current Road Streak:** Lost 3  
**Longest Winning Streak:** 11 (Mar. 8, 1993-Nov. 3, 1995)  
**Longest Losing Streak:** 8 (2x: last Feb. 20, 2014-Feb. 9, 2016)  
**Biggest Winning Margin:** 41 (133-92; Nov. 14, 1979)  
**Biggest Losing Margin:** 30 (2x: last 108-78; Mar. 17, 2013)  
**Most Points Scored:** 144 (Mar. 25, 1989)  
**Most Points Allowed:** 142 (Nov. 19, 1967)  
**Fewest Points Scored:** 78 (Mar. 17, 2013)  
**Fewest Points Allowed:** 65 (Jan. 5, 2004)

### Season-by-Season Results

1967-68: 2-6    1983-84: 3-2    1999-00: 3-1    2015-16: 0-3  
 1968-69: 3-3    1984-85: 3-2    2000-01: 3-1    2016-17: 1-3  
 1969-70: 5-2    1985-86: 5-0    2001-02: 3-1    2017-18: 2-1  
 1970-71: 2-4    1986-87: 1-4    2002-03: 3-1    2018-19: 3-1  
 1971-72: 1-5    1987-88: 5-0    2003-04: 2-2    2019-20: 2-1  
 1972-73: 1-3    1988-89: 3-1    2004-05: 2-1    2020-21: 0-3  
 1973-74: 0-4    1989-90: 2-2    2005-06: 3-1    2021-22: 0-3  
 1974-75: 2-2    1990-91: 2-2    2006-07: 1-2  
 1975-76: 2-2    1991-92: 2-2    2007-08: 2-2  
 1976-77: 1-2    1992-93: 2-2    2008-09: 4-0  
 1977-78: 1-2    1993-94: 4-0    2009-10: 3-0  
 1978-79: 2-2    1994-95: 4-0    2010-11: 3-1  
 1979-80: 1-1    1995-96: 2-2    2011-12: 2-1  
 1980-81: 2-3    1996-97: 4-0    2012-13: 3-1  
 1981-82: 4-1    1997-98: 3-1    2013-14: 2-1  
 1982-83: 2-3    1998-99: 3-0    2014-15: 0-4

### 2021-22 Rockets vs. Warriors Game-by-Game Results

DATE	GAME	FG-A	PCT	3FG-A	PCT	FT-A	PCT	OR-DR-REB	AST	PF	ST	TO	BS	PTS
11/7	HOUSTON	36-79	.456	10-33	.303	25-37	.676	12-30-42	17	16	11	21	3	107
18.064	@ Golden State	44-85	.518	15-46	.326	17-20	.850	7-34-41	31	28	12	17	3	120
1/21	HOUSTON	38-89	.427	10-35	.286	17-20	.850	8-31-39	25	15	10	12	3	103
18.064	@ Golden State	39-81	.481	10-30	.333	17-22	.773	7-34-41	25	18	4	19	9	105
1/31	@ HOUSTON	36-84	.429	16-43	.372	20-29	.690	9-28-37	25	19	4	17	3	108
16.146	Golden State	43-80	.538	17-40	.425	19-23	.826	7-34-41	23	24	10	15	8	122

### 2021-22 Rockets vs. Warriors

PLAYER	G-GS	MIN	FIELD GOALS			3-POINT FG			FT-FTA	PCT	REBOUNDS			AST	PF-DQ	STL	TO	BLK	PTS	AVG
			FG-FGA	PCT	FG-FGA	PCT	FT-FTA	PCT			OFF	DEF	TOT							
Wood	3-3	91	17-34	.500	8-15	.533	5-7	.714	3	26	29	7	8-0	8	11	3	47	15.7		
Porter	3-3	94	15-36	.417	8-18	.444	7-9	.778	0	3	3	26	6-0	4	9	0	45	15.0		
Theis	1-1	21	5-7	.714	2-2	1.000	2-2	1.000	2	3	5	2	1-0	1	3	1	14	14.0		
Tate	3-3	85	15-25	.600	2-4	.500	9-15	.600	3	13	16	3	11-0	1	5	1	41	13.7		
Mathews	2-0	47	6-12	.500	5-11	.455	6-7	.857	0	8	8	1	5-0	2	2	0	23	11.5		
Augustin	1-0	11	1-3	.333	1-3	.333	8-8	1.000	0	0	0	0	0-0	0	1	0	11	11.0		
Gordon	2-2	69	9-24	.375	2-14	.143	2-2	1.000	0	2	2	3	0-0	0	0	0	22	11.0		
Martin	3-0	63	13-22	.591	0-4	.000	4-5	.800	9	4	13	4	5-0	3	1	1	30	10.0		
Christopher	3-0	52	9-20	.450	3-10	.300	2-4	.500	1	4	5	7	2-0	1	2	1	23	7.7		
Green	3-3	88	6-32	.188	1-13	.077	9-9	1.000	2	5	7	7	5-0	1	6	0	22	7.3		
Sengun	3-0	43	5-13	.385	1-3	.333	8-18	.444	4	11	15	4	3-0	0	8	1	19	6.3		
Brooks	2-0	30	5-16	.313	2-12	.167	0-0	---	1	3	4	2	4-0	2	0	0	12	6.0		
Nwaba	1-0	20	3-6	.500	0-0	---	0-0	---	3	6	9	1	0-0	1	1	1	6	6.0		
Gauba	1-0	5	1-2	.500	1-2	.500	0-0	---	1	1	2	0	0-0	1	0	0	3	3.0		
ROCKETS	3	720	110-252	.437	36-111	.324	62-86	.721	29	89	118	67	50-0	25	50	9	318	106.0		

### 2021-22 Warriors vs. Rockets

PLAYER	G-GS	MIN	FIELD GOALS			3-POINT FG			FT-FTA	PCT	REBOUNDS			AST	PF-DQ	STL	TO	BLK	PTS	AVG
			FG-FGA	PCT	FG-FGA	PCT	FT-FTA	PCT			OFF	DEF	TOT							
Curry	3-3	104	27-60	.450	15-38	.395	13-16	.813	2	10	12	23	6-0	5	3	2	82	27.3		
Wiggins	3-3	98	19-41	.463	6-18	.333	12-16	.750	2	8	10	9	7-0	2	4	2	56	18.7		
Poole	3-2	87	16-32	.500	6-14	.429	13-13	1.000	0	9	9	10	9-0	1	12	2	51	17.0		
Porter	2-1	45	10-17	.588	6-11	.545	2-2	1.000	1	15	16	2	2-0	2	2	1	28	14.0		
Thompson	1-1	26	6-15	.400	1-8	.125	1-1	1.000	0	3	3	3	2-0	1	1	1	14	14.0		
Payton	3-0	64	11-14	.786	1-2	.500	3-4	.750	3	8	11	6	8-0	6	1	2	26	8.7		
Moody	2-1	37	6-12	.500	3-8	.375	0-0	---	0	2	2	1	3-0	0	0	0	15	7.5		
Green	1-1	22	3-5	.600	0-1	.000	0-0	---	1	7	8	9	4-0	0	6	1	6	6.0		
Looney	3-3	74	7-11	.636	0-0	---	4-6	.667	9	20	29	2	5-0	3	5	6	18	6.0		
Toscano-Anderson	3-0	44	8-13	.615	0-4	.000	2-3	.667	0	5	5	3	8-0	2	2	1	18	6.0		
Bjelica	2-0	30	4-6	.667	3-4	.750	0-0	---	1	5	6	5	7-0	3	3	1	11	5.5		
Lee	3-0	53	6-10	.600	0-3	.000	0-0	---	1	6	7	4	5-0	0	3	0	12	4.0		
Kuminga	3-0	27	3-9	.333	1-4	.250	3-4	.750	1	3	4	0	4-0	1	2	0	10	3.3		
Chiozza	2-0	7	0-1	.000	0-0	.000	0-0	---	0	1	1	2	0-0	0	2	0	0	0.0		
WARRIORS	3	720	126-246	.512	42-116	.362	53-65	.815	21	102	123	79	70-0	26	51	20	347	115.7		

# Indiana Pacers



## SEASON SERIES

	2021-22	All-Time	Playoffs
<b>Overall</b>	<b>0-2</b>	<b>57-42</b>	<b>0-0</b>
<b>Home</b>	<b>0-1</b>	<b>34-17</b>	<b>0-0</b>
<b>Away</b>	<b>0-1</b>	<b>23-25</b>	<b>0-0</b>
<b>Neutral</b>	<b>0-0</b>	<b>0-0</b>	<b>0-0</b>

### Series Information

**Current Streak:** Lost 5  
**Current Home Streak:** Lost 3  
**Current Road Streak:** Lost 2  
**Longest Winning Streak:** 9 (Mar. 8, 1985-Apr. 11, 1989)  
**Longest Losing Streak:** 5 (Aug. 12, 2020-Mar. 18, 2022)  
**Biggest Winning Margin:** 30 (132-102; Jan. 16, 1988)  
**Biggest Losing Margin:** 33 (114-81; Dec. 20, 2013)  
**Most Points Scored:** 134 (Mar. 23, 1979)  
**Most Points Allowed:** 141 (2x: last Nov. 29, 1991)  
**Fewest Points Scored:** 71 (Dec. 23, 2003)  
**Fewest Points Allowed:** 74 (Jan. 23, 2004)

### Season-by-Season Results

1976-77: 4-0    1992-93: 2-0    2009-10: 0-2  
 1977-78: 3-1    1993-94: 1-1    2010-11: 2-0  
 1978-79: 0-4    1994-95: 1-1    2011-12: 0-1  
 1979-80: 4-2    1995-96: 2-0    2012-13: 0-2  
 1980-81: 1-1    1996-97: 1-1    2013-14: 1-1  
 1981-82: 2-0    1997-98: 1-1    2014-15: 2-0  
 1982-83: 2-0    1999-00: 0-2    2015-16: 1-1  
 1983-84: 1-1    2000-01: 2-0    2016-17: 0-2  
 1984-85: 1-1    2001-02: 0-2    2017-18: 2-0  
 1985-86: 2-0    2002-03: 1-1    2018-19: 2-0  
 1986-87: 2-0    2003-04: 1-1    2019-20: 1-1  
 1987-88: 2-0    2004-05: 1-1    2020-21: 0-2  
 1988-89: 2-0    2005-06: 1-1    2021-22: 0-2  
 1989-90: 1-1    2006-07: 1-1  
 1990-91: 1-1    2007-08: 2-0  
 1991-92: 1-1    2008-09: 0-2

### 2021-22 Rockets vs. Pacers Game-by-Game Results

DATE	GAME	FG-A	PCT	3FG-A	PCT	FT-A	PCT	OR-DR-REB	AST	PF	ST	TO	BS	PTS
12/23	HOUSTON	35-80	.438	15-37	.405	21-26	.808	8-20-28	16	17	9	13	6	106
15/089	@ Indiana	46-88	.523	13-38	.342	13-19	.684	15-32-47	27	21	6	15	6	118
3/18	@ HOUSTON	39-79	.494	12-27	.444	28-32	.875	5-37-42	24	19	9	16	8	118
13/748	Indiana	47-101	.465	14-43	.326	13-19	.684	16-30-46	29	26	7	13	4	121

### 2021-22 Rockets vs. Pacers

PLAYER	G-GS	MIN	FIELD GOALS			3-POINT FG			REBOUNDS			AST	PF-DQ	STL	TO	BLK	PTS	AVG
			FG-FGA	PCT	FG-FGA	PCT	FT-FTA	PCT	OFF	DEF	TOT							
Wood	2-2	65	16-25	.640	7-12	.583	15-19	.789	3	18	21	9	3-0	2	4	3	54	27.0
Green	2-2	62	13-29	.448	7-14	.500	7-7	1.000	1	5	6	8	2-0	2	4	2	40	20.0
Porter	1-1	34	7-14	.500	3-6	.500	2-2	1.000	0	4	4	4	2-0	1	1	0	19	19.0
Gordon	1-1	29	6-10	.600	1-2	.500	2-2	1.000	0	0	0	5	4-0	3	0	1	15	15.0
Sengun	2-0	42	9-19	.474	0-4	.000	7-8	.875	6	6	12	3	5-0	3	5	25	12.5	
Tate	2-2	52	9-17	.529	1-1	1.000	5-8	.625	1	7	8	2	6-0	1	2	0	24	12.0
Schroder	1-0	24	2-7	.286	1-3	.333	1-2	.500	0	4	4	3	1-0	0	3	0	6	6.0
Augustin	1-0	19	2-7	.286	1-5	.200	5-5	1.000	0	1	1	1	0-0	1	2	0	10	10.0
Brooks	1-0	25	2-6	.333	2-6	.333	0-0	---	0	3	3	0	3-0	1	1	0	6	6.0
Mathews	2-2	51	3-9	.333	3-6	.500	3-3	1.000	0	3	3	2	5-0	2	2	0	12	6.0
Martin	2-0	33	3-6	.500	1-2	.500	0-0	---	1	1	2	1	1-0	0	1	3	7	3.5
Christopher	2-0	34	2-9	.222	0-3	.000	0-0	---	1	3	4	1	4-0	2	3	0	4	2.0
Nix	1-0	11	0-1	.000	0-0	---	2-2	1.000	0	2	2	1	0-0	2	1	0	2	2.0
ROCKETS	2	480	74-159	.465	27-64	.422	49-58	.845	13	57	70	40	36-0	18	29	14	224	112.0

### 2021-22 Pacers vs. Rockets

PLAYER	G-GS	MIN	FIELD GOALS			3-POINT FG			REBOUNDS			AST	PF-DQ	STL	TO	BLK	PTS	AVG
			FG-FGA	PCT	FG-FGA	PCT	FT-FTA	PCT	OFF	DEF	TOT							
Turner	1-1	37	14-18	.778	1-2	.500	3-3	1.000	2	8	10	1	3-0	1	2	2	32	32.0
Brogdon	1-1	35	11-19	.579	2-6	.333	1-1	1.000	1	1	2	4	2-0	0	2	1	25	25.0
LeVert	1-1	36	8-18	.444	2-6	.333	6-8	.750	1	7	8	11	5-0	3	3	1	24	24.0
Duarte	1-1	37	7-15	.467	3-11	.273	1-2	.500	1	1	2	4	1-0	0	2	0	18	18.0
Smith	1-0	13	8-9	.889	1-2	.500	0-0	---	3	7	10	0	2-0	0	0	0	17	17.0
Lamb	1-0	23	6-11	.545	3-6	.500	1-2	.500	3	2	5	5	2-0	0	1	1	16	16.0
Hield	1-1	29	4-20	.200	3-12	.250	4-5	.800	2	3	5	3	4-0	0	0	0	15	15.0
Bitadze	2-1	37	12-14	.857	3-3	1.000	2-5	.400	4	7	11	3	6-0	3	3	2	29	14.5
Washington	1-0	25	5-13	.385	2-5	.400	1-3	.333	0	2	2	2	2-0	0	0	0	13	13.0
Brissett	2-2	60	6-18	.333	2-9	.222	6-7	.857	7	8	15	6	4-0	0	2	20	10.0	
Haliburton	1-1	37	4-9	.444	1-6	.167	0-0	---	2	1	3	7	3-0	2	3	1	10	10.0
Craig	1-0	18	3-4	.750	2-3	.667	0-0	---	3	4	7	1	4-0	0	1	0	8	8.0
Holiday	1-1	37	3-9	.333	2-7	.286	0-0	---	0	5	5	2	2-0	1	2	0	8	8.0
Anderson	1-0	9	1-4	.250	0-2	.000	0-0	---	0	0	0	0	0-0	0	1	0	2	2.0
Stephenson	1-0	13	1-3	.333	0-0	.000	0-0	---	0	3	3	6	3-0	1	2	0	2	2.0
Martin	1-0	2	0-2	.000	0-1	.000	0-0	---	0	0	0	0	0-0	1	0	0	0	0.0
Taylor	1-0	21	0-2	.000	0-0	.000	0-0	---	2	2	4	0	3-0	1	0	0	0	0.0
Wanamaker	1-0	9	0-1	.000	0-0	.000	0-0	---	0	1	1	1	1-0	0	0	0	0	0.0
PACERS	2	480	93-189	.492	27-81	.333	26-38	.684	31	62	93	56	47-0	13	28	10	239	119.5

# Los Angeles Clippers



## SEASON SERIES

	2021-22	All-Time	Playoffs
<b>Overall</b>	<b>0-3</b>	<b>124-85</b>	<b>7-5</b>
<b>Home</b>	<b>0-2</b>	<b>69-32</b>	<b>5-2</b>
<b>Away</b>	<b>0-1</b>	<b>51-52</b>	<b>2-4</b>
<b>Neutral</b>	<b>0-0</b>	<b>4-1</b>	<b>0-0</b>

### Series Information

**Current Streak:** Lost 3  
**Current Home Streak:** Lost 2  
**Current Road Streak:** Lost 2  
**Longest Winning Streak:** 9 (2x: last Mar. 12, 2003-Apr. 18, 2005)  
**Longest Losing Streak:** 6 (Nov. 4, 2013-Feb. 11, 2015)  
**Biggest Winning Margin:** 32 (148-116; Mar. 15, 1986)  
**Biggest Losing Margin:** 31 (2x: last 142-111; Feb. 17, 2022)  
**Most Points Scored:** 148 (Mar. 15, 1986)  
**Most Points Allowed:** 142 (Feb. 17, 2022)  
**Fewest Points Scored:** 74 (Nov. 4, 2000)  
**Fewest Points Allowed:** 71 (Nov. 26, 2007)

### Season-by-Season Results

1970-71: 3-1    1986-87: 4-1    2002-03: 2-2    2018-19: 1-2  
 1971-72: 4-0    1987-88: 3-2    2003-04: 4-0    2019-20: 2-2  
 1972-73: 5-1    1988-89: 2-2    2004-05: 3-0    2020-21: 1-2  
 1973-74: 2-4    1989-90: 2-2    2005-06: 2-2    2021-22: 0-3  
 1974-75: 2-2    1990-91: 2-2    2006-07: 3-1  
 1975-76: 2-3    1991-92: 2-2    2007-08: 3-0  
 1976-77: 3-1    1992-93: 4-0    2008-09: 3-1  
 1977-78: 1-3    1993-94: 4-0    2009-10: 2-1  
 1978-79: 2-1    1994-95: 3-1    2010-11: 3-1  
 1979-80: 2-0    1995-96: 4-0    2011-12: 0-3  
 1980-81: 1-4    1996-97: 3-1    2012-13: 1-2  
 1981-82: 4-1    1997-98: 4-0    2013-14: 0-4  
 1982-83: 2-3    1998-99: 3-1    2014-15: 2-2  
 1983-84: 2-3    1999-00: 4-0    2015-16: 2-2  
 1984-85: 2-3    2000-01: 1-3    2016-17: 2-1  
 1985-86: 3-2    2001-02: 1-3    2017-18: 2-2

### 2021-22 Rockets vs. Clippers Game-by-Game Results

DATE	GAME	FG-A	PCT	3FG-A	PCT	FT-A	PCT	OR-DR-REB	AST	PF	ST	TO	BS	PTS
2/17	HOUSTON	42-91	.462	13-37	.351	14-19	.737	12-23-35	29	20	8	19	2	111
1/7/19	@ L.A. Clippers	51-92	.554	18-35	.514	22-26	.846	12-38-50	34	16	12	18	5	142
2/27	@ HOUSTON	35-92	.380	17-42	.405	11-18	.611	6-31-37	26	21	8	7	0	98
14.324	L.A. Clippers	34-77	.442	11-34	.324	20-28	.714	10-49-59	18	22	4	18	12	99
3/1	@ HOUSTON	38-96	.396	13-39	.333	11-17	.647	14-31-45	20	18	8	14	6	100
12.949	L.A. Clippers	42-96	.438	13-31	.419	16-17	.941	17-38-55	24	19	7	16	8	113

### 2021-22 Rockets vs. Clippers

PLAYER	G-GS	MIN	FIELD GOALS				3-POINT FG				REBOUNDS				AST	PF-DQ	STL	TO	BLK	PTS	AVG
			FG-FGA	PCT	FG-FGA	PCT	FT-FTA	PCT	OFF	DEF	TOT	AST	PF-DQ	STL							
Green	3-3	102	21-54	.389	8-26	.308	1-2	.500	4	3	7	6	3	0	5	1	1	51	17.0		
Tate	3-3	79	17-29	.586	5-12	.417	6-9	.667	4	14	18	10	11	0	4	5	1	45	15.0		
Wood	3-3	87	18-33	.545	4-8	.500	5-10	.500	4	18	22	3	8	0	3	1	3	45	15.0		
Mathews	3-1	84	10-26	.385	8-21	.381	5-8	.625	2	5	7	4	8	0	3	4	0	33	11.0		
Sengun	3-0	52	13-28	.464	2-7	.286	4-6	.667	5	10	15	5	5	0	2	6	3	32	10.7		
Marin	3-0	64	11-25	.440	7-10	.700	2-4	.500	1	6	7	6	2	0	0	0	0	31	10.3		
Fernando	1-0	9	4-6	.667	0-1	.000	2-3	.667	2	3	5	0	2	0	0	1	0	10	10.0		
Schroder	3-3	99	9-34	.265	5-15	.333	5-6	.833	3	12	15	25	10	0	1	12	0	28	9.3		
Gordon	2-2	56	4-17	.235	3-10	.300	4-4	1.000	1	3	4	4	2	0	2	0	0	15	7.5		
Christopher	3-0	61	7-23	.304	1-7	.143	2-2	1.000	1	11	12	12	5	0	6	4	0	17	5.7		
Nwaba	2-0	26	1-4	.250	0-1	.000	0-0	---	5	0	5	1	3	0	0	1	0	2	1.0		
ROCKETS	3	720	115-279	.412	43-118	.364	36-54	.667	32	85	117	76	59	0	24	40	8	309	103.0		

### 2021-22 Clippers vs. Rockets

PLAYER	G-GS	MIN	FIELD GOALS				3-POINT FG				REBOUNDS				AST	PF-DQ	STL	TO	BLK	PTS	AVG
			FG-FGA	PCT	FG-FGA	PCT	FT-FTA	PCT	OFF	DEF	TOT	AST	PF-DQ	STL							
Morris	3-3	85	16-38	.421	10-19	.526	16-16	1.000	0	9	9	7	8	0	3	6	0	58	19.3		
Jackson	3-3	90	20-50	.400	7-17	.412	8-11	.727	2	15	17	26	6	0	2	9	0	55	18.3		
Zubac	3-3	81	19-27	.704	0-0	---	11-15	.733	16	21	37	6	9	0	3	7	7	49	16.3		
Mann	3-3	86	15-29	.517	3-5	.600	7-7	1.000	6	17	23	8	9	0	3	5	2	40	13.3		
Coffey	3-0	68	12-23	.522	4-11	.364	4-5	.800	1	7	8	11	4	0	0	5	1	32	10.7		
Kenard	3-0	67	10-22	.455	10-19	.526	2-3	.667	0	6	6	5	3	0	2	3	0	32	10.7		
Hartenstein	3-0	58	15-21	.714	0-2	.000	1-3	.333	6	14	20	3	12	0	5	11	8	31	10.3		
Boston	3-0	33	6-15	.400	1-5	.200	5-6	.833	2	5	7	4	1	0	3	1	0	18	6.0		
Covington	3-0	60	6-17	.353	3-12	.250	2-2	1.000	4	17	21	2	4	0	0	0	6	17	5.7		
Ojeleye	2-0	13	3-6	.500	2-3	.667	2-3	.667	1	1	2	0	1	0	0	1	0	10	5.0		
Batum	3-3	64	5-16	.313	2-6	.333	0-0	---	1	12	13	4	0	0	2	1	1	12	4.0		
Hood	2-0	13	0-1	.000	0-1	.000	0-0	---	0	1	1	0	0	0	0	0	0	0	0.0		
CLIPPERS	3	720	127-265	.479	42-100	.420	58-71	.817	39	125	164	76	57	0	23	52	25	354	118.0		

# Los Angeles Lakers



## SEASON SERIES

	2021-22	All-Time	Playoffs
<b>Overall</b>	<b>1-3</b>	<b>86-144</b>	<b>15-20</b>
<b>Home</b>	<b>1-1</b>	<b>49-64</b>	<b>9-6</b>
<b>Away</b>	<b>0-2</b>	<b>36-79</b>	<b>6-14</b>
<b>Neutral</b>	<b>0-0</b>	<b>1-1</b>	<b>0-0</b>

### Series Information

**Current Streak:** Won 1  
**Current Home Streak:** Won 1  
**Current Road Streak:** Lost 3  
**Longest Winning Streak:** 6 (Jan. 18, 1993-Mar. 24, 1994)  
**Longest Losing Streak:** 15 (Dec. 31, 1967-Dec. 5, 1970)  
**Biggest Winning Margin:** 39 (134-95; Dec. 7, 2016)  
**Biggest Losing Margin:** 38 (152-116; Oct. 27, 1968)  
**Most Points Scored:** 148 (Dec. 31, 2017)  
**Most Points Allowed:** 152 (Oct. 27, 1968)  
**Fewest Points Scored:** 74 (Nov. 15, 1991)  
**Fewest Points Allowed:** 74 (2x: last Dec. 18, 2005)

### Season-by-Season Results

1967-68: 1-7    1983-84: 1-4    1999-00: 2-2    2015-16: 4-0  
 1968-69: 0-7    1984-85: 1-4    2000-01: 1-3    2016-17: 2-1  
 1969-70: 2-5    1985-86: 1-4    2001-02: 0-4    2017-18: 3-1  
 1970-71: 3-3    1986-87: 1-4    2002-03: 2-2    2018-19: 3-1  
 1971-72: 1-5    1987-88: 1-4    2003-04: 2-2    2019-20: 2-1  
 1972-73: 1-3    1988-89: 1-3    2004-05: 2-2    2020-21: 0-3  
 1973-74: 2-2    1989-90: 2-2    2005-06: 1-2    2021-22: 1-3  
 1974-75: 2-2    1990-91: 1-3    2006-07: 2-2  
 1975-76: 1-3    1991-92: 2-2    2007-08: 2-1  
 1976-77: 2-2    1992-93: 3-1    2008-09: 0-4  
 1977-78: 1-3    1993-94: 3-1    2009-10: 1-3  
 1978-79: 2-1    1994-95: 0-4    2010-11: 1-2  
 1979-80: 0-2    1995-96: 3-1    2011-12: 2-1  
 1980-81: 2-3    1996-97: 3-1    2012-13: 2-2  
 1981-82: 1-4    1997-98: 1-3    2013-14: 3-1  
 1982-83: 0-5    1998-99: 1-2    2014-15: 2-1

### 2021-22 Rockets vs. Lakers Game-by-Game Results

DATE	GAME	FG-A	PCT	3FG-A	PCT	FT-A	PCT	OR-DR-REB	AST	PF	ST	TO	BS	PTS
10/31	HOUSTON	32-76	.421	6-28	.214	15-29	.517	10-45-55	18	18	8	27	3	85
16,448	@ L.A. Lakers	39-96	.406	9-31	.290	8-13	.615	10-33-43	22	20	15	14	9	95
11/2	HOUSTON	48-91	.527	16-42	.381	5-12	.417	11-27-38	27	21	8	25	4	117
18,997	@ L.A. Lakers	49-93	.527	6-25	.240	15-20	.750	11-32-43	26	19	10	17	4	119
12/28	@ HOUSTON	44-83	.530	16-35	.457	19-25	.760	4-26-30	24	20	10	14	7	123
18,104	L.A. Lakers	48-92	.522	14-34	.412	22-29	.759	14-34-48	27	23	8	12	6	132
3/9	@ HOUSTON	52-102	.510	17-40	.425	18-19	.947	10-40-50	25	21	7	20	4	139
18,055	L.A. Lakers	47-102	.465	18-47	.383	18-26	.692	12-36-48	25	21	10	16	7	130

### 2021-22 Rockets vs. Lakers

PLAYER	G-GS	MIN	FIELD GOALS		3-POINT FG		FT-FTA	PCT	REBOUNDS			AST	PF-DQ	STL	TO	BLK	PTS	AVG
			FG-FGA	PCT	FG-FGA	PCT			OFF	DEF	TOT							
Green	4-4	146	32-60	.533	13-30	.433	10-15	.667	2	10	12	17	9-0	3	15	1	87	21.8
Wood	3-3	105	26-46	.565	7-19	.368	5-18	.278	2	33	35	8	9-0	4	7	1	64	21.3
Gordon	3-2	102	14-25	.560	8-13	.615	9-11	.818	0	7	7	5	2-0	2	8	1	45	15.0
Martin	3-1	84	19-28	.679	1-0	.500	0-0	---	3	16	19	7	7-0	1	7	0	43	14.3
Porter	4-4	147	23-57	.404	8-26	.308	2-5	.400	7	20	27	31	14-0	9	16	3	56	14.0
Tate	2-2	53	12-22	.545	2-6	.333	0-0	---	5	6	11	3	6-0	1	6	4	26	13.0
Schroder	1-0	23	4-8	.500	1-3	.333	3-4	.750	0	1	1	6	2-0	0	1	0	12	12.0
Sengun	4-2	101	20-42	.476	1-5	.200	7-9	.778	10	17	27	8	15-0	6	13	3	48	12.0
Christopher	3-0	51	13-21	.619	3-7	.429	6-6	1.000	3	6	9	3	5-0	3	2	0	35	11.7
Mathews	1-0	19	2-4	.500	2-4	.500	1-1	1.000	0	4	4	0	1-0	1	1	0	7	7.0
Brooks	3-0	36	4-13	.308	3-11	.273	4-4	1.000	0	2	2	3	3-0	1	0	0	15	5.0
Nwaba	4-1	71	4-17	.235	0-5	.000	8-9	.889	1	12	13	1	4-0	2	2	5	16	4.0
Augustin	2-0	24	2-4	.500	2-4	.500	1-1	1.000	0	1	1	2	1-0	0	1	0	7	3.5
Thisis	1-1	21	1-5	.200	0-2	.000	1-2	.500	1	3	4	0	2-0	0	0	0	3	3.0
Caruba	1-0	1	0-0	---	0-0	---	0-0	---	1	0	1	0	0-0	0	0	0	0	0.0
ROCKETS	4	985	176-352	.500	55-145	.379	57-85	.671	35	138	173	94	80-0	33	86	18	464	116.0

### 2021-22 Lakers vs. Rockets

PLAYER	G-GS	MIN	FIELD GOALS		3-POINT FG		FT-FTA	PCT	REBOUNDS			AST	PF-DQ	STL	TO	BLK	PTS	AVG
			FG-FGA	PCT	FG-FGA	PCT			OFF	DEF	TOT							
Westbrook	4-4	147	40-81	.494	5-13	.385	16-23	.696	13	25	38	32	8-0	3	14	1	101	25.3
James	4-4	156	39-85	.459	6-24	.250	16-21	.762	7	28	35	41	7-0	8	14	7	100	25.0
Davis	2-2	65	18-35	.514	0-4	.000	7-10	.700	7	15	22	5	5-0	4	7	4	43	21.5
Anthony	4-0	112	28-51	.549	15-28	.536	4-6	.667	4	16	20	3	13-0	4	1	1	75	18.8
Augustin	1-0	22	6-9	.667	4-7	.571	0-0	---	1	0	1	1	1-0	1	0	0	16	16.0
Monk	4-2	111	15-36	.417	7-20	.350	9-10	.900	2	9	11	5	5-0	1	2	2	46	11.5
Jordan	2-0	33	8-9	.889	0-0	---	0-0	---	4	8	12	2	6-0	1	3	2	16	8.0
Johnson	2-2	57	5-11	.455	1-5	.200	3-5	.600	0	7	7	3	8-0	4	1	0	14	7.0
Reaves	3-3	74	6-12	.500	3-9	.333	6-6	1.000	0	8	8	2	7-0	2	6	2	21	7.0
Bradley	4-1	110	10-30	.333	3-17	.176	0-0	---	4	9	13	2	6-0	7	3	1	23	5.8
Bazemore	3-2	62	6-16	.375	3-6	.500	1-2	.500	3	5	8	2	10-0	5	4	0	16	5.3
Collins	1-0	14	1-2	.500	0-1	.000	0-0	---	0	2	2	1	1-0	0	0	0	2	2.0
Horton-Tucker	1-0	21	1-4	.250	0-2	.000	0-1	.000	1	2	3	1	5-0	0	0	2	2	2.0
Gabriel	1-0	2	0-1	.000	0-1	.000	1-4	.250	1	1	2	0	1-0	0	0	0	1	1.0
LAKERS	4	985	183-382	.479	47-137	.343	63-88	.716	47	135	182	100	83-0	43	59	26	476	119.0

# Memphis Grizzlies



## SEASON SERIES

	2021-22	All-Time	Playoffs
<b>Overall</b>	<b>1-3</b>	<b>64-42</b>	<b>0-0</b>
<b>Home</b>	<b>1-1</b>	<b>39-14</b>	<b>0-0</b>
<b>Away</b>	<b>0-2</b>	<b>25-28</b>	<b>0-0</b>
<b>Neutral</b>	<b>0-0</b>	<b>0-0</b>	<b>0-0</b>

### Series Information

**Current Streak:** Lost 1  
**Current Home Streak:** Lost 1  
**Current Road Streak:** Lost 2  
**Longest Winning Streak:** 9 (Dec. 16, 1997-Dec. 6, 2000)  
**Longest Losing Streak:** 4 (2x, last 2/28/21-12/11/21)  
**Biggest Winning Margin:** 49 (130-81, Mar. 14, 2016)  
**Biggest Losing Margin:** 49 (84-133; Feb. 28, 2021)  
**Most Points Scored:** 140 (Feb. 26, 2020)  
**Most Points Allowed:** 136 (Nov. 11, 2022)  
**Fewest Points Scored:** 71 (Nov. 1, 2003)  
**Fewest Points Allowed:** 71 (Oct. 29, 2008)

### Season-by-Season Results

1995-96: 4-0    2011-12: 2-2  
 1996-97: 3-1    2012-13: 1-3  
 1997-98: 3-1    2013-14: 2-2  
 1998-99: 4-0    2014-15: 2-2  
 1999-00: 2-2    2015-16: 2-2  
 2000-01: 4-0    2016-17: 2-2  
 2001-02: 1-3    2017-18: 2-2  
 2002-03: 3-1    2018-19: 3-1  
 2003-04: 1-3    2019-20: 2-1  
 2004-05: 3-1    2020-21: 1-2  
 2005-06: 0-4    2021-22: 1-3  
 2006-07: 4-0  
 2007-08: 3-1  
 2008-09: 2-2  
 2009-10: 4-0  
 2010-11: 3-1

### 2021-22 Rockets vs. Grizzlies Game-by-Game Results

DATE	GAME	FG-A	PCT	3FG-A	PCT	FT-A	PCT	OR-DR-REB	AST	PF	ST	TO	BS	PTS
11/15	HOUSTON	36-95	.379	11-38	.289	19-26	.731	14-32-46	24	16	6	18	5	102
11/482	@ Memphis	52-96	.542	16-41	.390	16-20	.800	7-42-49	33	21	14	10	8	136
12/11	HOUSTON	38-77	.494	11-33	.333	19-29	.655	12-28-40	25	25	5	16	6	106
17,794	@ Memphis	40-80	.500	11-29	.379	22-36	.611	9-29-38	22	24	10	11	3	113
3/6	@ HOUSTON	43-82	.524	13-35	.371	24-36	.667	8-37-45	23	22	4	17	5	123
18,055	Memphis	44-97	.454	5-26	.192	19-27	.704	12-28-40	27	27	12	11	8	112
3/20	@ HOUSTON	37-86	.430	10-31	.323	14-24	.583	5-40-45	26	16	6	17	3	98
18,055	Memphis	46-96	.479	16-34	.471	14-17	.824	7-44-51	26	24	14	15	6	122

### 2021-22 Rockets vs. Grizzlies

PLAYER	G-GS	MIN	FIELD GOALS		3-POINT FG		FT-FTA	PCT	REBOUNDS			AST	PF-DQ	STL	TO	BLK	PTS	AVG
			FG-FGA	PCT	FG-FGA	PCT			OFF	DEF	TOT							
Wood	4-4	121	23-41	.561	8-20	.400	19-30	.633	5	29	34	9	11-0	3	8	2	73	18.3
Schroder	1-0	27	6-13	.462	3-6	.500	2-2	1.000	0	4	4	4	2-0	0	1	0	17	17.0
Porter	3-3	85	18-50	.360	8-22	.364	6-11	.545	0	9	9	11	3-0	3	8	3	50	16.7
Green	3-3	89	17-43	.395	4-15	.267	9-14	.643	3	10	13	6	5-0	1	5	0	47	15.7
Gordon	1-1	31	4-10	.400	1-5	.200	3-4	.750	0	6	6	2	1-0	0	3	0	12	12.0
Sengun	4-0	85	15-28	.536	0-5	.000	12-17	.706	8	13	21	14	12-0	3	5	6	42	10.5
Brooks	2-0	44	6-16	.375	4-12	.333	2-2	1.000	2	5	7	6	2-0	0	1	0	18	9.0
Theis	2-2	39	7-13	.538	2-7	.286	2-2	1.000	2	9	11	0	2-0	0	6	2	18	9.0
Martin	4-0	78	14-25	.560	5-7	.714	2-4	.500	2	11	13	4	4-0	1	2	2	35	8.8
Mathews	4-2	85	8-18	.444	5-14	.357	10-15	.667	1	4	5	6	9-0	2	2	1	31	7.8
Tate	4-4	94	13-29	.448	0-5	.000	3-5	.600	10	13	23	8	15-0	6	6	1	29	7.3
Christopher	4-0	72	11-26	.423	2-6	.333	2-2	1.000	2	8	10	16	7-0	0	11	0	26	6.5
Fernando	1-0	6	3-5	.600	0-0	---	0-2	.000	1	2	3	0	2-0	0	0	1	6	6.0
Garuba	1-0	9	2-3	.667	1-1	1.000	0-0	---	2	4	6	2	1-0	0	0	0	5	5.0
Nix	1-0	15	2-3	.667	0-0	---	0-0	---	0	2	2	2	0-0	1	2	0	4	4.0
Nwaba	3-0	22	3-4	.750	1-2	.500	3-4	.750	1	4	5	1	3-0	0	1	0	10	3.3
Augustin	2-1	45	1-8	.125	1-6	.167	1-1	1.000	0	0	0	7	0-0	0	5	0	4	2.0
House	1-0	13	1-5	.200	0-3	.000	0-0	---	0	4	4	0	0-0	1	1	1	2	2.0
ROCKETS	4	960	154-340	.453	45-136	.331	76-115	.661	39	137	176	98	79-0	21	68	19	429	107.3

### 2021-22 Grizzlies vs. Rockets

PLAYER	G-GS	MIN	FIELD GOALS		3-POINT FG		FT-FTA	PCT	REBOUNDS			AST	PF-DQ	STL	TO	BLK	PTS	AVG
			FG-FGA	PCT	FG-FGA	PCT			OFF	DEF	TOT							
Morant	2-2	60	16-35	.457	4-9	.444	8-8	1.000	2	8	10	12	5-0	3	6	1	44	22.0
Bane	4-4	124	30-62	.484	11-29	.379	12-12	1.000	0	16	16	15	11-0	7	5	1	83	20.8
Brooks	3-3	81	21-49	.429	5-13	.385	14-16	.875	1	5	6	6	9-0	5	4	0	61	20.3
Jackson	3-3	58	15-31	.484	3-5	.600	6-6	1.000	1	14	15	3	11-0	4	6	6	41	13.7
Tillie	1-0	17	4-6	.667	3-12	.250	1-2	.500	1	2	3	2	2-0	1	0	0	12	12.0
Jones	4-2	98	18-38	.474	5-12	.417	2-2	1.000	1	10	11	23	2-0	7	1	0	43	10.8
Anderson	4-1	87	15-29	.517	4-10	.400	7-18	.389	3	20	23	8	9-0	6	5	4	41	10.3
Adams	4-4	103	14-22	.636	0-0	---	8-15	.533	14	21	35	15	10-0	4	5	3	36	9.0
Merrill	1-0	9	3-6	.500	2-5	.400	1-1	1.000	1	1	2	0	0-0	0	0	0	9	9.0
Clarke	3-0	67	11-17	.647	0-1	.000	4-5	.800	4	7	11	6	9-0	3	2	5	26	8.7
Melton	4-0	80	12-27	.444	5-15	.333	1-2	.500	0	13	13	7	9-0	6	9	1	30	7.5
Williams	3-1	58	8-19	.421	2-11	.182	1-1	1.000	0	7	7	2	8-0	1	1	2	19	6.3
Tillman	3-0	37	4-6	.667	0-1	.000	5-9	.556	4	8	12	3	6-0	1	1	2	13	4.3
Culver	3-0	22	4-6	.667	1-2	.500	1-3	.333	0	1	1	2	1-0	1	1	0	10	3.3
Aldama	2-0	10	3-3	1.000	0-0	---	0-0	---	2	1	3	2	1-0	0	0	0	6	3.0
Konchar	4-0	50	4-13	.308	1-5	.200	0-0	---	1	9	10	2	3-0	1	1	0	9	2.3
GRIZZLIES	4	960	182-369	.493	48-130	.369	71-100	.710	35	143	178	108	96-0	50	47	25	483	120.8

# Miami Heat



## SEASON SERIES

	2021-22	All-Time	Playoffs
<b>Overall</b>	<b>0-2</b>	<b>33-37</b>	<b>0-0</b>
<b>Home</b>	<b>0-1</b>	<b>20-14</b>	<b>0-0</b>
<b>Away</b>	<b>0-1</b>	<b>13-23</b>	<b>0-0</b>
<b>Neutral</b>	<b>0-0</b>	<b>0-0</b>	<b>0-0</b>

### Series Information

**Current Streak:** Lost 4  
**Current Home Streak:** Lost 2  
**Current Road Streak:** Lost 4  
**Longest Winning Streak:** 11 (Nov. 19, 1989-Jan. 11, 1995)  
**Longest Losing Streak:** 8 (Nov. 8, 1995-Jan. 6, 2000)  
**Biggest Winning Margin:** 38 (132-94; Nov. 9, 1989)  
**Biggest Losing Margin:** 33 (99-66; Feb. 9, 2010)  
**Most Points Scored:** 132 (Nov. 19, 1989)  
**Most Points Allowed:** 125 (2x: last Mar. 27, 2011)  
**Fewest Points Scored:** 66 (2x: last Feb. 9, 2010)  
**Fewest Points Allowed:** 70 (Nov. 11, 2004)

### Season-by-Season Results

1988-89: 4-2    2004-05: 1-1    2020-21: 0-2  
 1989-90: 2-0    2005-06: 0-2    2021-22: 0-2  
 1990-91: 2-0    2006-07: 2-0  
 1991-92: 2-0    2007-08: 1-1  
 1992-93: 2-0    2008-09: 2-0  
 1993-94: 2-0    2009-10: 0-2  
 1994-95: 2-0    2010-11: 0-2  
 1995-96: 0-2    2011-12: 0-1  
 1996-97: 0-2    2012-13: 0-2  
 1997-98: 0-2    2013-14: 1-1  
 1998-99: 0-1    2014-15: 2-0  
 1999-00: 1-1    2015-16: 1-1  
 2000-01: 1-1    2016-17: 0-2  
 2001-02: 0-2    2017-18: 2-0  
 2002-03: 1-1    2018-19: 1-1  
 2003-04: 1-1    2019-20: 1-1

### 2021-22 Rockets vs. Heat Game-by-Game Results

DATE	GAME	FG-A	PCT	3FG-A	PCT	FT-A	PCT	OR-DR-REB	AST	PF	ST	TO	BS	PTS
12/31	@ HOUSTON	41-93	.441	14-42	.333	14-17	.824	15-31-46	21	27	9	18	4	110
16,197	Miami	40-86	.465	14-33	.424	26-31	.839	11-32-43	21	16	7	14	6	120
3/7	HOUSTON	39-88	.443	13-43	.302	15-22	.682	9-24-33	22	24	8	11	7	106
19,600	@ Miami	49-91	.538	14-31	.452	11-14	.786	13-37-50	26	17	3	15	4	123

### 2021-22 Rockets vs. Heat

PLAYER	G-GS	MIN	FIELD GOALS			3-POINT FG			FT-FTA	PCT	REBOUNDS			AST	PF-DQ	STL	TO	BLK	PTS	AVG
			FG-FGA	PCT	3FG-FGA	PCT	OFF	DEF			TOT									
Green	2-2	59	13-27	.481	6-17	.353	4-4	1.000	0	4	4	5	8-0	0	2	0	36	18.0		
Wood	1-1	34	8-14	.571	1-4	.250	1-3	.333	1	7	8	4	2-0	1	3	1	18	18.0		
Gordon	1-1	27	5-11	.455	3-8	.375	2-2	1.000	0	1	1	4	1-0	0	0	0	15	15.0		
Porter	2-2	60	10-26	.385	6-16	.375	3-4	.750	2	6	8	5	7-1	2	5	1	29	14.5		
Tate	2-1	50	12-23	.522	2-6	.333	2-3	.667	6	7	13	5	6-0	3	2	2	28	14.0		
Christopher	2-0	53	9-21	.429	4-10	.400	1-1	1.000	2	6	8	6	4-0	3	2	2	23	11.5		
Martin	2-0	47	7-13	.538	0-3	.000	6-8	.750	3	5	8	2	3-0	3	5	1	20	10.0		
Sengun	2-1	37	6-12	.500	1-2	.500	6-10	.600	3	6	9	4	6-0	0	3	2	19	9.5		
Brooks	1-0	22	2-6	.333	2-6	.333	0-0	---	0	4	4	1	2-0	0	1	0	6	6.0		
Nwaba	2-1	34	5-13	.385	1-4	.250	0-0	---	5	8	13	1	5-0	2	2	0	11	5.5		
Fernando	1-0	3	1-2	.500	0-0	---	2-2	1.000	1	0	1	0	0-0	0	0	1	4	4.0		
Nix	2-0	27	2-6	.333	1-3	.333	2-2	1.000	0	1	1	4	4-0	1	1	0	7	3.5		
Mathews	1-1	20	0-5	.000	0-5	.000	0-0	---	0	0	0	1	2-0	2	0	0	0	0.0		
Queen	2-0	7	0-2	.000	0-1	.000	0-0	---	1	0	1	1	1-0	0	2	1	0	0.0		
ROCKETS	2	480	80-181	.442	27-85	.318	29-39	.744	24	55	79	43	51-1	17	29	11	216	108.0		

### 2021-22 Heat vs. Rockets

PLAYER	G-GS	MIN	FIELD GOALS			3-POINT FG			FT-FTA	PCT	REBOUNDS			AST	PF-DQ	STL	TO	BLK	PTS	AVG
			FG-FGA	PCT	3FG-FGA	PCT	OFF	DEF			TOT									
Butler	2-2	65	19-32	.594	2-3	.667	18-20	.900	2	6	8	6	0-0	2	2	3	58	29.0		
Herro	2-1	68	17-35	.486	7-18	.389	6-8	.750	0	8	8	12	0-0	1	7	0	47	23.5		
Adebayo	1-1	30	8-15	.533	0-0	---	2-2	1.000	3	7	10	1	4-0	0	2	1	18	18.0		
Robinson	1-1	27	5-9	.556	3-7	.429	0-0	---	0	1	1	2	1-0	0	1	0	13	13.0		
Oladipo	1-0	15	4-7	.571	2-3	.667	1-2	.500	0	1	1	4	0-0	1	0	1	11	11.0		
Tucker	1-1	25	5-12	.417	1-4	.250	0-0	---	3	9	12	2	2-0	0	1	0	11	11.0		
Guy	2-0	27	6-9	.667	4-7	.571	1-2	.500	2	4	6	4	1-0	3	2	0	17	8.5		
Martin	2-1	59	6-14	.429	2-4	.500	2-2	1.000	4	6	10	4	4-0	2	4	0	16	8.0		
Vincent	1-0	3	3-5	.600	1-3	.333	0-0	---	1	0	1	0	0-0	0	0	0	7	7.0		
Dedmon	1-0	14	3-3	1.000	0-0	---	0-0	---	1	5	6	1	4-0	0	2	2	6	6.0		
Lowry	2-2	69	3-14	.214	2-10	.200	4-5	.800	3	3	6	8	5-0	0	6	2	12	6.0		
Stauskas	1-0	11	1-3	.333	1-2	.500	3-4	.750	0	2	2	1	1-0	0	0	0	6	6.0		
Yurtseven	2-1	32	5-12	.417	0-0	---	0-0	---	2	12	14	2	5-0	2	1	2	10	5.0		
Highsmith	2-0	18	3-5	.600	3-3	1.000	0-0	---	1	0	1	0	3-0	0	0	0	9	4.5		
Silva	1-0	15	1-2	.500	0-0	---	0-0	---	2	5	7	0	3-0	0	0	0	2	2.0		
Strus	1-0	3	0-0	---	0-0	---	0-0	---	0	0	0	0	0-0	0	0	0	0	0.0		
HEAT	2	480	89-177	.503	28-64	.438	37-45	.822	24	69	93	47	33-0	10	29	10	243	121.5		



# Milwaukee Bucks



## SEASON SERIES

	2021-22	All-Time	Playoffs
<b>Overall</b>	<b>0-2</b>	<b>60-73</b>	<b>0-0</b>
<b>Home</b>	<b>0-1</b>	<b>41-26</b>	<b>0-0</b>
<b>Away</b>	<b>0-1</b>	<b>18-44</b>	<b>0-0</b>
<b>Neutral</b>	<b>0-0</b>	<b>1-3</b>	<b>0-0</b>

### Series Information

**Current Streak:** Lost 3  
**Current Home Streak:** Lost 1  
**Current Road Streak:** Lost 3  
**Longest Winning Streak:** 8 (Dec. 31, 2004-Dec. 31, 2008)  
**Longest Losing Streak:** 11 (Mar. 22, 1969-Feb. 24, 1971)  
**Biggest Winning Margin:** 28 (2x: last 127-99; Feb. 17, 2010)  
**Biggest Losing Margin:** 39 (115-76; Feb. 20, 2002)  
**Most Points Scored:** 143 (April 29, 2021)  
**Most Points Allowed:** 143 (Dec. 31, 1969)  
**Fewest Points Scored:** 76 (2x: last Feb. 20, 2002)  
**Fewest Points Allowed:** 80 (2x: last Jan. 23, 2006)

### Season-by-Season Results

1968-69: 2-4    1984-85: 0-2    2001-02: 1-1    2017-18: 2-0  
 1969-70: 0-6    1985-86: 0-2    2002-03: 1-1    2018-19: 0-2  
 1970-71: 1-4    1986-87: 0-2    2003-04: 2-0    2019-20: 1-1  
 1971-72: 0-5    1987-88: 2-0    2004-05: 1-1    2020-21: 1-1  
 1972-73: 1-3    1988-89: 1-1    2005-06: 2-0    2021-22: 0-2  
 1973-74: 0-4    1989-90: 1-1    2006-07: 2-0  
 1974-75: 3-1    1990-91: 2-0    2007-08: 2-0  
 1975-76: 2-2    1991-92: 1-1    2008-09: 1-1  
 1976-77: 3-1    1992-93: 1-1    2009-10: 2-0  
 1977-78: 1-3    1993-94: 1-1    2010-11: 1-1  
 1978-79: 2-2    1994-95: 1-1    2011-12: 0-1  
 1979-80: 1-1    1995-96: 2-0    2012-13: 1-1  
 1980-81: 0-2    1996-97: 1-1    2013-14: 2-0  
 1981-82: 1-1    1997-98: 1-1    2014-15: 2-0  
 1982-83: 0-2    1999-00: 0-2    2015-16: 1-1  
 1983-84: 1-1    2000-01: 2-0    2016-17: 1-1

### 2021-22 Rockets vs. Bucks Game-by-Game Results

DATE	GAME	FG-A	PCT	3FG-A	PCT	FT-A	PCT	OR-DR-REB	AST	PF	ST	TO	BS	PTS
12/10	@ HOUSTON	42-89	.472	19-46	.413	11-20	.550	12-28-40	30	28	9	16	4	114
16.3.19	Milwaukee	42-83	.506	15-39	.385	24-32	.750	13-35-48	19	21	11	15	8	123
12/22	HOUSTON	36-86	.419	13-45	.289	21-31	.677	13-39-52	23	21	0	15	7	106
17.3.41	@ Milwaukee	45-103	.437	17-46	.370	19-21	.905	14-34-48	25	24	8	7	2	126

### 2021-22 Rockets vs. Bucks

PLAYER	G-GS	MIN	FIELD GOALS			3-POINT FG			FT-FTA	PCT	REBOUNDS			AST	PF-DQ	STL	TO	BLK	PTS	AVG
			FG-FGA	PCT	3FG-FGA	PCT	OFF	DEF			TOT									
Wood	2-2	60	15-32	.469	3-13	.231	8-11	.727	6	18	24	1	7-0	0	7	1	41	20.5		
Mathews	2-2	66	9-19	.474	8-16	.500	7-10	.700	3	7	10	1	8-0	2	3	3	33	16.5		
Brooks	2-2	59	10-25	.400	7-21	.333	3-4	.750	0	8	8	3	6-0	0	2	2	30	15.0		
Gordon	2-2	57	9-21	.429	5-13	.385	3-6	.500	1	3	4	12	3-0	1	3	1	26	13.0		
Sengun	2-0	40	10-14	.714	0-0	---	5-10	.500	5	8	13	4	6-0	1	5	0	25	12.5		
Christopher	2-0	36	6-14	.429	2-7	.286	2-2	1.000	4	4	8	4	4-0	3	5	0	16	8.0		
Martin	2-0	46	6-13	.462	2-5	.400	0-2	.000	1	7	8	9	1-0	0	1	1	14	7.0		
Augustin	2-0	38	4-8	.500	4-7	.571	0-0	---	1	2	3	9	1-0	0	3	0	12	6.0		
Nwaba	2-0	22	4-9	.444	0-2	.000	3-4	.750	2	5	7	1	3-0	1	0	3	11	5.5		
Tate	2-2	47	4-17	.235	1-5	.200	1-2	.500	2	5	7	9	10-0	1	2	0	10	5.0		
Queen	1-0	4	1-2	.500	0-1	.000	0-0	---	0	0	0	0	0-0	0	0	0	2	2.0		
Gauba	1-0	4	0-1	.000	0-1	.000	0-0	---	0	0	0	0	0-0	0	0	0	0	0.0		
ROCKETS	2	480	78-175	.446	32-91	.352	32-51	.627	25	67	92	53	49-0	9	31	11	220	110.0		

### 2021-22 Bucks vs. Rockets

PLAYER	G-GS	MIN	FIELD GOALS			3-POINT FG			FT-FTA	PCT	REBOUNDS			AST	PF-DQ	STL	TO	BLK	PTS	AVG
			FG-FGA	PCT	3FG-FGA	PCT	OFF	DEF			TOT									
G. Antetokounmpo	1-1	37	15-20	.750	1-3	.333	10-14	.714	6	11	17	5	5-0	3	5	2	41	41.0		
Middleton	2-2	64	13-35	.371	6-16	.375	12-14	.857	2	9	11	11	4-0	2	3	0	44	22.0		
Portis	1-1	33	7-15	.467	3-7	.429	4-6	.667	2	5	7	1	2-0	2	2	3	21	21.0		
Holiday	2-2	66	13-25	.520	2-7	.286	8-9	.889	2	5	7	17	6-0	3	4	1	36	18.0		
Nwora	1-1	27	7-18	.389	4-8	.500	0-0	---	4	5	9	2	5-0	1	1	0	18	18.0		
Connaughton	2-1	62	9-21	.429	7-17	.412	0-0	---	3	7	10	1	2-0	7	0	2	25	12.5		
Cousins	2-1	32	7-13	.538	1-4	.250	3-3	1.000	3	5	8	3	6-0	0	1	1	18	9.0		
Mathews	2-0	38	7-10	.700	4-7	.571	0-0	---	0	3	3	2	4-0	0	0	1	18	9.0		
Allen	1-1	28	3-8	.375	2-7	.286	0-1	.000	1	2	3	0	0-0	1	2	0	8	8.0		
Ojeleye	1-0	17	1-6	.167	1-2	.500	4-4	1.000	2	5	7	0	2-0	0	0	0	7	7.0		
Hill	1-0	26	1-4	.250	0-2	.000	2-2	1.000	0	3	3	2	1-0	0	0	0	4	4.0		
Hood	2-0	34	3-6	.500	1-3	.333	0-0	---	1	8	9	0	1-0	0	1	0	7	3.5		
T. Antetokounmpo	1-0	9	1-3	.333	0-1	.000	0-0	---	1	1	2	0	6-1	0	1	0	2	2.0		
Smart	2-0	7	0-2	.000	0-1	.000	0-0	---	0	0	0	0	1-0	0	0	0	0	0.0		
BUCKS	2	480	87-186	.468	32-85	.376	43-53	.811	27	69	96	44	45-1	19	22	10	249	124.5		

# Minnesota Timberwolves



SEASON SERIES			
	2021-22	All-Time	Playoffs
<b>Overall</b>	<b>0-3</b>	<b>82-47</b>	<b>7-1</b>
<b>Home</b>	<b>0-2</b>	<b>45-18</b>	<b>5-0</b>
<b>Away</b>	<b>1-1</b>	<b>36-29</b>	<b>2-1</b>
<b>Neutral</b>	<b>0-0</b>	<b>1-0</b>	<b>0-0</b>

## Series Information

**Current Streak:** Lost 4  
**Current Home Streak:** Lost 3  
**Current Road Streak:** Lost 1  
**Longest Winning Streak:** 14 (Feb. 5, 2007-Jan. 24, 2011)  
**Longest Losing Streak:** 6 (Jan. 25, 2000-Jan. 1, 2001)  
**Biggest Winning Margin:** 31 (113-82; Jan. 11, 2008)  
**Biggest Losing Margin:** 32 (122-90; Mar. 30, 2000)  
**Most Points Scored:** 142 (Feb. 25, 2017)  
**Most Points Allowed:** 141 (Jan. 9, 2022)  
**Fewest Points Scored:** 75 (2x: last Dec. 16, 2003)

## Season-by-Season Results

1989-90: 2-2    2005-06: 2-2    2021-22: 0-3  
 1990-91: 5-0    2006-07: 2-2  
 1991-92: 3-2    2007-08: 3-0  
 1992-93: 4-2    2008-09: 4-0  
 1993-94: 4-1    2009-10: 3-0  
 1994-95: 3-2    2010-11: 3-1  
 1995-96: 2-2    2011-12: 1-3  
 1996-97: 4-0    2012-13: 2-1  
 1997-98: 1-3    2013-14: 3-1  
 1998-99: 2-1    2014-15: 4-0  
 1999-00: 0-4    2015-16: 3-0  
 2000-01: 2-2    2016-17: 3-1  
 2001-02: 2-2    2017-18: 4-0  
 2002-03: 2-2    2018-19: 1-2  
 2003-04: 2-2    2019-20: 4-0  
 2004-05: 1-2    2020-21: 1-2

## 2021-22 Rockets vs. Timberwolves Game-by-Game Results

DATE	GAME	FG-A	PCT	3FG-A	PCT	FT-A	PCT	OR-DR-REB	AST	PF	ST	TO	BS	PTS
10/20	HOUSTON	40-88	.455	11-33	.333	15-22	.682	12-29-41	21	25	13	24	3	106
16/079	@ Minnesota	42-87	.483	16-38	.421	24-31	.774	13-33-46	26	22	18	18	12	124
1/9	@ HOUSTON	46-97	.474	14-43	.326	17-28	.607	10-35-45	31	17	5	13	6	123
15/277	Minnesota	55-108	.509	15-42	.357	16-21	.762	18-38-56	37	22	10	11	10	141
4/3	@ HOUSTON	48-85	.565	16-40	.400	20-29	.690	11-25-36	28	24	8	24	4	132
16/539	Minnesota	51-86	.593	17-41	.415	20-25	.800	7-25-32	32	27	13	19	6	139

## 2021-22 Rockets vs. Timberwolves

PLAYER	G-GS	MIN	FIELD GOALS			3-POINT FG			FT-FTA	PCT	REBOUNDS			AST	PF-DQ	STL	TO	BLK	PTS	AVG
			FG-FGA	PCT	FG-FGA	PCT	OFF	DEF			TOT									
Wood	2-2	61	14-31	.452	6-12	.500	4-8	.500	5	12	17	6	5-0	0	1	3	38	19.0		
Christopher	3-0	65	20-30	.667	6-10	.600	8-11	.727	3	4	7	5	3-0	6	6	0	54	18.0		
Green	3-3	95	19-42	.452	6-20	.300	6-10	.600	0	8	8	12	4-0	1	3	0	50	16.7		
Gordon	2-1	49	11-19	.579	4-11	.364	2-2	1.000	0	3	3	3	0-0	1	5	1	28	14.0		
Porter	3-3	87	13-36	.361	7-23	.304	8-11	.727	3	12	15	19	9-0	4	20	0	41	13.7		
Sengun	2-1	51	8-11	.727	0-1	.000	9-9	1.000	9	12	21	6	8-0	3	8	1	25	12.5		
Theis	1-1	21	4-6	.667	1-2	.500	2-2	1.000	2	3	5	0	2-0	0	1	0	11	11.0		
Mathews	2-1	59	7-22	.318	6-18	.333	1-3	.333	0	4	4	4	4-0	3	1	2	21	10.5		
Martin	3-0	63	11-18	.611	3-6	.500	6-9	.667	2	8	10	6	2-0	2	3	3	31	10.3		
Nwaba	2-0	34	6-13	.462	0-2	.000	4-8	.500	1	8	9	2	9-1	2	1	1	16	8.0		
Tate	3-3	65	10-20	.500	1-3	.333	0-2	.000	5	7	12	7	12-0	2	3	0	21	7.0		
Brooks	1-0	8	2-4	.500	1-3	.333	1-1	1.000	0	0	0	0	1-0	0	0	0	6	6.0		
Garuba	2-0	24	5-6	.833	0-0	---	0-0	---	3	5	8	1	5-0	1	1	2	10	5.0		
Nix	2-0	21	3-8	.375	0-3	.000	1-3	.333	0	3	3	7	1-0	0	3	0	7	3.5		
Augustin	1-0	17	1-4	.250	0-2	.000	0-0	---	0	0	0	2	1-0	1	3	0	2	2.0		
ROCKETS	3	720	134-270	.496	41-116	.353	52-79	.658	33	89	122	80	66-1	26	61	13	361	120.3		

## 2021-22 Timberwolves vs. Rockets

PLAYER	G-GS	MIN	FIELD GOALS			3-POINT FG			FT-FTA	PCT	REBOUNDS			AST	PF-DQ	STL	TO	BLK	PTS	AVG
			FG-FGA	PCT	FG-FGA	PCT	OFF	DEF			TOT									
Towns	3-3	98	38-56	.679	8-13	.615	14-18	.778	13	17	30	14	10-0	4	8	2	98	32.7		
Edwards	3-3	101	29-59	.492	12-32	.375	11-12	.917	2	11	13	14	7-0	5	8	3	81	27.0		
Russell	3-3	92	21-46	.457	13-28	.464	11-13	.846	0	9	9	26	9-0	6	9	1	66	22.0		
Beasley	3-1	69	12-26	.462	7-18	.389	3-5	.600	1	3	4	9	4-0	4	0	3	34	11.3		
Vanderbilt	3-2	76	11-15	.733	0-0	---	3-5	.600	7	21	28	6	7-0	5	5	4	25	8.3		
Nowell	3-0	38	10-17	.588	2-4	.500	1-3	.333	1	8	9	10	4-0	3	3	1	23	7.7		
Okogie	3-1	55	7-12	.583	0-2	.000	7-8	.875	4	4	8	2	5-0	5	1	3	21	7.0		
McDaniels	2-2	54	5-11	.455	1-5	.200	0-0	---	1	6	7	2	7-0	4	1	6	11	5.5		
Reid	3-0	44	4-6	.375	0-5	.000	1-2	.500	6	11	17	2	7-0	1	6	5	13	4.3		
McLaughlin	3-0	34	4-7	.571	3-5	.600	1-2	.500	1	1	2	6	2-0	3	1	0	12	4.0		
Prince	3-0	43	3-10	.300	1-6	.167	4-5	.800	2	4	6	4	8-0	1	3	0	11	3.7		
Wright	1-0	4	1-1	1.000	1-1	1.000	0-0	---	0	0	0	0	0-0	0	1	0	3	3.0		
Bolmaro	1-0	5	0-1	.000	0-0	---	2-2	1.000	0	0	0	0	0-0	0	1	0	2	2.0		
Knight	1-0	2	0-0	---	0-0	---	2-2	1.000	0	1	1	0	1-0	0	1	0	2	2.0		
Layman	2-0	6	1-4	.250	0-2	.000	0-0	---	0	0	0	0	0-0	0	0	0	2	1.0		
TIMBERWOLVES	3	720	148-281	.527	48-121	.397	60-77	.779	38	96	134	95	71-0	41	48	28	404	134.7		

# New Orleans Pelicans



SEASON SERIES			
	2021-22	All-Time	Playoffs
Overall	1-3	41-33	0-0
Home	1-1	24-13	0-0
Away	0-2	17-20	0-0
Neutral	0-0	0-0	0-0

## Series Information

**Current Streak:** Lost 3  
**Current Home Streak:** Lost 1  
**Current Road Streak:** Lost 3  
**Longest Winning Streak:** 6 (Dec. 29, 2002-Mar. 25, 2005)  
**Longest Losing Streak:** 5 (Jan. 2, 2010-Jan. 14, 2011)  
**Biggest Winning Margin:** 22 (122-100; Dec. 16, 2011)  
**Biggest Losing Margin:** 29 (101-130; Feb. 8, 2021)  
**Most Points Scored:** 130 (Dec. 11, 2017)  
**Most Points Allowed:** 130 (2x; last: Mar. 13, 2022)  
**Fewest Points Scored:** 69 (Mar. 19, 2008)  
**Fewest Points Allowed:** 66 (Apr. 13, 2009)

## Season-by-Season Results

2002-03: 1-1    2012-13: 3-1  
 2003-04: 2-0    2013-14: 3-1  
 2004-05: 3-1    2014-15: 2-2  
 2005-06: 1-3    2015-16: 3-1  
 2006-07: 1-3    2016-17: 3-1  
 2007-08: 2-2    2017-18: 3-1  
 2008-09: 3-1    2018-19: 2-2  
 2009-10: 1-3    2019-20: 3-1  
 2010-11: 1-3    2020-21: 1-2  
 2011-12: 2-1    2021-22: 1-3

## 2021-22 Rockets vs. Pelicans Game-by-Game Results

DATE	GAME	FG-A	PCT	3FG-A	PCT	FT-A	PCT	OR-DR-REB	AST	PF	ST	TO	BS	PTS
12/5	@ HOUSTON	39-79	.494	17-40	.425	23-29	.793	11-29-40	24	23	3	14	3	118
12/11	New Orleans	40-94	.426	10-38	.263	18-25	.720	22-28-50	19	26	9	8	9	108
2/6	@ HOUSTON	40-84	.476	16-45	.356	11-16	.688	5-28-33	28	23	5	18	7	107
15/7/02	New Orleans	41-77	.532	12-29	.414	26-36	.722	5-28-33	29	23	12	13	4	120
2/8	HOUSTON	32-86	.372	13-42	.310	20-31	.645	18-29-47	19	23	6	21	3	97
15/12/1	@ New Orleans	42-80	.525	8-32	.250	18-20	.900	8-35-43	27	29	10	19	10	110
3/13	HOUSTON	39-77	.506	12-31	.387	15-25	.600	9-30-39	24	26	3	25	4	105
15/6/83	@ New Orleans	48-93	.516	10-32	.312	24-34	.706	14-31-45	30	20	17	11	3	130

## 2021-22 Rockets vs. Pelicans

PLAYER	G-GS	MIN	FIELD GOALS		3-POINT FG		FT-FTA	PCT	REBOUNDS			AST	PF-DQ	STL	TO	BLK	PTS	AVG
			FG-FGA	PCT	FG-FGA	PCT			OFF	DEF	TOT							
Olynyk	1-0	33	9-17	.529	5-13	.385	3-3	1.000	1	7	8	3	2-0	0	0	1	26	26.0
Gordon	1-1	33	7-14	.500	3-7	.429	6-6	1.000	0	0	0	5	1-0	0	0	2	23	23.0
Wood	4-4	125	23-52	.442	11-22	.500	15-24	.625	8	29	37	10	13-0	1	8	5	72	18.0
Green	3-3	93	18-39	.462	4-16	.250	7-8	.875	2	6	8	12	1-0	4	9	0	47	15.7
Nwaba	1-0	14	5-6	.833	2-2	1.000	3-6	.500	1	0	1	1	1-0	1	0	1	15	15.0
Porter	3-3	96	14-35	.400	10-25	.400	3-8	.375	4	9	13	18	10-0	1	14	2	41	13.7
Mathews	4-2	118	13-26	.500	11-21	.524	12-16	.750	4	10	14	7	8-0	0	2	1	49	12.3
Tate	4-4	115	19-36	.528	5-13	.385	6-8	.750	4	15	19	11	19-0	4	14	2	49	12.3
Theis	1-1	17	4-6	.667	2-4	.500	2-2	1.000	1	2	3	1	2-0	1	0	1	12	12.0
Augustin	1-0	16	3-8	.375	2-5	.400	1-2	.500	0	3	3	4	0-0	0	0	0	9	9.0
Sengun	4-2	86	14-29	.483	2-10	.200	5-6	.833	8	15	23	8	20-1	2	6	5	35	8.8
Nix	1-0	22	3-5	.600	1-2	.500	1-2	.500	1	1	2	5	0-0	0	2	0	8	8.0
Christopher	4-0	70	12-27	.444	3-12	.250	2-4	.500	2	5	7	5	4-0	3	10	0	29	7.3
Martin	4-0	85	12-27	.444	1-6	.167	2-5	.400	7	10	17	4	9-0	0	1	0	27	6.8
House	1-0	20	1-3	.333	0-2	.000	4-4	1.000	1	1	2	3	2-0	0	3	0	6	6.0
Garuba	1-0	7	1-1	1.000	1-1	1.000	0-0	---	0	3	3	0	1-0	1	1	1	3	3.0
Brooks	3-0	40	1-12	.083	0-10	.000	0-0	---	0	6	6	1	2-0	2	2	0	2	0.7
Fernando	1-0	2	0-0	.000	0-0	---	0-0	---	0	1	1	0	2-0	0	0	0	0	0.0
ROCKETS	4	960	150-326	.460	58-158	.367	69-101	.683	43	116	159	95	95-1	19	78	17	427	106.8

## 2021-22 Pelicans vs. Rockets

PLAYER	G-GS	MIN	FIELD GOALS		3-POINT FG		FT-FTA	PCT	REBOUNDS			AST	PF-DQ	STL	TO	BLK	PTS	AVG
			FG-FGA	PCT	FG-FGA	PCT			OFF	DEF	TOT							
Ingram	3-3	108	38-66	.576	7-18	.389	16-21	.762	1	9	10	18	10-0	4	9	5	99	33.0
Valanciunas	4-4	110	29-46	.630	2-6	.333	20-26	.769	10	23	33	12	19-2	3	9	6	80	20.0
Hayes	3-2	90	18-26	.692	3-7	.429	17-21	.810	2	18	20	3	11-0	5	3	4	56	18.7
Hart	1-1	36	4-8	.500	1-3	.333	4-4	1.000	1	6	7	4	2-0	3	0	0	13	13.0
Alvarado	3-0	65	16-28	.571	3-11	.273	2-2	1.000	0	6	6	17	6-0	8	4	0	37	12.3
Hernangomez	2-0	33	8-13	.615	1-1	1.000	5-8	.625	11	8	19	5	3-0	3	1	1	22	11.0
Marshall	3-1	57	12-23	.522	3-9	.333	4-6	.667	3	10	13	4	5-0	4	3	1	31	10.3
Alexander-Walker	2-0	46	6-20	.300	5-13	.385	2-4	.500	0	3	3	5	5-0	1	2	1	19	9.5
Graham	4-4	122	11-39	.282	10-33	.303	2-2	1.000	1	7	8	22	6-0	4	1	0	34	8.5
Lewis	1-0	11	3-5	.600	0-1	.000	2-2	1.000	1	1	2	2	0-0	0	0	0	8	8.0
Jones	4-4	114	12-29	.414	1-9	.111	6-8	.750	7	10	17	8	18-1	6	12	3	31	7.8
Wallace	1-0	20	3-6	.500	1-2	.500	0-3	.000	0	2	2	0	1-0	0	0	0	7	7.0
Murphy	4-0	60	7-20	.350	1-10	.100	4-6	.667	5	8	13	2	4-0	2	0	1	19	4.8
Satoransky	1-0	12	1-1	1.000	0-0	---	2-2	1.000	1	2	3	0	0-0	0	1	0	4	4.0
Temple	2-1	41	2-6	.333	1-3	.333	0-0	---	2	4	6	1	5-0	2	1	2	5	2.5
Clark	2-0	30	1-6	.167	1-5	.200	0-0	---	3	5	8	2	3-0	2	0	2	3	1.5
Johnson	1-0	4	0-2	.000	0-0	---	0-0	---	1	0	1	0	0-0	1	0	0	0	0.0
PELICANS	4	960	171-344	.497	40-131	.305	86-115	.748	49	122	171	105	98-3	48	51	26	468	117.0

# New York Knicks



## SEASON SERIES

	2021-22	All-Time	Playoffs
<b>Overall</b>	<b>0-2</b>	<b>74-75</b>	<b>6-4</b>
<b>Home</b>	<b>0-1</b>	<b>44-30</b>	<b>5-1</b>
<b>Away</b>	<b>0-1</b>	<b>29-44</b>	<b>1-3</b>
<b>Neutral</b>	<b>0-0</b>	<b>1-1</b>	<b>0-0</b>

### Series Information

**Current Streak:** Lost 5  
**Current Home Streak:** Lost 2  
**Current Road Streak:** Lost 3  
**Longest Winning Streak:** 11 (Jan. 9, 2009-Jan. 8, 2015)  
**Longest Losing Streak:** 10 (Oct. 28, 1971-Jan. 12, 1973)  
**Biggest Winning Margin:** 31 (111-79; Jan. 8, 2004)  
**Biggest Losing Margin:** 30 (125-95; Feb. 11, 1993)  
**Most Points Scored:** 139 (Mar. 19, 1980)  
**Most Points Allowed:** 130 (Nov. 20, 1979)  
**Fewest Points Scored:** 74 (2x: last Feb. 22, 1998)  
**Fewest Points Allowed:** 71 (Jan. 21, 2004)

### Season-by-Season Results

1967-68: 1-6    1983-84: 0-2    2000-01: 2-0    2016-17: 2-0  
 1968-69: 3-3    1984-85: 2-0    2001-02: 1-1    2017-18: 2-0  
 1969-70: 1-5    1985-86: 2-0    2002-03: 0-2    2018-19: 2-0  
 1970-71: 1-4    1986-87: 1-1    2003-04: 2-0    2019-20: 1-1  
 1971-72: 0-5    1987-88: 1-1    2004-05: 1-1    2020-21: 0-2  
 1972-73: 1-5    1988-89: 0-2    2005-06: 2-0    2021-22: 0-2  
 1973-74: 4-2    1989-90: 1-1    2006-07: 2-0  
 1974-75: 1-3    1990-91: 2-0    2007-08: 2-0  
 1975-76: 3-2    1991-92: 1-1    2008-09: 1-1  
 1976-77: 2-2    1992-93: 1-1    2009-10: 2-0  
 1977-78: 2-2    1993-94: 2-0    2010-11: 2-0  
 1978-79: 4-0    1994-95: 0-2    2011-12: 1-0  
 1979-80: 3-3    1995-96: 0-2    2012-13: 2-0  
 1980-81: 0-2    1996-97: 1-1    2013-14: 2-0  
 1981-82: 1-1    1997-98: 1-1    2014-15: 2-0  
 1982-83: 0-2    1999-00: 0-2    2015-16: 1-1

### 2021-22 Rockets vs. Knicks Game-by-Game Results

DATE	GAME	FG-A	PCT	3FG-A	PCT	FT-A	PCT	OR-DR-REB	AST	PF	ST	TO	BS	PTS
11/20	HOUSTON	38-84	.452	10-39	.256	13-22	.591	13-35-48	21	21	5	22	8	99
19,812	@ New York	33-78	.423	18-41	.439	22-26	.846	4-33-37	25	23	12	15	7	106
12/16	@ HOUSTON	34-68	.500	11-32	.344	24-30	.800	5-24-29	29	25	4	19	4	103
13,857	New York	39-83	.470	17-36	.472	21-25	.840	15-25-40	25	26	8	12	6	116

### 2021-22 Rockets vs. Knicks

PLAYER	G-GS	MIN	FIELD GOALS		3-POINT FG		FT-FTA	PCT	REBOUNDS			AST	PF-DQ	STL	TO	BLK	PTS	AVG	
			FG-FGA	PCT	FG-FGA	PCT			OFF	DEF	TOT								
Wood	1-1	37	6-11	.545	1-3	.333	5-7	.714	1	11	12	5-7	7.14	1	11	12	5	7	10.0
Green	1-1	36	7-11	.636	2-5	.400	0-1	.000	2	0	2	2	1-0	0	3	0	16	16.0	
Tate	2-2	60	11-20	.550	3-9	.333	6-8	.750	4	9	13	9	11-1	1	7	2	31	15.5	
Christopher	1-0	33	5-9	.556	2-3	.667	2-2	1.000	0	0	0	3	3-0	2	1	0	14	14.0	
Martin	2-0	50	11-16	.688	1-4	.250	2-3	.667	1	7	8	6	4-0	2	1	1	25	12.5	
Mathews	2-1	47	7-18	.389	4-14	.286	7-8	.875	4	8	12	2	5-0	0	2	0	25	12.5	
Thisis	2-2	56	9-18	.500	2-8	.250	4-5	.800	3	12	15	2	6-0	1	3	3	24	12.0	
Gordon	2-2	67	7-25	.280	2-13	.154	4-8	.500	0	3	3	14	3-0	0	8	2	20	10.0	
Augustin	2-0	30	3-10	.300	2-7	.286	5-6	.833	1	0	1	5	0-0	2	3	0	13	6.5	
Sengun	2-0	39	4-11	.364	1-3	.333	2-4	.500	2	6	8	4	6-0	0	4	2	11	5.5	
Nwaba	1-0	10	1-1	1.000	0-0	---	0-0	---	0	1	1	0	1-0	0	0	0	2	2.0	
Brooks	2-1	12	1-2	.500	1-2	.500	0-0	---	0	1	1	0	1-0	1	0	0	3	1.5	
Garuba	1-0	2	0-0	---	0-0	---	0-0	---	0	1	1	0	0-0	0	0	0	0	0.0	
House	1-0	2	0-0	---	0-0	---	0-0	---	0	0	0	0	1-0	0	1	0	0	0.0	
ROCKETS	2	480	72-152	.474	21-71	.296	37-52	.712	18	59	77	50	46-1	9	41	12	202	101.0	

### 2021-22 Knicks vs. Rockets

PLAYER	G-GS	MIN	FIELD GOALS		3-POINT FG		FT-FTA	PCT	REBOUNDS			AST	PF-DQ	STL	TO	BLK	PTS	AVG
			FG-FGA	PCT	FG-FGA	PCT			OFF	DEF	TOT							
Fournier	2-2	58	15-25	.600	8-16	.500	4-7	.571	0	3	3	5	5-0	1	3	0	42	21.0
Quickley	2-0	53	10-18	.556	9-14	.643	8-10	.800	1	4	5	4	7-0	1	5	1	37	18.5
Randle	2-2	65	10-33	.303	5-14	.357	12-14	.857	3	13	16	15	6-0	1	5	0	37	18.5
McBride	1-0	36	6-11	.545	2-5	.400	1-1	1.000	1	1	2	9	4-0	4	0	0	15	15.0
Burks	2-1	62	8-18	.444	7-9	.778	6-6	1.000	3	11	14	4	4-0	5	1	0	29	14.5
Robinson	2-1	48	11-12	.917	0-0	---	1-1	1.000	7	7	14	0	7-0	2	0	5	23	11.5
Barrett	1-1	25	4-13	.308	1-5	.200	2-2	1.000	0	1	1	2	1-0	2	0	0	11	11.0
K. Walker	1-1	21	3-7	.429	2-4	.500	1-2	.500	0	2	2	3	2-0	2	1	0	9	9.0
Gibson	1-0	16	2-8	.250	1-4	.250	2-2	1.000	0	3	3	1	2-0	1	0	0	7	7.0
Toppin	1-0	15	1-3	.333	0-2	.000	0-0	---	0	4	4	1	2-0	0	3	0	6	6.0
Rose	2-1	33	2-10	.200	0-3	.000	0-0	---	1	1	2	5	1-0	1	1	2	4	2.0
Noel	2-1	47	0-3	.000	0-1	.000	2-2	1.000	3	8	11	1	8-0	0	4	5	2	1.0
KNICKERBOCKERS	2	480	72-161	.447	35-77	.455	43-51	.843	19	58	77	50	49-0	20	27	13	222	111.0



SEASON SERIES			
	2021-22	All-Time	Playoffs
Overall	3-1	113-117	21-28
Home	2-0	70-42	12-9
Away	1-1	39-71	5-16
Neutral	0-0	4-4	4-3

### Series Information

**Current Streak:** Won 2  
**Current Home Streak:** Won 2  
**Current Road Streak:** Lost 1  
**Longest Winning Streak:** 13 (Jan. 3, 2007-Dec. 19, 2009)  
**Longest Losing Streak:** 9 (Apr. 16, 1994-Apr. 15, 1996)  
**Biggest Winning Margin:** 40 (113-73; Apr. 13, 1997)  
**Biggest Losing Margin:** 56 (136-80; Dec. 6, 1986)  
**Most Points Scored:** 148 (Nov. 14, 1969)  
**Most Points Allowed:** 143 (Nov. 15, 1980)  
**Fewest Points Scored:** 69 (Nov. 16, 2014)  
**Fewest Points Allowed:** 65 (Nov. 16, 2014)

### Season-by-Season Results

1967-68: 3-5    1983-84: 3-2    1999-00: 1-3    2015-16: 2-2  
 1968-69: 3-3    1984-85: 3-2    2000-01: 2-2    2016-17: 3-1  
 1969-70: 4-2    1985-86: 3-2    2001-02: 2-2    2017-18: 1-2  
 1970-71: 5-1    1986-87: 1-4    2002-03: 2-2    2018-19: 1-3  
 1971-72: 3-3    1987-88: 3-2    2003-04: 1-3    2019-20: 1-2  
 1972-73: 2-2    1988-89: 2-2    2004-05: 3-1    2020-21: 1-2  
 1973-74: 1-3    1989-90: 2-2    2005-06: 3-1    2021-22: 3-1  
 1974-75: 1-3    1990-91: 2-2    2006-07: 3-0  
 1975-76: 2-2    1991-92: 1-3    2007-08: 4-0  
 1976-77: 3-1    1992-93: 1-3    2008-09: 3-0  
 1977-78: 0-4    1993-94: 2-2    2009-10: 3-1  
 1978-79: 2-2    1994-95: 0-4    2010-11: 1-3  
 1979-80: 1-1    1995-96: 0-4    2011-12: 2-2  
 1980-81: 4-1    1996-97: 3-1    2012-13: 1-2  
 1981-82: 2-3    1997-98: 1-3    2013-14: 1-3  
 1982-83: 1-4    1998-99: 2-1    2014-15: 3-0

### 2021-22 Rockets vs. Thunder Game-by-Game Results

DATE	GAME	FG-A	PCT	3FG-A	PCT	FT-A	PCT	OR-DR-REB	AST	PF	ST	TO	BS	PTS
10/22	@ HOUSTON	48-95	.505	17-38	.447	11-14	.786	10-44-54	29	18	12	17	10	124
15,674	Oklahoma City	34-91	.374	14-43	.326	9-16	.562	8-31-39	22	21	9	19	4	91
11/17	HOUSTON	32-90	.356	12-42	.286	13-19	.684	9-37-46	16	14	6	14	4	89
12,066	@ Oklahoma City	41-92	.446	10-39	.256	9-16	.562	9-47-56	18	19	10	14	6	101
11/29	@ HOUSTON	40-96	.417	15-46	.326	7-11	.636	9-51-60	31	19	7	14	5	102
12,829	Oklahoma City	31-87	.356	7-43	.163	20-26	.769	4-41-45	16	14	10	13	10	89
12/1	HOUSTON	40-79	.506	15-37	.405	19-22	.865	8-30-40	25	25	9	19	12	114
13,222	@ Oklahoma City	40-85	.471	8-32	.250	22-29	.759	10-25-35	16	21	9	13	6	110

### 2021-22 Rockets vs. Thunder

PLAYER	G-GS	MIN	FIELD GOALS			3-POINT FG		FT-FTA	PCT	REBOUNDS			AST	PF-DQ	STL	TO	BLK	PTS	AVG
			FG-FGA	PCT	FG-FGA	PCT	OFF			DEF	TOT								
Tate	4-4	126	30-49	.612	4-7	.571	15-17	.882	12	26	38	22	13-0	5	6	5	79	19.8	
Wood	4-4	103	26-53	.491	7-17	.412	6-11	.545	10	39	49	1	6-0	2	3	8	65	16.3	
Green	2-2	62	10-25	.400	4-14	.286	6-6	1.000	0	6	6	4	2-0	3	3	1	30	15.0	
Gordon	4-3	126	20-49	.408	11-24	.458	5-7	.714	1	6	7	14	1-0	2	12	2	56	14.0	
Mathews	3-2	90	13-27	.481	11-24	.458	3-3	1.000	0	6	6	1	9-0	1	2	1	40	13.3	
Porter	3-3	77	14-40	.350	8-21	.381	3-5	.600	1	13	14	22	4-0	7	7	2	39	13.0	
Brooks	4-0	66	11-25	.440	7-20	.350	1-1	1.000	1	5	6	4	9-0	4	1	2	30	7.5	
Martin	4-0	56	10-20	.500	1-8	.125	0-0	---	1	12	13	6	6-0	1	3	1	21	5.3	
Theis	3-1	63	5-11	.455	2-7	.286	2-4	.500	1	16	17	4	8-0	2	2	2	14	4.7	
House	4-1	62	6-22	.273	2-9	.222	4-5	.800	1	12	13	5	2-0	1	7	2	18	4.5	
Christopher	3-0	23	4-11	.364	1-3	.333	3-3	1.000	2	5	7	1	5-0	1	3	0	12	4.0	
Sengun	4-0	53	7-14	.500	0-2	.000	1-2	.500	4	9	13	8	10-0	3	8	4	15	3.8	
Nwaba	2-0	22	3-9	.333	0-3	.000	1-2	.500	2	6	8	2	0-0	2	2	1	7	3.5	
Augustin	2-0	24	1-4	.250	1-3	.333	0-0	---	0	2	2	6	1-0	0	2	0	3	1.5	
Garuba	1-0	6	0-1	.000	0-1	.000	0-0	---	0	1	1	0	0-0	0	1	1	0	0.0	
Nix	1-0	2	0-0	---	0-0	---	0-0	---	0	0	0	1	0-0	0	0	0	0	0.0	
ROCKETS	4	960	160-360	.444	59-163	.362	50-66	.758	36	164	200	101	76-0	34	64	31	429	107.3	

### 2021-22 Thunder vs. Rockets

PLAYER	G-GS	MIN	FIELD GOALS			3-POINT FG		FT-FTA	PCT	REBOUNDS			AST	PF-DQ	STL	TO	BLK	PTS	AVG
			FG-FGA	PCT	FG-FGA	PCT	OFF			DEF	TOT								
Gilgeous-Alexand	4-4	134	33-79	.418	5-27	.185	18-24	.750	3	15	18	17	5-0	6	11	4	89	22.3	
Dort	4-4	125	27-54	.500	10-30	.333	4-8	.500	3	11	14	11	13-0	6	5	3	68	17.0	
Mann	4-1	86	14-34	.412	6-18	.333	9-11	.818	1	9	10	1	5-0	4	5	1	43	10.8	
Muscala	2-0	26	7-10	.700	4-6	.667	1-1	1.000	0	5	5	0	1-0	1	0	1	19	9.5	
Roby	3-1	51	11-20	.550	2-5	.400	2-5	.400	2	7	9	3	4-0	2	3	3	26	8.7	
Giddey	3-3	78	10-29	.345	1-10	.100	1-2	.500	2	16	18	13	6-0	2	6	4	22	7.3	
Robinson-Earl	4-3	101	10-27	.370	1-13	.077	5-8	.625	8	23	31	5	9-0	3	2	1	26	6.5	
Williams	2-0	41	5-11	.455	2-3	.667	0-2	.000	3	3	6	5	5-0	0	2	1	12	6.0	
Jerome	4-0	52	8-17	.471	2-8	.250	5-5	1.000	0	1	1	2	6-0	1	2	0	23	5.8	
Bazley	4-4	89	6-28	.214	1-9	.111	7-9	.778	2	23	25	4	2-0	5	5	2	20	5.0	
Pokusevski	4-0	47	8-24	.333	2-15	.133	0-0	---	3	11	14	5	6-0	4	5	3	18	4.5	
Maledon	3-0	29	3-5	.600	1-3	.333	3-4	.750	1	2	3	3	4-0	3	6	1	10	3.3	
Favors	2-0	28	2-6	.333	0-0	---	1-4	.250	2	7	9	0	2-0	1	0	0	5	2.5	
Krejci	1-0	6	0-2	.000	0-2	.000	2-2	1.000	0	1	1	0	0-0	0	1	0	2	2.0	
Wiggins	3-0	21	1-1	.000	1-1	1.000	2-2	1.000	0	3	3	1	6-0	0	0	0	5	1.7	
Watson	2-0	39	1-6	.167	1-6	.167	0-0	---	1	7	8	1	1-0	0	1	2	3	1.5	
Deck	1-0	9	0-2	.000	0-1	.000	0-0	---	0	0	0	1	0-0	0	0	0	0	0.0	
THUNDER	4	960	146-355	.411	39-157	.248	60-87	.690	31	144	175	72	75-0	38	59	26	391	97.8	

# Orlando Magic



## SEASON SERIES

	2021-22	All-Time	Playoffs
Overall	1-1	37-30	4-0
Home	1-0	22-11	2-0
Away	0-1	15-19	2-0
Neutral	0-0	0-0	0-0

### Series Information

**Current Streak:** Lost 1  
**Current Home Streak:** Won 2  
**Current Road Streak:** Lost 1  
**Longest Winning Streak:** 6 (Jan. 8, 2003-Jan. 24, 2005)  
**Longest Losing Streak:** 12 (Nov. 23, 1994-Feb. 16, 2001)  
**Biggest Winning Margin:** 42 (132-90; Feb. 7, 2017)  
**Biggest Losing Margin:** 32 (114-82; Mar. 30, 1991)  
**Most Points Scored:** 146 (Apr. 8, 1990)  
**Most Points Allowed:** 126 (2x; last Mar. 8, 2020)  
**Fewest Points Scored:** 74 (2x; last Nov. 8, 2005)  
**Fewest Points Allowed:** 76 (Nov. 8, 2005)

### Season-by-Season Results

1989-90: 2-0    2005-06: 1-1    2021-22: 1-1  
 1990-91: 3-2    2006-07: 2-0  
 1991-92: 2-0    2007-08: 1-1  
 1992-93: 1-1    2008-09: 2-0  
 1993-94: 1-1    2009-10: 0-2  
 1994-95: 0-2    2010-11: 0-2  
 1995-96: 0-2    2011-12: 0-1  
 1996-97: 0-2    2012-13: 2-0  
 1997-98: 0-2    2013-14: 2-0  
 1998-99: 0-1    2014-15: 1-1  
 1999-00: 0-2    2015-16: 1-1  
 2000-01: 1-1    2016-17: 2-0  
 2001-02: 0-2    2017-18: 2-0  
 2002-03: 2-0    2018-19: 1-1  
 2003-04: 2-0    2019-20: 1-1  
 2004-05: 2-0    2020-21: 2-0

### 2021-22 Rockets vs. Magic Game-by-Game Results

DATE	GAME	FG-A	PCT	3FG-A	PCT	FT-A	PCT	OR-DR-REB	AST	PF	ST	TO	BS	PTS
12/3	@ HOUSTON	44-92	.478	17-47	.362	13-15	.867	8-28-36	33	16	7	12	5	118
13.697	Orlando	42-86	.488	13-37	.351	19-21	.905	9-35-44	24	21	6	18	4	116
2/25	HOUSTON	44-94	.468	14-47	.298	9-20	.450	10-31-41	22	24	12	13	3	111
16.631	@ Orlando	42-83	.506	13-36	.361	22-29	.759	10-44-54	20	22	7	19	4	119

### 2021-22 Rockets vs. Magic

PLAYER	G-GS	MIN	FIELD GOALS			3-POINT FG			FT-FTA	PCT	REBOUNDS			AST	PF-DQ	STL	TO	BLK	PTS	AVG
			FG-FGA	PCT	3FG-FGA	PCT	OFF	DEF			TOT									
Green	1-1	31	9-16	.563	4-9	.444	1-2	.500	0	5	5	2	1-0	4	1	0	23	23.0		
Wood	2-2	62	16-33	.485	4-12	.333	5-15	.333	5	19	24	5	4-0	1	4	1	41	20.5		
Gordon	2-2	62	16-25	.640	7-14	.500	0-0	---	0	2	2	4	5-0	2	4	1	39	19.5		
Schroder	1-0	28	4-10	.400	0-5	.000	2-2	1.000	1	2	3	6	3-0	0	2	0	10	10.0		
Mathews	2-1	56	11-22	.500	5-16	.313	2-2	1.000	2	3	5	0	2-0	4	0	1	29	14.5		
Tate	2-2	60	12-27	.444	3-8	.375	1-1	1.000	4	8	12	10	11-1	4	1	2	28	14.0		
Sengun	2-0	37	5-11	.455	1-4	.250	8-9	.889	3	6	9	9	3-0	1	5	3	19	9.5		
Augustin	1-0	12	3-4	.750	2-2	1.000	0-0	---	0	2	2	3	1-0	1	1	0	8	8.0		
Porter	2-2	40	4-18	.222	3-12	.250	3-4	.750	1	5	6	7	3-0	2	3	0	14	7.0		
Martin	2-0	35	5-7	.714	1-3	.333	0-0	---	0	2	2	1	4-0	0	0	0	11	5.5		
House	1-0	20	2-5	.400	0-2	.000	0-0	---	0	2	2	3	1-0	0	0	0	4	4.0		
Brooks	1-0	19	1-4	.250	1-4	.250	0-0	---	1	1	2	4	1-0	0	0	0	3	3.0		
Christopher	2-0	19	0-4	.000	0-3	.000	0-0	---	0	2	2	1	1-0	0	2	0	0	0.0		
ROCKETS	2	480	88-186	.473	31-94	.330	22-35	.629	17	59	76	55	40-1	19	25	8	229	114.5		

### 2021-22 Magic vs. Rockets

PLAYER	G-GS	MIN	FIELD GOALS			3-POINT FG			FT-FTA	PCT	REBOUNDS			AST	PF-DQ	STL	TO	BLK	PTS	AVG
			FG-FGA	PCT	3FG-FGA	PCT	OFF	DEF			TOT									
Anthony	2-2	67	15-30	.500	5-13	.385	5-5	1.000	1	6	7	13	7-0	2	9	0	40	20.0		
Okeke	2-0	50	13-21	.619	6-10	.600	3-3	1.000	3	13	16	4	1-0	3	1	1	35	17.5		
Carter	2-2	68	13-20	.650	1-5	.200	7-9	.778	9	19	28	4	3-0	0	5	2	34	17.0		
F. Wagner	2-2	63	10-25	.400	3-10	.300	7-9	.778	4	9	13	8	6-0	2	4	0	30	15.0		
Ross	2-0	42	11-24	.458	1-9	.111	5-5	1.000	1	8	9	3	4-0	1	3	0	28	14.0		
Harris	2-1	61	6-13	.462	5-10	.500	6-8	.750	1	5	6	1	4-0	2	0	0	23	11.5		
Bamba	2-2	56	9-15	.600	2-6	.333	1-1	1.000	1	12	13	3	8-1	2	3	3	21	10.5		
Hampton	2-0	38	5-13	.385	2-5	.400	4-6	.667	0	5	5	8	0-0	0	4	2	16	8.0		
M. Wagner	1-0	13	1-2	.500	1-2	.500	2-2	1.000	0	0	0	0	4-0	0	1	0	5	5.0		
Suggs	1-1	15	1-5	.200	0-2	.000	1-2	.500	0	1	1	0	6-1	1	6	0	3	3.0		
Mulder	1-0	6	0-1	.000	0-1	.000	0-0	---	0	1	1	0	0-0	0	0	0	0	0.0		
Schofield	1-0	1	0-0	---	0-0	---	0-0	---	0	0	0	0	0-0	0	0	0	0	0.0		
MAGIC	2	480	84-169	.497	26-73	.356	41-50	.820	20	79	99	44	43-2	13	37	8	235	117.5		



## SEASON SERIES

	2021-22	All-Time	Playoffs
<b>Overall</b>	<b>0-2</b>	<b>74-75</b>	<b>2-4</b>
<b>Home</b>	<b>0-1</b>	<b>45-29</b>	<b>1-2</b>
<b>Away</b>	<b>0-1</b>	<b>26-43</b>	<b>1-2</b>
<b>Neutral</b>	<b>0-0</b>	<b>3-3</b>	<b>0-0</b>

### Series Information

**Current Streak:** Lost 5  
**Current Home Streak:** Lost 3  
**Current Road Streak:** Lost 3  
**Longest Winning Streak:** 11 (Feb. 20, 1992-Jan. 10, 1997)  
**Longest Losing Streak:** 5 (4x: last Aug. 14 2020-Jan. 10, 2022)  
**Biggest Winning Margin:** 50 (124-74; Mar. 18, 2007)  
**Biggest Losing Margin:** 38 (96-134; Aug. 14, 2020)  
**Most Points Scored:** 149 (Feb. 16, 1993)  
**Most Points Allowed:** 159 (Jan. 25, 1970)  
**Fewest Points Scored:** 73 (Dec. 8, 1999)  
**Fewest Points Allowed:** 66 (Nov. 17, 2003)

### Season-by-Season Results

1967-68: 1-6    1983-84: 0-2    2000-01: 1-1    2016-17: 2-0  
 1968-69: 2-4    1984-85: 1-1    2001-02: 1-1    2017-18: 1-1  
 1969-70: 2-4    1985-86: 1-1    2002-03: 2-0    2018-19: 1-1  
 1970-71: 2-3    1986-87: 0-2    2003-04: 2-0    2019-20: 1-1  
 1971-72: 4-1    1987-88: 1-1    2004-05: 2-0    2020-21: 0-2  
 1972-73: 5-1    1988-89: 0-2    2005-06: 1-1    2021-22: 0-2  
 1973-74: 4-2    1989-90: 1-1    2006-07: 2-0  
 1974-75: 2-2    1990-91: 2-0    2007-08: 0-2  
 1975-76: 3-2    1991-92: 1-1    2008-09: 0-2  
 1976-77: 1-3    1992-93: 2-0    2009-10: 1-1  
 1977-78: 2-2    1993-94: 2-0    2010-11: 0-2  
 1978-79: 0-4    1994-95: 2-0    2011-12: 1-0  
 1979-80: 2-4    1995-96: 2-0    2012-13: 1-1  
 1980-81: 0-2    1996-97: 2-0    2013-14: 1-1  
 1981-82: 1-1    1997-98: 1-1    2014-15: 2-0  
 1982-83: 0-2    1999-00: 1-1    2015-16: 2-0

### 2021-22 Rockets vs. Sixers Game-by-Game Results

DATE	GAME	FG-A	PCT	3FG-A	PCT	FT-A	PCT	OR-DR-REB	AST	PF	ST	TO	BS	PTS
1/3	HOUSTON	37-89	.416	15-44	.341	24-33	.727	11-31-42	25	16	6	11	4	113
20.026	@ Philadelphia	50-96	.521	17-40	.425	16-17	.941	12-42-54	33	21	7	14	7	133
1/10	@ HOUSTON	30-77	.390	13-42	.310	18-27	.667	7-31-38	18	11	9	21	7	91
13.593	Philadelphia	43-94	.457	10-35	.286	15-18	.833	15-33-48	23	21	14	16	7	111

### 2021-22 Rockets vs. Sixers

PLAYER	G-GS	MIN	FIELD GOALS			3-POINT FG			FT-FTA	PCT	REBOUNDS			AST	PF-DQ	STL	TO	BLK	PTS	AVG
			FG-FGA	PCT	FG-FGA	PCT	OFF	DEF			TOT									
Gordon	1-1	29	4-11	.364	3-5	.600	3-6	.500	1	2	3	3	1-0	1	3	0	14	14.0		
Mathews	2-1	54	7-15	.467	5-13	.385	9-12	.750	10	11	4	4	7-0	1	2	0	28	14.0		
Wood	1-1	36	5-12	.417	1-5	.200	3-4	.750	0	6	6	2	2-0	1	0	0	14	14.0		
Christopher	2-0	44	6-19	.316	4-11	.364	10-12	.833	0	4	4	6	1-0	4	3	0	26	13.0		
Green	2-2	57	9-24	.375	3-11	.273	5-6	.833	1	7	8	1	1-0	0	9	0	26	13.0		
Tate	2-2	53	10-21	.476	1-7	.143	2-4	.500	0	4	4	6	5-0	1	0	4	23	11.5		
Martin	2-0	47	8-13	.615	3-6	.500	2-2	1.000	5	7	12	4	2-0	2	3	2	21	10.5		
Theis	2-2	56	7-20	.350	4-12	.333	1-3	.333	4	9	13	1	7-0	2	2	2	19	9.5		
Nwaba	2-0	30	6-9	.667	2-2	1.000	2-2	1.000	2	3	5	4	0-0	2	0	2	16	8.0		
Porter	1-1	28	2-9	.222	0-5	.000	4-6	.667	0	6	6	5	1-0	0	4	0	8	8.0		
Queen	1-0	3	1-2	.500	1-2	.500	0-0	---	1	0	1	1	0-0	0	0	0	3	3.0		
Augustin	2-0	31	1-8	.125	1-6	.167	1-2	.500	1	3	4	4	0-0	0	2	0	4	2.0		
Nix	2-0	7	1-2	.500	0-0	---	0-1	.000	0	1	1	2	0-0	1	3	0	2	1.0		
Ganuba	1-0	5	0-1	.000	0-1	.000	0-0	---	2	1	3	0	0-0	1	0	1	0	0.0		
ROCKETS	2	480	67-166	.404	28-86	.326	42-60	.700	18	63	81	43	27-0	14	32	11	204	102.0		

### 2021-22 Sixers vs. Rockets

PLAYER	G-GS	MIN	FIELD GOALS			3-POINT FG			FT-FTA	PCT	REBOUNDS			AST	PF-DQ	STL	TO	BLK	PTS	AVG
			FG-FGA	PCT	FG-FGA	PCT	OFF	DEF			TOT									
Embid	2-2	56	21-36	.583	1-3	.333	19-20	.950	9	14	23	16	5-0	2	8	4	62	31.0		
Korkmaz	2-2	64	13-24	.542	5-12	.417	5-5	1.000	2	15	17	8	2-0	2	2	0	36	18.0		
Curry	1-1	30	6-13	.462	3-8	.375	0-0	---	0	5	5	5	2-0	0	3	0	15	15.0		
Joe	2-0	46	10-19	.526	7-14	.500	1-1	1.000	1	4	5	4	4-0	1	0	0	28	14.0		
Harris	2-2	60	12-32	.375	1-8	.125	2-2	1.000	3	7	10	10	2-0	1	3	3	27	13.5		
Drummond	2-0	34	9-13	.692	0-0	---	3-5	.600	6	11	17	5	3-0	2	1	2	21	10.5		
Thybulle	1-1	26	4-7	.571	2-5	.400	0-0	---	0	2	2	2	2-0	3	0	0	10	10.0		
Niang	2-0	38	6-14	.429	4-10	.400	0-0	---	0	4	4	1	7-0	1	1	0	16	8.0		
Powell	1-0	20	3-8	.375	0-2	.000	0-0	---	1	3	4	2	2-0	1	3	0	6	6.0		
Green	2-2	43	4-8	.500	3-7	.429	0-0	---	1	4	5	1	3-0	1	1	2	11	5.5		
Milton	1-0	21	2-7	.286	1-3	.333	0-0	---	0	2	2	2	3-0	1	0	1	5	5.0		
Key	1-0	4	1-1	1.000	0-0	---	0-0	---	1	0	1	0	1-0	1	2	0	2	2.0		
Reed	1-0	6	1-3	.333	0-0	---	0-0	---	1	0	1	0	2-0	2	0	0	2	2.0		
Bassey	2-0	6	1-1	1.000	0-0	---	0-0	---	1	0	1	0	3-0	1	0	1	2	1.0		
Brown	1-0	22	0-3	.000	0-3	.000	1-2	.500	0	4	4	0	1-0	2	1	0	1	1.0		
Henry	2-0	4	0-1	.000	0-0	---	0-0	---	0	0	0	0	0-0	0	1	1	0	0.0		
76ERS	2	480	93-190	.489	27-75	.360	31-35	.886	26	75	101	56	42-0	21	29	14	244	122.0		

# Phoenix Suns



## SEASON SERIES

	2021-22	All-Time	Playoffs
<b>Overall</b>	0-4	108-115	8-6
<b>Home</b>	0-2	66-46	4-3
<b>Away</b>	0-2	41-69	4-3
<b>Neutral</b>	0-0	1-0	0-0

### Series Information

**Current Streak:** Lost 8

**Current Home Streak:** Lost 4

**Current Road Streak:** Lost 4

**Longest Winning Streak:** 13 (Dec. 21, 2016-Dec. 21, 2019)

**Longest Losing Streak:** 8 (Feb. 2, 2020-Mar. 16, 2021)

**Biggest Winning Margin:** 36 (149-113; Apr. 4, 2019)

**Biggest Losing Margin:** 36 (91-127; Feb. 7, 2020)

**Most Points Scored:** 149 (Apr. 7, 2019)

**Most Points Allowed:** 146 (Mar. 9, 1969)

**Fewest Points Scored:** 71 (Apr. 25, 1999)

**Fewest Points Allowed:** 75 (Mar. 16, 2003)

### Season-by-Season Results

1968-69: 7-1	1982-83: 0-5	1996-97: 2-2	2010-11: 1-2
1969-70: 0-7	1983-84: 2-3	1997-98: 1-3	2011-12: 2-2
1970-71: 4-2	1984-85: 4-1	1998-99: 2-2	2012-13: 2-2
1971-72: 1-3	1985-86: 3-2	1999-00: 2-2	2013-14: 2-1
1972-73: 2-2	1986-87: 3-2	2000-01: 1-3	2014-15: 3-1
1973-74: 2-2	1987-88: 4-1	2001-02: 2-2	2015-16: 2-1
1974-75: 2-2	1988-89: 1-3	2002-03: 3-1	2016-17: 4-0
1975-76: 0-4	1989-90: 2-2	2003-04: 1-3	2017-18: 4-0
1976-77: 3-1	1990-91: 3-1	2004-05: 2-2	2018-19: 3-0
1977-78: 1-3	1991-92: 1-3	2005-06: 0-3	2019-20: 2-1
1978-79: 2-2	1992-93: 2-2	2006-07: 1-3	2020-21: 0-3
1979-80: 1-1	1993-94: 2-2	2007-08: 2-2	2021-22: 0-4
1980-81: 1-4	1994-95: 3-1	2008-09: 2-1	
1981-82: 3-2	1995-96: 3-1	2009-10: 0-4	

### 2021-22 Rockets vs. Suns Game-by-Game Results

DATE	GAME	FG-A	PCT	3FG-A	PCT	FT-A	PCT	OR-DR-REB	AST	PF	ST	TO	BS	PTS
11/4	HOUSTON	38-87	.437	11-32	.343	24-28	.857	7-36-43	25	21	4	19	4	111
15,058	@ Phoenix	44-93	.473	14-31	.452	21-23	.913	13-33-46	29	24	12	12	8	123
11/14	@ HOUSTON	35-85	.412	7-32	.219	12-18	.667	9-39-48	19	19	7	23	5	89
16,088	Phoenix	42-97	.433	14-40	.350	17-20	.850	12-40-52	19	19	16	10	7	115
2/16	HOUSTON	42-97	.433	13-44	.295	24-28	.857	13-36-49	23	27	5	16	5	121
17,071	@ Phoenix	44-86	.512	7-24	.292	29-36	.806	7-35-42	27	20	10	11	7	124
3/16	@ HOUSTON	42-85	.494	16-39	.410	12-19	.632	9-24-33	26	13	9	12	3	112
18,055	Phoenix	53-95	.558	13-33	.394	10-13	.769	13-36-49	32	18	5	11	4	129

### 2021-22 Rockets vs. Suns

PLAYER	G-GS	MIN	FIELD GOALS			3-POINT FG			REBOUNDS			AST	PF-DQ	STL	TO	BLK	PTS	AVG
			FG-FGA	PCT	FT-FGA	PCT	OFF	DEF	TOT									
Schroder	2-1	66	14-29	.483	5-14	.357	7-8	.875	1	8	9	15	7-0	1	7	1	40	20.0
Porter	3-3	104	19-47	.404	7-22	.318	8-8	1,000	2	14	16	17	7-0	4	11	2	53	17.7
Wood	3-3	90	18-39	.462	5-18	.278	12-20	600	5	27	32	7	8-0	0	3	3	53	17.7
Green	4-4	133	21-55	.382	9-26	.346	16-17	.941	1	9	10	9	12-0	2	11	1	67	16.8
Gordon	3-1	89	18-44	.409	7-22	.318	1-2	500	0	6	6	6	5-0	1	8	2	44	14.7
Tate	4-4	107	16-25	.640	1-4	.250	13-14	.929	8	16	24	8	6-0	1	6	2	46	11.5
Sengun	4-2	98	17-32	.531	4-7	.571	6-9	.667	8	23	31	15	14-0	6	5	2	44	11.0
Martin	4-0	74	15-24	.625	1-3	.333	1-2	500	2	9	11	3	5-0	2	1	3	32	8.0
Thisis	1-1	18	3-5	.600	2-4	.500	0-1	000	0	1	1	0	1-0	0	1	0	8	8.0
Augustin	1-0	12	2-4	.500	2-3	.667	0-0	---	1	1	2	3	0-0	0	1	0	6	6.0
Mathews	2-1	35	3-10	.300	3-10	.300	0-0	---	1	1	2	2	4-0	3	2	0	9	4.5
Christophor	3-0	44	5-20	.250	0-7	.000	2-4	.500	4	4	8	3	2-0	2	1	1	12	4.0
House	1-0	20	1-5	.200	0-1	.000	2-2	1,000	0	5	5	2	3-0	0	2	0	4	4.0
Nwaba	3-0	40	4-8	.500	0-2	.000	3-4	.750	3	5	8	3	4-0	3	1	0	11	3.7
Brooks	2-0	12	1-2	.500	1-1	1,000	0-0	---	1	3	4	0	0-0	0	1	0	3	1.5
Nix	1-0	12	0-3	.000	0-1	.000	1-2	.500	1	1	2	0	2-0	0	0	0	1	1.0
Garuba	1-0	5	0-3	.000	0-2	.000	0-0	---	0	2	2	0	0-0	0	0	0	0	0.0
ROCKETS	4	960	157-355	.442	47-147	.320	72-93	.774	38	135	173	93	80-0	25	70	17	433	108.3

### 2021-22 Suns vs. Rockets

PLAYER	G-GS	MIN	FIELD GOALS			3-POINT FG			REBOUNDS			AST	PF-DQ	STL	TO	BLK	PTS	AVG
			FG-FGA	PCT	FT-FGA	PCT	OFF	DEF	TOT									
Booker	4-4	145	39-87	.448	13-32	.406	22-23	.957	1	20	21	23	8-0	6	8	4	113	28.3
Ayton	3-3	84	27-51	.529	0-0	.---	8-10	.800	12	19	31	0	12-1	1	4	3	62	20.7
Bridges	4-4	145	29-51	.569	7-18	.389	8-12	.667	3	16	19	5	3-0	3	2	1	73	18.3
Craig	2-1	57	12-14	.857	4-6	.667	2-3	.667	4	14	18	3	7-0	0	1	4	30	15.0
Johnson	3-0	82	11-27	.407	7-15	.467	7-8	.875	1	12	13	5	2-0	3	0	0	36	12.0
McGee	4-1	67	21-30	.700	0-0	.---	5-6	.833	13	17	30	1	7-0	1	3	7	47	11.8
Paul	3-3	83	12-26	.462	3-12	.250	8-8	1,000	0	8	8	23	6-0	14	7	2	35	11.7
Shamet	3-0	52	9-20	.450	8-19	.421	6-7	.857	1	1	2	7	3-0	2	3	1	32	10.7
Payne	2-1	50	8-20	.400	2-10	.200	1-2	.500	2	7	9	15	5-0	2	5	0	19	9.5
Crowder	3-3	73	5-16	.313	3-11	.273	3-4	.750	3	10	13	3	9-0	4	2	3	16	5.3
Holiday	2-0	36	4-8	.500	1-2	.500	0-0	---	0	5	5	12	3-0	2	3	0	9	4.5
Kaminsky	2-0	29	2-8	.250	0-0	.---	4-5	.800	3	3	6	2	3-0	2	0	1	8	4.0
Blyombo	1-0	6	1-3	.333	0-0	.---	0-0	---	0	1	1	0	0-0	0	1	0	2	2.0
Payton	3-0	17	3-4	.750	0-0	.---	0-0	---	2	4	6	7	4-0	1	2	0	6	2.0
Nader	2-0	24	0-3	.000	0-0	.---	3-4	.750	0	6	6	0	8-0	2	2	0	3	1.5
Wainright	1-0	9	0-3	.000	0-3	.000	0-0	---	0	1	1	1	1-0	0	1	0	0	0.0
SUNS	4	960	183-371	.493	48-128	.375	77-92	.837	45	144	189	107	81-1	43	44	26	491	122.8



# Portland Trail Blazers



SEASON SERIES			
	2021-22	All-Time	Playoffs
<b>Overall</b>	<b>2-2</b>	<b>114-93</b>	<b>12-8</b>
<b>Home</b>	<b>0-2</b>	<b>65-37</b>	<b>8-2</b>
<b>Away</b>	<b>2-0</b>	<b>47-56</b>	<b>4-6</b>
<b>Neutral</b>	<b>0-0</b>	<b>2-0</b>	<b>0-0</b>

## Series Information

**Current Streak:** Won 2  
**Current Home Streak:** Lost 2  
**Current Road Streak:** Won 2  
**Longest Winning Streak:** 9 (Dec. 9, 2003-Mar. 5, 2006)  
**Longest Losing Streak:** 9 (Nov. 11, 1982-Mar. 31, 1984)  
**Biggest Winning Margin:** 30 (99-69; Jan. 26, 2007)  
**Biggest Losing Margin:** 40 (111-71; Mar. 7, 1999)  
**Most Points Scored:** 136 (Nov. 16, 1970)  
**Most Points Allowed:** 141 (Mar. 16, 1973)  
**Fewest Points Scored:** 66 (Apr. 8, 2003)  
**Fewest Points Allowed:** 69 (Jan. 26, 2007)

## Season-by-Season Results

1970-71: 4-0    1984-85: 3-2    1998-99: 2-1    2012-13: 2-2  
 1971-72: 4-2    1985-86: 3-2    1999-00: 2-2    2013-14: 3-1  
 1972-73: 2-2    1986-87: 2-3    2000-01: 1-3    2014-15: 1-2  
 1973-74: 3-1    1987-88: 4-1    2001-02: 1-3    2015-16: 2-2  
 1974-75: 2-2    1988-89: 3-1    2002-03: 1-3    2016-17: 2-1  
 1975-76: 3-1    1989-90: 1-3    2003-04: 3-1    2017-18: 4-0  
 1976-77: 3-1    1990-91: 0-4    2004-05: 4-0    2018-19: 1-2  
 1977-78: 2-2    1991-92: 3-1    2005-06: 2-1    2019-20: 1-3  
 1978-79: 3-1    1992-93: 1-3    2006-07: 2-2    2020-21: 1-2  
 1979-80: 1-1    1993-94: 4-0    2007-08: 4-0    2021-22: 2-2  
 1980-81: 3-2    1994-95: 1-3    2008-09: 2-1  
 1981-82: 4-1    1995-96: 2-2    2009-10: 2-2  
 1982-83: 0-5    1996-97: 2-2    2010-11: 1-2  
 1983-84: 1-4    1997-98: 1-3    2011-12: 3-0

## 2021-22 Rockets vs. Blazers Game-by-Game Results

DATE	GAME	FG-A	PCT	3FG-A	PCT	FT-A	PCT	OR-DR	REB	AST	PF	ST	TO	BS	PTS
11/12	@ HOUSTON	34-85	400	7-32	219	17-27	630	9-40	49	13	23	6	13	6	92
15/468	Portland	34-87	391	11-36	306	25-31	806	11-41	52	21	27	10	14	4	104
1/28	@ HOUSTON	38-79	481	10-41	244	24-31	774	5-33	38	25	22	6	19	3	110
16/100	Portland	46-81	568	17-39	436	16-20	800	4-30	34	20	24	10	15	4	125
3/25	HOUSTON	43-83	518	19-45	422	20-23	870	9-28	37	27	22	12	16	3	125
16/947	@ Portland	43-85	506	3-20	150	17-23	739	13-25	38	28	21	6	17	3	106
3/26	HOUSTON	44-84	524	15-35	429	12-18	667	8-30	38	34	14	12	21	8	115
17/821	@ Portland	37-93	398	12-40	300	12-17	706	21-30	51	21	19	14	23	4	98


## 2021-22 Rockets vs. Blazers

PLAYER	G-GS	MIN	FIELD GOALS			3-POINT FG			FT-FTA	PCT	REBOUNDS			AST	PF-DQ	STL	TO	BLK	PTS	AVG
			FG-FGA	PCT	FG-FGA	PCT	OFF	DEF			TOT									
Green	4-4	124	25-53	472	14-31	452	10-13	769	1	19	20	9	5-0	2	11	1	1	74	18.5	
Porter	3-3	86	15-34	441	6-17	353	5-9	556	3	6	9	23	7-0	1	6	1	4	41	13.7	
Wood	4-4	124	21-47	447	3-19	158	7-10	700	3	44	47	9	7-0	3	7	5	52	13.0		
Tate	4-4	94	19-37	514	6-16	375	7-9	778	4	14	18	8	14-0	4	7	1	5	11.8		
Martin	4-0	84	21-30	700	2-5	400	5-8	625	4	6	10	5	6-0	3	4	3	49	12.3		
Schroder	2-0	52	8-16	500	4-8	500	4-4	1,000	0	4	4	11	4-0	7	6	2	24	12.0		
Sengun	4-0	77	16-27	593	3-5	600	12-17	706	6	14	20	8	10-0	3	9	2	47	11.8		
Mathews	3-2	74	8-19	421	7-18	389	9-10	900	1	2	3	5	7-0	5	1	0	32	10.7		
Theis	1-1	29	4-9	444	1-5	200	0-0	---	2	3	5	1	5-0	1	1	1	9	9.0		
Christopher	4-0	62	13-22	591	3-8	375	2-4	500	3	7	10	8	3-0	2	4	1	31	7.8		
Gordon	3-2	88	8-22	364	2-13	154	5-7	714	2	6	8	5	6-0	3	4	3	23	7.7		
House	1-0	16	1-5	200	0-1	0.000	3-4	750	0	3	3	1	1-0	1	1	0	5	5.0		
Nix	2-0	21	0-4	0.000	0-2	0.000	4-4	1,000	1	2	3	5	2-0	1	0	0	4	2.0		
Augustin	2-0	20	0-4	0.000	0-3	0.000	0-0	---	1	0	1	1	0-0	0	2	0	0	0.0		
Fernando	1-0	3	0-0	---	0-0	---	0-0	---	0	0	0	0	1-0	0	0	0	0	0.0		
Brooks	1-0	7	0-2	0.000	0-0	0.000	0-0	---	0	1	1	0	0-0	0	1	0	0	0.0		
ROCKETS	4	960	159-331	480	51-153	333	73-99	737	31	131	162	99	81-0	36	69	20	442	110.5		

## 2021-22 Blazers vs. Rockets

PLAYER	G-GS	MIN	FIELD GOALS			3-POINT FG			FT-FTA	PCT	REBOUNDS			AST	PF-DQ	STL	TO	BLK	PTS	AVG
			FG-FGA	PCT	FG-FGA	PCT	OFF	DEF			TOT									
McCollum	2-2	76	17-41	415	5-13	385	4-5	800	1	10	11	10	6-0	2	1	0	43	21.5		
Lillard	1-1	38	6-16	375	4-9	444	4-5	800	0	6	6	7	1-0	0	2	1	20	20.0		
Nurkic	2-2	62	9-14	643	0-0	---	19-21	905	4	18	22	2	7-0	4	9	2	37	18.5		
Simons	2-1	54	14-26	538	7-15	467	0-0	---	2	3	5	7	6-0	1	7	0	35	17.5		
Eubanks	2-2	60	14-22	636	0-1	0.000	4-8	500	11	10	21	3	4-0	2	4	0	32	16.0		
Watford	3-2	75	18-27	667	0-2	0.000	4-7	571	7	10	17	14	8-0	5	8	0	40	13.3		
Little	1-0	28	6-10	600	1-4	250	0-1	0.000	1	13	14	2	3-0	2	1	1	13	13.0		
McLemore	3-0	69	12-26	462	8-20	400	6-7	857	0	5	5	1	6-0	2	3	1	38	12.7		
Johnson	2-2	54	9-22	409	4-10	400	2-2	1,000	3	2	5	1	6-0	2	8	2	24	12.0		
Powell	2-2	64	9-19	474	1-5	200	4-6	667	1	7	8	3	6-0	4	2	0	23	11.5		
Elleby	2-2	60	9-20	450	3-8	375	1-3	333	3	9	12	5	5-0	2	3	1	22	11.0		
Dunn	2-0	40	6-11	545	0-1	0.000	8-8	1,000	1	5	6	10	5-0	3	8	0	20	10.0		
Covington	2-2	61	6-17	353	5-14	357	2-2	1,000	2	7	9	1	6-0	3	1	4	19	9.5		
Nance	1-0	20	3-7	429	0-2	0.000	3-5	600	2	2	4	2	2-0	1	1	0	9	9.0		
Zeller	1-0	9	2-2	1,000	0-0	---	5-6	833	0	0	0	0	2-0	0	1	0	9	9.0		
Williams	2-2	57	7-25	280	1-11	091	2-2	1,000	2	4	6	10	4-0	1	3	2	17	8.5		
Brown	2-0	27	6-11	545	0-3	0.000	0-0	---	4	2	6	3	3-0	2	2	0	12	6.0		
Hughes	2-0	44	4-12	333	1-6	167	1-1	1,000	0	7	7	2	1-0	1	0	1	10	5.0		
Blevins	2-0	30	2-14	143	2-7	286	1-2	500	4	3	7	4	3-0	2	0	0	7	3.5		
Snell	2-0	21	1-4	250	1-4	250	0-0	---	1	2	3	1	7-0	0	0	0	3	1.5		
Smith	1-0	12	0-0	---	0-0	---	0-0	---	0	1	1	2	0-0	1	0	0	0	0.0		
TRAIL BLAZERS	4	960	160-346	462	43-135	319	70-91	769	49	126	175	90	91-0	40	69	15	433	108.3		

# Sacramento Kings



## SEASON SERIES

	2021-22	All-Time	Playoffs
<b>Overall</b>	<b>1-3</b>	<b>138-94</b>	<b>7-1</b>
<b>Home</b>	<b>1-1</b>	<b>83-33</b>	<b>4-0</b>
<b>Away</b>	<b>0-2</b>	<b>53-60</b>	<b>3-1</b>
<b>Neutral</b>	<b>0-0</b>	<b>1-2</b>	<b>0-0</b>

### Series Information

**Current Streak:** Lost 2  
**Current Home Streak:** Lost 2  
**Current Road Streak:** Won 1  
**Longest Winning Streak:** 11 (Nov. 1, 1996-Mar. 28, 1999)  
**Longest Losing Streak:** 9 (Nov. 28, 2000-Dec. 1, 2002)  
**Biggest Winning Margin:** 40 (133-93; Dec. 12, 1995)  
**Biggest Losing Margin:** 36 (113-77; Nov. 19, 2001)  
**Most Points Scored:** 151 (Mar. 12, 1970)  
**Most Points Allowed:** 165 (Mar. 12, 1970)  
**Fewest Points Scored:** 74 (2x: last Nov. 28, 2003)  
**Fewest Points Allowed:** 77 (Nov. 2, 1998)

### Season-by-Season Results

1967-68: 0-7    1973-74: 2-2    1999-00: 1-3    2015-16: 3-1  
 1968-69: 4-2    1974-75: 4-0    2000-01: 0-4    2016-17: 4-0  
 1969-70: 2-4    1985-86: 4-2    2001-02: 0-4    2017-18: 2-1  
 1970-71: 3-1    1986-87: 5-1    2002-03: 2-2    2018-19: 4-0  
 1971-72: 4-0    1987-88: 4-2    2003-04: 0-4    2019-20: 2-1  
 1975-76: 2-2    1988-89: 2-2    2004-05: 2-2    2020-21: 2-1  
 1976-77: 2-2    1989-90: 2-0    2005-06: 2-2    2021-22: 1-3  
 1977-78: 2-2    1990-91: 3-1    2006-07: 3-0  
 1978-79: 3-1    1991-92: 3-1    2007-08: 2-2  
 1979-80: 0-2    1992-93: 4-0    2008-09: 3-0  
 1980-81: 2-4    1993-94: 4-0    2009-10: 2-2  
 1981-82: 3-3    1994-95: 3-1    2010-11: 3-1  
 1982-83: 1-5    1995-96: 2-2    2011-12: 3-0  
 1983-84: 2-4    1996-97: 4-0    2012-13: 2-1  
 1984-85: 5-1    1997-98: 4-0    2013-14: 2-2  
 1972-73: 0-4    1998-99: 3-0    2014-15: 3-0

### 2021-22 Rockets vs. Kings Game-by-Game Results

DATE	GAME	FG-A	PCT	3FG-A	PCT	FT-A	PCT	OR-DR-REB	AST	PF	ST	TO	BS	PTS
1/14	HOUSTON	44-101	43%	13-43	30%	13-16	81%	13-37-50	25	19	7	17	4	114
12,857	@ Sacramento	48-96	50%	13-37	35%	17-24	70%	13-40-53	33	23	8	14	7	126
1/16	HOUSTON	41-76	53%	16-40	40%	20-24	83%	4-43-47	22	20	6	23	3	118
13,601	@ Sacramento	41-91	45%	12-38	31%	18-24	75%	7-30-37	26	24	16	12	2	112
3/30	@ HOUSTON	43-94	45%	13-42	31%	19-25	76%	12-39-51	23	34	7	18	4	118
13,365	Sacramento	44-95	46%	7-26	26%	26-36	72%	13-31-44	21	21	7	9	10	121
4/1	@ HOUSTON	41-97	42%	17-45	37%	18-26	69%	15-30-45	26	25	9	11	7	117
14,857	Sacramento	42-81	51%	12-28	42%	26-34	76%	8-39-47	29	19	6	13	11	122

### 2021-22 Rockets vs. Kings

PLAYER	G-GS	MIN	FIELD GOALS		3-POINT FG		FT-FTA	PCT	REBOUNDS			AST	PF-DQ	STL	TO	BLK	PTS	AVG
			FG-FGA	PCT	FG-FGA	PCT			OFF	DEF	TOT							
Wood	2-2	60	16-30	53%	7-14	50%	10-13	76%	1	21	22	3	7-0	4	5	2	49	24.5
Porter	4-4	144	35-69	50%	14-38	36%	12-14	85%	5	22	27	38	13-0	8	13	1	96	24.0
Green	4-4	138	31-77	40%	14-37	37%	15-16	93%	3	13	16	11	10-0	1	5	0	91	22.8
Gordon	2-2	61	12-20	60%	6-12	50%	1-1	1,000%	0	11	11	3	2-0	0	2	0	31	15.5
Fernando	2-0	41	12-17	70%	0-0	---	5-10	5,000%	4	13	17	3	6-0	1	5	4	29	14.5
Tate	4-4	109	20-36	55%	3-10	30%	6-8	75%	8	14	22	14	18-0	4	7	1	49	12.3
Augustin	1-0	12	3-4	75%	2-2	1,000%	3-4	75%	0	2	2	0	0-0	0	3	0	11	11.0
Mathews	4-2	106	12-26	46%	11-23	47%	7-7	1,000%	2	7	9	2	17-0	3	2	2	42	10.5
Sengun	2-0	29	6-10	60%	0-3	0%	3-5	60%	2	2	4	4	2-0	0	5	2	15	7.5
Martin	4-0	85	10-28	35%	2-10	20%	4-4	1,000%	5	15	20	1	5-0	1	4	3	26	6.5
Christopher	4-0	73	7-25	28%	0-9	0%	2-4	50%	7	4	11	10	6-0	7	9	0	16	4.0
Garuba	2-2	55	3-8	37%	0-1	0%	2-3	66%	5	16	21	3	4-0	0	1	2	8	4.0
Nix	2-0	32	2-11	18%	0-5	0%	0-2	0%	1	3	4	3	5-0	0	3	0	4	2.0
Brooks	1-0	12	0-5	0%	0-5	0%	0-0	---	0	5	5	1	1-0	0	0	0	0	0.0
Theis	1-0	6	0-2	0%	0-1	0%	0-0	---	1	1	2	0	2-0	0	1	1	0	0.0
ROCKETS	4	960	169-368	45%	59-170	34%	70-91	76%	44	149	193	96	98-0	29	69	18	467	116.8

### 2021-22 Kings vs. Rockets

PLAYER	G-GS	MIN	FIELD GOALS		3-POINT FG		FT-FTA	PCT	REBOUNDS			AST	PF-DQ	STL	TO	BLK	PTS	AVG
			FG-FGA	PCT	FG-FGA	PCT			OFF	DEF	TOT							
Bagley	1-1	33	12-20	60%	0-2	0%	2-2	1,000%	4	9	13	1	1-0	0	1	2	26	26.0
Hield	2-0	62	14-29	48%	9-19	47%	9-11	81%	1	10	11	3	5-0	5	3	0	46	23.0
Fox	2-2	61	17-30	56%	3-6	50%	4-9	44%	0	9	9	12	5-0	2	7	0	41	20.5
Lyles	2-2	63	9-21	42%	4-8	50%	16-19	84%	3	5	8	5	0-0	1	0	1	38	19.0
Barnes	4-4	141	21-41	51%	8-20	40%	16-19	84%	2	13	15	13	8-0	2	5	1	66	16.5
Davis	2-1	55	11-22	50%	0-14	35%	4-5	80%	1	5	6	6	7-0	6	2	1	31	15.5
Jones	3-2	79	17-29	58%	5-14	35%	9-12	75%	7	23	30	8	10-0	1	2	10	43	14.3
Mitchell	4-2	51	23-38	39%	3-16	18%	6-9	66%	4	11	15	27	8-0	6	13	4	55	13.8
DIVINCENZO	2-0	139	8-18	44%	5-10	50%	6-6	1,000%	3	14	17	11	6-0	5	3	27	13.5	
Metu	4-2	83	21-41	51%	4-13	30%	2-3	66%	1	24	25	1	11-0	3	5	2	48	12.0
Lamb	2-0	38	6-13	46%	0-3	0%	4-5	80%	3	4	7	2	2-0	1	0	0	16	8.0
Haliburton	1-1	31	3-8	37%	1-6	16%	2-2	1,000%	1	5	6	12	2-0	0	1	0	9	9.0
Jackson	2-0	30	5-10	50%	1-3	33%	5-10	50%	1	2	3	2	5-0	1	1	2	16	8.0
Harkless	1-0	19	2-4	50%	0-1	0%	1-2	50%	1	1	2	1	0-0	0	0	1	5	5.0
Hollmes	1-1	15	2-2	1,000%	0-0	---	0-0	---	0	0	0	0	3-0	1	1	0	4	4.0
Queta	1-0	5	1-3	33%	0-0	---	0-0	---	2	1	3	0	2-0	1	0	0	2	2.0
Holiday	2-2	24	1-7	14%	0-0	---	0-0	---	0	2	2	1	2-0	1	0	0	3	1.5
Len	4-0	32	2-7	28%	0-0	---	1-4	25%	7	2	9	4	10-0	2	2	3	5	1.3
KINGS	4	960	175-363	48%	44-129	34%	87-118	73%	41	140	181	109	87-0	37	48	30	481	120.3

# San Antonio Spurs



## SEASON SERIES

	2021-22	All-Time	Playoffs
Overall	1-3	92-115	12-10
Home	0-2	59-44	5-6
Away	1-1	33-71	7-4
Neutral	0-0	0-0	0-0

### Series Information

**Current Streak:** Lost 3  
**Current Home Streak:** Lost 3  
**Current Road Streak:** Lost 1  
**Longest Winning Streak:** 7 (Mar. 8, 1986-Mar. 12, 1987)  
**Longest Losing Streak:** 11 (Jan. 26, 1998-Feb. 3, 2001)  
**Biggest Winning Margin:** 34 (138-104; Jan. 20, 1984)  
**Biggest Losing Margin:** 38 (128-90; Jan. 15, 1982)  
**Most Points Scored:** 143 (Dec. 26, 1979)  
**Most Points Allowed:** 138 (Dec. 8, 1979)  
**Fewest Points Scored:** 67 (Dec. 11, 2003)  
**Fewest Points Allowed:** 67 (Jan. 15, 2005)

### Season-by-Season Results

1976-77: 2-2    1992-93: 4-1    2008-09: 2-2  
 1977-78: 1-3    1993-94: 2-3    2009-10: 2-2  
 1978-79: 3-1    1994-95: 1-5    2010-11: 1-3  
 1979-80: 3-3    1995-96: 1-3    2011-12: 2-2  
 1980-81: 3-3    1996-97: 3-1    2012-13: 1-3  
 1981-82: 3-3    1997-98: 2-2    2013-14: 4-0  
 1982-83: 1-5    1998-99: 0-3    2014-15: 1-3  
 1983-84: 2-4    1999-00: 0-4    2015-16: 1-3  
 1984-85: 4-2    2000-01: 1-3    2016-17: 1-3  
 1985-86: 5-1    2001-02: 0-4    2017-18: 3-1  
 1986-87: 5-1    2002-03: 1-3    2018-19: 3-1  
 1987-88: 2-4    2003-04: 0-4    2019-20: 1-2  
 1988-89: 6-0    2004-05: 2-2    2020-21: 2-2  
 1989-90: 2-2    2005-06: 0-4    2021-22: 1-3  
 1990-91: 2-3    2006-07: 2-2  
 1991-92: 3-2    2007-08: 2-2

### 2021-22 Rockets vs. Spurs Game-by-Game Results

DATE	GAME	FG-A	PCT	3FG-A	PCT	FT-A	PCT	OR-DR	REB	AST	PF	ST	TO	BS	PTS
1/12	HOUSTON	45-82	.549	16-36	.444	22-32	.688	4-44	48	23	24	5	14	7	128
11.314	@ San Antonio	43-99	.434	17-46	.370	21-27	.778	9-34	43	27	24	10	9	5	124
1/25	@ HOUSTON	39-95	.411	9-34	.265	17-25	.680	18-27	45	21	12	8	17	3	104
15.007	San Antonio	58-101	.574	12-32	.375	6-6	1.000	11-38	49	38	22	8	13	5	134
2/4	HOUSTON	36-83	.434	11-33	.333	23-29	.793	9-26	35	15	20	9	19	6	106
15.344	@ HOUSTON	51-89	.573	13-28	.464	16-20	.800	11-33	44	33	25	14	13	5	131
3/28	@ HOUSTON	38-92	.413	20-49	.408	24-28	.857	10-34	44	26	24	5	12	9	120
18.055	San Antonio	47-100	.470	7-29	.241	22-28	.786	17-39	56	28	20	11	13	5	123

### 2021-22 Rockets vs. Spurs

PLAYER	G-GS	MIN	FIELD GOALS			3-POINT FG			FT-FTA	PCT	REBOUNDS			AST	PF-DQ	STL	TO	BLK	PTS	AVG
			FG-FGA	PCT	3FG-FGA	PCT	OFF	DEF			TOT									
Wood	3-3	87	20-38	.526	5-11	.455	6-14	.429	6	23	29	2	7-0	2	8	3	51	17.0		
Porter	4-4	103	22-49	.449	9-22	.409	12-15	.800	2	19	21	19	8-0	2	9	1	65	16.3		
Green	4-4	125	20-63	.317	9-33	.273	14-15	.933	2	16	18	10	9-0	1	7	1	63	15.8		
Gordon	3-3	78	14-24	.583	9-13	.692	10-13	.769	4	5	9	6	2-0	1	5	0	47	15.7		
Christopher	4-0	100	22-37	.595	4-10	.400	14-15	.933	4	12	16	14	8-0	6	6	3	62	15.5		
Sengun	3-1	81	15-38	.395	3-11	.273	11-13	.846	8	6	14	5	8-0	3	9	8	44	14.7		
Tate	4-4	101	19-34	.559	3-7	.429	7-10	.700	8	15	23	14	12-0	5	6	4	48	12.0		
Augustin	1-0	20	3-7	.429	3-6	.500	0-0	---	0	3	3	3	1-0	0	0	0	9	9.0		
Martin	4-0	103	13-24	.542	4-10	.400	4-7	.571	4	17	21	5	10-0	3	2	3	34	8.5		
Theis	1-0	16	3-4	.750	1-2	.500	1-2	.500	0	2	2	1	2-0	0	0	0	8	8.0		
Nix	1-0	14	2-3	.667	2-2	1.000	1-4	.250	1	2	3	1	3-0	2	3	0	7	7.0		
Garuba	1-0	14	1-2	.500	1-2	.500	2-2	1.000	1	2	3	1	3-0	0	0	0	5	5.0		
Mathews	4-1	83	3-22	.136	2-17	.118	2-2	1.000	0	8	8	4	6-0	1	1	1	10	2.5		
Nwaba	1-0	8	0-0	---	0-0	---	2-2	1.000	0	1	1	0	0-0	0	1	0	2	2.0		
Brooks	2-0	27	1-7	.143	1-6	.167	0-0	---	1	0	1	0	1-0	1	1	1	3	1.5		
ROCKETS	4	960	158-352	.449	56-152	.368	86-114	.754	41	131	172	85	80-0	27	62	25	458	114.5		

### 2021-22 Spurs vs. Rockets

PLAYER	G-GS	MIN	FIELD GOALS			3-POINT FG			FT-FTA	PCT	REBOUNDS			AST	PF-DQ	STL	TO	BLK	PTS	AVG
			FG-FGA	PCT	3FG-FGA	PCT	OFF	DEF			TOT									
Murray	4-4	134	40-75	.533	8-23	.348	15-21	.714	4	25	29	43	14-0	11	5	2	103	25.8		
Forbes	1-0	32	7-15	.467	6-11	.545	1-1	1.000	0	2	2	1	2-0	2	0	0	21	21.0		
K. Johnson	4-3	122	32-57	.561	8-21	.381	11-12	.917	7	18	25	7	10-0	6	5	0	83	20.8		
Poeltl	4-4	112	30-43	.698	0-0	---	9-13	.692	12	26	38	9	13-1	5	5	9	69	17.3		
McDermott	2-2	44	13-19	.684	8-11	.727	0-0	---	2	3	5	3	3-0	0	3	1	34	17.0		
Richardson	1-0	33	5-11	.455	3-8	.375	2-2	1.000	1	5	6	5	3-0	0	2	0	15	15.0		
Eubanks	1-0	15	6-9	.667	0-0	---	1-1	1.000	5	4	9	2	3-0	0	2	1	13	13.0		
Young	1-0	12	6-8	.750	0-2	.000	0-0	---	1	2	3	1	2-0	1	1	0	12	12.0		
Collins	2-0	35	10-17	.588	1-3	.333	2-4	.500	8	7	15	6	4-0	3	3	0	23	11.5		
Vassell	4-1	112	11-37	.297	5-16	.313	10-11	.909	3	17	20	9	10-0	3	2	3	37	9.3		
Jones	3-0	51	11-15	.733	1-3	.333	3-4	.750	0	3	3	8	4-0	3	3	1	26	8.7		
White	2-2	52	5-14	.357	1-7	.143	6-6	1.000	0	5	5	13	3-0	0	2	1	17	8.5		
Bates-Diop	2-1	38	6-10	.600	3-4	.750	0-0	---	1	9	10	2	2-0	2	0	1	15	7.5		
Walker	2-1	46	5-21	.238	1-9	.111	4-4	1.000	0	4	4	5	5-0	2	3	0	15	7.5		
Primo	3-2	72	8-22	.364	1-6	.167	1-2	.500	1	3	4	10	4-0	4	5	0	18	6.0		
Landale	3-0	37	3-13	.231	3-10	.300	0-0	---	3	7	10	2	1-0	1	5	1	9	3.0		
Cacok	1-0	3	1-2	.500	0-0	---	0-0	---	0	1	1	0	0-0	0	0	0	2	2.0		
Hernangomez	2-0	12	0-1	.000	0-1	.000	0-0	---	0	3	3	0	0-0	0	0	0	0	0.0		
SPURS	4	960	199-389	.512	49-135	.363	65-81	.802	48	144	192	126	91-1	43	48	20	512	128.0		

# Toronto Raptors



## SEASON SERIES

	2021-22	All-Time	Playoffs
<b>Overall</b>	<b>0-2</b>	<b>27-23</b>	<b>0-0</b>
<b>Home</b>	<b>0-1</b>	<b>19-6</b>	<b>0-0</b>
<b>Away</b>	<b>0-1</b>	<b>8-17</b>	<b>0-0</b>
<b>Neutral</b>	<b>0-0</b>	<b>0-0</b>	<b>0-0</b>

### Series Information

**Current Streak:** Lost 2  
**Current Home Streak:** Lost 1  
**Current Road Streak:** Lost 2  
**Longest Winning Streak:** 4 (Feb. 20, 1997-Mar. 25, 1999)  
**Longest Losing Streak:** 3 (Dec. 21, 2005-Feb. 28, 2007)  
**Biggest Winning Margin:** 30 (127-97; Nov. 20, 1997)  
**Biggest Losing Margin:** 21 (94-73; Jan. 2, 2009)  
**Most Points Scored:** 129 (Jan. 8, 2017)  
**Most Points Allowed:** 139 (Feb. 10, 2022)  
**Fewest Points Scored:** 73 (Jan. 2, 2009)  
**Fewest Points Allowed:** 76 (2x; last Feb. 21, 2015)

### Season-by-Season Results

1995-96: 2-0    2011-12: 1-1  
 1996-97: 1-1    2012-13: 1-1  
 1997-98: 2-0    2013-14: 1-1  
 1998-99: 1-0    2014-15: 1-1  
 1999-00: 0-2    2015-16: 2-0  
 2000-01: 2-0    2016-17: 1-1  
 2001-02: 1-1    2017-18: 0-2  
 2002-03: 2-0    2018-19: 2-0  
 2003-04: 1-1    2019-20: 1-0  
 2004-05: 1-1    2020-21: 1-1  
 2005-06: 0-2    2021-22: 0-2  
 2006-07: 1-1  
 2007-08: 1-1  
 2008-09: 1-1  
 2009-10: 1-1  
 2010-11: 1-1

### 2021-22 Rockets vs. Raptors Game-by-Game Results

DATE	GAME	FG-A	PCT	3FG-A	PCT	FT-A	PCT	OR-DR-REB	AST	PF	ST	TO	BS	PTS
2/10	@ HOUSTON	43-82	.524	16-38	.421	18-30	.600	13-28-41	25	20	5	21	4	120
16,129	Toronto	53-97	.546	15-39	.385	18-22	.818	14-23-37	25	28	12	12	3	139
4/8	HOUSTON	43-81	.531	10-29	.345	19-24	.792	7-34-41	24	19	6	19	3	115
19,800	@ Toronto	44-96	.458	7-29	.241	22-23	.957	13-28-41	20	18	13	10	4	117

### 2021-22 Rockets vs. Raptors

PLAYER	G-GS	MIN	FIELD GOALS			3-POINT FG			REBOUNDS			AST	PF-DQ	STL	TO	BLK	PTS	AVG
			FG-FGA	PCT	FG-FGA	PCT	FT-FTA	PCT	OFF	DEF	TOT							
Porter	2-2	75	23-39	.590	10-18	.556	9-10	.900	1	12	13	12	3-0	3	5	0	65	32.5
Wood	1-1	32	6-12	.500	1-6	.167	4-6	.667	3	8	11	6	3-0	0	2	2	17	17.0
Mathews	2-2	57	7-12	.583	5-10	.500	9-14	.643	1	10	11	2	3-0	1	3	1	28	14.0
Christopher	2-0	45	11-18	.611	4-9	.444	0-0	---	0	7	7	4	4-0	1	4	0	26	13.0
Green	2-2	72	10-23	.435	3-9	.333	3-7	.429	1	6	7	4	2-0	1	8	0	26	13.0
Tate	2-2	66	10-21	.476	1-5	.200	3-5	.600	5	6	11	9	8-0	1	5	1	24	12.0
Sengun	2-1	53	7-15	.467	0-2	.000	3-5	.600	2	4	6	7	7-0	1	3	1	17	8.5
Martin	2-0	44	7-15	.467	1-5	.200	1-1	1.000	3	5	8	2	3-0	1	5	1	16	8.0
Nwaba	1-0	7	2-5	.400	0-2	.000	3-4	.750	2	1	3	0	2-0	0	1	0	7	7.0
Garuba	1-0	15	2-2	1.000	1-1	1.000	0-0	---	1	2	3	2	3-0	2	0	1	5	5.0
Nix	1-0	13	1-1	1.000	0-0	---	2-2	1.000	1	1	2	1	1-0	0	3	0	4	4.0
ROCKETS	2	480	86-163	.528	26-67	.388	37-54	.685	20	62	82	49	39-0	11	40	7	235	117.5

### 2021-22 Raptors vs. Rockets

PLAYER	G-GS	MIN	FIELD GOALS			3-POINT FG			REBOUNDS			AST	PF-DQ	STL	TO	BLK	PTS	AVG
			FG-FGA	PCT	FG-FGA	PCT	FT-FTA	PCT	OFF	DEF	TOT							
Trent	2-2	75	24-47	.511	11-21	.524	9-10	.900	1	1	2	4	4-0	7	2	0	68	34.0
Siakam	2-0	71	25-43	.581	1-6	.167	8-11	.727	3	12	15	11	11-3	3	4	1	59	29.5
Young	1-0	24	6-8	.750	0-2	.000	2-2	1.000	1	3	4	3	3-0	1	0	14	14.0	
Anunoby	1-1	35	5-13	.385	3-8	.375	0-0	---	2	2	4	2	3-0	1	2	0	13	13.0
Barnes	2-2	67	11-22	.500	1-7	.143	2-2	1.000	4	7	11	8	3-0	2	3	0	25	12.5
Boucher	2-0	43	5-13	.385	1-5	.200	11-12	.917	6	4	10	1	4-0	1	0	1	22	11.0
Barton	1-0	20	5-8	.625	0-3	.000	0-0	---	1	3	4	3	3-0	1	1	0	10	10.0
Achiuwa	2-1	26	4-8	.500	1-3	.333	5-5	1.000	1	4	5	2	4-0	0	4	2	14	7.0
Birch	2-1	44	5-9	.556	0-1	.000	0-0	---	6	2	8	3	4-0	4	1	2	10	5.0
Flynn	2-0	32	4-11	.364	2-4	.500	0-0	---	1	5	6	5	4-0	2	1	0	10	5.0
Champagnie	1-0	7	1-2	.500	1-2	.500	0-0	---	0	2	2	0	0-0	1	1	0	3	3.0
Watanabe	2-0	18	2-5	.400	1-3	.333	1-1	1.000	0	3	3	0	1-0	2	0	1	6	3.0
Brooks	1-1	15	0-3	.000	0-3	.000	2-2	1.000	1	3	4	3	2-0	0	0	2	2.0	
Mikhailuk	1-0	1	0-1	.000	0-0	---	0-0	---	0	0	0	0	0-0	0	0	0	0	0.0
RAPTORS	2	480	97-193	.503	22-68	.324	40-45	.889	27	51	78	45	46-1	25	22	7	256	128.0



SEASON SERIES			
	2021-22	All-Time	Playoffs
<b>Overall</b>	<b>1-3</b>	<b>99-112</b>	<b>22-22</b>
<b>Home</b>	<b>0-2</b>	<b>62-43</b>	<b>14-9</b>
<b>Away</b>	<b>1-1</b>	<b>37-68</b>	<b>8-13</b>
<b>Neutral</b>	<b>0-0</b>	<b>0-1</b>	<b>0-0</b>

### Series Information

**Current Streak:** Lost 2  
**Current Home Streak:** Lost 4  
**Current Road Streak:** Lost 1  
**Longest Winning Streak:** 8 (Feb. 23, 1981-Apr. 16, 1982)  
**Longest Losing Streak:** 12 (Jan. 25, 1997-Mar. 9, 2000)  
**Biggest Winning Margin:** 45 (125-80; Jan. 28, 2013)  
**Biggest Losing Margin:** 37 (117-80; Mar. 7, 1989)  
**Most Points Scored:** 137 (Nov. 5, 2017)  
**Most Points Allowed:** 138 (Dec. 15, 1983)  
**Fewest Points Scored:** 69 (Apr. 10, 2004)  
**Fewest Points Allowed:** 63 (Jan. 3, 2004)

### Season-by-Season Results

1974-75: 5-3    1988-89: 2-4    2002-03: 1-3    2016-17: 1-2  
 1975-76: 2-4    1989-90: 3-2    2003-04: 2-2    2017-18: 4-0  
 1976-77: 2-2    1990-91: 2-2    2004-05: 2-2    2018-19: 2-2  
 1977-78: 1-3    1991-92: 1-4    2005-06: 1-2    2019-20: 2-1  
 1978-79: 4-0    1992-93: 4-1    2006-07: 1-3    2020-21: 0-3  
 1979-80: 2-0    1993-94: 3-3    2007-08: 1-2    2021-22: 1-3  
 1980-81: 4-2    1994-95: 2-3    2008-09: 2-2  
 1981-82: 6-0    1995-96: 2-2    2009-10: 2-2  
 1982-83: 0-6    1996-97: 2-2    2010-11: 2-1  
 1983-84: 1-5    1997-98: 0-4    2011-12: 1-2  
 1984-85: 3-3    1998-99: 0-3    2012-13: 3-1  
 1985-86: 3-3    1999-00: 1-3    2013-14: 2-1  
 1986-87: 3-3    2000-01: 1-3    2014-15: 3-1  
 1987-88: 3-3    2001-02: 2-2    2015-16: 2-2

### 2021-22 Rockets vs. Jazz Game-by-Game Results

DATE	GAME	FG-A	PCT	3FG-A	PCT	FT-A	PCT	OR-DR-REB	AST	PF	ST	TO	BS	PTS
10/28	@ HOUSTON	31-95	.326	9-44	.205	20-23	.870	13-28-44	15	24	8	11	3	91
15,858	Utah	41-85	.482	16-46	.348	24-30	.800	10-48-58	24	23	8	20	4	122
1/19	HOUSTON	41-96	.427	22-45	.489	12-17	.706	12-32-44	24	18	4	9	3	116
18,306	@ Utah	42-89	.472	10-38	.263	17-20	.850	11-38-49	26	16	7	9	5	111
2/14	HOUSTON	35-83	.422	12-37	.324	19-28	.679	10-23-33	23	20	5	12	4	101
18,306	@ Utah	49-89	.551	18-40	.450	19-22	.864	13-40-53	34	22	6	13	5	135
3/2	@ HOUSTON	43-86	.500	21-61	.412	20-30	.667	5-29-34	27	25	12	17	3	127
13,583	Utah	50-91	.549	15-42	.357	17-24	.708	11-38-49	32	24	12	19	2	132

### 2021-22 Rockets vs. Jazz

PLAYER	G-GS	MIN	FIELD GOALS			3-POINT FG			FT-FTA	PCT	REBOUNDS			AST	PF-DQ	STL	TO	BLK	PTS	AVG
			FG-FGA	PCT	3FG-FGA	PCT	OFF	DEF			TOT									
Wood	4-4	130	24-47	.511	11-21	.524	6-12	.500	9	32	41	14	7-0	6	6	4	65	16.3		
Green	4-4	127	21-54	.389	8-27	.296	10-14	.714	1	10	11	9	5-0	4	9	3	60	15.0		
Mathews	3-1	96	10-25	.400	8-21	.381	16-18	.889	2	10	12	2	9-0	2	1	1	44	14.7		
Gordon	3-2	88	12-26	.462	7-13	.538	7-7	1.000	2	7	9	5	3-0	0	2	1	38	12.7		
Tate	4-4	74	19-47	.404	7-24	.292	3-4	.750	6	7	13	5	13-0	0	6	0	48	12.0		
Porter	4-4	119	15-38	.395	7-20	.350	7-16	.438	3	7	10	30	12-1	4	7	1	44	11.0		
Martin	4-0	97	17-32	.531	6-14	.429	3-2	1.000	3	13	16	6	5-0	1	3	2	42	10.5		
Sengun	4-0	74	10-30	.333	2-8	.250	13-17	.765	5	9	14	5	14-1	6	6	1	35	8.8		
Theis	1-1	20	2-7	.286	0-4	.000	3-3	1.000	1	2	3	0	3-0	0	0	0	7	7.0		
Augustin	1-0	14	2-4	.500	2-3	.667	0-0	---	0	1	1	0	3-0	0	1	0	6	6.0		
Brooks	2-0	28	4-11	.364	4-10	.400	0-1	.000	2	3	5	0	5-0	0	0	0	12	6.0		
Nwaba	3-0	28	6-8	.750	2-3	.667	2-2	1.000	0	2	2	0	4-0	3	1	0	16	5.3		
Schroder	1-0	18	2-6	.333	0-1	.000	0-0	---	1	2	3	5	2-0	1	1	0	4	4.0		
Christopher	4-0	57	6-21	.286	0-6	.000	2-2	1.000	3	5	8	5	0-0	1	2	0	14	3.5		
Fernando	1-0	4	0-2	.000	0-0	---	0-0	---	1	0	1	0	0-0	0	1	0	0	0.0		
Garuba	1-0	10	0-2	.000	0-0	.000	0-0	---	1	3	4	3	2-0	0	1	1	0	0.0		
ROCKETS	4	985	150-360	.417	64-177	.362	71-98	.724	40	113	153	89	87-2	28	49	14	435	108.8		

### 2021-22 Jazz vs. Rockets

PLAYER	G-GS	MIN	FIELD GOALS			3-POINT FG			FT-FTA	PCT	REBOUNDS			AST	PF-DQ	STL	TO	BLK	PTS	AVG
			FG-FGA	PCT	3FG-FGA	PCT	OFF	DEF			TOT									
Mitchell	3-3	96	27-54	.500	11-28	.393	17-22	.773	1	10	11	23	8-0	5	9	0	82	27.3		
Bogdanovic	4-4	125	31-67	.463	13-35	.371	13-13	1.000	5	14	19	5	9-0	1	8	0	88	22.0		
Gobert	4-4	125	33-42	.786	0-0	---	14-19	.737	11	36	47	8	11-0	3	6	6	80	20.0		
Clarkson	4-0	104	23-49	.469	9-26	.346	10-11	.909	4	10	14	13	4-0	4	7	1	65	16.3		
Paschall	2-0	36	8-12	.667	4-6	.667	5-8	.625	3	4	7	4	4-0	1	1	0	25	12.5		
Ingle	2-1	57	9-20	.450	6-16	.375	0-0	---	0	10	10	8	5-0	1	1	0	24	12.0		
Conley	4-4	115	12-37	.324	7-25	.280	9-12	.750	2	10	12	26	9-0	11	3	4	40	10.0		
Whiteside	3-0	49	11-17	.647	0-0	---	3-4	.750	9	15	24	0	11-0	1	1	4	25	8.3		
O'Neal	4-4	124	10-20	.500	4-13	.308	2-2	1.000	7	30	37	11	10-0	5	5	0	26	6.5		
Azubuike	2-0	20	5-6	.833	0-0	---	2-2	1.000	1	6	7	0	3-0	0	3	2	12	6.0		
House	3-0	45	7-11	.636	3-6	.500	0-0	---	1	5	6	6	3-0	0	1	0	17	5.7		
Gay	1-0	13	1-7	.143	0-4	.000	1-1	1.000	0	2	2	1	0-0	1	1	0	3	3.0		
Hernangomez	1-0	4	1	1.000	1-1	1.000	0-0	---	0	0	0	0	1-0	0	1	0	3	3.0		
Butler	2-0	18	1-3	.333	1-3	.333	1-2	.500	0	4	4	7	4-0	0	2	2	4	2.0		
Forrest	4-0	43	3-7	.429	0-1	.000	0-0	---	1	5	6	4	3-0	0	4	0	6	1.5		
Alexander-Walker	1-0	4	0	0.000	0-1	.000	0-0	---	0	1	1	0	0-0	0	0	0	0	0.0		
Fitts	1-0	3	0	---	0-0	---	0-0	---	0	1	1	0	0-0	0	0	0	0	0.0		
Hughes	1-0	5	0-1	.000	0-0	.000	0-0	---	0	1	1	0	0-0	0	0	0	0	0.0		
JAZZ	4	985	182-355	.513	59-166	.355	77-96	.802	45	164	209	116	85-0	33	60	16	500	125.0		

# Washington Wizards



## SEASON SERIES

	2021-22	All-Time	Playoffs
<b>Overall</b>	<b>2-0</b>	<b>75-81</b>	<b>4-2</b>
<b>Home</b>	<b>1-0</b>	<b>45-30</b>	<b>2-1</b>
<b>Away</b>	<b>1-0</b>	<b>28-47</b>	<b>2-1</b>
<b>Neutral</b>	<b>0-0</b>	<b>2-4</b>	<b>0-0</b>

### Series Information

**Current Streak:** Won 2  
**Current Home Streak:** Won 5  
**Current Road Streak:** Won 1  
**Longest Winning Streak:** 7 (Jan. 3, 2006-Nov. 21, 2008)  
**Longest Losing Streak:** 12 (Jan. 8, 1969-Jan. 23, 1971)  
**Biggest Winning Margin:** 30 (123-93; Feb. 15, 2005)  
**Biggest Losing Margin:** 42 (156-114; Mar. 1, 1968)  
**Most Points Scored:** 159 (Oct. 30, 2019)  
**Most Points Allowed:** 158 (Oct. 30, 2019)  
**Fewest Points Scored:** 82 (Dec. 6, 2001)  
**Fewest Points Allowed:** 69 (2x: last Feb. 26, 2008)

### Season-by-Season Results

1967-68: 0-7    1983-84: 0-2    2000-01: 2-0    2016-17: 2-0  
 1968-69: 1-5    1984-85: 0-2    2001-02: 1-1    2017-18: 1-1  
 1969-70: 0-6    1985-86: 2-0    2002-03: 1-1    2018-19: 1-1  
 1970-71: 1-4    1986-87: 1-1    2003-04: 2-0    2019-20: 1-0  
 1971-72: 2-3    1987-88: 2-0    2004-05: 1-1    2020-21: 1-1  
 1972-73: 2-5    1988-89: 0-2    2005-06: 2-0    2021-22: 2-0  
 1973-74: 3-4    1989-90: 1-1    2006-07: 2-0  
 1974-75: 2-5    1990-91: 1-1    2007-08: 2-0  
 1975-76: 3-4    1991-92: 2-0    2008-09: 1-1  
 1976-77: 3-1    1992-93: 1-1    2009-10: 2-0  
 1977-78: 1-3    1993-94: 1-1    2010-11: 1-1  
 1978-79: 2-2    1994-95: 2-0    2011-12: 2-0  
 1979-80: 2-4    1995-96: 1-1    2012-13: 2-0  
 1980-81: 0-2    1996-97: 2-0    2013-14: 2-0  
 1981-82: 2-0    1997-98: 1-1    2014-15: 1-1  
 1982-83: 1-1    1999-00: 1-1    2015-16: 1-1

### 2021-22 Rockets vs. Wizards Game-by-Game Results

DATE	GAME	FG-A	PCT	3FG-A	PCT	FT-A	PCT	OR-DR-REB	AST	PF	ST	TO	BS	PTS
1/5	HOUSTON	40-85	.471	9-26	.346	25-32	.781	10-38-48	15	24	10	21	2	114
13,014	@ Washington	40-91	.440	10-39	.256	21-26	.808	9-32-41	18	27	9	15	6	111
3/21	@ HOUSTON	42-85	.494	20-39	.513	11-13	.846	6-38-44	30	22	5	13	8	115
13,836	Washington	35-85	.412	6-29	.207	21-24	.875	10-37-47	24	15	7	11	6	97

### 2021-22 Rockets vs. Wizards

PLAYER	G-GS	MIN	FIELD GOALS			3-POINT FG			FT-FTA	PCT	REBOUNDS			AST	PF-DQ	STL	TO	BLK	PTS	AVG
			FG-FGA	PCT	3FG-FGA	PCT	OFF	DEF			TOT									
Wood	2-2	70	22-30	.733	8-11	.727	9-9	1.000	3	18	21	3	5-0	4	3	1	61	30.5		
Green	2-2	65	15-31	.484	5-14	.357	4-6	.667	0	12	12	6	3-0	1	1	1	39	19.5		
Gordon	2-2	57	12-19	.632	8-12	.667	2-3	.667	0	2	2	4	3-0	1	4	0	34	17.0		
Porter	2-2	71	8-26	.308	2-7	.286	2-6	.333	1	9	10	12	6-0	4	5	1	20	10.0		
Tate	2-2	52	7-21	.333	0-5	.000	6-7	.857	6	12	18	6	9-0	0	5	1	20	10.0		
Schroder	1-0	23	2-5	.400	0-1	.000	4-4	1.000	0	4	4	5	4-0	1	3	0	8	8.0		
Martin	2-0	38	5-11	.455	1-2	.500	5-6	.833	2	4	6	2	6-1	1	3	1	16	8.0		
Sengun	1-0	25	2-7	.286	1-2	.500	2-2	1.000	2	5	7	3	1-0	1	3	2	7	7.0		
Mathews	2-0	48	3-10	.300	3-9	.333	2-2	1.000	0	4	4	1	6-0	1	2	2	11	5.5		
Nwaba	1-0	11	2-5	.400	1-1	1.000	0-0	---	1	3	4	1	2-0	1	1	1	5	5.0		
Christopher	2-0	21	4-5	.800	0-1	.000	0-0	---	1	3	4	2	1-0	0	2	0	8	4.0		
ROCKETS	2	480	82-170	.482	29-65	.446	36-45	.800	16	76	92	45	46-1	15	34	10	229	114.5		

### 2021-22 Wizards vs. Rockets

PLAYER	G-GS	MIN	FIELD GOALS			3-POINT FG			FT-FTA	PCT	REBOUNDS			AST	PF-DQ	STL	TO	BLK	PTS	AVG
			FG-FGA	PCT	3FG-FGA	PCT	OFF	DEF			TOT									
Beal	1-1	30	9-25	.360	3-8	.375	6-6	1.000	1	4	5	5	6-1	1	3	1	27	27.0		
Kuzma	1-1	44	9-20	.450	0-8	.000	6-8	.750	2	7	9	2	5-0	1	4	1	24	24.0		
Porzingis	1-1	32	7-18	.389	0-3	.000	8-8	1.000	4	9	13	4	1-0	1	5	22	22.0			
Caldwell-Pope	2-2	72	16-28	.571	5-14	.357	2-2	1.000	1	6	7	3	6-0	3	2	2	39	19.5		
Hachimura	1-1	30	7-13	.538	2-5	.400	0-0	---	3	5	8	2	2-0	0	2	0	16	16.0		
Kispert	2-1	64	7-15	.467	4-12	.333	2-2	1.000	2	1	3	3	3-0	1	3	1	20	10.0		
Neto	2-1	57	7-15	.467	0-2	.000	6-7	.857	1	5	6	14	5-0	2	2	0	20	10.0		
Avdija	2-1	58	4-20	.200	1-10	.100	6-8	.750	2	15	17	5	3-0	2	1	1	15	7.5		
Gafford	2-1	33	5-7	.714	0-0	---	3-5	.600	3	10	13	1	6-0	2	1	1	13	6.5		
Smith	1-0	17	2-7	.286	0-2	.500	0-0	---	0	0	0	1	1-0	1	2	0	5	5.0		
Gill	1-0	8	1-2	.500	0-0	---	2-2	1.000	0	0	0	0	0-0	0	0	0	4	4.0		
Satoransky	1-0	24	1-4	.250	0-2	.000	1-2	.500	0	4	4	1	2-0	0	3	0	3	3.0		
Bertans	1-0	9	0-2	.000	0-2	.000	0-0	---	0	3	3	1	0-0	2	2	0	0	0.0		
Sword	1-0	2	0-0	---	0-0	---	0-0	---	0	0	0	0	2-0	0	0	0	0	0.0		
WIZARDS	2	480	75-176	.426	16-68	.235	42-50	.840	19	69	88	42	42-1	16	26	12	208	104.0		

## **NBA G League**

Olympic Tower, 645 5th Avenue; New York, NY 10022  
Media Relations: Joanna Shapiro (jshapiro@nba.com);  
Sam Hoffman (shoffman@nba.com)

## **Austin Spurs**

1717 Scottsdale Drive, Suite 155, Cedar Park, TX 78641  
Arena: H-E-B Center at Cedar Park  
Tel: (512) 236-8333  
Media Relations Contact: Amanda Janczak (ajanczak@spurs.com)  
NBA Affiliation: San Antonio

## **Birmingham Squadron**

950 22nd Street N, Suite 925, Birmingham, AL 35203  
Arena: Legacy Arena  
Tel: (256) 708-0281  
Media Relations Contact: Dawson Boyd (Dawson.Boyd@pelicans.com)  
NBA Affiliation: New Orleans

## **Capital City Go-Go**

1100 Oak Drive SE, Washington, DC 20032  
Arena: Ent. & Sports Arena in Congress Hts.  
Tel: (202) 318-5278  
Media Relations Contact: Matt Quinn (mquinn@monumentalsports.com)  
NBA Affiliation: Washington

## **Cleveland Charge**

1 Center Court, Cleveland, OH, 44115  
Arena: Cleveland State University Wolstein Center  
Tel: (216) 420-2730  
Media Relations Contact: Sean Wyatt (SWyatt@cavs.com)  
NBA Affiliation: Cleveland

## **College Park Skyhawks**

101 Marietta Street NW, Suite 1100, Atlanta, GA 30303  
Arena: Gateway Center Arena at College Park  
Tel: (404) 878-3800  
Media Relations Contact: Jerome Schwich (Jerome.swich@cpskyhawks.com)  
NBA Affiliation: Atlanta

## **Delaware Blue Coats**

401 Garasches Lane, Wilmington, DE 19801  
Arena: Chase Fieldhouse  
Tel: (302) 504-7587  
Media Relations Contact: Alex Yoh (alexboh@76ers.com and BlueCoatsPR@76ers.com)  
NBA Affiliation: Philadelphia

## **Fort Wayne Mad Ants**

347 West Berry Street, Suite, 200A, Fort Wayne, IN 46802  
Arena: Allen County War Memorial Coliseum  
Tel: (260) 702-9561  
Media Relations Contact: Dan Vance (dvance@ftwaynemadants.com)  
NBA Affiliation: Indiana

## **NBA G League Ignite**

200 S Green Valley Parkway, Henderson, NV 89012  
Arena: The Dollar Loan Center  
Media Relations Contact: Mara Rudolph (mrudolph@nba.com)  
NBA Affiliation: None

## **Grand Rapids Gold**

130 Fulton Street W, Grand Rapids, MI 49503  
Arena: Van Andel Arena  
Tel: (616) 350-4881  
Media Relations Contact: Shanee Marvin (smarvin@nbgrandrapids.com) and Brittney Whitefield (bwhitefield@nbgrandrapids.com)  
NBA Affiliation: Denver

## **Greensboro Swarm**

2411 B West Gate City Boulevard, Greensboro, NC 27403  
Arena: Fieldhouse at the Greensboro Coliseum Complex  
Tel: (336) 907-3608  
Media Relations Contact: Kaila Lewis (Klewis@goswarm.com)  
NBA Affiliation: Charlotte

## **Iowa Wolves**

730 3rd Street, Des Moines, IA 50309  
Arena: Wells Fargo Arena  
Tel: (515) 564-8550  
Media Relations Contact: John Meyer (john.meyer@iawolves.com)  
NBA Affiliation: Minnesota

## **Lakeland Magic**

701 W Lime Street, Lakeland, FL 33815  
Arena: RP Funding Center  
Tel: (863) 825-3258  
Media Relations Contact: Owen Fasolas (ofasolas@lakelandmagic.com)  
NBA Affiliation: Orlando

## **Long Island Nets**

1255 Hempstead Turnpike, Uniondale, New York 11553  
Arena: Nassau Coliseum  
Tel: (516) 654-8199  
Media Relations Contact: Patricia Douglas (pdouglas@bseglobal.net)  
NBA Affiliation: Brooklyn

## **Maine Celtics**

550 Forest Avenue, Portland, ME 04012  
Arena: Portland Exposition Building  
Tel: (207) 210-6655  
Media Relations Contact: Evans Boston (EBoston@maineceltics.com)  
NBA Affiliation: Boston

## **Memphis Hustle**

191 Beale Street, Memphis, TN 38103  
Arena: Landers Center  
Tel: (901) 205-1234  
Media Relations Contact: Corey Moore (Cmoore@grizzlies.com)  
NBA Affiliation: Memphis

## **Mexico City Capitanes**

Av. de las Granjas 800, Santa Barbara, Azcapotzalco, 02230, Mexico City, Mexico  
Arena: Arena Ciudad de México  
Tel: +52 55 6414 6100  
Media Relations Contact: Adriana Barrón (abarron@capitanes.mx)  
NBA Affiliation: None

## **Motor City Cruise**

1290 West Warren Avenue, Detroit, MI 48201  
Arena: Wayne State Fieldhouse  
Tel: (417) 331-0002  
Media Relations Contact: Kevin Grigg (KGrigg@pistons.com)  
NBA Affiliation: Detroit

## **Oklahoma City Blue**

208 Thunder Drive, Oklahoma City, OK 73102  
Arena: Paycom Center  
Tel: (405) 208-4800  
Media Relations Contact: Heather Ward (Hward@okcthunder.com)  
NBA Affiliation: Oklahoma City

## **Ontario Clippers**

9680 Haven Avenue #120, Rancho Cucamonga, CA 91730

Arena: Toyota Arena

Tel: (909) 406-9090

Media Relations Contact: Cooper Dzierzanowski

(cdzierzanowski@clippers.com)

NBA Affiliation: LA Clippers

## **Raptors 905**

5600 Rose Cherry Place, Mississauga, ON L4Z4B6

Arena: Paramount Fine Foods Centre

Tel: (416) 815-5600

Media Relations Contact: Safia Hersi (SHersi@

raptors905.com)

NBA Affiliation: Toronto

## **Rio Grande Valley Vipers**

4421 N. McColl Road, McAllen, TX 78504

Arena: Bert Ogden Arena

Tel: (956) 510-7162

Media Relations Contact: Juanita Maldonado (juanita@

rgvipers.com)

NBA Affiliation: Houston

## **Salt Lake City Stars**

3200 S Decker Lake Drive, West Valley City, UT 84119

Arena: Maverik Center

Tel: (801) 325-7827

Media Relations Contact: Derek Ahrensbrak (derek.

ahrensbrak@slcstars.com)

NBA Affiliation: Utah

## **Santa Cruz Warriors**

903 Pacific Avenue, Suite 101, Santa Cruz, CA 95060

Arena: Kaiser Permanente Arena

Tel: (503) 704-6328

Media Relations Contact: Anna Burlleson (aburlleson@

warriors.com)

NBA Affiliation: Golden State

## **Sioux Falls Skyforce**

2131 South Minnesota Avenue, Sioux Falls, SD 57105

Arena: Sanford Pentagon

Tel: (605) 332-0605

Media Relations Contact: Nick Robinson (nick@

skyforceonline.com)

NBA Affiliation: Miami

## **South Bay Lakers**

2275 East Mariposa Avenue, El Segundo, CA 90245

Arena: UCLA Health Training Center

Tel: (310) 426-6000

Media Relations Contact: Cole Knox (cknox@sb-lakers.

com)

NBA Affiliation: Los Angeles Lakers

## **Stockton Kings**

400 East Main Street, Suite 760 Stockton, CA 95202

Arena: Stockton Arena

Tel: (888) 564-7209

Media Relations Contact: Avery Jacobs (Ajacobs@kings.

com)

NBA Affiliation: Sacramento

## **Texas Legends**

2601 Avenue of the Stars, Suite 300, Frisco, TX 75034

Arena: Comerica Center

Tel: (214) 469-0822

Media Relations Contact: Britney Wynn (bwynn@

texlegends.com)

NBA Affiliation: Dallas

## **Westchester Knicks**

711 Old Saw Mill River Road, Tarrytown, NY 10591

Arena: Total Mortgage Arena

Tel: (212) 485-7116

Media Relations Contact: Ajah Hawley-Alexander (Ajah.

Hawley-Alexander@msgsports.com)

NBA Affiliation: New York

## **Windy City Bulls**

5333 Prairie Stone Parkway, Hoffman Estates, IL 60192

Arena: NOW Arena

Tel: (847) 396-7070

Media Relations Contact: Kyle Brown (kylebrown@bulls.

com)

NBA Affiliation: Chicago

## **Wisconsin Herd**

549 High Avenue, Oshkosh, WI 54901

Arena: Oshkosh Arena

Tel: (920) 233-4374

Media Relations Contact: Jamie Winsted (jamie.

winsted@wisconsinherd.com)

NBA Affiliation: Milwaukee



# 2021-22 G League Year in Review

## 2021-22 G League Standings

### Eastern Conference

	Overall	Pct.	Home	Road
Raptors 905	24-8	.750	13-3	11-5
Delaware	22-10	.688	12-4	10-6
Motor City	22-10	.688	11-3	11-7
Capital City	21-10	.677	11-5	10-5
College Park	20-13	.606	10-6	10-7
Long Island	18-15	.545	11-5	7-10
Grand Rapids	17-15	.531	9-9	8-6
Westchester	17-15	.531	12-5	5-10
Fort Wayne	17-17	.500	9-7	8-10
Maine	16-16	.500	11-5	5-11
Windy City	15-19	.441	11-6	4-13
Lakeland	11-21	.344	7-8	4-13
Greensboro	9-24	.273	6-10	3-14
Wisconsin	8-24	.250	5-12	3-12
Cleveland	6-26	.188	5-12	1-14

### Western Conference

	Overall	Pct.	Home	Road
Rio Grande Valley	24-10	.706	12-6	12-4
Agua Caliente	22-11	.667	10-8	12-3
South Bay	21-11	.656	9-7	12-4
Birmingham	18-14	.562	12-6	6-8
Texas	19-15	.559	9-9	10-6
Iowa	15-17	.469	7-7	8-10
Santa Cruz	15-17	.469	8-8	7-9
Stockton	15-18	.455	10-8	5-10
Memphis	15-19	.441	5-11	10-8
Oklahoma City	15-20	.429	8-9	7-11
Austin	13-19	.406	7-7	6-12
Sioux Falls	14-21	.400	7-10	7-11
Salt Lake City	9-23	.281	6-9	3-14

## 2022 G League Playoffs

### Conference Quarterfinals

- (4) Capital City 131, (5) College Park 122
- (5) Texas 115, (4) Birmingham 100
- (3) Delaware (133), (6) Long Island 116
- (3) South Bay 134, Santa Cruz 123

### Conference Semifinals

- (1) Raptors 905 131, (4) Capital City 126 (ot)
- (1) Rio Grande Valley 120, (5) Texas 103
- (2) Agua Caliente 112, (3) South Bay 110
- (3) Delaware 124, (2) Motor City 116

### Conference Finals

- (1) Rio Grande Valley 125, Agua Caliente 114
- (3) Delaware 143, Raptors 905 139

### Finals

- Game 1: Rio Grande Valley 145, Delaware 128
- Game 2: Rio Grande Valley 131, Delaware 114

## 2021-22 G League Award Winners

Most Valuable Player .....	Trevelin Queen, Rio Grande Valley
Coach of the Year .....	Mahmoud Abdelfattah, Rio Grande Valley
Basketball Executive of the Year .....	Travis Stockbridge, Rio Grande Valley
Defensive Player of the Year .....	Shaquille Harrison, Delaware
Rookie of the Year .....	Mac McLung, South Bay
Sportsmanship Award .....	Andre Ingram, South Bay
Most Improved Player .....	Craig Randall II, Long Island

# Rockets G League Affiliate



## Rio Grande Valley Vipers

Bert Ogden Arena  
4900 S. I-69  
Edinburg, TX 78539  
(956) 972-1144

### Directory

**Principal Owner** ..... Alonzo Cantu  
**CEO** ..... Rene Borrego  
**Head Coach** ..... Kevin Burleson  
**Media Contact** ..... Juanita Maldonado (juanita@rgvipers.com)

### Team History

Season	Coach	Regular Season			Playoffs		
		W	L	Pct.	W	L	Pct.
2007-08	Bob Hoffman/ Brian Walsh	21	29	.420	-	-	-
2008-09	Clay Moser	21	29	.420	-	-	-
2009-10	Chris Finch	34	16	.680	6	2	.750
2010-11	Chris Finch	33	17	.660	5	3	.625
2011-12	Nick Nurse	24	26	.480	-	-	-
2012-13	Nick Nurse	35	15	.700	6	0	1.000
2013-14	Nevada Smith	30	20	.600	3	3	.500
2014-15	Nevada Smith	27	23	.540	-	-	-
2015-16	Matt Brase	29	21	.580	1	2	.333
2016-17	Matt Brase	32	18	.640	5	4	.556
2017-18	Matt Brase	29	21	.580	1	1	.500
2018-19	Joseph Blair	34	16	.680	4	1	.800
2019-20	M. Abdelfattah	15	27	.357	-	-	-
2020-21	M. Abdelfattah	9	6	.600	0	1	.000
2021-22	M. Abdelfattah	24	10	.706	4	0	1.000

### Championships

2009-10 NBA D-League Western Conference Champions  
2009-10 NBA D-League Champions  
2010-11 NBA D-League Western Conference Champions  
2012-13 NBA D-League Champions  
2016-17 NBA D-League Western Conference Champions  
2018-19 NBA G League Champions  
2021-22 NBA G-League Western Conference Champions  
2021-22 NBA G League Champions

### 2021-22 Season Statistics

PLAYER	G-GS	MIN	FIELD GOALS		3-POINT FG		FT-FTA	PCT	REBOUNDS			AST	PF-DQ	STL	TO	BLK	PTS	AVG
			FG-FGA	PCT	FG-FGA	PCT			OFF	DEF	TOT							
Queen	19-19	664	176-367	.480	63-188	.335	39-49	.796	45	81	126	99	56-0	60	64	20	480	25.3
Nix	18-18	616	136-285	.477	30-76	.395	45-76	.592	36	72	108	141	58-2	37	61	13	371	20.6
Foster	33-25	1085	229-469	.488	83-208	.399	47-62	.758	35	93	128	140	82-1	40	95	7	618	18.7
Kabengele	25-22	724	158-265	.596	33-75	.440	50-62	806	88	143	231	44	82-3	17	40	27	437	17.5
Lamb	31-31	1066	180-391	.460	89-228	.390	53-70	.757	66	182	248	143	78-1	22	110	41	535	17.3
Green	21-12	587	123-289	.426	66-190	.347	24-29	828	23	72	95	43	48-1	14	40	14	348	16.6
Vital	28-2	607	125-313	.399	60-161	.373	33-46	.717	31	65	96	100	56-0	49	46	7	369	13.2
Bey	29-7	655	111-224	.496	18-65	.277	58-75	.773	81	137	218	40	69-3	29	29	24	344	11.9
Mitchell	28-23	905	102-194	.526	20-53	.377	31-39	.795	56	149	205	86	64-0	40	39	39	275	9.8
Caruba	5-5	127	18-40	.450	1-9	.111	5-10	.500	12	36	48	16	21-1	8	15	8	45	9.0
Smith	27-2	385	75-171	.439	25-80	.312	12-13	.923	34	72	106	24	54-0	8	14	5	192	7.1
Ivey	10-1	155	23-46	.500	2-14	.143	9-15	.600	17	20	37	14	13-0	3	9	2	62	6.2
Bond	6-0	90	6-26	.231	0-10	.000	2-2	1.000	4	11	15	16	10-0	3	13	1	15	2.5
Whitney	16-0	160	25-58	.431	6-25	.240	6-11	.545	13	14	27	8	17-0	4	10	4	65	4.1
Ferguson	21-3	374	23-75	.307	6-46	.130	7-11	.636	13	32	45	12	43-0	7	20	5	64	3.0
Wheeler	2-0	10	3-4	.750	0-0	---	0-1	.000	2	1	3	0	1-0	0	0	0	6	3.0
Faulkner	2-0	25	1-8	.125	1-6	.167	0-0	---	2	1	3	1	0-0	1	1	0	3	1.5
Tucker	2-0	6	1-3	.333	1-3	.333	0-0	---	0	0	0	0	0-0	0	0	0	3	1.5
VIPERS	34-34	1672	1515-3228	.469	504-1437	.351	421-571	.737	558	1181	1739	927	752-12	342	629	217	4232	124.5
OPPONENTS	34-34	1672	1432-3099	.462	367-1066	.348	404-540	.748	423	1046	1469	841	780-8	361	602	230	3887	114.3

ROCKETS

ROCKETS

ROCKETS



ROCKETS

**GAMES**  
ALL  
SEASON

 **AT&T**  
**SPORTSNET**



# LIGHT THE FUSE

22/23 SEASON

OCTOBER 2022							NOVEMBER 2022							DECEMBER 2022						
s	m	t	w	t	f	s	s	m	t	w	t	f	s	s	m	t	w	t	f	s
02 SAS 8:00pm	03	04	05	06	07 TOR 7:00pm	08			01	02 LAC 7:00pm	03	04 MIN 7:00pm	05						01 PHX 8:00pm	02 GSW 7:30pm
09	10 MIA 8:30pm	11	12	13	14 INO 8:00pm	15	06	07 ORL 8:15pm	08 TOR 8:30pm	09	10	11 NOP 7:30pm	12	04	05 PHI 7:00pm	06	07	08 SAS 7:00pm	09	10
16	17	18	19	20 ATL 8:30pm	21 MEM 7:00pm	22 MIL 7:00pm	13	14 LAC 7:00pm	15 DAL 7:00pm	16	17	18 INO 7:00pm	19	11 MIL 6:00pm	12	13 PHX 7:30pm	14	15 MIA 7:00pm	16	17 POR 7:00pm
23	24 UTA 7:00pm	25	26 UTA 8:00pm	27	28 POR 9:00pm	29	20 GSW 8:00pm	21	22	23	24	25 ATL 7:00pm	26 OKC 7:00pm	18	19 SAS 7:00pm	20	21 ORL 7:00pm	22	23 DAL 7:00pm	24
30	31						27	28 DEN 8:00pm	29	30 DEN 8:00pm				25	26 CHI 7:00pm	27 BOS 6:30pm	28	29 DAL 7:30pm	30	31 NYK 8:30pm

JANUARY 2023							FEBRUARY 2023							MARCH 2023						
s	m	t	w	t	f	s	s	m	t	w	t	f	s	s	m	t	w	t	f	s
01	02 DAL 7:00pm	03	04 NOP 7:00pm	05 UTA 7:00pm	06	07				01 OKC 7:00pm	02 TOR 7:00pm	03 OKC 7:00pm	04					01 MEM 7:00pm	02	03 SAS 7:00pm
08	09 MIN 6:00pm	10	11 SAC 8:00pm	12 SAC 9:00pm	13	14	05	06 SAC 7:00pm	07 SAC 7:00pm	08	09 MIA 7:00pm	10	05	06 SAS 6:00pm	07 BKN 7:00pm	08	09 INO 8:00pm	10	11 CHI 7:00pm	
15	16 LAC 2:00pm	17 LAL 9:30pm	18	19 CHA 7:00pm	20	21 MIN 7:00pm	12	13 PHI 6:00pm	14	15 OKC 7:00pm	16	17	18	12	13 BOS 7:00pm	14	15 LAL 7:00pm	16	17 NOP 7:00pm	
22	23 MIN 7:00pm	24	25 WSH 7:00pm	26 CLE 7:00pm	27	28 DET 6:00pm	19	20	21	22	23	24 GSW 9:00pm	25	19	20 NOP 6:00pm	21 GSW 7:00pm	22	23 MEM 7:00pm	24	25 MEM 7:00pm
29	30	31					26	27	28					26	27 CLE 6:00pm	28 NYK 8:30pm	29	30 BKN 8:30pm	31	DET 7:00pm

APRIL 2023						
s	m	t	w	t	f	s
						01
02	03 LAL 8:00pm	04	05 DEN 7:00pm	06	07 CHA 6:00pm	08
09	10	11	12	13	14	15
16	17	18	19	20	21	22
23	24	25	26	27	28	29
30	31					

# Houston Rockets

 TOYOTA CENTER 1510 Polk St, Houston, TX 77002 • Rockets.com @HoustonRockets

2223 ——— season schedule

■ Home ■ Away ■ All-Star  
All times CDT/CST. Dates and times subject to change.

● ESPN ■ NBATV  
Unless specified with  all games broadcast on

