



# CHICAGO BULLS (40-42) @ MIAMI HEAT (44-38)

## Play-In Game 2, Road Game 43

### Friday, April 14, 2023 – 6:00 PM CT

#### Kaseya Center

#### TNT / WSCR-AM 670



### PROB-A-BULL STARTERS

Pos.	No.	Name	Ht.	Wt.	Player Updates
F	11	DeMAR DeROZAN	6-6	220	<b>2022-23 Season:</b> 24.5 ppg, 4.6 rpg, 5.1 apg, 1.1 spg, 36.2 mpg, .504 FG%, .324 3FG%, .872 FT% <b>Career vs. MIA:</b> 43 gms, 22.8 ppg, 4.9 rpg, 3.9 apg, 36.6 mpg, .477 FG%, .202 3FG%, .834 FT% <b>Note:</b> One of four NBA players this season to average 24.0 ppg, 5.0 apg, 1.0 spg while shooting .500 FG%
F	6	ALEX CARUSO	6-5	186	<b>2022-23 Season:</b> 5.6 ppg, 2.9 rpg, 2.9 apg, 1.5 spg, 23.5 mpg, .455 FG%, .364 3FG%, .808 FT% <b>Career vs. MIA:</b> 10 gms, 5.9 ppg, 2.5 rpg, 3.8 apg, 21.6 mpg, .455 FG%, .391 3FG%, .909 FT% <b>Note:</b> Led the NBA (3.0) in steals per 100 possessions (minimum 1,500 minutes played)
C	9	NIKOLA VUČEVIĆ	6-10	260	<b>2022-23 Season:</b> 17.6 ppg, 11.0 rpg, 3.2 apg, 0.7 bpg, 33.5 mpg, .520 FG%, .349 3FG%, .835 FT% <b>Career vs. MIA:</b> 41 gms, 18.2 ppg, 11.2 rpg, 2.6 apg, 32.3 mpg, .514 FG%, .358 3FG%, .702 FT% <b>Note:</b> Finished third in the NBA in double-doubles (51) this season
G	8	ZACH LaVINE	6-5	205	<b>2022-23 Season:</b> 24.8 ppg, 4.5 rpg, 4.2 apg, 0.9 spg, 35.9 mpg, .485 FG%, .375 3FG%, .848 FT% <b>Career vs. MIA:</b> 16 gms, 18.4 ppg, 4.3 rpg, 4.2 apg, 31.1 mpg, .454 FG%, .404 3FG%, .839 FT% <b>Note:</b> Finished tied for the NBA lead in games (3) with at least 40 points while shooting .700 FG% or better
G	21	PATRICK BEVERLEY	6-2	180	<b>2022-23 Season (TOTAL):</b> 6.2 ppg, 3.7 rpg, 2.9 apg, 0.9 spg, 27.1 mpg, .400 FG%, .335 3FG%, .723 FT% <b>Career vs. MIA:</b> 16 gms, 9.7 ppg, 3.6 rpg, 2.4 apg, 25.8 mpg, .425 FG%, .406 3FG%, .862 FT% <b>Note:</b> Recorded two or more steals in 16 games this season

**2022-23 TRANSACTIONS:** Selected Dalen Terry with the 18th overall pick in the 2022 NBA Draft (6/23/22) ... Tony Bradley Jr. picked-up his player option for the 2022-23 season (6/28/22) ... re-signed unrestricted free agent Derrick Jones Jr. (7/6/22) ... signed unrestricted free agent Andre Drummond (7/6/22) ... re-signed unrestricted free agent Zach LaVine (7/7/22) ... signed first-round Draft pick Dalen Terry (7/7/22) ... signed undrafted rookie free agent Justin Lewis to a two-way contract (7/7/22) ... signed Kostas Antetokounmpo and Malcolm Hill to two-way contracts (10/14/22) ... waived Kostas Antetokounmpo and signed Carlík Jones to a two-way contract (12/16/22) ... waived Tony Bradley (2/21/23) ... signed free agent Patrick Beverley (2/21/23) ... waived Malcolm Hill and signed Terry Taylor to a two-way contract (2/22/23) ... waived Goran Dragić (2/28/23) ... signed Carlík Jones (3/3/23) ... signed Justin Lewis to a two-way contract (3/7/23).

**PRONUNCIATION GUIDE:** Ayo Dosunmu (EYE-o Doe-SOO-mu), Carlík Jones (car-LEEK), Zach LaVine (luh-VEEN), Marko Simonović (See-MONE-ah-vitch), Dalen Terry (DAY-lynn), Nikola Vučević (KNEE-coal-uh VOOCH-uh-vitch)

### NBA PLAYOFFS: FIRST ROUND POSSIBILITIES (\*if Necessary)

DATE	GAME	OPPONENT	SITE	TIME (CT)	TV	RADIO
4/16	Game 1	@ Milwaukee	Fiserv Forum	4:30 p.m.	TNT / NBCSCH	WBBM-AM 780
4/19	Game 2	@ Milwaukee	Fiserv Forum	8 p.m.	NBATV / NBCSCH	WSCR-AM 670
4/22	Game 3	MILWAUKEE	United Center	6:30 p.m.	ESPN / NBCSCH	ESPN / WSCR-AM 670 / WRTO 1200 / TUDN
4/24	Game 4	MILWAUKEE	United Center	TBA	TBA	TBA / WSCR-AM 670 / WRTO 1200 / TUDN
4/26	Game 5*	@ Milwaukee	Fiserv Forum	TBA	TBA	TBA
4/28	Game 6*	MILWAUKEE	United Center	TBA	TBA	TBA
4/30	Game 7*	@ Milwaukee	Fiserv Forum	TBA	TBA	TBA

2022-23	RECORD	HOME	ROAD	OT
OVERALL	40-42	22-19	18-23	3-4
EASTERN	27-25	15-11	12-14	2-3
WESTERN	13-17	7-8	6-9	1-1

**Athletico Injury Update:** Check here for the latest injury updates (1:30 p.m./5:30 p.m./8:30 p.m. ET): <https://official.nba.com/nba-injury-report-2022-23-season/>

OCTOBER (3-4)	NOVEMBER (6-8)	DECEMBER (7-8)	JANUARY (7-7)	FEBRUARY (5-7)	MARCH (9-6)
19 @ Miami, W 116-108 21 @ Washington, L 100-102 22 vs. CLEVELAND, L 96-128 24 vs. BOSTON, W 120-102 26 vs. INDIANA, W 124-109 28 @ San Antonio, L 124-129 29 vs. PHILADELPHIA, L 109-114	1 @ Brooklyn, W 108-99 2 vs. CHARLOTTE, W 106-88 4 @ Boston, L 119-123 6 @ Toronto, L 104-113 7 vs. TORONTO, W 111-97 9 vs. NEW ORLEANS, L 111-115 13 vs. DENVER, L 103-126 16 @ New Orleans, L 110-124 18 vs. ORLANDO, L 107-108 21 vs. BOSTON, W 121-107 23 @ Milwaukee, W 118-113 25 @ OKC, L 119-123 (OT) 28 @ Utah, W 114-107 30 @ Phoenix, L 113-132	2 @ Golden State, L 111-119 4 @ Sacramento, L 101-110 7 vs. WASHINGTON, W 115-111 10 vs. DALLAS, W 144-115 11 @ Atlanta, L 122-123 (OT) 14 vs. NEW YORK, L 120-128 (OT) 16 vs. NEW YORK, L 91-114 18 @ Minnesota, L 126-150 20 @ Miami, W 113-103 21 @ Atlanta, W 110-108 23 @ New York, W 118-117 26 vs. HOUSTON, L 118-133 28 vs. MILWAUKEE, W 119-113 (OT) 30 vs. DETROIT, W 132-118 31 vs. CLEVELAND, L 102-103	2 @ Cleveland, L 134-145 (OT) 4 vs. BROOKLYN, W 121-112 6 @ Philadelphia, W 126-112 7 vs. UTAH, W 126-118 9 @ Boston, L 99-107 11 @ Washington, L 97-100 13 vs. OKC, L 110-124 15 vs. GOLDEN STATE, W 132-118 19 @ Detroit*, W 126-108 23 vs. ATLANTA, W 111-100 24 @ Indiana, L 110-116 26 @ Charlotte, L 96-111 28 @ Orlando, W 128-109 31 vs. LA CLIPPERS, L 103-108	2 vs. CHARLOTTE, W 114-98 4 vs. PORTLAND, W 129-121 6 vs. SAN ANTONIO W 128-104 7 @ Memphis, L 89-104 9 @ Brooklyn, L 105-116 11 @ Cleveland, L 89-97 13 vs. ORLANDO, L 91-100 15 @ Indiana, L 113-117 16 vs. MILWAUKEE, L 100-112 24 vs. BROOKLYN, W 131-87 26 vs. WASHINGTON, W 102-82 28 @ Toronto, L 98-104	1 @ Detroit, W 117-115 3 vs. PHOENIX, L 104-125 5 vs. INDIANA, L 122-125 8 @ Denver, W 117-96 11 @ Houston, W 119-111 15 vs. SACRAMENTO, L 114-117 17 vs. MINNESOTA W 139-131 2OT 18 vs. MIAMI, W 113-99 20 @ Philadelphia, W 109-105 (2OT) 22 vs. PHILADELPHIA, L 116-91 24 @ Portland, W 124-96 26 @ LA Lakers, W 118-108 27 @ LA Clippers, L 112-124 29 vs. LA LAKERS, L 110-121 31 @ Charlotte, W 121-91
All times Central			*Game in Paris, France		APRIL (3-2) 2 vs. MEMPHIS, W 128-107 4 vs. ATLANTA, L 105-123 5 @ Milwaukee, L 92-105 7 @ Dallas, W 115-112 9 vs. DETROIT, W 103-81 12 @ Toronto, W 109-105 (Pl 1) 14 @ Miami, 6 pm (Pl 2) <i>*NBA Play-In Game</i>

## PLAY-IN OPPONENT – MIAMI HEAT (44-38)

2022-23 CHI	SEASON STAT	2022-23 MIA
113.1	PPG	109.5
111.8	OPP PPG	109.8
.490	FG%	.460
.468	OPP FG%	.482
.361	3FG%	.344
.357	OPP 3FG%	.367
.809	FT%	.831
42.4	RPG	40.6
43.3	OPP RPG	41.8
24.5	APG	23.8
7.9	SPG	8.0
13.4	TO	13.5
15.0	OPP TO	15.7
4.5	BLK	3.0

BULLS VS. HEAT THIS SEASON	
Oct. 19	@ MIA – W 116-108
Dec. 20	@ MIA – W 113-103
Mar. 18	@ CHI – W 113-99

BULLS / HEAT STREAKS	
CURRENT STREAK	– 3 Wins
HOME STREAK	– 1 Win
ROAD STREAK	– 2 Wins

### QUICK FACTS:

- Nikola Vučević has recorded a double-double in his last four games versus the Heat
- DeMar DeRozan is averaging 25.8 ppg, 4.8 rpg and 5.8 apg in his last five games versus Miami

### SERIES TRENDS:

- The Bulls are 3-2 in their last five games versus the Heat and have won back-to-back road games against Miami – a feat that has not been accomplished since the 2014-15 campaign
- In 2022-23, Chicago swept the season series over Miami for the first time since the 2010-2011 season

### CONNECTIONS:

- Heat G/F Jimmy Butler spent six seasons in a Bulls uniform (2011-17)
- Miami forward Max Strus spent the 2019-20 season with Chicago

Breakdown	Overall	Home	Road	Neutral
All-Time Record	63-62 (.504)	36-26 (.581)	27-36 (.429)	0-0 (.000)





### 2022-23 SERIES (3-0)


Date	Site	Res	CHI	MIA	CHI Hi-Scorer	CHI Hi-Rebound	MIA Hi-Scorer	MIA Hi-Rebound
10/19/22	MIA	W	116	108	DeRozan – 37	Vučević – 17	Butler – 24	Adebayo – 9
12/20/22	MIA	W	113	103	Vučević – 29	Vučević – 12	Adebayo – 27	Adebayo – 12
3/18/23	CHI	W	113	99	DeRozan – 24	Vučević – 10	Butler – 24	Three tied at 7




## NOTE-A-BULLS


 After scoring 39 points at Toronto (4/12), Zach LaVine tied Golden State's Stephen Curry for the second-highest single game scoring total in the history of the NBA Play-In tournament (high - J. Tatum, 50, vs. WAS, 5/18/21).


 Alex Caruso recorded three steals and three blocks at Toronto (4/12), becoming the third player in NBA Play-In history to tally at least 3 steals and 3 blocks in a single Play-In game (K. Anderson, MIN, 2023; D. Green, GSW, 2021).


 The Bulls secured the 10th-seed in the Eastern Conference, setting them up for a Play-In Game matchup with the Toronto Raptors on Apr. 12. This is the third season the NBA has conducted the NBA Play-In Tournament and the first time Chicago will participate.


 Coby White made two three-pointers at Milwaukee (4/5), moving him past Michael Jordan (555) for fifth all-time in 3FGM in Bulls history.

 Between Mar. 31 and Apr. 4, Chicago recorded the fewest turnovers (18) in team history over a three-game span since turnovers began being tracked in 1970-71.

 DeMar DeRozan (31 points) and Zach LaVine (36 points) both recorded their 20th game this season with 30-plus points versus Memphis (4/2), becoming the first Bulls duo to ever both tally 20 such games in a single season.

 Chicago finished with three turnovers vs. Memphis (4/2), tying the fewest turnovers by a Bulls team in any game in franchise history (most recent – 3/2/14 vs. New York).

 DeMar DeRozan (23) and Zach LaVine (23) recorded their 50th and 55th game, respectively, with 20-plus points in a game this season at Charlotte (3/31). This is the second time the Bulls duo each scored 20-plus points at least 50 times in a season – the first pair of Bulls teammates to do so twice.

 After 82 games of the 2022-23 season, the franchise sports an overall record of 2,344-2,254 (.510), with 36 playoff appearances and six NBA World Championships.

## 2022-23 TEAM NOTES

**“SEAT BELT!!!”:** From Jan. 1 until the end of the regular season, the Bulls ranked first in defensive rating (110.3) and finished the season ranked fifth overall (111.5).

**‘STROKE THAT THING, CUZZO!’:** For 28-straight games, Chicago shot no lower than .440 FG%. This stretch spanned from Nov. 28 to Jan. 24 and became the second-longest streak of its sort in franchise history. The last time the Bulls went at least 28 games shooting .440 FG% or better was during the 1988-89 season (2/2/89-4/6/89), when the team set the franchise record with 32 consecutive games (via Basketball Reference). Here’s more on the Bulls shooting feats this season:

- The Bulls (.490) were one of the best shooting teams in the NBA this season, finishing tied for third in field goal percentage.
- Chicago led the NBA with 24 games this season shooting at least .500 FG% and .800 FT% – which is also a franchise record in games of this sort in a single season.
- The Bulls shot .500 FG% or better in six-straight games (3/24-4/2), marking the team's longest streak shooting at least .500 from the floor since 1990-91.
- Chicago shot .607 (17-28 3FG) from three at Portland (3/24), marking the team’s highest 3FG% in a game since Apr. 13, 2016 (15-24 3FG, .625 3FG% vs. PHI). This was Chicago’s highest 3FG% in any game in team history with a minimum of 25 3FGA.

**WINNING AT THE LINE:** The Bulls (.809) were one of the best free-throw shooting teams this season, hitting 1,446-of-1,788 attempts, which tied for fifth in the NBA in FT%.

**DIRTY WORK:** The Bulls finished top-10 in the NBA in several gritty categories, ranking first in contesting three-point shots per game (20.9), first in total three-point shots contested (1,718), fourth in deflections per game (15.4), tied for fifth in defensive loose balls recovered per game (2.5) and seventh in steals per game (7.9).

**SITTIN’ ON DUBS:** DeMar DeRozan (23), Zach LaVine (23), and Nikola Vučević (21) all scored 20-plus points at Charlotte on Mar. 31, marking the 14th time this season the Bulls’ trio has scored 20 or more points in the same game. Here’s more:

- DeRozan, LaVine and Vučević each scored 20 or more points in four-straight games (12/18-12/23) – the longest streak by any trio in franchise history. The previous mark was three-straight games by Q. Dailey, M. Jordan and O. Woolridge (12/2/84-12/7/84).
- The Bulls are 9-5 this season when DeRozan, LaVine and Vučević each score 20 or more points in the same game.
- Since joining forces with the Bulls, the trio has accomplished this feat 25 times, recording an 16-9 mark across these occasions.

**SCORING HISTORY:** DeMar DeRozan (49) and Zach LaVine (39) combined for 88 points versus Minnesota on Mar. 17. This total is the most points scored by any Bulls duo in a single game in franchise history. The previous holders of this record were Michael Jordan (69) and Horace Grant (16), who combined for 85 points at Cleveland on Mar. 28, 1990. DeRozan and LaVine also became the second Bulls duo to ever score 39-plus points in the same game (Michael Jordan – 44, Scottie Pippen – 40 at Indiana, 2/18/96).

**40 FOR 40:** DeMar DeRozan (42 pts vs. MIL, 12/28) and Zach LaVine (43 pts vs. DET, 12/30) became just the third Bulls duo to ever score 40-plus points in back-to-back games, joining Orlando Woolridge and George Gervin (1985-86) along with Bob Love and Chet Walker (1969-70). (via Elias Sports Bureau)

**‘BAANNGGG!’:** Both **ZACH LAVINE** and **COBY WHITE** are quickly rising to the top of the Bulls’ All-Time three-point list. See below for all-time ranks

## 2022-23 NBA KEY DATES

2022

Oct. 18 Start of the 2022-23 NBA Regular Season

2023

Jan. 5 10-day contracts may now be signed  
 Jan. 10 All Standard NBA contracts are guaranteed for the remainder of the season  
 Jan. 20 All Two-Way Contracts are guaranteed for the remainder of the season  
 Feb. 9 NBA Trade Deadline (3 p.m. ET)  
 Feb. 17-19 NBA All-Star 2022 (Salt Lake City, UT)  
 Mar. 1 Playoff Eligibility Waiver Deadline  
 Apr. 10 Rosters set for 2023 NBA Playoffs (3 p.m. ET)  
 Apr. 11-14 NBA Play-In Tournament  
 Apr. 15 2023 NBA Playoffs begin  
 May 1-2 Conference Semifinals begin (possible move up to April 29-30)  
 May 16 NBA Draft Lottery 2023 presented by State Farm  
 May 16-17 Conference Finals begin (possible move up to May 15-16)  
 June 1 2023 NBA Finals begin

Bulls All-Time Ranks			
Rank	Player	Games	3FGM
1	Kirk Hinrich	748	1049
2	<b>ZACH LAVINE</b>	<b>349</b>	<b>935</b>
3	Ben Gordon	398	770
4	Scottie Pippen	856	664
5	<b>COBY WHITE</b>	<b>269</b>	<b>560</b>
6	Michael Jordan	930	555

2022-23 Season Leaders				
Rank	Player	GM	3FGM	3FG%
1	Zach LaVine	77	204	.375
2	Coby White	74	128	.372
3	Nikola Vučević	82	121	.349
4	Patrick Williams	82	115	.415
5	Ayo Dosunmu	80	59	.312

## BACK-TO-BACKS

Chicago plays 30 games as part of 15 back-to-backs this season.

FIRST GAME		SECOND GAME	
DATE/OPPONENT	SCORE	DATE/OPPONENT	SCORE
10/21 at Washington	L 100-102	10/22 vs. Cleveland	L 96-128
10/28 at San Antonio	L 124-129	10/29 vs. Philadelphia	L 109-114
11/1 at Brooklyn	W 108-99	11/2 vs. Charlotte	W 106-88
11/6 at Toronto	L 104-113	11/7 vs. Toronto	W 111-97
12/10 vs. Dallas	W 144-115	12/11 at Atlanta	L 122-123 (OT)
12/20 at Miami	W 113-103	12/21 at Atlanta	W 110-108
12/30 vs. Detroit	W 132-118	12/31 vs. Cleveland	L 102-103
1/6 at Philadelphia	W 126-112	1/7 vs. Utah	W 126-118
1/23 vs. Atlanta	W 111-100	1/24 at Indiana	L 110-116
2/6 vs. San Antonio	W 128-104	2/7 at Memphis	L 89-104
2/15 at Indiana	L 113-117	2/16 vs. Milwaukee	L 100-112
2/28 at Toronto	L 98-104	3/1 at Detroit	W 117-115
3/17 vs. Minnesota	W 139-131 (2OT)	3/18 vs. Miami	W 113-99
3/26 at LA Lakers	W 118-108	3/27 at LA Clippers	L 112-124
4/4 vs. Atlanta	L 105-123	4/5 at Milwaukee	L 92-105

## 2022-23 PLAYER NOTES

### DEMAR DEROZAN

**DOUBLE-OT DOMINANCE:** DeMar DeRozan tallied a season-high 49 points (15-25 FG, .600), a season-high 14 rebounds, four assists and three steals in a season-high 52 minutes versus Minnesota (3/17). Here are some historic and notable feats from DeRozan's record night:

- DeRozan reached the 1,000 career steals plateau after his second swipe. Alongside this mark, DeRozan became the 24th player in NBA history at the time with 20,000 points, 4,000 rebounds, 4,000 assists and 1,000 steals in a career.
- At the time, he became the third player in the NBA this season to log a game with minimums of 45 points, 10 rebounds and three steals (Joel Embiid & Kyrie Irving).
- DeRozan notched his fifth 40-point game of the 2022-23 season, which gives him 10 such games in his career with Chicago. DeRozan is the fourth player in Bulls history with at least 10 40-point games (M. Jordan – 165, Z. LaVine – 19, B. Love – 13).

**'KNUCK IF YOU BUCK':** DeMar DeRozan amassed 42 points (15-25 FG, .600), 10 rebounds and five assists versus the Bucks on Dec. 28, and finished the season as one of 10 players to record 40 points, 10 rebounds and five assists in a single game and the eighth player in Bulls history with 40/10/5 and fourth in the last 20 years (LaVine, Butler, J. Rose).

**25/5/5 STREAK:** DeRozan totaled at least 25 points, five rebounds and five assists in four-straight games (12/21-12/28). He is one of four Bulls all-time with multiple streaks of at least three-straight games with 25/5/5 while with Chicago (M. Jordan, Z. LaVine, S. Pippen). DeRozan's other such streak ranged from 2/1/22 to 2/6/22.

**DEEBO TORCHES THE A':** On Dec. 11 at Atlanta, DeMar DeRozan dropped 34 points (10-21 FG, .476) alongside 13 rebounds and eight assists. These statistical minimums made DeRozan the fourth player in team history record at 34 points, 13 rebounds and eight assists. DeRozan joined Michael Jordan (4x), Artis Gilmore (once) and Scottie Pippen (once)

**TWO-FIVE:** With 29 points (11-17 FG) versus the Suns on Nov. 30, DeMar DeRozan scored 25-plus points in seven-straight games between Nov. 16 and Nov. 30. DeRozan (twice) joined Michael Jordan (30x) and Bob Love (twice) as the only players in team history to record multiple streaks of at least seven-straight games with 25-plus points while in a Bulls uniform.

**FREE BUCKETS:** DeMar DeRozan recorded 46 points and 20 free throws made at Boston on Nov. 4, making him the third player in Bulls history with such minimums in a single game (Michael Jordan, three times; Jimmy Butler, twice). DeRozan, Philadelphia's Joel Embiid (59 pts, 20 FT vs. UTA, 11/13) and Cleveland's Donovan Mitchell (71 pts, 20 FT vs. CHI, 1/2) were the only players this season to tally 45-plus points and 20-plus FTM in a game. (via Basketball Reference)

**20 G's for DEEBO:** With 5:43 to go in the first quarter at San Antonio, DeMar DeRozan hit an 18-foot jumper just beyond the free-throw line. That bucket game him eight points in the quarter and also notched his 20,001st career point. DeRozan is the 50th player in NBA history to join the 20,000-point club and is the 7th player currently on an NBA roster to do so. Here are some more notable items about his historic night:

- DeMar DeRozan became sixth player in NBA history to have suited up for the Chicago Bulls during their career and reach the 20,000-point plateau. He joins Michael Jordan, Robert Parish, Dwyane Wade, Pau Gasol and George Gervin. (Elias Sports Bureau)
- DeRozan's first career point was scored in his debut with the Toronto Raptors on Oct. 28, 2009, versus Cleveland, exactly 13 years from the date of his 20,000th career point. He scored eight points that night in 23:35 minutes of play and shot 3-of-6 (.500) from the field.

**YEAR 14 NO PROBLEM FOR DEMAR:** DeRozan finished with 37 points, six rebounds and nine assists in the season opening win against Miami. With his performance DeRozan accomplished the following feats:

- Became the second player in Bulls history to record at least 30 points, five assists and five rebounds in a season opener, joining Michael Jordan (3x).
- His 37 points was the fourth most scored ever by a Bulls player in a season opener.
- This was the fifth time in DeRozan's career that he scored 25 points or more in a season opener.

# NIKOLA VUČEVIĆ

**50 DUB-DUB CLUB:** Nikola Vučević recorded his 50th double-double in 2022-23 with 21 points and 11 rebounds at Milwaukee (4/5), becoming the fourth Bulls player with 50-plus double-doubles in a season (A. Gilmore, P. Gasol, C. Oakley). His total is the second highest of his career (60, 2018-19).

**STRETCH-FIVE:** Nikola Vučević was the only player in the NBA this season with at least 900 rebounds and 120 three-pointers. Here's where the rest of the league measured up:

PLAYERS WITH AT LEAST 600 REBOUNDS AND 120 3FGM THIS SEASON			
PLAYER	TEAM	TOTAL REBOUNDS	TOTAL 3FGM
Nikola Vučević	Chicago Bulls	903	121
Julius Randle	New York Knicks	767	218
Jayson Tatum	Boston Celtics	649	240

**DOUBLE IT UP:** Nikola Vučević recorded his 51st double-double of the season on Apr. 7 at Dallas with 20 points and 10 rebounds. He finished the season ranked third in the NBA in double-doubles:

NBA DOUBLE-DOUBLE TRACKER		
PLAYER	TEAM	TOTAL DOUBLE-DOUBLES
Domantas Sabonis	Sacramento Kings	65
Nikola Jokić	Denver Nuggets	58
Nikola Vučević	Chicago Bulls	51
Giannis Antetokounmpo	Milwaukee Bucks	46
Jonas Valančiūnas	New Orleans Pelicans	43

**20/10:** Nikola Vučević recorded his 24th game this season with at least 20 points and 10 rebounds at Dallas (4/7), marking the most 20-point/10-rebound games by a Bulls player since 2014-15 (Pau Gasol, 29). He is the 10th player in team history with 20-plus such games.

**PAINT-PRO:** Nikola Vučević recorded 25 points and 15 rebounds at Denver (3/8), recording minimums of 25/15 for the 10th time while with Chicago. Vučević ranks second in 25-point, 15 rebound games in franchise history (Artis Gilmore – 42). At the time, this also marked Vučević's 40th double-double of the season, making him the fourth player in franchise history to tally at least 40 double-doubles in multiple seasons for the Bulls (Artis Gilmore – 4, Pau Gasol – 2, Charles Oakley – 2).

**VOOCH GOES BAACCK-TO-BAACCK:** Nikola Vučević tallied 15 points and 17 rebounds at Brooklyn (2/9), following a 28-point, 17-rebound performance at Memphis (2/7). Vučević recorded back-to-back games with minimums of 15 points and 15 rebounds with his performances, marking the 16th time in his career he has strung together two or more consecutive games with such minimums and his sixth time with Chicago. Here's more:

- Vučević was one of 11 players in the NBA this season (G. Antetokounmpo, Ayton, Bryant, Capela, A. Davis, Gobert, Randle, Sabonis, Valančiūnas and Zubac) to record such minimums in consecutive games.
- He became one of 17 players in team history to tallied at least 15 points and 15 rebounds in consecutive games and the third player in the last ten years to do so.

**DOUBLE-DOUBLE RUN:** Nikola Vučević logged 14 points and 17 rebounds versus Atlanta on Jan. 23, marking his 11th straight game with a double-double (12/31-1/23). His streak is one of four double-double streaks this season that stretched to at least 11 games (Sabonis, 23; Randle, 12; G. Antetokounmpo, 11). Vučević (2x) is one of two players in Bulls history to have multiple double-double streaks of at least 10 games (Artis Gilmore 4x). Vučević's latest double-double streak, stretching from Jan. 28 to Feb. 13, covered nine-straight games and made him the only NBA player at the time with two streaks of at least nine consecutive double-doubles this season. Denver's Nikola Jokić and Sacramento's Domantas Sabonis has since joined Vučević.

**ALL-TIME VOOCH:** Nikola Vučević amassed 43 points (18-31 FG, 5-10 3FGM), 13 rebounds, four assists and four steals versus Golden State (1/15). At the time, he became the first player this season to record minimums of 40 points, 10 rebounds, five 3FGM and four steals in a single game and the seventh player all-time to do so (Harden 3x), Cousins, George, Pierce, Curry, Gordon). Dallas' Kyrie Irving has since joined that list this season.

**LOOK! HE'S STREAKING:** Nikola Vučević recorded nine-straight games with at least 15 points and 10 rebounds between Jan. 2 and Jan. 19. He was one of three players in the NBA this season with a 15/10 streak that ranged at least nine games (Anthony Davis, 10; Giannis Antetokounmpo, 9). Here's what else this record stretch entailed (via Basketball Reference):

- Vučević is one of four players ever in Bulls history to record a nine-game 15/10 streak, joining Elton Brand, Pau Gasol, Artis Gilmore and Michael Jordan.
- Vučević (2x) is one of two players in franchise history to have multiple 15/10 streaks of at least 10 games while wearing a Bulls jersey (Artis Gilmore 4x).

**VUCCI-MANE:** Nikola Vučević finished with 19 points, 18 rebounds and 10 assists at Philadelphia on Jan. 6. This was the fifth triple-double of Vučević's career and second while with Chicago. Here's more on Vučević's triple-double against the Sixers:

- He is now the eighth player in Bulls history and fourth in the last 20 years to tally at least 15/15/10 in a game (Boerwinkle, Sloan, Theus, Pippen, Noah, Gasol and Butler).
- Vučević, Denver's Nikola Jokić (12x) and Sacramento's Domantas Sabonis (4x) were the only centers in the NBA this season to record at least 15 points, 15 rebounds and 10 assists in a game.
- His 14 points and 12 rebounds by halftime at Philadelphia (1/6) tied the most halves with minimums of 10 points and 10 rebounds in franchise history since at least 1996-97 (Pau Gasol – 15). Vučević has since set the franchise record (16) for the most halves with at least 10 points and 10 rebounds after recording 14/12 in the first half at Detroit on Jan. 19.

**MAKING HISTORY:** Nikola Vučević hit two historic marks versus Philadelphia on Oct. 29. Vučević's 23 points, 19 rebounds and five three-pointers made (5-7 3FG, .714) made him the first Bulls player ever to record at least 20 points, 15 rebounds and five three-pointers made in a game. He is one of 42 NBA players in NBA history to achieve this feat at least once in their career. For Vučević, it was the second time in his career accomplishing this feat. Finally, Vučević's 19 rebounds vs. the Sixers helped him pass NBA Hall of Famer Oscar Robertson for 76th on the NBA's All-Time rebounds list (7,814). (via Basketball Reference)

# NIKOLA VUČEVIĆ (CONTINUED)

**FINDING HIS GROOVE:** Vučević recorded 18 points, 23 rebounds and five assists versus Boston on Oct. 24. Below are the highlights of his performance (via Elias Sports Bureau):

- He became the seventh player in Bulls history to reach minimums of 15 points, 20 rebounds and five assists in a game, joining Tom Boerwinkle, Clifford Ray, Artis Gilmore, Mickey Johnson, Charles Oakley and Joakim Noah as the only other Bulls to do so.
- His 10 offensive rebounds made him the first Bull with at least 10 offensive boards since Joakim Noah on Mar. 10, 2013
- The last player to tally 20-plus rebounds for the Chicago Bulls was Vučević with 20 vs. Atlanta (12/29/21)

**GETTING TO THE LINE:** Vučević's outing against the Wizards on Oct. 21 marked the first time in his career that he made 10-plus free throws in a game – 12 (most recent — nine, 2/23/16 at Philadelphia). This is how his outing compares to other centers in Chicago's history (via Elias Sports Bureau):

- The last Bulls center to accomplish this feat was Joakim Noah (10-for-10, 11/05/10 at Boston)
- Vučević became the sixth Bulls center to make at least 10 free throws with no misses from the line, joining Jim Fox, Artis Gilmore, Stacey King, Brad Miller and Joakim Noah
- Vučević became the second Bulls center to go 12-for-12 or better from the free throw line in a single game along with Artis Gilmore (14-for-14, 12/10/77 vs. San Antonio)

## ZACH LAVINE

**LAVINE MOVES UP ALL-TIME SCORING RANKS:** By recording 13 points at Milwaukee (4/5), Zach LaVine moved into eighth all-time in scoring in Bulls history, passing Kirk Hinrich (8,536). Here are the Bulls top-10 scorers in team history:

Bulls All-Time Leading Scorers			
Rank	Player	Points	Games
1	Michael Jordan	29,277	930
2	Scottie Pippen	15,123	856
3	Bob Love	12,623	592
4	Luol Deng	10,286	637
5	Jerry Sloan	10,234	696

Bulls All-Time Leading Scorers			
Rank	Player	Points	Games
6	Chet Walker	9,784	474
7	Artis Gilmore	9,288	482
8	<b>ZACH LAVINE</b>	<b>8,562</b>	<b>349</b>
9	Kirk Hinrich	8,536	748
10	Reggie Theus	8,279	441

**HANDS DOWN, MAN'S DOWN:** Zach LaVine had 41 points on .700 (14-20 FG) shooting at Detroit (3/1), which marked his third game this season with at least 40 points while shooting at least .700 FG%. LaVine finished the season tied with Milwaukee's Giannis Antetokounmpo for the NBA lead in games of this sort. LaVine (3x), Antetokounmpo (3x), Phoenix's Devin Booker (2x), New York's Jalen Brunson (2x), Golden State's Stephen Curry (2x) and LA Lakers' Anthony Davis (2x) were the only players to have multiple 40-point scoring nights while shooting .700 FG% or better this season. In Bulls history – outside of LaVine – only Michael Jordan has recorded at least three games of the sort in a single season, doing so in 1987-88 and 1988-89. (via Basketball Reference)

LAVINE'S MOST 40-POINT GAMES IN A SEASON WHILE WITH CHICAGO		
RANK	SEASON	TOTAL 40-POINT GAMES
1	2019-20	6
<b>T-2</b>	<b>2022-23</b>	<b>5</b>
T-2	2020-21	5
4	2018-19	3

**JUS' BLAAAAZE!:** Zach LaVine went 6-of-9 (.667) from deep at Portland (3/24), which gave him 53 career games with at least five three-pointers made while with Chicago. LaVine is the only player in Bulls history and became the 20th in NBA history at the time to have 50-plus games with five-plus 3FGM with one team, including 11 such games this season. (via Elias Sports Bureau)

**NO ONE CLOSE:** Zach LaVine notched 36 points (11-18 FG, 5-10 3FG) and six rebounds versus Portland (2/4), which marked the second time this season LaVine recorded at least 30 points, five three-pointers made and five rebounds in a single game. Here's more on his performance:

- LaVine has 23 such games with the Bulls – the highest recorded with minimums of 30 points, five three-pointers made and five rebounds in franchise history. The second closest player with such games as a Bull is Lauri Markkanen with seven.
- Adding five assists to the performance versus Portland (2/4), LaVine has also tallied 10 games with 35/5/5 while with Chicago, making him the fifth player in franchise history with 10-plus games with such minimums (Jordan, Pippen, Butler, DeRozan).
- Previously this season, LaVine recorded at least 35 points and six three-pointers made in back-to-back games (1/6-1/7) for the second time while with Chicago (previous – 1/10-1/15/21). He is the only player in franchise history with 35-plus points and six-plus three-pointers made in consecutive games.

**THE CITY OF BROTHERLY LA-VINE:** Zach LaVine recorded 41 points, 11 3FGM and six assists at Philadelphia on Jan. 6. He was one of six NBA players this season to record minimums of 40 points, 10 three-pointers made and five assists in a single game (Darius Garland, Tyrese Haliburton, CJ McCollum, Damian Lillard and Stephen Curry). Here's what else LaVine accomplished on his record night:

- He shot 11-of-14 (.846) from three-point range at Philadelphia on Jan. 6. LaVine joined Golden State's Stephen Curry as the only two players in NBA history to record a game with at least 11 made threes on .800 3FG% shooting or better.
- His output against the Sixers marked his second game with at least 40 points, 10 3FGM and five assists while with Chicago (first - at LAC, 1/10/21), which made him the only player in franchise history with such a game.
- LaVine (4x) is one of three players in Bulls history to record at least three games with at least 40 points scored on .700 FG% shooting (Michael Jordan, 12x; Scottie Pippen, 3x).

**JORDAN + ALL OTHER BULLS = ZACH:** Zach LaVine recorded his sixth game as a Bull with at least 40 points, five three-pointers made and five assists after logging 41 points, six assists and 11 three-pointers made versus Philadelphia on Jan. 6. All other players in Bulls history have combined for four total games with such minimums (Michael Jordan – 2x, Jamal Crawford – 1x, Ben Gordon – 1x).

**10 RACKS:** Zach LaVine reached 10,000 career points at Minnesota on Dec. 18. LaVine became the 48th player to suit up for the Bulls during their career and reach the milestone. He is the fifth youngest (27 yrs-283 days) of the 48 to do so (Michael Jordan, Elton Brand, DeMar DeRozan, Reggie Theus).

## ZACH LAVINE (CONTINUED)

**ZACH AND THE G.O.A.T:** Zach LaVine totaled 41 points, eight rebounds and four steals at Sacramento on Dec. 4. LaVine joined Michael Jordan (14x) as the only players in Bulls history to record minimums of 41 points, eight rebounds and four steals in a single game. Below you can find more highlights from LaVine's performance:

- LaVine (twice) and Michael Jordan (35x) are now the only players in Bulls history to record minimums of 40 points, five rebounds and four steals in multiple games.
- LaVine was one of eight players in the NBA this season (Luka Dončić, Nikola Vučević, Devin Booker, Kyrie Irving, Nikola Jokić, De'Aaron Fox and Donovan Mitchell) to total at least 40 points, five rebounds and four steals in a game this season.

**LET IT FLY:** Zach LaVine tallied 18 points (6-17 FG, .353) and added three three-pointers made (3-11 3FG, .273) in a 118-113 win over Milwaukee on Nov. 23. His three makes from deep moved him past Ben Gordon (770) for second all-time in Bulls history in three-pointers made (790).

**NOT BAD COMPANY:** In a 129-121 victory over Portland (2/4), Zach LaVine finished with 36 points (11-18 FG, .611) and added five assists and six rebounds. This stat line marked the 14th time in LaVine's career as a Bull that he has recorded minimums of 35 points and five assists. LaVine ranks third all-time Bulls history in games with at least 35 points and five assists, trailing only Michael Jordan (176) and teammate DeMar DeRozan (17). (via Basketball Reference)

**HEATCHECK:** LaVine outscored the Nets' team 20 to 19 in the fourth quarter on Nov. 1. This was LaVine's sixth time scoring 20 points or more in a fourth quarter, with his career high being 27 points in the final period against Charlotte on Nov. 23, 2019.

## ALEX CARUSO

**DEMAR'S COUSIN, ALL DE-FENSE:** Alex Caruso is a candidate for the NBA All-Defensive team, as he ranked near the top of the NBA in several defensive categories:

- Led the NBA with 3.0 steals per 100 possessions (min. 1,500 minutes played) this season
- Ranked first in deflections per 36 minutes (5.2) this season
- Ranked tied fourth in deflections per game (3.4) this season
- Ranked sixth in total deflections (226) this season
- Ranked tied for ninth in steals per game (1.5) and 14th overall in total steals (98) this season

**GETTING IT OUT OF THE MUD:** Alex Caruso was one of five players in the NBA to finish the regular season with at least 95 steals and 45 blocks.

PLAYERS WITH AT LEAST 95 STEALS AND 45 BLOCKS THIS SEASON			
PLAYER	TEAM	TOTAL STEALS	TOTAL BLOCKS
OG Anunoby	Toronto Raptors	128	50
Anthony Edwards	Minnesota Timberwolves	125	58
Shai Gilgeous-Alexander	Oklahoma City Thunder	112	65
<b>Alex Caruso</b>	<b>Chicago Bulls</b>	<b>98</b>	<b>46</b>
Tari Eason	Houston Rockets	96	47

**11s WILD:** Alex Caruso recorded his first double-double this season with 11 rebounds and 11 assists alongside four points, two steals and two blocks at Toronto (11/6). Caruso became the 11th player in Bulls history to record a double-double through rebounds and assists, joining Tom Boerwinkle, Clifford Ray, Norm Van Lier, Charles Oakley, Horace Grant, Dennis Rodman, Scottie Pippen, Joakim Noah, Jimmy Butler and Thaddeus Young. (via Basketball Reference)

## ANDRE DRUMMOND

**WALKING DOUBLE-DOUBLE:** Andre Drummond had 13 points and 10 rebounds in 14 minutes of play versus Brooklyn (2/24). He is the first player in NBA history to record three double-doubles in less than 15 minutes played in a game in a season. Drummond is also tied for the most such double-doubles in NBA history (Mike Gminski – three).

**RESERVED FOR DRE:** Andre Drummond contributed 21 points (9-9 FG, 1.000) and 15 rebounds off the bench versus the Spurs (2/6), to become the first Bulls reserve to log a game with at least 20 points and 15 rebounds since 2013-14 (Taj Gibson). He is the ninth bench player in team history to tally at least 20/15 in a game.

**15-ROUND DRUM:** Andre Drummond had 15 points and 11 rebounds in 15 minutes of play versus Charlotte (2/2), recording his second double-double this season in 15 minutes or less. He became one of eight players in NBA history with at least two career double-doubles in as many minutes in a game and the first NBA player to record minimums of 15 points and 11 rebounds in a game in 15 minutes or less since Darryl Dawkins did so in 1978-79. (via Elias Sports Bureau)

**DRUMMOND STANDS ALONE:** In 16 minutes off the bench at Atlanta (12/11), Andre Drummond recorded 14 points, nine rebounds and a season-high five steals. With this effort, Drummond became the first player in NBA history to record minimums of 14 points, nine rebounds and five steals in less than 20 minutes played in a single game. (via Basketball Reference and Elias Sports Bureau)

**PAINT BEAST:** Andre Drummond grabbed 12 rebounds off the bench versus Boston on Nov. 21, recording 10 of his 12 rebounds in the first half and marking the 281st time he has recorded 10-plus rebounds in a half throughout his career. Drummond has the most halves with double-digit rebounds since 2010 and the second-most since 2000 (most – Dwight Howard - 298).

**10K DRE:** Drummond amassed 13 points (5-8 FG, .625) and tallied 11 rebounds off the bench versus Denver on Nov. 13. This stat line helped him cross the 10,000-point milestone, ending the night with 10,007 in his career. Drummond became the 52nd center in NBA history and the eighth Bulls center to do so (Bill Cartwright, James Edwards, Pau Gasol, Artis Gilmore, Robert Parish, Nate Thurmond, Nikola Vučević). (via Basketball Reference)

**SLIGHT WORK:** Drummond recorded 17 points and 14 rebounds in 20 minutes of action against the Spurs on Oct. 28, which made him the first Bulls reserve ever to record minimums of 17 points and 14 rebounds in 20 minutes or less of play. (via Basketball Reference)



## HEAD COACH BILLY DONOVAN

Entering his third season as head coach of the Chicago Bulls ... was named October/November NBA Coach of the Month in 2021-2022 ... in the same season he led the Bulls to a 46-36 record and its first playoff appearance in five seasons ... previously, Donovan spent five seasons as head coach for the Oklahoma City Thunder ... was named the 2020 recipient of the Michael H. Goldberg NBCA Coach of the Year Award, along with Mike Budenholzer ... while in OKC, his teams amassed a record of 243-157 (.608) and made five consecutive trips to the playoffs ... his winning percentage at the conclusion of the 2019-20 season ranked 16th (min. 100 games) in NBA history, and trailed only Nick Nurse (.721), Steve Kerr (.709) and Gregg Popovich (.675) among active coaches ... he is also one of only four active first-time head coaches in the league (along with Rick Carlisle, Kerr and Erik Spoelstra) to lead their teams to the playoffs in each of their first five seasons as a head coach ... in 2015-16, his first season with the Thunder, he guided the team to a record of 55-27 (.671), as it claimed the Northwest Division title and advanced to the Western Conference Finals ... Donovan's 55 wins that season put him in select company, as he became just the third first-year head coach over the previous 15 seasons to win 55 or more games in his first season ... on April 5, 2017, at Memphis, the Thunder defeated the Grizzlies 103-100 for Donovan's 100th career victory in the NBA, and with the win, he became the first NBA head coach to win 100 or more games in his first two seasons after coming straight from the collegiate level ... he claimed his 200th career coaching win on Oct. 27, 2019, versus Golden State ... prior to his arrival in Oklahoma City, Donovan held a 19-year stint as the head coach at the University of Florida ... he coached his teams to an overall record of 467-186 (.715), and his time was highlighted by back-to-back National Championships in 2006 and 2007 ... the consecutive titles marked the first time a men's program won two straight basketball championships since Duke in 1991 and 1992 ... he also led the Gators to the Final Four in 2000 (losing in the NCAA Championship Game) and 2014, while making 14 trips to the NCAA Tournament and two appearances in the NIT ... his Gator teams posted 16 straight seasons with 20 or more wins, three campaigns with 30 or more wins, 17 consecutive trips to the postseason and six SEC Championships ... in 2014-15, at the age of 49 years old, he became the second-youngest coach in NCAA history (Bobby Knight, 48-years old) to post 500 wins ... he has been the recipient of numerous collegiate coaching awards including ESPN.com's National Coach of the Year (2001), the Wooden Award's "Legends of Coaching" Honor (2010) and SEC Coach of the Year (2011, 2013, 2014) ... Donovan's first experience as a head coach came in 1994 at Marshall University after serving as a graduate assistant at Kentucky from 1989-1994 ... in two seasons with the Thundering Herd, he posted a record of 35-20 (.636) ... he served as the head coach of USAB's U18 and U19 National Teams from 2012-14 ... over that time, his squads compiled a record of 19-0 and claimed three gold medals during national team competition ... played four seasons at Providence (1983-87) and averaged 20.6 ppg his senior year, helping lead the Friars to the 1987 Final Four ... that season he earned Southeast Regional Most Outstanding Player honors, and also was named to the 1987 All-Big East first team, the 1987 Big East All-Tournament team and was an honorable mention All-American ... drafted by the Utah Jazz in the third round (68th overall) of the 1987 NBA Draft and played a total of 44 games with the New York Knicks in 1987-88 ... in 1999, he was inducted into the Providence College Hall of Fame ... 57 years old ... he and his wife, Christine, have four children: Billy, Hasbrouck, Bryan and Connor.

## PLAYER NOTES

**2 LONZO BALL G 6-6 197 10/27/97 UCLA / USA 6TH SEASON**



**2022-23 Averages:** --- ppg, --- rpg, --- apg, --- bpg, --- mpg, --- FG%, --- 3FG%, --- FT%

**2022-23 Highlights:**

- Missed 82 games due to Left Knee Surgery (10/19 to 4/9)

**Career Highlights:**

- Tied a career-high 33 points versus Golden State (5/4/21)
- Named to the NBA's All-Rookie Second Team in 2018
- Two-time participant of the NBA's Rising Stars Game during All-Star Weekend (2017-18, 2018-19)
- Became the youngest player in NBA history to ever record a triple-double (11/17/17)
- Has suited up for the L.A. Lakers, New Orleans and Chicago
- Drafted with the No. 2 overall pick in the 2017 NBA Draft by the Los Angeles Lakers

**LAST 4 GAMES**

Date	Opp	Min	FG-FGA	3FG-3FGA	FT-FTA	OFF-DEF-TOT	A	PF	Stl	TO	Blk	PTS
4/4	vs. ATL					Inactive – Injury/Illness – Left Knee; Surgery						
4/5	@ MIL					Inactive – Injury/Illness – Left Knee; Surgery						
4/7	@ DAL					Inactive – Injury/Illness – Left Knee; Surgery						
4/9	vs. DET					Inactive – Injury/Illness – Left Knee; Surgery						

**NBA PLAY-IN GAME 1**

Date	Opp	Min	FG-FGA	3FG-3FGA	FT-FTA	OFF-DEF-TOT	A	PF	Stl	TO	Blk	PTS
4/12	@ TOR					Inactive – Injury/Illness – Left Knee; Surgery						

**SEASON/CAREER HIGHS**

	PTS	MIN	FG	FGA	3FG	3FGA	FT	FTA	OREB	DREB	REB	AST	STL	BLK
2022-23	---	---	---	---	---	---	---	---	---	---	---	---	---	---
Career	33	45:48	12	27	8	17	5	7	5	13	16	17	6	4





**2022-23 Averages (CHICAGO):** 5.8 ppg, 4.9 rpg, 3.5 apg, 1.1 spg, 27.5 mpg, .395 FG%, .309 3FG%, .533 FT%  
**2022-23 Averages (LA LAKERS):** 6.4 ppg, 3.1 rpg, 2.6 apg, 0.9 spg, 26.9 mpg, .402 FG%, .348 3FG%, .780 FT%  
**2022-23 Averages (TOTAL):** 6.2 ppg, 3.7 rpg, 2.9 apg, 0.9 spg, 27.1 mpg, .400 FG%, .335 3FG%, .723 FT%  
**2022-23 Highlights:**

- Matched a season-high four steals at Milwaukee (4/5)
- Knocked down a season-best five three-pointers versus Miami (3/18)
- Tallied a season-high 11 rebounds vs. Sacramento (3/15)
- Dished a season-high 10 assists at Detroit (3/1)
- Signed with the Chicago Bulls as a free agent (2/21)
- Recorded a season-high 18 points versus San Antonio while with the Lakers (1/25)
- Played a season-high 38 minutes at Philadelphia while with the Lakers (12/9)

**Career Highlights:**

- Named 2016-17 NBA Hustle Award winner
- Named All-NBA Defensive First Team (2016-17)
- Twice named All-NBA Defensive Second Team (2013-14, 2019-20)
- Has suited up for the Houston Rockets, L.A. Clippers, Minnesota Timberwolves and L.A. Lakers
- Made his NBA debut on January 15, 2013 versus the L.A. Clippers
- Selected in the second round (42nd overall) of the 2009 NBA Draft by the Los Angeles Lakers

**LAST 4 GAMES**

Date	Opp	Min	FG-FGA	3FG-3FGA	FT-FTA	OFF-DEF-TOT	A	PF	Stl	TO	Blk	PTS
4/4	vs. ATL	31:40	4-9	3-7	0-0	0-2-2	0	3	1	0	1	11
4/5	@ MIL	28:03	3-5	2-4	0-0	0-5-5	7	1	4	1	1	8
4/7	@ DAL	Rest										
4/9	vs. DET	23:55	1-3	0-2	0-0	0-2-2	4	4	3	0	1	2

**NBA PLAY-IN GAME 1**

Date	Opp	Min	FG-FGA	3FG-3FGA	FT-FTA	OFF-DEF-TOT	A	PF	Stl	TO	Blk	PTS
4/12	@ TOR	25:42	1-5	1-4	0-0	0-3-3	1	4	1	1	1	3

**SEASON/CAREER HIGHS**

	PTS	MIN	FG	FGA	3FG	3FGA	FT	FTA	OREB	DREB	REB	AST	STL	BLK
2022-23	18	39:48	6 (3)	12 (2)	5	10 (2)	4 (2)	5	5	10 (2)	11	10	4 (3)	3
Career	26	46:04	11	19	6 (2)	12	8	8 (4)	6 (2)	12 (2)	16	12 (3)	6 (2)	3 (8)



**2022-23 Averages:** 5.6 ppg, 2.9 rpg, 2.9 apg, 1.5 spg, 23.5 mpg, .455 FG%, .364 3FG%, .808 FT%  
**2022-23 Highlights:**

- Recorded two or more steals in 28 games this season
- Awarded the 2023 NBA Community Assist Award for January (3/2)
- Matched a career-high with three blocks at Detroit (1/19)
- Snared a career-best nine defensive rebounds versus Golden State (1/15)
- Nabbed a season-high five steals versus Oklahoma City (1/13)
- Recorded at least one steal in 12-straight games (12/2-1/2)
- Became the 11th player in Bulls history to record a double-double through rebounds (11) and assists (11) at Toronto (11/6)

**Career Highlights:**

- Won an NBA Championship with the Lakers in 2020
- Scored career-high 32 points at the L.A. Clippers (4/5/19)
- Selected to the All-NBA G League Second Team in 2017-18
- Has suited up for the Los Angeles Lakers and the Chicago Bulls

**LAST 4 GAMES**

Date	Opp	Min	FG-FGA	3FG-3FGA	FT-FTA	OFF-DEF-TOT	A	PF	Stl	TO	Blk	PTS
4/4	vs. ATL	19:13	0-2	0-1	0-0	1-4-5	1	3	0	1	1	0
4/5	@ MIL	Injury/Illness - Left Midfoot; Soreness; Injury Management										
4/7	@ DAL	17:53	3-4	1-1	0-0	1-0-1	1	2	0	2	1	7
4/9	vs. DET	15:12	1-3	0-2	0-0	0-1-1	2	1	0	0	2	2

**NBA PLAY-IN GAME 1**

Date	Opp	Min	FG-FGA	3FG-3FGA	FT-FTA	OFF-DEF-TOT	A	PF	Stl	TO	Blk	PTS
4/12	@ TOR	31:18	4-8	1-4	0-0	2-1-3	2	5	3	1	3	9

**SEASON/CAREER HIGHS**

	PTS	MIN	FG	FGA	3FG	3FGA	FT	FTA	OREB	DREB	REB	AST	STL	BLK
2022-23	14	35:10	5 (2)	11 (2)	3	6 (3)	4 (5)	5	3 (2)	9	11	11	5	3
Career	32	42:58	10	20	5	7	8	8	4	9	11	13	6	3 (2)



**2022-23 Averages:** 24.5 ppg, 4.6 rpg, 5.1 apg, 1.1 spg, 36.2 mpg, .504 FG%, .324 3FG%, .872 FT%

**2022-23 Highlights:**

- Recorded a season high and the third-highest point total of his career with 49 points versus Minnesota (3/17)
- Shot a perfect and season-best 5-of-5 3FGM at Orlando (1/28)
- Became the 39th player in NBA history to score 21,000 career points at Indiana (1/24)
- Appeared in his 1,000th career NBA game versus Atlanta (1/23)
- Has recorded five 40-point games (most recent – 49 vs. Minnesota, 3/17), tying him for ninth for most 40-point games this season
- Recorded 42 points, 10 rebounds and five assists at Milwaukee (12/29), becoming sixth player this season to record such minimums
- Tallied 46 points and 20 FTM at Boston (11/4); third player in team history (M. Jordan-3x; J. Butler-2x) with such minimums in a game
- Became the 50th player in NBA history to score 20,000 career points at San Antonio (10/28)
- Became second player in Bulls history (M. Jordan) to record 30 points, five assists and five rebounds in a season opener (10/19)

**Career Highlights:**

- Six-time NBA All Star (2014, 2016, 2017, 2018, 2022, 2023) and named an All-Star starter in 2017 and 2018
- Set an NBA record with eight consecutive games tallying at least 35 points on at least .500 shooting from the field (2/6/22-2/24/22)
- Has been Conference Player of the Month four times and Player of the Week 11 times
- Named to the All-NBA Second Team in 2017-18 , Third Team in 2016-17 and Second Team 2021-22
- Won 2017-18 Magic Johnson Award
- Won gold medals with Team USA at the 2016 Olympics in Rio and 2014 World Cup in Spain
- Has suited up for Toronto, San Antonio and Chicago
- Drafted with the No. 9 overall pick in the 2009 NBA Draft by the Toronto Raptors

**LAST 4 GAMES**

Date	Opp	Min	FG-FGA	3FG-3FGA	FT-FTA	OFF-DEF-TOT	A	PF	Stl	TO	Blk	PTS
4/4	vs. ATL	36:41	7-17	1-4	6-6	0-4-4	2	2	1	1	0	21
4/5	@ MIL	36:21	3-12	0-1	2-2	0-3-3	6	4	2	3	0	8
4/7	@ DAL					Rest						
4/9	vs. DET	23:45	7-15	1-4	1-1	0-2-2	5	1	1	0	0	16

**NBA PLAY-IN GAME 1**

Date	Opp	Min	FG-FGA	3FG-3FGA	FT-FTA	OFF-DEF-TOT	A	PF	Stl	TO	Blk	PTS
4/12	@ TOR	38:36	10-19	0-1	3-5	2-5-7	3	4	0	1	2	23

**SEASON/CAREER HIGHS**

	PTS	MIN	FG	FGA	3FG	3FGA	FT	FTA	OREB	DREB	REB	AST	STL	BLK
2022-23	49	51:56	16 (2)	32	5	6 (2)	20	22	3	12 (2)	14	10 (3)	4	2 (6)
Career	52	60:00	18	38	6	10	24	25	6	15	15	14	6	4



**2022-23 Averages:** 8.6 ppg, 2.8 rpg, 2.6 apg, 0.8 spg, 26.2 mpg, .493 FG%, .312 3FG%, .805 FT%

**2022-23 Highlights:**

- Recorded 30 double-digit scoring performances in 2022-23
- Matched a season-high nine rebounds at Dallas (4/7)
- Recorded five-straight games scoring in double figures (1/31-2/7), matching a career-long streak (previous – 2/11/22-2/24/22)
- Played a season-high 42:33 minutes at Indiana (2/15)
- Recorded a season-high eight assists at Cleveland (2/11)
- Matched a season-high of 22 points versus Charlotte (2/2) – (previously vs. Boston, 10/24)
- Amassed a career-high five steals versus Cleveland (12/31)
- Hit game-winning shot at Atlanta (12/21)

**Career Highlights:**

- Named to the All-Rookie Second Team in 2022
- Named to the 2022 and 2023 Rising Stars Game
- Became the first rookie in NBA history to record 20+ points and 10+ assists in a game while shooting at least 90% at Boston (1/15/22)
- Was a consensus All-America First Team selection in 2020-21 while at Illinois
- All-Big Ten First Team selection in 2019-20 and 2020-21

**LAST 4 GAMES**

Date	Opp	Min	FG-FGA	3FG-3FGA	FT-FTA	OFF-DEF-TOT	A	PF	Stl	TO	Blk	PTS
4/4	vs. ATL	17:42	0-2	0-0	0-0	0-0-0	0	2	1	1	0	0
4/5	@ MIL	16:56	3-3	0-0	2-2	0-0-0	2	0	2	1	0	8
4/7	@ DAL	37:36	6-14	0-5	0-0	1-8-9	5	1	1	2	0	12
4/9	vs. DET	24:05	4-10	1-4	0-1	0-2-2	2	0	1	0	0	9

**NBA PLAY-IN GAME 1**

Date	Opp	Min	FG-FGA	3FG-3FGA	FT-FTA	OFF-DEF-TOT	A	PF	Stl	TO	Blk	PTS
4/12	@ TOR	5:55	0-0	0-0	0-0	0-1-1	0	0	0	0	0	0

**SEASON/CAREER HIGHS**

	PTS	MIN	FG	FGA	3FG	3FGA	FT	FTA	OREB	DREB	REB	AST	STL	BLK
2022-23	22 (2)	42:33	9 (2)	15	4	8	4 (2)	6	3 (2)	9	9 (2)	8	5	3
Career	26	44:44	10	18	4 (2)	8	5	7	4	10	10	14	5	3 (2)



**2022-23 Averages:** 6.0 ppg, 6.6 rpg, 0.5 apg, 0.7 spg, 12.7 mpg, .606 FG%, .000 3FG%, .536 FT%

**2022-23 Highlights:**

- Recorded season highs of 21 points and 15 rebounds versus San Antonio (2/6)
- Became first Bulls reserve to record at least 20 points and 15 rebounds in a game (vs. SAS, 2/6) since 2013-14 (T. Gibson)
- Became the first NBA player since 1978-79 (Darryl Dawkins) to record minimums of 15 points and 11 rebounds in a game in 15 or fewer minutes played (vs. Charlotte, 2/3)
- Became the first player in NBA history to have at least 14 points, nine rebounds and five steals in less than 20 minutes of action
- Became the 52nd center in NBA history and the eighth Bulls center to cross the 10,000-point milestone (11/13)
- First Bulls reserve ever to record minimums of 17 points and 14 rebounds in 20 minutes or less of play at San Antonio (10/28)

**Career Highlights:**

- Four-time NBA rebounding champion (2015-16, 2017-20)
- Named to two NBA All-Star Games (2016, 2018) and earned All-NBA Third Team honors in 2015-16
- Grabbed a career-high 29 rebounds versus Indiana (11/3/15) while with the Detroit Pistons
- Was drafted with the No. 9 overall pick in the 2012 NBA Draft by the Detroit Pistons

**LAST 4 GAMES**

Date	Opp	Min	FG-FGA	3FG-3FGA	FT-FTA	OFF-DEF-TOT	A	PF	Stl	TO	Blk	PTS
4/4	vs. ATL	7:30	0-0	0-0	2-4	1-3-4	0	0	0	0	2	2
4/5	@ MIL	13:25	1-1	0-0	1-2	0-2-2	0	1	0	0	0	3
4/7	@ DAL					DNP-CD						
4/9	vs. DET	12:40	3-7	0-0	2-4	5-5-10	0	1	1	1	0	8

**NBA PLAY-IN GAME 1**

Date	Opp	Min	FG-FGA	3FG-3FGA	FT-FTA	OFF-DEF-TOT	A	PF	Stl	TO	Blk	PTS
4/12	@ TOR	4:28	1-2	0-0	0-0	0-1-1	0	0	0	0	1	2

**SEASON/CAREER HIGHS**

	PTS	MIN	FG	FGA	3FG	3FGA	FT	FTA	OREB	DREB	REB	AST	STL	BLK
2022-23	21	22:30	9	12	0	1 (3)	5	6	7 (2)	12	15	2 (4)	5	2 (4)
Career	33	54:12	14	25	2	4	14	36	15	21	29	8	6	7



**2022-23 Averages:** 5.2 ppg, 2.8 rpg, 0.7 apg, 0.8 spg, 15.0 mpg, .565 FG%, .371 3FG%, .667 FT%

**2022-23 Highlights:**

- Scored in double-digits five times this season
- Tied a season high with three steals versus Orlando (11/18); also had three steals at San Antonio (10/28)
- Recorded season highs of 17 points (7-7 FG, 1.000 FG%), eight rebounds and 27 minutes played versus Charlotte (11/2)

**Career Highlights:**

- Scored career-high-tying 23 points versus Minnesota (2/11/22)
- Has playoff experience with the Bulls (2021-22) and Boston Celtics (2019-20)
- His No. 2 jersey was retired by Radford University in 2021
- Prior to joining the NBA, played three seasons overseas (Spain, Italy and Germany)
- Named First Team All-Big South twice (2014, 2015) and Conference Defensive Player of the Year with Radford in 2015

**LAST 4 GAMES**

Date	Opp	Min	FG-FGA	3FG-3FGA	FT-FTA	OFF-DEF-TOT	A	PF	Stl	TO	Blk	PTS
4/4	vs. ATL					DNP-CD						
4/5	@ MIL					DNP-CD						
4/7	@ DAL	13:36	0-2	0-1	1-2	0-3-3	0	0	1	0	0	1
4/9	vs. DET					DNP-CD						

**NBA PLAY-IN GAME 1**

Date	Opp	Min	FG-FGA	3FG-3FGA	FT-FTA	OFF-DEF-TOT	A	PF	Stl	TO	Blk	PTS
4/12	@ TOR					DNP-CD						

**SEASON/CAREER HIGHS**

	PTS	MIN	FG	FGA	3FG	3FGA	FT	FTA	OREB	DREB	REB	AST	STL	BLK
2022-23	17	27:00	7	7 (5)	3	3 (4)	4	6	5	5	8	3	3 (2)	2 (5)
Career	23	39:41	10	17	3 (2)	9	7	8	6	8	9	4	4	2 (6)



**2022-23 Averages:** 2.9 ppg, 0.7 rpg, 0.9 apg, 8.0 mpg, .400 FG%, .500 3FG%, .625 FT%  
**2022-23 Averages (Windy City Bulls/Showcase):** 19 gms, 20.3 ppg, 5.4 rpg, 7.3 apg, 35.9 mpg, .494 FG%, .387 3FG%, .683 FT%  
**2022-23 Averages (Windy City Bulls/Regular Season):** 24 gms, 26.1 ppg, 4.4 rpg, 7.0 apg, 38.3 mpg, .480 FG%, .355 3FG%, .781 FT%  
**2022-23 Highlights:**

- Recorded career-highs in points (11), FGM (3) and 3FGA (3) versus Detroit (4/9)
- Has logged 14 DNP's; listed as inactive in 34 games (G League – Two-Way)
- Posted career and season-highs in minutes (21:44), FTA (4), DREB (2), and REB (3) versus Milwaukee (2/16)
- Made his Bulls debut in Paris, France versus Detroit (1/19)

**Career Highlights:**

- Named 2023 Kia G League Most Valuable Player (4/5/23)
- Named 2023 G League Player of the Month for February (3/3/23)
- Named 2023 G League Next Game Up All-Star (2/7/23)
- Suited up for the Dallas Mavericks and Denver Nuggets in 2020-21, appearing in five games
- Made 10 appearances with G League Texas Legends in 2021-22, averaging 20.2 ppg, 5.4 rpg and 4.7 apg
- Played collegiately at Radford (2017-20) and Louisville (2020-21), earning First-Team All-ACC honors with Louisville in (2021) and Big South Player of the Year in 2020 while at Radford

**LAST 4 GAMES**

Date	Opp	Min	FG-FGA	3FG-3FGA	FT-FTA	OFF-DEF-TOT	A	PF	Stl	TO	Blk	PTS
4/4	vs. ATL											
4/5	@ MIL	0:39	0-0	0-0	0-0	0-0-0	0	0	0	0	0	0
4/7	@ DAL	15:13	2-2	2-2	0-0	0-1-1	1	0	1	1	0	6
4/9	vs. DET	12:00	3-6	1-3	4-4	0-1-1	3	0	1	0	0	11

**NBA PLAY-IN GAME 1**

Date	Opp	Min	FG-FGA	3FG-3FGA	FT-FTA	OFF-DEF-TOT	A	PF	Stl	TO	Blk	PTS
4/12	@ TOR											

**SEASON/CAREER HIGHS**

	PTS	MIN	FG	FGA	3FG	3FGA	FT	FTA	OREB	DREB	REB	AST	STL	BLK
2022-23	11	21:44	3	6	2	3	4	4 (2)	1	2	3	3	1 (2)	—
Career	11	21:44	3	6	2	3	4	4 (2)	1 (2)	2 (2)	3	3 (2)	1 (3)	—



**2022-23 Averages:** 5.0 ppg, 2.4 rpg, 0.5 apg, 0.6 bpg, 14.0 mpg, .500 FG%, .338 3FG%, .738 FT%  
**2022-23 Highlights:**

- Matched a season-high seven total rebounds versus Detroit (4/9)
- Tied a season high with three blocks versus Oklahoma City (1/13)
- Played a season-high 31 minutes versus Oklahoma City (1/13)
- Recorded a season-high six rebounds at Cleveland (1/2)
- Had a season-high 16 points and tied a season high of five rebounds versus Dallas (12/10)
- Shot a season-high 5-of-5 (1.000) from the field (minimum of five shots attempted) versus Toronto (11/7)

**Career Highlights:**

- Has postseason experience with the Bulls (2021-22) and Miami Heat (2019-20)
- Won the Slam Dunk contest at NBA All Star Weekend 2020
- Scored a career-high 25 points against the L.A. Clippers 2/5/20 while with Miami
- Has suited up for Phoenix, Miami, Portland and Chicago

**LAST 4 GAMES**

Date	Opp	Min	FG-FGA	3FG-3FGA	FT-FTA	OFF-DEF-TOT	A	PF	Stl	TO	Blk	PTS
4/4	vs. ATL	6:26	0-0	0-0	0-0	0-0-0	0	0	0	0	0	0
4/5	@ MIL	19:02	3-5	2-4	0-0	0-0-0	0	2	2	1	1	8
4/7	@ DAL	20:53	2-6	2-4	0-2	1-4-5	0	4	0	0	1	6
4/9	vs. DET	9:39	2-6	0-3	0-0	3-4-7	0	0	1	0	1	4

**NBA PLAY-IN GAME 1**


Date	Opp	Min	FG-FGA	3FG-3FGA	FT-FTA	OFF-DEF-TOT	A	PF	Stl	TO	Blk	PTS
4/12	@ TOR	4:33	0-0	0-0	0-0	0-0-0	0	0	0	0	0	0

**SEASON/CAREER HIGHS**

	PTS	MIN	FG	FGA	3FG	3FGA	FT	FTA	OREB	DREB	REB	AST	STL	BLK
2022-23	16	30:57	6 (2)	10 (2)	4	5	6	6	4	5	7 (2)	3 (3)	2 (5)	3 (3)
Career	25	37:28	10	17	4	9	9	14	7	10	14	4	5	4



**19 MARKO SIMONOVIĆ C 7-0 244 10/15/99 KK MEGA BASKET/MONTENEGRO 2ND SEASON**



**2022-23 Averages:** 0.9 ppg, 0.3 rpg, 0.0 apg, 2.8 mpg, .286 FG%, .250 3FG%, .500 FT%  
**2022-23 Averages (Windy City Bulls/Showcase):** 17 gms, 13.4 ppg, 9.8 rpg, 2.5 apg, 28.9 mpg, .497 FG%, .308 3FG%, .708 FT%  
**2022-23 Averages (Windy City Bulls/Regular Season):** 25 gms, 15.9 ppg, 10.0 rpg, 1.4 apg, 28.3 mpg, .524 FG%, .393 3FG%, .814 FT%  
**2022-23 Highlights:**

- Recorded career-high in minutes (8:14) and season-bests in points (4), FGM (1), FGA (3) and 3FG (1) versus Detroit (4/9)
- Has logged 17 DNPs; listed inactive for 58 games (G League Assignment & Injury Designation)
- Posted a career-best 26 points and 21 rebounds with the Windy City Bulls (vs. Westchester Knicks, 3/5)
- Made his season debut versus Cleveland (10/22)

**Career Highlights:**

- Earned NBA 2K23 All-Summer League Second Team honors after averaging 15.6 points, 8.8 rebounds and 2.0 assists through five games
- Named 2020-21 MVP for Adriatic League Liga ABA Rounds 1 and 19, and the 2020-21 Adriatic League Liga ABA Top 5 while playing with KK Mega Bemax
- Began professional career in Italy at the age of 16 in 2015 with PMS Moncalieri

**LAST 4 GAMES**

Date	Opp	Min	FG-FGA	3FG-3FGA	FT-FTA	OFF-DEF-TOT	A	PF	Stl	TO	Blk	PTS
4/4	vs. ATL	2:06	1-2	0-1	0-0	0-0-0	0	0	0	0	0	2
4/5	@ MIL	0:39	0-0	0-0	0-0	0-0-0	0	0	0	0	0	0
4/7	@ DAL	DNP-CD										
4/9	vs. DET	8:14	1-3	1-2	1-2	0-1-1	0	3	0	0	0	4

**NBA PLAY-IN GAME 1**

Date	Opp	Min	FG-FGA	3FG-3FGA	FT-FTA	OFF-DEF-TOT	A	PF	Stl	TO	Blk	PTS
4/12	@ TOR	DNP-CD										

**SEASON/CAREER HIGHS**

	PTS	MIN	FG	FGA	3FG	3FGA	FT	FTA	OREB	DREB	REB	AST	STL	BLK
2022-23	4	8:14	1 (2)	3	1	2	1	2	1	1	1 (2)	0	0	0
Career	8	8:14	3	5	1 (2)	2 (2)	2	3	2	2	4	0	1	1

**32 TERRY TAYLOR\* F 6-5 230 9/23/99 AUSTIN PEAY / USA 2ND SEASON**



**2022-23 Averages (CHICAGO):** 4.0 ppg, 1.6 rpg, 0.0 apg, 0.0 spg, 7.1 mpg, .900 FG%, 1.000 3FG%, .250 FT%  
**2022-23 Averages (INDIANA):** 2.7 ppg, 1.5 rpg, 0.4 apg, 0.1 spg, 8.8 mpg, .462 FG%, .222 3FG%, .714 FT%  
**2022-23 Averages (TOTAL):** 2.9 ppg, 1.5 rpg, 0.3 apg, 0.1 spg, 8.5 mpg, .520 FG%, .263 3FG%, .545 FT%  
**2022-23 Averages (Windy City Bulls/Regular Season):** 7 gms, 20.0 ppg, 12.3 rpg, 1.9 apg, 34.3 mpg, .548 FG%, .346 3FG%, .714 FT%  
**2022-23 Highlights:**

- Signed a two-way contract as a free agent with the Chicago Bulls (2/22)
- Recorded a season-high 11 points versus Chicago while with Indiana (1/24)
- Snared a season-high seven rebounds versus San Antonio while with Indiana (10/21)
- Played a season-high 24:02 minutes and logged a season best two steals versus Washington while with Indiana (10/19)

\*Two-Way Player

**Career Highlights:**

- Was the only rookie in the NBA during the 2021-22 season to average at least 9.0 points and 5.0 rebounds while shooting .600 FG% or above
- Notched career-highs of 24 points and 16 rebounds versus the Orlando Magic (2/2/22) – the first double-double of his career
- Recorded his first NBA points versus the Charlotte Hornets (1/26/22)
- Made his NBA debut versus the Brooklyn Nets (1/5/22)
- Signed a two-way contract with the Indiana Pacers as an undrafted free agent (12/15/21)
- Three-time All-OVC First Team selection (2018-21)
- Two-time OVC Player of the Year (2019-20, 2020-21)
- Named the Ohio Valley Conference (OVC) Freshman of the Year (2017-18)
- Played four seasons at Austin Peay State University (2017-18 – 2020-21)

**LAST 4 GAMES**

Date	Opp	Min	FG-FGA	3FG-3FGA	FT-FTA	OFF-DEF-TOT	A	PF	Stl	TO	Blk	PTS
4/4	vs. ATL	DNP-CD										
4/5	@ MIL	DNP-CD										
4/7	@ DAL	12:00	4-4	0-0	0-2	2-1-3	0	0	0	0	0	8
4/9	vs. DET	15:03	2-3	0-0	1-2	2-2-4	0	1	0	0	1	5

**NBA PLAY-IN GAME 1**

Date	Opp	Min	FG-FGA	3FG-3FGA	FT-FTA	OFF-DEF-TOT	A	PF	Stl	TO	Blk	PTS
4/12	@ TOR	G League – Two-Way Player										

**SEASON/CAREER HIGHS**

	PTS	MIN	FG	FGA	3FG	3FGA	FT	FTA	OREB	DREB	REB	AST	STL	BLK
2022-23	11	24:02	5	11	1 (5)	3 (2)	3	4	4	5	7	2 (2)	2	1 (6)
Career	24	38:07	10	17	3	4 (2)	4	6	8 (2)	10	16	5	2 (4)	2

**25 DALEN TERRY G 6-7 200 7/12/02 ARIZONA / USA ROOKIE**



**2022-23 Averages:** 2.2 ppg, 1.0 rpg, 0.6 apg, 5.6 mpg, .444 FG%, .259 3FG%, .667 FT%  
**2022-23 Averages (Windy City Bulls/Showcase):** 10 gms, 12.8 ppg, 6.9 rpg, 4.6 apg, 30.7 mpg, .464 FG%, .393 3FG%, .842 FT%  
**2022-23 Averages (Windy City Bulls/Regular Season):** 3 gms, 19.7 ppg, 7.7 rpg, 4.3 apg, 32.4 mpg, .477 FG%, .417 3FG%, .857 FT%  
**2022-23 Highlights:**

- Recorded a career-high three steals versus Detroit (4/9)
- Made a career-high three 3FGM versus Brooklyn (2/24)
- Recorded career highs in points (13), FG (6), FGA (12), 3FGA (4), ORB (5), RB (7), AST (6) and MIN (27) versus Milwaukee (2/16)
- Scored first points of his career (four) at Toronto (11/6)
- Made career debut versus Cleveland, logging four minutes (10/22)

**Career Highlights:**

- Selected by the Bulls with the 18th overall pick in 2022 NBA Draft
- Played two seasons at Arizona and averaged 8.0 points (.502 FG%, .364 3FG%), 4.8 rebounds, 3.9 assists and 1.2 steals in 2021-22 for the Wildcats
- Named to the All-Pac 12 Defensive Team and was an Honorable Mention All-Pac 12 player last season (2022)

**LAST 4 GAMES**

Date	Opp	Min	FG-FGA	3FG-3FGA	FT-FTA	OFF-DEF-TOT	A	PF	Stl	TO	Blk	PTS
4/4	vs. ATL	2:06	1-2	0-0	0-0	1-0-1	0	0	1	0	0	2
4/5	@ MIL	0:39	1-1	1-1	0-0	0-0-0	0	0	0	0	0	3
4/7	@ DAL	16:19	3-10	0-4	2-2	1-2-3	0	3	1	1	0	8
4/9	vs. DET	15:03	3-6	0-2	4-4	0-3-3	1	2	3	0	1	10

**NBA PLAY-IN GAME 1**

Date	Opp	Min	FG-FGA	3FG-3FGA	FT-FTA	OFF-DEF-TOT	A	PF	Stl	TO	Blk	PTS
4/12	@ TOR	DNP-CD										

**SEASON/CAREER HIGHS**

	PTS	MIN	FG	FGA	3FG	3FGA	FT	FTA	OREB	DREB	REB	AST	STL	BLK
2022-23	13	27:03	6	12	3	4 (2)	4	4 (2)	5	3 (2)	7	6	3	1 (4)
Career	13	27:03	6	12	3	4 (2)	4	4 (2)	5	3 (2)	7	6	3	1 (4)

**9 NIKOLA VUČEVIĆ C 6-10 260 10/24/90 USC / MONTENEGRO 12TH SEASON**



**2022-23 Averages:** 17.6 ppg, 11.0 rpg, 3.2 apg, 0.7 bpg, 33.5 mpg, .520 FG%, .349 3FG%, .835 FT%  
**2022-23 Highlights:**

- Tied a career-high in points scored in a single game with 43 versus Golden State (1/15)
- Became one of seven players in NBA history at the time to record minimums of 40 points, 10 rebounds, five 3FGM and four steals in a single game versus Golden State (1/15)
- Recorded back-to-back games with minimums of 15 points and 15 rebounds (2/7-2/9) – the 16th time in his career he has done so and the sixth time with Chicago
- Recorded the fifth triple-double of his career at Philadelphia (1/6)
- Became first player in team history to tally at least 20 points, 15 rebounds and five 3FGM in a game (vs. Philadelphia, 10/29)
- Grabbed his 8,000th career rebound at Atlanta (12/11), becoming only the fifth active player with 8,000 or more rebounds
- Amassed a season-high 23 rebounds versus Boston (10/24), including 10 offensive rebounds
- Became the second Bulls center in team history to shoot 12-for-12 or better from the free-throw line in a game (at Washington, 10/21)

**Career Highlights:**

- Averaged career-high 23.4 points per game during the 2020-21 season with the Chicago Bulls and Orlando Magic
- Two-time NBA All-Star (2019 and 2021)
- Named NBA's Eastern Conference Player of the Week three times (3/30/14, 11/18/18, 11/17/19)
- Has suited up for Philadelphia, Orlando and Chicago
- Drafted by the Philadelphia 76ers with the No. 16 overall pick in the 2011 NBA Draft

**LAST 4 GAMES**

Date	Opp	Min	FG-FGA	3FG-3FGA	FT-FTA	OFF-DEF-TOT	A	PF	Stl	TO	Blk	PTS
4/4	vs. ATL	34:04	8-15	0-2	3-3	2-8-10	3	1	0	1	0	19
4/5	@ MIL	33:56	9-21	1-6	2-2	2-9-11	4	2	0	3	0	21
4/7	@ DAL	27:44	7-11	1-3	5-5	1-9-10	4	1	0	1	0	20
4/9	vs. DET	17:27	4-9	0-0	0-0	0-7-7	0	1	3	0	0	8

**NBA PLAY-IN GAME 1**

Date	Opp	Min	FG-FGA	3FG-3FGA	FT-FTA	OFF-DEF-TOT	A	PF	Stl	TO	Blk	PTS
4/12	@ TOR	38:59	6-14	0-4	2-2	1-12-13	4	3	1	1	1	14

**SEASON/CAREER HIGHS**

	PTS	MIN	FG	FGA	3FG	3FGA	FT	FTA	OREB	DREB	REB	AST	STL	BLK
2022-23	43	46:16	18	31	5 (2)	10 (2)	12	12	10	16 (2)	23	10	4 (2)	3 (6)
Career	43 (2)	47:17	18 (2)	31	6	13	12	12	11	20	29	12	6	6

**0 COBY WHITE G 6-5 206 2/16/00 NORTH CAROLINA / USA 4TH SEASON**



**2022-23 Averages:** 9.7 ppg, 2.9 rpg, 2.8 apg, 0.7 spg, 23.4 mpg, .443 FG%, .372 3FG%, .871 FT%

**2022-23 Highlights:**

- Had 40 games with at least two 3FGM; notched a season-high five 3FGM at Indiana (2/15)
- Handed out a season-high 11 assists at Dallas (4/7)
- With two 3FGM at Milwaukee (4/5), moved ahead of Michael Jordan (555) for fifth all-time in 3FGM in Bulls history
- Tied a season-high three steals at Detroit (3/1) (previously versus Cleveland – 12/31, and at Milwaukee – 11/23)
- Played a season-high 37:00 minutes versus Milwaukee (2/16)
- Recorded a season-high 25 points at Indiana (2/15)
- Became the fastest player in Bulls history to reach 500 career 3FGM (237 games), hitting No. 500 and 501 versus LA Clippers (1/31)
- Took sole possession of sixth place in franchise history in made 3FGM with two treys (494, 495) versus Atlanta (1/23)

**Career Highlights:**

- Named Kia NBA Eastern Conference Rookie of the Month in February 2020 and selected to the 2020 All-Rookie Second Team
- Made seven three-pointers in the fourth quarter against New York (11/12/19), setting a Bulls franchise record for most 3FGM in a single quarter
- Selected by the Chicago Bulls with the No. 7 overall pick in 2019 NBA Draft
- Earned First Team ACC All-Freshman team honors and named Second Team All-ACC with North Carolina in 2019

**LAST 4 GAMES**

Date	Opp	Min	FG-FGA	3FG-3FGA	FT-FTA	OFF-DEF-TOT	A	PF	Stl	TO	Bk	PTS
4/4	vs. ATL	22:24	3-10	0-4	1-1	0-1-1	3	2	1	2	0	7
4/5	@ MIL	24:47	6-10	2-4	0-0	0-6-6	1	0	0	4	0	14
4/7	@ DAL	42:05	10-17	2-6	2-2	0-7-7	11	2	0	3	2	24
4/9	vs. DET	14:41	2-4	1-2	0-0	0-3-3	1	0	0	1	0	5

**NBA PLAY-IN GAME 1**

Date	Opp	Min	FG-FGA	3FG-3FGA	FT-FTA	OFF-DEF-TOT	A	PF	Stl	TO	Bk	PTS
4/12	@ TOR	24:46	4-4	1-1	0-0	0-0-0	5	3	1	1	0	9

**SEASON/CAREER HIGHS**

	PTS	MIN	FG	FGA	3FG	3FGA	FT	FTA	OREB	DREB	REB	AST	STL	BLK
2022-23	25	42:05	10	17(2)	5	9(3)	5(2)	6	2	7	7(2)	11	3(3)	2(2)
Career	36	44:24	15	23	8	17	7	8	3	9	10	13	4	2(3)

**44 PATRICK WILLIAMS F 6-7 231 8/26/01 FLORIDA STATE / USA 3RD SEASON**



**2022-23 Averages:** 10.2 ppg, 4.0 rpg, 1.2 apg, 0.9 spg, 28.3 mpg, .464 FG%, .415 3FG%, .857 FT%

**2022-23 Highlights:**

- Recorded a season-high 23 points at Dallas (4/7)
- Matched a season and career-high with four steals versus Sacramento (3/15)
- Posted his first double-double (fifth career) of the season with 18 points and 10 rebounds versus Atlanta (1/23)
- Pulled down a season-high 10 rebounds versus Atlanta (1/23)
- Set a career high in assists with five versus the Knicks (12/14)
- Tallied a career-high four blocks versus New Orleans (11/9)
- Along with guard Ayo Dosunmo, became the 12th Bulls duo age 22 or younger to start on opening night (at Miami, 10/19)

**Career Highlights:**

- Named to the All-Rookie Second Team in 2021
- Drafted by the Chicago Bulls with the No. 4 overall pick in the 2020 NBA Draft
- Named to the 2019-20 All-ACC Freshman Team while at Florida State
- Named 2019-20 ACC Sixth Man of the Year while at Florida State

**LAST 4 GAMES**

Date	Opp	Min	FG-FGA	3FG-3FGA	FT-FTA	OFF-DEF-TOT	A	PF	Stl	TO	Bk	PTS
4/4	vs. ATL	26:41	6-9	2-5	1-2	1-1-2	1	3	2	0	2	15
4/5	@ MIL	28:50	2-8	2-5	0-0	3-3-6	1	0	0	2	0	6
4/7	@ DAL	36:41	9-18	3-5	2-3	1-7-8	2	2	2	2	2	23
4/9	vs. DET	21:52	1-5	0-1	0-0	1-1-2	1	1	1	0	1	2

**NBA PLAY-IN GAME 1**

Date	Opp	Min	FG-FGA	3FG-3FGA	FT-FTA	OFF-DEF-TOT	A	PF	Stl	TO	Bk	PTS
4/12	@ TOR	25:21	4-12	2-5	0-0	2-0-2	2	1	2	1	2	10

**SEASON/CAREER HIGHS**

	PTS	MIN	FG	FGA	3FG	3FGA	FT	FTA	OREB	DREB	REB	AST	STL	BLK
2022-23	23	41:13	9	18	4	7(2)	7	8	5	7(5)	10	5	4(2)	4
Career	35	41:13	10	21	4	7(2)	12	14	5	10	14	5	4(3)	4



# 2022-23 CHICAGO BULLS ROSTER

(as of 4/13/23, subject to change)

NO.	PLAYER	POS	HT	WT	DOB	PRIOR TO NBA/HOME COUNTRY	YRS.
0	Coby White	G	6-5	206	2/16/00	North Carolina/USA	3
2	Lonzo Ball	G	6-6	197	10/27/97	UCLA/USA	5
3	Andre Drummond	C	6-11	289	8/10/93	Connecticut/USA	10
5	Derrick Jones Jr.	F	6-6	190	2/15/97	UNLV/USA	6
6	Alex Caruso	G	6-5	186	2/28/94	Texas A&M/USA	5
8	Zach LaVine	G	6-5	205	3/10/95	UCLA/USA	8
9	Nikola Vučević	C	6-10	260	10/24/90	USC/Montenegro	11
11	DeMar DeRozan	G/F	6-6	220	8/7/89	USC/USA	13
12	Ayo Dosunmu	G	6-4	200	1/17/00	Illinois/USA	1
19	Marko Simonović	C	7-0	244	10/15/99	KK Mega Basket/Montenegro	1
21	Patrick Beverley	G	6-2	180	7/12/88	Arkansas/USA	10
22	Carlik Jones	G	6-1	185	12/23/97	Louisville/USA	2
24	Javonte Green	G	6-5	205	7/23/93	Radford/USA	3
25	Dalen Terry	G	6-7	200	7/12/02	Arizona/USA	R
32	Terry Taylor*	F	6-5	230	9/23/99	Austin Peay/USA	2
34	Justin Lewis*	F	6-7	245	4/12/02	Marquette/USA	R
44	Patrick Williams	F	6-7	231	8/26/01	Florida State/USA	2

\*Indicates Two-Way Player

**HEAD COACH:** ..... Billy Donovan  
**ASSISTANT COACHES:** ..... Maurice Cheeks, Chris Fleming, Josh Longstaff, John Bryant, Damian Cotter, Billy Schmidt  
**PLAYER DEVELOPMENT COORDINATORS:** ..... Ty Abbott, Brad Burgess, Amadou Mbodji, Jordan Ash, Logan Power  
**VIDEO COORDINATORS:** ..... Billy Donovan III, Isiah Price, Alex Reilly  
**DIRECTOR OF PERFORMANCE HEALTH:** ..... Chip Schaefer  
**HEAD ATHLETIC TRAINER:** ..... Todd Campbell  
**ASSISTANT ATHLETIC TRAINER:** ..... Arnold Lee  
**HEAD STRENGTH & CONDITIONING COACH:** ..... Geoffrey Puls  
**ASSISTANT STRENGTH & CONDITIONING COACH:** ..... Matthew Comer  
**PHYSICAL THERAPIST:** ..... Mike Orr  
**HEAD EQUIPMENT MANAGER & TRAVEL COORDINATOR:** ..... Steve Pankow  
**ASSISTANT EQUIPMENT MANAGER:** ..... Daniel Langston

### Alphabetical Roster

2 Lonzo Ball  
 21 Patrick Beverley  
 13 Tony Bradley  
 6 Alex Caruso  
 11 DeMar DeRozan  
 12 Ayo Dosunmu  
 3 Andre Drummond  
 24 Javonte Green  
 22 Carlik Jones  
 5 Derrick Jones Jr.  
 8 Zach LaVine  
 34 Justin Lewis\*  
 19 Marko Simonović  
 32 Terry Taylor\*  
 25 Dalen Terry  
 9 Nikola Vučević  
 0 Coby White  
 44 Patrick Williams

## CHICAGO BULLS BLUEPRINT

### VIA THE NBA DRAFT (5)

**Coby White**, 7<sup>th</sup> overall in 2019  
**Patrick Williams**, 4<sup>th</sup> overall in 2020  
**Marko Simonović**, 44<sup>th</sup> overall in 2020  
**Ayo Dosunmu**, 38<sup>th</sup> overall in 2021  
**Dalen Terry**, 18<sup>th</sup> overall in 2022

### VIA FREE AGENCY/WAIVERS (6)

**Alex Caruso**, signed 8/10/21  
**Javonte Green**, signed 8/11/21  
**Andre Drummond**, signed 8/6/22  
**Patrick Beverley**, signed 2/21/23  
**Terry Taylor**, signed 2/22/23  
**Carlik Jones**, signed 3/3/23  
**Justin Lewis**, signed 3/7/23

### VIA TRADE (5)

**Zach LaVine**, Traded by MIN along with Kris Dunn and the draft rights to Lauri Markkanen in exchange for Jimmy Butler and the draft rights to Justin Patton (6/22/17).

**Nikola Vučević**, Traded by ORL along with Al-Farouq Aminu and two first-round draft picks with certain lottery position protections for Otto Porter Jr. and Wendell Carter Jr. (3/25/21).

**Lonzo Ball**, Acquired from NOP in a sign-and-trade agreement for Garrett Temple (also via sign-and-trade), Tomas Satoransky, a 2024 second-round draft pick and cash considerations (8/8/21).

**DeMar DeRozan**, Acquired from SAS in a sign-and-trade agreement for Thaddeus Young, Al-Farouq Aminu, a protected first-round draft pick, and two second-round draft picks (8/11/21).

**Derrick Jones Jr.**, Acquired from POR in a three-team trade for Lauri Markkanen (8/29/21).



# 2022-23 MEDIA CHEAT SHEET



**0** COBY  
WHITE

Position: Guard  
Height: 6-5  
Weight: 206



**2** LONZO  
BALL

Position: Guard  
Height: 6-6  
Weight: 197



**3** ANDRE  
DRUMMOND

Position: Center  
Height: 6-11  
Weight: 289



**5** DERRICK  
JONES JR.

Position: Forward  
Height: 6-6  
Weight: 190




**6** ALEX  
CARUSO

Position: Guard  
Height: 6-5  
Weight: 186



**8** ZACH  
LAVINE

Position: Guard  
Height: 6-5  
Weight: 205



**9** NIKOLA  
VUČEVIĆ

Position: Center  
Height: 6-10  
Weight: 260




**11** DEMAR  
DEROZAN

Position: G/F  
Height: 6-6  
Weight: 220



**12** AYO  
DOSUNMU

Position: Guard  
Height: 6-4  
Weight: 200



**19** MARKO  
SIMONOVIĆ

Position: Center  
Height: 7-0  
Weight: 244



**21** PATRICK  
BEVERLEY

Position: Guard  
Height: 6-2  
Weight: 180



**22** CARLIK  
JONES

Position: Guard  
Height: 6-1  
Weight: 185



**24** JAVONTE  
GREEN

Position: Guard  
Height: 6-5  
Weight: 205




**25** DALEN  
TERRY

Position: Guard  
Height: 6-7  
Weight: 200



**32** TERRY  
TAYLOR

Position: Forward  
Height: 6-5  
Weight: 230



**34** JUSTIN  
LEWIS

Position: Forward  
Height: 6-7  
Weight: 245



**44** PATRICK  
WILLIAMS

Position: Forward  
Height: 6-7  
Weight: 231

## BULLS SITUATIONAL RECORDS:

Playing the Atlantic Division	9-9	Made 20 or more free throws	15-11
Playing the Central Division	7-9	Bench outscores Opponents' bench	21-11
Playing the Southeast Division	11-7	On first night of back-to-back	9-6
Playing the Eastern Conference	27-25	On second night of back-to-back	6-9
Playing the Southwest Division	5-5	All starters with double-digit scoring	6-3
Playing the Northwest Division	6-4	Zach LaVine scores 20+ points	30-26
Playing the Pacific Division	2-8	DeMar DeRozan scores 20+ points	27-25
Playing the Western Conference	13-17	Two or More Players score 20+ points	29-24
Bulls score 100+ points	40-31	Nikola Vučević grabs 10+ rebounds	31-22
Opponents held under 100 points	11-1	Nikola Vučević posts a double-double	29-22
Opponents score 100+ points	29-41	Ayo Dosunmo scores 15+ points	6-3
Outrebounding Opponents	25-7	Coby White makes 2+ three-pointers	22-18
Record more assists than the Opponent	23-12	Two or more players posted a double-double	10-2
Outshot the Opponent	34-16	On Sunday	6-6
Shot .500 or better from the floor	27-9	On Monday	6-5
Opponent shot .500 or better from the floor	4-15	On Tuesday	2-5
Made more 3FG than the Opponent	15-8	On Wednesday	10-10
Outscoring Opponents in the Paint	26-15	On Thursday	2-3
Outscoring Opponents in 2 <sup>nd</sup> Chance Points	18-18	On Friday	8-9
Outscoring Opponents in Fast Break Points	22-24	On Saturday	6-4

### 2022-23 REGULAR SEASON TEAM HIGHS

Category	Bulls	Opponents
Field Goals	54 (vs. DAL, 12/10)	57 (at MIN, 12/18)
Field Goal Attempts	101 (at OKC, 11/25) – OT	110 (vs. MIL, 12/28)
Field Goal Percentage	.635 (vs. DAL, 12/10)	.655 (at MIN, 12/18)
3-pt. Field Goals	20 (at PHI, 1/6)	23 (at MIN, 12/18)
3-pt. Field Goal Attempts	42 (2x) – (vs. SAC, 3/15)	55 (at DAL, 4/7)
3-pt. Field Goal Percentage	.607 (at POR, 3/24)	.593 (vs. CLE, 10/22)
Free Throws	30 (at CLE, 1/2)	33 (at CLE, 1/2)
Free Throw Attempts	34 (at CLE, 1/2)	45 (at CLE, 1/2)
Free Throw Percentage	1.000 (vs. MIA, 3/18)	1.000 (at ATL, 12/21)
Rebounds	60 (vs. BOS, 10/24)	61 (vs. MIL, 12/28)
Offensive Rebounds	15 (5x) – (vs. PHI, 3/22)	23 (at TOR, 11/6)
Defensive Rebounds	46 (vs. BOS, 10/24)	46 (at CHA, 1/26)
Assists	34 (2x) – (vs. MIA, 3/18)	41 (at LAC, 3/27)
Personal Fouls	33 (at CLE, 1/2)	28 (at PHX, 11/30)
Steals	15 (2x) – (vs. DET, 4/9)	15 (vs. LAC, 1/31)
Turnovers	23 (at CLE, 2/11)	25 (vs. DET, 4/9)
Blocks	12 (at MIL, 11/23)	12 (2x) – (vs. CHA, 11/2)

\*Parenthesis marks total times – most recent game listed

### 2022-23 REGULAR SEASON TEAM LOWS

Category	Bulls	Opponents
Field Goals	32 (at MEM, 2/7)	30 (vs. BKN, 2/24)
Field Goal Attempts	71 (at TOR, 2/28)	74 (at BKN, 11/1)
Field Goal Percentage	.368 (at MEM, 2/7)	.365 (vs. DET, 4/9)
3-pt. Field Goals	3 (vs. ORL, 2/13)	3 (vs. NOP, 11/9)
3-pt. Field Goal Attempts	20 (vs. BKN, 1/4)	19 (vs. NOP, 11/9)
3-pt. Field Goal Percentage	.143 (vs. ORL, 2/13)	.158 (vs. NOP, 11/9)
Free Throws	6 (2x) – (vs. MIA, 3/18)	6 (at UTA, 11/28)
Free Throw Attempts	8 (vs. NYK, 12/16)	10 (at CHA, 3/31)
Free Throw Percentage	.588 (at PHI, 1/6)	.400 (at UTA, 11/28)
Rebounds	30 (at MIN, 12/18)	31 (3x) – (at POR, 3/24)
Offensive Rebounds	2 (vs. NYK, 12/16)	4 (3x) – (at CHA, 3/31)
Defensive Rebounds	24 (at MIN, 12/18)	22 (2x) – (vs. IND, 3/5)
Assists	14 (vs. CLE, 12/31)	18 (vs. MIL, 12/28)
Personal Fouls	11 (2x) – (at MIL, 4/5)	10 (vs. MIA, 3/18)
Steals	2 (at NOP, 11/16)	1 (3x) – (vs. DET, 4/9)
Turnovers	3 (vs. MEM, 4/2)	7 (at PHI, 1/6)
Blocks	0 (at MIA, 12/20)	0 (2x) – (at ORL, 1/28)

### 2022-23 HIGH POINT TOTALS

Category	Bulls	Opponents
Points, Game	144 (vs. DAL, 12/10)	150 (at MIN, 12/18)
Points, 1 <sup>st</sup> Half	82 (vs. DAL, 12/10)	72 (vs. OKC, 1/13)
Points, 2 <sup>nd</sup> Half	75 (vs. MEM, 4/2)	83 (at CLE, 1/2)
Points, 1 <sup>st</sup> Quarter	40 (2x) – (vs. BKN, 1/4)	40 (vs. PHX, 3/3)
Points, 2 <sup>nd</sup> Quarter	42 (vs. DAL, 12/10)	43 (vs. POR, 2/4)
Points, 3 <sup>rd</sup> Quarter	40 (2x) – (vs. MEM, 4/2)	44 (at CLE, 1/2)
Points, 4 <sup>th</sup> Quarter	42 (vs. UTA, 1/7)	39 (at CLE, 1/2)
Points, Overtime	16 (vs. MIN, 3/17)	15 (at CLE, 1/2)
Points in Paint	74 (vs. SAS, 2/6)	70 (vs. ATL, 4/4)
2 <sup>nd</sup> Chance Points	22 (at SAS, 10/28)	29 (vs. LAL, 3/29)
Fastbreak Points	28 (vs. MEM, 4/2)	26 (2x) – (at LAC, 3/27)

\*Parenthesis marks total times – most recent game listed

### 2022-23 LOW POINT TOTALS

Category	Bulls	Opponents
Points, Game	89 (2x) – (at CLE, 2/11)	81 (vs. DET, 4/9)
Points, 1 <sup>st</sup> Half	39 (at MEM, 2/7)	29 (vs. BKN, 2/24)
Points, 2 <sup>nd</sup> Half	38 (2x) – (at WAS, 1/11)	35 (vs. DET, 4/9)
Points, 1 <sup>st</sup> Quarter	14 (at MEM, 2/7)	15 (at IND, 2/15)
Points, 2 <sup>nd</sup> Quarter	18 (at PHX, 11/30)	11 (vs. BKN, 2/24)
Points, 3 <sup>rd</sup> Quarter	18 (vs. DET, 4/9)	16 (vs. MEM, 4/2)
Points, 4 <sup>th</sup> Quarter	14 (at MEM, 2/7)	13 (at WAS, 1/11)
Points, Overtime	3 (vs. NYK, 12/14)	7 (vs. MIL, 12/28)
Points in Paint	26 (vs. PHX, 3/3)	22 (2x) – (vs. PHX, 3/3)
2 <sup>nd</sup> Chance Points	0 (vs. NYK, 12/16)	0 (2x) – (vs. ORL, 2/13)
Fastbreak Points	2 (2x) – (at MIA, 12/20)	0 (vs. BKN, 2/24)

## 2022-23 BENCH SCORING

	BULLS	OPPONENT
Season Average	31.3 (total bench points: 2,564)	33.6 (total bench points: 2,759)
Team High	63 (vs. DAL, 12/10)	77 (at DAL, 4/7)
Team Low	11 (at CHA, 1/26)	5 (at CLE, 2/11)
Player High	C. White – 25 (at IND, 2/15)	J. Poole – 30 (at GSW, 12/2)

## 2022-23 REGULAR SEASON PLAYER HIGHS

Category	Bulls	Opponents
Points, Game	DeRozan – 49 (vs. MIN, 3/17)	Mitchell – 71 (at CLE, 1/2)
Points, 1 <sup>st</sup> Half	LaVine – 27 (vs. DET, 12/30)	28 (2x) – Lillard (vs. POR, 2/4)
Points, 2 <sup>nd</sup> Half	28 (2x) – LaVine (at PHI, 1/6)	Mitchell – 42 (at CLE, 1/2)
Points, 1 <sup>st</sup> Quarter	LaVine – 18 (vs. DET, 12/30)	16 (3x) – Haliburton (vs. IND, 3/5)
Points, 2 <sup>nd</sup> Quarter	Beverley – 14 (vs. MIA, 3/18)	19 (2x) – Lillard (vs. POR, 2/4)
Points, 3 <sup>rd</sup> Quarter	19 (3x) – LaVine (at DET, 3/1)	Booker – 26 (at PHX, 11/30)
Points, 4 <sup>th</sup> Quarter	LaVine – 20 (at BKN, 11/1)	Se. Curry – 19 (vs. BKN, 2/24)
Points, Overtime	DeRozan – 10 (vs. MIL, 12/28)	Mitchell – 13 (at CLE, 1/2)
Field Goals	Vucevic – 18 (vs. GSW, 1/15)	Mitchell – 22 (at CLE, 1/2)
3-Point Field Goals	LaVine – 11 (at PHI, 1/6)	8 (3x) – Batum (at LAC, 3/27)
Free Throws	DeRozan – 20 (at BOS, 11/4)	Mitchell – 20 (at CLE, 1/2)
Total Rebounds	Vucevic – 23 (vs. BOS, 10/24)	G. Antetokounmpo – 22 (vs. MIL, 12/28)
Defensive Rebounds	Vucevic (2x) – 16 (at PHI, 1/6)	Avdija – 17 (at WAS, 1/11)
Offensive Rebounds	Vucevic – 10 (vs. BOS, 10/24)	Gobert – 9 (vs. MIN, 3/17)
Assists	11 (2x) – White (at DAL, 4/7)	Holiday – 15 (at MIL, 4/5)
Steals	5 (3x) – Caruso (vs. OKC, 1/13)	5 (2x) – Leonard (vs. LAC, 1/31)
Turnovers	DeRozan – 8 (vs. LAC, 1/31)	8 (2x) – Curry (vs. GSW, 1/15)
Blocks	Williams – 4 (vs. NOP, 11/9)	Koloko – 6 (at TOR, 11/6)

\*Parenthesis marks total times – most recent game listed

## 2022-23 BULLS PLUS/MINUS REPORT

Games	Ball	Beverley	Caruso	DeRozan	Dosunmu	Drummond	Green	C. Jones	Jones Jr.	LaVine	Lewis	Simonovic	Taylor	Terry	Vucevic	Williams	White
vs. ATL, 4/4	N/A	-18	-12	-14	-6	0	N/A	N/A	1	-21	N/A	0	N/A	0	-19	-6	5
at MIL, 4/5	N/A	-13	N/A	-21	-1	-5	N/A	+3	-4	-9	N/A	+3	N/A	+3	-11	-8	-2
at DAL, 4/7	N/A	N/A	-2	N/A	+8	N/A	-7	-1	+4	N/A	N/A	N/A	+9	-18	-5	+11	+16
vs. DET, 4/9	N/A	+2	+10	-4	+20	-9	N/A	+19	+7	+8	N/A	+15	+20	+20	+9	-3	-4
<b>Season Total:</b>	<b>N/A</b>	<b>+10</b>	<b>+188</b>	<b>+75</b>	<b>-77</b>	<b>+27</b>	<b>+48</b>	<b>+26</b>	<b>+124</b>	<b>+19</b>	<b>N/A</b>	<b>+15</b>	<b>+33</b>	<b>+12</b>	<b>-24</b>	<b>-143</b>	<b>+146</b>
<b>Per Game:</b>	<b>N/A</b>	<b>+0.5</b>	<b>+2.8</b>	<b>+1.0</b>	<b>-1.0</b>	<b>+0.4</b>	<b>+1.5</b>	<b>+3.7</b>	<b>+1.9</b>	<b>+0.2</b>	<b>N/A</b>	<b>+2.1</b>	<b>+6.6</b>	<b>+0.3</b>	<b>-0.3</b>	<b>-1.7</b>	<b>+2.0</b>
<b>Per 48 Min:</b>	<b>N/A</b>	<b>+0.8</b>	<b>+5.7</b>	<b>+1.3</b>	<b>-1.8</b>	<b>+1.5</b>	<b>+4.8</b>	<b>+22.3</b>	<b>+6.7</b>	<b>+0.3</b>	<b>N/A</b>	<b>+36.0</b>	<b>+44.0</b>	<b>+2.7</b>	<b>-0.4</b>	<b>-3.0</b>	<b>+4.1</b>

## 2022-23 BULLS LEADERS

	TEAM LEADER*				DOUBLE-FIGURES					DOUBLE-DOUBLES			TRIPLE-DOUBLES
	PTS	REB	AST	MIN	10+ PTS	20+ PTS	30+ PTS	10+ REB	10+ AST	PT/REB	PT/AST	REB/AST	
Ball													
Beverley		1	3		4				3	1	1		1
Caruso			9		10					1			1
DeRozan	35	2	34	34	70	52	20	2	3	2	3		
Dosunmu	1		4	5	31	2							
Drummond		17			12	1					8		
Green	1				5								
C. Jones					1								
D. Jones Jr.					9								
LaVine	34	4	19	32	74	57	20	2		2			
Simonovic													
Taylor													
Terry			1		3								
Vucevic	10	63	13	10	75	32	1	52	1	50			1
Williams	1		1	1	46	2		1		1			
White	2		8	2	33	4			1				1

\*Includes ties

## 2022-23 CHICAGO BULLS STARTING LINEUPS

Game #	1, 2, 3, 4, 5	W-L	Pct.
1-2, 6, 11	Dosunmu, Caruso, DeRozan, Williams, Vucevic	1-3	.250
3-5, 8-10, 12-21, 26, 32-41, 45-53, 55-57	Dosunmu, LaVine, DeRozan, Williams, Vucevic	20-19	.513
7, 23-25, 27-31	Caruso, LaVine, DeRozan, Williams, Vucevic	4-5	.444
22	Caruso, LaVine, DeRozan, Green, Vucevic	0-1	.000
42-44, 54, 58	Dosunmu, LaVine, Caruso, Williams, Vucevic	1-4	.200
59	Dosunmu, White, LaVine, Williams, Vucevic	0-1	.000
60-63, 65-67, 69-70, 74, 76-79, 82	Beverley, LaVine, DeRozan, Caruso, Vucevic	11-4	.733
64, 71-72, 75, 80	Beverley, LaVine, DeRozan, Williams, Vucevic	1-4	.200
68	Dosunmu, Beverley, LaVine, DeRozan, Vucevic	0-1	.000
73	Beverley, LaVine, Caruso, Williams, Vucevic	1-0	1.000
81	Dosunmu, White, Caruso, Williams, Vucevic	1-0	1.000

## 2022-23 GAMES MISSED DUE TO INJURY/ILLNESS/OTHER

Player	Reason	Games Missed	Record
Lonzo Ball	Left Knee Surgery	82 (10/19-4/9)	40-42
Patrick Beverley	Rest	1 (4/7)	1-0
Alex Caruso	Low Back Contusion	1 (12/11)	0-1
	Right Acromioclavicular Sprain; Concussion Protocol	3 (12/23-28)	2-1
	Right Ankle Sprain	2 (1/6-7)	2-0
	Left Midfoot Soreness	8 (2/4-6, 2/13, 2/16, 3/20-22, 3/27, 4/5)	3-5
	Illness	1 (3/15)	0-1
DeMar DeRozan	Right Quadricep Strain	6 (1/11-15, 2/15-16, 3/24)	2-4
	Right Hip Soreness	1 (2/7)	0-1
	Rest	1 (4/7)	1-0
Ayo Dosunmu	Thoracic Contusion	1 (10/29)	0-1
	Pelvic Contusion	1 (12/14)	0-1
Andre Drummond	Left Shoulder Sprain	6 (10/29-11/7)	3-3
	Personal	1 (3/29)	0-1
Javonte Green	Right Knee Soreness	13 (12/4-10, 12/18-26, 1/2-9)	8-5
	Right Knee Surgery	33 (1/11-3/18, 3/24-27, 3/31)	17-16
Derrick Jones Jr.	Left Ankle Sprain	5 (12/21-30)	4-1
	Left Adductor Strain	2 (2/15-16)	0-2
Zach LaVine	Left Knee Injury Management	5 (10/19-21, 10/28, 11/6, 4/7)	2-3
Justin Lewis	Right Knee Surgery – ACL Reconstruction	17 (3/8-4/9)	12-5
Marko Simonovic	Right Cervical Strain	3 (1/24-28)	1-2
Coby White	Left Quadricep Contusion	8 (11/1-16)	3-5
		<b>TOTAL: 201</b>	

## 2022-23 CHICAGO BULLS DESIGNATION BREAKDOWN

**Inactive List:** Ball-82; Beverley-1; Caruso-15; DeRozan-8; Dosunmu-2; Drummond-7; Green-44; C. Jones-34; D. Jones Jr.-7; LaVine-5; Lewis-17; Simonovic-58; Taylor-11; Terry-3; White-8

**DNP-CD:** Drummond-8; Green-3; C. Jones-14; Jones Jr.-10; Simonovic-17; Taylor-7; Terry-41

**DNP-Injury/Illness:** N/A

**NWT:** Drummond-1

**DND:** Green-3

## 2022-23 CHICAGO BULLS GAME-BY-GAME

Date	Opponent	Res.	Bulls-Opp	Stk	Hm	Rd	Total	High Points	High Rebounds	High Assists	Opp. Scoring	Attendance
Oct 19	@Miami	W	116-108	W1	0-0	1-0	1-0	DeRozan-37	Vucevic-17	DeRozan-9	Butler-24	19,600
Oct 21	@Washington	L	100-102	L1	0-0	1-1	1-1	DeRozan-32	Drummond-10	DeRozan-6	Kuzma-26	20,476*
Oct 22	CLEVELAND	L	96-128	L2	0-1	1-1	1-2	LaVine-23	Drummond-7	LaVine-4	Mitchell-32	21,089*
Oct 24	BOSTON	W	120-10	W1	1-1	1-1	2-2	DeRozan-25	Vucevic-23	Dragic-6	Tatum-26	17,673
Oct 26	INDIANA	W	124-109	W2	2-1	1-1	3-2	LaVine-28	Drummond-13	Dosunmu-7	Hield-25	18,306
Oct 28	@San Antonio	L	124-129	L1	2-1	1-2	3-3	DeRozan-33	Drummond-14	Dragic-5	Johnson-33	16,562
Oct 29	PHILADELPHIA	L	109-114	L2	2-2	1-2	3-4	DeRozan-24	Vucevic-19	Caruso-6	Embiid-25	19,010
Nov 1	@Brooklyn	W	108-99	W1	2-2	2-2	4-4	LaVine-29	Vucevic-15	LaVine-5	Durant-32	17,732*
Nov 2	CHARLOTTE	W	106-88	W2	3-2	2-2	5-4	Green-17	Vucevic-13	LaVine-6	Oubre-24	17,886
Nov 4	@Boston	L	119-123	L1	3-2	2-3	5-5	DeRozan-46	Vucevic-12	DeRozan-5	Tatum-36	19,156*
Nov 6	@Toronto	L	104-113	L2	3-2	2-4	5-6	DeRozan-20	Vucevic-12	Caruso-11	VanVleet-30	19,800*
Nov 7	TORONTO	W	111-97	W1	4-2	2-4	6-6	LaVine-30	Vucevic-13	DeRozan-7	VanVleet-27	21,142*
Nov 9	NEW ORLEANS	L	111-115	L1	4-3	2-4	6-7	DeRozan-33	Vucevic-7	Dragic-6	Ingram-22	19,621
Nov 13	DENVER	L	103-126	L2	4-4	2-4	6-8	LaVine-21	Drummond-11	Dragic-6	Porter-31	21,602*
Nov 16	@New Orleans	L	110-124	L3	4-4	2-5	6-9	DeRozan-28	Vucevic-10	Dragic/DeRozan-7	McCollum-23	14,658
Nov 18	ORLANDO	L	107-108	L4	4-5	2-5	6-10	DeRozan-41	Vucevic-16	Vucevic-7	Carter-21	21,031*
Nov 21	BOSTON	W	121-107	W1	5-5	2-5	7-10	DeRozan-28	Vucevic-13	Vucevic-6	Tatum-28	20,786
Nov 23	@Milwaukee	W	118-113	W2	5-5	3-5	8-10	DeRozan-36	Drummond-8	DeRozan-8	G. Antetokounmpo-36	17,341*
Nov 25	@Oklahoma City	L	119-123 (OT)	L1	5-5	3-6	8-11	DeRozan-30	Vucevic-13	DeRozan-6	Gilgeous-Alexander-30	16,082
Nov 28	@Utah	W	114-107	W1	5-5	4-6	9-11	DeRozan-26	Drummond/Vucevic-10	DeRozan-6	Markkanen-32	18,206*
Nov 30	@Phoenix	L	113-132	L1	5-5	4-7	9-12	DeRozan-29	Vucevic-8	LaVine-7	Booker-51	17,071*
Dec 2	@Golden State	L	111-119	L2	5-5	4-8	9-13	Vucevic-23	Vucevic-11	DeRozan-7	Poole-30	18,064*
Dec 4	@Sacramento	L	101-110	L3	5-5	4-9	9-14	LaVine-41	LaVine-8	Caruso/DeRozan-4	Monk-20	17,611*
Dec 7	WASHINGTON	W	115-111	W1	6-5	4-9	10-14	DeRozan-27	Vucevic-11	Caruso-9	Porzingis-28	19,265
Dec 10	DALLAS	W	144-115	W2	7-5	4-9	11-14	DeRozan-28	DeRozan-9	White-7	Dirwiddie-27	19,528
Dec 11	@Atlanta	L	122-123 (OT)	L1	7-5	4-10	11-15	DeRozan-34	DeRozan-13	DeRozan-8	Bogdanovic-28	17,227*
Dec 14	NEW YORK	L	120-128 (OT)	L2	7-6	4-10	11-16	DeRozan-32	Vucevic-7	Three tied-5	Randle-31	18,820
Dec 16	NEW YORK	L	91-114	L3	7-7	4-10	11-17	LaVine-17	Vucevic-8	Three tied-4	Barrett-27	19,661
Dec 18	@Minnesota	L	126-150	L4	7-7	4-11	11-18	DeRozan-29	Vucevic-9	DeRozan/LaVine-6	Edwards-37	16,294
Dec 20	@Miami	W	113-103	W1	7-7	5-11	12-18	Vucevic-29	Vucevic-12	LaVine-7	Adebayo-27	19,969*
Dec 21	@Atlanta	W	110-108	W2	7-7	6-11	13-18	DeRozan-28	Drummond-11	Three tied-5	Young-34	17,226*
Dec 23	@New York	W	118-117	W3	7-7	7-11	14-18	LaVine-33	Vucevic-12	DeRozan-10	Barrett-44	19,812*
Dec 26	HOUSTON	L	118-133	L1	7-8	7-11	14-19	DeRozan-31	Drummond-9	DeRozan-9	Porter-36	21,561*
Dec 28	MILWAUKEE	W	119-113 (OT)	W1	8-8	7-11	15-19	DeRozan-42	Vucevic-14	DeRozan/Vucevic-5	G. Antetokounmpo-45	21,537*
Dec 30	DETROIT	W	132-118	W2	9-8	7-11	16-19	LaVine-43	Vucevic-9	LaVine-6	Ivey-22	21,667*
Dec 31	CLEVELAND	L	102-103	L1	9-9	7-11	16-20	DeRozan-21	Vucevic-14	Caruso/DeRozan-3	LeVert-23	21,524*
Jan 2	@Cleveland	L	134-145 (OT)	L2	9-9	7-12	16-21	DeRozan-44	Vucevic-13	LaVine-6	Mitchell-71	19,432*
Jan 4	BROOKLYN	W	121-112	W1	10-9	7-12	17-21	DeRozan/Williams-22	Vucevic-13	Dragic-6	Durant-44	21,418*
Jan 6	@Philadelphia	W	126-112	W2	10-9	8-12	18-21	LaVine-41	Vucevic-18	Vucevic-10	Maxey-26	20,766*
Jan 7	UTAH	W	126-118	W3	11-9	8-12	19-21	LaVine-36	Vucevic-16	DeRozan-7	Markkanen-28	21,694*
Jan 9	@Boston	L	99-107	L1	11-9	8-13	19-22	LaVine-27	Vucevic-13	LaVine-6	Tatum-32	19,156*
Jan 11	@Washington	L	97-100	L2	11-9	8-14	19-23	LaVine-38	Vucevic-10	Vucevic-5	Kuzma-21	17,032
Jan 13	OKLAHOMA CITY	L	110-124	L3	11-10	8-14	19-24	LaVine-25	Vucevic-11	White-6	Giddey-25	21,342*
Jan 15	GOLDEN STATE	W	132-118	W1	12-10	8-14	20-24	Vucevic-43	Vucevic-13	Caruso-7	Thompson-26	20,139
Jan 19	@Detroit (Paris)	W	126-108	W2	12-10	9-14	21-24	LaVine-30	Vucevic-15	Vucevic-6	Bogdanovic-25	15,885*
Jan 23	ATLANTA	W	111-100	W3	13-10	9-14	22-24	DeRozan-26	Vucevic-17	Vucevic-7	Young-21	20,938*
Jan 24	@Indiana	L	110-116	L1	13-10	9-15	22-25	DeRozan-33	Vucevic-8	Vucevic-5	Turner/Mathurin-26	16,102
Jan 26	@Charlotte	L	96-111	L2	13-10	9-16	22-26	DeRozan-28	LaVine/Vucevic-9	DeRozan-5	Rozier-27	17,697
Jan 28	@Orlando	W	128-109	W1	13-10	10-16	23-26	DeRozan/LaVine-32	Vucevic-13	DeRozan-8	M. Wagner-27	18,846*
Jan 31	L.A. CLIPPERS	L	103-108	L1	13-11	10-16	23-27	Vucevic-23	LaVine/Vucevic-14	LaVine-8	Leonard-33	20,068
Feb 2	CHARLOTTE	W	114-98	W1	14-11	10-16	24-27	Dosunmu-22	Vucevic-12	DeRozan-7	Rozier-23	20,072
Feb 4	PORTLAND	W	129-121	W2	15-11	10-16	25-27	LaVine-36	Vucevic-11	DeRozan/Dragic-7	Lillard-40	20,135
Feb 6	SAN ANTONIO	W	128-104	W3	16-11	10-16	26-27	Vucevic-22	Drummond-15	DeRozan-5	K. Johnson-21	19,291
Feb 7	@Memphis	L	89-104	L1	16-11	10-17	26-28	Vucevic-28	Vucevic-17	Dosunmu/Vucevic-6	Morant-34	17,012
Feb 9	@Brooklyn	L	105-116	L2	16-11	10-18	26-29	LaVine-38	Vucevic-17	DeRozan-6	Dirwiddie-25	16,938
Feb 11	@Cleveland	L	89-97	L3	16-11	10-19	26-30	LaVine-23	Vucevic-14	Dosunmu-8	Mitchell-29	19,432*
Feb 13	ORLANDO	L	91-100	L4	16-12	10-19	26-31	LaVine-26	Vucevic-13	DeRozan-6	Banchero-22	20,767
Feb 15	@Indiana	L	113-117	L5	16-12	10-20	26-32	LaVine-35	Vucevic-11	LaVine-7	Hield-27	15,599
Feb 16	MILWAUKEE	L	100-112	L6	16-13	10-20	26-33	Vucevic-22	Vucevic-16	Terry-6	Lopez-33	20,308
Feb 24	BROOKLYN	W	131-87	W1	17-13	10-20	27-33	LaVine-32	Drummond/Vucevic-10	Three tied-4	Thomas-22	21,286*
Feb 26	WASHINGTON	W	102-82	W2	18-13	10-20	28-33	DeRozan-29	Vucevic-13	DeRozan-6	Beal-18	21,106*
Feb 28	@Toronto	L	98-104	L1	18-13	10-21	28-34	Vucevic-23	Drummond-10	Caruso-6	Siakam-20	19,800*
Mar 1	@Detroit	W	117-115	W1	18-13	11-21	29-34	LaVine-41	Beverley-10	Beverley-10	Bogdanovic-34	18,098
Mar 3	PHOENIX	L	104-125	L1	18-14	11-21	29-35	DeRozan-31	Vucevic-9	DeRozan-6	Booker-35	21,169*
Mar 5	INDIANA	L	122-125	L2	18-15	11-21	29-36	LaVine-42	Vucevic-9	Vucevic-5	Haliburton-29	21,225*
Mar 8	@Denver	W	117-96	W1	18-15	12-21	30-36	LaVine-29	Vucevic-15	DeRozan-8	Jokic-18	19,896*
Mar 11	@Houston	W	119-111	W2	18-15	13-21	31-36	LaVine-36	Vucevic-12	Vucevic-6	Smith-20	18,055*
Mar 15	SACRAMENTO	L	114-117	L1	18-16	13-21	31-37	DeRozan-33	Vucevic-14	LaVine-6	Fox-32	21,886*
Mar 17	MINNESOTA	W	139-131 (2OT)	W1	19-16	13-21	32-37	DeRozan-49	DeRozan-14	LaVine-5	Conley-28	20,109
Mar 18	MIAMI	W	113-99	W2	20-16	13-21	33-37	DeRozan-24	DeRozan-10	DeRozan-10	Butler-24	20,094
Mar 20	@Philadelphia	W	109-105 (2OT)	W3	20-16	14-21	34-37	LaVine-26	Vucevic-12	LaVine-7	Embiid-37	21,145*
Mar 22	PHILADELPHIA	L	91-116	L1	20-17	14-21	34-38	White-19	Drummond-12	Dosunmu/LaVine-4	Melton-25	20,946*
Mar 24	@Portland	W	124-96	W1	20-17	15-21	35-38	LaVine-33	Vucevic-15	White-9	Sharpe-24	19,393*
Mar 26	@L.A. Lakers	W	118-108	W2	20-17	16-21	36-38	LaVine-32	Drummond-8	DeRozan-10	James-19	18,997*
Mar 27	@L.A. Clippers	L	112-124	L1	20-17	16-22	36-39	LaVine-23	Drummond/Vucevic-8	DeRozan-7	Batum-24	19,068*
Mar 29	L.A. LAKERS	L	110-121	L2	20-18	16-22	36-40	Vucevic-29	Vucevic-12	White-9	Davis-38	21,739*
Mar 31	@Charlotte	W	121-91	W1	20-18	17-22	37-40	DeRozan/LaVine-23	Drummond-11	White-7	Bouknight-22	18,768
Apr 2	MEMPHIS	W	128-107	W2	21-18	17-22	38-40	LaVine-36	Vucevic-10	LaVine-9	Jackson-31	20,944*
Apr 4	ATLANTA	L	105-123	L1	21-19	17-22	38-41	LaVine-26	Vucevic-10	LaVine-6	Bogdanovic-26	21,717*
Apr 5	@Milwaukee	L	92-105	L2	21-19	17-23	38-42	Vucevic-21	Vucevic-11	Beverley/LaVine-7	Portis-27	17,679*
Apr 7	@Dallas	W	115-112	W1	21-19	18-23	39-42	White-24	Vucevic-10	White-11	Three tied-13	20,313*
Apr 9	DETROIT	W	103-81	W2	22-19	18-23	40-42	LaVine-17	Drummond-10	DeRozan-5	Hayes-26	21,530*

\*Indicates sellout

## THE LAST TIME...

### **AN INDIVIDUAL...**

#### **Had 50-plus points:**

Chi: DeMar DeRozan (50) vs. LA Clippers, 3/31/22  
Opp: Donovan Mitchell (71) at Cleveland, 1/2/23

#### **Had 40-49 points:**

Chi: DeMar DeRozan (49) vs. Minnesota, 3/17/23  
Opp: Damian Lillard (40) vs. Portland, 2/4/23

#### **Had 30-39 points:**

Chi: Zach LaVine (36) and DeMar DeRozan (31) vs. Memphis, 4/2/23  
Opp: Jaren Jackson Jr. (31) vs. Memphis, 4/2/23

#### **Two or more players had 30-plus points:**

Chi: Zach LaVine (36) and DeMar DeRozan (31) vs. Memphis, 4/2/23  
Opp: Julius Randle (31) and Jalen Brunson (30) vs. New York, 12/14/22

#### **Had 25-plus rebounds:**

Chi: Ben Wallace (27) vs. Milwaukee, 12/15/06  
Opp: DeAndre Jordan (26) vs. L.A. Clippers, 3/1/15

#### **Had 20-plus rebounds:**

Chi: Nikola Vučević (23) vs. Boston, 10/24/22  
Opp: Deni Avdija (20) at Washington, 1/11/23

#### **Had 15-plus assists:**

Chi: Kris Dunn (17) vs. Indiana, 1/4/19  
Opp: Jrue Holiday (15) at Milwaukee, 4/5/23

#### **Four players had 20-plus points:**

Chi: DeMar DeRozan (28), Nikola Vučević (22), Zach LaVine (35), Coby White (20) at Washington, 1/1/22  
Opp: Fred Van Vleet (21), Scottie Barnes (21), OG Anunoby (21), Pascal Siakam (25) at Toronto, 2/3/22

#### **Three players had 20-plus points:**

Chi: Nikola Vučević (20), Coby White (24), Patrick Williams (23) at Dallas, 4/7/23  
Opp: Jrue Holiday (20), Brook Lopez (26), Bobby Portis (27) at Milwaukee, 4/5/23

#### **Four players had 10-plus rebounds:**

Chi: Tyson Chandler (13), Kirk Hinrich (13), Andres Nocioni (11), Luol Deng (10) at New York, 1/17/05  
Opp: Jason Kidd (15), Popeye Jones (14), Lorenzo Williams (13), Jim Jackson (11) at Dallas, 11/21/95

#### **Five starters had double figures:**

Chi: Ayo Dosunmu (10), Zach LaVine (20), DeMar DeRozan (19), Patrick Williams (11), Nikola Vučević (22) vs. San Antonio, 2/6/23  
Opp: Russell Westbrook (12), Eric Gordon (22), Nicolas Batum (24), Kawhi Leonard (22), Ivica Zubac (11) at L.A. Clippers, 3/27/23

#### **Had a triple-double:**

Chi: Nikola Vučević (19 pts, 18 rebs, 10 asts) at Philadelphia, 1/6/23  
Opp: Ja Morant (17 pts, 10 rebs, 10 asts) vs. Memphis, 4/2/23

#### **Had a 20/20 game:**

Chi: Pau Gasol (22 pts, 20 reb) vs. Golden State, 12/6/14  
Opp: Giannis Antetokounmpo (45 pts, 22 reb) vs. Milwaukee, 12/28/22

#### **Had a 4-point play:**

Chi: DeMar DeRozan vs. Sacramento, 3/15/23  
Opp: Max Strus vs. Miami, 3/18/23

#### **Had 15-plus field goals:**

Chi: DeMar DeRozan (15) and Zach LaVine (15) vs. Minnesota, 3/17/23  
Opp: Kevin Durant (15) vs. Brooklyn, 1/4/23

#### **Had 8-plus 3-point field goals:**

Chi: Zach LaVine (11) at Philadelphia, 1/6/23  
Opp: Nicolas Batum (8) at L.A. Clippers, 3/27/23

#### **Had 15-plus free throws:**

Chi: DeMar DeRozan (17) vs. Minnesota, 3/17/23  
Opp: Joel Embiid (15) at Philadelphia, 3/20/23

#### **Had 20-plus free throws:**

Chi: DeMar DeRozan (20) at Boston 11/4/22  
Opp: Dominique Wilkins (23) at Atlanta, 12/08/92

### **A TEAM...**

#### **Played a single overtime game:**

Chi: at Cleveland (L, 134-145), 1/2/23

#### **Played a double-overtime game:**

Chi: at Philadelphia (W, 109-105), 3/20/23

#### **Played a triple-overtime game:**

Chi: at Orlando (W, 128-125), 1/15/14

#### **Played a quadruple-overtime game:**

Chi: at Atlanta (W, 168-161), 3/1/19

#### **Scored 140-plus points:**

Chi: 144 vs. Dallas (W, 144-115), 12/10/22  
Opp: 145 at Cleveland (L, 134-145), 1/2/23

#### **Scored 60-70 points:**

Chi: 69 vs. Oklahoma City (L, 69-101), 10/28/17  
Opp: 68 vs. Charlotte (W, 100-68), 4/18/12

#### **Scored under 60 points:**

Chi: 49 vs. Miami (L, 49-82), 4/10/99  
Opp: 58 vs. Atlanta (W, 97-58), 1/14/13

#### **Scored under 30 points in a half:**

Chi: 29 (1<sup>st</sup>) vs. Boston, 3/5/18  
Opp: 29 (1<sup>st</sup>) vs. Brooklyn, 2/24/23

#### **Scored 30-40 points in a half:**

Chi: 40 (2<sup>nd</sup>) vs. Phoenix, 3/3/23  
Opp: 35 (2<sup>nd</sup>) vs. Detroit, 4/9/23

#### **Scored 75-plus points in a half:**

Chi: 75 (2<sup>nd</sup>) vs. Memphis, 4/2/23  
Opp: 76 (1<sup>st</sup>) vs. Philadelphia, 3/22/23

#### **Shot .600 or better from the field:**

Chi: .608 (45-75 FG) vs. Indiana, 3/5/23  
Opp: .655 (57-87 FG) at Minnesota, 12/18/22

## 2022-23 CHICAGO BULLS MISCELLANEOUS STATS

Date	Opponent	W/L	Score	FG	FGA	FG%	3P	3PA	3P%	FT	FTA	FT%	OR	DR	TR	AST	PF	STL	TO	BS	Bench	Paint	2CH	FB	OTO	BL	L/T
10/19	BULLS at MIA	W	116-108	41-37	93-80	.441	13-12	36-28	.361	21-22	28-28	.750	12-8	34-38	46-46	23-21	26-24	12-6	15-19	6-2	37-40	32-48	11-15	8-8	17-12	15-9	3-2
10/21	BULLS at WAS	L	100-102	33-41	79-80	.418	7-10	27-26	.259	27-30	33-38	.818	10-5	28-38	19-39	15-26	8-8	13-17	3-8	27-28	34-44	15-4	6-13	6-17	6-16	11-6	11-6
10/22	BULLS vs. CLE	L	96-128	34-48	84-85	.405	7-16	29-27	.241	21-27	25-18	.840	10-8	25-48	35-48	19-32	19-4	12-18	10-5	7-5	33-56	42-58	8-12	6-22	8-32	1-3	1
10/24	BULLS vs. BOS	W	120-102	42-37	87-100	.483	10-18	21-48	.476	26-37	29-10	.897	14-10	46-45	60-26	29-24	4-5	14-11	6-7	32-31	46-34	16-12	14-10	14-16	23-19	1-2	1
10/26	BULLS vs. IND	W	124-109	43-37	87-86	.494	16-16	30-40	.533	22-24	24-40	.917	9-6	35-32	44-38	34-31	25-18	10-5	18-12	5-12	43-38	46-36	8-4	17-23	24-18	1-2	1
10/28	BULLS at SAS	L	124-129	47-46	99-86	.475	9-16	27-38	.333	21-26	26-808	.808	15-7	27-35	42-42	20-17	19-37	13-21	13-3	3-39	57-58	52-12	22-10	25-14	30-10	9-12	12
10/29	BULLS vs. PHI	L	109-114	36-39	80-79	.450	11-29	31-49	.355	26-22	29-483	.897	9-8	31-33	40-41	22-28	7-8	18-19	3-6	34-39	38-42	9-8	4-11	29-24	5-19	10-10	10
11/1	BULLS at BKN	W	108-99	39-36	89-48	.438	12-12	30-32	.400	18-15	21-19	.857	11-7	34-34	45-38	20-27	13-4	10-17	5-7	23-25	32-44	20-6	15-17	24-12	6-9	12-9	6
11/2	BULLS vs. CHA	W	106-88	38-36	88-92	.432	14-7	31-32	.452	16-9	18-16	.889	11-5	40-34	51-47	28-22	18-12	6-17	20-12	9-12	49-48	40-21	11-26	29-17	20-6	4-6	1
11/4	BULLS at BOS	L	119-123	43-41	83-83	.518	11-9	28-31	.393	22-32	25-39	.880	4-7	33-32	46-39	27-24	6-23	11-5	6-7	6-41	50-52	12-10	17-3	17-21	8-14	14-7	14
11/6	BULLS at TOR	L	104-113	40-44	88-103	.455	13-10	36-37	.361	11-15	13-270	.846	15-15	31-29	46-52	20-28	5-16	17-11	10-10	34-39	38-62	13-27	14-23	13-10	12-5	12-5	12
11/7	BULLS vs. TOR	W	111-97	42-36	80-85	.525	9-9	28-28	.321	16-22	22-727	.818	9-5	40-26	49-31	30-24	21-10	7-15	22-7	7-28	35-50	56-4	11-13	21-21	21-9	5-4	1
11/9	BULLS vs. NOP	L	111-115	44-42	87-84	.506	7-3	27-19	.259	16-158	18-36	.889	6-13	29-37	35-50	23-20	5-8	15-16	8-5	23-29	58-60	9-14	19-15	16-18	11-19	14-19	14
11/13	BULLS vs. DEN	L	103-126	40-48	81-80	.494	6-13	22-27	.273	17-21	21-481	.810	8-5	28-31	36-33	17-19	11-9	16-3	4-11	35-58	54-6	8-9	15-21	0-3	0-0	0-0	0
11/16	BULLS at NOP	L	110-124	44-43	89-85	.494	11-7	32-33	.344	11-24	17-875	.647	7-12	30-33	37-46	25-30	18-18	2-15	12-6	1-34	48-44	9-15	9-10	13-26	5-4	12-4	12
11/18	BULLS vs. ORL	L	107-108	41-38	89-77	.461	5-12	21-28	.238	20-22	25-909	.800	13-6	33-35	46-41	27-25	6-4	11-16	6-7	6-28	50-38	12-8	18-5	25-13	4-7	4-7	4
11/21	BULLS vs. BOS	W	121-107	46-38	89-87	.517	14-19	29-50	.483	15-380	20-12	.750	8-5	43-33	51-28	26-19	10-3	15-4	32-32	44-34	11-8	22-34	18-17	21-3	1-1	1-1	1
11/23	BULLS at MIL	W	118-113	43-41	87-90	.494	18-12	42-38	.429	14-316	18-25	.778	5-11	30-37	35-48	30-24	9-17	13-20	12-3	27-28	34-50	7-16	19-12	17-10	21-12	21-12	21
11/25	BULLS at OKC	L	119-123	44-44	101-95	.436	12-7	33-29	.364	19-28	23-32	.826	14-10	33-40	47-50	25-24	5-5	15-4	3-28	31-46	16-68	16-12	9-8	16-15	12-10	12-13	15
11/28	BULLS at UTA	W	114-107	43-41	93-85	.462	6-19	22-49	.273	22-388	25-15	.880	13-9	37-36	50-45	21-29	17-17	6-5	8-14	3-39	64-44	14-10	13-13	23-15	12-11	6-3	3
11/30	BULLS at PHX	L	113-132	41-49	82-94	.500	4-15	25-33	.160	27-455	33-21	.818	5-11	30-36	35-47	20-28	19-14	5-5	12-21	7-33	66-46	7-21	17-15	21-27	0-0	0-0	0
12/2	BULLS at GSW	L	111-119	43-42	93-87	.462	9-20	27-50	.333	16-400	24-23	.667	6-7	38-43	44-50	22-32	8-19	12-20	1-5	28-42	54-34	9-8	21-10	6-19	2-2	8-2	8
12/4	BULLS at SAC	L	101-110	38-40	86-86	.442	9-13	25-43	.360	16-302	19-17	.842	7-5	32-41	39-46	17-30	16-10	5-19	2-20	5-43	46-42	7-5	14-24	14-18	7-2	5-2	5
12/7	BULLS vs. WSH	W	115-111	45-41	90-84	.500	10-9	23-31	.435	15-290	17-29	.882	6-6	35-32	41-38	29-26	11-12	19-18	4-6	22-65	52-60	6-7	13-14	15-28	11-6	9-9	12
12/10	BULLS vs. DAL	W	144-115	54-41	85-90	.635	19-11	34-44	.559	17-250	24-26	.708	4-8	40-29	44-37	33-24	17-5	8-8	5-4	63-49	50-54	8-9	27-10	8-2	33-0	1-0	0
12/11	BULLS at ATL	L	122-123	48-47	100-98	.480	13-13	27-39	.259	19-333	23-16	.826	13-16	40-37	53-45	28-22	11-3	11-15	6-6	44-49	64-56	11-16	14-6	23-23	12-17	13-13	17
12/14	BULLS vs. NYK	L	120-128	46-45	84-91	.548	9-18	28-34	.321	19-529	22-25	.864	3-15	28-33	31-48	25-25	6-18	12-5	7-23	29-42	58-20	9-14	16-16	14-14	1-1	6-6	6
12/16	BULLS vs. NYK	L	91-114	36-37	77-92	.468	12-17	30-44	.400	7-23	8-32	.875	2-15	37-35	39-50	26-19	25-13	3-13	2-12	2-18	36-40	21-14	10-21	7-24	11-30	1-1	11
12/18	BULLS at MIN	L	126-150	46-57	88-87	.523	16-23	38-43	.421	18-535	24-16	.750	6-13	34-39	30-38	21-16	6-11	11-5	13-5	34-58	48-62	9-8	2-13	9-20	6-25	6-4	9
12/20	BULLS at MIA	W	113-103	40-38	73-81	.548	13-15	31-44	.419	20-341	24-12	.833	5-12	34-26	39-35	24-26	16-9	7-13	0-13	26-40	44-8	8-8	2-18	21-18	8-4	8-4	8
12/21	BULLS at ATL	W	110-108	43-39	86-91	.500	7-14	24-37	.292	17-378	22-16	.773	9-9	29-38	47-47	20-22	15-6	11-15	4-7	24-27	44-34	12-9	14-5	18-8	4-6	18-6	6
12/23	BULLS at NYK	W	118-117	45-43	93-86	.484	14-16	31-35	.452	14-28	18-577	.778	11-12	40-35	41-47	24-23	6-17	4-10	4-2	23-22	40-48	11-6	9-6	14-8	7-5	11-8	11
12/26	BULLS vs. HOU	L	118-133	45-50	92-90	.489	13-17	35-44	.371	15-22	21-386	.714	8-8	27-37	35-45	27-28	19-13	6-5	8-13	2-23	34-60	44-10	8-16	23-15	13-19	2-2	2
12/28	BULLS vs. MIL	W	119-113	42-41	92-110	.457	9-9	22-44	.205	22-32	26-688	.867	8-22	45-39	53-61	21-18	15-21	5-7	14-6	10-36	50-52	9-23	8-10	15-12	7-15	6-7	6
12/30	BULLS vs. DET	W	132-118	53-41	92-86	.576	12-11	27-39	.444	14-39	15-436	.933	12-19	26-35	38-28	21-16	10-8	14-1	4-46	29-38	66-22	16-4	18-20	14-7	17-17	17-17	17
12/31	BULLS vs. CLE	L	102-103	39-39	81-85	.481	7-13	21-38	.333	17-342	24-19	.708	9-15	31-35	40-50	14-20	15-18	15-21	6-5	27-37	54-44	2-25	21-16	20-14	4-5	13-5	13
1/2	BULLS at CLE	L	134-145	47-48	95-92	.495	10-16	33-46	.303	30-348	34-45	.882	6-13	36-34	42-47	22-27	8-1	7-10	2-3	33-27	54-56	16-24	12-6	13-9	21-11	1-3	3
1/4	BULLS vs. BKN	W	121-112	43-42	81-91	.531	8-12	20-37	.400	27-324	29-16	.931	6-5	40-29	46-34	21-22	16-9	7-11	7-25	52-48	8-5	6-16	13-13	2-2	1-1	1-1	1
1/6	BULLS at PHI	W	126-112	48-40	84-92	.571	20-18	34-41	.588	10-14	17-778	.888	8-12	37-26	45-38	33-28	14-15	3-6	4-7	28-36	46-16	11-16	18-20	18-13	3-2	3-2	3
1/7	BULLS vs. UTA	W	126-118	44-46	83-93	.530	13-12	28-41	.464	25-293	32-18	.781	7-7	37-32	44-39	22-36	4-6	10-2	4-42	40-68	7-7	16-12	14-8	10-10	6-10	6-10	10
1/9	BULLS at BOS	L	99-107	39-38	86-87	.453	12-11	35-41	.343	9-20	14-268	.643	9-9	36-41	42-50	19-25	18-12	6-9	8-7	1-32	42-44	10-4	3-11	9-13	3-16	3-3	3
1/11	BULLS at WAS	L																									



Date	Opponent	W/L	Score	FG	FGA	FG%	3P	3PA	3P%	FT	FTA	FT%	OR	DR	TR	AST	PF	STL	TO	BS	Bench	Paint	2CH	FB	OTO	BL	LT
1/19	BULLS	W	126	50	92	.543	7	23	.304	19	21	.905	11	37	48	23	17	11	14	8	31	60	12	9	19	22	0
	at DET		108	39	97	.402	8	34	.235	22	27	.815	17	32	49	25	15	7	17	3	40	54	10	16	14	0	0
1/23	BULLS	W	111	44	95	.463	11	34	.324	12	18	.667	15	32	47	28	20	13	9	3	31	50	12	16	25	13	9
	vs. ATL		100	39	85	.459	10	33	.303	12	19	.632	9	34	43	24	14	6	19	4	21	46	13	9	8	6	13
1/24	BULLS	L	110	43	88	.489	5	24	.208	19	25	.760	11	34	45	19	23	5	16	5	29	50	17	14	9	21	5
	at IND		116	42	99	.424	10	37	.270	22	28	.786	14	31	45	24	21	9	8	10	37	56	19	19	24	6	4
1/26	BULLS	L	96	37	91	.407	4	25	.160	18	22	.818	7	36	43	16	20	8	13	2	11	54	9	15	12	10	9
	at CHA		111	39	84	.464	7	32	.219	26	31	.839	6	46	52	24	19	8	16	5	21	58	8	23	19	15	9
1/28	BULLS	W	128	48	81	.593	16	35	.457	16	19	.842	4	34	38	30	22	5	12	6	19	44	8	5	17	25	1
	at ORL		109	41	83	.494	10	28	.357	17	24	.708	6	30	36	29	18	5	13	0	68	56	7	13	22	2	2
1/31	BULLS	L	103	38	77	.494	12	24	.500	15	21	.714	6	45	51	26	19	6	20	6	20	40	4	15	11	19	5
	vs. LAC		108	37	93	.398	12	44	.273	22	26	.846	11	33	44	24	16	15	8	6	40	42	8	20	24	8	8
2/2	BULLS	W	114	41	79	.519	11	28	.393	21	26	.808	8	32	40	24	18	9	14	3	44	54	14	14	22	17	13
	vs. CHA		98	39	93	.419	7	35	.200	13	15	.867	16	29	45	19	15	6	14	4	25	56	23	18	16	4	6
2/4	BULLS	W	129	48	80	.600	12	26	.462	21	25	.840	6	35	41	32	19	6	12	3	24	52	14	8	10	13	5
	vs. POR		121	44	87	.506	14	43	.326	19	21	.905	7	26	33	22	19	3	9	3	20	48	0	6	17	17	5
2/6	BULLS	W	128	50	89	.562	6	22	.273	22	25	.880	7	42	49	27	12	10	14	6	46	74	10	20	20	33	6
	vs. SAS		104	40	90	.444	8	26	.308	16	17	.941	6	32	38	25	23	7	18	3	34	58	6	20	11	5	11
2/7	BULLS	L	89	32	87	.368	7	35	.200	18	27	.667	11	38	49	24	16	9	20	3	12	34	20	18	8	8	4
	at MEM		104	39	81	.481	11	33	.333	15	21	.714	5	34	39	22	21	10	14	7	18	54	9	13	18	15	2
2/9	BULLS	L	105	42	91	.462	5	26	.192	16	21	.762	8	38	46	15	16	4	12	2	30	54	10	10	14	13	14
	at BKN		116	39	91	.429	17	44	.386	21	25	.840	11	38	49	26	20	8	11	1	48	42	15	12	16	13	8
2/11	BULLS	L	89	36	74	.486	5	21	.238	12	15	.800	6	38	44	27	22	7	23	3	17	54	2	13	11	13	4
	at CLE		97	36	86	.419	9	35	.257	16	19	.842	10	29	39	26	15	9	13	4	5	48	14	6	21	13	8
2/13	BULLS	L	91	35	86	.407	3	21	.143	18	19	.947	10	34	44	17	21	8	16	3	25	52	12	17	16	2	3
	vs. ORL		100	38	81	.469	8	27	.296	16	19	.842	7	35	42	24	19	8	18	6	19	46	0	8	16	13	2
2/15	BULLS	L	113	41	84	.488	15	35	.429	16	21	.762	6	32	38	23	21	10	14	6	28	36	10	14	23	24	7
	at IND		117	39	82	.476	18	43	.419	21	22	.955	6	35	41	27	19	6	19	5	34	36	11	25	17	5	7
2/16	BULLS	L	100	37	97	.381	10	32	.313	16	21	.762	15	36	51	19	17	4	6	2	29	44	17	10	9	5	3
	vs. MIL		112	40	88	.455	18	47	.383	14	18	.778	9	43	52	24	16	4	9	7	30	34	12	17	5	25	0
2/24	BULLS	W	131	50	88	.568	12	26	.462	19	28	.679	12	45	57	25	15	6	11	4	57	62	15	11	14	50	0
	vs. BKN		87	30	81	.370	12	44	.273	15	19	.789	5	26	31	21	25	6	14	3	53	22	6	0	13	0	0
2/26	BULLS	W	102	40	79	.506	8	30	.267	14	17	.824	8	31	39	21	19	7	11	3	24	38	9	9	25	21	12
	vs. WAS		82	32	76	.421	6	28	.214	12	23	.522	12	30	42	22	18	5	16	1	17	44	22	10	15	6	8
2/28	BULLS	L	98	37	71	.521	10	25	.400	14	17	.824	6	29	35	28	18	6	20	7	31	42	4	11	14	8	14
	at TOR		104	38	94	.404	15	42	.357	13	19	.684	19	28	47	26	17	11	12	6	39	42	15	6	21	9	11
3/1	BULLS	W	117	41	85	.482	12	27	.444	23	31	.742	10	30	40	27	22	9	15	4	30	40	14	8	22	21	1
	at DET		115	39	78	.500	14	35	.400	23	28	.821	7	33	40	23	23	8	17	2	41	36	8	14	22	3	4
3/3	BULLS	L	104	39	83	.470	7	23	.304	19	25	.760	9	25	34	24	15	7	9	1	22	26	18	11	15	4	4
	vs. PHX		125	42	84	.500	20	47	.426	21	25	.840	13	28	41	29	20	6	11	7	27	22	20	2	10	23	2
3/5	BULLS	L	122	45	74	.608	10	22	.455	22	25	.880	4	29	33	18	20	6	15	3	30	46	8	8	14	10	9
	vs. IND		125	48	94	.511	16	44	.364	13	16	.813	13	22	35	27	18	5	9	6	57	54	20	8	24	10	4
3/8	BULLS	W	117	46	89	.517	8	24	.333	17	18	.944	9	41	50	26	16	9	9	2	37	66	12	19	18	24	13
	at DEN		96	37	88	.420	15	40	.375	7	15	.467	11	33	44	27	16	5	11	2	33	38	13	5	9	10	6
3/11	BULLS	W	119	44	86	.512	15	32	.469	16	22	.727	13	31	44	25	17	7	14	9	17	50	19	16	23	9	2
	at HOU		111	41	85	.482	16	34	.471	13	17	.765	6	27	33	28	19	10	16	3	32	46	9	9	10	13	4
3/15	BULLS	L	114	38	97	.392	16	42	.381	22	25	.880	13	35	48	28	24	13	14	4	30	30	10	24	23	16	20
	vs. SAC		117	38	78	.487	18	42	.429	23	29	.793	5	40	45	26	19	6	19	3	30	36	8	22	9	8	13
3/17	BULLS	W	131	51	94	.543	11	24	.458	26	30	.867	6	41	47	23	21	9	11	6	19	60	9	14	18	8	13
	vs. MIN		139	46	100	.460	18	42	.429	21	31	.677	14	36	50	33	24	6	8	8	38	50	13	13	16	13	15
3/18	BULLS	W	99	45	80	.563	17	34	.500	6	6	1.000	5	27	32	34	18	8	10	5	36	42	5	11	22	27	4
	vs. MIA		113	35	82	.427	10	37	.270	19	24	.792	14	25	39	23	10	4	13	2	28	34	19	5	11	1	4
3/20	BULLS	W	109	39	94	.415	7	33	.212	24	29	.828	4	38	42	20	18	12	10	7	25	44	10	14	24	7	14
	at PHI		105	38	90	.422	10	36																			