

Table of Contents

► 2006-07 Preview

Table of Contents	1
Credits	1
2006-07 Quick Facts	2
2006-07 Outlook	2-4
2006-07 Notes	5-6

► The Players

Alphabetical Roster	8
Numerical Roster	8
Pronunciation Guide	8, 28
Joe Pagliuca	9
DeMarcus Nelson	10-12
Jamal Boykin	13-14
Jordan Davidson	15
David McClure	16-17
Josh McRoberts	18-19
Greg Paulus	20-21
Martynas Pocius	22-23
Gerald Henderson	24
Jon Scheyer	25
Lance Thomas	26
Brian Zoubek	27
Radio/Television Roster	28

► Staff

Mike Krzyzewski	30-37
Johnny Dawkins	38-39
Steve Wojciechowski	40-41
Chris Collins	42-43
Mike Schrage	44
Kenny King	45
David Bradley	45
Brian DeStefano	45
Basketball Staff	46-47
Duke Basketball Legacy Fund	48-49
Joe Alleva	50-51
Support Staff	52

► The Duke Experience

Duke University	54-55
Durham, N.C.	56
North Carolina	57
The ACC	58-59
Duke Basketball Tradition	60-63
March Madness	64-65
The Final Four	66-69
National Players of the Year	70-73
Ntl. Defensive Players of the Year	74-75
All-Americas	76-79
Coach K Legacy	80-81
Coaching Tree	82
National Spotlight	83-85
Duke in the NBA	86-88
The NBA Draft	89
International Hoops	90-92
Cameron Craziess	93
Academic Priority	94
Duke in the Community	95
Cameron Indoor Stadium	96-99
Basketball Facilities	100-101
Strength and Conditioning	102
Sports Medicine	103
Duke Athletic Success	104

► 2005-06 In Review

2005-06 Review	106-107
2005-06 Results	108
2005-06 Statistics	109
2005-06 Honors	110
2005-06 Boxscores	111-116

► Tradition

The Duke Tradition	118
Individual Honors	119-121
NCAA Tournament Results	122
NCAA Tournament Breakdown	123
NCAA Tournament Records	124
ACC Tournament Results	125-126

ACC Tournament Records	127
Duke In-Season Tournament Results	128
In the Polls	129-133
Retired Jerseys	134-139
All-Time Jersey Numbers	140
Lettermen	141-142

► Records

Career Records	144-147
Season Records	148-150
Game Records	151-152
Team Records	153-154
Team Records - Game	155-156
Cameron Indoor Records	157-158
100-Point Games	159
Overtime Games	160
Opponent Records	161
Yearly Statistics	162-167
Annual Statistical Leaders	168-170
Player Career Statistics	171-174
1,000-Point Scorers	175-177
Coaching Records	178
All-Time Assistant Coaches	178

► Results

Year-by-Year Record	180-181
All-Time Results	182-191
Series Results	192-198
Duke vs. Conferences	199
Duke Dominance: 1998-2006	200

► Media Information

Duke SID/Media Services	202-204
2007 ACC Tournament Bracket	203
Directions to Cameron Indoor	203
Duke Radio Network	204
Opponent SID Information	205
Duke Media List	206
2007 NCAA Tournament Bracket	207
NCAA Tournament	208



Credits

The **2006-07 Duke Men's Basketball Yearbook** is a publication of the Duke University Sports Information Department. Additional copies of the book can be obtained by contacting Duke SID at 919-684-2633. The purchase price is \$20.00, plus \$10.00 shipping and handling.

Assistant AD for Communication/Managing Editor: Jon Jackson

Associate Editors: Art Chase and Matt Plizga. **Assistant Editors:** Lee Aldridge, Maegan Azpiazu, Jean Brooks and Curtis Snyder. **Contributors:** Ben Blevins, David Bradley, Bill Brill, *Coach K's Little Blue Book* by Barry Jacobs, Mike Cragg, Shawn Deena, Paul Ensslin, Bob Harris, Barry Jacobs, Kenny King, Mickie Krzyzewski, Keith Lawrence, Johnny Moore, Brian Morrison, Paulette Rogers, John Roth, Mike Schrage, Mike Sobb, Jim Sumner and Claire Thompson. **Inside Photos:** Alice Adams, Joe Amati, Jay Anderson, AP/Wide World Photos, Matt Barton, Andrew Bernstein, John Bieber, Duane Black, Jim Bounds, Jeffrey A. Camarati, Elio Castoria, *Charlotte Observer*, *Courier-Post* [Cherry Hill, N.J.], Kevin Cox, Robert Crawford, Brooke Croft, Bob Donnan, Duke Photography, Durham Convention and Visitors Bureau, *Durham Herald-Sun*, Bruce Feeley, Ron Ferrell, Brian Fleming, Jon Gardiner, Thomas Gibbons, John Haeger, Chris Hildreth, NBA Photos, Ned Hinshaw, North Carolina State Archives, Michael Hirsch, Kevin Keister, Chris Kennedy, Mark Lawrence, Chuck Liddy, Cory Lum, Thomas Maguire, John W. McDonough, Manny Millan, Chris Prevolos, Presswire, Jane Ribodeneyis, Sam Roberts, Bob Rosato, Dan Sears, *The Sporting News*, *Sports Illustrated*, Les Todd, Max Turner, USA Basketball, Jim Wallace, Max Wallace, White House Photography, Wire Image. **Printer:** Litho Industries, Inc. (Durham, N.C.). **Graphic Design:** Grant Hawkins Design (Dallas, Texas).

Duke Quick Facts

Location	Durham, N.C.
Founded	1838 as Trinity College
First Basketball Season	1905-06
Enrollment	6,092
Nickname	Blue Devils
Colors	Royal Blue & White
Conference	Atlantic Coast (ACC)
Arena	Cameron Indoor Stadium
Court	Coach K Court
Arena Capacity	9,314
President	Dr. Richard H. Brodhead (Yale, '68)
Director of Athletics	Joe Alleva (Lehigh, '75)

Basketball Staff

Head Coach	Mike Krzyzewski (Army, '69)
Overall Record	753-250 (31 years)
Duke Record	680-191 (26 years)
Assoc. Head Coach	Johnny Dawkins (Duke, '86)
Asst. Coach	Steve Wojciechowski (Duke, '98)
Asst. Coach	Chris Collins (Duke, '96)
Director of Operations	Mike Schrage (Indiana '98)
Academic Coordinator	Kenny King (Duke '00)
Head Team Manager	Brian DeStefano (Duke '05)
Recruiting Coordinator	David Bradley (Duke '04)
Athletic Trainer	Jose Fonseca (Penn State, '97)
Staff Asst. to Mike Krzyzewski	Gerry Brown
Adm. Secretary	Laura Ann Howard
Basketball Office Phone	(919) 613-7500

Team Information

2005-06 Overall Record	32-4
2005-06 ACC Record	14-2 (1st)
Final Regular Season National Ranking (AP)	1
Lettermen Returning	8
Jamal Boykin, Jordan Davidson, David McClure, Josh McRoberts, DeMarcus Nelson, Joe Pagliuca, Greg Paulus, Martynas Pocius	
Lettermen Lost	8
Eric Boateng, Patrick Davidson, Sean Dockery, Patrick Johnson, Lee Melchionni, Ross Perkins, J.J. Redick, Shelden Williams	
Starters Returning	2
Josh McRoberts, Greg Paulus	
Starters Lost	3
Sean Dockery, J.J. Redick, Shelden Williams	
Newcomers	4
Gerald Henderson, Jon Scheyer, Lance Thomas, Brian Zoubek	
All-Time Record	1,796-811
NCAA Championships	3 (latest 2001)
ACC Championships	16 (latest 2006)
NCAA Tournament Appearances	30 (latest 2006)
NIT Appearances	4 (latest 1981)

Young(est) Blue Devils Take Center Stage

Duke enters 2006-07 without any scholarship seniors and just one junior on its roster, making this version of the Blue Devils the youngest in more than 60 years (the last Duke team to have less than three upperclassmen came in 1946). Of its 12-man roster, 10 are either freshmen or sophomores. Gone are eight letterwinners, including the 2006 National Player of the Year and the National Defensive Player of the Year from last year's 32-4 ACC Championship squad, but eight return as Duke will look to extend its run of excellence on both the league and national college basketball stage.

Although youthful, the talent level is abundant on the current squad. It features eight players who earned prep All-America recognition, including six who competed as McDonald's All-Americans.

► Strong Nucleus Returns

Duke brings back two starters from last year's squad — sophomore forward **Josh McRoberts** and sophomore guard **Greg Paulus** — along with junior guard **DeMarcus Nelson**, who missed 12 games after suffering an ankle injury last season. The three players were named team captains in September.

The 6-10, 240-pound McRoberts was named to the ACC All-Freshman Team and finished the season averaging 8.7 points (third on the team) and 5.3 rebounds per game. A starter in 31 of 36 games, he shot a team-best .605 from the field and is as athletic as any post player in the nation. The versatile McRoberts will be relied upon heavily as a primary weapon for Duke in 2006-07.


A gritty point guard, Paulus averaged 6.7 points, 2.8 rebounds and an ACC-leading 5.2 assists. The former All-America prep quarterback dished out 187 assists, the third-highest total among freshmen in Duke history. He was on the floor an average of 32.3 minutes per contest last season. Although his rookie numbers were impressive, his leadership potential excites the coaching staff even more.

A healthy Nelson is primed for a breakout season. The Elk Grove, Calif., native gave Duke a different dimension, especially in terms of athleticism, when he played a year ago. He averaged 7.1 points, 3.4 rebounds and 1.2 assists in 24 games (seven starts) as a sophomore. Nelson shot .455 overall from the floor and .410 from three-point range.


"We need Greg Paulus to be a leader," said head coach **Mike Krzyzewski**, now in his 27th year at Duke. "We need Josh [McRoberts] to be an outstanding player and we need a healthy DeMarcus [Nelson] because he will be a really good player if he is just healthy. You start out with those three guys and you build from there."

► Eight Letterwinners Return


Overall, eight letterwinners return to Duke in 2006-07. In addition to its core group of McRoberts, Paulus and Nelson, sophomore forward **David McClure** (DNP), sophomore guard **Martynas Pocius** (1.5 ppg/0.3 rpg), sophomore forward **Jamal**



Josh McRoberts



DeMarcus Nelson



Greg Paulus



David McClure

Boykin (1.0/0.8), sophomore guard **Jordan Davidson** (0.3/0.1) and senior guard **Joe Pagliuca** (0.0/0.1) return for the Blue Devils.

McClure used last season to recover from surgery on his left knee to repair a lesion on his patella and did not play. Though he arrived in the same recruiting class as Nelson, the missed season means an extra year of eligibility for the Connecticut native. He should be ready to play when camp opens in October. As a freshman in 2004-05, McClure averaged 1.7 points and 1.4 rebounds and displayed a good feel for the game. He saw action in 25 games and started three times.

Pocius, a native of Lithuania, has a smooth offensive game and shot at a .485 clip (16-of-33) from the field last year. He played in 28 games as a freshman.

Boykin became an early Cameron Crazies' favorite with his enthusiasm. He ended up seeing action in 26 games and was effective from the floor, connecting on .471 of his field goal attempts (8-of-17) and .900 of his free throws (9-of-10).

Pagliuca, a walk-on, and Davidson, who will be on scholarship this season for Duke, are guards who are invaluable practice players for Duke. Pagliuca has the distinction of being not only the team's lone senior, but its top student as well. An economics major, he won the Dr. Deryl Hart Award as the team's top student-athlete at the annual basketball banquet.

► The Newcomers

Duke landed another talented recruiting class last year. This season's rookie class is made up of **Gerald Henderson**, **Jon Scheyer**, **Lance Thomas** and **Brian Zoubek**. Henderson, Scheyer and Thomas were McDonald's All-Americans and Zoubek earned fourth team *Parade* All-America recognition.

Henderson averaged 21.5 points, 8.6 rebounds, 3.9 assists and 1.7 steals as a senior. A 6-4, 215-pounder, Henderson scored 2,059 career points, just 10 shy of the league record. The two-time Pennsylvania Gatorade Player of the Year is the son of former NBA standout Gerald Henderson.

Scheyer ended his prep career as the fourth-leading scorer in the history of Illinois basketball with 3,034 points. The 6-5, 180-pound Scheyer was a two-time Illinois Gatorade Player of the Year and averaged 32 points as a senior. He hails from the same high school as current Blue Devil assistant coach **Chris Collins**.

Thomas led his high school, St. Benedict's Prep, to a pair of Prep A Division state titles and a 56-3 record over his final two seasons. The 6-8, 215-pound forward averaged 14.1 points and 6.5 boards per game as a senior en route to being named a McDonald's and second team *Parade* All-America.

Zoubek, a 7-1, 250-pound center, averaged 24.7 points, 12.3 rebounds and 4.2 blocked shots as a senior at Haddonfield (N.J.) High School. An imposing presence inside, he led his high school team to a 110-10 record during his career and was named the state's Player of the Year in 2006.

When asked how much the freshmen would be expected to contribute,

2006-07 Schedule

Preseason

O. 28	Blue-White Scrimmage	6:30 PM
N. 2	Shaw University (exb.)	7:00 PM
N. 4	N.C. Central (exb.)	7:00 PM

Regular Season

N. 12	^Columbia (ESPNU)	8:30 PM
N. 13	^Ga. Southern/UC-Davis (espn2)	7:00 PM
N. 16	UNC Greensboro	7:00 PM
N. 20	-CBE Classic Semifinals (espn2)	7:00 PM
N. 21	-CBE Finals (espn2)	10:20 PM
N. 25	Davidson (FSNS)	7:00 PM
N. 28	#Indiana (ESPN)	9:00 PM
D. 2	Georgetown (espn2)	7:00 PM
D. 6	Holy Cross (espn2)	7:00 PM
D. 9	George Mason (ESPN)	12:00 PM
D. 19	Kent State (ESPN)	7:00 PM
D. 21	>vs. Gonzaga (espn2)	9:00 PM
D. 31	San Jose State (FSN)	1:00 PM
J. 2	Temple (espn2)	7:00 PM
J. 6	Virginia Tech* (ESPN)	12:00 PM
J. 10	at Georgia Tech* (ESPN)	7:00 PM
J. 14	at Miami* (FSN)	5:30 PM
J. 18	Wake Forest* (ESPN)	7:00 PM
J. 20	at N.C. State* (ABC)	3:30 PM
J. 25	Clemson* (ESPN)	7:00 PM
J. 28	Boston College* (FSN)	5:30 PM
F. 1	at Virginia* (ESPN)	9:00 PM
F. 4	Florida State* (FSN)	2:00 PM
F. 7	North Carolina* (LFS/ESPN)	9:00 PM
F. 11	at Maryland* (FSN)	5:00 PM
F. 14	at Boston College* (ESPN)	9:00 PM
F. 18	Georgia Tech* (CBS)	1:00 PM
F. 22	at Clemson* (ESPN)	9:00 PM
F. 25	at St. John's (CBS)	2:00 PM
F. 28	Maryland* (ESPN)	9:00 PM
M. 4	at North Carolina* (CBS)	4:00 PM

Postseason

M. 8	%ACC Tournament	(Tampa, Fla.)
M. 9	%ACC Tournament	(Tampa, Fla.)
M. 10	%ACC Tournament	(Tampa, Fla.)
M. 11	%ACC Tournament	(Tampa, Fla.)

Key

- * - ACC game
- ^ - CBE Classic
- ~ - Municipal Auditorium (Kansas City, Mo.)
- # - ACC/Big 10 Challenge
- > - Aeropostale Classic (Madison Square Garden)
- % - St. Pete Times Forum (Tampa Bay, Fla.)

FSN - Fox Sports Net
 FSNS - Fox Sports Net South
 LFS - Lincoln Financial Sports

All times Eastern and subject to change

PREVIEW

Krzyzewski said, "A lot, but that is exciting for us. One of the great things about college is that there is turnover. We won't have any [scholarship] seniors; we have DeMarcus [Nelson] who will hopefully stay healthy the whole year. Our younger guys are going to have to be older and we feel very good about the four freshmen. Gerald [Henderson] is physically and emotionally ready. Jon [Scheyer] is an outstanding player and Brian [Zoubek] is big and will be able to help us. Lance [Thomas] is a warrior and this experience [with USA Basketball during the summer] will help. They are going to play and we will actually be deeper."

► Returning Production Numbers

Duke returns 27 percent of its scoring, 33 percent of its rebounding and 39 percent of its minutes played totals from last year's team. Translated — this will be an entirely different looking team than last year, one that is youthful and athletic. With that may come some growing pains.

Asked if Duke will be more up-tempo in its style of play next season, Krzyzewski responded, "I don't know yet, I think you have to watch them. We are going to play more players. One thing with younger guys there is more of a chance for inconsistency and there is more of a chance of playing with emotional energy and getting tired."

► Who's Gone

Duke lost eight letterwinners from last year's 32-4 team, including two first team All-Americans in **J.J. Redick** and **Shelden Williams**. What did they accomplish?

Redick became the ACC's all-time leading scorer with 2,769 points and was a repeat winner as National Player of the Year. He was selected 11th in the 2006 NBA Draft by Orlando after averaging 26.8 points per game, the second-highest total in the country, as a senior.

Williams, who became Duke's all-time leader in rebounding and blocked shots, was a back-to-back National Defensive Player of the Year selection and the No. 5 pick in the NBA Draft.

Guard **Sean Dockery** (7.1/3.0) was the third starter lost. In addition to being tied for third on the team in scoring, Dockery led Duke with 61 steals last season.

Lee Melchionni's (5.7/3.2) energy off the bench and ability to stretch a defense will be missed as well.


Other lettermen lost from last year's squad include **Eric Boateng** (0.7/0.6), **Patrick Davidson** (DNP), **Patrick Johnson** (0.5/0.3) and **Ross Perkins** (0.5/0.2).

► The Schedule

Duke opens the season at home on Nov. 12 vs. Columbia in the opening round of the CBE Classic. Joining the Blue Devils in the CBE Classic opening round games in Durham are Columbia, Georgia Southern and UC Davis. Other host institutions for the tournament include Marquette, Stanford and Texas Tech. The Blue Devils' non-conference schedule features games versus UNC Greensboro, Davidson, Indiana (ACC/Big Ten Challenge), Georgetown, Holy Cross, George Mason, Kent State, Gonzaga (New York City), San Jose State, Temple and St. John's. In addition to its non-conference schedule, Duke will face another rigorous ACC slate in 2006-07. Duke has won seven ACC regular season championships in the past 10 years, compiling an impressive 133-27 league record during that span, and seven of the last eight ACC Tournament titles.

One thing to work in Duke's favor in 2006-07 will be 19 contests in Cameron Indoor Stadium, where Duke is 689-142 all-time and 70-3 over the past five seasons. The 19 home contests are the most for Duke in its history, topping the previous high of 17 home games in 1997.

Duke will have a full slate of television contests, with 28 regular season games scheduled to be aired on either national or regional television (30 if it advances to the semifinals of the CBE Classic). Including the ACC Tournament, Duke will appear on national TV at least 28 times on ABC, CBS, ESPN, espn2 and FSN (Fox Sports Net). Duke's 28 national TV dates will be the most by any basketball team — college or NBA — in the United States in 2006-07. The closest teams to Duke's 28 appearances will be the NBA's Cleveland Cavaliers, Los Angeles Lakers, Miami Heat and Phoenix Suns, which each have 24 national TV games this season.



2006-07 Duke Blue Devils

(Front Row, L-R) Senior Manager Chris Lauten, Recruiting Coordinator David Bradley, Head Team Manager Brian DeStefano, Joe Pagliuca, DeMarcus Nelson, Josh McRoberts, Greg Paulus, David McClure, Martynas Pocius, Senior Manager Kevin Cullen, & Senior Manager Scott Naturman. (Back Row, L-R) Strength and Conditioning Coach William Stephens, Academic Coordinator Kenny King, Assistant Coach Steve Wojciechowski, Assistant Coach Chris Collins, Gerald Henderson, Lance Thomas, Brian Zoubek, Jamal Boykin, Jon Scheyer, Jordan Davidson, Associate Head Coach Johnny Dawkins, Director of Basketball Operations Mike Schrage, Trainer Jose Fonseca, & Head Coach Mike Krzyzewski.

► 102nd Season of Basketball

Duke enters its 102nd season of basketball in 2006-07. The Blue Devils have compiled a 1,796-811 record to rank fourth all-time in victories.

► Sustained Success

Duke has won 20 or more games 41 times in its 101 years of basketball. Including its 32-4 mark a year ago, Duke has won at least 20 games for 10 consecutive seasons.

► First and Foremost

Duke has been ranked No. 1 in the nation (Associated Press poll) a total of 110 weeks, the second-highest figure in college basketball history behind only UCLA (128). Duke's total of 110 weeks is more than all of the other 11 Atlantic Coast Conference schools combined (109).

► NCAA History

With its continued success during March Madness, Duke is piling up impressive NCAA Tournament numbers. Duke, which made its 30th NCAA Tournament appearance last season, has been one of the best NCAA Tournament teams in the history of college basketball. The Blue Devils' .759 winning percentage (85-27) in NCAA Tournament play is the best all-time. Duke's 85 NCAA Tournament victories and 112 NCAA Tournament games rank fourth in NCAA history.

In 2006, the Blue Devils made their 11th consecutive NCAA Tournament appearance and 22nd in the last 23 seasons under **Mike Krzyzewski**.

► Coach K No. 1 in NCAA Wins

Mike Krzyzewski has 68 NCAA Tournament victories to his credit, the highest total in college basketball history. On the strength of a 63-55 win over Mississippi State on March 20, 2005, Coach K passed North Carolina's Dean Smith for the most NCAA Tournament wins. Krzyzewski, one of only four coaches to earn three or more national championships, and Smith are the only coaches in history to have more than 50 NCAA Tournament wins.

► Duke as a No. 1 Seed

Duke earned a No. 1 seed in the Atlanta Region in 2006, marking the eighth time in the past nine seasons (10th time overall) the Blue Devils have entered the NCAA Tournament as a No. 1 seed. Duke previously earned No. 1 seeds in 1986, 1992, 1998, 1999, 2000, 2001, 2002, 2004 and 2005. Duke's record as a No. 1 seed is 37-8 overall (.822).

Since the field expanded to 64 (now 65) teams in 1985, Duke's 10 No. 1 seeds are the most by any school in the country

and the program has five more No. 1 seeds than the next-closest schools in the past nine seasons (Arizona, Michigan State and Stanford each have three).

► Duke and the Sweet 16

Duke advanced to its ninth consecutive Sweet 16 in 2006, the longest current streak in the nation and the second-longest of all-time behind North Carolina's 13 in succession from 1981-93. The next closest active streaks are two by Villanova, Washington and West Virginia. Duke's 19 Sweet 16 appearances rank behind only Kentucky and North Carolina (20) in college basketball history.

► ACC History

The Blue Devils have won seven of the last eight ACC Tournament championships including the 2006 title. Overall, Duke has posted an 80-37 record (.684) in the ACC Tournament. Duke has won 16 league championships, the highest championship total in the league. Duke's league tournament titles came in 1960, 1963, 1964, 1966, 1978, 1980, 1986, 1988, 1992, 1999, 2000, 2001, 2002, 2003, 2005 and 2006.

Under head coach **Mike Krzyzewski**, Duke is 42-15 in the ACC Tournament. Coach K's Blue Devils have won 10 ACC Tournament titles (1986, 1988, 1992, 1999, 2000, 2001, 2002, 2003, 2005 and 2006). Coach K is the only one of the 12 ACC head coaches to have earned two or more league championships.

► ACC Player of the Year

Last season, Duke guard **J.J. Redick** became the second Blue Devil to repeat as the ACC Player of the Year winner. The Roanoke, Va., product led the league in scoring (26.8 ppg) and three-point field goals per game (3.89).

Duke's 13th overall choice as the league's top player, Redick was only the ninth player in league history to win the award in consecutive seasons.

Duke's ACC Players of the Year

Player	Year
Art Heyman	1963
Jeff Mullins	1964
Steve Vacendak	1966
Mike Gminski	1979
Danny Ferry	1988 & 1989
Christian Laettner	1992
Grant Hill	1994
Elton Brand	1999
Chris Carrawell	2000
Shane Battier	2001
J.J. Redick	2005 & 2006

ACC Player of the Year Selections by School

► Duke	13
North Carolina	11
Wake Forest	10
N.C. State	6
Maryland	4
Virginia	4
South Carolina	2
Clemson	1
Georgia Tech	1

► ACC Honors

J.J. Redick (first team) and **Shelden Williams** (first) were each named All-ACC last season. Duke has now had at least two first team All-ACC honorees in seven of the past nine seasons.

Redick was the ACC Player of the Year for the second straight season and Williams was selected as the league's Defensive Player of the Year for the second consecutive year. **Josh McRoberts** and **Greg Paulus**, the ACC assists leader, were named to the ACC All-Freshman Team.

► ACC Dominance

Duke has dominated the ACC regular season like no other program during the past 10 seasons. The Blue Devils have won 133 league games (32 games ahead of the next team) — an average of more than 13 per year, seven regular season ACC championships and seven of the past eight ACC Tournament titles (1999-2003, 2005-06). In 2003, Duke became the first team in league history to win five straight ACC Tournament championships.

1997-2006 ACC Composite Standings

Team	W	L	Pct.
► Duke	133	27	.831
Boston College	11	5	.688
Maryland	101	59	.631
North Carolina	100	60	.625
Wake Forest	87	73	.544
N.C. State	72	88	.450
Miami	14	18	.438
Georgia Tech	63	97	.394
Virginia	62	98	.388
Virginia Tech	12	20	.375
Florida State	54	106	.338
Clemson	51	109	.319

► ACC Consistency

Duke has won at least 11 regular season games in the ACC for 10 consecutive seasons, becoming the first team in league history to accomplish that standard of excellence. To illustrate how difficult this is to achieve, the longest stretch of 10 or more victories in succession in ACC history was seven straight years by North Carolina from 1993-99.

PREVIEW

► **New Century, Similar Result**

With 211 victories in the decade, Duke has the most wins by any program in the nation since the 1999-2000 season. Included in that record are two trips to the Final Four (2001 and 2004) and a national championship in 2001. This decade has been the best in terms of winning percentage for the Blue Devils (.858). Gonzaga, an opponent on Duke's 2006-07 schedule, ranks second on the victories list with 189.

► **Duke in Elite Victory Club**

Duke is one of just four schools in NCAA history to have earned at least 1,750 all-time victories. Now with 1,796 wins, the Blue Devils join Kentucky (1,926), North Carolina (1,881) and Kansas (1,872) as members of the prestigious 1,750-win club.

► **Moving Up the Victory Ladder**

Mike Krzyzewski is one of just 19 coaches in Division I history to reach 700 career wins (he now has 753). His 753 wins rank in 11th place among college basketball's victory leaders (third among active coaches). With 680 victories as the Duke head coach, Krzyzewski is also one of just 13 coaches to win at least 600 games at one school.

► **Doesn't Happen Often**

Duke has lost only 31 games in the past six years. Opponents' average margin of victory in those games is just 5.9 points. Last season, Duke's four losses were by an average of 5.8 points.

► **Defensive Trends**

Duke has made a name for itself with annual excellence on defense. Here are some of the trends that separate Duke from many other programs on the defensive front.

► Six Duke players — **Tommy Amaker** (1987), **Billy King** (1988), **Grant Hill** (1993), **Steve Wojciechowski** (1998), **Shane Battier** (1999, 2000 and 2001) and **Shelden Williams** (2005 and 2006) — have won the National Defensive Player of the Year award

► Duke is the only school with multiple individual National Defensive Player of the Year winners. Duke players have earned the honor in nine of the 20 years of the award

► Duke's **Shelden Williams** earned ACC Defensive Player of the Year in 2005 and 2006. Williams was a unanimous selection on the ACC All-Defensive Team in each of the past two seasons (media)

► Sixteen Duke players have been named to the ACC All-Defensive team as voted upon by the league's coaches since 1996.

The next closest school has seven honorees (Georgia Tech)

► Duke has placed at least two members on the ACC coaches' All-Defensive Team in six of the past nine years

► In 871 games with **Mike Krzyzewski** as its head coach, Duke has held opponents to less than .500 from the field 649 times (577-72 record)

► Duke is 254-6 under Coach K when holding opponents to .400 or less from the field

► **Duke on the Road**

Duke has posted a spectacular 157-35 record (.818) outside of Cameron Indoor Stadium since the 1997-98 season. The Blue Devils are 86-15 (.851) in neutral settings and 69-20 (.775) in true road games played at opponents' home arenas during that time. In ACC play, Duke is 78-19 (.804) overall away from home since 1997-98.

To illustrate even further how difficult this is to achieve, only Maryland (.859, 122-20) has a higher **HOME** winning percentage among ACC schools than Duke's .818 away winning percentage since 1998.

► **Against Ranked Opponents**

Under **Mike Krzyzewski**, Duke is 152-105 vs. ranked opponents, including a 65-26 mark since the 1997-98 season. Duke is 40-15 against ranked ACC teams and 25-11 vs. non-league opponents during that time frame.

The Blue Devils have won 23 of their last 33 games when both teams have been ranked in the top 10. Duke is 18-11 under Coach K when both teams are ranked in the top five.

► **Against Unranked Opponents**

Under **Mike Krzyzewski**, Duke is 527-86 vs. unranked competition, including a 214-16 record since the 1997-98 season. During that 10-season period, Duke is 107-10 vs. unranked ACC teams, 108-6 vs. unranked non-conference opponents, 102-2 at home vs. unranked competition and 113-14 on the road or in neutral settings vs. non-ranked foes.

► **Against Non-ACC Opponents**

Duke has posted an impressive 373-59 record vs. non-conference opponents under **Mike Krzyzewski**, including a 186-8 mark in games played at Cameron Indoor Stadium. In neutral settings, the Blue Devils are 130-36 vs. non-league foes under Coach K.

► **Selling Out**

Duke has sold out 239 consecutive games at Cameron Indoor Stadium. The last time Duke did not have a sellout at

home was on Nov. 16, 1990, against Boston College. Overall, the Blue Devils continue to be one the nation's most popular draws, playing in front of sellout crowds in all venues in 178 of their last 208 games.

► **Cameron Indoor Stadium**

Duke's home venue, Cameron Indoor Stadium, is one of the jewels of the sports world. *Sports Illustrated* rated Cameron Indoor Stadium the world's fourth-best sports venue of the 20th Century, ahead of such notables as Wrigley Field, Roland Garros, Lambeau Field and Fenway Park.

Duke has posted a 689-142 record (.829) in the 66-year-old Cameron, including 335-49 (.872) under **Mike Krzyzewski**. Duke has won 170 of its last 173 non-conference games in Cameron Indoor Stadium.

► **Trey Notes**

Duke has connected on at least one three-pointer in 586 consecutive games, the fourth-longest streak in the nation. Here is a look at the nation's longest three-point streaks entering 2006-07:

Consecutive Games with a Three-Point FG

Team	Games
UNLV	630
Vanderbilt	629
Kentucky	608
► Duke	586
Arkansas	575
Western Kentucky	566

► **Duke in the NBA**

As of Oct. 6, 2006, 14 former Duke players are on NBA rosters. Duke is the only school to have at least one NBA Draft selection in each of the past nine seasons (16 Blue Devils have been drafted during that time, including 12 first round picks). Last year, Duke player contracts amounted to a projected \$62,548,940, more money than any other single alumni group represented in the NBA. Here is a list of Duke's current NBA players:

Player	Team
Shane Battier	Houston Rockets
Carlos Boozer	Utah Jazz
Elton Brand	Los Angeles Clippers
Luol Deng	Chicago Bulls
Chris Duhon	Chicago Bulls
Mike Dunleavy	Golden State Warriors
Daniel Ewing	Los Angeles Clippers
Grant Hill	Orlando Magic
Dahntay Jones	Memphis Grizzlies
Corey Maggette	Los Angeles Clippers
Shavlik Randolph	Philadelphia 76ers
J.J. Redick (r)	Orlando Magic
Jason Williams	New Jersey Nets
Shelden Williams (r)	Atlanta Hawks



2007

PLAYERS

2006-07 BASKETBALL YEARBOOK

Alphabetical Roster

NO	NAME	POS	HT	WT	CL-EXP	HOMETOWN (HIGH SCHOOL)
34	Jamal Boykin	F	6-7	230	SO-1L	Los Angeles, Calif. (Fairfax)
12	Jordan Davidson	G	6-1	180	SO-1L	Melbourne, Ark. (Blair Academy [N.J.])
15	Gerald Henderson	G/F	6-4	215	FR-HS	Merion, Pa. (The Episcopal Academy)
14	David McClure	F	6-6	200	SO-2L*	Ridgefield, Conn. (Trinity Catholic)
2	Josh McRoberts	F/C	6-10	240	SO-1L	Carmel, Ind. (Carmel)
21	DeMarcus Nelson	G	6-4	200	JR-2L	Elk Grove, Calif. (Sheldon)
45	Joe Pagliuca	G	6-2	185	SR-3L	Weston, Mass. (Belmont Hill School)
3	Greg Paulus	G	6-1	180	SO-1L	Syracuse, N.Y. (Christian Brothers Academy)
5	Martynas Pocius	G/F	6-5	185	SO-1L	Vilnius, Lithuania (Holderness School [N.H.])
30	Jon Scheyer	G	6-5	180	FR-HS	Northbrook, Ill. (Glenbrook North)
42	Lance Thomas	F	6-8	215	FR-HS	Scotch Plains, N.J. (St. Benedict's Prep)
55	Brian Zoubek	C	7-1	250	FR-HS	Haddonfield, N.J. (Haddonfield Memorial)

Numerical Roster

NO	NAME	POS	HT	WT	CL-EXP	HOMETOWN (HIGH SCHOOL)
2	Josh McRoberts	F/C	6-10	240	SO-1L	Carmel, Ind. (Carmel)
3	Greg Paulus	G	6-1	180	SO-1L	Syracuse, N.Y. (Christian Brothers Academy)
5	Martynas Pocius	G/F	6-5	185	SO-1L	Vilnius, Lithuania (Holderness School [N.H.])
12	Jordan Davidson	G	6-1	180	SO-1L	Melbourne, Ark. (Blair Academy [N.J.])
14	David McClure	F	6-6	200	SO-2L*	Ridgefield, Conn. (Trinity Catholic)
15	Gerald Henderson	G/F	6-4	215	FR-HS	Merion, Pa. (The Episcopal Academy)
21	DeMarcus Nelson	G	6-4	200	JR-2L	Elk Grove, Calif. (Sheldon)
30	Jon Scheyer	G	6-5	180	FR-HS	Northbrook, Ill. (Glenbrook North)
34	Jamal Boykin	F	6-7	230	SO-1L	Los Angeles, Calif. (Fairfax)
42	Lance Thomas	F	6-8	215	FR-HS	Scotch Plains, N.J. (St. Benedict's Prep)
45	Joe Pagliuca	G	6-2	185	SR-3L	Weston, Mass. (Belmont Hill School)
55	Brian Zoubek	C	7-1	250	FR-HS	Haddonfield, N.J. (Haddonfield Memorial)

Duke Staff

Head Coach: Mike Krzyzewski (Army, '69)

Overall Record: 753-250 (31 seasons)

Record at Duke: 680-191 (26 seasons)

Associate Head Coach: Johnny Dawkins (Duke, '86)

Assistant Coach: Steve Wojciechowski (Duke, '98)

Assistant Coach: Chris Collins (Duke, '96)

Director of Basketball Operations: Mike Schrage (Indiana, '98)

Pronunciation Guide

Mike Krzyzewski Sha-shef-skee

Joe Pagliuca PAL-lee-you-kah

Martynas Pocius Mar-TEE-nis POTE-suess

Jon Scheyer SHY-er

Brian Zoubek ZOO-beck


* - redshirted and lettered in 2005-06



JOE PAGLIUCA

Guard • SR-3L • 6-2 • 185
Weston, Mass. (Belmont Hill School)

45



Career Notes

The team's lone senior ... first time since 2001-02 that Duke had only one senior (Matt Christensen) ... a walk-on who provides valuable competition for the Blue Devils in practice settings ... has seen action in 11 games in his career ... earned the Dr. Deryl Hart Award as the Blue Devils' top student-athlete at the 2006 team banquet.

2005-06

Played the final four minutes in Duke's victory over Seton Hall in the second round of the NIT Season Tipoff (11/16) ... missed most of the season with a herniated disk in his lower back.

2004-05

Saw action in six games ... played the final minute in a win over Miami (3/3) ... saw action against Virginia Tech (1/30) ... played two minutes versus Florida State (1/22) ... played the final minute of the win over Illinois-Chicago (12/14) ... saw action against Valparaiso (12/4) ... played two minutes, taking one shot versus UNC Greensboro (11/27).

2003-04

Saw action in four contests, playing a total of nine minutes ... played one minute in an NCAA Opening Round Tournament win over Alabama State (3/18) ... registered first career rebound in three minutes against Valparaiso (2/26) ... played two minutes in a win over Georgetown (1/24) ... went 0-of-2 from the field in three minutes against Fairfield (1/6) in first career game.

High School

Three-year letterwinner at Belmont Hill School ... averaged 17.0 points per game and led the team to the semifinals in the state tournament as a senior ... an all-league selection in 2003 ... also lettered one year in baseball.

Personal

Full name is Joseph Case Pagliuca ... son of Stephen and Judy Pagliuca ... born November 19, 1984 ... has two brothers, Jesse and Nick, and a sister, Stephanie ... father, Stephen, was a member of the 1973-74 Duke junior varsity team and is a co-owner of the Boston Celtics ... uncle, Jeffrey, is a 1977 Duke graduate ... spent the summer of 2003 working at a souvenir store next to Fenway Park ... did some pre-NBA Draft work for the Boston Celtics in 2004 ... majoring in economics ... minoring in math.

Pagliuca Game-by-Game Statistics

2003-04

Opponent	FG	3FG	FT	O-D-R	PF	Pts	A	TO	B	S	MIN
Fairfield	0-2	0-1	0-0	0-0-0	1	0	0	0	0	0	3
at Georgetown	0-0	0-0	0-0	0-0-0	0	0	0	0	0	0	2
Valparaiso	0-0	0-0	0-0	0-1-1	0	0	0	0	0	0	3
Alabama State	0-0	0-0	0-0	0-0-0	0	0	0	0	0	0	1

2004-05

Opponent	FG	3FG	FT	O-D-R	PF	Pts	A	TO	B	S	MIN
UNCG	0-1	0-0	0-0	0-0-0	0	0	0	0	0	0	2
vs. Valparaiso	0-0	0-0	0-0	0-0-0	0	0	0	0	0	0	1
Illinois-Chicago	0-0	0-0	0-0	0-0-0	0	0	0	0	0	0	1
at Florida State	0-0	0-0	0-0	0-0-0	0	0	0	0	0	0	2
Virginia Tech	0-0	0-0	0-0	0-0-0	0	0	0	0	0	0	1
Miami	0-0	0-0	0-0	0-0-0	0	0	0	0	0	0	0+

2005-06

Opponent	FG	3FG	FT	O-D-R	PF	Pts	A	TO	B	S	MIN
Seton Hall	0-0	0-0	0-0	0-0-0	0	0	0	0	0	0	4

-- NCAA Tournament

Pagliuca Career Statistics

Career Highs

Points	n/a
Rebounds	1 vs. Valparaiso, 2/26/04
Assists	n/a
Steals	n/a
Blocked Shots	n/a
Field Goals	n/a
3-Point Field Goals	n/a
Free Throws	n/a

Career Statistics

SEASON	GP-GS	MP	FG-FGA	PCT.	3PT-A	PCT.	FT-FTA	PCT.	REB.	AVG.	PF-DQ	AS	TO	BS	ST	TP	AVG.
2003-04	4-0	9	0-2	.000	0-1	.000	0-0	.000	1	0.3	1-0	0	0	0	0	0	0.0
2004-05	6-0	7	0-1	.000	0-0	.000	0-0	.000	0	0.0	0-0	0	0	0	0	0	0.0
2005-06	1-0	4	0-0	.000	0-0	.000	0-0	.000	0	0.0	0-0	0	0	0	0	0	0.0
Total	11-0	20	0-3	.000	0-1	.000	0-0	.000	1	0.1	1-0	0	0	0	0	0	0.0

Career ACC Regular Season Statistics

SEASON	GP-GS	MP	FG-FGA	PCT.	3PT-A	PCT.	FT-FTA	PCT.	REB.	AVG.	PF-DQ	AS	TO	BS	ST	TP	AVG.
2003-04	1-0	1	0-0	.000	0-0	.000	0-0	.000	0	0.0	0-0	0	0	0	1	0	0.0
2004-05	3-0	3	0-0	.000	0-0	.000	0-0	.000	0	0.0	0-0	0	0	0	0	0	0.0
2005-06	0-0	0	0-0	.000	0-0	.000	0-0	.000	0	0.0	0-0	0	0	0	0	0	0.0
Total	4-0	4	0-0	.000	0-0	.000	0-0	.000	0	0.0	0-0	0	0	0	1	0	0.0

Career NCAA Tournament Statistics

SEASON	GP-GS	MP	FG-FGA	PCT.	3PT-A	PCT.	FT-FTA	PCT.	REB.	AVG.	PF-DQ	AS	TO	BS	ST	TP	AVG.
2003-04	1-0	1	0-0	.000	0-0	.000	0-0	.000	0	0.0	0-0	0	0	0	1	0	0.0
2004-05	0-0	0	0-0	.000	0-0	.000	0-0	.000	0	0.0	0-0	0	0	0	0	0	0.0
2005-06	0-0	0	0-0	.000	0-0	.000	0-0	.000	0	0.0	0-0	0	0	0	0	0	0.0
Total	1-0	1	0-0	.000	0-0	.000	0-0	.000	0	0.0	0-0	0	0	0	1	0	0.0



DEMARCUS NELSON

Guard • JR-2L • 6-4 • 200
Elk Grove, Calif. (Sheldon)

21

Career Notes

Named one of three team captains for 2006-07 ... a strong, explosive scorer with the ability to finish in the lane ... has become an outside scoring threat as well ... his physical tools give Duke an added dimension on both ends of the floor ... the most experienced player on Duke's roster with 1,150 career minutes in 57 games played ... averaging 6.6 points and 4.1 rebounds in his collegiate career ... has 15 career double-digit scoring games, matching the highest total by any Duke returnee ... will look to have an injury-free junior season after suffering ankle injuries that kept him out of 12 games in 2005-06 ... a solid rebounder for a player of his size ... believed to be the earliest basketball commitment at Duke ... verbally committed to the Blue Devils in May of 2002, a week before the end of his sophomore year of high school ... one of the best athletes in the ACC ... active in Duke's award-winning Verizon Read with the Blue Devils, a community outreach reading program in the Durham school district.


2005-06

Played in 24 games, starting seven times ... averaged 7.1 points and 3.4 rebounds ... shot .455 from the field (61-of-134) and .410 from three-point range (25-of-61) ... the team's fourth-leading scorer ... reached double figures in scoring in nine of 24 contests ... was Duke's first substitution in 13 games ... averaged 21.5 minutes per game as a sophomore ... drew four charges and forced two five-second calls on the defensive end of the court ... grabbed five rebounds to go along with four points and two assists in 16 minutes against No. 19 LSU (3/23) in the NCAA Sweet 16 ... made 2-of-2 free throw attempts for two points and grabbed three rebounds against No. 14 George Washington (3/18) in the second round of the NCAA Tournament ... pulled down six rebounds to go with two points against Southern (3/16) in the first round of the NCAA Tournament ... recorded four rebounds, three points and one assist against No. 11 Boston College in the ACC Championship game ... tallied six points and one steal against Wake Forest (3/11) in the ACC Semifinals ... shot 5-of-11 from the field and 4-of-7 from behind the arc for 14 points against Miami (3/10) in the ACC Quarterfinals ... matched a career high with 17 points on 6-of-11 shooting from the field, 2-of-5 from three-point range and 3-of-4 from the free-throw line against No. 13 North Carolina (3/4) ... scored 10 points on 4-of-10 shooting and 2-of-5 from beyond the arc with four rebounds against Florida State (3/1) ... tallied 12 points, nine rebounds and two assists against Temple (2/25) ... also matched a career high with five made free throws against the Owls ... recorded 10 points, four rebounds and two steals against Georgia Tech (2/22) ... scored 13 points on 3-of-6 shooting, including 3-of-5 from three-point range and 4-of-4 from the free-throw line against Miami (2/19) ... made 5-of-9 field goals for 10 points to go along with seven rebounds against Wake Forest (2/14) ... grabbed six rebounds against Maryland (2/11) ... scored 15 points on 6-of-10 shooting and 3-of-4 from three-point range to go along with six rebounds against Florida State (2/4) ... posted four points and five rebounds in 20 minutes against No. 15 Boston College (2/1) ... scored four points on 2-of-3 shooting to go along with one assist, one block and one steal in 20 minutes off the bench against Virginia (1/28) ... returned from injury to score seven points on 3-of-5 shooting against Virginia Tech (1/26) ... made 2-of-2 three-point attempts for six points to go along with four steals in 10 minutes against No. 23 Maryland (1/11) ... left the Maryland game early due to a bone bruise on his

right ankle ... returned from injury to play 11 minutes with two points against No. 23 Wake Forest (1/8) ... suffered a fractured right ankle in the first half of the NIT Season Tip-Off semifinal game against Drexel (11/23) and only played eight minutes with a rebound ... scored five points with four rebounds, two assists, one block and one steal in 26 minutes against Davidson (11/19) ... shot a perfect 6-of-6 from the floor and 2-of-2 from the free-throw line for 16 points against Seton Hall in the NIT Season Tip-Off (11/16) ... made two three-pointers to go along with five rebounds and two assists ... recorded a career-high seven steals against Boston University in the NIT Season Tip-Off to begin the season (11/14) ... the seven steals were the fourth most in a game in school history ... also scored five points off 3-of-3 shooting from the free-throw line to go along with three rebounds.

2004-05

Played in 33 games, starting twice ... was Duke's first substitution off the bench in 20 games ... named to the ACC All-Freshman Team after averaging 6.2 points, 4.5 rebounds, 0.8 assists and 0.8 steals in 19.2 minutes per game ... shot .400 from the field overall (66-of-165), .319 from three-point range (15-of-47) and .532 from the charity stripe (59-of-111) ... was the team's second-leading rebounder (4.5) ... his 111 free throw attempts ranked third on the team ... one of five Duke players to see action in every game ... had six double-figure scoring games, the fifth-best total on the team ... scored eight points and grabbed three of-



PLAYERS

Nelson Game-by-Game Statistics


2004-05

Opponent	FG	3FG	FT	O-D-R	PF	Pts	A	TO	B	S	MIN
Tenn.-Martin	3-11	0-3	4-6	3-6-9	0	10	1	1	1	1	18
vs. Davidson	0-1	0-1	0-0	0-1-1	0	0	0	0	0	0	7
UNCG	2-6	1-3	1-3	0-3-3	1	6	0	3	2	1	14
Michigan State	0-1	0-1	0-1	0-0-0	1	0	0	1	0	0	8
vs. Valparaiso	6-7	1-2	4-9	1-4-5	3	17	1	2	0	1	23
Toledo	2-7	0-2	4-6	2-8-10	3	8	3	0	1	2	24
Illinois-Chicago	4-6	0-1	1-2	1-3-4	3	9	1	0	1	3	22
vs. Oklahoma	3-4	0-1	5-8	1-4-5	3	11	1	1	1	1	25
Clemson	3-10	0-1	0-3	3-6-9	3	6	2	2	0	0	30
Princeton	2-5	1-1	2-2	2-7-9	1	7	0	0	0	1	23
Temple	2-6	1-3	3-4	2-3-5	1	8	0	4	0	0	13
at N.C. State	5-11	2-4	3-5	2-2-4	3	15	0	1	0	0	28
Virginia	2-5	0-0	2-5	1-6-7	1	6	3	2	2	0	28
at Miami	1-2	0-0	0-2	1-0-1	0	2	1	1	1	0	14
at Florida State	2-3	0-1	2-2	2-3-5	2	6	1	0	0	0	19
Maryland	0-3	0-1	0-0	1-0-1	0	0	0	0	0	1	4
Virginia Tech	1-5	0-1	3-7	2-2-4	1	5	2	1	0	3	23
at Wake Forest	3-6	1-2	0-0	0-5-5	3	7	0	2	0	0	23
Georgia Tech	1-2	0-1	1-4	1-1-2	1	3	0	0	0	1	14
North Carolina	5-10	2-2	4-4	2-0-2	1	16	3	2	0	4	29
at Maryland	2-7	1-1	3-4	3-4-7	0	8	0	2	0	0	22*
at Virginia Tech	0-1	0-0	0-0	0-0-0	0	0	0	0	0	1	4
Wake Forest	3-5	1-1	2-4	1-4-5	4	9	2	3	0	1	19
at Georgia Tech	1-1	0-0	1-2	2-2-4	4	3	2	1	0	1	16
at St. John's	0-4	0-1	3-6	3-1-4	0	3	1	3	0	1	23*
Miami	3-7	2-3	2-4	3-2-5	1	10	1	3	0	2	23
at North Carolina	1-3	0-1	1-3	3-4-7	3	3	0	2	0	0	24
vs. Virginia^	1-6	1-2	0-0	3-2-5	5	3	0	1	0	1	18
vs. N.C. State^	1-5	0-2	2-6	6-3-9	2	4	0	0	0	1	24
vs. Ga. Tech^	0-5	0-2	4-4	3-3-6	5	4	1	3	0	1	24
vs. Delaware St.-	3-5	0-1	0-1	2-0-2	3	6	0	2	0	0	15
vs. Miss. State-	1-1	1-1	0-0	0-2-2	3	3	1	1	0	0	14
vs. Michigan St.-	3-4	0-1	2-4	3-0-3	2	8	0	3	0	0	18

2005-06

Opponent	FG	3FG	FT	O-D-R	PF	Pts	A	TO	B	S	MIN
Boston Univ.	1-8	0-2	3-3	1-2-3	1	5	1	2	0	7	30*
Seton Hall	6-6	2-2	2-2	1-4-5	0	16	2	1	0	1	23
Davidson	2-4	1-3	0-1	0-4-4	2	5	2	1	1	1	26*
vs. Drexel	0-0	0-0	0-0	0-1-1	0	0	0	2	0	0	8*
vs. Memphis				DNP-Inj.							
at Indiana				DNP-Inj.							
Virginia Tech				DNP-Inj.							
Pennsylvania				DNP-Inj.							
vs. Texas				DNP-Inj.							
Valparaiso				DNP-Inj.							
St. John's				DNP-Inj.							
vs. UNCG				DNP-Inj.							
Bucknell				DNP-Inj.							
at Wake Forest	1-2	0-1	0-0	0-0-0	2	2	1	2	0	0	11
Maryland	2-3	2-2	0-0	1-1-2	1	6	2	1	0	4	10
at Clemson				DNP-Inj.							
N.C. State				DNP-Inj.							
at Georgetown				DNP-Inj.							
at Virginia Tech	3-5	1-2	0-0	0-1-1	2	7	2	0	0	0	16
Virginia	2-3	0-0	0-0	0-0-0	2	4	1	2	1	1	20
at Boston Coll.	2-6	0-1	0-0	2-3-5	3	4	0	0	0	0	20
Florida State	6-10	3-4	0-2	2-4-6	2	15	1	6	0	1	27
at North Carolina	1-3	0-1	0-0	0-1-1	3	2	0	1	0	1	14
at Maryland	1-4	0-3	0-0	0-6-6	2	2	1	2	0	0	21
Wake Forest	5-9	0-1	0-0	3-4-7	2	10	2	1	0	0	22
Miami	3-6	3-5	4-4	0-1-1	0	13	2	3	0	0	25
at Georgia Tech	4-8	1-3	1-4	1-3-4	2	10	1	4	1	2	31
vs. Temple	3-8	1-3	5-6	3-6-9	2	12	2	1	0	0	23
at Florida State	4-10	2-5	0-3	1-3-4	4	10	1	1	0	0	36*
North Carolina	6-11	2-5	3-4	1-3-4	3	17	2	2	0	1	29
vs. Miami^	5-11	4-7	0-0	1-0-1	4	14	1	2	0	0	29*
vs. Wake Forest^	2-3	1-2	1-2	0-0-0	5	6	0	0	0	1	21*
vs. Boston Coll.^	1-6	1-3	0-0	3-1-4	3	3	1	0	0	0	22*
vs. Southern-	0-3	0-2	2-2	1-5-6	2	2	1	4	0	0	22
vs. Geo. Wash.-	0-1	0-0	2-2	2-1-3	2	2	1	2	0	0	15
vs. LSU-	1-5	1-4	1-2	1-4-5	1	4	2	2	0	0	16

^ - ACC Tournament
 - - NCAA Tournament
 * - indicates game started




fensive rebounds in 18 minutes against Michigan State (3/25) ... had three points, two rebounds and a steal in 14 minutes versus Mississippi State (3/20) ... went 3-of-5 from the field to score six points and added a pair of rebounds against Delaware State (3/18) ... played 24 minutes, scoring four points, grabbing six rebounds and adding an assist and a steal in the ACC Championship game win over Georgia Tech (3/13) ... scored four points, grabbed nine rebounds and added a steal in a win over N.C. State (3/12) ... played 24 minutes, scoring three points and grabbing a team-high seven rebounds against North Carolina (3/6) ... knocked down a pair of three-point field goals and finished with 10 points, five rebounds and two steals versus Miami (3/3) ... went 3-of-5 from the field and knocked down his only three-point attempt in a nine-point effort versus Wake Forest (2/20) ... also had five rebounds, two assists and a steal in the win over the Demon Deacons ... made first career start, finishing with eight points and seven rebounds versus Maryland (2/12) ... went 5-of-10 from the field, including 2-of-2 on three-pointers, and 4-of-4 from the free throw line in a 16-point effort against North Carolina (2/9) ... also had two rebounds, three assists and a season-best four steals versus the Tar Heels ... had seven points and five rebounds in 23 minutes versus Wake Forest (2/2) ... scored five points, grabbed four rebounds and added two assists and three steals in 23 minutes against Virginia Tech (1/30) ... registered six points, five rebounds and an assist in 19 minutes against Florida State (1/22) ... had six points, seven rebounds, three assists and two blocked shots in 28 minutes against Virginia (1/16) ... scored 15 points and grabbed four rebounds in 28 minutes off the bench versus N.C. State (1/13) ... was 5-of-11 from the field, including 2-of-4

from three-point distance against the Wolfpack ... had eight points and five rebounds in a win over Temple (1/8) ... scored seven points to go along with nine rebounds and a steal against Princeton (1/5) ... played a season-high 30 minutes, registering six points, nine rebounds and two assists versus Clemson (1/2) ... scored 11 points on 3-of-4 shooting from the field and 5-of-8 from the foul line against Oklahoma (12/18) ... added five rebounds, one assist, one blocked shot and a steal in the win over the Sooners ... went 4-of-6 from the field and finished with nine points, four rebounds and three steals versus Illinois-Chicago (12/14) ... registered eight points and two steals to go along with season highs in rebounds (10) and assists (three) in a win over Toledo (12/12) ... scored a career-high 17 points on 6-of-7 shooting from the floor in 23 minutes against Valparaiso (12/4) ... also had five rebounds, one assist and one steal versus the Crusaders ... played seven minutes, grabbing one rebound against Davidson (11/22) ... nearly registered a double-double in his first collegiate game, finishing with 10 points and nine rebounds in a win over Tennessee-Martin (11/20).

High School

Led the West team with 22 points at the 2004 McDonald's All-America game ... holds the California state high school record with 3,462 career points ... also ranks in the state's top-10 in career rebounds (third, 1,522) and assists (ninth, 791) ... played three seasons at Vallejo High School before playing his senior season at Sheldon Senior High School ... named Mr. Basketball in the state of California and second team *Parade* All-America as a senior after averaging 30.3 points, 10.9 rebounds and 5.8 assists per game ... the only player to be ranked the No. 1 shooting guard two years in a row at the ABCD camp ... senior season honors included Nor-Cal Player of the Year and PowerBar Player of the Year recognition ... also received league and section MVP accolades ... named a Student Sport and School Sports All-America four times ... a three-time *Street & Smith* and *Prepstars* All-America selection ... rated as the country's No. 17 prospect by Rivals ... ranked No. 5 among shooting guards and No. 30 overall by Insiders ... three-time All-State, All-NorCal, All-Region, All-League and team MVP at Vallejo High School from 2001-03 ... averaged 35.0 points, 13.0 rebounds and 9.0 assists as a junior at Vallejo High, earning league and section MVP honors ... named *Sacramento Bee* Male Athlete of the Year and PowerBar Player of the Year as a junior in 2003 ... averaged 30.0 points, 15.0 rebounds and 8.0

assists as a sophomore, earning league and section MVP honors ... named California Sophomore Player of the Year and *Vallejo Times* Male Athlete of the Year in 2002 ... was the state Athlete of the Year following his sophomore season ... named the state Freshman of the Year after averaging 18 points, seven rebounds and six assists at Vallejo High School ... was a standout quarterback in football,



earning all-state and All-America honors during his high school career ... coached by Scott Gradin at Sheldon High School during his senior year and Duke Brown in his three years at Vallejo High.

USA Basketball

Led the USA Basketball Men's Youth Development Festival in scoring (25.4 ppg.) in 2003 as a member of the West team ... also was second in steals (2.4) and assists (6.8), seventh in three-point percentage (.370) and 10th in rebounding (7.4) during the five-game competition ... current Duke teammate, David McClure, competed for the East squad.

Personal

Born DeMarcus De'Juan Nelson on November 2, 1985 in Oakland, Calif. ... father, Ron, is a pastor and mother, Denise, is a hair stylist ... has an older brother, Darnele, and sister, Kesia ... also has a younger brother, Darius ... an academic honor roll student all four years of high school ... member of Who's Who Among High School Students ... favorite athlete is Michael Jordan ... enjoys music, bowling and video games.

Nelson Career Statistics

Career Highs		
Points	17	two times
Rebounds	10 vs. Toledo, 12/12/04	
Assists	3	two times
Steals	7 vs. Boston U., 11/14/05	
Blocked Shots	2	two times
Field Goals	6	four times
Free Throws Made	5	two times
Free Throw Attempts	9 vs. Valparaiso, 12/4/04	
Miscellaneous		
Double-figure points	2005-06	Career
Double-figure rebounds	9	15
4 or more rebounds	0	1
Three-point plays	13	35
Charges Drawn	1	4
Dunks	3	3
	5	12

Career Statistics																	
SEASON	GP-GS	MP	FG-FGA	PCT.	3PT-A	PCT.	FT-FTA	PCT.	REB.	AVG.	PF-DQ	AS	TO	BS	ST	TP	AVG.
2004-05	33-2	633	66-165	.400	15-47	.319	59-111	.532	150	4.5	63-2	27	47	9	28	206	6.2
2005-06	24-7	517	61-135	.452	25-61	.410	24-37	.649	82	3.4	49-1	29	42	3	20	171	7.1
Total	57-9	1150	127-300	.423	40-108	.370	83-148	.561	232	4.1	112-3	56	89	12	48	377	6.6

Career ACC Regular Season Statistics																	
SEASON	GP-GS	MP	FG-FGA	PCT.	3PT-A	PCT.	FT-FTA	PCT.	REB.	AVG.	PF-DQ	AS	TO	BS	ST	TP	AVG.
2004-05	16-1	320	33-81	.407	9-19	.474	24-49	.490	68	4.3	27-0	17	22	3	14	99	6.2
2005-06	13-1	282	40-80	.500	14-33	.424	8-17	.471	41	3.2	28-0	16	25	2	10	102	7.8
Total	29-2	602	73-161	.453	23-52	.442	32-66	.485	109	3.8	55-0	33	47	5	24	201	6.9

Career ACC Tournament Statistics																	
SEASON	GP-GS	MP	FG-FGA	PCT.	3PT-A	PCT.	FT-FTA	PCT.	REB.	AVG.	PF-DQ	AS	TO	BS	ST	TP	AVG.
2004-05	3-0	66	2-16	.125	1-6	.167	6-10	.600	20	6.7	12-2	1	4	0	3	11	3.7
2005-06	3-3	72	8-20	.400	6-12	.500	1-2	.500	5	1.7	12-1	2	2	0	1	23	7.7
Total	6-3	138	10-36	.278	7-18	.389	7-12	.583	25	4.2	24-3	3	6	0	4	34	5.7

Career NCAA Tournament Statistics																	
SEASON	GP-GS	MP	FG-FGA	PCT.	3PT-A	PCT.	FT-FTA	PCT.	REB.	AVG.	PF-DQ	AS	TO	BS	ST	TP	AVG.
2004-05	3-0	47	7-10	.700	1-3	.333	2-5	.400	7	2.3	8-0	1	6	0	0	17	5.7
2005-06	3-0	53	1-9	.111	1-6	.167	5-6	.833	14	4.7	4-0	4	8	0	0	8	2.7
Total	6-0	100	8-19	.421	2-9	.222	7-11	.636	21	3.5	12-0	5	14	0	0	25	4.2



JAMAL BOYKIN

Forward • SO-1L • 6-7 • 230
Los Angeles, Calif. (Fairfax)

34

Career Notes


Looking to make a jump and increase his minutes this season ... should be ready to assume a more prominent role on this year's team ... a mature young man whose basketball passion has made him a crowd favorite at Duke ... active in Duke's award-winning Verizon Read with the Blue Devils, a community outreach reading program in the Durham school district ... also was a featured speaker at the school's Junior Blue Devil Club Day presented to kids between the ages of 1-16 ... his speech to that group focused on why he chose Duke and the importance of reading and doing homework at an early age.

2005-06

Played 70 minutes in 26 games ... averaged 1.0 points and 0.8 rebounds ... registered two assists, four blocked shots and two steals as a freshman ... shot an impressive .471 from the field (8-of-17) and .900 from the free throw line (9-of-10) ... made an appearance against No. 19 LSU in the NCAA Sweet 16 (3/23) ... played two minutes against Southern (3/16) in the first round of the NCAA Tournament ... made an appearance against Wake Forest (3/11) in the ACC Semifinals ... scored two points and grabbed one rebound against Miami (3/10) in the ACC Quarterfinals ... recorded one blocked shot against No. 13 North Carolina (3/4) ... saw one minute of action against Florida State (3/1) ... pulled down one rebound against Miami (2/19) ... tallied one rebound and one steal in four minutes against Wake Forest (2/14) ... made an appearance against Maryland (2/11) ... played one minute against Florida State (2/4) ... recorded one blocked shot in two minutes against Virginia (1/28) ... pulled down one rebound in one minute of action against Virginia Tech (1/26) ... recorded two points and one rebound in one minute of action against Georgetown (1/21) ... saw limited action against No. 14 N.C. State (1/18) ... scored two points in one minute of action against Clemson (1/14) ... played two minutes with one rebound against No. 23 Maryland (1/11) ... saw one minute of action against No. 23 Wake Forest (1/8) ... blocked a shot and made one free throw against Bucknell (1/2) ... scored four points on four free throws with three rebounds against UNC Greensboro (12/31) ... grabbed one rebound in five minutes against St. John's (12/21) ... played eight minutes with six points, six rebounds, one assist and one blocked shot against Valparaiso (12/18) ... scored four points on 1-of-2 shooting with a rebound in two minutes against No. 2 Texas (12/10) ... recorded one steal in two minutes against Pennsylvania (12/7) ... played one minute with one rebound in the conference opener against Virginia Tech (12/4) ... saw one minute of action against Drexel in the semifinals of the NIT Season Tip-Off (11/23) ... played eight minutes against Seton Hall in the NIT Season Tip-Off (11/16) for his collegiate debut ... shot 2-of-6 from the field for four points and grabbed two offensive rebounds.

High School

Named the 2005 Gatorade State Player of the Year in California after averaging 22 points, 12 rebounds, four blocked shots and five assists for Fairfax High School ... *Parade* third team All-America in 2005 ... John Wooden Award winner as a senior for the city Player of the Year in Los Angeles ... three-time all-city selection ... *Street and Smith* third team All-America as a junior ... earned California High School Sports Junior Player of the Year honors ... shot .766 from the field and averaged 19.5 points and 11.4



rebounds per game while leading Fairfax to the California state championship in 2004 ... also had 103 assists, 97 blocked shots and 63 steals as a junior ... named state Sophomore Player of the Year after registering 16 points and 10 rebounds per game ... rated as the country's 108th-best prospect overall and 24th-ranked small forward by Rivals.com ... listed 88th overall and No. 20 among power forwards by Scout.com.

Personal

Born Jamal Thomas Boykin on April 27, 1987, in Los Angeles, Calif. ... father, Ruben Sr., is a salesman, and mother, Mary, is a high school English teacher ... older brother, Ruben Jr., is a senior basketball player for Northern Arizona University ... last season, his brother earned All-Big Sky first team recognition after averaging 13.3 points per game ... also has two older sisters, Desi and Serena ... Serena was a four-year member of the Long Beach State track team, throwing the shot put ... was a member of the Principal's Honor Roll ... won the School Spirit Award and Principal Award ... skipped the Bob Gibbons AAU Tournament, hosted in the Triangle, in 2004 because he was playing the lead role in a school play ... enjoys painting, drawing, preaching and acting ... favorite athletes are LeBron James and Michael Jordan.


PLAYERS

Boykin Game-by-Game Statistics

2005-06

Opponent	FG	3FG	FT	O-D-R	PF	Pts	A	TO	B	S	MIN
Boston Univ.				DNP							
Seton Hall	2-6	0-0	0-0	2-0-2	2	4	1	0	0	0	8
Davidson				DNP							
vs. Drexel	0-0	0-0	0-0	0-0-0	0	0	0	0	0	0	1
vs. Memphis				DNP							
at Indiana				DNP							
Virginia Tech	0-0	0-0	0-0	0-1-1	0	0	0	1	0	0	1
Pennsylvania	0-0	0-0	0-0	0-0-0	0	0	0	0	0	1	2
vs. Texas	1-2	0-0	2-2	0-1-1	0	4	0	0	0	0	2
Valparaiso	3-5	0-0	0-0	4-2-6	2	6	1	0	1	0	8
St. John's	0-0	0-0	0-0	0-1-1	1	0	0	1	0	0	5
vs. UNCG	0-0	0-0	4-4	1-2-3	1	4	0	3	0	0	17
Bucknell	0-0	0-0	1-2	0-0-0	2	1	0	0	1	0	7
at Wake Forest	0-1	0-0	0-0	0-0-0	1	0	0	0	0	0	1
Maryland	0-0	0-0	0-0	0-1-1	1	0	0	1	0	0	2
at Clemson	1-1	0-0	0-0	0-0-0	0	2	0	0	0	0	1
N.C. State	0-0	0-0	0-0	0-0-0	0	0	0	0	0	0	0+
at Georgetown	1-1	0-0	0-0	1-0-1	1	2	0	0	0	0	1
at Virginia Tech	0-0	0-0	0-0	0-1-1	0	0	0	0	0	0	1
Virginia	0-0	0-0	0-0	0-0-0	1	0	0	0	1	0	2
at Boston Coll.				DNP							
Florida State	0-0	0-0	0-0	0-0-0	0	0	0	0	0	0	1
at North Carolina				DNP							
at Maryland	0-0	0-0	0-0	0-0-0	1	0	0	0	0	0	0+
Wake Forest	0-0	0-0	0-0	0-1-1	0	0	0	0	0	1	4
Miami	0-1	0-0	0-0	0-1-1	0	0	0	0	0	0	1
at Georgia Tech				DNP							
vs. Temple				DNP							
at Florida State	0-0	0-0	0-0	0-0-0	1	0	0	1	0	0	1
North Carolina	0-0	0-0	0-0	0-0-0	0	0	0	0	1	0	0+
vs. Miami*	0-0	0-0	2-2	0-1-1	1	2	0	0	0	0	2
vs. Wake Forest^	0-0	0-0	0-0	0-0-0	0	0	0	0	0	0	0+
vs. Boston Coll.^				DNP							
vs. Southern-	0-0	0-0	0-0	0-0-0	1	0	0	0	0	0	2
vs. Geo. Wash.-				DNP							
vs. LSU-	0-0	0-0	0-0	0-0-0	0	0	0	0	0	0	0+

^ - ACC Tournament
 - - NCAA Tournament
 * - indicates game started



Boykin Career Statistics

Career Highs

Points	6 vs. Valparaiso, 12/18/05
Rebounds	6 vs. Valparaiso, 12/18/05
Assists	1, two times
Steals	1, two times
Blocked Shots	1, four times
Field Goals	3 vs. Valparaiso, 12/18/05
Free Throws	4 vs. UNC Greensboro, 12/31/05
Miscellaneous	2005-06
Double-figure points	0
Double-figure rebounds	0
Double-doubles	0
Charges Taken	0
Dunks	0
Three-point plays	0

Career Statistics

SEASON	GP-GS	MP	FG-FGA	PCT.	3PT-A	PCT.	FT-FTA	PCT.	REB.	AVG.	PF-DQ	AS	TO	BS	ST	TP	AVG.
2005-06	26-0	70	8-17	.471	0-0	.000	9-10	.900	20	0.8	16-0	2	7	4	2	25	1.0
Total	26-0	70	8-17	.471	0-0	.000	9-10	.900	20	0.8	16-0	2	7	4	2	25	1.0

Career ACC Regular Season Statistics

SEASON	GP-GS	MP	FG-FGA	PCT.	3PT-A	PCT.	FT-FTA	PCT.	REB.	AVG.	PF-DQ	AS	TO	BS	ST	TP	AVG.
2005-06	13-0	15	1-3	.333	0-0	.000	0-0	.000	5	0.4	5-0	0	3	2	1	2	0.2
Total	13-0	15	1-3	.333	0-0	.000	0-0	.000	5	0.4	5-0	0	3	2	1	2	0.2

Career ACC Tournament Statistics

SEASON	GP-GS	MP	FG-FGA	PCT.	3PT-A	PCT.	FT-FTA	PCT.	REB.	AVG.	PF-DQ	AS	TO	BS	ST	TP	AVG.
2005-06	2-0	2	0-0	.000	0-0	.000	2-2	1.000	1	0.5	1-0	0	0	0	0	2	1.0
Total	2-0	2	0-0	.000	0-0	.000	2-2	1.000	1	0.5	1-0	0	0	0	0	2	1.0

Career NCAA Tournament Statistics

SEASON	GP-GS	MP	FG-FGA	PCT.	3PT-A	PCT.	FT-FTA	PCT.	REB.	AVG.	PF-DQ	AS	TO	BS	ST	TP	AVG.
2005-06	2-0	2	0-0	.000	0-0	.000	0-0	.000	0	0.0	1-0	0	0	0	0	0	0.0
Total	2-0	2	0-0	.000	0-0	.000	0-0	.000	0	0.0	1-0	0	0	0	0	0	0.0



JORDAN DAVIDSON

Guard • SO-1L • 6-1 • 180
Melbourne, Ark. (Blair Academy [N.J])

12

Career Notes

A valuable player who walked on prior to last season ... will be on scholarship this year ... teammates admire his intensity and ability to run Duke's 'Blue Team' efficiently as its point guard ... active in Duke's award-winning Verizon Read with the Blue Devils, a community outreach reading program in the Durham school district ... also participated in the school's Junior Blue Devil Club Day presented to kids between the ages of 1-16.

2005-06

Played in 10 games and averaged 0.3 points and 0.1 rebounds ... made an appearance against Wake Forest (3/11) in the ACC Semifinals ... made an appearance against Florida State (3/1) ... made his only career three-point attempt against Miami (2/19) ... played one minute against Virginia (1/28) ... saw two minutes of action against No. 23 Maryland (1/11) ... came into the game in the final minute against No. 23 Wake Forest (1/8) ... saw two minutes of action against Bucknell (1/2) ... collected his first career steal against UNC Greensboro (12/31) ... recorded his first collegiate rebound against St. John's (12/21) ... saw two minutes of action with one field goal attempt against Valparaiso (12/18).

High School

Three-year all-district and two-time all-state selection at Melbourne High School ... prepped one year at Blair Academy in Blairstown, N.J. ... earned All-MAPL honors and averaged 12.0 points, 4.5 assists and 3.0 rebounds per game at Blair Academy ... scored 18 points, grabbed five rebounds and dished out three as-



assists per game as a senior at Melbourne ... averaged 17 points, four rebounds and five assists per game during his junior season ... led Melbourne to the state final four as a junior and senior ... also an outstanding golfer, earning all-state recognition as a sophomore and junior ... was the silver medalist in the Arkansas state golf tournament as a sophomore.

Personal

Born Jordan Kenneth Davidson on July 6, 1986, in Batesville, Ark. ... father, Pat and mother, Suellen are business owners ... older brother, Patrick, was a member of the Duke basketball team ... also has a younger brother, Nick.

Davidson Game-by-Game Statistics

2005-06

Opponent	FG	3FG	FT	O-D-R	PF	Pts	A	TO	B	S	MIN
Valparaiso	0-1	0-0	0-0	0-0-0	0	0	0	0	0	0	2
St. John's	0-0	0-0	0-0	0-1-1	0	0	0	0	0	0	1
vs. UNCG	0-0	0-0	0-0	0-0-0	0	0	0	0	0	1	2
Bucknell	0-0	0-0	0-0	0-0-0	0	0	0	0	0	0	2
at Wake Forest	0-0	0-0	0-0	0-0-0	0	0	0	0	0	0	0+
Maryland	0-0	0-0	0-0	0-0-0	0	0	1	0	0	0	2
Virginia	0-0	0-0	0-0	0-0-0	0	0	0	0	0	0	1
Miami	1-1	1-1	0-0	0-0-0	0	3	0	0	0	0	1
at Florida State	0-0	0-0	0-0	0-0-0	0	0	0	0	0	0	0+
vs. Wake Forest*	0-0	0-0	0-0	0-0-0	0	0	0	0	0	0	0+

Davidson Career Statistics

Career Highs

Points	3 vs. Miami, 2/19/06
Rebounds	1 vs. St. John's, 12/21/05
Assists	n/a
Steals	1 vs. UNC Greensboro, 12/31/05
Blocked Shots	n/a
Field Goals	1 vs. Miami, 2/19/06
Free Throws	n/a

Career Statistics

SEASON	GP-GS	MP	FG-FGA	PCT.	3PT-A	PCT.	FT-FTA	PCT.	REB.	AVG.	PF-DQ	AS	TO	BS	ST	TP	AVG.
2005-06	10-0	11	1-2	.500	1-1	1.000	0-0	.000	1	0.1	0-0	0	1	0	1	3	0.3
Total	10-0	11	1-2	.500	1-1	1.000	0-0	.000	1	0.1	0-0	0	1	0	1	3	0.3

Career ACC Regular Season Statistics

SEASON	GP-GS	MP	FG-FGA	PCT.	3PT-A	PCT.	FT-FTA	PCT.	REB.	AVG.	PF-DQ	AS	TO	BS	ST	TP	AVG.
2005-06	5-0	4	1-1	1.000	1-1	1.000	0-0	.000	0	0.0	0-0	0	1	0	0	3	0.6
Total	5-0	4	1-1	1.000	1-1	1.000	0-0	.000	0	0.0	0-0	0	1	0	0	3	0.6

Career ACC Tournament Statistics

SEASON	GP-GS	MP	FG-FGA	PCT.	3PT-A	PCT.	FT-FTA	PCT.	REB.	AVG.	PF-DQ	AS	TO	BS	ST	TP	AVG.
2005-06	1-0	0	0-0	.000	0-0	.000	0-0	.000	0	0.0	0-0	0	0	0	0	0	0.0
Total	1-0	0	0-0	.000	0-0	.000	0-0	.000	0	0.0	0-0	0	0	0	0	0	0.0

Career NCAA Tournament Statistics

SEASON	GP-GS	MP	FG-FGA	PCT.	3PT-A	PCT.	FT-FTA	PCT.	REB.	AVG.	PF-DQ	AS	TO	BS	ST	TP	AVG.
2005-06	0-0	0	0-0	.000	0-0	.000	0-0	.000	0	0.0	0-0	0	0	0	0	0	0.0
Total	0-0	0	0-0	.000	0-0	.000	0-0	.000	0	0.0	0-0	0	0	0	0	0	0.0



DAVID McCLURE

Forward • SO-2L • 6-6 • 200

Ridgefield, Conn. (Trinity Catholic)

14

Career Notes

Skilled and intelligent player with the ability to play multiple positions ... expected to return this season after missing the 2005-06 campaign recovering from a knee injury ... the last player from the state of Connecticut to attend Duke was All-America and three-time Academic All-America Mike Gminski (Monroe, Conn.) ... active in Duke's award-winning Verizon Read with the Blue Devils, a community outreach reading program in the Durham school district.

2005-06

Missed his sophomore season recovering from offseason knee surgery (left) to repair an osteochondral lesion on his patella ... did not see game action, earned a letter and redshirted.

2004-05

Saw action in 25 games and earned three starting assignments ... averaged 1.7 points, 1.4 rebounds and 0.4 assists in 7.4 minutes per game ... shot .436 from the floor (17-of-39) and .533 from the free throw line (8-of-15) ... 20 of his 34 total rebounds were on the offensive glass ... played one minute versus Michigan State (3/25) ... had two rebounds, one blocked shot and a steal in eight minutes against Delaware State (3/18) ... collected three rebounds in three minutes in the ACC Championship game versus Georgia Tech (3/13) ... scored two points and grabbed two re-

bounds against N.C. State (3/12) ... set new career highs with nine points, five rebounds, three field goals and one three-point field goal versus Virginia (3/11) ... also had two assists and a steal in a career-best 20 minutes of action in the win over the Cavaliers ... went 2-of-3 from the free throw line in two minutes against North Carolina (3/6) ... blocked one shot in six minutes versus Miami (3/3) ... went 2-of-2 from the field to score four points in a win over St. John's (2/26) ... returned from injury after missing seven games to play two minutes against Georgia Tech (2/23) ... had two points, one rebound, one blocked shot and two steals versus Maryland (1/26) ... played five minutes against Florida State (1/22) ... played two minutes in a win over Virginia (1/16) ... had six points on 2-of-2 shooting from the floor and 2-of-2 from the free throw line against N.C. State (1/13) ... scored two points in four minutes of play versus Temple (1/8) ... played five minutes, grabbing two offensive rebounds and dishing out an assist against Princeton (1/5) ... registered a steal in seven minutes versus Clemson (1/2) ... grabbed an offensive rebound in three minutes against Oklahoma (12/18) ... played seven minutes, registering two points, two rebounds, two assists and a blocked shot against Illinois-Chicago (12/14) ... grabbed four rebounds in a win over Toledo (12/12) ... scored five points in 19 minutes and had one rebound and an assist versus Valparaiso (12/4) ... played five minutes, recording two points, one rebound and an assist against Michigan State (11/30) ... registered two points, three rebounds, two blocked shots and a steal in a win over UNC Greensboro (11/27) ... played seven minutes, collecting three rebounds and an assist in a win over Davidson (11/22) ... started his first collegiate game, finishing with four points, three assists, three steals and two blocked shots against Tennessee-Martin (11/20).

High School

A proven winner who led his high school team to a 101-7 record and three state championships in his four-year prep career ... four-year letterwinner who led Trinity Catholic to a 27-0 record and the Connecticut state championship as a senior ... closed his high school career with 52 consecutive wins ... averaged a double-double in each of his last three high school seasons ... averaged 15.7 points and 11.7 rebounds per game, while earning Gatorade Connecticut Player of the Year honors in 2004 ... also named the 2004 Connecticut High School Coaches Association and Coca-Cola Player of the Year ... a 2004 Connecticut Coaches Academic all-state team selection ... finished prep career fourth all-time at Trinity with 1,367 points ... was also second with 1,186 career rebounds ... added 389 steals and 321 blocked shots in his career ... MVP of the state title games in 2003 and 2004 ... MVP of the 2004 Glaxo Smith Kline Invitational ... rated as the country's No. 13 small forward by *Insiders* and No. 21 by *Rivals* ... ranked No. 19 nationally and No. 3 in the Northeast by *Prep Nation* ... one of six recipients of the New York Knickerbockers MSG Network's inaugural Dave DeBusschere Award ... named the *New Haven Register* and *Hartford Courant* State Player of the Year as a senior ... participated in the Wendy's All-Star Shootout and the J.C.C.S. 43rd Annual Schoolboy/Schoolgirl Classic ... three-year starter and three-time all-state selection ... led Trinity to three FCIAC tournament championships ... averaged 17.2 points and 12.5 rebounds per game as a junior ... averaged 16.5 points and 10.2 rebounds as a sophomore ... played at Trinity under head coach Mike Walsh ... never fouled out of a game in his high school career ... selected Duke over Notre Dame.





USA Basketball
Member of the East squad in the 2003 USA Youth Basketball Development Festival ... averaged 6.0 points and 3.8 rebounds per game at the event ... current Duke teammate, DeMarcus Nelson, competed for the West squad.

Personal
Full name is David James McClure ... father, Jim, is a physical therapist and his mother, Betty, is a registered nurse ... has an older sister, Laura ... father played basketball from

1966-70 at Davis and Elkins College ... second cousin, Stanley Dorsey, played football at Duke from 1990-93 ... recipient of President's Education Award for Outstanding Academic Achievement in 2004 ... active in the community ... volunteered his time for Dads for Kids Inc. ... recognized by Ridgefield Boys and Girls Club for outstanding achievement on and off the basketball court ... an outstanding student who maintained better than a 3.5 cumulative grade point average in high school ... hobbies include listening to music, singing, working on computers, playing video games and watching movies ... favorite athlete is Michael Jordan ... born April 1, 1986, in Danbury, Conn. ... was born the day after Duke played in its first NCAA title game under Mike Krzyzewski.

McClure Game-by-Game Statistics

2004-05

Opponent	FG	3FG	FT	O-D-R	PF	Pls	A	TO	B	S	MIN
Tenn.-Martin	2-4	0-0	0-0	1-0-1	0	4	3	1	2	3	18*
vs. Davidson	0-1	0-1	0-0	1-2-3	0	0	1	0	0	0	7*
UNCG	1-5	0-1	0-0	1-2-3	1	2	0	0	2	1	15
Michigan State	1-1	0-0	0-0	0-1-1	2	2	1	0	0	0	5
vs. Valparaiso	2-4	0-0	1-1	1-0-1	2	5	1	0	0	0	19
Toledo	0-2	0-0	0-0	3-1-4	0	0	0	0	0	0	9*
Illinois-Chicago	1-2	0-0	0-0	0-2-2	0	2	2	1	1	0	7
vs. Oklahoma	0-0	0-0	0-0	1-0-1	0	0	0	0	0	0	3
Clemson	0-2	0-0	0-0	0-0-0	1	0	0	1	0	1	7
Princeton	0-2	0-0	0-0	2-0-2	0	0	1	0	0	0	5
Temple	1-1	0-0	0-0	0-1-1	2	2	0	0	0	0	4
at N.C. State	2-2	0-0	2-2	1-1-2	0	6	0	1	0	0	11
Virginia	0-0	0-0	0-0	0-0-0	0	0	0	1	0	0	2
at Miami	0-1	0-0	0-0	0-0-0	0	0	0	0	0	0	2
at Florida State	0-0	0-0	0-0	0-0-0	1	0	0	2	0	0	5
Maryland	1-3	0-0	0-0	1-0-1	0	2	0	1	1	2	10
Virginia Tech											DNP - Inj.
at Wake Forest											DNP - Inj.
Georgia Tech											DNP - Inj.
North Carolina											DNP - Inj.
at Maryland											DNP - Inj.
at Virginia Tech											DNP - Inj.
Wake Forest											DNP - Inj.
at Georgia Tech	0-0	0-0	0-0	0-0-0	1	0	0	0	0	0	2
at St. John's	2-2	0-0	0-0	0-0-0	0	4	0	0	0	0	4
Miami	0-1	0-0	0-2	0-0-0	0	0	0	0	1	0	6
at North Carolina	0-0	0-0	2-3	0-0-0	0	2	0	0	0	0	2
vs. Virginia*	3-4	1-1	2-2	4-1-5	1	9	2	2	0	1	20
vs. N.C. State^	1-1	0-0	0-0	1-1-2	3	2	0	0	0	0	9
vs. Ga. Tech^	0-0	0-0	0-2	1-2-3	1	0	0	0	0	0	3
vs. Delaware St.-	0-1	0-0	1-2	2-0-2	0	1	0	0	1	1	8
vs. Miss. State-											DNP
vs. Michigan St.-	0-0	0-0	0-0	0-0-0	0	0	0	0	0	0	1

^ - ACC Tournament
- - NCAA Tournament
* - indicates game started

McClure Career Statistics

Career Highs

Points	9 vs. Virginia, 3/11/05
Rebounds	5 vs. Virginia, 3/11/05
Assists	3 vs. Tenn.-Martin, 11/20/04
Steals	3 vs. Tenn.-Martin, 11/20/04
Blocked Shots	2, two times
Field Goals	3 vs. Virginia, 3/11/05
Free Throws	2, three times

Career Statistics

SEASON	GP-GS	MP	FG-FGA	PCT.	3PT-A	PCT.	FT-FTA	PCT.	REB.	AVG.	PF-DQ	AS	TO	BS	ST	TP	AVG.
2004-05	25-3	184	17-39	.436	1-3	.333	8-15	.533	34	1.4	15-0	11	10	8	9	43	1.7
2005-06																	
Total	25-3	184	17-39	.436	1-3	.333	8-15	.533	34	1.4	15-0	11	10	8	9	43	1.7

Career ACC Regular Season Statistics


SEASON	GP-GS	MP	FG-FGA	PCT.	3PT-A	PCT.	FT-FTA	PCT.	REB.	AVG.	PF-DQ	AS	TO	BS	ST	TP	AVG.
2004-05	9-0	47	3-9	.333	0-0	.000	4-7	.571	3	0.3	3-0	0	6	2	3	10	1.1
2005-06																	
Total	9-0	47	3-9	.333	0-0	.000	4-7	.571	3	0.3	3-0	0	6	2	3	10	1.1

Career ACC Tournament Statistics

SEASON	GP-GS	MP	FG-FGA	PCT.	3PT-A	PCT.	FT-FTA	PCT.	REB.	AVG.	PF-DQ	AS	TO	BS	ST	TP	AVG.
2004-05	3-0	32	4-5	.800	1-1	1.000	2-4	.500	10	3.3	5-0	2	2	0	1	11	3.7
2005-06																	
Total	3-0	32	4-5	.800	1-1	1.000	2-4	.500	10	3.3	5-0	2	2	0	1	11	3.7

Career NCAA Tournament Statistics

SEASON	GP-GS	MP	FG-FGA	PCT.	3PT-A	PCT.	FT-FTA	PCT.	REB.	AVG.	PF-DQ	AS	TO	BS	ST	TP	AVG.
2004-05	2-0	9	0-1	.000	0-0	.000	1-2	.500	2	1.0	0-0	0	0	1	1	1	0.5
2005-06																	
Total	2-0	9	0-1	.000	0-0	.000	1-2	.500	2	1.0	0-0	0	0	1	1	1	0.5



JOSH McROBERTS

Forward/Center • SO-1L • 6-10 • 240
Carmel, Ind. (Carmel)

2

Career Notes


Named one of three team captains for 2006-07 ... McRoberts and Greg Paulus are the first two sophomore captains in Duke history ... a versatile big man who will be a major part of Duke's arsenal in 2006-07 ... one of the most skilled and athletic post players in the country ... showed his vast potential throughout his freshman campaign ... an outstanding passer who has the ability to bring the ball up the floor ... in addition to his talent, McRoberts brings a tough mindset to each game ... attacks the rim consistently on offense ... Duke's leading returning scorer (8.7) and rebounder (5.3) ... recovered from back surgery (lumbar discectomy) performed in early August to be ready for the open of the 2006-07 season ... active in Duke's award-winning Verizon Read with the Blue Devils, a community outreach reading program in the Durham school district ... also participated in the school's Junior Blue Devil Club Day presented to kids between the ages of 1-16.

2005-06

Named to the ACC All-Freshman team ... selected to the ACC All-Tournament second team ... played in all 36 contests, starting 31 times ... showed his versatility by averaging 8.7 points, 5.3 rebounds, 1.5 assists, 1.1 steals and 1.3 blocks per game ... was the team's third-leading scorer and ranked second in rebounds and blocked shots ... led the team with a .605 field goal percentage (115-of-190) ... field goal percentage ranked third all-time for a freshman at Duke (Christian Laettner shot .723 from the floor as a rookie to establish the mark in 1989) ... shot .664 from the charity stripe (77-of-116) ... his 77 free throws made and 116 free throw attempts ranked third on the squad ... reached double figures in scoring 15 times, the third-highest figure on the team ... also credited with five double-digit rebounding efforts ... had two double-doubles and was only one of two Blue Devils to accomplish that (All-America Sheldon Williams had 21) ... had 54 dunks, only four behind Williams' team-best 58 ... led the team in rebounding four times ... in 16 conference games, averaged 1.25 blocked shots, tied for ninth in the ACC ... pulled down 10 rebounds to go along with nine points and two assists against No. 19 LSU (3/23) in the NCAA Sweet 16 ... recorded a career-high 13 rebounds to go along with 14 points for his second career double-double against No. 14 George Washington (3/18) in the second round of the NCAA Tournament ... blocked a career-high four shots to go along with eight points against Southern (3/16) in the first round of the NCAA Tournament ... scored 16 points on 5-of-5 shooting from the field and 6-of-8 shooting from the free-throw line to go along with five rebounds against No. 11 Boston College in the ACC Championship game (3/12) ... posted 13 points on 5-of-9 shooting from the field, including 1-of-2 from three-point range and 2-of-4 from the free throw line to go along with eight rebounds, two assists, one block and one steal in 35 minutes against Wake Forest (3/11) in the ACC Semifinals ... scored 10 points on 3-of-8 shooting and 4-of-5 shooting from the free throw line to go along with seven rebounds and two blocks against Miami (3/10) in the ACC Quarterfinals ... posted four points and three rebounds with one block against No. 13 North Carolina (3/4) ... tallied two points, six rebounds, three assists and three blocks against Florida State (3/1) ... scored 10 points on 4-of-6 shooting and 2-of-4 from the free throw line to go along with seven rebounds against Temple (2/25) ... shot 5-of-7 from the floor for 10 points to go along with five rebounds and four steals against Georgia Tech (2/22) ... made a career-high 9-of-11 from the free throw line and finished with 14 points against Miami (2/

19) ... also had seven rebounds, three assists and two steals against the Hurricanes ... scored 16 points on a perfect shooting night against Wake Forest (2/14) ... shot 5-of-5 from the floor, 1-of-1 from beyond the arc and 5-of-5 from the free throw line against the Demon Deacons ... also tallied three rebounds, two blocks, two steals and tied a career high with four assists ... grabbed a career-high 12 rebounds against Maryland (2/11) ... scored a career-high 17 points on 6-of-8 shooting, including his second three-pointer of the season to go along with five rebounds against No. 23 North Carolina (2/7) ... made 5-of-6 free throw attempts and finished with seven points to go along with two assists and two blocks against Florida State (2/4) ... made six free throws to go along with 4-of-7 shooting from the floor for 14 points against No. 15 Boston College (2/1) ... compiled nine points, four rebounds and two steals in 20 minutes against Virginia (1/28) ... scored eight points on 4-of-6 shooting to go along with seven rebounds, four assists, three blocks and two steals against Virginia Tech (1/26) ... scored four points and blocked two shots against Clemson (1/14) ... recorded three blocks and two steals against No. 23 Maryland (1/11) ... posted his first career double-double against Bucknell (1/2) with 14 points and 10 rebounds ... tallied 15 points on 6-of-8 shooting against UNC Greensboro (12/31) ... scored a career-high 12 points on six made field goals in a win over St. John's (12/21) ... scored eight points on 4-of-5 shooting with three rebounds against Valparaiso (12/18) ... recorded six points, five rebounds, one assist, one block and two steals against No. 2 Texas (12/10) ... had eight points, seven rebounds, two assists, two blocks and four steals against Pennsylvania (12/7) ... returned to his home state and scored six points on 3-of-7 shooting with three rebounds and two blocks against No. 17 Indiana (11/30) ... scored 12 points on 6-of-9 shooting to go along with four rebounds against No. 11 Memphis in the championship game of the NIT Season Tip-Off (11/25) ... scored in double figures for the first time in his career with 10 points on 5-of-6 shooting against Drexel in the semifinals of the NIT Season Tip-Off (11/23) ... added six rebounds and three blocks in 29 minutes ... shot 2-of-4 with four points, three rebounds and a block against Davidson (11/19) ... made his first career start against Seton Hall in the NIT Season Tip-Off (11/16), scoring six points with two rebounds and his first career blocked shot ... successful debut at the collegiate level with 10 rebounds to go along with six points on 3-of-6 shooting against Boston University (11/14) ... five of his rebounds





were on the offensive end of the floor.

High School

Named the National High School Senior Athlete of the Year by the National High School Coaches Association ... won the 2005 Morgan Wootten Award as the McDonald's All-America Player of the Year ... first team *Parade* All-America ... All-USA *Today* first team selection ... EA Sports All-America in 2005 ... named the McDonald's All-America game MVP after scoring 17 points

on 7-of-8 shooting with a game-high 12 rebounds to lead the East squad to a 115-110 victory ... also participated in the Roundball Classic (West), finishing with 11 points, seven rebounds, two assists and three blocked shots in a 136-119 win over the East team ... led Carmel High in scoring and rebounding as a senior, averaging 17.9 points to go along with 11.4 rebounds, 4.2 assists and 2.9 blocked shots per game ... also shot an impressive .593 (166-of-280) from the field while guiding the Greyhounds to a 21-4 record and a trip to the sectional championship game in 2005 ... rated as the top high school player in the Class of 2005 by Scout.com ... ranked second overall and number one among power forwards by Rivals.com ... named the top-ranked senior by Bob Gibbons All-Star Report ... collected 1,264 points, 759 rebounds, 255 assists and 259 blocks during his high school career ... overcame an early season injury to average 16.8 points, 10.9 rebounds and 5.0 assists per game as a junior ... named the MVP at the 2004 Nike Camp in Indianapolis ... two-time Nike Camp All-America ... three-time all-conference, all-county and all-state selection ... averaged 16 points, 10 rebounds and three blocked shots per game as a sophomore.

USA Basketball

Helped the North team to a silver medal finish at the 2004 USA Youth Development Festival ... led the North squad in rebounding with 14.4 rpg. and field goal percentage (.574, 27-of-47) ...

McRoberts Game-by-Game Statistics

2005-06

Opponent	FG	3FG	FT	O-D-R	PF	Pts	A	T	B	S	MIN
Boston Univ.	3-6	0-0	0-3	5-5-10	3	6	0	1	0	1	26
Seton Hall	2-2	0-0	2-4	0-2-2	3	6	0	1	1	0	19*
Davidson	2-4	0-0	0-0	2-1-3	4	4	0	2	1	0	20*
vs. Drexel	5-6	0-0	0-2	1-5-6	2	10	0	0	3	0	29*
vs. Memphis	6-9	0-0	0-0	1-3-4	5	12	0	1	0	0	31*
at Indiana	3-7	0-0	0-0	1-2-3	4	6	1	1	2	1	18*
Virginia Tech	1-3	0-0	3-4	1-3-4	3	5	3	2	1	0	24*
Pennsylvania	3-6	0-1	2-5	1-6-7	3	8	2	4	2	4	27*
vs. Texas	3-6	0-0	0-0	1-4-5	2	6	1	1	1	2	26*
Valparaiso	4-5	0-0	0-1	1-2-3	2	8	2	1	1	1	19*
St. John's	6-11	0-0	0-0	1-2-3	1	12	0	1	1	2	18*
vs. UNCG	6-8	0-0	3-3	3-3-6	2	15	3	0	1	0	23*
Bucknell	5-6	0-0	4-7	2-8-10	4	14	3	0	1	3	22*
at Wake Forest	1-3	1-1	0-0	2-3-5	3	3	3	2	1	2	25*
Maryland	0-0	0-0	1-2	0-2-2	3	1	1	2	3	2	21*
at Clemson	1-2	0-0	2-2	0-1-1	3	4	0	0	2	0	14*
N.C. State	2-4	0-0	0-0	0-2-2	3	4	0	0	0	0	18
at Georgetown	2-2	0-0	1-2	1-0-1	2	5	1	1	2	0	13
at Virginia Tech	4-6	0-0	0-0	2-5-7	3	8	4	1	3	2	30*
Virginia	3-5	0-0	3-5	0-4-4	2	9	1	3	0	2	20*
at Boston Coll.	4-7	0-1	6-7	3-2-5	4	14	1	1	0	2	24*
Florida State	1-1	0-0	5-6	1-0-1	4	7	2	1	2	0	25*
at North Carolina	6-8	1-1	4-4	2-3-5	4	17	1	1	1	1	21*
at Maryland	0-6	0-0	2-5	4-8-12	4	2	2	2	0	0	24*
Wake Forest	5-5	1-1	5-5	0-3-3	4	16	4	2	2	2	20*
Miami	2-3	1-1	9-11	1-6-7	3	14	3	4	1	2	27*
at Georgia Tech	5-7	0-1	0-2	4-1-5	4	10	1	1	0	4	30*
vs. Temple	4-6	0-0	2-4	3-4-7	3	10	1	2	0	1	31*
at Florida State	1-2	0-0	0-0	1-5-6	5	2	3	1	3	1	26*
North Carolina	2-4	0-0	0-0	1-2-3	2	4	1	0	1	1	20
vs. Miami*	3-8	0-1	4-5	5-2-7	3	10	1	3	2	0	27
vs. Wake Forest*	5-9	1-2	2-4	2-6-8	2	13	2	1	1	1	35*
vs. Boston Coll.*	5-5	0-0	6-8	2-3-5	1	16	2	3	0	1	32*
vs. Southern~	2-3	0-1	4-4	3-1-4	1	8	0	0	4	1	28*
vs. Geo. Wash.-	4-5	0-0	6-9	1-12-13	1	14	2	2	2	1	35*
vs. LSU-	4-10	0-2	1-2	3-7-10	5	9	2	3	1	1	35*

^ - ACC Tournament
 ~ - NCAA Tournament
 * - indicates game started

his 14.4 rebounds per game was tops among all teams in the festival and the third-highest mark all-time in the event ... was also third on the North team in scoring at 14.8 ppg.

Personal

Born Joshua Scott McRoberts on February 28, 1987, in Indianapolis, Ind. ... mother, Jennifer, is a teacher ... has two younger sisters, Elizabeth and Sarah, and a younger brother, Zach ... mentored elementary and middle school students in conjunction with the NCAA Stay in Bounds Ambassador Program ... member of the Student Athletic Board at Carmel High.

McRoberts Career Statistics

Career Highs

Points	17 vs. North Carolina, 2/7/06
Rebounds	13 vs. George Washington, 3/18/06
Assists	4, two times
Steals	4, two times
Blocked Shots	4 vs. Southern, 3/16/06
Field Goals	6, four times
Free Throws	9 vs. Miami, 2/19/06
Miscellaneous	2005-06
Double-figure points	15
Double-figure rebounds	5
Double-doubles	2
3 or more blocked shots	5
Dunks	54
Three-point plays	6

Career Statistics

SEASON	GP-GS	MP	FG-FGA	PCT.	3PT-A	PCT.	FT-FTA	PCT.	REB.	AVG.	PF-DQ	AS	TO	BS	ST	TP	AVG.
2005-06	36-31	883	115-190	.605	5-13	.385	77-116	.664	189	5.3	107-3	53	51	46	41	312	8.7
Total	36-31	883	115-190	.605	5-13	.385	77-116	.664	189	5.3	107-3	53	51	46	41	312	8.7

Career ACC Regular Season Statistics

SEASON	GP-GS	MP	FG-FGA	PCT.	3PT-A	PCT.	FT-FTA	PCT.	REB.	AVG.	PF-DQ	AS	TO	BS	ST	TP	AVG.
2005-06	16-14	369	38-66	.576	4-6	.667	40-53	.755	72	4.5	54-1	30	23	20	21	120	7.5
Total	16-14	369	38-66	.576	4-6	.667	40-53	.755	72	4.5	54-1	30	23	20	21	120	7.5

Career ACC Tournament Statistics

SEASON	GP-GS	MP	FG-FGA	PCT.	3PT-A	PCT.	FT-FTA	PCT.	REB.	AVG.	PF-DQ	AS	TO	BS	ST	TP	AVG.
2005-06	3-2	94	13-22	.591	1-3	.333	12-17	.706	20	6.7	6-0	5	7	3	2	39	13.0
Total	3-2	94	13-22	.591	1-3	.333	12-17	.706	20	6.7	6-0	5	7	3	2	39	13.0

Career NCAA Tournament Statistics

SEASON	GP-GS	MP	FG-FGA	PCT.	3PT-A	PCT.	FT-FTA	PCT.	REB.	AVG.	PF-DQ	AS	TO	BS	ST	TP	AVG.
2005-06	3-3	98	10-18	.556	0-3	.000	11-15	.733	27	9.0	7-1	4	5	7	3	31	10.3
Total	3-3	98	10-18	.556	0-3	.000	11-15	.733	27	9.0	7-1	4	5	7	3	31	10.3



GREG PAULUS

Guard • SO-1L • 6-1 • 180

Syracuse, N.Y. (Christian Brothers Academy)

3

Career Notes

Named one of three team captains for 2006-07 ... Paulus and Josh McRoberts are the first two sophomore captains in Duke history ... coming off an impressive freshman season ... the team's floor leader ... possesses a tremendous feel for the game and leadership skills not often found in such a young player ... improved as his rookie season progressed ... displayed a toughness that his coaches, teammates and fans alike admire ... played the end of his freshman season with a broken wrist, which was surgically repaired in the offseason ... a much better shooter than his freshman statistics indicate ... the team's returning leader in minutes played (1,163), starts (33), field goal attempts (193), three-point field goal attempts (70), free throw percentage (.784), assists (187) and steals (56) from last year's squad ... active in Duke's award-winning Verizon Read with the Blue Devils, a community outreach reading program in the Durham school district.

2005-06

Selected to the ACC All-Freshman team ... named to the ACC All-Tournament second team ... saw action in all 36 games, starting 33 times ... averaged 6.7 points, 2.8 rebounds, 5.2 assists and 1.6 steals in 32.3 minutes per game ... led the ACC in assists per game (5.19) ... became just the fourth freshman in ACC history to lead the league in assists ... he joined Ed Cota (North Carolina, 1997), Jeff Jones (Virginia, 1979) and Kenny Anderson (Georgia Tech, 1990) as freshmen assist leaders in the ACC ... his 187 assists ranked third behind only Bobby Hurley (288 in 1990) and Jason Williams (220 in 2000) among the freshman assist leaders in Duke history ... also averaged 5.19 assists in conference games ... the next-closest player behind Paulus in that category was Wake Forest's Justin Gray (4.40) ... assist-to-turnover ratio of 1.58 led Duke and ranked seventh in the ACC (second among freshmen) ... orchestrated an offense that led the ACC in scoring (81.1 ppg), scoring margin (+13.0), field goal percentage (.487) and three-point percentage (.386) ... shot .373 from the floor (72-of-193), .314 from three-point range (22-of-70) and .784 from the foul line (76-of-97) ... had 11 double-figure scoring games ... had seven points, four assists and two steals against No. 19 LSU (3/23) in the NCAA Sweet 16 ... tallied 10 points, four rebounds and six assists against No. 14 George Washington (3/18) in the second round of the NCAA Tournament ... dished out eight assists and recorded four steals against Southern (3/16) in the first round of the NCAA Tournament ... recorded a career-high five steals to go along with 10 points, five rebounds and two assists against No. 11 Boston College in the ACC Championship game ... scored a career-high 18 points on 5-of-9 shooting from the field and 8-of-9 shooting from the free-throw line against Wake Forest (3/11) in the ACC Semifinals ... also tied a career high with seven rebounds to go along with five assists against the Demon Deacons ... posted eight points, five assists and three steals against Miami (3/10) in the ACC Quarterfinals ... dished out seven assists to go along with three rebounds against No. 13 North Carolina (3/4) ... tallied four points, four rebounds and two assists against Florida State (3/1) ... scored 13 points on 3-of-6 shooting from three-point distance and 4-of-6 from the free throw line to go along with five assists and three rebounds against Temple (2/25) ... had eight assists against Georgia Tech (2/22) ... recorded four points, five assists and two steals against Wake Forest (2/14) ... scored 16 points on 5-of-8 shooting, including a career-best 4-of-5 from beyond the arc against Maryland (2/11) ... also compiled

seven assists against the Terps ... had seven assists, six points and two steals against No. 23 North Carolina (2/7) ... had three points, three rebounds, seven assists and two steals against Florida State (2/4) ... tallied four points, five rebounds, eight assists and two steals against Virginia (1/28) ... dished out five assists to go along with six points against Virginia Tech (1/26) ... scored 14 points on 5-of-8 shooting from the field, 1-of-1 from three-point range and 3-of-3 from the free throw line against Georgetown (1/21) ... also grabbed four rebounds and had four assists against the Hoyas ... had six points, four rebounds, four assists and two steals against No. 14 N.C. State (1/18) ... recorded 10 points, four rebounds, eight assists and two steals against Clemson (1/14) ... had 10 points, four rebounds, three assists and two steals against No. 23 Maryland (1/11) ... scored 10 points on 3-of-5 shooting to go along with four rebounds, three assists and three steals against No. 23 Wake Forest (1/8) ... dished out seven assists to go along with four points against Bucknell (1/2) ... compiled seven assists to go along with two steals and seven points against St. John's (12/21) ... named ACC Rookie of the Week (12/19) for the second time in three weeks ... broke the school record for assists in a game by a freshman when he recorded 15 assists against Valparaiso (12/18) ... dished out five assists to go along with eight points, four rebounds and two steals against No. 2 Texas (12/10) ... posted two points with two rebounds, two assists and one steal against Pennsylvania (12/7) ... received ACC Co-Rookie of the Week (12/5) after leading Duke to wins over Virginia Tech and Indiana ... scored five points with four assists against Virginia Tech (12/4) in the conference opener ... compiled 13 points on 4-of-9 shooting and 4-of-5 from the charity stripe to go along with six assists at No. 17 Indiana (11/30) ... recorded seven rebounds and eight assists to go along with five points against No. 11 Memphis in the championship game of the NIT Season Tip-Off (11/25) ... dished out five assists in 25 minutes in the semifinals of the NIT Season Tip-Off against Drexel (11/23) ... scored six points on 2-of-2 shooting from downtown and had two rebounds and two assists against Davidson (11/19) ... in his first career start, scored 12 points on a perfect 4-of-4 from the field and 2-of-2 from the free throw line against Seton Hall in the NIT Season Tip-Off (11/16) ... made two three-pointers to go along with five rebounds, four assists and a steal in 26 minutes ... played 18 minutes in his first collegiate game against Boston University in the



PLAYERS

NIT Season Tip-Off (11/14) ... finished with two points from the free-throw line and three steals.

High School

Won the Gatorade National High School Player of the Year (all sports) ... five-time all-league and four-time all-state selection at Christian Brothers Academy in Syracuse, N.Y. ... averaged 23.5 points, eight assists and six rebounds per game during his high school career ... finished his career as the 11th-leading scorer in New York and second-leading scorer in Onondaga County with 2,399 points... averaged 26.8 points, 8.2 assists, 5.1 rebounds and 3.4 steals per game to earn All-America status in 2005 from McDonald's, *Parade*, EA and *Student Sports* ... Mr. Basketball in the state of New York as a senior ... 2005 Gatorade New York state Player of the Year ... had nine assists and 13 points, making 7-of-8 free throws in the final two minutes to help the East earn a 115-110 victory in the 2005 McDonald's All-America game ... rated as the No. 1 point guard prospect in the country by Rivals.com and Scout.com ... *USA Today* Top Eight Player in the Class of 2005 ... claimed second team all-state, first team All-Central New York and first team all-league honors in 2004 ... averaged 23.1 points, 7.1 rebounds, 8.1 assists and 3.2 steals per game while leading CBA to the Section 3 Class A championship as a junior ... Central New York Player of the Year and second team all-state selection as a sophomore ... named the Section III Championship game MVP in 2003 ... also earned all-league and All-Central New York honors as an eighth-grader on the CBA Varsity team ... was heavily recruited by the nation's top football programs as well ... a four-time all-state, All-CNY and all-league selection as a quarterback ... held six New York state records, including career passing yards (11,763) ... had 152 passing touchdowns in 45 career games ... led CBA to a 42-3 four-year record, including a 13-0 mark and the NYSPHAA Class AA championship as a senior ... named the 2004 Gatorade National Football Player of the Year ... collected All-America honors from U.S. Army, *Parade* and *Student Sports* ... second team All-USA *Today* selection in 2004 ... starting quarterback for the East squad in the U.S. Army All-America game ... New York Class AA and CNY Player of the Year as a senior ... named MVP of the Class AA Championship game ... named the National High School Coaches Association senior athlete of the year.

USA Basketball

Named to the USA Basketball Junior National Select team for the 2005 Nike Hoops Summit ... had a Summit record 10 assists to go along with two points and six rebounds in USA's 106-98 win

Paulus Game-by-Game Statistics

2005-06

Opponent	FG	3FG	FT	O-D-R	PF	Pts	A	T	B	S	MIN
Boston Univ.	0-1	0-1	2-2	0-1-1	0	2	0	3	0	3	18
Seton Hall	4-4	2-2	2-2	1-4-5	0	12	4	4	0	1	26*
Davidson	2-2	2-2	0-0	0-2-2	0	6	2	0	0	0	19
vs. Drexel	0-1	0-1	0-0	0-1-1	3	0	5	0	0	1	25
vs. Memphis	1-7	1-3	2-2	1-6-7	1	5	8	4	0	1	38*
at Indiana	4-9	1-2	4-5	0-2-2	3	13	6	5	0	0	39*
Virginia Tech	2-7	1-2	0-0	0-0-0	1	5	4	3	0	1	33*
Pennsylvania	0-4	0-1	2-2	1-1-2	5	2	2	5	0	1	29*
vs. Texas	2-4	0-0	4-4	1-3-4	2	8	5	1	0	2	33*
Valparaiso	1-3	1-2	0-1	1-2-3	3	3	15	3	0	1	34*
St. John's	2-4	1-1	2-2	0-3-3	3	7	7	1	0	2	33*
vs. UNCG	2-5	0-2	2-2	1-3-4	1	6	4	4	0	2	30*
Bucknell	1-4	0-2	2-2	0-1-1	2	4	7	3	0	1	33*
at Wake Forest	3-5	1-2	3-4	1-3-4	3	10	3	6	0	3	37*
Maryland	3-7	1-3	3-4	0-4-4	1	10	3	5	0	2	35*
at Clemson	3-7	0-0	4-4	1-3-4	2	10	8	3	0	2	38*
N.C. State	2-8	0-3	2-3	2-2-4	3	6	4	4	0	2	37*
at Georgetown	5-8	1-1	3-3	1-3-4	4	14	4	4	0	1	37*
at Virginia Tech	2-6	0-2	2-2	0-1-1	1	6	5	4	0	1	32*
Virginia	2-6	0-2	0-0	0-5-5	4	4	8	4	0	2	33*
at Boston Coll.	0-2	0-0	1-4	0-2-2	1	1	3	3	0	2	31*
Florida State	0-6	0-2	3-4	0-3-3	1	3	7	1	0	2	34*
at North Carolina	2-6	0-1	2-2	0-1-1	4	6	7	4	0	2	35*
at Maryland	5-8	4-5	2-2	0-0-0	2	16	7	5	0	1	38*
Wake Forest	2-7	0-2	0-0	0-1-1	2	4	5	1	0	2	32*
Miami	1-6	0-2	1-2	0-2-2	2	3	2	5	0	0	28*
at Georgia Tech	0-2	0-1	0-2	0-2-2	1	0	8	1	0	0	30*
vs. Temple	3-6	3-6	4-6	0-3-3	3	13	5	6	0	1	36*
at Florida State	2-4	0-0	0-0	1-3-4	3	4	2	4	0	0	28*
North Carolina	2-8	0-4	0-0	0-3-3	3	4	7	5	0	1	28*
vs. Miami^	2-7	2-5	2-2	1-1-2	3	8	5	0	0	3	32*
vs. Wake Forest^	5-9	0-1	8-9	2-5-7	2	18	5	1	0	1	34*
vs. Boston Col.^	3-5	0-0	4-8	0-5-5	3	10	2	2	0	5	32*
vs. Southern-	0-3	0-1	2-2	0-0-0	1	2	8	7	0	4	32*
vs. Geo. Wash.-	2-4	0-1	6-8	1-3-4	1	10	6	6	0	1	38*
vs. LSU-	2-8	1-5	2-2	0-1-1	5	7	4	1	0	2	36*

^ - ACC Tournament
 - - NCAA Tournament
 * - indicates game started

over the World Select Team at the Eighth Annual Nike Hoops Summit ... led the East team to a bronze medal finish at the 2004 Youth Development Festival ... finished the five-game event with 39 assists (7.8 apg.), the second most in the history of the event ... averaged 11.6 points, 4.4 rebounds and 2.2 steals for the East squad ... current teammates Gerald Henderson and Brian Zoubek were also members of the East team at the 2004 festival.

Personal

Born Gregory Russell Paulus on July 3, 1986, in Medina, Ohio ... son of Dave and Denise Paulus ... has four older brothers: David, Matt, Dan and Chris ... also has a younger brother, Mike, and a younger sister, Sarah.

Paulus Career Statistics

Career Highs

Points	18 vs. Wake Forest, 3/11/06
Rebounds	7, two times
Assists	15 vs. Valparaiso, 12/18/05
Steals	5 vs. Boston College, 3/12/06
Field Goals	5, three times
3-Point Field Goals	4 vs. Maryland, 2/11/06
Free Throws	8 vs. Wake Forest, 3/11/06
Miscellaneous	2005-06
Double-figure points	11
3 or more rebounds	19
3 or more assists	30
Three-point plays	2
Charges Taken	5

Career Statistics

SEASON	GP-GS	MP	FG-FGA	PCT.	3PT-A	PCT.	FT-FTA	PCT.	REB.	AVG.	PF-DQ	AS	TO	BS	ST	TP	AVG.
2005-06	36-33	1163	72-193	.373	22-70	.314	76-97	.784	101	2.8	79-2	187	118	0	56	242	6.7
Total	36-33	1163	72-193	.373	22-70	.314	76-97	.784	101	2.8	79-2	187	118	0	56	242	6.7

Career ACC Regular Season Statistics

SEASON	GP-GS	MP	FG-FGA	PCT.	3PT-A	PCT.	FT-FTA	PCT.	REB.	AVG.	PF-DQ	AS	TO	BS	ST	TP	AVG.
2005-06	16-16	529	31-95	.326	7-31	.226	23-33	.697	40	2.5	34-0	83	58	0	23	92	5.8
Total	16-16	529	31-95	.326	7-31	.226	23-33	.697	40	2.5	34-0	83	58	0	23	92	5.8

Career ACC Tournament Statistics

SEASON	GP-GS	MP	FG-FGA	PCT.	3PT-A	PCT.	FT-FTA	PCT.	REB.	AVG.	PF-DQ	AS	TO	BS	ST	TP	AVG.
2005-06	3-3	98	10-21	.476	2-6	.333	14-19	.737	14	4.7	8-0	12	3	0	9	36	12.0
Total	3-3	98	10-21	.476	2-6	.333	14-19	.737	14	4.7	8-0	12	3	0	9	36	12.0

Career NCAA Tournament Statistics

SEASON	GP-GS	MP	FG-FGA	PCT.	3PT-A	PCT.	FT-FTA	PCT.	REB.	AVG.	PF-DQ	AS	TO	BS	ST	TP	AVG.
2005-06	3-3	106	4-15	.267	1-7	.143	10-12	.833	5	1.7	7-1	18	14	0	7	19	6.3
Total	3-3	106	4-15	.267	1-7	.143	10-12	.833	5	1.7	7-1	18	14	0	7	19	6.3



MARTYNAS POCIUS

Guard/Forward • SO-1L • 6-5 • 185
 Vilnius, Lithuania (Holderness School [N.H.])

5

Career Notes

An athletic wing that showed promise as a freshman, particularly on the offensive end of the court ... has the tools to be an effective scorer ... played on the Under-20 National Team in his native Lithuania during the summer of 2006 ... active in Duke's award-winning Verizon Read with the Blue Devils, a community outreach reading program in the Durham school district ... also participated in the school's Junior Blue Devil Club Day presented to kids between the ages of 1-16.

2005-06

Saw action in 28 games, averaging 6.1 minutes per contest ... averaged 1.5 points and 0.3 rebounds ... shot .485 from the field (16-of-33), .313 from three-point range (5-of-16) and .625 from the free throw line (5-of-8) ... dished out 13 assists and registered eight steals as a freshman ... drew four charges on defense, matching the fifth-highest total on the team ... had one double-figure scoring game, netting 10 points vs. UNC Greensboro (12/31) ... made an appearance against No. 19 LSU (3/23) in the NCAA Sweet 16 ... recorded one steal in two minutes against Southern (3/16) in the first round of the NCAA Tournament ... played at the end of the game against No. 13 North Carolina (3/4) ... made an appearance against Florida State (3/1) ... saw one minute of action against Miami (2/19) ... tallied one

steal in one minute against Wake Forest (2/14) ... made an appearance against Maryland (2/11) ... saw one minute of action against No. 23 North Carolina (2/7) ... played one minute against Florida State (2/4) ... scored two points in four minutes against Virginia (1/28) ... saw two minutes of action against Georgetown (1/21) ... recorded two steals in eight minutes against No. 14 N.C. State



(1/18) ... posted one assist in seven minutes against Clemson (1/14) ... played three minutes against No. 23 Maryland (1/11) ... saw four minutes of action with one rebound against No. 23 Wake Forest (1/8) ... dished out three assists against Bucknell (1/2) ... scored in double figures for the first time in his college career with 10 points on 3-of-5 shooting from three-point range against UNC Greensboro (12/31) ... made his only field goal attempt and both free throw attempts for four points against St. John's (12/21) ... recorded his first two collegiate rebounds and scored four points against Valparaiso (12/18) ... tallied five points on 2-of-3 shooting with one assist in 10 minutes against No. 2 Texas (12/10) ... played 11 minutes against Pennsylvania (12/7) with two points ... scored four points on 2-of-4 shooting off the bench against Virginia Tech (12/4) in the conference opener ... played four minutes at No. 17 Indiana (11/30) ... recorded one steal in five minutes against No. 11 Memphis in the championship game of the NIT Season Tip-Off (11/25) ... came off the bench to score seven points on 3-of-4 shooting to go along with an assist and a steal in 13 minutes against Drexel in the semifinals of the NIT Season Tip-Off (11/23) ... recorded one assist in four minutes against Davidson (11/19) ... tallied four points with four assists and a steal in the second round of the NIT Season Tip-Off against Seton Hall (11/16) ... saw one minute of action in his first career game against Boston University in the NIT Season Tip-Off (11/14).

High School

Played the last two seasons at the Holderness School in Plymouth, N.H. ... led Holderness to back-to-back New England Prep School Class C titles ... averaged 18 points, five rebounds and three assists per game as a senior to lead the team to a 19-10 record ... ranked 40th overall and 12th among shooting guards by Rivals.com ... rated as the 55th-top prospect (16th among two-guards) by Scout.com ... averaged 18 points and 4.5 rebounds per game in leading Holderness to a 17-7 record and its first state championship in 2004.




PLAYERS

Pocius Game-by-Game Statistics

2005-06

Opponent	FG	3FG	FT	O-D-R	PF	Pts	A	TO	B	S	MIN
Boston Univ.	0-0	0-0	0-0	0-0-0	0	0	0	0	0	0	1
Seton Hall	2-5	0-0	0-0	0-0-0	4	4	4	2	0	1	13
Davidson	0-0	0-0	0-0	0-0-0	0	0	1	0	0	0	4
vs. Drexel	3-4	1-2	0-0	0-0-0	0	7	1	1	0	1	13
vs. Memphis	0-1	0-1	0-0	0-0-0	0	0	0	0	0	1	5
at Indiana	0-0	0-0	0-0	0-0-0	0	0	0	0	0	0	4
Virginia Tech	2-4	0-2	0-0	0-0-0	1	4	0	0	0	0	8
Pennsylvania	1-2	0-1	0-2	0-0-0	1	2	0	1	0	0	11
vs. Texas	2-3	1-2	0-0	0-0-0	1	5	1	0	0	0	10
Valparaiso	1-4	0-2	2-2	0-2-2	5	4	0	2	0	0	17
St. John's	1-1	0-0	2-2	1-1-2	2	4	1	2	0	0	15
vs. UNCG	3-6	3-5	1-2	1-1-2	2	10	0	1	0	0	20
Bucknell	0-0	0-0	0-0	1-0-1	0	0	3	1	0	1	17
at Wake Forest	0-0	0-0	0-0	0-1-1	0	0	0	0	0	0	4
Maryland	0-0	0-0	0-0	0-0-0	0	0	0	0	0	0	3
at Clemson	0-0	0-0	0-0	0-0-0	1	0	1	0	0	0	0+
N.C. State	0-1	0-1	0-0	0-0-0	1	0	1	1	0	2	8
at Georgetown	0-0	0-0	0-0	0-0-0	1	0	0	0	0	0	2
at Virginia Tech				DNP							
Virginia	1-2	0-0	0-0	0-0-0	0	2	0	0	0	0	4
at Boston Coll.				DNP							
Florida State	0-0	0-0	0-0	0-0-0	0	0	0	0	0	0	1
at North Carolina	0-0	0-0	0-0	0-0-0	0	0	0	0	0	0	1
at Maryland	0-0	0-0	0-0	0-0-0	0	0	0	0	0	0	0+
Wake Forest	0-0	0-0	0-0	0-0-0	0	0	0	0	0	1	1
Miami	0-0	0-0	0-0	0-0-0	0	0	0	0	0	0	1
at Georgia Tech				DNP							
vs. Temple				DNP							
at Florida State	0-0	0-0	0-0	0-0-0	0	0	0	0	0	0	0+
North Carolina	0-0	0-0	0-0	0-0-0	0	0	0	0	0	0	0+
vs. Miami*				DNP-Inj.							
vs. Wake Forest*				DNP-Inj.							
vs. Boston Coll.*				DNP-Inj.							
vs. Southern-	0-0	0-0	0-0	0-0-0	1	0	0	1	0	1	2
vs. Geo. Wash.-				DNP							
vs. LSU-	0-0	0-0	0-0	0-0-0	0	0	0	0	0	0	0

^ - ACC Tournament
 - - NCAA Tournament
 * - indicates game started



International Basketball

Averaged 20.0 points per game while shooting 55.4 percent (62-of-112) from the field to guide Lithuania to a 3-5 record and a seventh-place finish at the 2006 Ostchem Under-20 European Championship ... finished third in scoring and field goal percentage at the event, while also ranking in the top 10 in free throw percentage (78.8 pct. - 8th) and field goals made (62 - 2nd) ... reached double-figures in scoring in all eight games, including a 34-point effort on 12-of-19 shooting in a 100-94 double-overtime loss to Slovenia ... also scored 32 points in a 98-86 win over Bulgaria ... named to the World Select team for the 2005 Nike Hoops Summit ... led the World Team with 20 points and had four rebounds in a 106-98 loss to the USA at the Eighth Annual Nike Hoops Summit ... was among the top shooters at the 2004 European U-18 Championships, averaging 18 points, three rebounds and 2.3 assists per game, while shooting 43 percent from the three-point arc and making at least two three-point field goals in all seven games played.

Personal

Born Martynas Pocius on April 28, 1986, in Vilnius, Lithuania ... father, Gintaras, is a basketball coach ... mother, Jurate Pociene, is a physical education teacher ... enjoys music, computer games, tennis and soccer.

Pocius Career Statistics

Career Highs

Points	10 vs. UNC Greensboro, 12/31/05
Rebounds	2, three times
Assists	4 vs. Seton Hall, 11/16/05
Steals	2 vs. N.C. State, 1/18/06
Blocked Shots	n/a
Field Goals	3, two times
Free Throws	2, two times
Miscellaneous	2005-06
Double-figure points	1
3 or more rebounds	0
3 or more assists	2
3 or more steals	0
Dunks	0
Charges Drawn	4
Three-point plays	0

Career Statistics

SEASON	GP-GS	MP	FG-FGA	PCT.	3PT-A	PCT.	FT-FTA	PCT.	REB.	AVG.	PF-DQ	AS	TO	BS	ST	TP	AVG.
2005-06	28-0	172	16-33	.485	5-16	.313	5-8	.625	8	0.3	20-1	13	12	0	8	42	1.5
Total	28-0	172	16-33	.485	5-16	.313	5-8	.625	8	0.3	20-1	13	12	0	8	42	1.5

Career ACC Regular Season Statistics

SEASON	GP-GS	MP	FG-FGA	PCT.	3PT-A	PCT.	FT-FTA	PCT.	REB.	AVG.	PF-DQ	AS	TO	BS	ST	TP	AVG.
2005-06	13-0	38	3-7	.429	0-3	.000	0-0	.000	1	0.1	3-0	2	1	0	3	6	0.5
Total	13-0	38	3-7	.429	0-3	.000	0-0	.000	1	0.1	3-0	2	1	0	3	6	0.5

Career ACC Tournament Statistics

SEASON	GP-GS	MP	FG-FGA	PCT.	3PT-A	PCT.	FT-FTA	PCT.	REB.	AVG.	PF-DQ	AS	TO	BS	ST	TP	AVG.
2005-06	0-0	0	0-0	.000	0-0	.000	0-0	.000	0	0.0	0-0	0	0	0	0	0	0.0
Total	0-0	0	0-0	.000	0-0	.000	0-0	.000	0	0.0	0-0	0	0	0	0	0	0.0

Career NCAA Tournament Statistics

SEASON	GP-GS	MP	FG-FGA	PCT.	3PT-A	PCT.	FT-FTA	PCT.	REB.	AVG.	PF-DQ	AS	TO	BS	ST	TP	AVG.
2005-06	2-0	2	0-0	.000	0-0	.000	0-0	.000	0	0.0	1-0	0	1	0	1	0	0.0
Total	2-0	2	0-0	.000	0-0	.000	0-0	.000	0	0.0	1-0	0	1	0	1	0	0.0




GERALD HENDERSON

Guard/Forward • FR-HS • 6-4 • 215
Merion, Pa. (Episcopal Academy)

15

High School

Four-year letterwinner at Episcopal Academy ... played for head coach Dan Dougherty ... led the Churchman to a 27-4 record and the state championship as a senior ... played in all 31 games, scoring 667 points (21.5 ppg.) ... shot 52.1 percent (244-for-468) from the floor, while also leading the team in rebounds (8.6), assists (3.9) and steals (1.7) ... finished his career with 2,059 points, 10 short of breaking the league record ... two-time Gatorade state Player of the Year ... *Philadelphia Inquirer* and *Philadelphia Daily News* Co-Player of the Year in 2006 ... second team *Parade* All-America pick in 2006 ... three-time All Inter-Ac League selection ... led the East team with 16 points on 6-of-10 shooting from the field at the 2006 McDonald's All-American game ... also had four rebounds and an assist in 17 minutes ... winner of the 2006 McDonald's All-American game Slam Dunk contest ... averaged 18.4 points and 8.6 rebounds per game as a junior while leading Episcopal Academy to a 25-3 record and a state championship ... averaged 16.4 points and 7.0 rebounds as a sophomore ... scored 18.1 ppg. and grabbed 8.0 rpg. during his freshman year ... rated 18th by The Recruiting Services Consensus Index ... ranked 11th overall by Rivals.com ... also lettered and earned all-league honors in golf as a freshman ... league champion in the high jump and triple jump in track and field as a sophomore and junior.



USA Basketball

Helped U.S. Junior National Select team to a 109-91 win over the World Select team at the 2006 Nike Hoops Summit ... finished with 13 points, three rebounds, two assists, three blocked shots and two steals versus the World Select team ... led the Red Team to a bronze medal at the 2005 Youth Development Festival ... finished tied for seventh in scoring (16.2 ppg.), first in free throw percentage (.923), 14th in field goal percentage (.475) and tied for 16th in rebounding (5.0 rpg.) ... teammate Jon Scheyer was also a member of the Red Team ... scored in double digits in all five games, including 23 points to go with six rebounds in a victory over USA White and 18 points coupled with eight rebounds in the bronze medal victory over Russia ... in 2004, he averaged 13.6 points, 6.4 rebounds and 2.0 steals per game while leading his team to a bronze medal at the Youth Development Festival ... recorded a double-double with 19 points and 10 rebounds versus the North team in the semifinals and also had 19 points, seven rebounds and four assists against the West squad in the bronze medal game ... played with current Blue Devils Greg Paulus and Brian Zoubek at the 2004 festival.

Personal

Born Gerald McKinley Henderson, Jr. on December 9, 1987, in Caldwell, N.J. ... parents, Gerald Sr., and Marie, are both real estate agents ... Gerald Sr. was a 13-year NBA veteran ... Gerald Sr. won two NBA Championships (1981 and 1984) with the Boston Celtics ... has an older brother, Jermaine, and older sister, Jade ... Jermaine played college basketball at Saint Rose College ... enjoys playing video games ... favorite athlete is Dwyane Wade.





JON SCHEYER

Guard • FR-HS • 6-5 • 180
Northbrook, Ill. (Glenbrook North)

30



as a freshman ... ranked 30th by The Recruiting Services Consensus Index ... rated 71st overall by Rivals.com.


USA Basketball

Member of the U.S. Junior National Select team that posted a 109-91 win over the World Select team at the 2006 Nike Hoops Summit ... had one point and a steal in 12 minutes of action ... helped the USA Youth Development Festival Red Team to a bronze medal at the 2005 International Sports Invitational in San Diego, Calif. ... averaged 6.4 points and 2.4 rebounds in five contests ... teammate Gerald Henderson also played for the Red team at the 2005 festival.

All-Time Illinois HS Scoring Leaders	
Charles Vaughn, 1954-58	3,358
Andy Kaufmann, 1984-88	3,160
Jamie Brandon, 1987-90	3,157
Jon Scheyer, 2002-06	3,034
Joe Aden, 1955-58	3,033
Marty Simmons, 1980-83	2,986
Mike Robinson, 1993-96	2,944
Rennie Clemons, 1987-90	2,932
Pierre Pierce, 1997-01	2,931
Chuck Taylor, 1980-83	2,896

Personal

Born Jonathan James Scheyer on August 24, 1987, in Chicago, Ill. ... son of Jim and Laury Scheyer ... father, Jim, is the president of Uniek ... has two older sisters, Brooke and Jen ... enjoys video games and football ... favorite athlete is Dwyane Wade.



High School

Four-year letterwinner at Glenbrook North ... played for head coach Dave Weber ... the fourth-leading scorer in Illinois High School basketball history with 3,034 points ... only player in Illinois history to finish his career ranked in the all-time top 10 in points, steals and assists ... averaged 32 points, six rebounds, five assists and three steals for the Spartans as a senior ... two-time Gatorade state Player of the Year ... three-time all-state selection ... only unanimous Class AA all-state pick in 2006 ... first team *Parade* All-America selection ... named to the 2006 Jordan All-America team ... helped the West team to a 112-94 victory at the McDonald's All-American game ... scored nine points on 3-of-4 shooting, including 2-of-2 from three-point distance, in 15 minutes of action ... also had four assists and three rebounds ... averaged 26.3 points per game while leading Glenbrook North to 24 consecutive wins and a state championship as a junior ... knocked down eight three-pointers and scored 48 points on 15-of-23 shooting in a 70-58 win over Waukegan in the super sectionals of the 2005 state tournament ... scored 42 points in the championship game of the 2005 Orlando Super Showcase ... averaged 26 points, five rebounds and five assists as a junior and 25 points, five rebounds and four assists as a sophomore ... led his AAU team, Illinois Warriors, to the 2004 Peach Jam Championship ... averaged 15 points, four rebounds and three assists

PLAYERS



LANCE THOMAS

Forward • FR-HS • 6-8 • 215
 Scotch Plains, N.J. (St. Benedict's Prep)

42

High School


Led Newark St. Benedict's Prep to a pair of Prep A Division state titles and a 56-3 record over the past two seasons ... played for Danny Hurley at St. Benedict's Prep ... averaged 14.1 points and 6.5 rebounds per game, while shooting 54.0 percent from the floor as a senior ... named the prep-school state player of the year by the *Newark Star-Ledger* in 2006 ... second team *Parade* All-America selection ... named a 2006 McDonald's All-America ... had nine points and two steals in the McDonald's All-American game ... helped the West team to a 118-102 victory at the Roundball Classic with 13 points, five rebounds and a steal ... averaged 17 points and seven rebounds as a junior ... played his freshman and sophomore years at Scotch Plains-Fanwood High School ... rated as the 18th-best overall prospect (fourth among power forwards) by Scout.com ... ranked 20th overall by The Recruiting Services Consensus Index ... rated as the 42nd-best prospect by Rivals.com.

USA Basketball

Played on the gold medal winning United States Under-18 National Team in 2006 ... averaged 0.5 points and 1.0 rebounds in limited action ... helped the Blue team to a silver medal at the 2005 Youth Development Festival ... averaged 9.0 points and 4.3 rebounds in five contests.

Personal

Born Lance Thomas on April 24, 1988, in Brooklyn, N.Y. ... mother, Lily Irvin, is a head manager at a Ford plant in New Jersey ... two-year member of the Student Leadership Conference ... an honor roll student in high school ... enjoys drawing .. favorite athlete is Jermaine O'Neal.



Duke McDonald's All-Americans

1977	Gene Banks
1978	Vince Taylor
1982	Johnny Dawkins
1983	Tommy Amaker, Martin Nessley
1985	Danny Ferry, Quin Snyder
1986	Alaa Abdelnaby, Phil Henderson
1987	Greg Koubek
1988	Christian Laettner, Crawford Palmer
1989	Bobby Hurley, Bill McCaffrey
1990	Grant Hill
1991	Cherokee Parks
1992	Chris Collins
1993	Joey Beard
1994	Trajan Langdon, Ricky Price, Steve Wojciechowski
1995	Taymon Domzalski
1996	Nate James
1997	Shane Battier, Elton Brand, Chris Burgess
1998	Corey Maggette
1999	Carlos Boozer, Mike Dunleavy, Casey Sanders, Jason Williams
2000	Chris Duhon
2001	Daniel Ewing
2002	Sean Dockery, Shavlik Randolph, J.J. Redick, Michael Thompson
2003	Luol Deng
2004	DeMarcus Nelson
2005	Eric Boateng, Josh McRoberts, Greg Paulus
2006	Gerald Henderson, Jon Scheyer, Lance Thomas

PLAYERS



BRIAN ZOUBEK

Center • FR-HS • 7-1 • 250
Haddonfield, N.J. (Haddonfield Memorial)

55

High School

Four-year letterwinner at Haddonfield Memorial ... led the Bulldogs to a four-year record of 110-10 with three straight championships ... fourth team *Parade* All-America pick ... named to the 2006 Jordan All-America team ... two-time *Newark Star-Ledger* first team all-state selection ... three-time all-conference and All-South Jersey selection ... led Haddonfield to a 31-2 record and the semifinals of the 2006 Tournament of Champions ... averaged 24.7 points, 12.3 rebounds and 4.2 blocks per game as a senior ... New Jersey state Player of the Year in 2006 ... had 21 points, 20 rebounds and eight blocked shots in the state championship game ... scored 27 points and collected 18 rebounds and six blocks in a 71-37 win over Rahway (N.J.) High School in the NJSIAA Group II state semifinals ... averaged 21.0 points, 13.0 rebounds and 4.0 blocks per game while playing through an injury as a junior ... led the Bulldogs to 28-1 and a repeat as South Jersey Group II champions ... scored a game-high 22 points in the 2005 title game ... named the MVP of the 2003 Eddie Griffin Challenge Game ... rated 33rd overall by The Recruiting Services Consensus Index ... ranked 24th by Rivals.com.

USA Basketball

Played on the 2004 USA Basketball Youth Development Festival East Team ... helped the team to a bronze medal finish ... averaged 1.8 points and 3.6 rebounds while playing with current Duke teammates Greg Paulus and Gerald Henderson.



Personal


Born Brian Henry Zoubek on April 6, 1988, in Philadelphia, Pa. ... son of Paul Zoubek and Liza Cartmell ... father, Paul, is an attorney while mother, Liza, is Group President at ARAMARK Sports and Entertainment ... has an older sister, Sarah ... hobbies include history, reading and video games ... favorite athlete is Shaquille O'Neal.



PLAYERS

Duke Parade All-Americans

1959	Art Heyman ¹	1991	Cherokee Parks ¹
1960	Jeff Mullins ¹		Erik Meek ²
1961	Brent Kitching ² , Hack Tison ²	1992	Joey Beard ³
1964	Mike Lewis ¹	1993	Joey Beard ³
1965	Dave Golden ³		Jeff Capel ⁴
	Steve Vandenberg ⁴	1994	Trajan Langdon ²
1967	Dick DeVenzio ¹		Ricky Price ⁴
1968	Don Blackman ⁵	1995	Taymon Domzalski ²
1972	Dave O'Connell ³		Chris Carrawell ⁴
1975	Bob Bender ²	1996	Mike Chappell ⁴
1976	Gene Banks ¹	1997	Shane Battier ¹ , Elton Brand ¹
1977	Gene Banks ¹		Chris Burgess ¹ , William Avery ⁴
1978	Vince Taylor ²	1998	Corey Maggette ²
1982	Johnny Dawkins ³	1999	Carlos Boozer ¹
	Mark Alarie ⁴		Jason Williams ¹
1983	Tommy Amaker ³		Casey Sanders ² , Mike Dunleavy ³
	Martin Nessley ³	2000	Chris Duhon ¹
1984	Danny Ferry ²	2001	Shavlik Randolph ²
	Kevin Strickland ³		Shelden Williams ⁴
1985	Danny Ferry ¹	2002	Shavlik Randolph ¹
1986	Alaa Abdelnaby ⁴		J.J. Redick ² , Michael Thompson ⁴
	Phil Henderson ⁴	2003	Luol Deng ¹
1987	Greg Koubek ²	2004	DeMarcus Nelson ²
	Christian Laettner ³	2005	Josh McRoberts ¹
1988	Christian Laettner ²		Greg Paulus ²
	Crawford Palmer ³ , Bobby Hurley ⁴		Jamal Boykin ³ , Eric Boateng ⁴
1989	Bobby Hurley ¹	2006	Jon Scheyer ¹
	Bill McCaffrey ⁴		Gerald Henderson ²
1990	Cherokee Parks ¹		Lance Thomas ² , Brian Zoubek ⁴
	Grant Hill ³ , Antonio Lang ³		



2
JOSH McROBERTS
F/C • SO-1L • 6-10 • 240
Carmel, Ind.



3
GREG PAULUS
G • SO-1L • 6-1 • 180
Syracuse, N.Y.



5
MARTYNAS POCIUS
G/F • SO-1L • 6-5 • 185
Vilnius, Lithuania




12
JORDAN DAVIDSON
G • SO-1L • 6-1 • 180
Melbourne, Ark.



14
DAVID McCLURE
F • SO-2L • 6-6 • 200
Ridgefield, Conn.




15
GERALD HENDERSON
G/F • FR-HS • 6-4 • 215
Merion, Pa.




21
DeMARCUS NELSON
G • JR-2L • 6-4 • 200
Elk Grove, Calif.




30
JON SCHEYER
G • FR-HS • 6-5 • 180
Northbrook, Ill.




34
JAMAL BOYKIN
F • SO-1L • 6-7 • 230
Los Angeles, Calif.



42
LANCE THOMAS
F • FR-HS • 6-8 • 215
Scotch Plains, N.J.



45
JOE PAGLIUCA
G • SR-3L • 6-2 • 185
Weston, Mass.



55
BRIAN ZOUBEK
C • FR-HS • 7-1 • 250
Haddonfield, N.J.



MIKE KRZYZEWSKI
Head Coach
27th Season at Duke

Pronunciation Guide

Mike Krzyzewski Sha-shef-skee
 Joe Pagliuca PAL-lee-you-kah
 Martynas Pocius Mar-TEE-nis POTE-suess
 Jon Scheyer SHY-er
 Brian Zoubek ZOO-beck



MEMPHIS

STAFF

2006-07 BASKETBALL YEARBOOK

Winning seasons, superb graduation rates for his players and a basketball team that is as close as family are all attributes that reflect on the man who is now in his 27th year as the head coach of the Blue Devils, Mike Krzyzewski.

Although some still stumble with pronouncing and spelling his name, when people speak of the highest level of success in the college basketball world, the name Krzyzewski (Sha-shef-skee) immediately comes to mind.

In 26 years at Duke, Krzyzewski, a Hall of Fame coach and 12-time National Coach of the Year, has built a dynasty that few programs in the history of the game can match.

The numbers under Coach K are staggering:

- Three national championships (1991, 1992, 2001)
- 12 National Coach of the Year honors (eight seasons)
- Seven National Players of the Year (nine honors)
- Six National Defensive Players of the Year (nine honors)
- 22 NCAA Tournament bids
- 21 All-America selections (33 honors)
- 10 Final Four appearances (third all-time)
- 11 ACC regular season championships
- 10 ACC Tournament championships
- 680 total victories (264 ACC wins)
- 373 weeks ranked among the nation's top 25 teams
- 324 weeks ranked among the nation's top 10 teams
- 92 weeks ranked number one in the country
- 68 NCAA Tournament victories (first all-time)
- 38 NBA Draft selections, including 20 in the first round
- 14 NBA Lottery picks

Entering the 2006-07 season, Coach K owns a 753-250 career record in 31 years of coaching while attaining a 680-191 mark in 26 seasons in Durham.

Krzyzewski's record as Duke's all-time winningest coach offers evidence of his success, but even more impressive are the three national championships, including back-to-back titles in 1991 and 1992 that continue to make him the only coach since UCLA's John Wooden with such an accomplishment. In 2005-06, Krzyzewski passed Wooden to move into first on the chart of coaches who have led their respective schools to a number one national ranking. Coach K has now led Duke to the top spot in the AP poll in 13 seasons, including eight of the last nine years.

He and the Blue Devils have been a fixture on the national basketball scene with 11 consecutive NCAA Tournament berths from 1996-2006 and 22 in the last 23 years. Overall, he has taken his program to postseason play in 23 of his 26 years at Duke and is the winningest active coach in NCAA Tournament play with a stunning 68-19 record for a .782 winning percentage. On March 20, 2005, Krzyzewski surpassed Dean Smith's career tournament win total of 65 with a 63-55 triumph over Mississippi State in the second round of the NCAA Tournament.

To top off an incredible year in 2001 after Duke won its third national championship, Krzyzewski was named to the Naismith Basketball Hall of Fame class with Temple's John Chaney and former NBA star Moses Malone. The induction ceremony was held in Springfield, Mass., on October 5, 2001. In typical Coach K fashion, he was adamant in sharing the honor with those around him.

"I hope that all of those youngsters who have played for me and the people who have worked with me will share in this honor," he said. "My mom always told me to associate myself with great people and great institutions. I've tried to do that at the United States Military Academy and at Duke University, two of the great institutions in the world. As a result, I've been around some amazing people.

"I never thought I'd be worthy enough to be in the Basketball Hall of Fame. It's not anything you set out trying to achieve. Basically, you go about your business and try to be as good as you can be all the time. Again, I get back to coaching great players and being with great assistants. They bring out the best in you."

Duke Highlights

Success stories do not just happen overnight. They take time, and the latest chapter in Duke basketball is no exception. Krzyzewski inherited a Duke squad in 1980-81 with a thin talent base outside of All-America Gene Banks, Kenny Dennard and Vince Taylor. The squad hustled its way to a bid in the NIT, but it was obvious the recruiting trail was Krzyzewski's only answer if



the team was to succeed over the long run.

He landed a recruiting class in 1982 made up of Johnny Dawkins, Mark Alarie, David Henderson, Jay Bilas and Weldon Williams. It was rated one of the nation's best and put Duke on the map to stay.

Joining that powerful group was guard Tommy Amaker in 1983. Duke won 24 games with that nucleus in 1984 and earned the first NCAA bid under Coach K.

With the class of Dawkins, Alarie and company now seniors, the 1986 Duke team won an NCAA-record 37 games while claiming titles in the Big Apple NIT, ACC regular season, ACC Tournament and the NCAA East Regional. They established a school record with a 21-game winning streak during the year (that has since been broken), were undefeated at home, advanced to the NCAA Championship game in Dallas and played more games (40) than any other team in college basketball history.

With the loss of the five seniors, many expected Duke to drop considerably in 1987, but not Krzyzewski. The team won 24 games and advanced to the Sweet 16 of the NCAA Tournament before losing to eventual national champion Indiana. Amaker ended his career as the National Defensive Player of the Year, closing out a season that Coach K looks back on as the one that showed the winning consistency of the program.

The 1987-88 campaign began the school's amazing streak of five straight NCAA Final Four appearances as the Blue Devils won 28 games, again swept to the ACC title, won another East Regional championship and found themselves in Kansas City. Senior Billy King followed Amaker by winning the National Defensive Player of the Year award, the second in a row by a Blue Devil.

The role of leadership again fell to the senior class in 1988-89. This time it was the National Player of the Year Danny Ferry, Quin Snyder and John Smith taking the reins. They guided the team to another trip to the NCAA Final Four with a win over heavily favored Georgetown in the East Regional final.

In 1989-90, seniors Alaa Abdelnaby, Robert Brickey and Phil Henderson led the way to the Final Four with a 29-9 record, landing just one game shy of the title in Denver. The group won its third consecutive East Regional championship with an overtime triumph over top-seeded Connecticut.

Then came 1990-91, a season that forever changed the face of basketball at Duke. After the 30-point loss to UNLV in the 1990 final,



STAFF

Krzyzewski's team was determined to avenge the embarrassment. The Blue Devils won the regular season ACC title and swept their way to four consecutive lopsided victories in the Midwest Region for yet another trip to the Final Four.

In the semifinals they got another shot at the Runnin' Rebels, who were undefeated, and this time Coach K masterfully led Duke to a 79-77 victory to earn a matchup with Kansas for the title. Duke's crowning glory came on April 1, 1991, with a 72-65 victory over the Jayhawks as Christian Laettner earned MVP honors in Duke's first national basketball championship.

In 1992, the stage was set for an unprecedented chapter in college basketball history and Coach K and his squad were up to the task. Behind National Player of the Year Christian Laettner and fellow All-Americans Bobby Hurley and Grant Hill, the Blue Devils rolled to a 34-2 record and held the No. 1 ranking from start to finish (18 polls). Duke won its second consecutive NCAA crown with a 71-51 victory over Michigan. Along the way, the Blue Devils captured their fifth consecutive regional championship, won the ACC regular season and tournament titles and equaled the school record to that point for ACC victories with 14.

In 1993-94, the Blue Devils and Coach K were back knocking at the door of another national championship. Duke piled up a 28-6 overall record, won the ACC regular season championship, was ranked from start to finish in the nation's top 10, captured the Southeast Regional title with an upset win over top-seeded Purdue and advanced to the national championship game before bowing to Arkansas, 76-72, in Charlotte.

The Blue Devils finished the 1998-99 campaign equaling the NCAA record for most wins with 37, winning the NCAA East Regional title, winning the ACC Tournament for the first time since 1992, recording the first 16-0 record in the ACC regular season, securing a school-record 32-game winning streak during the year and wrapping it all up as the NCAA runner-ups. Elton Brand was the consensus National Player of the Year, Shane Battier was the NABC National Defensive Player of the Year and Trajan Langdon was a first team All-America for Duke.

In 1999-2000, Duke finished with a 29-5 record, its fourth consecutive outright ACC regular season championship with a 15-1 record, its second consecutive ACC Tournament title and the final regular season number one ranking in both major polls. Senior Chris Carrawell and junior Shane Battier were named consensus All-Americans and Battier earned his second consecutive National Defensive Player of the Year award. The Blue Devils accomplished this despite losing four starters from their 37-2 squad that advanced to the national championship game in 1999. Duke also had seven freshmen, the most on a Blue Devil team in school history, on its roster.

On November 17, 2000, Krzyzewski's numerous accomplishments at Duke were recognized as the fabled Cameron Indoor Stadium court was named Coach K Court in his honor in a postgame ceremony.

Continuing to build on his well-earned reputation as one of the top college basketball coaches of all time, Coach K led Duke to its third national championship in 2001, joining just three other coaches — Wooden (10), Adolph Rupp (4) and Bob Knight (3) — who have won three or more NCAA titles. The Blue Devils finished the season with a 35-4 record, including 10 consecutive victories to end the year, their third consecutive ACC Tournament championship, fifth straight ACC regular season championship and the TiVo Preseason NIT title. Duke also was ranked at the top of the final Associated Press poll for the third consecutive season, marking just the second time in NCAA history a program had accomplished that feat (Wooden's UCLA squads did it from 1971-73).

With its 82-72 victory over Arizona in the 2001 national championship game, Duke ended a four-year run with 133 victories. The Blue Devils lost just 15 games during that four-year span. The 133 wins broke the previous NCAA standard of 132 set twice by Kentucky from 1995-98 and 1996-99. In fact, 10 of the best 35 four-year runs in college history belong to Coach K-led Duke teams.

Individually, Coach K passed two major milestones in 2000-01: his 500th victory at Duke (98-85 over Villanova) and his 600th win overall (79-53 over sixth-ranked North Carolina in the ACC Tournament final). He reached 600 career wins faster than all but 10 coaches in college history.

Under Krzyzewski's guidance, not one, but two of his student-athletes earned National Player of the Year awards in 2001 (Shane Battier was the consensus selection while Jason Williams earned the NABC award). It was the first time in college basketball history that two players from the same team received National Player of the Year recognition by the major outlets. Battier and Williams were both unanimous first team All-Americans, and Battier, the sixth overall pick in the 2001 NBA Draft, earned his third consecutive National Defensive Player of the Year award.

"I thoroughly loved coaching these kids," said Krzyzewski following the 2001 national title. "They've been so good. They've given me their hearts,

their minds, and not only that, they've given it to each other ... I get real close to the guys on my team. That's the most rewarding thing about what I do."

Krzyzewski led Duke to another outstanding season in 2001-02. The Blue Devils finished 31-4 overall, won the ACC Tournament title for a record fourth consecutive year, were a number one seed in the NCAA Tournament for a record fifth straight season and finished number one in the final AP poll for the fourth consecutive season, another NCAA first. Three Duke players — Jason Williams, Mike Dunleavy and Carlos Boozer — earned All-America honors and Williams became just the seventh repeat winner of National Player of the Year honors in college basketball history. That Duke threesome also departed for the NBA, where all three were drafted. Williams and Dunleavy were selected second and third, respectively, making them just the second set of teammates to be taken among the top three picks of the NBA Draft (UCLA's Lew Alcindor and Lucious Allen went one and three in 1969).

In perhaps one of his finest coaching jobs, Krzyzewski led his 2002-03 team, featuring six freshmen, to a 26-7 record, its record fifth consecutive ACC Tournament championship and the school's sixth consecutive appearance in the NCAA Sweet 16. Senior Dahntay Jones, the squad's leading scorer, was Duke's lone All-ACC representative and an honorable mention All-America selection. Jones became Coach K's 17th first round NBA pick on 2003 Draft night.

Guided by the leadership of senior point guard Chris Duhon, Duke returned to the Final Four for the 10th time in a 19-year period in 2003-04. Duke finished the season 31-6 and won its sixth ACC regular season crown in eight seasons with a 13-3 league mark. Duke reached the No. 1 national ranking for four weeks during the season, marking the seventh consecutive year that it had reached that height (only UCLA's streak of 12 straight years of achieving the No. 1 ranking from 1964-75 is longer). The Blue Devils ended the year by dropping a one-point decision to eventual national champion Connecticut in the Final Four in San Antonio. Duhon, J.J. Redick and Shelden Williams each earned All-America honors, bringing Coach K's total selections to 19 in 24 seasons. On the 2004 NBA Draft night, Luol Deng, after playing just one season at Duke, was selected seventh overall and Duhon was taken in the second round.

Coach K's Career Record

Year	School	Overall	ACC	Notes
1976	Army	11-14	—	—
1977	Army	20-8	—	—
1978	Army	19-9	—	NIT
1979	Army	14-11	—	—
1980	Army	9-17	—	—
1981	Duke	17-13	6-8 (t5)	NIT
1982	Duke	10-17	4-10 (t6)	—
1983	Duke	11-17	3-11 (7)	—
1984	Duke	24-10	7-7 (t3)	NCAA Tournament
1985	Duke	23-8	8-6 (t4)	NCAA Tournament
1986	Duke	37-3	12-2 (t1)	NCAA Final Four (Finalist)
1987	Duke	24-9	9-5 (3)	NCAA Tournament
1988	Duke	28-7	9-5 (3)	NCAA Final Four (Semifinalist)
1989	Duke	28-8	9-5 (t2)	NCAA Final Four (Semifinalist)
1990	Duke	29-9	9-5 (2)	NCAA Final Four (Finalist)
1991	Duke	32-7	11-3 (t1)	NCAA Champion
1992	Duke	34-2	14-2 (t1)	NCAA Champion
1993	Duke	24-8	10-6 (t3)	NCAA Tournament
1994	Duke	28-6	12-4 (t1)	NCAA Final Four (Finalist)
1995	Duke	9-3	0-1	out after back surgery
1996	Duke	18-13	8-8 (t4)	NCAA Tournament
1997	Duke	24-9	12-4 (t1)	NCAA Tournament
1998	Duke	32-4	15-1 (t1)	NCAA Tournament
1999	Duke	37-2	16-0 (t1)	NCAA Final Four (Finalist)
2000	Duke	29-5	15-1 (t1)	NCAA Tournament
2001	Duke	35-4	13-3 (t1)	NCAA Champion
2002	Duke	31-4	13-3 (2)	NCAA Tournament
2003	Duke	26-7	11-5 (t2)	NCAA Tournament
2004	Duke	31-6	13-3 (t1)	NCAA Final Four (Semifinalist)
2005	Duke	27-6	11-5 (3)	NCAA Tournament
2006	Duke	32-4	14-2 (t1)	NCAA Tournament

Career Record (31 years)	753-250 (.751)
Duke Record (26 years)	680-191 (.781)
NCAA Tournament Record	68-19 (.782)

The 2004-05 squad featured Daniel Ewing, who would become the 36th NBA Draft pick under Krzyzewski, Redick, a National Player of the Year choice, and Williams, the National Defensive Player of the Year honoree. The Blue Devils went 27-6 and captured the ACC Tournament championship.

Last year, the Blue Devils posted a 32-4 record, including a 14-2 mark in regular season league play. Duke captured the NIT Season Tip-Off crown and went on to win both the ACC regular season and tournament titles. Krzyzewski's 10th ACC Tournament Championship came in the 1,000th game of his coaching career, a 78-76 win over Boston College at the Greensboro Coliseum on March 12. Redick, a consensus National Player of the Year, set the ACC career scoring and the NCAA three-point field goal records and Williams grabbed National Defensive Player of the Year honors for the second year in a row. Redick and Williams also became the ninth set of teammates selected as AP first team All-Americans and the first since Jason Williams and Shane Battier accomplished the feat in 2001.

On the court, Coach K has averaged more than 25 wins a season during his career at Duke and posted nine 30-win seasons, including 30 or more victories in six of the last nine years. Krzyzewski's nine 30-win seasons are the most by any coach in college basketball history.

He has directed his teams to 10 Final Fours, third-most by any coach in NCAA history. Since 1985, Krzyzewski has 68 NCAA Tournament victories, 26 more than the next-closest coach (North Carolina's Roy Williams has 42 NCAA wins during this period). His 68 NCAA victories stand as the all-time record, three better than the total of 65 amassed by Dean Smith. By virtue of the 2004 Final Four berth, every Duke class from 1986 to 2007 except one (1998) will have played in at least one Final Four. Incredibly, 60 of 64 players who have completed four years of eligibility at Duke since 1986 have played in the Final Four, with 56 of those players having played in at least one NCAA Championship game.

Obviously, Coach K has put a recruiting plan in motion that attracts the nation's best players each year. Six members of this year's Duke team earned McDonald's All-America accolades as prep stars, including freshmen Gerald Henderson, Jon Scheyer and Lance Thomas. Joining the rookie trio as McDonald's All-Americans are Josh McRoberts (2005 MVP), DeMarcus Nelson and Greg Paulus.

"There was no magic wand," said Krzyzewski, a past president of the NABC. "It was a matter of hard work and organization and a little bit of luck. We had a plan and we stuck to it. In many ways it may have been better that there wasn't an abundance of talent when we arrived. If that had been the case, we may have taken certain things for granted instead of building a solid foundation.

"When things got tough, I always remembered something Vic Bubas told

me just after I had come to Duke," recalled Krzyzewski. "He said, 'When you are building something that is going to be really strong, it takes time.' That gave me encouragement."

Numerous Honors

Although he has earned nearly every award imaginable, Krzyzewski was rewarded with the ultimate honor in basketball in 2001 when he was inducted into the Naismith Memorial Basketball Hall of Fame. He entered the Hall of Fame with Temple coach John Chaney and former NBA star Moses Malone.

Time magazine and CNN named Krzyzewski "America's Best Coach" in 2001 as part of a joint venture between the two media outlets. The criteria for the selection was not limited to any sport or any level of play.

"No college hoops coach has won more in the past two decades," wrote Josh Tyrangiel of Time, "and Krzyzewski has accomplished all this with a program that turns out real-deal scholar athletes — kids who go to class, graduate and don't mind telling everyone about it."

In all, Coach K has been named the National Coach of the Year 12 times in eight different seasons by major organizations, including *Basketball Times*, UPI and Chevrolet (1986), Naismith (1989), the NABC (1991), *The Sporting News* and Naismith (1992), *Basketball Times* (1997), the NABC and Naismith (1999), Chevrolet (2000) and the Victor Awards (2001). In 2004, he was named the Claire Bee Coach of the Year that honors the active Division I men's basketball coach who has made the most significant positive contribution to his sport during the preceding year.

In 1992, *The Sporting News* named him the Sportsman of the Year, becoming the first college coach to ever win the honor. The magazine said, "On the court and off, Krzyzewski is a family man first, a teacher second, a basketball coach third, and a winner at all three. He is what's right about sports..."

Coach K has been voted the ACC Coach of the Year five times, most recently in 2000. His five ACC Coach of the Year awards are second all-time among the coaching giants of the league. In celebration of the league's 50th anniversary in 2002-03, the *Raleigh News and Observer* named Krzyzewski the best coach in ACC history.

His players know how special their coach, mentor and friend is.

"I played for the greatest college coach of all-time," said Shane Battier, one of the most decorated players in the history of the game. "It was an amazing journey."

Two-time National Player of the Year Jason Williams echoed Battier's sentiments: "It's a dream to play for a guy like that — a guy who's just a rock, who believes in you every second you're on the court. I love Coach K. I'd run through a brick wall for him."

Coach K Quick Facts

Born

Michael William Krzyzewski
February 13, 1947
Chicago, Ill.

High School

Weber High School
Chicago, Ill.

College Career

Three-year letterman
Army, 1967-69

College Degree

B.S., U.S.M.A.
June, 1969

College Honors

Team Captain, 1968-69
Second-Team All-NIT, 1969
North-South Game, 1969

Military Service

Army Officer, 1969-74
Resigned as Captain, 1974

Coaching Career

Head Coach Service Teams, 1969-72
Head Coach, U.S.M.A. Prep School (Fort Belvoir, Va.), 1972-74
Graduate Assistant Coach, Indiana University, 1974-75
Head Coach, United States Military Academy, 1975-80
Head Coach, Duke University, 1980-present

Coaching Honors

NABC District II Coach of the Year, 1977
Metropolitan New York Basketball Writers Coach of the Year, 1977
Head Coach, National Sports Festival, 1983
NABC District III Coach of the Year, 1984, 1992, 1994
ACC Coach of the Year, 1984, 1986, 1997, 1999, 2000
National Coach of the Year
1986, 1989, 1991, 1992, 1997, 1999, 2000, 2001
U.S. Head Coach, World University Games, 1987
U.S. Head Coach, World Championships and Goodwill Games, 1990
U.S. Assistant Coach, Olympics, 1992
President, NABC, 1998-99
Naismith Memorial Basketball Hall of Fame inductee, 2001
Named "America's Best Coach" by Time/CNN, 2001
Claire Bee Coach of the Year, 2004
U.S. Senior National Team Head Coach, 2006-08

Coaching Record

753-250 overall (31 years)
680-191 at Duke (26 years)

NCAA Titles

1991, 1992, 2001

ACC Regular Season Titles

1986, 1991, 1992, 1994,
1997, 1998, 1999, 2000,
2001, 2004, 2006

ACC Tournament Titles

1986, 1988, 1992, 1999, 2000,
2001, 2002, 2003, 2005, 2006

Family

Wife Carol (Mickie) Marsh

Daughters

Debbie Savarino (36)
Lindy Frasher (29)
Jamie Spatola (25)

Grandchildren

Joey Savarino (11/16/99)
Michael Savarino (3/26/01)
Carlyn Savarino (11/21/03)
Emelia Savarino (11/21/03)
Quin Frasher (7/26/06)

In 2005, Krzyzewski became the youngest recipient of the Distinguished Graduate Award at the United States Military Academy.

Success On and Off the Court

When Coach K came to Duke in the spring of 1980 he found a program that was searching for strong leadership and a rebirth of the success that Blue Devil fans had come to know and love. As he enters his 27th season at the helm, the numbers more than prove the faith that former athletic director Tom Butters put in the young, unproven coach to assemble a basketball program consistently ranking in the upper echelon of the country.

Krzyzewski runs a quality program from top to bottom, from the players he recruits to the performance of his teams on the floor, year in and year out.

"I want Duke basketball to be good on a continuing basis," said Krzyzewski. "All along it has been my goal to give Duke a program that will last, one that will be nationally ranked and worthy of postseason play every year."

No words can better describe the basketball program he has established at Duke University. Krzyzewski has led his Blue Devils to overwhelming success while building a program that will continue to flourish in the years to come.

The term "student-athlete" is used over and over in college athletics, but the Duke basketball team truly exemplifies the ideal. During Krzyzewski's time with the Blue Devils, all but two Duke players that played four seasons have graduated.

The Coaching Tree

Sustained success under Mike Krzyzewski has presented coaching opportunities for several of his former players and assistant coaches from both Army and Duke. In all, six of Coach K's former players and assistants are head coaches at the Division I level: Tommy Amaker (Michigan), Robert Brickey (Shaw), Mike Brey (Notre Dame), Jeff Capel (Oklahoma), Mike



The Krzyzewski Family (Front Row, L-R) Michael Savarino, Joey Savarino, Mickie Krzyzewski, Lindy Frasher, Quin Frasher, Steve Frasher. (Middle Row, L-R) Emelia Savarino, Peter Savarino, Debbie Savarino, Carlyn Savarino, Mike Krzyzewski. (Back Row, L-R) Chris Spatola & Jamie Spatola

Mike Krzyzewski & International Basketball

Mike Krzyzewski has been a driving force in the USA's international basketball development program and will continue to be in the years ahead. Here's a list of his international coaching and administrative experience:

Pan American Games, 1979	Assistant Coach
National Sports Festival, 1983	Head Coach
U.S. Olympic Team Trials, 1984	Assistant Coach
Summer Olympics, 1984	Special Assistant
World University Games, 1987	Head Coach
USA Basketball Games Committee, 1989-92	Member
Goodwill Games, 1990	Chairman, Player Selection Subcommittee
Goodwill Games, 1990	Head Coach
FIBA World Championships, 1990	Head Coach
Summer Olympics, 1992	Assistant Coach
USA Basketball Men's Senior National Team, 2006-08	Head Coach

Dement (UNC Greensboro) and Neil Dougherty (TCU). In addition, several others are assistant coaches at the Division I level, including three former players who are Duke's associate head coach Johnny Dawkins and assistant coaches Steve Wojciechowski and Chris Collins.

Coach K and International Basketball

Krzyzewski has been a prominent figure on the International Basketball scene throughout his career. On October 26, 2005, he became an even more important figure when he was named the head coach of the USA Basketball Men's Senior National Team program for 2006-08. In his first competition as head coach of the program, Krzyzewski led a team that included former Duke standouts Elton Brand and Shane Battier to an 8-1 record and a bronze medal finish at the 2006 FIBA World Championship in Japan.

Krzyzewski also supports his players' efforts to participate in international basketball with several former players competing in various international tournaments, including 2004 USA Olympic Team member Carlos Boozer. Six of Krzyzewski's former players have competed for three different countries in the Olympics.

Last year, Sheldon Williams, who led the U.S. team to an 8-0 record and a gold medal at the World University Games in Turkey, was named the USA Basketball Male Athlete of the Year. In 2001, Chris Duhon earned the same honor after leading the World Championship for Young Men Team to the gold medal in Japan. Current players Gerald Henderson, David McClure, DeMarcus Nelson, Greg Paulus, Jon Scheyer, Lance Thomas and Brian Zoubek have USA Basketball experience. Sophomore Martynas Pocius also has international experience, most recently playing for Lithuania at the Ostchem Under-20 European Championship.

Krzyzewski has always been an active part of USA Basketball in various roles, serving as past chairman of the Player Selection Committee for all of the United States' teams, including the 1991 Pan Am and 1992 Olympic teams. Coach K was an assistant to Chuck Daly (a former Duke assistant coach) at the Olympics and won the gold medal in Barcelona with the "Dream Team." Christian Laettner was a member of that team, while 1994 graduate Grant Hill was a part of "Dream Team II" in Atlanta. Hill was the leading vote-getter for three NBA All-Star games and earned co-Rookie of the Year honors in the NBA in 1995.

Coach K was the USA head coach in 1990 when he led the Americans to a bronze medal at the World Championships and a silver medal at the Goodwill Games in Seattle. He also paced the USA to a silver medal at the 1987 World University Games and was a special assistant to Bob Knight at the 1984 Olympics. In addition, he has had previous coaching duties at the National Sports Festival (gold medal in 1983) and Pan Am Games.

Prior to Duke

Krzyzewski's teams take nothing for granted on the court. The core of their success is pressure man-to-man defense, developed over the years with hard work in practice, commitment to excellence and attention to detail. Coach K's players believe in their system and know that when they win, it is largely because of excellent team defense.

His disciplined, mentally tough teams could be seen as an outgrowth of Coach K's own upbringing. He went to West Point, N.Y., to enroll in the U.S. Military Academy and receive a quality education, play basketball and become an officer in the Army.

From 1969-74, Krzyzewski served his country. He directed service

Most NCAA Final Four Appearances

Head Coach	Years
1. John Wooden, UCLA	12
2. Dean Smith, North Carolina	11
3. ►Mike Krzyzewski, Duke	10
4. Denny Crum, Louisville	6
Adolph Rupp, Kentucky	6

Most NCAA Tournament Wins

Head Coach	Wins
1. ►Mike Krzyzewski, Duke	68
2. Dean Smith, North Carolina	65
3. John Wooden, UCLA	47
4. Lute Olson, Iowa & Arizona	45
4. Bobby Knight, Indiana & Texas Tech	43
5. Denny Crum, Louisville	42
Roy Williams, Kansas & North Carolina	42

Highest NCAA Tournament Winning Pct.

Head Coach	W	L	Pct.
1. John Wooden, UCLA	47	10	.825
2. ►Mike Krzyzewski, Duke	68	19	.782
3. Rick Pitino, four schools	31	10	.756
4. Tom Izzo, Michigan State	23	8	.742
5. Roy Williams, Kansas & North Carolina	42	16	.724

Minimum 20 NCAA Tournament games

teams for three years and then followed that up with two years as head coach of the U.S. Military Academy Prep School in Belvoir, Va.

In 1974, he resigned from the Army having attained the rank of Captain. When Krzyzewski was just 26, Bob Knight, his former coach at Army, called and offered him a graduate assistant slot at Indiana University. That 1975 squad posted an 18-0 Big Ten mark and a 31-1 record.

Prior to joining the Duke program, Krzyzewski spent five years building the program at his alma mater in West Point. He led the Cadets to one NIT berth, one ECAC playoff appearance and a five-year record of 73-59.

Community Service

Krzyzewski and his players are model representatives of Duke. Coach K involves himself in the community, including being a current chairman of the Duke Children's Miracle Network Telethon and assuming vital roles at the Duke Children's Classic, the Jimmy V Foundation for Cancer Research and the NABC Foundation (current president).

In 2000, he was named the first recipient of the GTE Reads with the NABC Literacy Champion Award. In honor of Krzyzewski's selection, GTE (now Verizon) donated \$10,000 to support Duke Athletics' literacy program, Verizon Read with the Blue Devils.

He also serves as the chairman for the Emily Krzyzewski Family Center, a local community center near the Duke campus. Three summers ago, several of Duke's former basketball stars, including Grant Hill, Christian Laettner, Shane Battier, Mike Dunleavy and Danny Ferry, returned to campus for the second annual Duke All-Star Charity Hoopla, held in Cameron Indoor Stadium. The game and surrounding events helped raise significant funds for the Duke/Durham Neighborhood Partnership and the Emily K Center, which is named in honor of Coach K's mother. In 2003, Krzyzewski launched the K Academy, a summer fantasy camp to assist with several Duke basketball projects, including the scholarship endowment fund.

Krzyzewski and his entire family, wife Mickie and daughters Debbie (36), Lindy (29) and Jamie (25), have been involved in campaigns to stay in school and against alcohol, drug abuse and drunk driving.

Coach K and the Duke Community

The students at the university are also an important part of Coach K's life. He appreciates their support and often finds a way to include the students, especially those camped out in Krzyzewskiville, a tent community erected each season outside of Cameron Indoor Stadium for students wanting to get a head start on securing entrance to games. He has been known to treat the fans camping out for days, or even weeks, to a pregame strategy session in Cameron or to buy them pizzas while they wait in line. He knows that the unique relationship between his team and the student body

is what makes Duke special. The "Cameron crazies" are regarded as some of the best fans in all of sports.

The university also recognized his vital role on campus, awarding him Duke's highest honor — the Medal of Honor — at the University Founders' Day Convocation in 1997.

In September 2001, Krzyzewski and his wife Mickie created the Krzyzewski Family Scholarship Endowment for Duke students from the Carolinas. The \$100,000 scholarship, the result of the Krzyzewskis' gift and additional funds from The Duke Endowment of Charlotte, will provide assistance to undergraduates from North and South Carolina.

"Mickie and Mike Krzyzewski both do so much for our university," said former Duke President Nan Keohane following the gift. "Their many contributions to our athletic program are well known, and their support of undergraduate academic and residential life at Duke should be, as well."

During the fall of 2002, Coach K received an Honorary Alumnus Award from the Duke Medical Center for his contributions to the Duke Children's Health Center. Krzyzewski and his family have made the center a focal point in their efforts to raise the standard of clinical care for children.

Coach K: Author

Add another piece to Krzyzewski's already impressive resume — best-selling author. Coach K has co-authored two books with Texas writer Don Phillips published by Warner Books. "Leading with the Heart," emphasizing Krzyzewski's successful strategies for basketball, business and life, was released in 2000. It reached the *New York Times* best-seller list.

The story of Duke's 2001 national championship season, "Five-Point Play," was released in the fall of 2001. The book relives Duke's journey toward the 2001 NCAA title, the school's third in an 11-year span.

Krzyzewski also co-wrote a book with Duke Sports Hall of Famer Bill Brill entitled "A Season is a Lifetime" following the 1992 national championship.

Krzyzewski's most recent book, "Beyond Basketball: Coach K's Keywords For Success," was co-authored by his daughter Jamie K. Spatola and released on October 10, 2006.

Weeks Ranked No. 1 Among Active Coaches

Head Coach	Weeks No. 1 (AP)
1. ►Mike Krzyzewski	92
2. Bob Knight	38
3. Roy Williams	30
4. Lute Olson	29
5. Jim Calhoun	25

All-Americans Among Active Coaches Since 1985

Head Coach	All-Americans
1. ►Mike Krzyzewski	29
2. Roy Williams	16
3. Jim Boeheim	15
Lute Olson	15
5. Bob Knight	11

First, second or third team selections included: AP, NABC, Sporting News, UPI, USBWA

National Players of the Year Among Active Coaches

Head Coach	Players of the Year
1. ►Mike Krzyzewski	9
2. Bob Knight	2
Roy Williams	2

AP, NABC, Naismith, Rupp, USBWA, UPI, Wooden

NBA Lottery Picks Among Active Coaches

Head Coach	Lotto Selections
1. ►Mike Krzyzewski	14
2. Jim Calhoun	9
Roy Williams	9
4. Lute Olson	8
5. Steve Fisher	5

May 4, 1980 — Mike Krzyzewski is introduced as Duke's head basketball coach.

Nov. 29, 1980 — Krzyzewski wins his first game as Duke's coach, 67-49 over Stetson.

Jan. 21, 1981 — A 56-47 win at N.C. State gives Krzyzewski his first victory against ACC competition. Gene Banks plays 40 minutes for Duke, scoring a game-high 23 points on 9-of-14 shooting.

Feb. 15, 1984 — Duke wins its first game as a ranked team under Coach K, 80-69 over Stetson, and gets its first 20-win season since 1980. David Henderson scores 18 points, making all six field-goal attempts and all six foul shots.

March 10, 1984 — A 77-75 victory over North Carolina, aided by four David Henderson free throws, gives Krzyzewski his first win over a top-ranked team and his first trip to the ACC Tournament title game.

Feb. 27, 1985 — Duke beats Clemson, 90-73, in Durham, to give Krzyzewski his first winning season in the ACC (8-6). Johnny Dawkins scores 19 points, making 8-of-10 field goal attempts and all three of his foul shots.

March 15, 1985 — A 75-62 victory over Pepperdine gives Krzyzewski his first victory in the NCAA Tournament. David Henderson scores 22 points and Johnny Dawkins nets 21.

Feb. 26, 1986 — Playing as the No. 1 team for the first time under Krzyzewski, Duke beats Clemson, 77-69, to set a school record for most victories in a season (28). Johnny Dawkins scores 27 points on 11-of-16 shooting.

March 2, 1986 — An 82-74 victory over North Carolina gives Duke its first ACC regular season title since 1966 and its first perfect home record (15-0) since 1978.

March 7, 1986 — Duke beats Wake Forest, 68-60, in the first round of the ACC Tournament to give Krzyzewski his first 30-win season.

March 9, 1986 — A 68-67 win over Georgia Tech gives Krzyzewski his first ACC Tournament championship.

March 23, 1986 — Duke beats Navy, 71-50, to send Krzyzewski to his first Final Four. Johnny Dawkins scores 28 points, and Duke overcomes a 23-point, 10-rebound effort by David Robinson.

March 29, 1986 — A 71-67 win over Kansas puts Krzyzewski in his first national championship game and makes Duke the first team in NCAA history to win 37 games in a season. The Blue Devils limit Kansas' All-America Danny Manning to four points on 2-of-9 shooting.

March 31, 1986 — Louisville beats Duke, 72-69, to deny the Blue Devils the national championship. Duke finishes 37-3, setting school records for wins and winning percentage (.925).

March 13, 1988 — A 65-61 win over North Carolina gives Krzyzewski his second ACC Tournament title.

March 26, 1988 — Duke upsets No. 1 Temple, 63-53, to send Krzyzewski to his second Final Four. Kevin Strickland and Danny Ferry combine for 41 points. The Blue Devils limit the Owls to 28.6 percent shooting.

April 2, 1988 — Kansas hands Duke a 66-59 defeat in the national semifinals before a partisan Jayhawk crowd in Kansas City. The Blue Devils finish the year with a 28-7 record.

Nov. 19, 1988 — Duke opens a season as the nation's top-ranked team for the first time under Krzyzewski, beating Kentucky, 80-55.

March 26, 1989 — An 85-77 victory over Georgetown sends Duke to the Final Four for the second straight season.

April 1, 1989 — Seton Hall beats Duke in the national semifinals in Seattle, 95-78, overcoming an 18-point first half deficit and 34 points by National Player of the Year Danny Ferry. The Blue Devils, who finish 28-8, set a school record for highest field-goal percentage for a season (.537).

Feb. 12, 1990 — A 102-67 rout of Stetson makes Krzyzewski the first Duke coach with seven 20-win seasons in a row.

March 16, 1990 — Duke beats Richmond in the first round of the NCAA Tournament, 81-46, making Krzyzewski the Blue Devils' winningest coach with 227 victories. Coach K also gets his 300th career victory.

March 24, 1990 — Duke becomes the seventh school to earn three straight Final Four trips, beating Connecticut, 79-78, on a 15-foot shot at the buzzer by Christian Laettner.

March 31, 1990 — A 97-83 victory over Arkansas sends Krzyzewski into his second NCAA title game.

April 2, 1990 — UNLV defeats Duke, 103-73, to win the NCAA championship. The Blue Devils finish the season with a 29-9 mark.

Feb. 27, 1991 — Duke beats Clemson, 79-62, to finish 16-0 at home and set a record for most home victories in a season.

March 3, 1991 — An 83-77 upset of North Carolina in Chapel Hill gives Krzyzewski his second regular season ACC championship. Bobby Hurley makes 4-of-6 three-point shots to finish with 18 points and tie Christian Laettner for high scoring honors.

March 24, 1991 — Duke's 78-61 victory over St. John's enables Coach K to join John Wooden as the only men to coach in four consecutive Final Fours.

March 30, 1991 — Duke upsets unbeaten UNLV, considered at the time the greatest team in college basketball history, 79-77, to advance to the NCAA championship for the fifth time and avenge its 1990 loss to the Rebels.

April 1, 1991 — Krzyzewski's 336th career victory gives him his first national title. Duke beats Kansas, 72-65. Christian Laettner is named the most outstanding player, scoring a game-high 18 points and going 12-for-12 from the foul line.

Feb. 1, 1992 — Duke sets a school record for most consecutive wins to open a season (17), beating Notre Dame, 100-71.

March 15, 1992 — A 94-74 victory over North Carolina gives Duke its third ACC Tournament title under Krzyzewski and avenges a 22-point loss to the Tar Heels in the 1991 title game.

March 28, 1992 — In perhaps the best college basketball game in history, Christian Laettner hits a buzzer-beating jumper on a long inbounds pass from Grant Hill, and Duke gets a 104-103 overtime win over Kentucky to earn its fifth straight Final Four appearance.

April 6, 1992 — Duke beats Michigan, 71-51, in front of a record crowd of 50,379 to join UCLA as the only teams to repeat as national champions. The Blue Devils (34-2) become the first team since Indiana in 1976 to stay No. 1 from the preseason ranking through the postseason tournament.



STAFF



Summer, 1992 — Krzyzewski is an assistant coach to Chuck Daly on the U.S. Olympic team featuring Michael Jordan, Larry Bird and Magic Johnson. Christian Laettner is the lone collegiate player on the "Dream Team," which wins the gold medal in Barcelona, Spain.

Dec. 7, 1992 — Duke's 103-72 home victory over Northeastern gives Krzyzewski his 300th win as Duke's coach, three games into his 13th season.

March 18, 1993 — Duke's 105-70 first round victory over Southern Illinois is the Blue Devils' 13th straight win in the NCAA Tournament — the second-longest streak in history.

March 20, 1993 — California ends Duke's run of five straight trips to the Final Four with an 82-77 win in the second round of the NCAA Tournament.

Dec. 22, 1993 — Krzyzewski gets his 400th career coaching victory, 79-76 over Iowa.

Jan. 10, 1994 — Duke beats Brown, 89-71, in Durham, to earn its 100th victory over a four-year span, then a school record.

March 2, 1994 — Duke beats Maryland in College Park, 73-69, to give Krzyzewski his fourth regular season ACC championship.

March 26, 1994 — Duke upsets Purdue, 69-60, to advance to the Final Four for the sixth time in seven years. Coach K moves into third place on the list of most Final Four appearances, trailing John Wooden (12) and Dean Smith (11).

April 2, 1994 — Playing where it had lost in the second round of the ACC Tournament five games earlier, Duke overcomes a 13-point deficit against Florida to advance to the NCAA title game with a 70-65 victory in Charlotte. Cherokee Parks' 11 points and 11 rebounds lead Duke to its fifth championship game under Coach K (fourth in five years).

April 4, 1994 — With President Clinton in attendance, Arkansas denies Duke its third championship in four years with a 76-72 victory. Grant Hill has 12 points and 14 rebounds in his last game for the Blue Devils, who go 28-6 for the season.

Nov. 29, 1995 — Duke beats UNC Greensboro, 71-57, to extend its school record for consecutive non-conference home wins to 95 games.

Feb. 27, 1997 — Duke beats Maryland, 81-69, in Durham, to give Krzyzewski his fifth regular season conference championship.

March 14, 1997 — Krzyzewski gets his 400th win at Duke, improving his record to 400-148 with a 71-68 triumph over Murray State in the first round of the NCAA Tournament.

Sept. 1997 — Duke recognizes Krzyzewski's leadership by awarding him its highest honor — the University Medal of Honor — for his many contributions to the school.

Nov. 26, 1997 — Duke upsets Arizona in the Maui Invitational, 95-87, to give Krzyzewski his fifth victory against top-ranked teams — the most by any active coach.

Feb. 28, 1998 — After watching his Blue Devils rally from a 17-point second half deficit, Krzyzewski gets his 500th coaching victory and his second straight ACC regular season championship with a 77-75 home win over North Carolina. Coach K becomes the 76th coach to win 500 games as the Devils finish unbeaten at home and become the first team to win 15 conference games in a season.

June 26, 1998 — Duke christens the Michael W. Krzyzewski Human Performance Lab. Working with the latest in high-tech instrumentation, a multidisciplinary team of orthopaedic surgeons and biomechanical engineers strive to better understand how muscles, bones, tendons and ligaments respond to the pressures of competition.

Feb. 20, 1999 — Duke ties a school record with its 36th straight home victory, a 92-65 rout of Clemson. The Blue Devils go unbeaten at home for the second straight year and fifth time under Krzyzewski.

Feb. 27, 1999 — Duke beats North Carolina by 20 points in Chapel Hill, 81-61, to become the first team to finish 16-0 in the ACC. The Blue Devils set a school record with their 24th straight victory and go unbeaten in the ACC for the first time since 1963.

March 7, 1999 — A 96-73 victory over North Carolina gives Krzyzewski his fourth ACC Tournament title. Duke wins its tournament games by an average margin of 25 points. The win caps a 19-0 ACC campaign for Duke.

March 19, 1999 — Duke beats Southwest Missouri State in the NCAA Tournament, 78-61, to post its 30th straight victory and school-record 67th win over two years. The Blue Devils win 35 games in a season for the second time under Krzyzewski.

March 21, 1999 — An 85-64 victory over Temple earns Duke its eighth Final Four trip under Krzyzewski.

March 27, 1999 — Duke beats Michigan State, 68-62, to advance to the national championship game for the sixth time under Krzyzewski, who improves his record in the NCAA Tournament to 48-13 to pass John Wooden for second place on the all-time list. The Devils improve to 37-1, tying their own NCAA record for most victories in a season.

March 29, 1999 — Connecticut stuns Duke, 77-74, in the national championship game. Though the Blue Devils fall two baskets shy of the title, they achieve school records for highest winning percentage over a two-year period (.920) and for a single season (.949).

June 30, 1999 — Duke becomes the first school in the history of the NBA Draft to have four players from the same team — Elton Brand, Trajan Langdon, Corey Maggette and William Avery — selected in the first round. Brand, who became the first player to be taken number one under Coach K, Langdon and Maggette were lottery picks.

Nov. 1999 — The Duke Basketball Legacy Fund is founded. The Legacy Fund currently has 30 partners making gifts of \$1 million or more to the program. The endowed fund will provide full support for one Duke player each year.

Jan. 22, 2000 — Duke gets a 75-61 win at Wake Forest, setting records with its 28th straight ACC regular season victory and 49th ACC regular season victory in a span of four years. The Blue Devils set a school record with their 15th straight ACC road win.

Feb. 9, 2000 — Maryland upsets Duke in Durham, 98-87, to end the Blue Devils' 31-game ACC regular-season winning streak, their 46-game home winning streak and their 26-game home winning streak against ACC teams.

March 4, 2000 — Duke beats North Carolina in Durham, 90-76, to give Krzyzewski his eighth ACC regular season title — marking only the second time the Blue Devils have won four straight regular season conference championships.

March 11, 2000 — Duke beats Wake Forest in the ACC Tournament semifinals, 82-73, to set a school record with its 119th victory over a four-year span. The Devils advance to the league championship game for the third year in a row and ninth time under Krzyzewski.

March 12, 2000 — Duke wins its second straight ACC championship and fifth under Krzyzewski, beating Maryland, 81-68.

March 24, 2000 — Florida upsets Duke in the NCAA Tournament, 87-78. Though the Devils finish one victory shy of a 30-win season, they post the highest winning percentage over a four-year period in school history (.859; 122-20).

Nov. 17, 2000 — A 98-85 victory over Villanova in Durham gives Krzyzewski his 500th win as Duke's coach. He becomes just the third coach to win 500 games at one school in 21 seasons or fewer. Following the win, Duke unveils Coach K Court. The words Coach K Court appear in two squares at both ends of the fabled Cameron court.

March 4, 2001 — Duke beats North Carolina in Chapel Hill, 95-81, to become the first team to win at least a share of the ACC regular season title five years in a row.

March 11, 2001 — A 79-53 victory over North Carolina gives Krzyzewski coaching victory No. 600 and his sixth ACC championship.

March 24, 2001 — With a 79-69 victory over Southern Cal, Duke gives Krzyzewski his ninth trip to the Final Four and sets a school record for wins over a three-year period (99).

March 31, 2001 — Duke overcomes a record-setting 22-point first half deficit in a 95-84 victory over Maryland that sends Krzyzewski into his seventh national championship game. He becomes the first Duke coach to amass 100 wins in a span of just three seasons.

April 2, 2001 — Duke beats Arizona, 82-72, to make Krzyzewski the fourth coach to win three NCAA crowns. The Blue Devils become the second team since the NCAA Tournament expanded to 64 teams to win every tournament game by at least 10 points. Duke sets NCAA records for wins in a four-year period (133) and all-time NCAA Tournament winning percentage (76.8).

May 30, 2001 — In his first year of eligibility, Krzyzewski is voted into the Naismith Memorial Basketball Hall of Fame. He joins Temple's John Chaney and Texas Tech's Bob Knight as the only active college coaches to be enshrined.

Sept. 5, 2001 — Krzyzewski and his wife, Mickie, create the Krzyzewski Family Scholarship Endowment for Duke students from the Carolinas. The \$100,000 scholarship provides assistance to undergraduates from North and South Carolina.

Sept. 9, 2001 — Krzyzewski is named "America's Best Coach" — in any sport at any level — by CNN and *Time* magazine.

Oct. 5, 2001 — Krzyzewski is inducted into the Basketball Hall of Fame. His college coach, Bob Knight, is his presenter, and the pair share a tear-filled reunion in the Springfield Civic Center.

Nov. 14, 2001 — The 54-year-old Krzyzewski signs a lifetime contract with Duke.

Nov. 19, 2001 — Duke opens the 2001-02 season ranked No. 1 in the country, the fourth time under Krzyzewski that it has started a season as No. 1.

Jan. 31, 2002 — Duke beats North Carolina by 29 points, 87-58, UNC's worst loss in the Dean Smith Center. The Blue Devils become the first team to win four straight games in Chapel Hill, getting their highest margin of victory over the Tar Heels under Krzyzewski.

Feb. 24, 2002 — Duke rolls over St. John's on Coach K Court, 97-55, to give Krzyzewski his fifth straight 25-win season and 12th overall.

March 4, 2002 — Duke routs North Carolina on Coach K Court, 93-68, to finish unbeaten at home (13-0) for the sixth time under Krzyzewski.

March 10, 2002 — Duke becomes the first school to win the ACC Tournament four years in a row, beating N.C. State 91-61 for its seventh ACC championship under Krzyzewski.

March 14, 2002 — A No. 1 seed for an NCAA-record fifth straight year, Duke gets its seventh straight double-digit win in the NCAA Tournament, 84-37 over Winthrop. The Blue Devils give Krzyzewski his seventh 30-win season, second straight and fourth in five years.

June 26, 2002 — Duke's Jason Williams (second) and Mike Dunleavy (third) become just the second pair of teammates to be taken among the top three picks in an NBA Draft. The Blue Devil duo joined UCLA's Lew Alcindor and Lucious Allen, who went number one and three, in 1969. In addition, Carlos Boozer is chosen in the second round of the draft.

Jan. 8, 2003 — Duke ascends to the No. 1 ranking in the AP poll for the sixth consecutive season. That night, Duke topples Georgetown, 93-86, at Cameron Indoor Stadium.

March 16, 2003 — Duke earns its league-record fifth consecutive ACC Tournament championship with an 84-77 victory over N.C. State in Greensboro, N.C. Duke's Daniel Ewing was named MVP of the tournament.

Jan. 3, 2003 — The Blue Devils defeat Clemson, 73-54, on the road as Coach K earns his 600th victory at Duke. He reaches this milestone in 776 games, marking the fourth-fastest that a coach reached 600 victories at one institution. Only Kentucky's Adolph Rupp (704), UCLA's John Wooden (744), North Carolina's Dean Smith (773), Krzyzewski and Western Kentucky's Ed Diddle (790) reached 600 victories at one school in 800 games coached or less.

Jan. 21, 2004 — Following its win over No. 4 Wake Forest on Jan. 17, Duke travels to Maryland as the nation's No. 1 team for the seventh consecutive season, the second-longest such streak in NCAA history. After its 68-60 win, the Blue Devils hang on to the No. 1 ranking for four weeks during the 2003-04 season.

Feb. 26, 2004 — Duke extends its winning streak in Cameron Indoor Stadium to 41 games with a 97-63 victory over Valparaiso. The Blue Devils' 41-game home winning streak is the second-longest in ACC and school history behind Duke's 46-game streak from 1997-2000. It would be ended in its next contest vs. No. 19 Georgia Tech a week later.

March 28, 2004 — Duke outlasts Xavier, 66-63, to win the NCAA Atlanta Regional and advance to its 14th Final Four overall and 10th in the previous 19 seasons under Coach K.

July 1, 2004 — Director of Athletics Joe Alleva holds a press conference to announce that the Los Angeles Lakers have approached Krzyzewski about their vacant head coaching position.

July 5, 2004 — Krzyzewski announces that he has turned down the Los Angeles Lakers' offer to become head coach. "Duke has always taken up my whole heart," Coach K stated in a packed press conference that was aired live nationally.

Dec. 12, 2004 — With an 82-54 victory over Toledo in Cameron Indoor Stadium, Krzyzewski picks up his 700th career win. He becomes the second fastest coach to reach the milestone behind Bob Knight.

Jan. 5, 2005 — Duke defeats Princeton, 59-46, behind 21 points from J.J. Redick as the Blue Devils celebrate the 65th anniversary of Cameron Indoor Stadium. The game was played almost exactly 65 years to the day of the first game at Cameron, when Duke beat Princeton by a 36-27 count on January 6, 1940.

March 13, 2005 — Krzyzewski and the Blue Devils celebrate the 2005 ACC Tournament championship with a 69-64 win over Georgia Tech.

March 20, 2005 — Thanks to a 63-55 second round triumph over Mississippi State in Charlotte, Krzyzewski surpasses Dean Smith on the all-time NCAA Tournament victory chart with his 66th win.

Oct. 26, 2005 — Krzyzewski is named the head coach of the USA Basketball Men's Senior National Team program for 2006-08.

March 11, 2006 — With a 78-66 win over Wake Forest in the ACC Tournament semifinals at the Greensboro Coliseum, Krzyzewski posts his 750th career win.

March 12, 2006 — In his 1,000th game as a head coach, Krzyzewski guides Duke to a 78-76 win over Boston College in the ACC Championship game, claiming his 10th conference tournament title.

STAFF

Johnny Dawkins, one of the most decorated players in Duke basketball history, is in his 10th year of coaching at his alma mater. He was promoted following the 1998-99 campaign to associate head coach.




During his nine years as a coach at Duke, the Blue Devils have won a national championship in 2001, six ACC regular season championships, seven ACC Tournament titles, and have posted an amazing 280-43 record, 121-23 in league play. For four consecutive seasons from 1999-2002, Duke finished the regular season ranked number one in both major national polls, marking the first time that has happened in college basketball history. Duke has reached the No. 1 national ranking in eight of the nine seasons that Dawkins has coached for the Blue Devils.

With all of these team and his own individual accomplishments, Dawkins relishes the 2001 national championship the most.

"There was a sense of fulfillment (in 2001)," said Dawkins. "When you accomplish something with a group that requires total commitment like that does, it fills you up inside and you still have that feeling. I don't think you ever lose it. You know what it's like to have won at the highest level."

Dawkins leads the Duke player development efforts. The results have been impressive. Nine Blue Devils have been NBA lottery picks and one of his pupils, Elton Brand, was named Co-NBA Rookie of the Year. He played an integral role in the development of Duke's latest NBA first round selections, Shelden Williams, who was selected fifth overall, and J.J. Redick, who was selected 11th overall in 2006. Other first-rounders under Dawkins' guidance have been Roshown McLeod (20th overall in




1998), Brand (first in 1999), Trajan Langdon (11th in 1999), Corey Maggette (13th in 1999), William Avery (14th in 1999), Shane Battier (sixth in 2001), Jason Williams (second in 2002), Mike Dunleavy (third in 2002), Dahntay Jones (20th in 2003) and Luol Deng (seventh in 2004). In addition, Duke has had four National Players of the Year — Brand in 1999, Battier in 2001, Williams in 2001 and 2002 and J.J. Redick in 2005 and 2006 — and 13 All-Americans during Dawkins' tenure on the Blue Devil coaching staff.

"Coach Dawkins was like a father figure to me," said former Duke guard Sean Dockery. "He talked to us about everything and helped with situations on and off the court. From a coaching view, he helped us with everything and he also got us on the punishment side when we are doing things wrong. He is just a great guy."

Dawkins added to his coaching resume in 2006 when he was named the Player Personnel Director for the USA Basketball Senior National Team (2006-08). In his first competition with the program, Dawkins helped a team that included former Duke standouts Elton Brand and Shane Battier to an 8-1 record and a bronze medal finish at the 2006 FIBA World Championship in Japan.

As a player, Dawkins finished his Duke career in 1986 as the school's all-time leading scorer and held that honor until Feb. 19, 2006 when Redick scored 30 points in a home win over Miami to surpass his mark of 2,556 points. Prior to the 2002-03 season, Dawkins was named as one of the 50 greatest players in ACC history by the league office. *The Sporting News* named Dawkins the 78th greatest player in college basketball history in its Legends of College Basketball book released in 2002. It was Dawkins' class that helped Duke land a spot among the nation's elite programs.



STAFF

After suffering through an 11-17 freshman season when he was named Freshman All-America, Dawkins led Duke to an 84-21 record over his last three seasons. A native of Washington, D.C., Dawkins was a part of three NCAA Tournament squads. During his senior year as team captain, the Blue Devils played an NCAA record 40 games, won an NCAA record 37 contests and recorded a single season school record 21-game winning streak (that streak has since been broken). That squad went on to win the ACC regular season championship, the ACC Tournament title, and advance to the NCAA Final Four where the Blue Devils lost to Louisville in the National Championship Game in Dallas.

Dawkins set school records for most field goals in a season with 331 in 1986 and most field goals in a career with 1,026. He scored in double figures in a school-record 129 career games, all but four of the contests he played in at Duke. Dawkins led the Blue Devils in scoring all four years of his career, recording the fourth-highest season point figure in school history with 809 in 1986.

In addition, he held Duke career standards for points in ACC regular season action (1,073) and points scored in Cameron Indoor Stadium (1,125), until the 2005-06 season when Redick surpassed both marks. The team leader in assists as a freshman, he ranks sixth in career assists with 555.

An alternate on the 1984 USA Olympic basketball team, Dawkins was a two-time first team All-ACC performer in 1985 and 1986 as well as the school's first consensus two-time, first team All-America. He added ACC Tournament MVP and National Player of the Year accolades as a senior.

A 1986 first-round draft selection (10th pick overall) by San Antonio, Dawkins saw action in nine NBA seasons with the Spurs, 76ers and Pistons.

Upon his retirement from the NBA, he was inducted into the Duke Sports Hall of Fame in September 1996. His jersey number 24 was retired by the school.

Dawkins, who maintained a residence in Durham with his wife, Tracy, during his NBA career, spent the 1996-97 academic year as an administrative intern in the Duke athletic department. He also served as the radio color analyst for all Duke games on the Capitol Sports Network.

The 43-year-old Dawkins graduated from Duke in 1986 with a degree in political science. He and his wife, Tracy, reside in Bahama with their four children — Aubrey, Jillian, Blair and Sean.

Johnny Dawkins Quick Facts

Birthdate September 28, 1963

High School Mackin Catholic High School, Washington, D.C.

College Career Four-year letterman, Duke, 1983-86

College Degree B.A., Political Science, Duke, 1986

College Honors

Co-captain, 1986
 National Player of the Year, 1986
 Consensus All-America, 1985, 1986
 ACC Tournament MVP, 1986
 First team All-ACC, 1985, 1986
 Second team All-ACC, 1983, 1984
 Freshman All-America, 1983
 NCAA East Regional MVP, 1986
 Duke Team MVP, 1983, 1984, 1985, 1986

Coaching Career

Assistant Coach, Duke, 1998-99
 Associate Head Coach, Duke, 2000-present
 Player Personnel Director, USA Basketball Sr. National Team, 2006-08



The Dawkins Family
 (L-R) Aubrey, Jillian, Tracy, Johnny, Blair & Sean

After a standout playing career at Duke that included National Defensive Player of the Year honors in 1998, Steve Wojciechowski returned as an assistant coach for Mike Krzyzewski in 1999-2000. In his first season as a coach, he was instrumental in leading Duke, with seven freshmen on its roster, to a 29-5 record, the Atlantic Coast Conference regular season title (15-1), the 2000 ACC Tournament championship, an NCAA Tournament Sweet 16 appearance and the number one ranking in both major polls following the regular season.



Working primarily with Duke's inside players, Wojciechowski's second year was even better as the Blue Devils won the national championship in 2001, while also capturing the ACC regular season and tournament crowns and posting a 35-4 record. Wojciechowski's influence was evident throughout the year, from the emergence of Casey Sanders as a bona fide inside presence to Reggie Love's strong performances in the ACC Tournament to Carlos Boozer's inspired play at the Final Four after missing six games and playing a limited role in the East Regional semifinal and final. Wojciechowski saw one of his former teammates and pupils, Shane Battier, earn the consensus National Player of the Year award as well as National Defensive Player of the Year for the third consecutive season.

In 2001-02, Wojciechowski was instrumental in leading the Blue Devils to a 31-4 record, their fourth consecutive ACC Tournament championship and fourth straight number one finish in the final Associated Press poll. His primary pupil, Boozer, earned All-America honors and became Duke's career field goal percentage leader. Forward Mike Dunleavy, who moved inside more dur-



ing the 2001-02 season, also earned All-America honors.


The Blue Devils went 26-7 in 2002-03, won their league-record fifth consecutive ACC Tournament title and advanced to the Sweet 16 for the sixth straight season. Wojciechowski's instruction was again felt as senior Casey Sanders, junior Nick Horvath, and freshmen Shelden Williams and Shavlik Randolph all improved as the season progressed.

Duke earned its second trip to the Final Four during Wojciechowski's coaching tenure in 2003-04. Another one of his post pupils, Williams, earned All-America recognition and was the leading vote-getter for the ACC All-Defensive team. The Blue Devils went 31-6 overall, won the regular season ACC title and played in their sixth consecutive ACC Tournament Championship Game before advancing to San Antonio and the Final Four.

In 2004-05, Williams was named the NABC's National Defensive Player of the Year after registering 122 blocked shots and averaging 11.2 rebounds per contest. Duke posted a 27-6 ledger for the year and captured the ACC Tournament title with wins over Virginia, N.C. State and Georgia Tech on consecutive days.

Last season, Williams was again named the NABC's National Defensive Player of the Year as well as a first team All-America. Wojciechowski also saw Williams set school records for career blocked shots and rebounds, while also becoming the first player in NCAA history to register over 1,750 points, 1,250 rebounds, 400 blocked shots and 150 steals in a career. Duke posted a 32-4 record, the program's fourth 30-win season in Wojciechowski's tenure, and captured the ACC regular season and tournament crowns.

"He was a point guard and fed the big men the ball a lot so he knows where the ball is supposed to be and where we are supposed to be posting up," said Williams. "He has done a good job giving us a guard's view of where we need to be posting our bodies in order to get the ball in good position. Also, his energy



STAFF

and passion for the game are unmatched."

Since Wojciechowski joined the Duke staff, the Blue Devils have posted an incredible 211-36 record and won six ACC Tournament championships. Wojciechowski also served as court coach for Mike Krzyzewski, assisting the USA Basketball Senior National Team staff with on-court duties at the team's training camp in Las Vegas in August of 2006.

"He's like a fireball of energy," said Sanders, who was named Duke's Defensive MVP following his senior season. "It's really hard to describe. He expects us to be alert and alive at all times, and he pumps it into everything we do."

"When you come to Duke," said Wojciechowski following Duke's third NCAA title in 11 seasons in 2001, "every year your goal is the national championship. When you don't win one, there is a part of you that feels some emptiness. That was certainly erased with the 2001 championship."

Following his 1998 graduation, Wojciechowski spent time playing professional basketball in Poland before returning to Duke. He spent 1999 as an intern in the Duke Management Company and as a sideline analyst for the Duke Radio Network's coverage of the Blue Devil basketball program.

Wojciechowski played a major role in the resurgence of Duke basketball over his last three years as a collegian. Following a difficult freshman campaign in which the Blue Devils went 13-18, Wojciechowski helped pace the program to a 74-26 mark over the next three seasons.

During his sophomore year, Wojciechowski appeared in all 31



The Wojciechowski Family
(L-R) Lindsay & Steve

Steve Wojciechowski Quick Facts

Birthdate	August 11, 1976
High School	Cardinal Gibbons High School, Severna Park, Md.
College Career	Four-year letterman, Duke, 1995-98
College Degree	B.A., Sociology, Duke, 1998
College Honors	Tri-captain, 1998 NABC National Defensive Player of the Year, 1998 Associated Press Honorable Mention All-America, 1998 Second team All-ACC, 1997 Third team All-ACC, 1998
Coaching Career	Assistant Coach, Duke, 2000-present

games as the Blue Devils went 18-13 and earned a trip back to the NCAA Tournament. He started all 33 contests as the team's point guard during the 1996-97 campaign as the squad collected a 24-9 record, won the ACC regular season title with a 12-4 record, and advanced to the second round of the NCAA Tournament.

But it was the 1997-98 season that completed Duke's journey back to the top of college basketball. Wojciechowski was a tri-captain for a squad that advanced to the NCAA South Regional title game, finished with a 32-4 overall mark, collected 15 regular season ACC victories, and completed the regular season holding the nation's top ranking.

Along with being the top defensive player in the country his senior year, the two-time All-ACC choice also secured honorable mention All-America accolades from the AP.

Wojciechowski finished his career ranked in several of Duke's season and career top 10 lists. He collected the second-highest single season steal total in 1997 with 82 and followed that by tying for the 13th-best figure in 1998 with 74. Wojciechowski ranks eighth in career steals with 203 and eighth in career assists with 505.

The Severna Park, Md., native is 30, and is married to the former Lindsay Alder of Salt Lake City, Utah. The couple was married in August of 2006 and resides in Durham.

STAFF

Former Blue Devil player Chris Collins joined the Duke coaching staff as an assistant coach on July 22, 2000. Collins replaced David Henderson, who was named head coach at Delaware.



His first season as a coach in Durham could not have been better as the Blue Devils won the 2001 national championship with an 82-72 victory over Arizona in Minneapolis. Collins, who works primarily with Duke's backcourt players, saw guard Jason Williams be named a unanimous first team All-America and the National Player of the Year by the NABC. Chris Duhon, a freshman under Collins' tutelage in 2001, was named the ACC Rookie of the Year.

Collins' influence was never felt more than prior to the NCAA Championship game against Arizona. Collins told Mike Dunleavy, who was coming off a poor shooting performance in Duke's victory over Maryland in the national semifinals, to be aggressive against the Wildcats in the title game.

"I just talked to him about going out and being aggressive. If you miss a shot, so what?"

Dunleavy responded, drilling a team-best 21 points, including a historical spurt of three three-point field goals in a 45-second span in the second half to put Duke ahead by 10 points.

"To see him go out the next day and play with that courage and take those shots, just take over the game, was such a gratifying moment for me."

And to the Blue Devil faithful as well.

In 2001-02, Collins' second season at Duke was also impressive as the Blue Devils posted a 31-4 record, won the ACC Tournament for the fourth consecutive season and were ranked number one in the nation in the final Associated Press poll. Williams, one of Collins' understudies, earned National Player of the Year honors for the second consecutive year and became




just one of seven repeat winners of that prestigious honor. Williams also became Duke's second two-time first team consensus All-America, joining Johnny Dawkins as the only Blue Devil to accomplish that feat.

The 2002-03 season was just as special as the staff led a team with six freshmen to a 26-7 record, a fifth consecutive ACC Tournament championship and the Sweet 16 for the sixth straight year. Guard play continued to be a strength for Duke as Chris Duhon (third team All-ACC), J.J. Redick (third team All-ACC and Freshman All-America) and Daniel Ewing (ACC Tournament MVP) all received individual recognition throughout the season.

In 2003-04, Duke returned to the Final Four for the second time in Collins' Blue Devil coaching career. Two of his backcourt players, Duhon and Redick, earned All-America and All-ACC recognition. The Blue Devils went 31-6 overall, won the regular season ACC title and played in their sixth consecutive ACC Tournament Championship Game before advancing to San Antonio and the Final Four.

Collins helped the Blue Devils to a 26-7 overall slate that included the ACC Tournament crown and yet another berth in the NCAA Tournament in 2004-05. Redick was named the National Player of the Year while Ewing was a second round choice of the Los Angeles Clippers in the 2005 NBA Draft.

A year ago, Collins' watched his star pupil Redick register one of the most impressive scoring seasons in Duke history. Redick ranked second in the NCAA with a 26.8 ppg. scoring average, while setting the Duke and ACC career scoring records and the NCAA career three-point field goal record. He was a consensus National Player of the Year and a unanimous first team All-America for the 32-4 Blue Devils. Duke also captured the NIT Season Tip-Off, ACC regular season and ACC Tournament championships in 2005-06.



Collins' six-year resume at Duke includes an overall record of 182-31, five ACC Tourney championships, three ACC regular season titles, three in-season tournament titles and most importantly, the national championship in 2001. Collins also served as court coach for Mike Krzyzewski, assisting the USA Basketball Senior National Team staff with on-court duties at the team's training camp in Las Vegas in August of 2006.

"Coach Collins has really helped my development as a player," says Redick, a two-time National Player of the Year. "He is a former player so he knows a lot of the tricks of the trade and he has taught me a few things that have really helped me, whether it is being able to pick up fouls when we are in the bonus or coming off screens."

Before returning to his alma mater, Collins served as an assistant coach at Seton Hall for two years with Tommy Amaker, a Duke standout himself from 1984-87 and now the head coach at Michigan. In 1999-2000, Collins was part of a staff that guided the Pirates to a 22-10 record and the Sweet 16 of the NCAA Tournament. Prior to Seton Hall, Collins spent the 1997-98 season as an assistant with the WNBA's Detroit Shock.

As a player, Collins played professional basketball in Finland during the 1996-97 season, leading the league in scoring.

While at Duke, Collins was a team captain as a senior and four-year letterman from 1993-96. He still ranks sixth among Duke's all-time leaders in three-point field goals made (209) and attempted (539). Collins averaged 9.1 points, 2.0 rebounds and 2.4 assists as a collegian. He earned second team All-ACC honors as a senior.

Collins and Stan Brunson formed a Duke senior class that had 83 total victories, three NCAA Tournament bids, one Final Four appearance, two ACC regular season championships, an ACC Tournament title, and two in-season tournament championships (the 1992 Maui Classic and the 1995 Carrs Great Alaska Shootout).

As a senior in 1996, Collins had his most productive season, leading the Blue Devils in three-point field goals (79), three-point percentage (.441), free throws made (83) and attempted (115),

assists (132) and steals (37). Collins also ranked second on the team by averaging 16.3 points per game. He was among the ACC leaders in scoring (10th), assists (fourth), field goal percentage (.467, seventh) and free throw percentage (.722, 10th).

Collins is the son of former NBA head coach and all-star, Doug Collins, who is currently the lead television analyst for TNT's coverage of the NBA. The Northbrook, Ill., native joins former Duke standouts Johnny Dawkins (associate head coach) and Steve Wojciechowski (assistant coach) as previous Blue Devil captains on Mike Krzyzewski's staff. Collins is a 1996 graduate of Duke with a bachelor's degree in sociology.

Collins, 32, and his wife Kim reside in Durham with their two children — Ryan (3) and Kate (8 months).

Chris Collins Quick Facts

Birthdate April 19, 1974

High School Glenbrook North High School, Northbrook, Ill.

College Career Four-year letterman, Duke, 1993-96

College Degree B.A., Sociology, Duke, 1996

College Honors

Co-captain, 1996
 First team ACC All-Freshman, 1993
 Great Alaska Shootout All-Tournament, 1995
 Second team All-ACC, 1996
 Two-time ACC Player of the Week, 11/27/95 and 2/26/96

Coaching Career

Assistant Coach, Detroit Shock, WNBA, 1998
 Assistant Coach, Seton Hall, 1999-2000
 Assistant Coach, Duke, 2001-present



The Collins Family

(L-R) Kim, Ryan, Chris & Kate

Mike Schrage
Director of Basketball Operations



Mike Schrage enters his eighth year working with the Duke basketball program and fifth in the role of director of basketball operations in 2006-07. In addition to his operations duties, Schrage will continue to help in many other facets of the program. He served as academic and recruiting coordinator from 1999-2002, his first three years at Duke.


In his current role, Schrage organizes several office activities, including scouting video, overseeing film exchange and assisting the coaches in day-to-day operations. He also oversees and helps with a number of logistical duties, including practice coordination and team travel.

Schrage also has served as the director of Mike Krzyzewski's Basketball Camp the past four summers. In addition, he has also helped coordinate the annual fall Coaches' Clinic as well as the K Academy the past four years. Schrage was a four-year student manager at Indiana from 1994-98 under Bob Knight and coached and coordinated camps during the summers. In 1996, he worked with the U.S. Olympic Basketball Team as a member of its support staff.

Schrage also served as the video coordinator for the USA Basketball Senior National Team staff at the 2006 World Championship games in Japan. He is scheduled to serve in the same capacity through the 2008 Beijing Olympics.

After graduating from Indiana with a B.S. in kinesiology in 1998, Schrage was an administrative assistant for the Mississippi men's basketball team in 1998-99. There, he performed many of the same duties as he does now. In his one year working under head coach Rod Barnes, Schrage was part of the first Mississippi team to win an NCAA Tournament game. During his 11 years in college basketball, Schrage has worked for an NCAA Tournament team every year.

Originally from Atlanta and a graduate of St. Pius X High School, Schrage, 30, and his wife, Amanda have one son, Andrew (2), and reside in Durham.



The Schrage Family
(L-R) Amanda, Andrew & Mike

Mike Schrage Quick Facts

Birthdate April 2, 1976

High School St. Pius X, Atlanta, Ga.

College Degree B.S., Kinesiology, Indiana, 1998

Professional Career

Administrative Assistant, Mississippi, 1998-99

Administrative Assistant, Duke, 2000

Recruiting and Academic Coordinator, Duke, 2001-02

Director of Basketball Operations, Duke, 2002-present

Video Coordinator, USA Basketball Sr. National Team, 2006-08

Kenny King
Academic Coordinator

Kenny King enters his fifth year working with the Duke basketball program on a full-time basis. The 28-year-old returned to his alma mater during the summer of 2002 as the basketball program's academic and recruiting coordinator. In 2006-07, he will focus primarily on the team's academic progress and career planning.

King's main responsibilities include class scheduling, tutoring, time management and long-term academic and career planning, and serving as the liaison for campus affairs. In addition to his academic and campus duties, King is also involved in Duke's day-to-day basketball operations. He assists the Blue Devil coaching staff with various recruiting responsibilities and the coordination of the Coaches' Clinic. King also assists with the direction of Mike Krzyzewski's basketball camp and the K Academy.

King served four years as a student manager at Duke from 1996-2000. Following his graduation in 2000, King worked at Morgan Stanley for two years as an Analyst in the Fixed Income Division both in their New York and London offices.

King, a native of Harrison, N.Y., graduated cum laude from Duke with a bachelor of science degree in economics and minor in chemistry. Currently, King is an Executive MBA candidate at Duke's Fuqua School of Business. A graduate of Iona Preparatory School, King and his wife, the former Robin Hutchison, have one son, John Kenny III "Jack", born February 10, 2006.



Kenny King Quick Facts

Birthdate April 16, 1978

High School Iona Prep, New Rochelle, N.Y.

College Degree B.S., Economics, Duke, 2000

Professional Career
Fixed Income Analyst, Morgan Stanley, 2000-02
Academic Coordinator, Duke, 2002-present

Brian DeStefano
Graduate Assistant/Head Team Manager

Brian DeStefano was named head team manager in July of 2006 following one season as a graduate assistant/manager for the Duke men's basketball team.

A 2005 Duke graduate with a bachelor of arts degree in political science, DeStefano is currently obtaining a master's of degree in political science with an expected completion date of May, 2007.

DeStefano, a manager for the Duke men's basketball team from 2001-05, is single and resides in Durham.



The King Family
(L-R) Robin, Jack & Kenny

David Bradley
Recruiting Coordinator

David Bradley, a 2004 Duke graduate, enters his third year as the team's recruiting coordinator for the men's basketball program. The 25-year-old's main responsibilities include coordinating Duke Basketball's recruiting efforts in collaboration with the coaching staff and assisting in marketing Duke Basketball and Coach K. Bradley produces the team's monthly magazine, Blue Planet, along with various other team publications and mail-outs. Additionally, he assists the Legacy Fund and the Director of External Relations with various marketing and publications tasks.

The West Simsbury, Conn., native earned his B.S. degree from Duke in sociology while minoring in political science, and he graduated cum laude with honors in sociology. In addition to assisting the Director of Basketball Operations with all aspects of the recruiting process while at Duke, Bradley was named the school's Co-Club Sports Athlete of the Year in 2004 after playing on the club ice hockey team for four years. The son of Michael and Virginia Bradley is a graduate of Westminster School and currently resides in Durham.



Basketball Staff

Gerry Brown
*Administrative Assistant to Head Coach/
Special Assistant to the President*



Gerry Brown is in her 12th season as Mike Krzyzewski's administrative assistant. Besides Brown's office administrative duties, she coordinates all ticket requests for the coaching staff and players.

This is her 19th year working in the basketball office. She has been at Duke University working in the Physical Education Department and later in the Duke Athletics Ticket Office.

Brown and her husband, Philip, reside in Durham. They have two children, Philip and Megan.

Laura Ann Howard
Administrative Secretary



Laura Ann Howard is in her 16th season in the Duke basketball office as administrative secretary. She works closely with the Blue Devil assistant coaches, assisting them with their schedules, travel and recruiting responsibilities. Howard coordinates administrative duties involving the Duke basketball staff and players as well as the Legacy Fund.

Howard and her husband, Steve, reside in Durham with their two daughters, Rachel Ann (10) and Emma (7), and their son, Jake (3).

Col. Tom Rogers
Special Assistant



Col. Tom Rogers, formerly an assistant basketball coach for Mike Krzyzewski, is still involved with the Duke basketball program as a special assistant.

Rogers graduated from the U.S. Military Academy in 1947 and served in the Army until 1977, when he retired as a Colonel. Before coming to Duke, he served as an officer representative, basketball advisor and recruiting coordinator for all sports at West Point.

Rogers resides in Pinehurst, N.C.

Jose Fonseca
Athletic Trainer



Jose Fonseca is in his third year as basketball athletic trainer at Duke University. Fonseca arrived at Duke after spending two seasons in a similar role at University of Nebraska, where he also assisted with the Cornhuskers' nationally ranked football program. Prior to Nebraska, he was the athletic trainer for men's basketball and baseball at East Tennessee State University from 1999-2002.

Originally from San Salvador, El Salvador, Fonseca earned a B.S. degree in exercise and sports science with an emphasis in athletic training at The Pennsylvania State University in 1997. He returned to Penn State to earn his master's degree in kinesiology in 1999.

He is married to the former Janna Cinnamon of Omaha, Neb.

Lindy Frasher
Performance Development Coordinator



Lindy Frasher begins her fourth season working with the Duke basketball team.

Under the supervision of Dr. Keith Brodie, Frasher provides guidance and support to our student-athletes, instructs them on performance enhancement techniques, and consults with the coaching staff to evaluate the team's progress and well-being. Frasher is visible at the team's practices and at coaches' meetings to give the student-athletes and staff a non-basketball perspective on the development of the team.

In addition to her responsibilities at Duke, she begins her fourth year as psychology instructor and student advisor at Durham Academy.

Frasher graduated magna cum laude from Wake Forest University in 1999 with a B.S. in psychology and minors in Spanish and theater. She earned her master's degree in clinical psychology from Pepperdine University in 2001.

The middle daughter of Mike Krzyzewski, Frasher and her husband, Steve, reside in Durham. They have one son, Quin, born on July 26, 2006.

Jon Jackson
*Assistant Athletic Director/Communication
and Media Relations*



Jon Jackson was named Duke sports information director in January 2000 and was promoted to assistant athletic director for communication and media relations in July 2004. He is responsible for coordinating all phases of the Blue Devils' media relations efforts and also oversees the promotions department. Jackson arrived at Duke after serving as an assistant athletic director for communication at Southern Methodist University in Dallas.

He worked in the SMU Sports Information Department since 1991 when he started as an assistant sports information director. He was named SMU's sports information director in April 1996 and promoted to assistant AD/communication in 1999. Jackson oversaw the media efforts for all 17 of SMU's intercollegiate sports and served as the primary media contact for the Mustangs' football and men's basketball programs.

Jackson went to SMU after working for one year as a staff assistant at Florida in 1990-91 and three years as a student assistant at the Penn State SID office. He also interned with the United States Olympic Committee during the summer of 1990. A native of Lebanon, Pa., Jackson graduated from Penn State with distinction in 1990 with a B.A. degree in mass communications.

Jackson, his wife Cheryl and his six-year-old daughter, Kailey, reside in Durham.

STAFF

Dave McClain
Head Equipment Manager



David McClain enters his 13th year with the Duke Athletic Department. He works with the men's basketball program, Olympic sports, intramurals, club sports and physical education classes as the equipment manager.

He is responsible for organizing and upkeeping the team's uniforms and equipment for both practices and games.

McClain, a native of Mooresville, N.C., is a 1988 graduate of Clemson University with a B.S. degree in Industrial Education.

McClain and his wife, Lisa, have two children, Ashley (13) and Kristin (11). The McClain family resides in Mebane.

Matt Plizga
Assistant Sports Information Director



Matt Plizga enters his sixth year as a member of the Sports Information Department. He joined the SID staff as an intern in 2001 and was promoted to assistant sports information director during the spring of 2003.

Plizga graduated from Penn State Erie - The Behrend College in 1999 with a B.A. degree in communication studies. He was a four-year letterman on the men's basketball team, helping the Lions to the 1999 ECAC Championship. He then served a two-year graduate assistantship at Edinboro University, earning a master's degree in speech and communication studies.

A Windsor, Ohio native, Plizga resides in Rougemont with his wife, Erin, and their two sons, Zander (2) and Zachary, born August 19, 2006.

William Stephens
Assistant Strength and Conditioning Coach



Assistant strength and conditioning coach William Stephens is in his ninth season with the Duke athletics program. Stephens is the strength and conditioning coordinator for men's and women's basketball.

The 41-year-old is a native of Whiteville, N.C. A 1983 graduate of West Columbus High School in Cerro Gordo, N.C., Stephens was a Three Rivers first team All-Conference offensive lineman in 1982. He graduated from N.C. Central University in 1987 with a degree in criminal justice. Stephens worked 13 years in law enforcement before moving into athletics. He was an accomplished weightlifter, as he was a three-time State Drug-Free Powerlifting champion from 1991-93. He also held the state record in the deadlift (661 lbs.) in 1993 and won a gold medal at the World Championships for Law Enforcement in 1994.

From 1992-95, Powerlifting USA Magazine ranked Stephens in the National Top 100 for the 242-pound weight class. A member of the National Strength and Conditioning Association, Stephens has been a certified strength and conditioning specialist (CSCS) since 1996. He also is a member of USA Weightlifting as a Certified Club Coach.

Stephens resides in Morrisville, N.C., with his eight-year-old son, William (P.J.).

Margaret Wilson
Receptionist



Margaret Wilson is in her second season as a receptionist for the men's basketball office. In this role, Wilson assists with day-to-day operations while coordinating the player autograph requests that are submitted each year to the office.

A native of Gainesboro, Tenn., Wilson joined the Duke staff following a three-year stint with the Durham County Sheriff's Office.

Wilson, widow of the late Kenneth Wilson, resides in Mebane.

2006-07 Senior Managers



Kevin Cullen
Durham, N.C.



Chris Lauten
Orlando, Fla.



Scott Naturman
Morristown, N.J.



2006-07 Managers

(Front Row, L-R) Scott Naturman, Chris Lauten, Kevin Cullen. (Back Row, L-R) Franklin Miller, Joey McMahon, Brett Greenberg, Griffin Tormey, Josh Oyster

Duke Basketball Legacy Fund

Duke Basketball and world-class success are synonymous. Building the financial infrastructure of the program through the Duke Basketball Legacy Fund and its other development initiatives are imperative to continue that success. Coach K's driving force behind the mission to build an everlasting basketball program speaks for his desire to see the program sustained well past his coaching days.

The Legacy Fund began in January 2000 with the aim to establish a comprehensive endowment fund for player scholarships, coaches' salaries and operational budget, build a capital fund to enhance historic Cameron Indoor Stadium, address year round training needs and meet the overall demands of the program well into the future. Each of the 30 partners to the Fund, as of October 2006, have contributed a minimum of \$1 million each and contributed a total of over \$37 million to date.

One of Duke's all-time greats and one of only 11 players in school history to have his jersey number retired, Grant Hill, has once again led the Blue Devils by serving as the Chairman of the Duke Basketball Legacy Fund. He accepted the position as he has everything in his life, with a full commitment to excellence. The six-time NBA All-Star and three-time college All-America led off the fundraising initiative with a \$1 million gift to endow a scholarship in his and his wife Tamia's names.

A total of eight player scholarships and a manager scholarship have now been fully endowed, including a new player scholarship donated by Christian Laettner and Brian Davis, who both played major roles in Duke's capturing of back-to-back NCAA titles in 1991 and 1992. The pair also contributed a major gift to Duke's newest endeavor - the building of The Center for Athletic Excellence, adjacent to Cameron, which will house a new state-of-the-art training facility for men's basketball.

In recent years, several other programs have grown from the initial and unique Legacy Fund development plan. In 2002, Duke became just the second school to initiate a Venture Capital Co-Investment Fund within an athletic department and that group now numbers 17 strong with each investor giving a \$50,000 gift. Duke basketball's connection with the Fuqua School of Business has translated into the annual Coach K / Fuqua Conference on Leadership and three years ago established the unique Fuqua / Coach K Center on Leadership & Ethics.

Another anchor to the year-round Duke Basketball efforts has been the summer basketball fantasy camp, the K Academy. Each year campers from around the country join Duke's former players for a five-day one-of-a-kind Duke Basketball experience. This past summer, 57 campers and 20 former Duke players came to Cameron for the experience.

As National Coach of the Decade for the 1990s and Duke's visionary leader, Coach K endeavors to secure the future of the program. With the creation of the Duke Basketball Legacy Fund, the program's heralded past as well as its future success will be forever linked.

Mike Cragg
Associate Director of Athletics/
Director of Legacy Fund



Mike Cragg joined the Duke Athletics Department in May of 1987 as an assistant SID. He was promoted to Sports Information Director in 1990 and spent 10 years in that role before moving into the director's position of the newly created Duke Basketball Legacy Fund during the fall of 1999.

In 2004, Cragg was promoted to associate athletic director. Cragg has numerous administrative responsibilities within the basketball operation, including the coordination of the annual K Academy, the Duke Venture Capital Co-Investment Fund and the establishment of the Fuqua / Coach K Center of Leadership & Ethics. In addition he coordinates the planning and implementation of projects in and around Cameron Indoor Stadium, including the new Center for Athletic Excellence, which will house a state-of-the-art basketball training facility.

The Basketball Legacy Fund is a unique and intimate donor program established to endow the basketball program as well as finance basketball-related projects. Partners in the Fund, which is now at 30 members, give a minimum gift of \$1 million and have provided over \$37 million in funds since its inception. Serving as Chairman of the Fund is former Duke All-America and multiple All-NBA performer Grant Hill.

Cragg, a native of Yakima, Wash., is a 1986 graduate of the University of Washington. He has helped coordinate media operations at numerous national events, including serving on the NCAA Men's Basketball Final Four Media Coordination Committee in 1993, 1995, 1997, 1998 and 2000. He and his wife, Paige, live in Durham with their daughters Shelby (14) and Michaela (12).

Duke Basketball Endowed Scholarships

Grant & Tamia Hill Scholarship

2001	Nate James
2002	Mike Dunleavy
2003	Dahntay Jones
2004	Chris Duhon
2005	J.J. Redick
2006	Shelden Williams
2007	Josh McRoberts

David T. Borman Memorial Scholarship

2003	Andy Borman
2004	Andy Borman
2005	Shavlik Randolph
2006	Sean Dockery
2007	Jamal Boykin

Bill Jessup Scholarship

2003	Chris Duhon
2004	Daniel Ewing
2005	Patrick Johnson
2006	Jamal Boykin
2007	Martynas Pocius

Kevin & Gayla Compton Scholarship

2004	J.J. Redick
2005	Shelden Williams
2006	DeMarcus Nelson
2007	Greg Paulus

Gunnar Peterson Scholarship

2004	Sean Dockery
2005	Lee Melchionni
2006	Greg Paulus
2007	Lance Thomas

Capt. Bill Krzyzewski Scholarship

2004	Nick Horvath
2005	Daniel Ewing
2006	J.J. Redick
2007	DeMarcus Nelson

Christian Laettner & Brian Davis Scholarship

2006	Josh McRoberts
2007	Gerald Henderson

Michael & Candace Olander Scholarship

2006	Lee Melchionni
2007	David McClure

Gopal Varadhan Memorial Manager Scholarship

2004	Max Perkins
2005	Six senior managers
2006	Brian DeStefano
2007	To be determined

STAFF

Debbie Krzyzewski Savarino
Assistant Director of the Legacy Fund &
Director of External Relations



Debbie Krzyzewski Savarino joined the Duke staff in August of 2002 and was elevated to the role of assistant director of the Legacy Fund this past summer. She also coordinates the basketball program's external relations. Savarino began as program coordinator of the K Lab, prior to being named director of external relations for Duke Basketball in August 2004.

In her new role, Savarino will have fund raising responsibilities within the Legacy Fund, a seven-year old Fund established to ultimately endow the entire basketball program. In addition, she will continue to be the main liaison with Duke basketball's external relationships – most significantly being the Duke Children's Hospital, the Emily Krzyzewski Family Life Center, the Jimmy V Cancer Research Foundation and the K Lab. Savarino also oversees operations for the Duke Basketball banquet and the annual team poster production.

The oldest daughter of Duke head coach Mike Krzyzewski, Savarino is involved in many community activities, including serving on the board of the Emily Krzyzewski Family Life Center. Additionally, she will assist fundraising efforts at Duke, including special event coordination around the K Academy and Legacy Fund events.

A 1993 Duke graduate with a degree in sociology, she and her husband, Peter, reside in Durham with their four children, Joey (7), Michael (5), Carlyn (3) and Emelia (3).

Rachel Fish Curtis
Associate Director of the Legacy Fund



Rachel Fish Curtis began working in the Duke basketball office in July 2001 as the assistant to Mike Cragg, director of the Legacy Fund.

Curtis assists in all phases of the Legacy Fund, including coordinating the Venture Capital Co-Investment Fund, producing marketing materials, overseeing the implementation of all display and design components in and around Cameron Indoor Stadium, correspondence, hosting fund-specific events, and other special events at Duke including the K Academy the past four years. She was promoted to assistant director of the Legacy Fund in July of 2003 and to associate director this past summer.

A 1996 graduate of Duke, she and her husband, David, reside in Durham with their son, Ben (1). The couple is expecting their second child in November.

Erin Andrews
Legacy Fund Intern



Erin Andrews joins the Duke Basketball Legacy Fund staff as an intern for the 2006-07 academic year. Andrews will have responsibilities on the day-to-day operations to enhance Cameron Indoor Stadium's historic displays and also coordinate the game day stewardship program for Legacy Fund partners.

She has worked as an hourly student worker the past two summers in the basketball program. She is a 2006 Elon University graduate with a degree in Leisure and Sport Management.

Center for Athletic Excellence



The \$15.2 million Center for Athletic Excellence (CAE) will be a first-class athletics complex designed to inspire, enhance and celebrate Duke University's extraordinary student-athletes in all 26 intercollegiate sports. The CAE will contain three vital components, all different in their use, but all three providing Duke University's student-athletes and the entire University community with a superior mental and physical training and preparation facility.

The first area, serving as the gateway to Duke's athletics campus and facing Wallace Wade Stadium will be the Johnson/Campbell Academic Support Center. This key area will serve as the home to over 600 student-athletes and their pursuit of academic excellence. The Support Center will be nearly double the existing space to expand tutoring, computer resources, one-on-one counseling and ample team study space.

On the side facing the sparkling new David Rubenstein Center on Duke's West Campus will be a large gathering space — the Gil & Ruth Scharf Event Hall. This banquet space for up to 300 people will be one of the most unique areas on all of Duke's campus.

The centerpiece of the 56,000 square foot Excellence Center will be two full-sized basketball courts in the Spike & Mary Yoh Practice Gymnasium to enhance year-round training for Duke's basketball programs. The gem of the basketball training facility will be the Player Development Wing featuring a world-class weight and conditioning room, and a state-of-the-art team and individual video viewing complex. Additionally, the Wing includes a Legacy Locker Room, an area for Duke's past players to call home for their offseason training. It will link Duke's past with the present in a private access training area to help keep Cameron Indoor Stadium a year-round tourist and visitors' destination point as well as keeping the arena open for large University gatherings and student concerts, as well as intercollegiate volleyball and wrestling competitions.

Gathering space in and around the Center for Excellence is another crucial piece of the project as the CAE will link Duke's many athletic facilities — baseball, soccer, tennis, lacrosse, football and basketball — within a short walking distance from one another. The Aubrey & Katie McClendon Plaza and Terrace will be a leisure and activity space highlighted by sitting benches, trees, bushes, and upscale landscaping with possible water features.

Construction on the Center began in September 2006 as fundraising for the building continues. The first-class and unparalleled Center is expected to be open in January 2008.

Joe Alleva, a member of the Duke athletic department since 1980, was named the school's sixth director of athletics on February 25, 1998, and has upheld the stature of the department by striving for success on and off the playing field.



Here is a look at some of the key accomplishments by the Duke athletic department under Alleva's guidance:

- Five NCAA National Championships (Duke has eight overall)
- 16 Final Four participants
- 40 ACC Championship teams
- Seven Top 25 Directors' Cup finishes (three top 10 finishes)
- 59 Academic All-America selections
- 129 All-Americans (212 honors)
- 232 All-ACC selections (349 honors)
- 10 National Player of the Year awards (13 honors)
- 6 National Rookie of the Year selections
- 14 National Coach of the Year selections
- 30 ACC Rookie of the Year selections
- 30 ACC Coach of the Year awards
- 22 ACC Player of the Year selections (29 honors)

Alleva had served as Duke's associate athletic director for 11 years prior to his elevation, and has been at the University for 30 years.

The 53-year-old native of Suffern, N.Y., joined the athletics staff in 1980 and was named assistant athletic director in July of 1986. He has also served as assistant director of the Iron Dukes during his tenure. In 1987, Alleva was promoted to associate athletic director, assuming a great deal of responsibility for all day-to-day operations of the department. He also served as the athletics business manager during Duke's rapid growth from the mid-1980s until 1998.

ACC Championships (since spring of 1998)

Rank	School	ACC Championships
1.	North Carolina	42
2.	► Duke	40
3.	Virginia	31
4.	Florida State	23
5.	Maryland	18
	Clemson	18
7.	Georgia Tech	14
8.	N.C. State	13
9.	Wake Forest	6
10.	Miami [^]	4
11.	Virginia Tech [^]	1
12.	Boston College ^{<}	0

[^] Miami & Virginia Tech joined the ACC for the 2004-05 season
[<] Boston College joined the ACC for the 2005-06 season

Duke athletics has flourished under Alleva's leadership. The Blue Devils finished fifth in the 2005 United States Sports Academy Division I Directors' Cup, which rates athletics departments based on the success of its teams. Duke followed up its impressive 2005 performance with an eighth-place finish in 2006, marking the first time in school history that it placed in the top 10 in successive seasons. In 2000-01, Duke won a school-record seven ACC Championships and captured the inaugural Carlyle Cup, which is a competition between the Duke and North Carolina athletic departments.

Five Duke teams — men's basketball in 2001, women's golf in 1999, 2002, 2005 and 2006 — have won national championships since Alleva's appointment as athletic director. Since taking over the helm at Duke, Alleva's teams have notched 40 ACC Championships, the second-highest total among ACC schools since the 1997-98 campaign. Duke has won at least four ACC

Championships in seven of the eight years Alleva has been athletic director (not counting the 1997-98 spring). Duke's top six seasons in regards to conference championships are under Alleva, including the school-record seven titles in 2000-01.

With the addition of new facilities and staff to better serve the Duke student-athlete, an emphasis has been placed on fundraising, with new staff members overseeing this important area of growth. Alleva's fundraising efforts have reached extensive heights. In 1998, a campaign was launched publicly with a goal of \$65 million and, less than three years later, the standard was increased to \$130 million



Duke All-Time Director's Cup Finishes

Year	Finish	Points	ACC Finish
1993-94	26th	451.5	4th
1994-95	21st	423.5	3rd
1995-96	39th	409.5	6th
1996-97	23rd	506.5	3rd
1997-98	28th	290.0	3rd
1998-99	7th	510.0	1st
1999-00	24th	566.0	3rd
2000-01	16th	722.0	2nd
2001-02	30th	600.0	4th
2002-03	21st	643.0	3rd
2003-04	18th	706.5	2nd
2004-05	5th	1,021.25	1st
2005-06	8th	851.25	2nd

when the department brought in over \$110 million. The Iron Dukes have gone from raising \$5 million during the 1997-98 academic year to more than \$10 million annually.

Highlighting the use of the millions of dollars raised is the Yoh Football Center, a \$22 million project completed in the summer of 2002. The 70,000-square foot facility is the home of Duke Football. The latest major facility upgrades include the multi-million dollar Center for Athletic Excellence, which will house three major components — the Jack Campbell Academic Support Center, the University Events Center that will provide all areas of the campus with a premier event space and a basketball training complex for both the men's and women's teams. Included in the facility will be vastly expanded academic space, new weight rooms, team and individual video rooms, meeting rooms and banquet facilities able to accommodate 300 people. Groundbreaking on the 56,000 square-foot center occurred in September of 2006.

While continuing its excellence in competition, Duke has not lost sight of its obligation to educate its student-athletes. Duke's graduation rates for its student-athletes continue to rank among the best in the nation. In 2006, Duke finished first among league schools on the ACC Academic Honor Roll for the 18th consecutive year (362 Blue Devil student-athletes maintained a grade point average of 3.0 or better in 2005-06).

In the 2006 National Collegiate Scouting Association Power Rankings that combine a school's Directors' Cup finish, its athletic graduation rates and its academic ranking in *U.S. News and World Report*, Duke was the No. 1 Division I school in the nation, topping Stanford, Notre Dame, Princeton and Harvard. Duke also finished first in this listing in 2005 and second in 2004.

Additionally, Duke student-athletes continue to reach out to the local community through several athletic department programs, including Duke's award-winning Verizon Read with the Blue Devils. This program is entering its 15th year and assists Durham teachers by providing reading incentives to third and fourth graders. Other partnerships include SAAC (Student Athletic Advisory Committee) members serving in the Urban Ministries Soup Kitchen, adopting families through Project Share at Christmas, hosting students from the Oxford Housing Authority at home football games and partnering with E.K. Powe Elementary School to host the annual Winter Fun Day in February of each year. There are dozens more outreach programs in which Duke student-athletes are involved.

Alleva also established a visionary Athletics Advisory Board in 1999 made up of influential business and sports leaders throughout the country with interests in the Duke athletics program.

"We want to strive for excellence without cutting any corners," said Alleva of the highly successful program he runs. "We

attempt to give our student-athletes a great experience while they are here. That means providing access to outstanding facilities, coaching staffs, administrative support and academics. They will be part of the Duke family forever and we want them to leave Durham with wonderful memories."

Alleva played football and baseball at Lehigh and was football captain in 1974. He received his bachelor's degree in 1975 majoring in finance and served as a graduate assistant football coach for Lehigh, earning an MBA in 1976. Alleva began serving Duke in 1976 working for the vice president for business and finance.

He has played a key role in Durham's community sports scene over the last several years. He started Little League Baseball in Durham over 15 years ago, and also began the American Legion baseball program in the area. Alleva is a member of the North Carolina American Legion Hall of Fame, Suffern H.S. Hall of Fame and the Rockland County Hall of Fame.

Alleva also is taking a more active approach on the national collegiate athletics scene, serving on the Atlantic Coast Conference's committees on football, men's basketball, television and finance while representing the ACC on the NCAA's Championship Cabinet.

Alleva and his wife, Annie, have two sons, J.D. (Duke, '01) and Jeff (Duke, '03) along with a daughter, Jenny (scheduled to graduate from Duke in 2007). A 24th-round pick by the Kansas City Royals in the 2001 Major League Baseball Amateur Draft, J.D. was in the Royals' minor league system while Jeff finished his baseball career at Duke in 2003 and signed a free agent contract with the Royals following his senior season. Jenny is a current member of Duke's women's soccer team.

Duke Athletics Advisory Board

Joe Alleva established a visionary Athletics Advisory Board in 1999 made up of influential business and sports leaders throughout the country with interests in the Duke athletics program. The board was developed to work with Alleva and the associate athletics director for development on strategic planning for athletics, including the department's participation in The Campaign for Duke. The board includes:

Rex Adams
 Bill Baxter
 Sara Brandaleone
 Steve Brooks
 Darryl Copeland
 Gene Corrigan
 Anthony Dilweg
 Chris Douglas
 John Forlines, III
 Kip Frey
 Bob Garda
 Staley Gentry
 Sue Harnett
 Leo Hart (Chairman)
 Grant Hill
 Kate Kaiser
 K.D. Kennedy, Jr.
 Billy King
 John Koskinen
 Sean McManus
 Jay Pelosky
 Derek Penn
 Biff Poggi
 Karl Sheffield
 Cary Weems
 Morris Williams
 Anne Worcester
 Harold "Spike" Yoh
 Mary Yoh
 Gwynne Young



Dr. Chris Kennedy
▶ Senior Associate
Director of Athletics



Mitch Moser
▶ Associate Director of
Athletics



Jacki Silar
▶ Associate Director of
Athletics



Tom Coffman
▶ Associate Athletic
Director for Development
& Planning



Brad Berndt
▶ Assistant Director of
Athletics/Academic
Services



Mike Sobb
▶ Assistant Athletic
Director of Marketing



Dr. Kathleen Smith
▶ Faculty Athletic
Representative



Shelia Allen
▶ Athletics Ticket
Manager



David Almodova
▶ Assistant Director of
Promotions



Laurie Carver
▶ Computer System
Administrator



Art Chase
▶ Sports Information
Director



Mary Dinkins
▶ Director of the Varsity
Club



Don Fowler
▶ Assistant Director of
Development/Major Gifts
Director



Luci Hill
▶ Business Manager



Tim Oris
▶ Assistant Ticket
Manager



Mike Ryan
▶ Assistant Director
of Facilities



Shawn Sease
▶ Director of Special
Events & Stewardship



Bart Smith
▶ Director of Promotions



Curtis Snyder
▶ Director of Internet
Operations



Jack Winters
▶ Director of Iron Dukes



DUKE EXPERIENCE

2006-07 ■ BASKETBALL ■ YEARBOOK

DUKE UNIVERSITY

Majors at Duke

African & African-American Studies
Art & Art History
Biological Anthropology & Anatomy
Biology
Biomedical Engineering
Canadian Studies
Chemistry
Civil & Environmental Engineering
Classical Languages
Classical Studies
Comparative Area Studies
Computer Science
Cultural Anthropology
Economics
Electrical Engineering
English
Environmental Sciences & Policy
French Studies
Geology
Germanic Languages & Literature
History
Italian Studies
Literature
Mathematics
Mechanical Engineering & Materials Science
Medieval & Renaissance Studies
Music
Philosophy
Physics
Political Science
Psychology
Public Policy Studies
Religion
Russian
Sociology
Spanish
Theater Studies
Visual Arts
Women's Studies





DR. RICHARD H. BRODHEAD
President
Duke University



Duke University was created in 1924 by James Buchanan Duke as a memorial to his father, Washington Duke. The Dukes, a Durham family who built a worldwide financial empire in the manufacture of tobacco and developed the production of electricity in the two Carolinas, had long been interested in Trinity College. Trinity traced its roots to 1838 in nearby Randolph County when local Methodist and Quaker communities joined forces to support a permanent school, which they named Union Institute. After a brief period as Normal College (1851-59), the school changed its name to Trinity College in 1859 and affiliated with the Methodist Church.

The college moved to Durham in 1892 with financial assistance from Washington Duke and the donation of land by Julian S. Carr. In December 1924, the school's trustees gratefully accepted the provisions of James B. Duke's indenture creating the family philanthropic foundation, The Duke Endowment, which provided, in part, for the expansion of Trinity College into Duke University.

As a result of the Duke gift, Trinity underwent both physical and academic expansion. The original Durham Campus became known as East Campus when it was rebuilt in stately Georgian architecture. West Campus, Gothic in style and dominated by the soaring 210-foot tower of Duke Chapel, opened in 1930. Academic expansion of the university included the establishment of new graduate and professional schools.

Modern times have seen Duke realize its founder's aspirations to become a major center of learning. The Duke University Medical Center has achieved international prominence, and many Duke schools and departments are consistently ranked among the nation's best.

Some quick facts about Duke include:

- Duke has a student:faculty ratio of 10:1
- Seventy-five percent of classes at Duke have 16-35 students
- Student-athletes make up more than 10 percent of the Duke student body
- Duke has six professional schools — Fuqua School of Business, Divinity, Nicholas School of the Environment and Earth Sciences, Law, Medicine and Nursing —and two undergraduate schools — Trinity College (Arts & Sciences) and Pratt School of Engineering
- Ninety-three percent of Duke students graduate in four years



DURHAM, NORTH CAROLINA

Located in the heart of North Carolina's rolling Piedmont region, Durham stands out as a gem among southern cities. Through the years, the city has evolved from a tobacco and textile town into an international center for medicine, scholarship, biotechnology and electronics.

Founded in 1853, Durham is widely recognized for its diversity. Originally a manufacturing center, the city now is known for excellence in medicine, education, research and industry. The wide range of activities available in the area lends the city a multifaceted appeal that strikes even first-time visitors.

Durham has a natural appeal as well, characterized by 98,000 acres of hardwood and evergreen forests including the only remaining old growth Piedmont bottomland forests and 7,800 acres of cropland. Hills and dales, meandering rivers and streams, several lakes, 26 rare plant species and several rare species of birds and animals can also be found here.

With 227,000 residents in the one-city county, Durham is the fourth-largest city in North Carolina. It is ideally located on the large and small scale. Within the immediate area it stands as the pinnacle of the "Triangle" region of North Carolina, a metropolitan population of 1,000,000 people that includes Chapel Hill to the south and west and Raleigh, the state capital, to the south and east. On a regional level, this area is the primary center of culture, sports, education and government between Washington, D.C., and Atlanta.

With excellent sports and cultural activities in the area, Durham is a fun place to be. People from all walks of life — academic, industrial, professional, agricultural — blend to provide a warm, rich sense of hospitality and diversity.



NORTH CAROLINA FIRST IN FLIGHT



North Carolina is a state of diversity — diversity in its population, in its economic production and in its beautiful scenery. According to the 2000 census, North Carolina was the home to more than eight million people of many nationalities.

Known for its major production of tobacco, North Carolina is also a major producer of textiles and furniture, fueled by the thousands of acres of forests that cover the state. Among its other leading products are broilers, hogs, turkeys, greenhouse products, sweet potatoes, corn, soybeans, peanuts and eggs. In addition, there are hundreds of coastal fisheries that yield shrimp, menhaden and crabs as the primary catches.

The scenery throughout the state is diverse and beautiful. From the mountains to the west and the beaches adjoining the Atlantic Ocean to the east, North Carolina is one of the nation's most picturesque states. Some of the state's attractions include the Great Smoky Mountains, the Blue Ridge National Parkway, the Cape Hatteras and Cape Lookout National Seashores, the Wright Brothers National Memorial at Kitty Hawk, Guilford Courthouse and Moores Creek National Military Parks. This scenery, enhanced by a mild climate with enough rainfall to assist with the state's abundant greenery, attracts millions who visit annually to take advantage of its clean and uncluttered beaches, its string of forests and the mountain ranges.

In recent years, North Carolina has become a favorite place for the entertainment industry. Some of the TV shows and movies filmed in the state include *Cast Away* (2001), *Dawson's Creek* (1997-2003), *Forrest Gump* (1994), *Bull Durham* (1988) and *Dirty Dancing* (1987).

THE ACC

ATLANTIC COAST CONFERENCE



BOSTON COLLEGE



CLEMSON



DUKE



FLORIDA STATE



GEORGIA TECH



MARYLAND



MIAMI



NORTH CAROLINA



N.C. STATE



VIRGINIA



VIRGINIA TECH



WAKE FOREST

ACC
ATLANTIC COAST CONFERENCE



ACC TOURNAMENT

March 8-11, 2007
Tampa Bay, Fla.

2007





Consistency. It is the mark of true excellence in any endeavor. However, in today's intercollegiate athletics, competition has become so balanced and so competitive that it is virtually impossible to maintain a high level of consistency.

Yet the Atlantic Coast Conference has defied the odds. Now in its 53rd year of competition, the ACC has long enjoyed the reputation as one of the strongest and most competitive intercollegiate conferences in the nation. And that is not mere conjecture, the numbers support it.

Since the league's inception in 1953, ACC schools have captured 100 national championships, including 52 in women's competition and 48 in men's. In addition, NCAA individual titles have gone to ACC student-athletes 130 times in men's competition and 71 in women's action.

If success is best measured in terms of wins and losses, then the ACC is unrivaled in NCAA annals. ACC teams have captured 10 NCAA basketball championships, including six over the last 16 years, three by Duke. No conference has posted a better NCAA Tournament record than the ACC since the NCAA's inaugural tournament in 1939. Since 1985, when the NCAA Tournament was expanded to 64 teams, ACC teams have been even more impressive compiling a 221-105 (.678) NCAA record, including 61 "Sweet 16" appearances and 21 Final Four berths — all NCAA Tournament bests. Since 1985, 61 of the 109 ACC teams receiving NCAA berths have won at least two NCAA Tournament games. The ACC has not posted a losing record in NCAA Tournament play since 1987. The conference's 18-year non-losing streak in NCAA Tournament is tops among all conferences.

After finishing his career as the league's all-time leading scorer with 2,769 points, Duke's J.J. Redick was voted ACC Player of the Year and became the ninth ACC player in the past 18 years, and 16th overall, to earn consensus National Player of the Year honors. Redick and Blue Devil teammate Shelden Williams earned consensus All-America honors a year ago, marking the 15th time in the past 16 years that the ACC has produced at least one consensus All-America. Since 1981, the ACC has produced 35 consensus All-Americans — 15 more than any other conference. Since 1981, the ACC has accounted for 26 percent of the nation's consensus All-Americans (35-of-135).

The stature of ACC basketball is nowhere more clearly defined than by its regional and national television exposure as 166 televised games involving ACC teams headlined the league's 2005-06 schedule, including a record-setting 265 appearances. Additionally, ACC teams made 147 appearances on national TV networks last season.

An ACC record 10 teams took part in post-season play in 2005-06, including four NCAA Tournament teams. Duke captured its seventh ACC title in the last eight years, and 16th overall, with a 78-76 victory over Boston College in the finals of the 53rd ACC Tournament. The ACC also set a single-season attendance record drawing 2.1 million fans to over 191 home games.




DUKE BASKETBALL TRADITION



Most National Championships by Coach

1.	John Wooden	10
2.	Adolph Rupp	4
3.	► Mike Krzyzewski [^]	3
	Bob Knight [^]	3
5.	Jim Calhoun [^]	2
	Denny Crum	2
	Henry Iba	2
	Ed Jucker	2
	Branch McCracken	2
	Dean Smith	2
	Phil Woolpert	2

[^] - active coach





► Duke has won **THREE** national championships — 1991, 1992 & 2001

► Duke ranks **FOURTH** on the NCAA all-time victory list with 1,796 wins

► Duke has been ranked No. 1 in the nation a total of **110** weeks, second in college basketball history

► Duke enters 2006-07 with a streak of **185** consecutive weeks ranked in the top 25, a figure that ranks **SECOND** all-time

► Head coach Mike Krzyzewski has been named the National Coach of the Year **12** times

► Duke has produced **NINE** National Players of the Year including **SEVEN** since 1986. Two of those players — Jason Williams (2001, 2002) and J.J. Redick (2005, 2006) — were repeat winners

► In 2000-01, Shane Battier and Jason Williams became the **FIRST TEAMMATES** to share National Player of the Year honors by the major outlets

► Duke is the **ONLY** school to produce more than one National Defensive Player of the Year honoree, and **SIX** Blue Devils have captured the honor — Tommy Amaker, Billy King, Grant Hill, Steve Wojciechowski, Shane Battier and Shelden Williams

► Battier is one of just three players to win the NABC's National Defensive Player of the Year Award **THREE** times


► Duke has produced **31** All-America selections including two consensus first teamers — J.J. Redick and Shelden Williams — in 2006

► Since 1990, Duke has recorded more consensus All-Americans — **11** — than any other school

► Duke has won **16** ACC Championships, the most in league history


► Duke won a league record **FIVE** consecutive ACC Championships from 1999-2003 and captured **SEVEN** of the last **EIGHT** league titles

► Duke has played in **NINE** consecutive ACC Championship Games



► *In the 2006 Blue Ribbon College Basketball Yearbook, Duke was named the top program of the last 25 years and Mike Krzyzewski was named the top coach during the same time period*





Most Seasons Ranked No. 1
by Coach All-Time

1.	► Mike Krzyzewski	13
2.	John Wooden	12
3.	Dean Smith	10
4.	Adolph Rupp	9
5.	Roy Williams	7

Most Seasons Ranked No. 1
by Team Since 1985

1.	► Duke	13
2.	Kansas	9
3.	North Carolina	8
4.	Arizona	5
	Connecticut	5
	Kentucky	5

Most Seasons Ranked No. 1
by Conference Since 1985

1.	► Duke	13
2.	ACC (excluding Duke)	10
	Entire Pac 10 Conference	10
4.	Entire Big East Conference	9
	Entire Southeastern Conference	9
6.	Entire Big Ten Conference	5
7.	Entire Big 12 Conference	4

Most Consecutive Years with an ACC Regular Season Title and/or Tournament Title

1.	► Duke (1997-present)	10
2.	North Carolina (1975-79)	5
	North Carolina (1981-85)	5
4.	► Duke (1963-66)	4
5.	Five tied with	3

To qualify, programs must win an ACC regular season title and/or an ACC Tournament championship in consecutive seasons



MARCH MADNESS





Most Final Four Appearances

1.	North Carolina	16
2.	UCLA	15
3.	► Duke	14
4.	Kentucky	13
5.	Kansas	12

Most Final Four Appearances Since 1986

1.	► Duke	10
2.	North Carolina	7
3.	Kansas	6
4.	Arizona	4
	Kentucky	4
	Michigan State	4
7.	Arkansas	3
	Indiana	3
	Michigan	3
	Syracuse	3
	UNLV	3

Most Consecutive Final Four Appearances

1.	UCLA (1967-76)	10
2.	► Duke (1988-92)	5
	Cincinnati (1959-63)	5
4.	Michigan State (1999-2001)	3
	Kentucky (1996-98)	3
	Houston (1982-84)	3
	North Carolina (1967-69)	3
	Ohio State (1960-62)	3
	San Francisco (1955-57)	3
	Ohio State (1944-46)	3

Most NCAA Tournament Games

1.	Kentucky	142
2.	North Carolina	126
3.	UCLA	123
4.	► Duke	112
5.	Kansas	108

Best NCAA Tournament Winning Pct.

1.	► Duke (85-27)	.759
2.	UCLA (90-33)	.732
3.	North Carolina (89-37)	.706
4.	UNLV (30-13)	.698
5.	Kentucky (99-43)	.697
6.	Michigan (41-19)	.683
7.	Michigan State (40-19)	.678
	Indiana (59-28)	.678
9.	Kansas (73-35)	.676
10.	Seton Hall (15-9)	.625

Most NCAA Tournament Wins

1.	Kentucky	99
2.	UCLA	90
3.	North Carolina	89
4.	► Duke	85
5.	Kansas	73



FINAL FOUR TEAMS



1963
National Semifinalist
27-3 • Final Ranking: 2



1964
National Finalist
26-5 • Final Ranking: 3



1966
National Semifinalist
26-4 • Final Ranking: 2



1978
National Finalist
27-7 • Final Ranking: 7




1991



NATIONAL CHAMPIONS

Mike Krzyzewski joined UCLA's John Wooden as the only coach to lead a school to four consecutive Final Fours. This time it proved to be the magical trip as Duke captured its first national championship. The Blue Devils recorded a stirring upset of undefeated and seemingly invincible UNLV in the semifinals and a hard-fought victory over Kansas in the title contest.

Christian Laettner took MVP honors with 28 points against the Runnin' Rebels and shot a perfect 12-for-12 from the free throw line against the Jayhawks. Point guard Bobby Hurley played nearly flawless basketball. He was on the floor the entire 80 minutes with 16 assists and just six turnovers in directing the offense. Reserve guard Billy McCaffrey joined Hurley and Laettner on the All-Final Four team with 16 points in the title game.



1992



NATIONAL CHAMPIONS

Duke's history-making season ended in Minneapolis with the Blue Devils remaining on top of the college basketball world for a second consecutive season. Duke went the entire year ranked No. 1 in the country and then defeated Big Ten rivals Indiana and Michigan at the Final Four. The title made Duke the first school to repeat as NCAA champions since UCLA's run from 1967-73.

Bobby Hurley earned MVP honors after scoring a team-high 26 points in the semifinal victory as he hit a career-high six three-pointers. He came back two nights later to record seven assists and nine points against the Wolverines. Duke rung up the 20-point win by outscoring Michigan, 23-6, in the game's final seven minutes. Duke scored on its final 12 possessions. Christian Laettner and Grant Hill also earned All-Final Four honors as the senior class of Laettner and Brian Davis closed their careers with a 21-2 NCAA Tournament record.

NATIONAL CHAMPIONS



1992



1986
National Finalist
37-3 • Final Ranking: 1



1988
National Semifinalist
28-7 • Final Ranking: 5



1989
National Semifinalist
28-8 • Final Ranking: 9



1990
National Finalist
29-9 • Final Ranking: 15

DUKE AT THE



1991
National Champions
32-7 • Final Ranking: 6



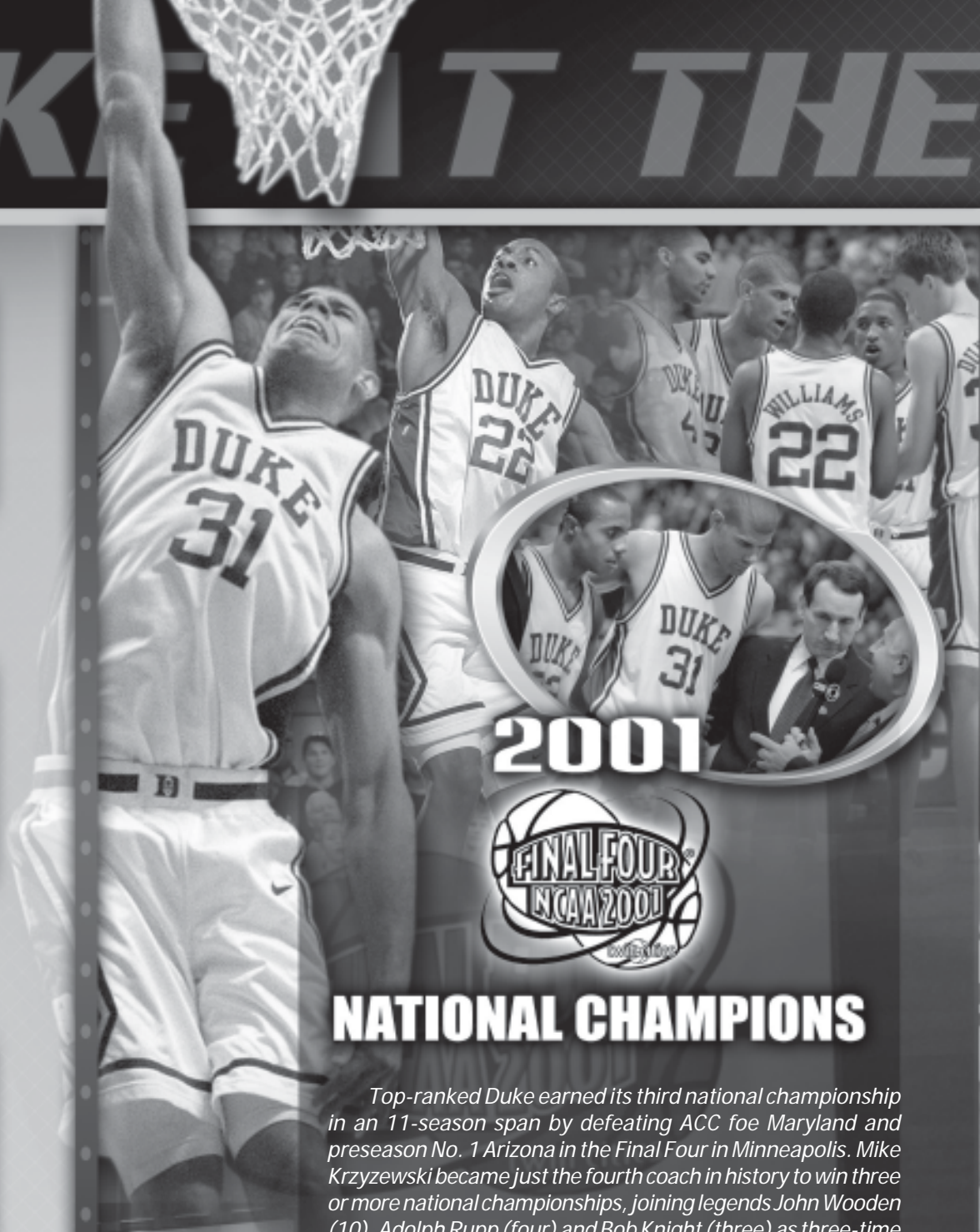
1992
National Champions
34-2 • Final Ranking: 1



1994
National Finalist
28-6 • Final Ranking: 6



1999
National Finalist
37-2 • Final Ranking: 1



2001



NATIONAL CHAMPIONS

Top-ranked Duke earned its third national championship in an 11-season span by defeating ACC foe Maryland and preseason No. 1 Arizona in the Final Four in Minneapolis. Mike Krzyzewski became just the fourth coach in history to win three or more national championships, joining legends John Wooden (10), Adolph Rupp (four) and Bob Knight (three) as three-time NCAA title coaches.

Led by the Final Four Most Outstanding Player and National Player of the Year Shane Battier, the Blue Devils rolled through the NCAA Tournament, becoming only the second team since the field was expanded to 64 or 65 teams to win every tournament game by 10 or more points. Mike Dunleavy exploded for 21 points in the championship game and Jason Williams averaged more than 25 points in Duke's six NCAA games. Along the way, the team set the tournament records for three-point field goals made (60) and attempted (175).

NATIONAL CHAMPIONS



2001



FINAL FOUR



2001
National Champions
35-4 • Final Ranking: 1



2004
National Semifinalist
31-6 • Final Ranking: 6

Duke has made 14 appearances in the Final Four, the third-highest total in NCAA history. Beginning with its 1963 team that featured National Player of the Year Art Heyman through the 2004 team led by Chris Duhon, the Blue Devils have been amazingly consistent, having advanced to a Final Four at least once in each of the last five decades. Duke's 10 Final Fours since 1986 are the most by any school in the country (the next-closest school has seven). The Blue Devils' string of five consecutive Final Four appearances from 1988-92 ranks second all-time.

Since Mike Krzyzewski arrived in Durham in 1980, Duke has performed on basketball's largest stage 10 times in 26 seasons. Coach K's 10 Final Four appearances rank third all-time behind only John Wooden (12) and Dean Smith (11).

NATIONAL PLAYERS OF THE YEAR

Nine Duke players have won the National Player of the Year award, starting with Dick Groat in 1952. Since Groat's initial honor, Art Heyman (1963), Johnny Dawkins (1986), Danny Ferry (1989), Christian Laettner (1992), Elton Brand (1999), Shane Battier (2001), Jason Williams (2001 and 2002) and J.J. Redick (2005 and 2006) have followed as National Players of the Year.

Since 1986, Duke is one of just two schools in the nation with multiple National Player of the Year winners by AP, NABC, Naismith, UPI, USBWA and Wooden (the Blue Devils have seven such honorees and Kansas has three). Mike Krzyzewski has mentored more National Player of the Year winners than any coach in college basketball history. Five Blue Devils have won the Wooden Award under Krzyzewski, a figure more than twice as high as any other coach (Dean Smith and Lou Carnessecca had two Wooden winners each). Coach K has seen seven of his players win the Naismith Award. John Wooden and Bob Knight rank second on the Naismith list with two winners apiece.

Four different Duke players in the past eight seasons have earned the country's top honor. In 2002, Williams became one of just seven players in history to repeat as National Player of the Year. J.J. Redick repeated as National Player of the Year in 2006. Williams and Redick joined an elite list that includes Ralph Sampson, David Thompson, Bill Walton, Lew Alcindor, Jerry Lucas and Oscar Robertson as repeat winners.

Here is a look at Duke's National Player of the Year honorees:



J.J. REDICK
2005-06

JASON WILLIAMS
2001-02

► *Nine Duke players have been named National Player of the Year since 1952*

► *Under Mike Krzyzewski, seven players have earned National Player of the Year honors. In fact, a Duke player has won the prestigious honor in nine of the past 21 seasons*

► *Duke has had two players — Jason Williams (2001, 2002) and J.J. Redick (2005, 2006) — repeat as National Player of the Year winners*

► **Dick Groat (1952)**

► **Art Heyman (1963)**

AP, UPI, U.S. Basketball Writers

► **Johnny Dawkins (1986)**

Naismith

► **Danny Ferry (1989)**

Naismith, UPI, U.S. Basketball Writers

► **Christian Laettner (1992)**

AP, Basketball Times, NABC, Naismith, U.S. Basketball Writers, Wooden

► **Elton Brand (1999)**

AP, NABC, Naismith, U.S. Basketball Writers, Wooden, The Sporting News

► **Shane Battier (2001)**

AP, Basketball Times, Naismith, U.S. Basketball Writers, Wooden, The Sporting News

► **Jason Williams (2001)**

NABC

► **Jason Williams (2002)**

AP, Basketball Times, NABC, Naismith, U.S. Basketball Writers, Wooden, The Sporting News

► **J.J. Redick (2005)**

Rupp

► **J.J. Redick (2006)**

AP, Basketball Times, NABC, Naismith, Rupp, U.S. Basketball Writers, Wooden, The Sporting News



ELTON BRAND
1999

SHANE BATTIER
2001



All-Time Individual Player of the Year Awards by School

1. ► Duke	8
2. UCLA	5
3. Kansas	4
4. LaSalle	3
North Carolina	3
Ohio State	3
7. Cincinnati	2
LSU	2
Notre Dame	2
St. John's	2
11. 30 schools with	1

*Number of individual winners, not the number of honors:
AP, NABC, Naismith, USBWA, Wooden, UPI only*

All-Time Individual Player of the Year Awards by Coach


1. ► Mike Krzyzewski	7
2. John Wooden	4
3. Lou Carnesecca	2
Bob Knight	2
Dean Smith	2
Fred Taylor	2
Roy Williams	2

*Number of individual winners, not the number of honors:
AP, NABC, Naismith, USBWA, Wooden, UPI only*



► *More individual National Player of the Year winners have played under Coach K than any other coach in the history of college basketball*





DICK GROAT
1952




CHRISTIAN LAETTNER
1992



- ▶ In 2001, Duke became the first school to have a pair of teammates — Shane Battier and Jason Williams — each earn a major National Player of the Year award in the same season
- ▶ Duke has the most winners of the Wooden Award with five (next closest school has three)
- ▶ Duke has the most winners of the Naismith Award with seven (next closest school has five)
- ▶ Duke has the most winners of the NABC National Player of the Year Award with five (next closest schools have three)
- ▶ Duke has the most winners of the Associated Press National Player of the Year Award with six (next closest school has five)

NATIONAL DEFENSIVE PLAYERS OF THE YEAR



SHELDEN WILLIAMS
2005, 2006




STEVE WOJCIECHOWSKI
1998



BILLY KING
1988



GRANT HILL
1993



SHANE BATTIER
1999, 2000, 2001

Duke has dominated the National Defensive Player of the Year award since its inception in 1987. Six different Blue Devils have won the prestigious award: Tommy Amaker (1987), Billy King (1988), Grant Hill (1993), Steve Wojciechowski (1998), Shane Battier (1999, 2000, 2001) and Shelden Williams (2005 and 2006).

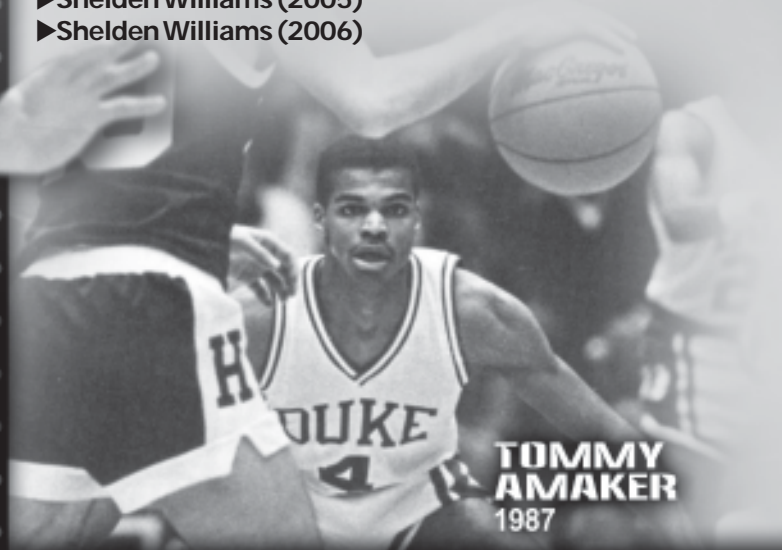
Of the eight schools that have had a National Defensive Player of the Year recipient, Duke is the only institution with multiple winners. Duke's six individual winners of the National Defensive Player of the Year award are five higher than the other seven schools to have obtained this honor. Mike Krzyzewski has coached six National Defensive Players of the Year, five more players than any other coach in college basketball history.

In 2001, Shane Battier became just the third player in history to win a third National Defensive Player of the Year award, joining UNLV's Stacey Augmon and Wake Forest's Tim Duncan as the only players to be so honored.

Duke senior forward Shelden Williams, who established the school's all-time blocked shots record, won the National Defensive Player of the Year award for the second consecutive season in 2006. The Forest Park, Okla., native joined Battier to become just the second Duke player to repeat as National Defensive Player of the Year.

Here is a look at Duke's National Defensive Player of the Year honorees:

- ▶ Tommy Amaker (1987)
- ▶ Billy King (1988)
- ▶ Grant Hill (1993)
- ▶ Steve Wojciechowski (1998)
- ▶ Shane Battier (1999)
- ▶ Shane Battier (2000)
- ▶ Shane Battier (2001)
- ▶ Shelden Williams (2005)
- ▶ Shelden Williams (2006)



TOMMY AMAKER
1987

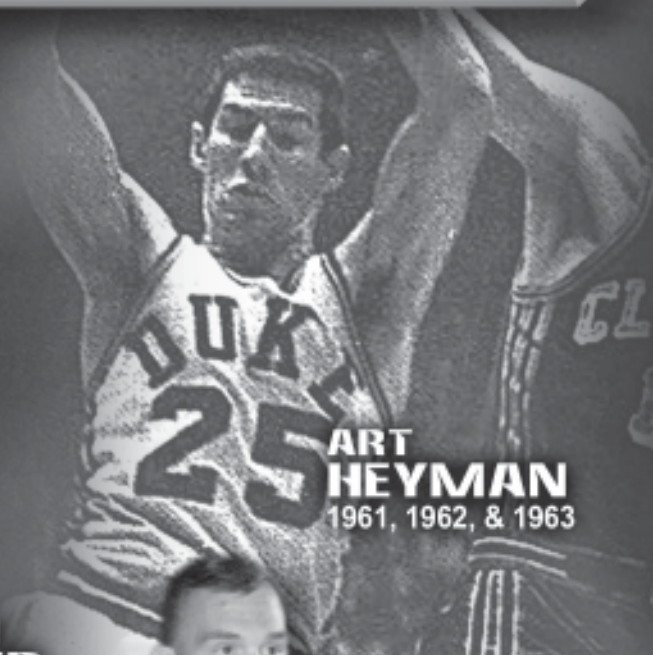
DUKE BASKETBALL ALL-AMERICAS




GRANT HILL
1992, 1993, & 1994



CHRISTIAN LAETTNER
1990, 1991, & 1992



ART HEYMAN
1961, 1962, & 1963



TOMMY AMAKER
1987



JASON WILLIAMS
2001 & 2002



BOB VERGA
1966 & 1967



JOHNNY DAWKINS
1985 & 1986



JEFF MULLINS
1963 & 1964





DUKE
23

SHELDEN WILLIAMS
2004, 2005, & 2006

MIKE GMINSKI
1978, 1979, & 1980

J.J. REDICK
2004, 2005, & 2006

DUKE
32

MARK ALARIE
1986

SHANE BATTIER
2000 & 2001

DUKE
31



MIKE DUNLEAVY
2002



DICK GROAT
1951 & 1952




CARLOS BOOZER
2002

RIM ACC



MIKE LEWIS
1968




CHRIS DUHON
2004



ED KOFFENBERGER
1946 & 1947



BOBBY HURLEY
1992 & 1993



DANNY FERRY
1988 & 1989




CHRIS CARRAWELL
2000




GENE BANKS
1979 & 1981

Beginning with Bill Werber in 1930, 31 Duke players have earned All-America recognition. Duke's 18 consensus first team All-Americans, including a national-best eight in the past eight seasons, are tied for third in college basketball history with UCLA (immediately ahead are Kentucky with 20 and Notre Dame with 19).

Under Mike Krzyzewski, 19 Blue Devils have earned All-America honors, including the 2005-06 duo of J.J. Redick and Shelden Williams, who were both consensus first team selections. In 2001-02, Jason Williams, Mike Dunleavy and Carlos Boozer each earned All-America honors. That season marked the first time since 1992 that three Blue Devils earned All-America recognition in the same season (Christian Laettner, Bobby Hurley and Grant Hill accomplished that previously). Redick became Duke's third two-time consensus first team All-America, joining current Blue Devil associate head

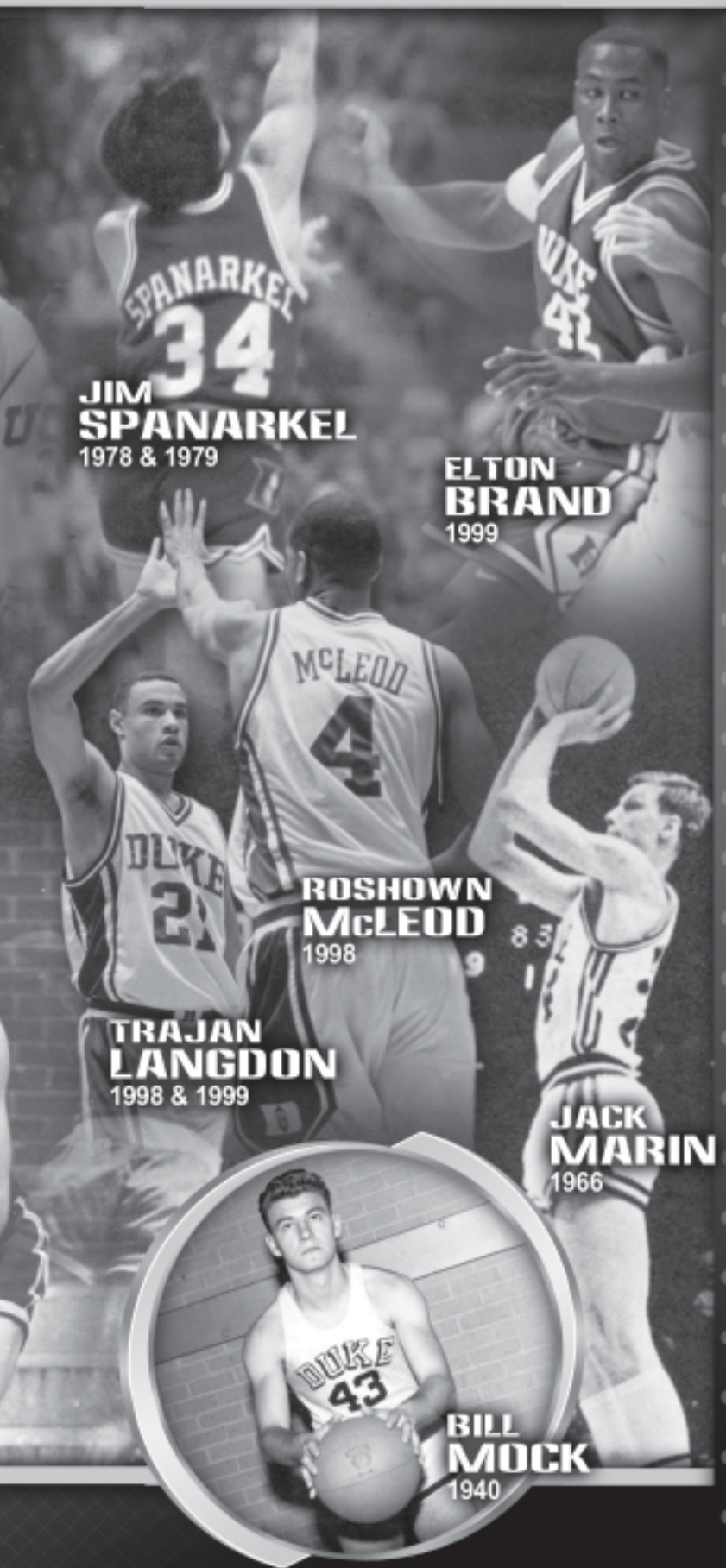


BILL WERBER
1930



RANDY DENTON
1971





JIM SPANARKEL
1978 & 1979

ELTON BRAND
1999

ROSHOWN McLEOD
1998

TRAJAN LANGDON
1998 & 1999

JACK MARIN
1966

BILL MOCK
1940

coach Johnny Dawkins and Jason Williams.

Redick and Williams were both first team All-America selections in 2006. Shane Battier and Williams were both unanimous first team selections in 2001. With its Redick/Williams and Battier/Williams duos, Duke is the only school in the nation to have two pairs of first team All-Americans in the history of the Associated Press voting. This impressive feat has been accomplished just nine times in the history of college basketball (the most recent two times by Duke).

The words Duke and All-America have become synonymous in the past 21 years. Since 1986, Duke has produced 18 All-Americans (31 honors), more than any other school in the nation. Nine different Duke players (11 total honors) were named consensus first team All-America since 1990, six more than the next nearest schools (Arizona and Kentucky). Six different Blue Devils have been named consensus first team All-America in the past eight seasons.

Duke All-America Selections

Listed are players chosen on first, second and third teams by nationally recognized All-America selection panels such as the Associated Press, United Press International, National Association of Basketball Coaches, United States Basketball Writers Association, Basketball Times, Citizens Saving-Helms Athletic Foundation, The Sporting News, Wooden Award and Rupp Award.

Bill Werber	1930
Bill Mock	1940
Ed Koffenberger	1946, 1947 ²
Dick Groat	1951 ² , 1952 ¹
Art Heyman	1961, 1962 ² , 1963 ¹
Jeff Mullins	1963, 1964 ²
Jack Marin	1966 ²
Bob Verga	1966 ² , 1967 ¹
Mike Lewis	1968
Randy Denton	1971
Jim Spanarkel	1978, 1979 ²
Mike Gminski	1978, 1979 ¹ , 1980 ²
Gene Banks	1979, 1981
Johnny Dawkins	1985 ¹ , 1986 ¹
Mark Alarie	1986
Tommy Amaker	1987
Danny Ferry	1988 ² , 1989 ¹
Christian Laettner	1990, 1991 ² , 1992 ¹
Bobby Hurley	1992, 1993 ¹
Grant Hill	1992, 1993 ² , 1994 ¹
Roshown McLeod	1998
Trajan Langdon	1998, 1999 ²
Elton Brand	1999 ¹
Chris Carrawell	2000 ¹
Shane Battier	2000 ² , 2001 ¹
Jason Williams	2001 ¹ , 2002 ¹
Carlos Boozer	2002
Mike Dunleavy	2002 ²
Chris Duhon	2004
J.J. Redick	2004, 2005 ¹ , 2006 ¹
Shelden Williams	2004, 2005, 2006 ¹

¹ - consensus first team All-America; ² - consensus second team All-America

COACH K

LEGACY

The images will be seared into college basketball lore for years to come.

■ Head coach Mike Krzyzewski and Johnny Dawkins, associate head coach and a former National Player of the Year at Duke, celebrating the school's third NCAA title at the site of its 1992 crown — the Metrodome in Minneapolis, Minn.

■ The triumph of victory seen in the determined eyes of Christian Laettner after catching a perfectly thrown pass from his teammate, Grant Hill, on March 28, 1992, in Philadelphia. The result ... he calmly sinks his 10th consecutive field goal (without a miss in the game) and sends Duke to an overtime win against Kentucky and a berth into the school's fifth straight Final Four.

■ A crushing, in-your-face dunk by Phil Henderson, a 6-3 guard, over the outstretched arms of 6-11 Alonzo Mourning of Georgetown in the NCAA East Regional title game on March 26, 1989.

■ The collective group hug of Duke's senior class on Cameron's center circle following the regular season finale on March 2, 1986. It was a day in which the Blue Devils finished with the nation's No. 1 national ranking, earned by a group that started their careers with an 11-17 record as freshmen.

■ A never-say-die Bobby Hurley sinking a three-pointer in the waning moments of Duke's triumph over undefeated UNLV in the NCAA semifinals on March 30, 1991. Of course, there was also Laettner calmly sinking the two free throws with seconds remaining to record the winning points. Duke would go on to win its first national title with a victory over Kansas.

■ The 1992 Duke team, captained by Brian Davis and Laettner, rejoicing in Minneapolis after becoming the first team since the John Wooden-coached UCLA squad in 1973 to earn back-to-back national championships.





■ Finally ... Steve Wojciechowski, rushing across the court after Duke's 1998 victory over North Carolina, looking for his coach. The coach catching his player's eyes and finding him through a rush of fans streaming on the court to celebrate. Ultimately, the two embrace with tears running down their cheeks, in celebration of the accomplishment and the relationship between coach and player.

Wojo's hug was the defining moment of joy people share for Duke basketball and for the leader of their program. Every former player, every former assistant coach, actually every person that has been touched by Coach K shared in that hug. It was on that day, Feb. 28, 1998, that Coach K earned his 500th victory as a college head coach. But on that day of triumph, it wasn't the individual accomplishment of one of the greatest coaches in basketball history that was recognized, it was the simple love between a player and a coach, a student and a mentor.

The scene in historic Cameron Indoor Stadium in 1998 was a far cry from the humble beginnings of Coach K's coaching career that began with, what else, a victory in his first game at the U.S. Military Academy in 1975. The Cadets knocked off Lehigh, 56-29, that November night behind the 15 points of Gary Winton and Tom Valerio. After leading Army to a 73-59 record in five years, Krzyzewski landed at Duke.

It was Krzyzewski's will to succeed and his intense determination to run the basketball program his way, the right way, that ultimately led Duke Athletics Director Tom Butters to hire the relatively unknown coach in the spring of 1980.

Following an NIT bid in his first season, the next two years were rough. Finally in 1984, the path of success, which is the hallmark of Duke basketball today, took shape with a recruiting class featuring Johnny Dawkins, Mark Alarie, Jay Bilas and David Henderson. That class ultimately became the nucleus of Duke's ride to the 1986 Final Four. Not only did that group help put Duke back in the national spotlight, it opened the door for a wave of prep All-Americans to sign with the Blue Devils that continues today.

Under Coach K, Duke has advanced to the Final Four 10 times and captured national championships in 1991, 1992 and 2001. Coach K is just one of four coaches in history to win three or more NCAA championships. On October 5, 2001, Krzyzewski, along with Temple head coach John Chaney and former NBA star Moses Malone, was inducted into the Naismith Memorial Basketball Hall of Fame in Springfield, Mass.

Coach K remains at the top of college basketball's coaching circle — his 753 wins will continue to grow and, in the end, be only a small part of his legacy. The success of Coach K goes far beyond the basketball court. It is etched in stone by the relationships formed, the leadership given, a love for the sport and a devotion and love of the institution like few others.



COACHING TREE

Krzyzewski's Coaching Tree

Former Players

Neil Dougherty Head Coach	Cameron '84 TCU
Vince Taylor Assistant Coach	Duke '82 Minnesota Timberwolves
Chip Engelland Assistant Coach	Duke '83 San Antonio Spurs
Todd Anderson Assistant Coach	Duke '85 Pro Basketball - Qatar
Johnny Dawkins Associate Head Coach	Duke '86 Duke
Tommy Amaker Head Coach	Duke '87 Michigan
Billy King President & G.M.	Duke '88 Philadelphia 76ers
Danny Ferry General Manager	Duke '89 Cleveland Cavaliers
Robert Brickey Head Coach	Duke '90 Shaw
Kenny Blakeney Assistant Coach	Duke '95 Marshall
Chris Collins Assistant Coach	Duke '96 Duke
Jeff Capel Head Coach	Duke '97 Oklahoma
Steve Wojciechowski Assistant Coach	Duke '98 Duke

Former Assistant Coaches

Bob Bender Assistant Coach	Duke '80 Atlanta Hawks
Mike Brey Head Coach	George Washington '82 Notre Dame
Mike Dement Head Coach	East Carolina, '76 UNC Greensboro
Pete Gaudet Video Coordinator	Boston U., '66 Ohio State (women)
Chuck Swenson Assistant Coach	Indiana '76 Michigan

**JOHNNY
DAWKINS**
Associate Head Coach,
Duke

**STEVE
WOJCIECHOWSKI**
Assistant Coach,
Duke

**CHRIS
COLLINS**
Assistant Coach,
Duke

**MIKE
BREY**
Head Coach,
Notre Dame

**TOMMY
AMAKER**
Head Coach,
Michigan

**MIKE
DEMENT**
Head Coach,
UNC-Greensboro

**ROBERT
BRICKEY**
Head Coach,
Shaw University

**JEFF
CAPEL**
Head Coach,
Oklahoma

NATIONAL SPOTLIGHT




▶ *Since 1991, Duke has made three trips to the White House to be honored by the President of the United States for winning a national championship*

▶ *In 2006-07 Duke will play on national TV a minimum of 27 times. No NBA, NFL, MLB, or NHL franchise will have a greater percentage of its regular season games televised nationally*



The A List
Alonzo
Barkley
A-Rod
Agassi
Spears with Agassi



► Duke Basketball has been featured on the cover of Sports Illustrated 11 times in the last eight years



DUKE IN THE NBA



ELTON BRAND
Los Angeles Clippers



GRANT HILL
Orlando Magic



CHRIS DUHON
Chicago Bulls




CARLOS BOOZER
Utah Jazz



DANNY FERRY
General Manager,
Cleveland Cavaliers



DANIEL EWING
Los Angeles Clippers




SHANE BATTIER
Houston Rockets



BILLY KING
President,
Philadelphia 76ers

► 20 Duke players have been selected in the first round of the NBA Draft in the Coach K era, including 12 in the last nine years



LUOL DENG
Chicago Bulls

COREY MAGGETTE
Los Angeles Clippers

DAHNTAY JONES
Memphis Grizzlies

MIKE DUNLEAVY
Golden State Warriors

SHAVLIK RANDOLPH
Philadelphia 76ers

All-NBA Team

Grant Hill	1996-99
------------	---------

NBA Rookie of the Year

Grant Hill (Co-winner with Jason Kidd)	1995
Elton Brand (Co-winner with Steve Francis)	2000

IBM Award

Grant Hill	1997
------------	------

NBA All-Rookie Team

Art Heyman	1964
Jack Marin	1967
Christian Laettner	1993
Grant Hill	1995
Elton Brand	2000
Shane Battier	2002
Luol Deng	2005

NBA All-Star Game Selections

Jeff Mullins	1969-71
Jack Marin	1972-73
Grant Hill	1995-98, 2000, 2005
Christian Laettner	1997
Elton Brand	2002, 2006

NBA First Round Picks by School (1985-06)

► Duke	20
North Carolina	19
Connecticut	14
Georgia Tech	13
Kentucky	13

NBA Lottery Picks by School*

► Duke	14
North Carolina	12
Connecticut	9
Arizona	8
Michigan	7
UNLV	7

NBA First Round Picks by Active Coach

► Mike Krzyzewski	20
Lute Olson	15
Jim Calhoun	14
Roy Williams	14
Jim Boeheim	13
Bob Knight	13

NBA Lottery Picks by Coach*

► Mike Krzyzewski	14
Jim Calhoun	9
Roy Williams	9
Lute Olson	8
Dean Smith	6

* - The NBA Draft Lottery has been in place since 1985

A total of 48 former Duke players have appeared on an NBA roster, including 14 entering the 2006-07 season (as of Oct. 6, 2006). In 2006, Shelden Williams and J.J. Redick became Duke's 26th and 27th all-time first round draft selections. Duke has had nine NBA lottery selections the past eight seasons, more than any other school. In 1999, Duke became the first program in the history of the NBA Draft to have four players from the same school selected in the first round. Three of the four — Elton Brand (Chicago), Trajan Langdon (Cleveland) and Corey Maggette (Seattle) — were lottery picks. In 2002, Jason Williams (2nd overall) and Mike Dunleavy (3rd) became the first college teammates in the history of the NBA Draft to be the first two collegians selected. Here is a look at Duke's pro connection (current players in bold):

Alaa Abdelnaby	
Portland	1990-92
Milwaukee	1993
Boston	1993-94
Sacramento	1995
Mark Alarie	
Denver	1986-87
Washington	1987-92
Tate Armstrong	
Chicago	1977-79
William Avery	
Minnesota	1999-02
Philadelphia	2003
Gene Banks	
San Antonio	1981-85
Chicago	1985-87
► Shane Battier	
Memphis	2001-06
Houston	2006-p
► Elton Brand	
Chicago	1999-01
L.A. Clippers	2001-p
► Carlos Boozer	
Cleveland	2002-04
Utah	2004-p
Mark Crow	
New Jersey	1977-78
Brian Davis	
Minnesota	1993-94
Johnny Dawkins	
San Antonio	1986-89
Philadelphia	1989-94
Detroit	1994-95
► Luol Deng	
Chicago	2004-p
Kenny Dennard	
Kansas City	1981-83
Denver	1983-84
Randy Denton	
Carolina-Memphis	1971-72
Memphis	1972-74
Utah	1974-75
St. Louis	1975-76
Atlanta	1976-77
► Chris Duhon	
Chicago	2004-p
► Mike Dunleavy	
Golden State	2002-p
► Daniel Ewing	
L.A. Clippers	2005-p

Danny Ferry	
Cleveland	1990-00
San Antonio	2000-03
Robert Gant	
Washington	1946-47
Mike Gminski	
New Jersey	1980-87
Philadelphia	1987-90
Charlotte	1990-94
Milwaukee	1994
Dick Groat	
Fort Wayne	1952-53
David Henderson	
Philadelphia	1987-88
Art Heyman	
New York	1963-65
Cincinnati-Philadelphia	1965-66
New Jersey-Pittsburgh	1967-68
Minnesota	1968-69
Pittsburgh-Miami	1969-70
► Grant Hill	
Detroit	1994-00
Orlando	2000-p
Bobby Hurley	
Sacramento	1993-98
Vancouver	1998
► Dahntay Jones	
Memphis	2003-p
Joe Kennedy	
Seattle	1968-70
Pittsburgh	1970-71
Doug Kistler	
New York	1961-62
Christian Laettner	
Minnesota	1992-96
Atlanta	1996-98
Detroit	1998-00
Dallas	2000-01
Washington	2001-04
Miami	2004-p
Antonio Lang	
Phoenix	1994-95
Cleveland	1995-97
Miami	1997-98
Cleveland	1998-99
Toronto-Philadelphia	1999-00
Trajan Langdon	
Cleveland	2000-02

Mike Lewis	
Indiana-Minnesota	1968-69
Pittsburgh	1969-72
Carolina	1972-74
► Corey Maggette	
Orlando	1999-00
L.A. Clippers	2000-p
Jack Marin	
Baltimore	1966-72
Houston	1972-74
Buffalo	1974-75
Chicago	1975-77
Roshown McLeod	
Atlanta	1998-00
Philadelphia	2000-01
Boston	2002
Gary Melchionni	
Phoenix	1973-75
Jeff Mullins	
St. Louis	1964-66
San Francisco	1966-71
Golden State	1971-76
Martin Nesselley	
Los Angeles Clippers	1987-88
Sacramento	1988
Cherokee Parks	
Dallas	1995-96
Minnesota	1996-98
Vancouver	1998-00
Washington	2000
L.A. Clippers	2000-01
San Antonio	2001-02
L.A. Clippers	2002-03
Golden State	2004
► Shavlik Randolph	
Philadelphia	2005-p
► J.J. Redick	
Orlando	2006-p
Bob Riedy	
Houston	1967-68
Jim Spanarkel	
Philadelphia	1979-80
Dallas	1980-84
Vince Taylor	
New York	1982-83
Steve Vacendak	
Pittsburgh	1967-68
Minnesota	1968-69
Pittsburgh-Minnesota	1969-70
Bob Verga	
Dallas	1967-68
Denver-New York-Houston	1968-69
Carolina	1969-71
Carolina-Pittsburgh	1971-72
Portland	1973-74
► Jason Williams	
Chicago	2002-03
New Jersey	2006-p
► Shelden Williams	
Atlanta	2006-p

NBA rosters as of Oct. 6, 2006



THE NBA DRAFT

► Duke is the only school in the country to have at least one player selected in each of the last nine NBA Drafts

Duke's NBA Draft Picks

Year	Player	Team	Round (Pick)
1952	Dick Groat	Fort Wayne	1st(3)
1954	Rudy D'Emilio	Philadelphia	5th(39)
	Bernie Janicki	Ft. Wayne	7th(58)
1956	Ronnie Mayer	New York	4th(—)
	Joe Belmont	Philadelphia	5th(—)
	Junior Morgan	St. Louis	7th(—)
1958	Bucky Allen	Philadelphia	6th(44)
	Jim Newcome	Cincinnati	14th(85)
1961	Doug Kistler	Detroit	3rd(26)
	Howard Hurt	Los Angeles	11th(95)
1963	Art Heyman	New York	1st(1)
1964	Jeff Mullins	St. Louis	1st(5)
	Jay Buckley	Los Angeles	8th(66)
1965	Hack Tison	Boston	6th(49)
1966	Jack Marin	Baltimore	1st(5)
	Steve Vacendak	San Francisco	4th(33)
1967	Bob Verga	St. Louis	3rd(25)
	Bob Riedy	Baltimore	6th(56)
1968	Mike Lewis	Boston	7th(88)
	Joe Kennedy	Seattle	10th(122)
1969	Steve Vandenberg	Detroit	7th(89)
	Fred Lind	Phoenix	11th(142)
1971	Randy Denton	Boston	5th(61)
	Rick Katherman	San Diego	8th(126)
	Larry Saunders	Detroit	10th(177)
1973	Gary Melchionni	Phoenix	2nd(33)
1975	Bob Fleischer	Buffalo	4th(70)
1976	Willie Hodge	Kansas City	5th(71)
1977	Tate Armstrong	Chicago	1st(13)
	Mark Crow	New York Nets	6th(111)
1979	Jim Spanarkel	Philadelphia	1st(16)
	Bob Bender	San Diego	6th(119)
1980	Mike Gminski	New Jersey	1st(7)
1981	Gene Banks	San Antonio	2nd(28)
	Kenny Dennard	Kansas City	4th(78)
1982	Vince Taylor	New York	2nd(34)
1983	Tom Emma	Chicago	10th(210)
1985	Dan Meagher	Chicago	6th(126)
1986	Johnny Dawkins	San Antonio	1st(10)
	Mark Alarie	Denver	1st(18)
	David Henderson	Washington	3rd(58)
	Jay Bilas	Dallas	5th(108)
1987	Tommy Amaker	Seattle	3rd(55)
	Martin Nessley	L.A. Clippers	6th(116)
1989	Danny Ferry	L.A. Clippers	1st(2)
1990	Alaa Abdelnaby	Portland	1st(25)
	Phil Henderson	Dallas	2nd(49)
1992	Christian Laettner	Minnesota	1st(3)
	Brian Davis	Phoenix	2nd(48)
1993	Bobby Hurley	Sacramento	1st(7)
	Thomas Hill	Indiana	2nd(39)
1994	Grant Hill	Detroit	1st(3)
	Antonio Lang	Phoenix	2nd(29)
1995	Cherokee Parks	Dallas	1st(12)
	Erik Meek	Houston	2nd(41)
1998	Roshown McLeod	Atlanta	1st(20)
1999	Elton Brand	Chicago	1st(1)
	Trajan Langdon	Cleveland	1st(11)
	Corey Maggette	Seattle	1st(13)
	William Avery	Minnesota	1st(14)
2000	Chris Carrawell	San Antonio	2nd(41)
2001	Shane Battier	Memphis	1st(6)
2002	Jason Williams	Chicago	1st(2)
	Mike Dunleavy	Golden State	1st(3)
	Carlos Boozer	Cleveland	2nd(35)
2003	Dahntay Jones	Boston	1st(20)
2004	Luol Deng	Phoenix	1st(7)
	Chris Duhon	Chicago	2nd(38)
2005	Daniel Ewing	L.A. Clippers	2nd(32)
2006	Shelden Williams	Atlanta	1st(5)
	J.J. Redick	Orlando	1st(11)

INTERNATIONAL HOOPS

On October 26, 2005, it was announced that Mike Krzyzewski would be the head coach of the United States Senior National Team Program. In short, Krzyzewski's mission was to re-establish the USA's position in international basketball by coaching a three-year program made up of a pool of 24 players — the first of its kind in the United States — leading up to the 2008 Olympic Games in China.

"For me, this is the ultimate honor in coaching," said Krzyzewski. "It is a chance to represent the United States at this elite level of basketball. I am honored to be chosen and look forward to the opportunity to develop this team that will represent our great country in its own sport, both on and off the court."

By instilling the same team-first principles he utilizes as the foundation for success at Duke, Coach K led the USA squad to a bronze medal at the 2006 World Championship. Led by a host of stars, including Carmelo Anthony, Elton Brand, LeBron James and Dwyane Wade, Team USA finished the World Championship with an 8-1 record and ended the tournament with a 96-81 victory over 2004 Olympic champion Argentina.

"Mike Krzyzewski is the right man at the right time," said Jerry Colangelo, who was appointed Managing Director of the USA Basketball Men's Senior National Team program on April 27, 2005. "His professional record speaks for itself. His loyalty and commitment to his country is more than self evident and his success as a leader of men is also a part of who he is."





Duke and International Basketball

Olympic Games		World University Games	
Jeff Mullins (USA)	1964	Johnny Dawkins (USA)	1983
Tate Armstrong (USA)	1976	Danny Ferry (USA)	1987
Cameron Hall (Canada)	1976	Billy King (USA)	1987
Dan Meagher (Canada)	1984	Mike Krzyzewski (USA - Coach)	1987
Christian Laettner (USA)	1992	Bobby Hurley (USA)	1991
Mike Krzyzewski (USA - Asst.)	1992	Antonio Lang (USA)	1993
Grant Hill (USA)	1996	Chris Carrawell (USA)	1999
Greg Newton (Canada)	2000	Shelden Williams (USA)	2005
Crawford Palmer (France)	2000		
Carlos Boozer (USA)	2004	FIBA U21 World Championship	
		Cherokee Parks (USA)	1993
		Carlos Boozer (USA)	2001
FIBA World Championship Games		Chris Duhon (USA)	2001
Tommy Amaker (USA)	1986	Dahntay Jones (USA)	2001
Christian Laettner (USA)	1990	J.J. Redick (USA)	2005
Mike Krzyzewski (USA - Coach)	1990		
Trajan Langdon (USA)	1998	FIBA U19 World Championship	
Greg Newton (Canada)	1998	Robert Brickley (USA)	1987
Elton Brand (USA)	2002	Antonio Lang (USA)	1991
Jason Williams (USA)	2002	Trajan Langdon (USA)	1995
Shane Battier (USA)	2006	Steve Wojciechowski (USA)	1995
Elton Brand (USA)	2006	J.J. Redick (USA)	2003
Mike Krzyzewski (USA - Coach)	2006		
		Tournament of the Americas	
		Christian Laettner	1989
		Elton Brand	1999
		Elton Brand	2003
		FIBA Americas U20 Championship	
		Cherokee Parks	1993
		Mike Dunleavy	2000
		Jason Williams	2000
		Pan American Games	
		Dan Meagher (Canada)	1983
		Christian Laettner (USA)	1991
		Grant Hill (USA)	1991
		Thomas Hill (USA)	1991
		Brian Davis (USA)	1995
		FIBA Americas U18 Championship	
		Grant Hill (USA)	1990
		Ricky Price (USA)	1994
		Trajan Langdon (USA)	1994
		Steve Wojciechowski (USA)	1994
		Lance Thomas (USA)	2006
		Goodwill Games	
		Tommy Amaker (USA)	1986
		Bobby Hurley (USA)	1990
		Christian Laettner (USA)	1990
		Mike Krzyzewski (USA - Coach)	1990
		Cherokee Parks (USA)	1994
		Elton Brand (USA)	1998
		Shane Battier (USA)	2001
		Yuri Gagarin Cup	
		Gene Banks (USA)	1978

Mike Krzyzewski's International Coaching Record

Year	Team	Record / Medal
1979	USA Pan American Games Team Assistant Coach	9-0 / Gold Medal
1983	USA Olympic Festival South Team Head Coach	3-1 / Gold Medal
1984	USA Olympic Team Trials Assistant Coach	Not Applicable
1984	USA Olympic Team Special Assistant	8-0 / Gold Medal
1987	USA World University Games Team Head Coach	7-1 / Silver Medal
1990	USA Goodwill Games Team Head Coach	3-2 / Silver Medal
1990	USA World Championship Team Head Coach	6-2 / Bronze Medal
1992	USA Olympic Qualifying Team Assistant Coach	6-0 / Gold Medal
1992	USA Olympic Team Assistant Coach	8-0 / Gold Medal
2006	USA Senior National Team Head Coach - FIBA World Championship	8-1 / Bronze Medal
Totals	Nine International Competitions	58-7 (.892)





"[Coach K] has the attention and the respect of everyone. He's putting us in a position where we can all do our best, but it's all in a team concept. It's all about how we have to, can and want to do things as a team. He's not going to have it any other way, and that's what we want as players, too. He's working with us, learning what everyone does best. He's been great." — LeBron James



"We're a team and nobody is above anybody else, we're here to play together... We're going to be linked together for the rest of our lives so we want to do right things the right way." — Carmelo Anthony



"[Coach K] is a guy who could've been coaching in the pros many years ago. His resume speaks for itself, the players that he has gotten prepared for the NBA speaks for itself." — Dwyane Wade

U.S. Olympic Festival

Johnny Dawkins (East)	1981
Mark Alarie (West)	1982
Johnny Dawkins (East)	1982
David Henderson (South)	1983
Danny Ferry (East)	1985
Quin Snyder (East)	1985
Quin Snyder (South)	1986
Greg Koubek (East)	1987
Bobby Hurley (East)	1989
Bill McCaffrey (East)	1989
Crawford Palmer (South)	1989
Thomas Hill (South)	1990
Antonio Lang (South)	1990
Chris Collins (South)	1993
Ricky Price (West)	1995

Nike Hoop Summit

William Avery (USA)	1997
Shane Batter (USA)	1997
Elton Brand (USA)	1997
Chris Burgess (USA)	1997
Mike Dunleavy (USA)	1999
Casey Sanders (USA)	1999
Jason Williams (USA)	1999
Chris Duhon (USA)	2000
Greg Paulus (USA)	2005
Martynas Pocius (Lithuania)	2005

USA Youth Development Festival

Nick Horvath	1998
Reggie Love	1998
Chris Duhon	1999
J.J. Redick	2000
Sean Dockery	2001
J.J. Redick	2001
Michael Thompson	2001
Shelden Williams	2001
David McClure	2003
DeMarcus Nelson	2003
Gerald Henderson	2004
Josh McRoberts	2004
Greg Paulus	2004
Brian Zoubek	2004
Gerald Henderson	2005
Jon Scheyer	2005



ACADEMIC PRIORITY

Academic All-America

Nine Blue Devils have been named CoSIDA Academic All-America as chosen by College Sports Information Directors of America. The list includes three-time honoree Mike Gminski as well as 2001 Academic All-America of the Year selection Shane Battier.

► Shane Battier (2000-01)

- Academic All-America of the Year in 2001
- National Player of the Year in 2001
- Three-time National Defensive Player of the Year
- One of 11 Duke players to have his jersey retired

► Jay Buckley (1963-64)

- Led Duke in field goal percentage in 1963 and 1964
- Helped the Blue Devils to two Final Fours

► Dick DeVenzio (1971)

- Led Duke in assists three straight seasons
- Graduated as Duke's career assists leader

► Mike Dunleavy (2002)

- All-America pick in 2002
- Helped Duke to three straight ACC titles as well as the 2001 national championship

► Bob Fleischer (1974-75)

- Served as team captain as a senior

► Mike Gminski (1978-80)

- Ranks second all-time at Duke in rebounds and blocks
- Three-time All-America selection
- One of 11 Duke players to have his jersey retired
- Elected into the CoSIDA Academica All-America Hall of Fame in 2006

► Gary Melchionni (1972)


- Served as team captain as a senior
- Father of former Blue Devil Lee Melchionni

► Quin Snyder (1989)

- Helped Duke to a pair of ACC crowns and three Final Four appearances
- Led Duke in assists in final two seasons

► Jim Spanarkel (1978-79)

- Two-time All-America
- Led Duke in scoring twice and in assists three times



Dr. Deryl Hart Award

The Dr. Deryl Hart Award has been given since 1976 to the outstanding student-athlete on the Duke team.

1976	Terry Chili	1992	Bobby Hurley
1977	Rick Mainwaring	1993	Thomas Hill
1978	Steve Gray	1994	Antonio Lang
1979	Mike Gminski	1995	Erik Meek
1980	Mike Gminski	1996	Trajan Langdon
1981	Jim Suddath	1997	Taymon Domzalski
1982	Chip Engelland	1998	Trajan Langdon
1983	Chip Engelland	1999	Shane Battier
1984	Jay Bryan	2000	Shane Battier
1985	Jay Bryan	2001	Shane Battier
1986	Mark Alarie	2002	Matt Christensen
1987	Quin Snyder	2003	Nick Horvath
1988	Quin Snyder	2004	Nick Horvath
1989	Quin Snyder	2005	Joe Pagliuca
1990	Crawford Palmer	2006	Joe Pagliuca
1991	Crawford Palmer		

DUKE IN THE COMMUNITY



Led by the generosity of its head coach, the Duke basketball team gives back to its community with frequent visits to the Duke Medical Center and Duke Children's Health Center. Mike Krzyzewski is involved in many community efforts, including the foundation of the Emily Krzyzewski Family Center, a youth center built in Durham named in honor of his mother. Coach K is also active in several charitable causes, including current roles with the Duke Children's Miracle Network Telethon, the Jimmy V Foundation for Cancer Research and the NABC Foundation.

As a whole, the Duke Athletic Department's outreach efforts continue with the reading program — Verizon Read with the Blue Devils — entering its 15th year in the Durham Public School System. Intended to aid area teachers by providing reading incentives for third and fourth graders in Durham, the program touches area youth.

CAMERON

INDOOR STADIUM

Top Sporting Venues of the 20th Century


1. Yankee Stadium
2. Augusta National
3. Michie Stadium
4. ► Cameron Indoor Stadium
5. Bissett Stadium
6. Wrigley Field
7. Roland Garros
8. Lambeau Field
9. Fenway Park
10. Saratoga Race Course

*By Sports Illustrated

Top 10 American Sporting Venues in ESPN History

1. Wrigley Field
2. ► Cameron Indoor Stadium
3. Lambeau Field
4. Chicago Stadium/United Center
5. SBC Park
6. Joe Louis Arena
7. Notre Dame Stadium
8. Fenway Park
9. Yankee Stadium
10. Boston Garden





Cameron Indoor Stadium has been a perfect home for the Duke University basketball program. Conceived on the back of a matchbook cover and renovated in the late 1980s at a cost of \$2 million, Cameron has been the site of 689 Blue Devil victories.

It was on the cover of a book of matches that Eddie Cameron and Wallace Wade first sketched out the plan for Duke's Indoor Stadium in 1935. The story may be a myth (the matchbook has never been found), but then the Indoor Stadium that emerged from those first scribbles lends itself to the propagation of myths.

For 66 years, spectators, players and coaches have understood the unique magic of the Indoor Stadium. The building was dedicated to longtime Duke athletic director and basketball coach Eddie Cameron, a legend in his own right, on Jan. 22, 1972. An unranked Duke team upset then third-ranked North Carolina, 76-74, after Robby West drove the length of the court to hit a pull-up jumper to win the game.

It's the intimacy of the arena, the unique seating arrangement that puts the wildest fans right down on the floor with the players. It's the legends that were made there, the feeling of history being made with every game. And it's something more than either of these, something indescribable that comes from the building itself. No one who has experienced it will ever forget it.

The Stadium was ready to be opened by the first of the new year in 1940. The final cost: \$400,000 (which Duke finished paying after the football team won the Sugar Bowl in 1945).

Duke's new Indoor Stadium was officially opened on Jan. 6, 1940. Touring the building before the evening ceremony and subsequent game, local city officials were "speechless." Said Chamber of Commerce President Col. Marion B. Fowler, "It is so colossal and so wonderful ... This building will not only be an asset to the university but to the entire community as well." Chamber Secretary Frank Pierson concurred, "There are no superlatives for it."

The building was dedicated before a crowd of 8,000, the largest ever in the history of southern basketball. President William P. Few and Dean William H. Wannamaker presented the Stadium to the University. The Blue Devils beat the visiting Princeton Tigers that night, 36-27.

Renovations to the arena began in 1987. The lobbies and concourse were remodeled during the summer of 1987. Then, in 1988, work began on the interior of the arena. A new electronic scoreboard, new sound system and decorative wood paneling gave Cameron an



"We have something very special here at Duke, and that's the intimacy that has developed between the students and their team. I'm glad Duke administration always looks at it that the Duke students get the best seats." — Mike Krzyzewski

"Cameron Indoor Stadium is the best place to play in the nation whether it is college or professional sports. I am blessed to have been a part of it." — Trajan Langdon

"Cameron is the best place to play in America" — Dick Vitale

"It is a building with a soul." — Mike Krzyzewski

► Completed in 1940, Cameron Indoor Stadium is one of the treasures of college basketball. The classic venue has played host to some of the greatest moments in the history of the game. Duke has won 83 percent of its games in the building, including a 70-3 mark over the last five seasons.





updated look, while maintaining the original elegance. The addition of 750 new student seats, increasing Cameron's capacity to 9,314, gave the Cameron crazies, the Duke students who have made a name for themselves as Duke's exceptional "Sixth Man," a little more room to practice the art of supporting their team creatively.

In the early 1990s, the time was right to give Cameron an addition with new locker rooms, coaches' offices, an academic center and a new Sports Hall of Fame. Several years later, ground was broken for the new Schwartz-Butters Athletic Center after the end of the 1997-98 season. That complex now houses the men's and women's basketball programs, as well as Duke's athletic academic center.

The first part of that expansion and improvement project was the installation of a new floor in Cameron Indoor Stadium after the 1996-97 season. The latest advancements in floor technology were utilized to give the Blue Devils one of the finest playing surfaces in the entire country. Prior to the 1999-2000 season, a new press row was added. The latest renovations at Cameron are the addition of air conditioning, a new roof, new flooring on the concourse level and improvements to the locker rooms.

Excerpted from "Home Court - Fifty Years of Cameron Indoor Stadium" by Hazel Landwehr.

Cameron Attendance Records

Year	G	Total	Avg	Capacity
1. 1997	17	158,338	9,314	100%
2. 1996	16	149,024	9,314	100%
1994	16	149,024	9,314	100%
1993	16	149,024	9,314	100%
5. 1991	16	145,710	9,107	97.7%
6. 2006	15	139,710	9,314	100%
2005	15	139,710	9,314	100%
2004	15	139,710	9,314	100%
2003	15	139,710	9,314	100%
2001	15	139,710	9,314	100%
2000	15	139,710	9,314	100%
1998	15	139,710	9,314	100%
1989	15	139,710	9,314	100%

BASKETBALL FACILITIES



CENTER FOR ATHLETIC EXCELLENCE

► The \$15.2 million Center for Athletic Excellence (CAE) will be a first-class athletics complex designed to inspire, enhance and celebrate Duke University's extraordinary student-athletes in all 26 intercollegiate sports. The CAE will contain three vital components — the department's academic support center, a premier campus banquet space and a basketball training facility for both the Duke men's and women's basketball programs





The home of Duke basketball is the Schwartz/Butters Athletic Center. The building, which is adjacent to Cameron Indoor Stadium, was dedicated on April 15, 2000. It is named after Alan D. Schwartz, a former Duke baseball player and the current executive vice president of Bear Stearns and Companies, Inc., and Tom Butters, Duke's long-time athletics director.

The six-story building overlooks Blue Devil Plaza, an open grassy area that connects several of Duke's athletic facilities, including Cameron Indoor Stadium, Card Gym, the Wilson Student Recreation Center and the Sheffield Indoor Tennis Center. During basketball season, Blue Devil Plaza transforms into Krzyzewskiville, the tent village of hundreds of Duke students waiting to get into games at Cameron Indoor Stadium.

The Schwartz/Butters Athletic Center is the anchor of the vast athletics complex, housing the Duke Sports Hall of Fame in addition to new offices, locker rooms and player lounges for both the men's and women's basketball programs. The 5,890 square-foot men's basketball locker room comes equipped with a Jacuzzi and sauna. There are weight/aerobic (1,475 square feet) and training facilities (1,075 square feet) with state-of-the-art equipment for the basketball team.

Additionally, the student-athlete academic center, under the direction of Brad Berndt, assistant athletics director for academic services, is housed on the third floor of the building. The academic floor was financed by a gift from Jack H. Campbell.

The Schwartz/Butters Athletic Center, part of a \$75 million athletic facilities renovation project at Duke, provides the Blue Devils with one of the finest facilities in all of college basketball. It is tangible evidence of the university's commitment to providing its student-athletes with top-notch facilities.

Currently, the University is moving forward on the construction of The Center for Athletic Excellence, a complex designed to inspire, enhance and celebrate Duke's extraordinary student-athletes in all 26 intercollegiate sports. The Center for Excellence will contain three vital components — the Jack Campbell Academic Support Center, the University Events Center that will be a premier campus banquet space able to accommodate 300 people and a basketball training facility for the men's and women's basketball teams. Included in the training facility will be a world class weight and conditioning room, a team and individual video viewing complex, and new academic resources space.

All three areas of the 56,000 square-foot center are different in their use, but all three provide Duke student-athletes and the entire University community with a superior mental and physical training and preparation facility.



STRENGTH & CONDITIONING



The mission of the Duke Basketball Strength and Conditioning Program is to merge the team's principles of hard work and effort with the development of functional strength, agility, footwork, flexibility, core strength and conditioning. The program aims to facilitate growth of its players' basketball talent and fulfillment of their athletic potential via complete physical maximization.

Assistant Strength and Conditioning Coach William Stephens is in his ninth season with the Duke Athletics program. Stephens oversees the Strength and Conditioning programs for both men's and women's basketball.

The 41-year-old is a native of Elizabethtown, N.C., and a 1987 graduate of N.C. Central University with a degree in Criminal Justice. He is an accomplished weightlifter, as he was a three-time state powerlifting champion from 1991-93. He also held the state record in the deadlift (661 lbs.) and was a gold medal winner at the World Championships for Law Enforcement in 1994. A member of the National Strength and Conditioning Association, Stephens has been a certified strength and conditioning specialist since 1996.

He has one son, P.J. (8).



SPORTS MEDICINE

Led by nationally renowned physicians and certified athletic trainers, Duke's sports medicine program is widely considered the very best in the nation. In essence, the mission of the sports medicine program at Duke is to combine the latest innovations and technology in injury recognition, prevention, treatment and performance enhancement with an outstanding collection of doctors, certified athletic trainers and other support personnel to give the Blue Devil student-athlete a quality experience while at Duke.

Duke student-athletes have access to some of the top doctors with vast experience in athletics at the college and professional levels, all of whom are affiliated with the Duke Sports Medicine Center. Dr. Claude T. Moorman III, former head team physician for the NFL's Baltimore Ravens, serves as the center's director and head team physician. A 1987 graduate from the University of Cincinnati College of Medicine, he returned to Duke after serving as the Director of Sports Medicine at the University of Maryland Medical Center from 1996-2001. Moorman, a Duke football letterman from 1980-82, heads the Sports Medicine Center staff, which also includes:

- Dean Taylor, MD - Professor of Surgery, Division of Orthopaedic Surgery, Director of Shoulder Fellowship. A 1981 graduate of West Point, Taylor joined the Duke staff in 2006 after serving as a Professor of Orthopaedic Surgery at the University of Minnesota. Taylor, who graduated from Duke Medical School in 1985, became a member of the staff at Minnesota and served as a team physician for the NFL's Minnesota Vikings, NHL's Minnesota Wild and University of Minnesota athletic program after retiring as a Colonel from the U.S. Army following 24 years of service. He spent 11 years as the head team physician for athletes at West Point.

- Jeff Bytomski, DO, CAQSM - Medical Team Physician. Bytomski completed a fellowship at the Duke University Sports Medicine Center in 2002. During the fellowship, he worked with the women's soccer and women's basketball team. He was also the medical team physician for North Carolina Central University and Carolina Cobras (Arena Football). Now in his third year at Duke, Bytomski is a 1993 graduate of San Diego State University. He completed his medical training at Kirksville College of Osteopathic Medicine in 1998 and family medicine residency at the Phoenix Baptist Hospital.

- Frank H. Bassett III, MD - Professor of Orthopaedic Surgery. Duke team physician emeritus. Bassett was the head team physician at Duke for 35 years and assists in fund-raising for the department of athletics.

The Duke athletic training staff is headed by Dave Engelhardt, now in his 26th year at Duke, and Jose Fonseca, who is the head basketball trainer.

Fonseca begins his third year at Duke after spending two years at Nebraska as the men's basketball athletic trainer. While at Nebraska, he also assisted with the Cornhuskers' nationally ranked football program. Prior to Nebraska, he was the athletic trainer for men's basketball and baseball at East Tennessee State University from 1999-2002. Originally from San Salvador, El Salvador, Fonseca earned a B.S. degree in exercise and sports science with an emphasis in athletic training at The Pennsylvania State University in 1997. He returned to Penn State to earn his master's degree in kinesiology in 1999.

Kerry Mullenix serves as the director of athletic rehabilitation in the Duke training room. He has a bachelor's degree with an emphasis in athletic training from Nebraska in 1993 and a master's degree in physical therapy from the Nebraska Medical Center in 1997. Prior to arriving at Duke in 1998, the Woodbine, Iowa, native worked at Jennie Edmundson Sports Medicine in Iowa and at Healthworks Rehabilitation Center. Other certified athletic trainers on staff who assist in the care of Duke student-athletes include Jen McCollum, Joe Ferraro, Summer McKeehan, Elizabeth Zanolli, Jennie Serenelli, Andrew Norden and Hap Zarzour.

Other facets of the sports medicine program include the very best training meals, monitored by sports nutritionist Franca Alphin, access to sports psychologists, and the ability to utilize the resources of the Duke Sports Medicine Center. Those resources include The Duke Sports Medicine Clinic, Michael Krzyzewski Human Performance Lab (K-Lab) and the Duke Sports Performance Program. Each program brings an important element to the care of Duke student-athletes.



**CLAUDE T.
MOORMAN III**



**DEAN
TAYLOR**



**JEFF
BYTOMSKI**



**DAVE
ENGELHARDT**



**JOSE
FONSECA**



**KERRY
MULLENIX**

DUKE ATHLETIC SUCCESS



2006
Women's Golf

Duke's athletic program ranks among the finest in the entire nation. Duke ranked eighth in the 2006 final Directors' Cup standings, a measure of a school's all-around athletic success. It was Duke's second consecutive top 10 finish in the all-sports rankings.

Eight Blue Devil teams have captured national championships — men's basketball in 1991, 1992 and 2001, women's golf in 1999, 2002, 2005 and 2006, and men's soccer in 1986.

Duke was very successful nationally in 2005-06 as 12 teams competed in NCAA Tournament action with three advancing to the Final Four. Five Duke squads earned ACC championships, bringing its total to 38 over the past eight years. Individually, Duke boasted 26 All-America selections and two National Players of the Year. Basketball player J.J. Redick was named the winner of the James E. Sullivan Award as the top amateur athlete in the United States. The Blue Devils also dominated the league awards, notching 50 All-ACC selections, four Players of the Year and four Coaches of the Year.

Off the playing fields and courts, Duke continued to excel academically. In the 2006 ACC Academic Honor Roll awarded to student-athletes for a GPA of 3.0 or higher, Duke led all schools for the 18th consecutive year with 362 honorees.



2001
Men's Basketball

1991
Men's Basketball



1999
Women's Golf



1986
Men's Soccer

1992
Men's Basketball



2005
Women's Golf



2002
Women's Golf





2005-06

REVIEW

2006-07 BASKETBALL YEARBOOK

The 2005-06 season was a banner year for the Blue Devils as the team posted a 32-4 record for the ninth 30+ win season under head coach **Mike Krzyzewski**. Duke won both the ACC regular season and tournament championships for the ninth time in school history and closed the year ranked No. 1 in the AP poll for the seventh time since 1986. The Blue Devils also earned the number one seed in the South Region and advanced to the Sweet 16 for the ninth year in a row - the longest current streak in college basketball.

Duke registered a 14-2 mark during the ACC regular season for its 10th straight year with 11 or more league wins and the 11th ACC regular season title under Coach K. The Blue Devils captured the conference tournament championship for the 10th time under Krzyzewski with wins over Miami, Wake Forest and Boston College at the Greensboro Coliseum. The team's 78-76 victory over Boston College in the championship game was also the 1,000th game of Coach K's career. Duke has now won a league record 16 ACC Tournament titles, including seven of the last eight championships.

Duke's ACC regular season and tournament championships marked the ninth time (1963, 1964, 1966, 1986, 1992, 1999, 2000, 2001 & 2006) the Blue Devils have accomplished that feat. Only 16 other teams have won both titles in league history. Only seven ACC teams have won both the regular season and tournament crowns in the past 20 years (six times by the Blue Devils). Duke is also the only program to claim the outright regular season and conference championship (five times - 1986, 1992, 1999, 2000 & 2006) in that time span.

The Blue Devils' No. 1 seed in the NCAA Tournament marked the 10th time overall and the eighth time in the last nine years that Duke has been awarded one of the top four seeds. The Blue Devils reached the Sweet 16 with wins over Southern and 14th-ranked George Washington before falling to LSU at the Georgia Dome in Atlanta. In 10 appearances as a number one seed, all under Krzyzewski, Duke is 37-8 (.822), having won national championships in 1992 and 2001.

Duke led the ACC in scoring offense (81.1 ppg), scoring margin (+13.0 ppg), wins (32), field goal percentage (.487), free throw percentage (.761), three-point field goal percentage (.386) and three-point field goal defense (.304). In addition, the team was second in blocks (5.61 bpg.), steals (9.36 spg.) and three-point field goals made (7.61 3pg). The 2005-06 Blue Devils also ranked among the top 20 teams nationally in seven statistical categories -- won-lost percentage (third - .889), scoring offense (seventh - 81.1), scoring margin (seventh - +13.0), free throw percentage (seventh - .761), field goal percentage (ninth - .487), steals (18th - 9.4) and blocked shots (19th - 5.6).

Individually, Duke was led by the senior tandem of **J.J. Redick** and **Shelden Williams**. The duo combined to average 45.6 points per game (1,641 points), the second best scoring average by a pair of teammates in Duke history.

Redick, a 6-4 guard, recorded the most prolific scoring season in school history and became the second Duke player and only the eighth overall in college basketball history to repeat as National Player of the

Year. He also repeated as a first team All-America (unanimous selection) and as the ACC Player of the Year.

The Roanoke, Va., native led the ACC and finished second in the NCAA in scoring at 26.8 ppg., while shooting 47.0 pct. (302-of-643) from the field and 42.1 pct. (139-of-330) from three-point range. He scored in double-figures in all 36 games, including 28 games with 20+ points, 14 games with 30+ points and three 40+ point games.

Redick also set several records during the 2005-06 season. He passed **Johnny Dawkins** as Duke's all-time leading scorer with 30 points on Feb. 19 against Miami and then made a pair of free throws with 1:28 remaining in a Feb. 25 win over Temple to become the ACC's all-time leading scorer. Redick became the NCAA career three-point field goal leader at the 7:56 mark of the first half in a Feb. 14 win over Wake Forest. St. Peter's guard Keydren Clark passed Redick during the MAAC Tournament and finished his career with 435 three-pointers. Redick responded by knocking down 15 treys in the ACC Tournament to regain the NCAA record. Redick closed his career with 2,769 points (16th in NCAA history), an NCAA record 457 career three-pointers and a .912 free throw percentage, which is the top mark in NCAA history among players with a minimum of 600 made free throws. His 964 points in 2005-06 was the second most in ACC history and 26th in NCAA all-time.

Not to be outdone by his high-scoring counterpart, **Shelden Williams** earned NABC National Defensive Player of the Year honors for the second straight year and set Duke records for career blocked shots and rebounds last season. Williams, a consensus first team All-America, finished third in the league in scoring at 18.8 ppg. and became the 11th player in ACC history (first Blue Devil) to lead the conference in rebounding (10.7 rpg.) in back-to-back years. Williams also led the ACC in double-doubles (21), defensive rebounding (7.42) and blocks (3.84 bpg. - fourth in the NCAA). He ranked among the ACC leaders in offensive rebounding (second - 3.25), field goal percentage (third - .578) and steals (10th - 1.67).

Williams blocked four shots on Jan. 18 against N.C. State to become Duke's all-time blocked shots leader (moving past **Mike Gminski**). The Forest Park, Okla., native grabbed 14 rebounds against George Washington on March 18 to pass Gminski as the leading rebounder in Duke history. Williams also became just the third Blue Devil to register a triple-double on Jan. 11 against Maryland when he finished with 19 points, 11 rebounds and 10 blocks against the Terrapins.

Williams closed his career at Duke first in rebounding (1,262 - sixth in ACC history) and blocked shots (422 - fifth in ACC history), fifth in field goal percentage (.572) and 13th in points (1,928). He also became the only player in NCAA history to register 1,750 points, 1,250 rebounds, 400 blocks and 150 steals in a career.

Another pair of seniors, **Sean Dockery** and **Lee Melchionni**, also had a big impact on the 2005-06 season. Dockery emerged as one of the team's top all-around performers, finishing among the team leaders in scoring (t-fourth - 7.1), rebounding (fifth - 3.0), steals (first - 61), assists (third - 94), field goal percentage (fourth - .465) and three-point field goal percentage (third - .395). Dockery's top performance came in a 77-75 win over Virginia Tech on Dec. 4 when he knocked down four three-point field goals, including a game-winning trey from 45-feet at the buzzer, and posted a career-high 19 points.

Melchionni spent a majority of the season as the first player off the Blue Devil bench. The Lancaster, Pa., native averaged 5.7 points and 3.2 rebounds per game with a career-high 18 points on Dec. 18 against Valparaiso. He also knocked down five three-pointers in a 17-point effort against Wake Forest on Jan. 8.


Sophomore **DeMarcus Nelson** finished tied for fourth on the team in scoring (7.1 ppg.) and third in rebounding (3.4 rpg.) despite being slowed by injuries throughout the year. Nelson, who missed 12 games with two separate ankle injuries, closed the year with nine double-figure scoring games and the team's second best three-point percentage (.410, 25-of-61).

Freshmen **Josh McRoberts** and **Greg Paulus** had an immediate impact for the Blue Devils last season, earning ACC All-Freshman Team honors along the way. McRoberts led Duke in field goal percentage (.605, 115-of-190) a year ago with his shooting percentage ranked third all-time for a freshman at Duke. He was also third on the team in scoring at 8.7 ppg. and second in blocks (46) and rebounding (5.3 rpg.). The Carmel, Ind., native scored in double figures 15 times with five double figure rebounding efforts. He had his first career double-double with 14 points and 10 rebounds against Bucknell on Jan. 2. McRoberts registered his second double-double (14 points, 13 rebounds) on March 18 against George Washington.

Paulus averaged 5.19 assists per game to lead the ACC and join Ed Cota (North Carolina, 1997), Jeff Jones (Virginia, 1979) and Kenny Ander-



Sean Dockery (center) celebrates with teammates and fans after hitting a game-winning halfcourt shot vs. Virginia Tech in December.



J.J. Redick became Duke's all-time leading scorer on this shot vs. Miami last season. The consensus 2006 National Player of the Year also went on to break the ACC's career scoring mark with 2,769 points.

son (Georgia Tech, 1990) as the only players to lead the ACC in assists as a freshmen. In a 104-77 win over Valparaiso on Dec. 18, he set a Duke freshman record with 15 assists. Paulus averaged 6.7 ppg. and had 11 double-figure scoring games, including a season-best 18 points against Wake Forest on March 11. He finished the year with 187 assists, third most in the Duke freshman record books.

Three other freshmen, **Eric Boateng**, **Jamal Boykin** and **Martynas Pocius**, provided depth throughout the 2005-06 season. The trio combined to average 3.2 points and 1.7 rebounds per game, while shooting 52.6 percent (30-of-57) from the field.

Duke also received outstanding bench support, hustle and commitment from four other players, **Jordan Davidson**, **Patrick Johnson**, **Joe Pagliuca** and **Ross Perkins**. Pagliuca earned the Dr. Deryl Hart Award, given to the team's top scholar-athlete, while Perkins claimed the Coach's Award (given to the player exemplifying commitment and values). Johnson won the Ted Mann Award (reserve contributing most to team morale) and Davidson consistently gave the team a great look in practice.

Krzyzewski also passed a couple of milestones a year ago, winning his 750th game and coaching in his 1,000th career game. Win No. 750 came in the semifinals of the ACC Tournament and made Coach K just the 11th coach to reach that plateau. Duke went on to post a 78-76 win over Boston College in the ACC Championship game in Krzyzewski's 1,000th.

Duke Records Under Mike Krzyzewski

Under Krzyzewski	Overall	in 2005-06
Overall	680-191	32-4
At Home	334-49	14-1
On the Road	171-89	10-2
Neutral Site	174-53	8-1
vs. ACC Teams (all games)	307-132	17-2
ACC Games (regular season)	264-115	14-2
Home	149-41	7-1
Road	115-74	7-1
Neutral	0-0	0-0
Non-Conference Teams	373-59	15-2
Home	186-8	7-0
Road	59-15	3-1
Neutral	128-36	5-1
Duke Shoots 60% or better	66-4	1-0
Duke Shoots 50% or better	391-30	13-1
Duke Shoots Less than 50%	289-161	19-3
Holds Opp. to Less than 50%	577-72	27-3
Holds Opp. to Less than 40%	257-8	9-2
Holds Opp. to Less than 30%	35-0	1-0
Outrebound opponent	423-47	10-0
Plays an overtime game	28-16	1-0
Plays a double-overtime game	0-4	0-0
Plays a triple-overtime game	1-0	0-0
Plays a ranked opponent	152-105	10-2
Plays in November	76-9	6-0
Plays in December	143-23	6-0
Plays in January	178-52	7-1
Plays in February	155-56	8-0
Plays in March	123-47	5-3
Plays in April	5-5	0-0
Final margin is 10 points or less	234-135	13-4
Scores 59 points or less	15-19	0-1
Scores 60+ points	665-172	32-3
Scores 70+ points	602-122	31-3
Scores 80+ points	438-43	18-1
Scores 90+ points	238-7	8-0
Scores 100+ points	97-2	2-0

2005-06 Duke Banquet Awards

Swett-Baylin Award (Most Valuable Player)	J.J. Redick & Shelden Williams
Dr. Deryl Hart (Top Scholar-Athlete)	Joe Pagliuca
Glenn E. "Ted" Mann Award (Reserve Contributing Most to Team Morale)	Patrick Johnson
Coach's Award (Player Exemplifying Commitment and Values)	Ross Perkins
Iron Dukes Award (Most Minutes Played)	J.J. Redick
True Blue Award (Most Charges Taken)	J.J. Redick
Captains' Awards	Sean Dockery, Lee Melchionni, J.J. Redick, Shelden Williams
Best Field Goal Percentage Award	Josh McRoberts
Best Free Throw Percentage Award	J.J. Redick
Best Rebounding Average Award	Shelden Williams
Most Assists Award	Greg Paulus
Best Defensive Player Award	Shelden Williams
Gopal Varadhan Senior Manager Award	Amanda Green
Harry Rainey Award (Outstanding Cheerleader)	Ali Gardner
Charles Hogan Memorial Band Award	Julie Buddensick



2005-06 Results

Overall Record: 32-4 (Home: 14-1; Road: 10-2; Neutral: 8-1)
 ACC Record: 14-2 (Home: 7-1; Road: 7-1)

Date	Opponent	Result	Duke High Scorer	Opponent High Scorer	Duke High Rebounder	Opponent High Rebounder	Duke High Assists	Att.
N 14	BOSTON UNIVERSITY>	W, 64-47	Redick 19	Coblyn 9	McRoberts 10	Gardner 7	two with 2	9,314#
N 16	SETON HALL>	W, 93-40	Redick 18	Laing 11	Williams 8	Whitney 5	Dockery 7	9,314#
N 19	DAVIDSON	W, 84-55	Redick 29	Johnson 19	Williams 10	Sander 9	Dockery 6	9,314#
N 23	Drexel>-	W, 78-68	Redick 31	Meja 25	Williams 9	Crawford 9	Paulus 5	9,766
N 25	[11] Memphis>-	W, 70-67	Williams 30	Williams 15	Williams 8	Williams 8	Paulus 8	12,129
N 30	at [17] Indiana<	W, 75-67	Redick 29	Killingsworth 34	two with 9	Killingsworth 10	Paulus 6	17,343#
D 4	VIRGINIA TECH*	W, 77-75	Williams 21	Collins 25	Williams 19	Collins 8	Paulus 4	9,314#
D 7	PENNSYLVANIA	W, 72-59	Redick 24	Jaaber 16	two with 7	Zoller 7	Redick 4	9,314#
D 10	vs. [2] Texas+	W, 97-66	Redick 41	Aldridge 21	Dockery 7	Tucker 7	Paulus 5	19,579#
D 18	VALPARAISO	W, 104-77	Redick 30	Oppland 25	Williams 11	Kone 9	Paulus 15	9,314#
D 21	ST. JOHN'S	W, 70-57	Redick 18	Spears 14	Williams 10	two with 6	Paulus 7	9,314#
D 31	vs. UNC Greensboro&	W, 102-69	Redick 35	Hickman 23	Williams 12	Hines 5	two with 4	21,124
J 2	BUCKNELL	W, 84-50	Williams 23	McNaughton 15	Williams 11	Lee 8	Paulus 7	9,314#
J 8	at [23] Wake Forest*	W, 82-64	Redick 32	two with 12	two with 5	Williams 8	Dockery 4	14,665#
J 11	[23] MARYLAND*	W, 76-52	Redick 27	McCray 17	Williams 11	two with 9	Dockery 4	9,314#
J 14	at Clemson*	W, 87-77	Redick 34	Hamilton 31	Williams 11	Akingbala 8	Paulus 8	10,000#
J 18	[14] N.C. STATE*	W, 81-68	Redick 28	Simmons 28	Williams 9	Simmons 9	Redick 6	9,314#
J 21	at Georgetown	L, 87-84	Redick 41	Bowman 23	Williams 11	Bowman 8	Paulus 4	20,035#
J 26	at Virginia Tech*	W, 80-67	two with 24	Dowdell 21	Williams 15	Collins 10	Paulus 5	9,847#
J 28	VIRGINIA*	W, 82-63	Redick 40	Reynolds 19	Williams 10	Cain 7	Paulus 8	9,314#
F 1	at [15] Boston College*	W, 83-81	Redick 28	Dudley 28	Williams 6	Smith 8	Redick 4	8,606#
F 4	FLORIDA STATE*	W, 97-96 OT	Redick 36	Thornton 37	Williams 13	Thornton 15	Paulus 7	9,314#
F 7	at [23] North Carolina*	W, 87-83	Redick 35	Terry 17	Williams 9	three with 9	Paulus 7	21,750#
F 11	at Maryland*	W, 96-88	Redick 35	Caner-Medley 22	Williams 13	Gist 10	Paulus 7	17,950#
F 14	WAKE FOREST*	W, 93-70	Redick 33	Gray 18	two with 7	Williams 13	Paulus 5	9,314#
F 19	MIAMI*	W, 92-71	Redick 30	Diaz 23	Williams 15	two with 7	Dockery 5	9,314#
F 22	at Georgia Tech*	W, 73-66	Williams 26	Smith 18	Williams 11	Smith 12	Paulus 8	9,191#
F 25	at Temple=	W, 74-66	Williams 23	Collins 26	Williams 12	Collins 9	Paulus 5	20,313#
M 1	at Florida State*	L, 79-74	Redick 30	Thornton 26	Williams 16	Johnson 13	Redick 4	12,100#
M 4	[13] NORTH CAROLINA*	L, 83-76	two with 18	Hansbrough 27	Williams 15	Noel 12	Paulus 7	9,314#
M 10	vs. Miami\$	W, 80-76	Redick 25	two with 16	Williams 13	King 11	Paulus 5	23,745#
M 11	vs. Wake Forest\$	W, 78-66	Redick 20	Williams 23	McRoberts 8	Williams 12	Paulus 5	23,745#
M 12	vs. [11] Boston College\$	W, 78-76	Redick 26	Hinnant 20	Williams 8	Smith 10	Redick 4	23,745#
M 16	vs. Southern!	W, 70-54	two with 29	Alexander 19	Williams 18	Cipriano 10	Paulus 8	22,642
M 18	vs. [14] George Washington!	W, 74-61	Redick 20	O. Williams 14	Williams 14	O. Williams 15	Paulus 6	22,809
M 23	vs. [19] LSU^	L, 62-54	Williams 23	two with 14	Williams 13	Thomas 13	Paulus 4	27,633

Home games in BOLDFACE CAPS

- * - indicates Atlantic Coast Conference game
- [] - denotes opponent's AP ranking at time of game
- # - denotes sellout crowd
- > - Preseason National Invitation Tournament
- - Madison Square Garden (New York, N.Y.)
- < - ACC/Big Ten Challenge
- + - Continental Airlines Arena (East Rutherford, N.J.)
- & - Greensboro Coliseum
- = - Wachovia Center
- \$ - ACC Tournament (Greensboro Coliseum)
- ! - NCAA Tournament First & Second Rounds (Greensboro Coliseum)
- ^ - NCAA Tournament Sweet Sixteen (Georgia Dome)

Miscellaneous Statistics

Games as Leading Scorer: J.J. Redick 30, Shelden Williams 9
 Games as Leading Rebounder: Shelden Williams 31, Josh McRoberts 4, Sean Dockery 2, Lee Melchionni 2, DeMarcus Nelson 1
 Games Leading in Assists: Greg Paulus 25, Sean Dockery 7, J.J. Redick 6
 Double-Figure Scoring Games: J.J. Redick 36, Shelden Williams 34, Josh McRoberts 15, Sean Dockery 12, Greg Paulus 11, DeMarcus Nelson 9, Lee Melchionni 7, Martynas Pocius 1
 20-Point Games: J.J. Redick 28, Shelden Williams 18
 30-Point Games: J.J. Redick 14, Shelden Williams 1
 40-Point Games: J.J. Redick 3
 10-Rebound Games: Shelden Williams 22, Josh McRoberts 5
 10-Assist Games: Greg Paulus 1
 10-Block Games: Shelden Williams 1
 Double-Doubles: Shelden Williams 22, Josh McRoberts 2
 Charges Drawn (48): J.J. Redick 12, Lee Melchionni 11, Shelden Williams 7, Greg Paulus 5, Martynas Pocius 4, Sean Dockery 4, DeMarcus Nelson 4, Josh McRoberts 1
 Dunks (122): Shelden Williams 58, Josh McRoberts 54, DeMarcus Nelson 5, Eric Boateng 2, J.J. Redick 2, Lee Melchionni 1
 Three-Point Plays (41): Shelden Williams 15, J.J. Redick 15, Josh McRoberts 6, Lee Melchionni 3, Sean Dockery 2, DeMarcus Nelson 1, Greg Paulus 1
 Four-Point Plays (4): J.J. Redick 3, Sean Dockery 1
 Forced Five-Second Calls (8): Sean Dockery 3, Greg Paulus 3, DeMarcus Nelson 2
 Technical Fouls (4): J.J. Redick 1, Shelden Williams 1, Greg Paulus 1, bench 1
 Jump Balls Controlled (27): Josh McRoberts 25, Shelden Williams 2
 Bench Scoring: Duke 420, Opponents 551
 Duke's First Sub: Lee Melchionni 24, DeMarcus Nelson 13, Martynas Pocius 5, Josh McRoberts 5, Eric Boateng 2, Greg Paulus 2, Sean Dockery 2

2005-06 Attendance

Site	Games	Total	Average
Home	15	139,710	9,314
Road	12	182,922	15,244
Neutral	9	185,793	20,644
Totals	36	498,659	13,852

Sellouts: 30 (Home: 15; Road: 11; Neutral: 4)

Final Overall Statistics (32-4)

#	Player	GP	GS	Min	MPG	TOTAL			3-PTS			REBOUNDS				PF	DQ	Ast	TO	Blk	Stl	Pts	PPG			
						FG	A	Pct	FG	A	Pct	FT	A	Pct	OR									DR	TR	RPG
04	J.J. Redick	36	36	1336	37.1	302	643	.470	139	330	.421	221	256	.863	7	64	71	2.0	54	0	95	90	2	52	964	26.8
23	Shelden Williams	36	36	1198	33.3	237	410	.578	2	6	.333	201	270	.744	117	267	384	10.7	114	2	39	89	137	60	677	18.8
02	Josh McRoberts	36	31	883	24.5	115	190	.605	5	13	.385	77	116	.664	61	128	189	5.3	107	3	53	51	46	41	312	8.7
21	DeMarcus Nelson	24	7	517	21.5	61	135	.452	25	61	.410	24	37	.649	24	58	82	3.4	49	1	29	42	3	20	171	7.1
15	Sean Dockery	36	32	1069	29.7	93	200	.465	34	86	.395	36	52	.692	29	79	108	3.0	89	1	94	48	4	61	256	7.1
03	Greg Paulus	36	33	1163	32.3	72	193	.373	22	70	.314	76	97	.784	16	85	101	2.8	79	2	187	118	0	56	242	6.7
13	Lee Melchioni	36	5	717	19.9	64	176	.364	40	125	.320	38	57	.667	27	89	116	3.2	76	1	33	26	5	35	206	5.7
05	Martynas Pocius	28	0	172	6.1	16	33	.485	5	16	.313	5	8	.625	3	5	8	0.3	20	1	13	12	0	8	42	1.5
34	Jamal Boykin	26	0	70	2.7	8	17	.471	0	0	.000	9	10	.900	8	12	20	0.8	16	0	2	7	4	2	25	1.0
45	Eric Boateng	20	0	50	2.5	6	7	.857	0	0	.000	2	2	1.000	4	8	12	0.6	11	0	1	5	0	1	14	0.7
40	Ross Perkins	6	0	12	2.0	1	2	.500	1	1	1.000	0	0	.000	0	1	1	0.2	0	0	0	0	0	0	3	0.5
51	Patrick Johnson	13	0	23	1.8	3	3	1.000	0	0	.000	0	0	.000	1	3	4	0.3	6	0	0	2	1	0	6	0.5
12	Jordan Davidson	10	0	11	1.1	1	2	.500	1	1	1.000	0	0	.000	0	1	1	0.1	0	0	0	1	0	1	3	0.3
30	Joe Pagliuca	1	0	4	4.0	0	0	.000	0	0	.000	0	0	.000	0	0	0	0.0	0	0	0	0	0	0	0	0.0
TM	TEAM																									
	Total	36				979	2011	.487	274	709	.386	689	905	.761	350	854	1204	33.4	621	11	546	496	202	337	2921	81.1
	Opponents	36				951	2215	.429	143	471	.304	408	612	.667	517	784	1301	36.1	760	-	438	582	133	258	2453	68.1

SCORE BY PERIODS:	1st	2nd	OT	Total	DEADBALL REBOUNDS:	OFF	DEF	TOTAL
Duke	1,464	1,444	13	2,921	Duke	103	14	117
Opponents	1,205	1,236	12	2,453	Opponents	84	10	94

Final Conference Statistics (14-2)

#	Player	GP	GS	Min	MPG	TOTAL			3-PTS			REBOUNDS				PF	DQ	Ast	TO	Blk	Stl	Pts	PPG			
						FG	A	Pct	FG	A	Pct	FT	A	Pct	OR									DR	TR	RPG
04	J.J. Redick	16	16	609	38.1	144	310	.465	59	151	.391	123	135	.911	4	30	34	2.1	26	0	49	46	1	30	470	29.4
23	Shelden Williams	16	16	535	33.4	110	190	.579	1	3	.333	92	121	.760	61	123	184	11.5	53	1	21	46	68	30	313	19.6
15	Sean Dockery	16	15	484	30.3	47	95	.495	27	46	.587	15	23	.652	13	24	37	2.3	45	1	39	22	4	29	136	8.5
21	DeMarcus Nelson	13	1	282	21.7	40	80	.500	14	33	.424	8	17	.471	11	30	41	3.2	28	0	16	25	2	10	102	7.8
02	Josh McRoberts	16	14	369	23.1	38	66	.576	4	6	.667	40	53	.755	22	50	72	4.5	54	1	30	23	20	21	120	7.5
03	Greg Paulus	16	16	529	33.1	31	95	.326	7	31	.226	23	33	.697	5	35	40	2.5	34	0	83	58	0	23	92	5.8
13	Lee Melchioni	16	2	336	21.0	28	73	.384	21	54	.389	15	22	.682	14	47	61	3.8	40	1	16	10	3	15	92	5.8
12	Jordan Davidson	5	0	4	0.8	1	1	1.000	1	1	1.000	0	0	.000	0	0	0	0.0	0	0	0	1	0	0	3	0.6
05	Martynas Pocius	13	0	38	2.9	3	7	.429	0	3	.000	0	0	.000	0	1	1	0.1	3	0	2	1	0	3	6	0.5
34	Jamal Boykin	13	0	15	1.2	1	3	.333	0	0	.000	0	0	.000	0	5	5	0.4	5	0	0	3	2	1	2	0.2
40	Ross Perkins	1	0	2	2.0	0	1	.000	0	0	.000	0	0	.000	0	0	0	0.0	0	0	0	0	0	0	0	0.0
45	Eric Boateng	6	0	9	1.5	0	0	.000	0	0	.000	0	0	.000	1	0	1	0.2	4	0	1	1	0	0	0	0.0
51	Patrick Johnson	8	0	13	1.6	0	0	.000	0	0	.000	0	0	.000	1	1	2	0.3	5	0	0	2	1	0	0	0.0
TM	TEAM																									
	Total	16				443	921	.481	134	328	.409	316	404	.782	161	369	530	33.1	297	4	257	239	101	162	1336	83.5
	Opponents	16				453	1028	.441	59	181	.326	218	315	.692	255	355	610	38.1	330	-	203	261	67	123	1183	73.9

SCORE BY PERIODS:	1st	2nd	OT	Total	DEADBALL REBOUNDS:	OFF	DEF	TOTAL
Duke	668	655	13	1,366	Duke	44	6	50
Opponents	568	603	12	1,183	Opponents	42	6	46

Duke advanced to its ninth consecutive NCAA Tournament Sweet 16 in 2006. The Blue Devils also won 32 games, marking the ninth time in the past 21 seasons they have accomplished that feat.



Team Honors

- No. 1 in final AP poll
- ACC Regular Season Champions
- ACC Tournament Champions
- Reached the Sweet Sixteen of NCAA Tournament
- Earned a No. 1 seed in the NCAA Tournament
- Tied for second most wins in NCAA Division I
- Ranked No. 1 in the AP Poll for 14 of 19 weeks
- NIT Season Tip-off Champions

Individual Honors

Sean Dockery

- SI.com All-Glue Team (Feb. 14)
- ACC All-Defensive Team (*honorable mention*)

Josh McRoberts

- Third Team All-Rookie (Collegehoops.net)
- ACC All-Tournament Second Team
- ACC All-Freshman Team
- No. 1 Freshman in the nation (*Lindy's*)
- No. 3 Power Forward in the nation (*Lindy's*)
- Preseason Second Team All-ACC (*Lindy's*)
- ACC's Top NBA Prospect (*Lindy's*)
- No. 1 Incoming Freshman (*Athlon*)
- Top Rated Freshman Power Forward (*Athlon*)
- Preseason Newcomer of the Year in the ACC (*Athlon*)
- Preseason ACC Rookie of the Year (*ACC Basketball Handbook*)
- Preseason ACC All-Rookie Team (*ACC Basketball Handbook*)
- No. 6 Power Forward in the nation (*Sporting News*)
- Top Ranked Recruit in the ACC (*Sporting News*)
- Best NBA Prospect in the ACC (*Sporting News*)
- Preseason Fabulous Freshman (*Sports Illustrated*)

Greg Paulus

- Third Team All-Rookie (Collegehoops.net)
- ACC All-Tournament Second Team
- ACC All-Freshman Team
- ACC Co-Rookie of the Week (Dec. 5, Dec. 19)
- Top Rated Freshman Point Guard (*Athlon*)
- No. 4 Recruit in the ACC (*Sporting News*)

J.J. Redick

- James E. Sullivan Award (nation's top amateur athlete)
- Wooden Award National Player of the Year
- Naismith National Player of the Year
- AP National Player of the Year
- Oscar Robertson Trophy winner (USBWA National Co-POTY)
- Rupp Award winner
- NABC National Co-Player of the Year
- *Basketball Times* National Co-Player of the Year
- John R. Wooden Award All-America Team
- AP First Team All-America (unanimous)
- Bayer Senior CLASS Award winner
- ACC Tournament MVP
- ACC All-Tournament First Team
- All-America Team (CollegeInsider.com)
- National Player of the Year (*The Sporting News*)
- National Player of the Year (SI.com)
- First Team All-America (*Basketball Times*)
- First Team All-America (*The Sporting News*)
- First Team All-America (Rivals.com)
- First Team All-America (SI.com)
- First Team All-America (Collegehoops.net)
- USBWA First Team All-America
- USBWA District III Player of the Year
- National Player of the Year (*ESPN.com* - *Bilas, Forde, Fraschilla, Katz, Schwab, Vitale*)
- First Team All-America (*ESPN.com* - unanimous)
- ACC Player of the Year
- First Team All-ACC (unanimous)
- Named to USA Senior National Team program
- Dick Vitale's National Co-Player of the Week (Feb. 20)
- *ESPN.com* National Player of the Week (Feb. 6)
- Midseason First Team All-America (SI.com)
- ACC Player of the Week (Nov. 21, Dec. 12, Jan. 23, Jan. 30, Feb. 13, Feb. 20)
- NIT Season Tip-Off All-Tournament Team
- No. 1 Shooting Guard in the nation (*Lindy's*)
- Preseason First Team All-ACC (*Lindy's*)
- Preseason Top Shooter in the ACC (*Lindy's*)
- Preseason First Team All-America (*Street & Smith's*)
- Preseason First Team All-ACC (*Street & Smith's*)

- Best Under Pressure in the ACC (*Street & Smith's*)
- No. 1 Shooter in the nation (*Athlon*)
- Preseason First Team All-America (*Athlon*)
- Preseason ACC Player of the Year (*Athlon*)
- Preseason First Team All-ACC (*Athlon*)
- Preseason First Team All-America (*Blue Ribbon*)
- Preseason First Team All-America (*Basketball Times*)
- Preseason ACC Player of the Year (*ACC Basketball Handbook*)
- Preseason First Team All-ACC (*ACC Basketball Handbook*)
- Preseason First Team All-America (*Sporting News*)
- Top Ranked Shooting Guard in the nation (*Sporting News*)
- Preseason ACC Player of the Year (*Sporting News*)
- Preseason First Team All-ACC (*Sporting News*)
- Best Shooter in the ACC (*Sporting News*)
- Preseason First Team All-America (*Scout.com*)
- Preseason All-America Team (*CollegeInsider.com*)
- Preseason First Team All-America (*Sports Illustrated*)
- Preseason National Player of the Year (*ESPN.com* - *Vitale, Schwab, Forde*)

Shelden Williams

- John R. Wooden Award All-America Team
- NABC Defensive Player of the Year
- AP First Team All-America
- ACC All-Tournament First Team
- Defensive All-America Team (CollegeInsider.com)
- All-America Team (CollegeInsider.com)
- First Team All-America (*Basketball Times*)
- First Team All-America (*The Sporting News*)
- First Team All-America (Rivals.com)
- First Team All-America (SI.com)
- First Team All-America (Collegehoops.net)
- USBWA First Team All-America
- USBWA All-District Team (District III)
- Rupp Award Finalist
- First Team All-America (*ESPN.com* - *Bilas, Forde, Fraschilla, Katz, Schwab, Vitale*)
- ACC Defensive Player of the Year
- First Team All-ACC (unanimous)
- Bayer Senior CLASS Award Finalist
- Oscar Robertson Trophy (USBWA National POTY) Finalist
- Midseason First Team All-America (SI.com)
- ACC Player of the Week (Nov. 28, Feb. 27)
- USA Basketball Male Athlete of the Year
- NIT Season Tip-Off Most Outstanding Player
- NIT Season Tip-Off All-Tournament Team
- No. 1 Center in the nation (*Lindy's*)
- No. 1 Defensive Player in the nation (*Lindy's*)
- Preseason ACC Player of the Year (*Lindy's*)
- Preseason First Team All-ACC (*Lindy's*)
- Top Rebounder in the ACC (*Lindy's*)
- Top Defender in the ACC (*Lindy's*)
- Preseason First Team All-America (*Street & Smith's*)
- Preseason First Team All-ACC (*Street & Smith's*)
- Best Shot Blocker in the ACC (*Street & Smith's*)
- Best Defender in the ACC (*Street & Smith's*)
- Best Rebounder in the ACC (*Street & Smith's*)
- No. 1 Post Player in the nation (*Athlon*)
- Preseason First Team All-America (*Athlon*)
- Preseason First Team All-ACC (*Athlon*)
- Best Defensive Player in the ACC (*Athlon*)
- Preseason National Player of the Year (*Blue Ribbon*)
- Preseason First Team All-America (*Blue Ribbon*)
- Preseason First Team All-America (*Basketball Times*)
- Preseason First Team All-ACC (*ACC Basketball Handbook*)
- Best Defensive Player in the nation (*Sporting News*)
- Preseason Second Team All-America (*Sporting News*)
- Top Ranked Center in the nation (*Sporting News*)
- Preseason First Team All-ACC (*Sporting News*)
- Best Defender ACC (*Sporting News*)
- Preseason First Team All-America (*Scout.com*)
- Preseason All-America Team (*CollegeInsider.com*)
- Preseason First Team All-America (*Sports Illustrated*)
- Preseason National Player of the Year (*ESPN.com* - *Bilas, Fraschilla, Katz, Glockner*)

Mike Krzyzewski

- Jim Phelan Award Finalist (*CollegeInsider.com*)
- Best Strategist in the ACC (*Street & Smith's*)

2005-06 Boxscores

Boston University 47
[1] Duke 64

Game 1 • November 14, 2005 • espn2
 Durham, N.C. • Cameron Indoor Stadium

Boston U.	FG	3FG	FT	REB	PF	TP	A	TO	B	S	Min	
Konate f	3-5	0-0	0-0	1-4	5	4	6	0	2	2	3	27
Gardner f	4-7	0-0	0-0	2-5	7	3	8	0	1	2	0	26
Macon g	0-2	0-1	1-2	0-3	3	2	1	4	7	0	0	25
Hassan g	3-6	1-4	0-0	1-5	6	2	7	0	3	0	0	22
Wynn g	1-7	0-4	0-0	1-3	4	3	2	6	3	0	1	29
Wolff	0-0	0-0	0-0	0-0	3	0	2	1	0	0	0	8
Geffen	3-4	0-0	0-0	0-1	1	6	0	2	0	0	0	13
Cobyln	4-7	0-0	1-2	1-0	1	4	9	0	2	0	1	15
Peterkin	0-0	0-0	0-0	0-0	0	0	0	1	0	0	0	2
Gaffney	4-7	0-2	0-0	2-4	6	0	8	0	1	0	0	21
Sullivan	0-0	0-0	0-0	0-0	1	0	0	0	0	0	0	10
Johnson	0-0	0-0	0-0	0-0	0	0	0	1	0	0	0	2
TEAM							2					
Totals	22-45	1-11	2-4	8-25	33	23	47	12	26	4	6	200
Pct.	.489	.091	.500	DB: 1.1								

FG's (1st half: 12-22, .545; 2nd half: 10-23, .435)
 3FG's (1st half: 1-5, .200; 2nd half: 0-6, .000)
 FT's (1st half: 1-2, .500; 2nd half: 1-2, .500)

Duke	FG	3FG	FT	REB	PF	TP	A	TO	B	S	Min	
Melchionni f	3-10	1-6	1-2	2-1	3	0	8	1	0	1	2	28
Nelson f	1-8	0-2	3-3	1-2	3	1	5	1	2	0	7	30
Williams c	6-12	0-0	5-7	3-4	7	3	17	0	1	2	1	32
Redick g	7-14	0-3	5-7	0-0	0	2	19	2	1	0	1	39
Dockery g	2-4	2-4	1-2	1-1	2	7	2	2	0	0	0	26
McRoberts	3-6	0-0	0-3	5-5	10	3	6	0	1	0	1	26
Paulus	0-1	0-1	2-2	0-1	1	0	2	0	3	0	3	18
Pocius	0-0	0-0	0-0	0-0	0	0	0	0	0	0	0	1
TEAM							0-1					
Totals	22-55	3-16	17-26	12-15	27	11	64	6	10	3	15	200
Pct.	.400	.188	.654	DB: 4.1								

FG's (1st half: 15-31, .484; 2nd half: 7-24, .292)
 3FG's (1st half: 2-8, .250; 2nd half: 1-8, .125)
 FT's (1st half: 8-14, .571; 2nd half: 9-12, .750)

Officials: J.D. Collins, Mike Roberts, Chris Beaver • Attendance: 9,314

Score by Periods	1st	2nd	Total
Boston University	26	21	47
Duke	40	24	64

Seton Hall 40
[1] Duke 93

Game 2 • November 16, 2005 • ESPN
 Durham, N.C. • Cameron Indoor Stadium

Seton Hall	FG	3FG	FT	REB	PF	TP	A	TO	B	S	Min	
Whitney f	0-10	0-0	1-2	2-3	1	1	2	1	5	2	29	
Gaines f	2-4	0-0	2-2	2-2	4	2	6	0	2	0	1	20
Cousin c	0-3	0-0	0-0	0-2	2	0	0	1	0	0	15	
Nutter g	1-8	0-2	0-0	0-1	1	0	2	0	0	0	13	
Copeland g	2-4	1-2	2-4	0-0	2	7	0	4	0	2	22	
Laing	4-9	0-0	3-4	3-1	4	11	2	3	1	0	31	
Marshall	0-3	0-0	4-4	0-0	1	4	1	1	0	0	18	
Messy	0-1	0-1	0-0	0-0	0	0	0	0	0	0	2	
Gause	1-6	1-5	0-1	0-2	2	3	0	1	0	1	16	
Garcia	0-2	0-0	0-0	0-0	3	0	0	1	0	0	7	
Palmer	3-3	0-0	0-0	1-2	4	6	0	0	0	0	12	
Billmeier	0-1	0-0	0-1	1-3	4	0	0	1	0	0	15	
Totals	13-54	2-10	12-18	11-16	27	40	5	17	2	10	200	

FG's (1st half: 4-31, .129; 2nd half: 9-23, .391)
 3FG's (1st half: 0-5, .000; 2nd half: 2-5, .400)
 FT's (1st half: 5-6, .833; 2nd half: 7-12, .583)

Duke	FG	3FG	FT	REB	PF	TP	A	TO	B	S	Min	
McRoberts f	2-2	0-0	2-4	0-2	3	6	0	1	1	0	19	
Williams f	2-3	0-0	3-4	3-5	8	2	7	1	1	0	16	
Paulus g	4-4	2-2	2-2	1-4	5	0	12	4	4	0	1	26
Redick g	6-11	4-7	2-2	0-4	1	18	1	3	0	0	27	
Dockery g	3-6	0-1	0-0	0-4	2	6	7	1	0	2	23	
Pocius	2-5	0-0	0-0	0-0	4	4	4	2	0	1	13	
Melchionni	3-7	2-6	0-3	0-2	1	8	2	1	0	2	20	
Nelson	6-6	2-2	2-2	1-4	5	0	16	2	1	0	1	23
Pagliuca	0-0	0-0	0-0	0-0	0	0	0	0	0	0	4	
Boykin	2-6	0-0	0-0	2-0	2	4	1	0	0	0	8	
Perkins	0-0	0-0	0-0	0-0	0	0	0	0	0	0	4	
Boateng	2-2	0-0	2-2	1-4	5	2	6	0	0	0	13	
Johnson	3-3	0-0	0-0	0-2	4	0	6	0	0	0	4	
Totals	35-55	10-18	13-19	8-33	41	93	22	14	2	8	200	

FG's (1st half: 16-27, .593; 2nd half: 19-28, .679)
 3FG's (1st half: 6-9, .667; 2nd half: 4-9, .444)
 FT's (1st half: 5-9, .556; 2nd half: 8-10, .800)

Officials: Gerald Boudreaux, Bert Smith, Mike Nance • Attendance: 9,314

Score by Periods	1st	2nd	Total
Seton Hall	13	27	40
Duke	43	50	93

Davidson 55
[1] Duke 84

Game 3 • November 19, 2005 • espn2
 Durham, N.C. • Cameron Indoor Stadium

Davidson	FG	3FG	FT	REB	PF	TP	A	TO	B	S	Min	
Meno f	1-4	0-0	0-0	1-2	3	2	2	2	0	0	17	
Johnson f	8-15	0-1	3-3	0-4	2	19	0	1	0	0	33	
McKillop g	0-2	0-2	1-2	1-0	1	2	1	0	0	1	25	
Grant g	0-3	0-0	2-2	0-3	4	2	2	5	0	0	18	
Winters g	8-15	1-3	0-0	1-1	2	17	1	1	0	0	34	
Richards	1-5	0-0	4-4	0-1	2	6	3	2	0	0	22	
Gosselin	0-1	0-1	0-0	0-0	0	0	0	0	0	0	2	
Sander	3-6	0-0	0-0	4-5	2	6	0	1	1	2	26	
Blancett	0-0	0-0	0-0	0-1	0	0	0	0	0	0	6	
Morton	1-4	0-1	0-0	0-0	0	2	0	0	0	0	13	
Clunie	0-0	0-0	0-0	0-0	0	0	0	0	0	0	1	
Lovedale	0-2	0-0	0-0	2-3	1	0	0	1	0	0	3	
TEAM							2-4					
Totals	22-57	1-8	10-11	11-20	31	18	55	10	14	1	3	200
Pct.	.386	.125	.909	DB: 1.1								

FG's (1st half: 10-27, .370; 2nd half: 12-30, .400)
 3FG's (1st half: 1-3, .333; 2nd half: 0-5, .000)
 FT's (1st half: 5-6, .833; 2nd half: 5-5, 1.000)

Duke	FG	3FG	FT	REB	PF	TP	A	TO	B	S	Min	
Nelson f	2-4	1-3	0-1	0-4	2	5	2	1	1	1	26	
Williams f	8-13	0-0	4-8	3-7	10	3	20	1	3	9	2	34
McRoberts c	2-4	0-0	0-0	2-1	3	4	0	2	1	0	20	
Redick g	10-18	4-6	5-5	0-0	0	29	1	2	0	1	36	
Dockery g	2-5	0-2	0-0	0-5	2	4	6	1	0	1	32	
Paulus	2-2	2-2	0-0	0-2	0	6	2	0	0	0	19	
Pocius	0-0	0-0	0-0	0-0	0	0	1	0	0	0	4	
Melchionni	5-13	3-8	3-3	2-5	7	3	16	3	0	0	27	
Boateng	0-0	0-0	0-0	0-0	0	0	0	0	0	0	2	
Totals	31-59	10-21	12-17	6-24	33	14	84	16	9	11	5	200
Pct.	.525	.476	.706	DB: 3								

FG's (1st half: 16-32, .500; 2nd half: 15-27, .556)
 3FG's (1st half: 3-11, .273; 2nd half: 7-10, .700)
 FT's (1st half: 6-8, .750; 2nd half: 6-9, .667)

Officials: Mike Wood, Roger Ayers, Terry Moore • Attendance: 9,314

Score by Periods	1st	2nd	Total
Davidson	26	29	55
Duke	41	43	84

[1] Duke 78
Drexel 68

Game 4 • November 23, 2005 • espn2
 New York, N.Y. • Madison Square Garden

Duke	FG	3FG	FT	REB	PF	TP	A	TO	B	S	Min	
McRoberts f	5-6	0-0	0-2	1-5	6	2	10	0	0	3	0	29
Nelson f	0-0	0-0	0-0	0-1	0	0	0	0	2	0	0	8
Williams c	7-15	0-0	6-8	3-6	9	4	20	1	2	0	1	29
Redick g	8-19	2-8	13-15	0-2	2	31	1	1	0	2	37	
Dockery g	2-2	0-0	0-0	0-2	3	4	0	1	0	0	32	
Paulus	0-1	0-1	0-0	0-1	3	0	5	0	0	1	25	
Pocius	3-4	1-2	0-0	0-0	0	7	1	1	0	1	13	
Melchionni	1-6	0-5	2-3	0-1</								

2005-06 Boxscores

VT Virginia Tech 75
D [1] Duke 77

Game 7 • December 4, 2005 • FSN
 Durham, N.C. • Cameron Indoor Stadium

Virginia Tech	FG	3FG	FT	REB	PF	TP	A TO	B	S	Min	
Washington f	4-7	0-0	2-2	0-6	6	5	10	3	3	1 3 28	
Collins f	12-17	0-0	1-2	4-4	8	2	25	0	2	0 1 40	
Diakite f	0-0	0-0	0-0	0-0	2	0	0	0	0	0 0 2	
Harris g	2-3	0-0	2-2	0-0	3	6	0	0	0	1 11	
Salles g	1-3	0-0	0-0	0-3	2	2	1	3	1	1 26	
Dowdell	7-17	1-5	0-0	0-4	4	0	15	4	0	0 1 31	
Witherspoon	1-2	1-2	1-2	0-1	1	4	0	1	0	0 8	
Gordon	4-8	1-2	2-4	2-2	4	11	5	3	0	2 33	
Vassallo	0-0	0-0	0-0	0-0	1	0	0	0	0	0 4	
Tucker	1-5	0-1	0-0	1-2	3	2	0	1	0	1 17	
TEAM	3-2-5										
Totals	32-62	3-10	8-12	10-24	34	20	75	13	13	3 9 200	
Pct.	.516	.300	.667	DB: 3							

FG's (1st half: 16-32, .500; 2nd half: 16-30, .533)
 3FG's (1st half: 2-5, .400; 2nd half: 1-5, .200)
 FT's (1st half: 2-4, .500; 2nd half: 6-8, .750)

Duke	FG	3FG	FT	REB	PF	TP	A TO	B	S	Min	
McRoberts f	1-3	0-0	3-4	1-3	3	5	3	2	1	0 24	
Williams f	8-11	0-0	5-7	6-13	19	3	21	3	1	5 2 38	
Paulus g	2-7	1-2	0-0	0-0	1	5	4	3	0	1 33	
Redick g	6-19	2-8	4-4	0-0	3	18	2	4	0	1 34	
Dockery g	6-9	4-5	3-4	1-1	2	4	19	3	0	0 6 36	
Pocius	2-4	0-2	0-0	0-0	1	4	0	0	0	0 8	
Melchionni	1-3	1-3	2-2	1-3	4	1	5	0	1	2 24	
Boykin	0-0	0-0	0-0	0-1	0	0	0	1	0	0 1	
Boateng	0-0	0-0	0-0	0-0	2	0	0	0	0	0 2	
TEAM	3-2-5										
Totals	26-56	8-20	17-21	9-21	30	18	77	13	15	8 11 200	
Pct.	.464	.400	.810	DB: 1							

FG's (1st half: 12-29, .414; 2nd half: 14-27, .519)
 3FG's (1st half: 0-8, .000; 2nd half: 8-12, .667)
 FT's (1st half: 11-12, .917; 2nd half: 6-9, .667)

Officials: Karl Hess, Gary Maxwell, Bernard Clinton • Attendance: 9,314
 Technical Fouls: Virginia Tech - A.D. Vassallo; Duke - J.J. Redick

Score by Periods	1st	2nd	Total
Virginia Tech	36	39	75
Duke	35	42	77

Pennsylvania 59
D [1] Duke 72

Game 8 • December 7, 2005 • espn2
 Durham, N.C. • Cameron Indoor Stadium

Penn	FG	3FG	FT	REB	PF	TP	A TO	B	S	Min
Danley f	1-5	0-1	1-2	3-3	6	1	3	3	7	1 29
Zoller f	3-12	0-2	3-6	4-3	7	4	9	2	5	0 1 20
Jaaber g	7-11	2-5	0-0	2-2	4	1	16	3	8	0 2 40
Whitehurst g	5-11	5-7	0-0	2-3	5	2	15	2	1	1 0 34
Osmundson g	2-5	0-1	0-0	0-1	2	4	2	4	0	1 30
Grandier	1-1	0-0	0-0	1-1	2	0	2	0	1	0 9
Cohen	0-1	0-1	0-0	0-0	0	0	0	0	0	0 0+
Egee	0-0	0-0	0-0	0-0	0	0	0	0	0	0 0+
Franklin	0-0	0-0	0-0	0-0	0	0	0	0	0	0 0+
Gill	0-0	0-0	0-0	0-0	0	0	0	0	0	0 0+
McMahon	1-4	1-3	0-0	0-1	5	3	0	0	0	0 16
Ebede	2-6	0-1	3-3	0-3	3	7	1	0	0	2 21
Votel	0-0	0-0	0-0	0-0	1	0	0	0	0	0 1
Totals	22-56	8-21	7-11	14-20	34	20	59	13	26	2 8 200
Pct.	.393	.381	.636	DB: 2.1						

FG's (1st half: 9-28, .321; 2nd half: 13-28, .464)
 3FG's (1st half: 2-8, .250; 2nd half: 6-13, .462)
 FT's (1st half: 4-7, .571; 2nd half: 3-4, .750)

Duke	FG	3FG	FT	REB	PF	TP	A TO	B	S	Min
McRoberts f	3-6	0-1	2-5	1-6	7	3	8	2	4	2 27
Williams f	5-7	0-0	10-11	1-4	5	3	20	1	3	2 4 36
Paulus g	0-4	0-1	2-2	1-1	5	2	2	5	0	1 29
Redick g	8-16	4-9	4-4	0-2	2	24	4	1	0	0 37
Dockery g	5-8	1-3	0-0	3-4	7	2	11	1	2	0 5 36
Pocius	1-2	0-1	0-2	0-0	1	2	0	1	0	0 11
Melchionni	1-4	1-4	2-2	0-2	3	5	1	1	0	1 20
Boykin	0-0	0-0	0-0	0-0	0	0	0	0	0	1 2
Boateng	0-0	0-0	0-0	0-0	1	0	0	0	0	0 2
Totals	23-47	6-19	20-26	6-21	27	19	72	11	17	4 16 200
Pct.	.489	.316	.769	DB: 3.1						

FG's (1st half: 11-25, .440; 2nd half: 12-22, .545)
 3FG's (1st half: 3-10, .300; 2nd half: 3-9, .333)
 FT's (1st half: 9-14, .643; 2nd half: 11-12, .917)

Officials: Jamie Luckie, Edward Corbett, Mike Eades • Attendance: 9,314

Score by Periods	1st	2nd	Total
Penn	24	35	59
Duke	34	38	72

[2] Texas 66
D [1] Duke 97

Game 9 • December 10, 2005 • CBS
 East Rutherford, N.J. • Continental Airlines Arena

Texas	FG	3FG	FT	REB	PF	TP	A TO	B	S	Min	
Tucker f	6-14	0-0	2-3	4-3	7	2	14	2	4	1 2 38	
Buckman f	0-3	0-0	2-2	1-1	2	0	2	1	0	0 1 7	
Aldridge c	8-13	0-0	5-6	2-4	6	3	21	0	2	0 1 40	
Gibson g	6-11	1-5	0-0	1-4	5	4	13	2	3	0 35	
Paulino g	6-9	2-3	0-1	0-1	1	14	0	1	0	0 32	
Lewis	0-1	0-1	0-0	0-0	2	0	1	1	0	0 5	
Abrams	0-3	0-1	0-0	1-3	4	2	0	1	4	0 1 11	
Winder	0-1	0-0	0-0	0-0	0	0	0	0	0	0 2	
Atchley	0-2	0-2	0-0	0-0	1	0	0	0	0	0 6	
Williams	1-2	0-0	0-0	0-1	3	2	0	1	0	1 24	
TEAM	2-2-4										
Totals	27-59	3-12	9-12	11-19	30	18	66	7	16	1 6 200	
Pct.	.458	.250	.750	DB: 1							

FG's (1st half: 15-29, .517; 2nd half: 12-30, .400)
 3FG's (1st half: 1-3, .333; 2nd half: 2-9, .222)
 FT's (1st half: 2-2, 1.000; 2nd half: 7-10, .700)

Duke	FG	3FG	FT	REB	PF	TP	A TO	B	S	Min	
McRoberts f	3-6	0-0	0-0	1-4	5	2	6	1	1	1 2 26	
Williams f	7-12	0-0	9-10	2-4	6	2	23	4	5	1 35	
Paulus g	2-4	0-0	4-4	1-3	4	2	8	5	1	0 2 33	
Redick g	13-24	9-16	6-6	1-3	4	1	41	0	1	0 3 37	
Dockery g	2-3	1-1	2-2	1-6	7	3	7	4	2	0 2 34	
Pocius	2-3	1-2	0-0	0-0	1	5	1	0	0	0 10	
Melchionni	1-3	1-3	0-0	0-0	3	3	0	0	0	0 19	
Boykin	1-2	0-0	2-2	0-1	0	4	0	0	0	0 2	
Perkins	0-0	0-0	0-0	0-0	0	0	0	0	0	0 1	
Boateng	0-1	0-0	0-0	1-1	2	1	0	0	0	0 3	
TEAM	1-1-2										
Totals	31-58	12-22	23-24	8-23	31	15	97	15	7	6 10 200	
Pct.	.534	.545	.958	DB: 1							

FG's (1st half: 17-29, .586; 2nd half: 14-29, .483)
 3FG's (1st half: 6-12, .500; 2nd half: 6-10, .600)
 FT's (1st half: 5-6, .833; 2nd half: 18-18, 1.000)

Officials: Mike Wood, Larry Rose, Terry Moore • Attendance: 19,579

Score by Periods	1st	2nd	Total
Texas	33	33	66
Duke	45	52	97

Valparaiso 77
D [1] Duke 104

Game 10 • December 18, 2005 • FSN
 Durham, N.C. • Cameron Indoor Stadium

Valparaiso	FG	3FG	FT	REB	PF	TP	A TO	B	S	Min
Howard f	8-12	0-1	4-7	1-1	2	2	20	3	1	0 1 33
Oppland f	11-18	0-2	3-4	1-5	6	3	25	0	3	0 0 33
Kone c	1-5	0-1	0-0	4-5	4	2	2	2	1	1 22
Colclasure g	0-3	0-2	0-0	0-2	2	0	0	0	0	0 15
Berdiel g	4-11	0-3	2-4	1-4	5	4	10	3	3	0 29
Igbavboa	0-1	0-0	0-0	0-1	1	0	1	0	0	1 3
Diebler	0-0	0-0	0-0	0-0	0	0	0	0	0	0 3
Miles	1-3	1-1	0-0	2-1	3	3	1	2	0	0 11
McPherson	1-1	0-0	0-0	0-0	2	2	0	1	0	0 10
Hooper	0-0	0-0	0-0	0-0	0	0	0	0	0	0 1
Loyd	3-4	0-0	0-0	1-1	2	6	5	1	0	0 19
Huff	4-10	1-4	0-0	1-2	3	9	0	1	0	0 21
Totals	33-68	2-14	9-15	14-22	36	26	77	15	14	1 6 200
Pct.	.485	.143	.600	DB: 0						

FG's (1st half: 20-40, .500; 2nd half: 13-28, .464)
 3FG's (1st half: 1-9, .111; 2nd half: 1-5, .200)
 FT's (1st half: 3-5, .600; 2nd half: 6-10, .600)

Duke	FG	3FG	FT	REB	PF	TP	A TO	B	S	Min
McRoberts f	4-5	0-0	0-1	1-2	3	2	8	2	1	1 19
Williams f	7-11	0-0	5-7	1-10	11	3	19	0	1	2 28
Paulus g	1-3	1-2	0-							

2005-06 Boxscores



Bucknell 50
[1] Duke 84

Game 13 • January 2, 2006 • ESPN
 Durham, N.C. • Cameron Indoor Stadium

Bucknell	FG	3FG	FT	REB	PF	TP	A	T	O	B	S	Min
Mastroianni	1-5	0-0	0-0	2-4	4	2	1	2	0	1	21	
Lee	3-8	1-3	1-4	3-5	2	8	1	4	0	3	31	
McNaughton	4-11	0-1	7-8	4-2-6	2	15	0	1	0	2	30	
Badmus	0-2	0-1	0-0	0-0-0	5	0	4	5	0	0	24	
Beltencourt	2-13	1-7	0-0	0-5-5	0	5	1	4	0	0	28	
Thomas	0-0	0-0	0-0	0-0-0	0	0	1	1	0	0	4	
Brown	0-1	0-0	0-0	0-0-0	2	0	0	1	0	0	12	
Castleberry	0-0	0-0	0-0	0-0-0	0	0	0	0	0	0	2	
Griffin	2-4	1-3	0-1	0-1-1	2	5	1	1	0	1	14	
Vegotsky	4-7	4-5	0-0	0-1-1	0	12	0	0	0	0	12	
Mack	0-0	0-0	0-0	0-0-0	1	0	0	0	0	0	2	
Morrison	0-0	0-0	1-2	0-1-1	0	1	0	0	0	0	1	
Linthicum	0-1	0-0	0-0	0-0-0	0	0	0	0	0	0	3	
Vaer-McClayton	1-3	0-0	0-0	1-0-1	4	2	0	1	0	0	16	
Totals	17-55	7-20	9-15	12-19-31	22	50	9	20	0	7	200	

FG's (1st half: 7-27, .259; 2nd half: 10-28, .357)
 3FG's (1st half: 1-6, .167; 2nd half: 6-14, .429)
 FT's (1st half: 4-5, .800; 2nd half: 5-10, .500)

Duke	FG	3FG	FT	REB	PF	TP	A	T	O	B	S	Min
McRoberts	5-6	0-0	4-7	2-8-10	4	14	3	0	1	3	22	
Williams	10-16	0-0	3-4	3-8-11	3	23	0	1	2	2	30	
Paulus	1-4	0-2	2-2	0-1-1	2	4	7	3	0	1	33	
Redick	9-21	2-11	2-2	0-2-2	0	22	2	3	0	0	33	
Dockery	4-7	0-2	2-3	3-5-8	0	10	5	1	0	4	33	
Pocius	0-0	0-0	0-0	1-0-1	0	0	3	1	0	1	17	
J. Davidson	0-0	0-0	0-0	0-0-0	0	0	0	0	0	0	2	
Melchionni	1-3	1-3	2-2	0-3-3	3	5	0	2	0	3	19	
Boykin	0-0	0-0	1-2	0-0-0	2	1	0	0	1	0	7	
Perkins	1-1	1-1	0-0	0-0-0	0	3	0	0	0	0	1	
Boateng	1-1	0-0	0-0	0-0-0	0	2	0	1	0	0	3	
Totals	32-59	4-19	16-22	10-28-38	14	84	20	12	4	14	200	

FG's (1st half: 18-32, .563; 2nd half: 14-27, .519)
 3FG's (1st half: 3-12, .250; 2nd half: 1-7, .143)
 FT's (1st half: 3-6, .500; 2nd half: 13-16, .813)

Officials: Bernard Clinton, Reggie Greenwood, Joe Lindsay • Attendance: 9,314

Score by Periods	1st	2nd	Total
Bucknell	19	31	50
Duke	42	42	84

[1] Duke 82
[23] Wake Forest 64

Game 14 • January 8, 2006 • ESPN
 Winston-Salem, N.C. • Joel Coliseum

Duke	FG	3FG	FT	REB	PF	TP	A	T	O	B	S	Min
McRoberts	1-3	1-1	0-0	2-3-5	3	3	3	2	1	2	25	
Williams	2-3	0-0	6-6	2-2-4	4	10	0	1	1	2	17	
Paulus	3-5	1-2	3-4	1-3-4	3	10	3	6	0	3	37	
Redick	12-21	5-13	3-4	0-2-2	1	32	3	3	0	2	38	
Dockery	3-6	2-3	0-0	2-1-3	1	8	4	1	0	2	36	
Pocius	0-0	0-0	0-0	0-1-1	0	0	0	0	0	0	4	
J. Davidson	0-0	0-0	0-0	0-0-0	0	0	0	0	0	0	0+	
Melchionni	6-10	5-8	0-0	0-5-5	2	17	1	1	1	1	29	
Nelson	1-2	0-1	0-0	0-0-0	2	2	1	2	0	0	11	
Boykin	0-1	0-0	0-0	0-0-0	1	0	0	0	0	0	1	
Johnson	0-0	0-0	0-0	0-0-0	0	0	0	0	0	0	2	
Totals	28-51	14-28	12-14	7-18-25	17	82	15	16	3	12	200	
Pct.	.549	.500	.857	DB: 1								

FG's (1st half: 16-26, .615; 2nd half: 12-25, .480)
 3FG's (1st half: 9-16, .563; 2nd half: 5-12, .417)
 FT's (1st half: 7-8, .875; 2nd half: 5-6, .833)

Wake Forest	FG	3FG	FT	REB	PF	TP	A	T	O	B	S	Min
Williams	6-9	0-0	5-8	2-6-8	1	17	0	1	1	0	36	
Strickland	3-10	0-1	2-2	3-1-4	3	8	0	1	0	0	24	
Visser	0-1	0-0	0-0	2-0-2	2	0	1	0	2	1	9	
Gray	7-16	1-6	2-2	0-2-2	3	17	4	4	0	2	33	
Dukes	1-2	0-0	0-0	0-1-1	2	2	2	4	0	0	10	
Ellis	1-2	0-1	3-4	4-2-6	0	5	1	1	0	0	24	
Hale	3-7	1-3	0-0	0-2-2	2	7	2	4	0	2	26	
Stanley	0-1	0-1	0-0	1-2-3	1	0	1	0	1	0	14	
Swinton	3-5	0-0	0-0	1-0-1	0	6	0	1	0	0	8	
Drum	1-4	0-1	0-0	0-0-0	2	2	2	0	0	0	16	
Totals	25-57	2-13	12-16	15-17-32	16	64	13	16	4	6	200	
Pct.	.439	.154	.750	DB: 3								

FG's (1st half: 13-33, .394; 2nd half: 12-24, .500)
 3FG's (1st half: 1-8, .125; 2nd half: 1-5, .200)
 FT's (1st half: 12-14, .857; 2nd half: 0-2, .000)

Officials: Jamie Luckie, Tony Greene, Jim Burr
 Attendance: 14,665 • Technical Fouls: Wake Forest - Eric Williams

Score by Periods	1st	2nd	Total
Duke	48	34	82
Wake Forest	39	25	64

[23] Maryland 52
[1] Duke 76

Game 15 • January 11, 2006 • ESPN
 Durham, N.C. • Cameron Indoor Stadium

Maryland	FG	3FG	FT	REB	PF	TP	A	T	O	B	S	Min
Garrison	0-8	0-0	0-0	4-3-7	1	0	1	2	4	2	20	
C-Medley	2-8	1-2	3-4	3-6-9	2	8	0	4	2	0	29	
Ibekwe	4-11	0-0	0-0	5-4-9	2	8	1	0	1	0	24	
Strawberry	3-7	0-0	0-0	1-1-2	4	6	1	5	0	1	27	
McCray	4-11	2-7	2-2	2-3-5	3	12	1	6	2	1	30	
Ledbetter	0-5	0-0	0-0	1-0-1	2	0	1	2	0	0	22	
Gist	2-2	0-0	3-4	0-1-1	3	7	0	2	0	1	22	
Jones	1-7	1-3	0-0	2-3-5	0	3	0	3	1	1	13	
Brown	2-2	0-0	2-3	1-0-1	1	6	1	4	0	2	6	
Bowers	0-1	0-0	0-0	0-0-0	1	0	0	0	1	0	5	
Chukura	0-0	0-0	0-0	0-0-0	0	0	0	0	0	0	0+	
Neal	1-1	0-0	0-0	0-1-1	0	2	0	1	0	1	2	
Totals	19-63	4-12	10-13	21-24-45	19	52	6	29	11	9	200	
Pct.	.302	.333	.769	DB: 1								

FG's (1st half: 8-28, .286; 2nd half: 11-35, .314)
 3FG's (1st half: 2-7, .286; 2nd half: 2-5, .400)
 FT's (1st half: 4-4, 1.000; 2nd half: 6-9, .667)

Duke	FG	3FG	FT	REB	PF	TP	A	T	O	B	S	Min
McRoberts	0-0	0-0	1-2	0-2-2	3	1	1	2	3	2	21	
Williams	8-15	0-0	3-5	6-5-11	1	19	3	2	10	2	36	
Paulus	3-7	1-3	3-4	0-4-4	1	10	3	5	0	2	35	
Redick	9-22	4-13	5-6	0-2-2	1	27	2	2	1	1	36	
Dockery	3-9	2-4	2-2	1-3-4	3	10	4	3	0	5	33	
Pocius	0-0	0-0	0-0	0-0-0	0	0	0	0	0	0	3	
J. Davidson	0-0	0-0	0-0	0-0-0	0	0	0	1	0	0	2	
Melchionni	1-4	1-3	0-0	0-3-3	3	3	3	2	0	3	18	
Nelson	2-3	2-2	0-0	1-1-2	1	6	2	1	0	4	10	
Boykin	0-0	0-0	0-0	0-1-1	1	0	0	1	0	0	2	
Perkins	0-1	0-0	0-0	0-0-0	0	0	0	0	0	0	2	
Boateng	0-0	0-0	0-0	0-0-0	0	0	0	0	1	0	2	
Totals	26-61	10-25	14-19	13-24-37	14	76	18	20	14	19	200	
Pct.	.426	.400	.737	DB: 3.1								

FG's (1st half: 16-37, .432; 2nd half: 10-24, .417)
 3FG's (1st half: 8-16, .500; 2nd half: 2-9, .222)
 FT's (1st half: 5-6, .833; 2nd half: 9-13, .692)

Officials: Bryan Kersey, Karl Hess, Mike Eades • Attendance: 9,314
 Technical Fouls: Maryland - Ekene Ibekwe

Score by Periods	1st	2nd	Total
Maryland	22	30	52
Duke	45	31	76

[1] Duke 87
Clemson 77

Game 16 • January 14, 2006 • ESPN
 Clemson, S.C. • Littlejohn Coliseum

Duke	FG	3FG	FT	REB	PF	TP	A	T	O	B	S	Min
McRoberts	1-2	0-0	2-2	0-1-1	3	4	0	0	2	0	14	
Williams	6-12	0-1	5-6	4-7-11	4	17	0	1	3	1	35	
Paulus	3-7	0-0	4-4	1-3-4	2	10	8	3	0	2	38	
Redick	10-16	2-5	12-16	0-1-1	3	34	3	2	0	2	40	
Dockery	4-6	1-1	1-2	1-1-2	4	10	1	2	0	4	34	
Pocius	0-0	0-0	0-0	0-0-0	1	0	1	0	0	0	7	
Melchionni	2-3	1-2	5-6	2-4-6	3	10	1	1	0	0	31	
Boykin	1-1	0-0	0-0	0-0-0	0	2	0	0	0	0	1	
TEAM				1-0-1								
Totals	27-47	4-9	29-36	9-17-26	20	87	14	10	5	9	200	
Pct.	.574	.444	.806	DB: 4.1								

FG's (1st half: 17-29, .586; 2nd half: 10-18, .556)
 3FG's (1st half: 3-5, .600; 2nd half: 1-4, .250)
 FT's (1st half: 7-10, .700; 2nd half: 22-26, .846)

Clemson	FG	3FG	FT	REB	PF	TP	A	T	O	B	S	Min
Perry	2-5	0-0	0-2	2-2-4	3	4	0	0	0	1	23	
Powell	0-1	0-1	0-0	0-1-1	0	0	0	2	0	0	12	
Akingbala	4-9	0-0	1-5	5-3-8	3	9	1	2	0	0	30	
Robinson	6-11	3-6	2-2	1-1-2	3	17	1	4	0	0	30	
Hammonds	5-12	0-3	0-0	2-4-6	4	10	2	0	0	0	39	
Rivers	1-3	1-2	0-0	3-1-4	4	3	3	1	0	0	20	
Hamilton	14-19	1-2	2-6	2-1-3	4	31	0	3	0	3	34	
Allen	1-1	0-0	1-6	2-0-2	2	3	0	0	2	0	9	
Sykes	0-0	0-0	0-0	0-0-0	0	0	0	1				

[2] Duke 80
VT Virginia Tech 67

Game 19 • January 26, 2006 • ESPN
 Blacksburg, Va. • Cassell Coliseum

Duke	FG	3FG	FT	REB	PF	TP	A	T	B	S	Min
McRoberts f	4-6	0-0	0-0	2-5-7	3	8	4	1	3	2	30
Williams f	9-14	0-0	6-7	2-13-15	3	24	0	4	1	0	29
Paulus g	2-6	0-2	2-2	0-1-1	1	6	5	4	0	1	32
Redick g	7-17	2-7	8-9	0-3-3	0	24	1	1	0	0	36
Dockery g	3-6	1-3	1-2	0-2-2	3	8	2	6	0	0	36
Melchionni	1-5	1-5	0-0	2-5-7	5	3	1	0	0	0	20
Nelson	3-5	1-2	0-0	0-1-1	2	7	2	0	0	0	16
Boykyn	0-0	0-0	0-0	0-1-1	0	0	0	0	0	0	1
TEAM				4-1-5							
Totals	29-59	5-19	17-20	10-32-42	17	80	15	16	4	3	200
Pct.	.492	.263	.850	DB: 1							

FG's (1st half: 17-34, .500; 2nd half: 12-25, .480)
 3FG's (1st half: 3-12, .250; 2nd half: 2-7, .286)
 FT's (1st half: 6-7, .857; 2nd half: 11-13, .846)

Virginia Tech	FG	3FG	FT	REB	PF	TP	A	T	B	S	Min
Washington f	6-10	0-0	0-3	3-4-7	5	12	1	2	2	1	33
Collins c	4-13	0-0	5-8	4-6-10	3	13	0	1	1	0	33
Dowdell g	10-18	0-1	1-2	0-3-3	0	21	4	1	0	3	37
Wilnesspong	2-4	2-3	1-2	1-0-1	0	7	0	1	1	0	18
Gordon g	3-11	0-1	2-3	2-6-8	2	8	4	3	1	3	35
Salles	0-2	0-0	0-0	0-1-1	2	0	0	1	1	2	20
Diakite	1-1	0-0	1-2	2-0-2	1	3	0	0	0	0	7
Vassallo	0-1	0-0	0-0	0-1-1	0	0	0	0	0	0	5
Tucker	1-3	1-3	0-2	0-0-0	1	3	0	0	0	0	12
TEAM				0-1-1							
Totals	27-63	3-8	10-22	12-22-34	14	67	9	9	6	9	200
Pct.	.429	.375	.455	DB: 4							

FG's (1st half: 12-37, .324; 2nd half: 15-26, .577)
 3FG's (1st half: 2-6, .333; 2nd half: 1-2, .500)
 FT's (1st half: 4-8, .500; 2nd half: 6-14, .429)

Officials: Reggie Greenwood, Ted Valentine, John Cahill
 Attendance: 9,847 • Technical Fouls: Virginia Tech - Deron Washington, Jamon Gordon

Score by Periods	1st	2nd	Total
Duke	43	37	80
Virginia Tech	30	37	67

Virginia 63
[2] Duke 82

Game 20 • January 28, 2006 • ESPN
 Durham, N.C. • Cameron Indoor Stadium

Virginia	FG	3FG	FT	REB	PF	TP	A	T	B	S	Min
Joseph f	3-7	1-2	2-2	0-3-3	3	9	1	1	0	1	34
Cain f	2-9	0-0	6-6	4-3-7	4	10	1	1	2	0	27
Soroye c	0-3	0-0	0-0	5-1-6	2	0	1	1	0	1	17
Reynolds g	6-12	3-3	4-5	0-1-1	2	19	1	4	1	2	33
Singletary g	5-13	0-4	3-4	0-2-2	2	13	6	6	0	2	37
Mikalaukas	3-7	0-0	0-1	1-1-2	3	6	0	1	0	1	22
Campbell	0-0	0-0	0-0	0-1-1	1	0	0	0	0	1	4
Bannister	1-3	0-0	4-4	1-2-3	2	6	0	4	0	0	14
Diane	0-2	0-0	0-0	2-2-4	2	0	0	1	0	1	12
TEAM				2-0-2							
Totals	20-56	4-9	19-22	15-16-31	21	63	10	19	3	9	200
Pct.	.357	.444	.864	DB: 2.1							

FG's (1st half: 10-31, .323; 2nd half: 10-25, .400)
 3FG's (1st half: 2-5, .400; 2nd half: 2-4, .500)
 FT's (1st half: 2-3, .667; 2nd half: 17-19, .895)

Duke	FG	3FG	FT	REB	PF	TP	A	T	B	S	Min
McRoberts f	3-5	0-0	3-5	0-4-4	2	9	1	3	0	2	20
Williams f	5-9	1-1	6-6	5-5-10	3	17	4	3	8	0	36
Paulus g	2-6	0-2	0-0	0-5-5	4	4	8	4	0	2	33
Redick g	11-13	8-10	10-11	1-3-4	1	40	1	4	0	2	34
Dockery g	1-4	1-2	0-0	0-2-2	5	3	3	1	0	5	28
Pocius	1-2	0-0	0-0	0-0-0	0	2	0	0	0	0	4
J. Davidson	0-0	0-0	0-0	0-0-0	0	0	0	0	0	0	1
Melchionni	1-5	0-3	1-2	0-1-1	2	3	2	0	0	2	21
Nelson	2-3	0-0	0-0	0-0-0	2	4	1	2	1	1	20
Boykyn	0-0	0-0	0-0	0-0-0	1	0	0	0	0	0	2
Boateng	0-0	0-0	0-0	0-0-0	0	0	0	0	0	0	1
TEAM				0-2-2							
Totals	26-47	10-18	20-24	6-22-28	20	82	20	17	10	14	200
Pct.	.553	.556	.833	DB: 2							

FG's (1st half: 13-24, .542; 2nd half: 13-23, .565)
 3FG's (1st half: 4-10, .400; 2nd half: 6-8, .750)
 FT's (1st half: 5-6, .833; 2nd half: 15-18, .833)

Officials: Bryan Kersey, Curtis Blair, Mike Wood • Attendance: 9,314

Score by Periods	1st	2nd	Total
Virginia	24	39	63
Duke	35	47	82

[2] Duke 83
[15] Boston College 81

Game 21 • February 1, 2006 • ESPN
 Chestnut Hill, Mass. • Conte Forum

Duke	FG	3FG	FT	REB	PF	TP	A	T	B	S	Min
McRoberts f	4-7	0-1	6-7	3-2-5	4	14	1	1	0	2	24
Williams f	4-9	0-0	13-16	2-4-6	3	21	1	2	7	2	36
Paulus g	0-2	0-0	1-4	0-2-2	1	1	3	3	0	2	31
Redick g	8-18	3-6	9-10	0-5-5	2	28	4	4	0	2	40
Dockery g	5-8	2-4	0-0	1-1-2	3	12	1	1	1	0	30
Melchionni	1-4	1-3	0-0	1-2-3	3	3	2	2	0	2	19
Nelson	2-6	0-1	0-0	2-3-5	3	4	0	0	0	0	20
TEAM				3-1-4							
Totals	24-54	6-15	29-37	12-20-32	19	83	12	13	8	10	200
Pct.	.444	.400	.784	DB: 4							

FG's (1st half: 16-34, .471; 2nd half: 8-20, .400)
 3FG's (1st half: 3-10, .300; 2nd half: 3-5, .600)
 FT's (1st half: 9-10, .900; 2nd half: 20-27, .741)

Boston Coll.	FG	3FG	FT	REB	PF	TP	A	T	B	S	Min
Smith f	4-9	0-0	0-0	1-7-8	5	8	6	2	0	3	35
Dudley f	10-14	2-4	6-7	1-3-4	3	28	4	3	0	0	40
Oates c	1-1	0-0	2-2	1-0-1	2	4	2	0	0	0	8
Hinnant g	4-7	4-5	0-0	1-3-4	4	12	2	3	0	0	31
Marshall g	6-11	2-3	0-0	1-1-2	5	14	1	1	0	0	26
Haynes	2-4	0-0	0-0	1-0-1	0	4	1	0	0	1	12
Rice	1-8	1-4	0-0	0-2-2	2	3	4	4	0	2	22
McLain	3-6	0-0	2-4	4-4-8	4	8	3	2	1	1	21
Williams	0-3	0-0	0-0	1-0-1	2	0	0	0	0	0	5
TEAM				2-2-4							
Totals	31-63	9-16	10-13	13-22-35	27	81	23	15	1	7	200
Pct.	.492	.563	.769	DB: 2							

FG's (1st half: 14-31, .452; 2nd half: 17-32, .531)
 3FG's (1st half: 3-6, .500; 2nd half: 6-10, .600)
 FT's (1st half: 3-3, 1.000; 2nd half: 7-10, .700)

Officials: Gary Maxwell, Reggie Greenwood, Duke Edsall
 Attendance: 8,606 • Technical Fouls: None

Score by Periods	1st	2nd	Total
Duke	44	39	83
Boston College	34	47	81

Florida State 96
[2] Duke 97 (OT)

Game 22 • February 4, 2006 • FSNS
 Durham, N.C. • Cameron Indoor Stadium

Florida State	FG	3FG	FT	REB	PF	TP	A	T	B	S	Min
Thornton f	17-32	0-1	3-3	7-8-15	2	37	5	1	1	3	42
Johnson f	6-9	0-0	1-1	4-7-11	5	13	0	2	0	0	14
Swann g	1-9	0-3	0-0	3-3-6	5	2	3	2	0	0	20
Galloway g	3-5	1-2	1-1	0-2-2	4	8	2	5	0	1	25
Rich g	10-18	0-1	0-0	2-1-3	3	20	1	3	0	2	39
Mims	2-5	0-0	5-5	1-1-2	2	9	4	2	0	1	20
Allen	0-1	0-0	0-0	1-1-2	2	0	2	2	0	2	20
Breedon	0-0	0-0	0-0	0-0-0	0	0	0	0	0	0	1
Wilson	0-1	0-1	0-0	0-1-1	1	0	0	2	0	0	11
Romero	3-5	1-2	0-1	1-3-4	3	7	1	1	0	1	31
Echefe	0-0	0-0	0-0	0-0-0	1	0	0	0	0	0	2
Totals	42-85	2-10	10-11	21-28-49	28	96	18	20	1	10	225
Pct.	.494	.200	.909	DB: 0							

FG's (1st half: 20-42, .476; 2nd half: 17-32, .531; OT: 5-11, .455)
 3FG's (1st half: 1-5, .200; 2nd half: 0-1, .000; OT: 1-4, .250)
 FT's (1st half: 4-5, .800; 2nd half: 5-5, 1.000; OT: 1-1, 1.000)

Duke	FG	3FG	FT	REB	PF	TP	A	T	B	S	Min
McRoberts f	1-1	0-0	5-6	1-0-1	4	7	2	1	2	0	25
Williams f	8-14	0-0	11-16	8-5-13	4	27	0	2	4	4	37
Paulus g	0-6	0-2	3-4	0-3-3	1	3	7	1	0	2	34
Redick g	12-25	3-10	9-10	1-5-6	1	36	6	7	0	1	43
Dockery g	2-4	2-3	1-2	0-1-1	2	7	3	0	1	1	35
Pocius	0-0	0-0	0-0	0-0-0	0	0	0	0	0	0	1
Melchionni	0-4	0-3	2-3	1-3-4	0	2	1	0	0	0	21
Nelson	6-10	3-4</									

WF Wake Forest 70
D [2] Duke 93
 Game 25 • February 14, 2006 • RJ
 Durham, N.C. • Cameron Indoor Stadium

Wake Forest	FG	3FG	FT	REB	PF	TP	A	TO	B	S	Min
Swinton f	3-6	0-0	0-1	5-3-8	1	6	1	2	0	1	23
Srickland f	4-8	0-0	2-3	0-1-1	3	10	2	1	0	0	27
Williams c	7-14	0-0	3-6	7-6-13	1	17	0	2	2	2	34
Gray g	7-22	2-5	2-2	1-6-7	1	18	3	1	0	3	33
Hale g	3-8	1-1	3-4	0-2-2	4	10	1	3	0	1	19
Ellis	0-1	0-1	0-0	0-0-0	0	0	1	0	0	0	9
Dukes	0-2	0-0	1-2	0-0-0	0	1	2	5	0	1	13
Stanley	2-3	0-0	0-0	2-3-5	1	4	0	0	0	0	18
Drum	0-1	0-1	2-2	0-0-0	3	2	0	1	0	0	14
Visser	1-3	0-0	0-0	4-0-4	3	2	0	3	1	0	10
TEAM				0-0-0							
Totals	27-68	3-8	13-20	19-21-40	17	70	10	18	3	8	200
Pct.	.397	.375	.650	DB: 4							

FG's (1st half: 16-28, .571; 2nd half: 11-40, .275)
 3FG's (1st half: 2-2, 1.000; 2nd half: 1-6, .167)
 FT's (1st half: 4-7, .571; 2nd half: 9-13, .692)

Duke	FG	3FG	FT	REB	PF	TP	A	TO	B	S	Min
McRoberts f	5-5	1-1	5-5	0-3-3	4	16	4	2	2	2	20
Williams f	7-12	0-1	2-3	1-6-7	2	16	1	4	3	0	34
Paulus g	2-7	0-2	0-0	0-1-1	2	4	5	1	0	2	32
Redick g	11-18	4-9	7-7	0-1-1	1	33	4	4	0	4	35
Dockery g	4-6	1-2	0-0	0-3-3	2	9	3	0	0	1	35
Pocius	0-0	0-0	0-0	0-0-0	0	0	0	0	0	1	1
Melchionni	1-4	0-2	3-3	0-4-4	3	5	1	0	0	1	15
Nelson	5-9	0-1	0-0	3-4-7	2	10	2	1	0	0	22
Boykin	0-0	0-0	0-0	0-1-1	0	0	0	0	0	1	4
Johnson	0-0	0-0	0-0	1-0-1	2	0	0	0	0	0	2
TEAM				1-2-3							
Totals	35-61	6-18	17-18	6-25-31	18	93	20	12	5	12	200
Pct.	.574	.333	.944	DB: 0							

FG's (1st half: 19-31, .613; 2nd half: 16-30, .533)
 3FG's (1st half: 5-11, .455; 2nd half: 1-7, .143)
 FT's (1st half: 9-10, .900; 2nd half: 8-8, 1.000)

Officials: Leslie Jones, Bryan Kersey, Karl Hess • Attendance: 9,314

Score by Periods	1st	2nd	Total
Wake Forest	38	32	70
Duke	52	41	93

U Miami 71
D [2] Duke 92
 Game 26 • February 19, 2006 • FSN
 Durham, N.C. • Cameron Indoor Stadium

Miami	FG	3FG	FT	REB	PF	TP	A	TO	B	S	Min
Hamilton f	3-5	0-0	1-2	5-2-7	3	7	1	3	1	3	21
King f	3-5	0-0	0-0	4-3-7	4	6	0	1	1	2	19
Harris g	4-15	0-2	1-2	1-3-4	2	9	5	4	0	1	27
Diaz g	9-14	0-3	5-6	0-2-2	2	23	3	0	0	1	36
Hlte g	4-12	1-4	1-2	2-2-4	2	10	2	1	0	4	34
Graham	0-3	0-0	1-2	3-3-6	4	1	0	1	0	0	13
Clemente	5-14	0-1	0-0	1-0-1	1	10	0	1	0	0	20
Thomas	0-0	0-0	1-2	1-0-1	2	1	1	0	0	0	5
Asbury	0-1	0-1	0-0	0-1-1	0	0	0	0	0	0	3
Hicks	2-4	0-0	0-0	0-2-2	3	4	0	0	0	0	22
Totals	30-73	1-11	10-16	18-19-37	23	71	12	11	2	11	200
Pct.	.411	.091	.625	DB: 4							

FG's (1st half: 19-45, .422; 2nd half: 11-28, .393)
 3FG's (1st half: 0-6, .000; 2nd half: 1-5, .200)
 FT's (1st half: 5-8, .625; 2nd half: 5-8, .625)

Duke	FG	3FG	FT	REB	PF	TP	A	TO	B	S	Min
McRoberts f	2-3	1-1	9-11	1-6-7	3	14	3	4	1	2	27
Williams f	4-9	0-0	9-10	4-11-15	4	17	2	2	1	1	36
Paulus g	1-6	0-2	1-2	0-2-2	2	3	2	5	0	0	28
Redick g	10-15	6-9	4-4	0-0-0	1	30	1	2	0	3	37
Dockery g	2-6	1-3	2-2	1-2-3	3	7	5	0	1	1	27
Pocius	0-0	0-0	0-0	0-0-0	0	0	0	0	0	0	1
J. Davidson	1-1	1-1	0-0	0-0-0	0	3	0	0	0	0	1
Melchionni	2-4	1-2	0-0	1-2-3	1	5	0	0	0	0	15
Nelson	3-6	3-5	4-4	0-1-1	0	13	2	3	0	0	25
Boykin	0-1	0-0	0-0	0-1-1	0	0	0	0	0	0	1
Boateng	0-0	0-0	0-0	1-0-1	0	0	1	0	0	0	1
Johnson	0-0	0-0	0-0	0-0-0	0	0	0	0	0	0	1
Totals	25-51	13-23	29-33	8-25-33	14	92	16	16	3	7	200
Pct.	.490	.565	.879	DB: 3.2							

FG's (1st half: 16-26, .615; 2nd half: 9-25, .360)
 3FG's (1st half: 9-15, .600; 2nd half: 4-8, .500)
 FT's (1st half: 18-19, .947; 2nd half: 11-14, .786)

Officials: Karl Hess, John Cahill, Joe Lindsay
 Attendance: 9,314 • Technical Fouls: Miami - Team

Score by Periods	1st	2nd	Total
Miami	43	28	71
Duke	59	33	92

D [1] Duke 73
GT Georgia Tech 66
 Game 27 • February 22, 2006 • ESPN
 Atlanta, Ga. • Alexander Memorial Coliseum

Duke	FG	3FG	FT	REB	PF	TP	A	TO	B	S	Min
McRoberts f	5-7	0-1	0-2	4-1-5	4	10	1	1	0	4	30
Williams f	11-17	0-0	4-5	2-9-11	3	26	0	2	0	2	32
Paulus g	0-2	0-1	0-2	0-2-2	1	0	8	1	0	0	30
Redick g	5-21	1-6	11-12	0-2-2	2	22	4	1	0	3	40
Dockery g	0-1	0-0	0-0	2-0-2	1	0	1	1	0	0	19
Melchionni	2-3	1-1	0-0	0-2-2	1	5	1	1	0	0	17
Nelson	4-8	1-3	1-4	1-3-4	2	10	1	4	1	2	31
Johnson	0-0	0-0	0-0	0-0-0	0	0	0	0	0	0	1
TEAM				3-2-5							
Totals	27-59	3-12	16-25	12-21-33	14	73	16	11	1	11	200
Pct.	.458	.250	.640	DB: 4							

FG's (1st half: 16-36, .444; 2nd half: 11-23, .478)
 3FG's (1st half: 2-8, .250; 2nd half: 1-4, .250)
 FT's (1st half: 0-2, .000; 2nd half: 16-23, .696)

Georgia Tech	FG	3FG	FT	REB	PF	TP	A	TO	B	S	Min
Smith f	8-14	0-0	2-2	4-8-12	3	18	1	3	2	0	31
Dickey c	7-11	0-0	0-1	2-4-6	4	14	1	1	0	1	35
West g	4-6	0-0	0-1	1-1-2	1	8	3	2	1	2	21
Morrow g	1-3	0-2	2-2	0-3-3	4	4	0	3	0	1	17
Clinch g	3-10	1-2	2-2	1-4-5	3	9	4	1	0	2	31
Bell	0-1	0-0	0-0	0-1-1	3	0	0	0	0	0	20
Diaw	0-0	0-0	0-0	0-0-0	0	0	0	0	0	0	0
Fredrick	6-12	0-0	1-2	0-1-1	2	13	9	0	1	3	32
Aminu	0-0	0-0	0-0	0-0-0	0	0	0	0	0	0	0
Turner	0-0	0-0	0-0	0-2-2	1	0	0	1	1	0	13
TEAM				2-1-3							
Totals	29-57	1-4	7-10	10-25-35	21	66	18	20	4	7	200
Pct.	.509	.250	.700	DB: 0							

FG's (1st half: 17-24, .708; 2nd half: 12-33, .364)
 3FG's (1st half: 1-2, .500; 2nd half: 0-2, .000)
 FT's (1st half: 4-5, .800; 2nd half: 3-5, .600)

Officials: Gary Maxwell, Mike Kitts, Tom Lopes
 Attendance: 9,191 • Technical Fouls: Duke-Team

Score by Periods	1st	2nd	Total
Duke	34	39	73
Georgia Tech	39	27	66

D [1] Duke 74
Temple 66
 Game 28 • February 25, 2006 • ESPN
 Philadelphia, Pa. • Wachovia Center

Duke	FG	3FG	FT	REB	PF	TP	A	TO	B	S	Min
McRoberts f	4-6	0-0	2-4	3-4-7	3	10	1	2	0	1	31
Williams f	7-11	0-0	9-15	3-9-12	3	23	1	2	2	1	39
Paulus g	3-6	3-6	4-6	0-3-3	3	13	5	6	0	1	36
Redick g	3-10	1-6	4-6	0-4-4	0	11	4	4	0	0	40
Dockery g	1-4	0-3	1-2	0-2-2	2	3	4	2	0	1	19
Melchionni	1-3	0-2	0-0	1-1-2	1	2	1	0	0	1	12
Nelson	3-8	1-3	5-6	3-6-9	2	12	2	1	0	0	23
TEAM				3-2-5							
Totals	22-48	5-20	25-39	13-31-44	14	74	18	17	2	5	200
Pct.	.458	.250	.641	DB: 9							

FG's (1st half: 13-29, .448; 2nd half: 9-19, .474)
 3FG's (1st half: 2-13, .154; 2nd half: 3-7, .429)
 FT's (1st half: 10-18, .556; 2nd half: 15-21, .714)

Temple	FG	3FG	FT	REB	PF	TP	A	TO	B	S</
--------	----	-----	----	-----	----	----	---	----	---	-----

2005-06 Boxscores

U Miami 76
D [3] Duke 80

Game 31 • March 10, 2006 • RJ/ESPN
 Greensboro, N.C. • Greensboro Coliseum

Miami	FG	3FG	FT	REB	PF	TP	A	TO	B	S	Min
King f	3-8	0-0	10-12	9-2-11	3	16	0	1	2	0	25
Hamilton c	1-2	0-0	0-0	1-1-2	3	2	1	2	0	1	12
Diaz g	6-19	2-6	2-2	0-1-1	1	16	2	0	0	1	35
Clemente g	2-4	1-1	0-0	0-2-2	2	5	4	3	0	1	24
Hite g	6-15	3-6	0-0	3-5-8	4	15	0	4	0	0	35
Graham	2-3	0-0	0-0	2-4-6	2	4	0	0	2	0	11
Harris	3-5	0-1	0-0	1-5-6	2	6	3	2	0	0	21
Asbury	0-0	0-0	0-0	1-1-2	0	0	1	0	0	0	5
Hicks	4-7	0-0	4-7	4-2-6	3	12	3	2	1	0	32
TEAM	0-2-2										
Totals	27-63	6-14	16-21	21-25-46	20	76	14	14	5	3	200
Pct.	.429	.429	.762	DB: 2							

FG's (1st half: 17-36, .472; 2nd half: 10-27, .370)
 3FG's (1st half: 4-8, .500; 2nd half: 2-6, .333)
 FT's (1st half: 3-5, .600; 13-16, .813)

Duke	FG	3FG	FT	REB	PF	TP	A	TO	B	S	Min
Melchionni f	0-4	0-4	2-2	2-1-3	4	2	0	1	0	1	12
Nelson f	5-11	4-7	0-0	1-0-1	4	14	1	2	0	0	29
Williams c	4-9	0-0	6-10	5-8-13	3	14	1	1	5	1	38
Paulus g	2-7	2-5	2-2	1-1-2	3	8	5	0	0	3	32
Redick g	9-17	5-11	2-2	0-3-3	3	25	1	2	0	1	40
McRoberts	3-8	0-1	4-5	5-2-7	3	10	1	3	2	0	27
Dockery	2-5	1-4	0-0	0-1-1	2	5	4	1	0	1	19
Boykin	0-0	0-0	2-2	0-1-1	1	2	0	0	0	0	2
Boateng	0-0	0-0	0-0	0-0-0	0	0	0	0	0	0	1
TEAM	0-1-1										
Totals	25-61	12-32	18-23	14-18-32	23	80	13	10	7	7	200
Pct.	.410	.375	.783	DB: 2							

FG's (1st half: 11-30, .367; 2nd half: 14-31, .452)
 3FG's (1st half: 7-21, .333; 2nd half: 5-11, .453)
 FT's (1st half: 6-10, .600; 2nd half: 12-13, .923)

Officials: Gary Maxwell, Mike Eades, Jamie Luckie
 Attendance: 23,745 • Technical Fouls: None

Score by Periods	1st	2nd	Total
Miami	41	35	76
Duke	35	45	80

WF Wake Forest 66
D [3] Duke 78

Game 32 • March 11, 2006 • RJ/ESPN
 Greensboro, N.C. • Greensboro Coliseum

Wake Forest	FG	3FG	FT	REB	PF	TP	A	TO	B	S	Min
Ellis f	5-9	1-2	2-4	2-6-8	2	13	2	1	1	1	35
Strickland f	3-0	0-5	2-3	3-8-11	4	9	1	2	0	0	37
Williams c	0-12	0-0	5-7	6-6-12	2	23	0	2	3	1	37
Gray g	6-16	3-10	0-0	0-3-4	4	15	6	4	0	0	34
Drum g	2-6	1-2	0-1	0-3-3	5	5	2	4	0	2	37
Dukes	1-2	0-0	0-0	0-2-2	2	2	0	0	0	0	5
Hale	0-0	0-0	0-0	0-1-1	0	0	0	1	0	0	4
Stanley	0-1	0-0	0-0	0-1-1	2	0	0	0	0	0	4
Vissar	0-3	0-0	0-0	1-0-1	2	0	0	0	0	0	9
TEAM	0-0-0										
Totals	25-60	7-24	9-13	16-27-43	24	66	10	14	3	3	200
Pct.	.417	.292	.692	DB: 0							

FG's (1st half: 13-30, .433; 2nd half: 12-30, .400)
 3FG's (1st half: 4-10, .400; 2nd half: 3-14, .214)
 FT's (1st half: 6-9, .667; 2nd half: 3-4, .750)

Duke	FG	3FG	FT	REB	PF	TP	A	TO	B	S	Min
McRoberts f	5-9	1-2	2-4	2-6-8	2	13	2	1	1	1	35
Nelson f	2-3	1-2	1-2	0-0-0	5	6	0	0	0	1	21
Williams c	4-6	0-0	4-5	1-4-5	3	12	0	0	2	0	28
Paulus g	5-9	0-1	8-9	2-5-7	2	18	5	1	0	1	34
Redick g	6-17	3-12	5-6	0-1-1	3	20	1	1	0	0	36
Davidson	0-0	0-0	0-0	0-0-0	0	0	0	0	0	0	0
Melchionni	2-4	1-3	1-2	0-1-1	1	6	0	1	0	3	17
Dockery	0-4	0-2	3-4	1-3-4	2	3	2	1	0	2	29
Boykin	0-0	0-0	0-0	0-0-0	0	0	0	0	0	0	0
TEAM	0-3-3										
Totals	24-52	6-22	24-32	6-23-29	18	78	10	5	3	8	200
Pct.	.462	.273	.750	DB: 3							

FG's (1st half: 12-29, .414; 2nd half: 12-23, .522)
 3FG's (1st half: 3-10, .300; 2nd half: 3-12, .250)
 FT's (1st half: 7-12, .583; 2nd half: 17-20, .850)

Officials: Gary Maxwell, Bernard Clinton, Mike Wood
 Attendance: 23,745 • Technical Fouls: None

Score by Periods	1st	2nd	Total
Wake Forest	36	30	66
Duke	34	44	78

[11] Boston College 76
D [3] Duke 78

Game 33 • March 13, 2006 • RJ/ESPN
 Greensboro, N.C. • Greensboro Coliseum

Boston Coll.	FG	3FG	FT	REB	PF	TP	A	TO	B	S	Min
Smith f	8-16	0-0	3-5	2-8-10	3	19	7	1	2	0	40
Dudley f	5-9	0-1	4-4	1-7-8	1	14	2	4	1	0	39
Oates c	3-3	2-2	0-0	0-2-2	3	8	0	0	0	0	14
Hinnant g	7-9	4-5	2-6	1-0-1	1	20	4	0	3	3	36
Marshall g	1-4	0-0	0-1	0-1-1	4	2	0	3	1	0	20
Haynes	2-4	0-1	1-1	0-0-0	1	5	0	0	0	0	9
Rice	0-2	0-2	0-0	0-2-2	4	0	2	1	0	0	14
McLain	2-3	0-0	0-0	0-3-3	1	4	0	1	0	0	12
Williams	2-2	0-0	0-0	1-2-3	4	4	0	0	2	1	16
TEAM	1-3-4										
Totals	30-52	6-11	10-17	6-28-34	22	76	15	14	6	4	200
Pct.	.577	.545	.588	DB: 3							

FG's (1st half: 12-23, .522; 2nd half: 18-29, .621)
 3FG's (1st half: 0-1, .000; 2nd half: 6-10, .600)
 FT's (1st half: 7-12, .583; 2nd half: 3-5, .600)

Duke	FG	3FG	FT	REB	PF	TP	A	TO	B	S	Min
McRoberts f	5-5	0-0	6-8	2-3-5	1	16	2	3	0	1	32
Nelson f	1-6	1-3	0-0	3-1-4	3	3	1	0	0	0	22
Williams c	7-14	0-0	4-5	0-8-8	3	18	0	1	3	0	37
Paulus g	3-5	0-0	4-8	0-5-5	3	10	2	2	0	5	32
Redick g	8-17	7-11	3-6	0-0-0	2	26	4	2	0	2	38
Melchionni	1-3	1-2	0-0	0-2-2	2	3	0	0	0	0	13
Dockery	0-0	0-0	2-2	0-0-0	2	1	1	2	0	0	25
Boykin	0-0	0-0	0-0	0-0-0	1	0	0	1	0	0	1
TEAM	0-1-1										
Totals	25-50	9-16	19-29	5-20-25	17	78	10	10	3	8	200
Pct.	.500	.563	.655	DB: 2							

FG's (1st half: 12-27, .444; 2nd half: 13-23, .565)
 3FG's (1st half: 3-5, .600; 2nd half: 6-11, .545)
 FT's (1st half: 8-10, .800; 2nd half: 11-10, .579)

Officials: Karl Hess, Bryan Kersey, Jamie Luckie
 Attendance: 23,745 • Technical Fouls: None

Score by Periods	1st	2nd	Total
Boston College	31	45	76
Duke	35	43	78

Southern 54
D [1] Duke 70

Game 34 • March 16, 2006 • CBS
 Greensboro, N.C. • Greensboro Coliseum

Southern	FG	3FG	FT	REB	PF	TP	A	TO	B	S	Min
Cipriano f	5-8	0-0	2-2	4-6-10	1	12	1	3	2	1	35
Riley-Smith f	4-12	2-6	3-4	0-3-4	4	13	2	3	0	4	35
Campbell c	2-6	0-0	0-0	5-1-6	3	4	1	3	1	2	26
Alexander g	8-19	2-5	1-2	1-0-1	1	19	0	0	0	3	35
Wiley g	0-6	0-0	0-2	1-1-2	2	0	2	2	0	2	24
Wardlow	0-2	0-2	0-0	0-0-0	2	0	1	1	0	0	14
Mott	1-4	0-0	0-0	0-2-2	2	2	0	2	1	2	13
Hishaw	2-5	0-0	0-0	3-3-6	5	4	1	2	0	0	18
TEAM	2-0-2										
Totals	22-62	4-13	6-10	16-16-32	20	54	8	16	4	14	200
Pct.	.355	.308	.600	DB: 2							

FG's (1st half: 14-32, .438; 2nd half: 8-30, .267)
 3FG's (1st half: 0-5, .000; 2nd half: 4-8, .500)
 FT's (1st half: 2-4, .500; 2nd half: 4-6, .667)

Duke	FG	3FG	FT	REB	PF	TP	A	TO	B	S	Min
McRoberts f	2-3	0-1	4-4	3-1-4	1	8	0	0	4	1	28
Williams f	12-17	0-0	5-8	3-15-18	2	29	0	4	4	1	36
Paulus g	0-3	0-1	2-2	0-0-0	1	2	8	7	0	4	32
Redick g	10-20	5-10	4-4	1-1-2	1	29	4	4	0	1	35
Dockery g	0-2	0-0	0-0	0-4-4	0	0	1	0	0	1	27
Pocius	0-0	0-0	0-0	0-0-0	1	0	0	1	0	1	2
Melchionni	0-1	0-1	0-0	0-0-0	2	0	1	0	0	0	14
Nelson	0-3	0-2	2-2	1-5-6	2	2	1	4			



TRADITION

TRADITION

2006-07 BASKETBALL YEARBOOK

Duke University's love affair with the sport of basketball dates back to the very first collegiate game played in the state of North Carolina on March 2, 1906, when Duke was still Trinity College. Although Trinity lost that initial game to Wake Forest by a 24-10 score, it wasn't long before the sport caught on and won respect throughout campus.

The father of the sport was Wilbur Wade "Cap" Card. A 1900 Trinity graduate, Card went to Harvard for postgraduate work and then returned to his alma mater and introduced the sport in the spring of 1906.

It was greeted with enthusiasm by the school paper, *The Chronicle*. In a front page story on January 30, 1906, *The Chronicle* reported the anticipated arrival of a new sport.

"It is well-nigh a certainty that Trinity is to have another game added to her list of athletic sports in the near future. The game in question is basket ball, one of the most fascinating and most intensely interesting indoor sports known today.

"Anyone witnessing it will never forget it. The play is extremely fast and vigorous, yet open enough for an onlooker to follow the movement of the ball and the players."

The assessment still holds true 101 years later.

H.E. Spence, a reserve player in the first game, gave it the following critique. "It was easy to explain the small scores. First of all, the game was very much slower. The ball was tossed up at the center at the beginning of each quarter as well as the beginning of the game and the half. It was also thrown up after each point scored.

"Then, too, it was very difficult to throw goals when your guard was tattooing your ribs with his elbow, bumping you with his hip, stepping on your toe, or grabbing you by the belt."

Card's second season produced a winning record, and his fourth team went 8-1.

For the next decade and a half, basketball at Trinity/Duke witnessed a constant changing of the guard, with no less than 10 different coaches handling the team from 1913 until 1928.



Duke has won three national championships, 16 ACC championships and appeared in 14 Final Fours in its 101 seasons of basketball.

While basketball in North Carolina may have started at Trinity College in 1906, the real birth of the game came 20 years later on the day Eddie Cameron accepted a position at Duke.

Cameron not only became the winningest basketball coach in school history, and an extremely successful football replacement as well, he became Duke athletics.

Cameron and his troops entered the Southern Conference and advanced all the way to the tournament finale in the school's first year in the league. That success has continued throughout the years with the likes of Gerry Gerard, Harold Bradley, Vic Bubas, Bill Foster, and finally Mike Krzyzewski guiding one of the most prestigious programs in all of college athletics.

Duke has never experienced more than three losing seasons in succession and currently owns a streak of 78 consecutive years of 10 wins or more. The Blue Devils have won 20 or more games 41 times and 30 or more contests nine times in school history, including the 2005-06 season (32-4). Now 101 seasons later, Duke has collected the fourth-highest win total in college basketball history with 1,796 victories to its credit.

Individually, nine Blue Devils have earned National Player of the Year honors, six have been chosen National Defensive Player of the Year (nine times), 31 have been named All-America and 11 have been selected ACC Player of the Year.

Last season, Duke's J.J. Redick earned National Player of the Year recognition by the Associated Press, Wooden, Naismith, Rupp, NABC, USBWA, *Basketball Times* and *The Sporting News*. Redick became a repeat National Player of the Year — the eighth in college basketball history — after winning the Rupp award as a junior in 2005. After becoming the ACC's all-time leading scorer and earning All-America recognition for the second consecutive year, Redick went on to win the Sullivan Award as the nation's top amateur athlete. First team All-America Shelden Williams was named National Defensive Player of the Year for the second consecutive season in 2005-06. In 2001-02, Duke's Jason Williams was the seventh player in history to repeat as National Player of the Year. In 2001, Shane Battier and Williams became the first teammates to share National Player of the Year honors by the major outlets. Battier joined UNLV's Stacey Augmon and Wake Forest's Tim Duncan as the only three-time winners of the NABC National Defensive Player of the Year award.

NCAA All-Time Victory List

No.	School	Season	Yrs.	Won	Lost	Tied	Pct.
1.	Kentucky	1903	103	1,926	596	1	.764
2.	North Carolina	1911	96	1,883	689	0	.732
3.	Kansas	1899	108	1,873	777	0	.707
4.	► Duke	1906	101	1,796	791	0	.694
5.	St. John's (N.Y.)	1908	99	1,689	817	0	.674
6.	Syracuse	1901	105	1,680	771	0	.685
7.	Temple	1895	110	1,656	917	0	.644
8.	Pennsylvania	1897	106	1,612	904	2	.641
9.	Indiana	1901	106	1,589	865	0	.648
10.	Utah	1909	98	1,584	814	0	.661
11.	UCLA	1920	87	1,581	707	0	.691
	Notre Dame	1898	101	1,581	877	1	.643
13.	Oregon St.	1902	105	1,559	1,116	0	.583
14.	Illinois	1906	101	1,546	812	0	.656
15.	Washington	1896	104	1,529	1,008	0	.603
16.	Western Ky.	1915	87	1,526	753	0	.670
17.	Princeton	1901	106	1,522	932	0	.620
18.	Cincinnati	1902	105	1,511	863	0	.636
19.	Arizona	1905	101	1,508	818	1	.648
20.	Texas	1906	100	1,507	916	0	.622
21.	Louisville	1912	92	1,505	806	0	.651
22.	Brigham Young	1903	104	1,501	969	0	.608
23.	Purdue	1897	108	1,491	896	0	.625
24.	N.C. State	1913	94	1,483	878	0	.628
25.	West Virginia	1904	97	1,474	940	0	.611

Individual Honors

National Player of the Year

Dick Groat	⁶ 1952
Art Heyman	^{1,3,6,12,13,14} 1963
Johnny Dawkins	⁷ 1986
Danny Ferry	^{3,7,13,14} 1989
Christian Laettner	^{1,2,3,7,8,10,12,14,15} 1992
Elton Brand	^{1,3,7,8,12,14,15} 1999
Shane Battier	^{1,2,4,5,7,11,12,14,15} 2001
Jason Williams	⁸ 2001
Jason Williams	^{1,5,7,8,14,15} 2002
J.J. Redick	⁹ 2005
J.J. Redick	^{1,2,7,8,9,12,14,15} 2006

Player of the Year honors selected by Associated Press¹, Basketball Times², Basketball Weekly³, CBS/Chevrolet⁴, ESPN⁵, Helms⁶, Naismith⁷, NABC⁸, Rupp⁹, Scripps-Howard¹⁰, Sports Illustrated¹¹, The Sporting News¹², UPI¹³, USBWA¹⁴, Wooden¹⁵

National Defensive Player of the Year

Tommy Amaker	1987
Billy King	1988
Grant Hill	1993
Steve Wojciechowski	1998
Shane Battier	1999
Shane Battier	2000
Shane Battier	2001
Shelden Williams	2005
Shelden Williams	2006

National Coach of the Year

Bill Foster	⁵ 1978
► Mike Krzyzewski	^{1,2,7} 1986
► Mike Krzyzewski	⁴ 1989
► Mike Krzyzewski	⁵ 1991
► Mike Krzyzewski	^{4,6} 1992
► Mike Krzyzewski	¹ 1997
► Mike Krzyzewski	^{4,5} 1999
► Mike Krzyzewski	² 2000
► Mike Krzyzewski	⁸ 2001
► Mike Krzyzewski	³ 2004

Coach of the Year honors selected by Basketball Times¹, CBS/Chevrolet², Claire Bee³, Naismith⁴, NABC⁵, The Sporting News⁶, UPI⁷, Victor Awards⁸

All-America

Bill Werber	1930
Bill Mock	1940
Ed Koffenberger	1946
Ed Koffenberger (2nd)	1947
Dick Groat (2nd)	1951
Dick Groat (1st)	1952
Art Heyman	1961
Art Heyman (2nd)	1962
Art Heyman (1st)	1963
Jeff Mullins	1963
Jeff Mullins (2nd)	1964
Jack Marin (2nd)	1966
Bob Verga (2nd)	1966
Bob Verga (1st)	1967
Mike Lewis	1968
Randy Denton	1971

Mike Gminski	1978
Jim Spanarkel	1978
Jim Spanarkel (2nd)	1979
Gene Banks	1979
Mike Gminski (1st)	1979
Mike Gminski (2nd)	1980
Gene Banks	1981
Johnny Dawkins (1st)	1985
Johnny Dawkins (1st)	1986
Mark Alarie	1986
Tommy Amaker	1987
Danny Ferry (2nd)	1988
Danny Ferry (1st)	1989
Christian Laettner	1990
Christian Laettner (2nd)	1991
Christian Laettner (1st)	1992
Grant Hill	1992
Bobby Hurley	1992
Grant Hill (2nd)	1993
Bobby Hurley (1st)	1993
Grant Hill (1st)	1994
Trajan Langdon	1998
Roshawn McLeod	1998
Elton Brand (1st)	1999
Trajan Langdon (2nd)	1999
Shane Battier (2nd)	2000
Chris Carrawell (1st)	2000
Shane Battier (1st)	2001
Jason Williams (1st)	2001
Carlos Boozer	2002
Mike Dunleavy (2nd)	2002
Jason Williams (1st)	2002
Chris Duhon	2004
J.J. Redick	2004
Shelden Williams	2004
J.J. Redick (1st)	2005
Shelden Williams	2005
J.J. Redick (1st)	2006
Shelden Williams (1st)	2006

Note: Consensus All-America selections are listed in parentheses.

All-Southern Conference

Bill Werber	1929
Harry Councilor	1930
Bill Werber	1930
Jim Thompson	1933
Herb Thompson	1934
Jim Thompson	1934
Ed Swindell	1939
Bill Mock	1940
Chuck Holley	1941
Ray Spuhler	1941
Cy Valesek	1941
Bill McCahan	1942
Ray Spuhler	1942
Bob Gantt	1943
John Seward	1943
Gordon Carver	1944
Bill Wright	1944
Dan Buckley	1945
Gordon Carver	1945


Ed Koffenberger	1946
John Seward	1946
John Whiting	1946
Ed Koffenberger	1947
Corren Youmans	1948
Corren Youmans	1949
Corren Youmans	1950
Dick Groat	1951
Dick Groat	1952

All-Atlantic


Coast Conference

Rudy D'Emilio (1st)	1954
Joe Belmont (2nd)	1954
Ronnie Mayer (2nd)	1954
Ronnie Mayer (1st)	1955
Joe Belmont (2nd)	1955
Joe Belmont (1st)	1956
Ronnie Mayer (2nd)	1956
Jim Newcome (2nd)	1957
Jim Newcome (1st)	1958
Bucky Allen (2nd)	1958
Paul Schmidt (2nd)	1958
Carroll Youngkin (1st)	1959
Howard Hurt (2nd)	1959
Howard Hurt (2nd)	1960
Art Heyman (1st)	1961
Howard Hurt (2nd)	1961
Art Heyman (1st)	1962
Jeff Mullins (1st)	1962
Art Heyman (1st)	1963
Jeff Mullins (1st)	1963
Jeff Mullins (1st)	1964
Jay Buckley (2nd)	1964
Buzzy Harrison (2nd)	1964
Hack Tison (2nd)	1964
Jack Marin (1st)	1965
Bob Verga (1st)	1965
Steve Vacendak (2nd)	1965
Jack Marin (1st)	1966
Bob Verga (1st)	1966
Steve Vacendak (2nd)	1966
Bob Verga (1st)	1967
Mike Lewis (2nd)	1967
Mike Lewis (1st)	1968
Randy Denton (2nd)	1969
Randy Denton (2nd)	1970
Randy Denton (1st)	1971
Gary Melchionni (2nd)	1972
Alan Shaw (2nd)	1972
Gary Melchionni (1st)	1973
Chris Redding (2nd)	1973
Bob Fleisher (2nd)	1975
Tate Armstrong (1st)	1976
Jim Spanarkel (2nd)	1977
Mike Gminski (1st)	1978
Jim Spanarkel (1st)	1978
Gene Banks (2nd)	1978
Mike Gminski (1st)	1979
Jim Spanarkel (1st)	1979
Gene Banks (2nd)	1979


Mike Gminski (1st)	1980
Gene Banks (2nd)	1980
Gene Banks (1st)	1981
Vince Taylor (1st)	1982
Johnny Dawkins (2nd)	1983
Mark Alarie (1st)	1984
Johnny Dawkins (2nd)	1984
Johnny Dawkins (1st)	1985
Mark Alarie (2nd)	1985
Mark Alarie (1st)	1986
Johnny Dawkins (1st)	1986
Tommy Amaker (2nd)	1987
Danny Ferry (2nd)	1987
Danny Ferry (1st)	1988
Danny Ferry (1st)	1989
Phil Henderson (2nd)	1990
Christian Laettner (2nd)	1990
Alaa Abdelnaby (3rd)	1990
Christian Laettner (1st)	1991
Thomas Hill (3rd)	1991
Bobby Hurley (3rd)	1991
Christian Laettner (1st)	1992
Grant Hill (2nd)	1992
Bobby Hurley (2nd)	1992
Thomas Hill (3rd)	1992
Grant Hill (1st)	1993
Bobby Hurley (1st)	1993
Thomas Hill (3rd)	1993
Grant Hill (1st)	1994
Cherokee Parks (2nd)	1994
Antonio Lang (3rd)	1994
Cherokee Parks (2nd)	1995
Chris Collins (2nd)	1996
Jeff Capel (3rd)	1996
Ricky Price (3rd)	1996
Trajan Langdon (1st)	1997
Steve Wojciechowski (2nd)	1997
Trajan Langdon (1st)	1998
Roshawn McLeod (1st)	1998
Steve Wojciechowski (3rd)	1998
Elton Brand (1st)	1999
Trajan Langdon (1st)	1999
William Avery (2nd)	1999
Shane Battier (3rd)	1999
Chris Carrawell (3rd)	1999
Shane Battier (1st)	2000
Chris Carrawell (1st)	2000
Jason Williams (3rd)	2000
Shane Battier (1st)	2001
Jason Williams (1st)	2001
Nate James (3rd)	2001
Jason Williams (1st)	2002
Carlos Boozer (1st)	2002
Mike Dunleavy (1st)	2002
Dahntay Jones (1st)	2003
Chris Duhon (3rd)	2003
J.J. Redick (3rd)	2003
Chris Duhon (1st)	2004
J.J. Redick (2nd)	2004
Shelden Williams (2nd)	2004
Luol Deng (3rd)	2004




Bob Verga




Bill Mock



Tate Armstrong



Chris Duhon



Jim Spanarkel

J.J. Redick (1st)	2005
Shelden Williams (1st)	2005
Daniel Ewing (3rd)	2005
J.J. Redick (1st)	2006
Shelden Williams (1st)	2006

Two-Time All-Conference

Bill Werber	1929-30
Jim Thompson	1933-34
Ray Spuhler	1941-42
John Seward	1943-46
Gordon Carver	1944-45
Ed Koffenberger	1946-47
Dick Groat	1951-52
Jack Marin	1965-66
Jim Spanarkel	1978-79
Mark Alarie	1984-86
Johnny Dawkins	1985-86
Danny Ferry	1988-89
Christian Laettner	1991-92
Grant Hill	1993-94
Shane Battier	2000-01
Jason Williams	2001-02
J.J. Redick	2005-06
Shelden Williams	2005-06

(first team selections only)

Three-Time All-Conference

Corren Youmans	1948-50
Art Heyman	1961-63
Jeff Mullins	1962-64
Bob Verga	1965-67
Mike Gminski	1978-80
Trajan Langdon	1997-99

(first team selections only)

ACC Player of the Year


Art Heyman	1963
Jeff Mullins	1964
Steve Vacendak	1966
Mike Gminski	1979
Danny Ferry	1988
Danny Ferry	1989
Christian Laettner	1992
Grant Hill	1994
Elton Brand	1999
Chris Carrawell	2000
Shane Battier	2001
J.J. Redick	2005
J.J. Redick	2006

ACC Defensive Player of the Year

Shelden Williams	2005
Shelden Williams	2006

ACC Coach of the Year

Harold Bradley	1959
Vic Bubas	1963
Vic Bubas	1964
Vic Bubas	1966



Steve Vacendak

Bill Foster	1978
► Mike Krzyzewski	1984
► Mike Krzyzewski	1986
► Mike Krzyzewski	1997
► Mike Krzyzewski	1999
► Mike Krzyzewski	2000

ACC Rookie of the Year

Jim Spanarkel	1976
Mike Gminski	1977
Gene Banks	1978
Chris Duhon	2001

ACC Tournament MVP

Doug Kistler	1960
Art Heyman	1963
Jeff Mullins	1964
Steve Vacendak	1966
Jim Spanarkel	1978
Johnny Dawkins	1986
Danny Ferry	1988
Christian Laettner	1992
Elton Brand	1999
Jason Williams	2000
Shane Battier	2001
Carlos Boozer	2002
Daniel Ewing	2003
J.J. Redick	2005
J.J. Redick	2006

ACC All-Tournament

Rudy D'Emilio (2nd)	1954
Bernie Janicki (2nd)	1954
Ronnie Mayer (1st)	1955
Joe Belmont (2nd)	1955
Ronnie Mayer (2nd)	1956
Bucky Allen (2nd)	1958
Bobby Joe Harris (2nd)	1958
Bob Vernon (2nd)	1958
Howard Hurt (2nd)	1959
Carroll Youngkin (2nd)	1959
Howard Hurt (1st)	1960
Doug Kistler (1st)	1960
John Frye (2nd)	1960
Carroll Youngkin (2nd)	1960
John Frye (1st)	1961
Art Heyman (1st)	1961
Carroll Youngkin (2nd)	1961
Art Heyman (1st)	1962
Jeff Mullins (1st)	1962
Art Heyman (1st)	1963
Jeff Mullins (1st)	1963
Jay Buckley (2nd)	1963
Buzzy Harrison (2nd)	1963
Jay Buckley (1st)	1964
Jeff Mullins (1st)	1964
Danny Ferguson (2nd)	1964
Hack Tison (2nd)	1964
Steve Vacendak (1st)	1965
Bob Verga (1st)	1965
Jack Marin (2nd)	1965



Gene Banks

Mike Lewis (1st)	1966
Steve Vacendak (1st)	1966
Bob Verga (1st)	1966
Jack Marin (2nd)	1966
Bob Riedy (2nd)	1966
Bob Verga (1st)	1967
Mike Lewis (2nd)	1967
Mike Lewis (2nd)	1968
Dick DeVenzio (1st)	1969
Steve Vandenberg (1st)	1969
Dave Golden (2nd)	1969
Gary Melchionni (2nd)	1972
Tate Armstrong (1st)	1976
Mike Gminski (2nd)	1977
Jim Spanarkel (2nd)	1977
Gene Banks (1st)	1978
Mike Gminski (1st)	1978
Jim Spanarkel (1st)	1978
Kenny Dennard (2nd)	1978
Mike Gminski (1st)	1979
Jim Spanarkel (1st)	1979
Gene Banks (1st)	1980
Mike Gminski (1st)	1980
Vince Taylor (2nd)	1980
Mark Alarie (1st)	1984
Johnny Dawkins (1st)	1984
Johnny Dawkins (1st)	1985
Jay Bilas (2nd)	1985
Mark Alarie (1st)	1986
Johnny Dawkins (1st)	1986
David Henderson (1st)	1986
Robert Brickey (1st)	1988
Danny Ferry (1st)	1988
Quin Snyder (2nd)	1988
Danny Ferry (1st)	1989
Phil Henderson (1st)	1989
Christian Laettner (2nd)	1989
Phil Henderson (1st)	1990
Christian Laettner (2nd)	1990
Christian Laettner (1st)	1991
Grant Hill (2nd)	1991
Greg Koubek (2nd)	1991
Brian Davis (1st)	1992
Bobby Hurley (1st)	1992
Christian Laettner (1st)	1992
Grant Hill (2nd)	1992
Grant Hill (2nd)	1994
Cherokee Parks (2nd)	1994
Trajan Langdon (1st)	1998
Roshown McLeod (1st)	1998
Chris Carrawell (2nd)	1998
William Avery (1st)	1999
Elton Brand (1st)	1999
Shane Battier (2nd)	1999
Corey Maggette (2nd)	1999
Shane Battier (1st)	2000
Chris Carrawell (1st)	2000
Jason Williams (1st)	2000
Carlos Boozer (2nd)	2000
Mike Dunleavy (2nd)	2000
Nate James (2nd)	2000
Shane Battier (1st)	2001



Mike Dunleavy

Mike Dunleavy (1st)	2001
Jason Williams (1st)	2001
Nate James (2nd)	2001
Carlos Boozer (1st)	2002
Mike Dunleavy (1st)	2002
Jason Williams (1st)	2002
Chris Duhon (2nd)	2002
Daniel Ewing (1st)	2003
Dahntay Jones (2nd)	2003
J.J. Redick (2nd)	2003
Chris Duhon (1st)	2004
Daniel Ewing (1st)	2004
Shelden Williams (1st)	2004
Luol Deng (2nd)	2004
Daniel Ewing (1st)	2005
J.J. Redick (1st)	2005
Shelden Williams (1st)	2005
J.J. Redick (1st)	2006
Shelden Williams (1st)	2006
► Josh McRoberts (2nd)	2006
► Greg Paulus (2nd)	2006

All-ACC Academic Basketball Team

Since 1962-63, the ACC has named an All-ACC Academic team. To be eligible, a student-athlete must have played in a minimum of one varsity contest during the season and have a 3.0 GPA.

Jay Buckley	1963
Buzzy Harrison	1963
Jay Buckley	1964
Buzzy Harrison	1964
Denny Fuerguson	1965
Jack Marin	1966
Dick DeVenzio	1969
Rick Katherman	1969
Dick DeVenzio	1970
Rick Katherman	1970
Dick DeVenzio	1971
Gary Melchionni	1972
Bob Fleischer	1974
Bob Fleischer	1975
Terry Chilli	1976
Steve Gray	1977
Mike Gminski	1978
Jim Spanarkel	1978
Mike Gminski	1979
Jim Spanarkel	1979
Bob Bender	1980
Mike Gminski	1980
Chip Engelland	1983
Mark Alarie	1986
Quin Snyder	1987
Quin Snyder	1988
Danny Ferry	1989
Quin Snyder	1989
Bill McCaffrey	1991
Thomas Hill	1993
Antonio Lang	1993
Chris Collins	1995
Erik Meek	1995

TRADITION

Individual Honors

Steve Wojciechowski	1995
Matt Christensen	1996
Taymon Domzalski	1996
Todd Singleton	1996
Jeff Capel	1997
Trajan Langdon	1997
Carmen Wallace	1997
Steve Wojciechowski	1997
Shane Battier	1998
Mike Chappell	1998
Taymon Domzalski	1998
Trajan Langdon	1998
Taymon Domzalski	1999
Trajan Langdon	1999
Shane Battier	2000
Mike Dunleavy	2000
Shane Battier	2001
Matt Christensen	2001
Mike Dunleavy	2001
Mike Dunleavy	2002
Dahntay Jones	2002
Jason Williams	2002
Nick Horvath	2003
Chris Duhon	2004
Nick Horvath	2004
Lee Melchionni	2005
J.J. Redick	2005
► Greg Paulus	2006
► Martynas Pocius	2006

All-NCAA Final Four Team

*Art Heyman	1963
Jeff Mullins	1964
Jack Marin	1966
Mike Gminski	1978
Jim Spanarkel	1978
Mark Alarie	1986
Tommy Amaker	1986
Johnny Dawkins	1986
Danny Ferry	1989
Phil Henderson	1990
Bobby Hurley	1991
*Christian Laettner	1991
Billy McCaffrey	1991
Grant Hill	1992
*Bobby Hurley	1992
Christian Laettner	1992
Grant Hill	1994
Antonio Lang	1994
Elton Brand	1999
Trajan Langdon	1999
*Shane Battier	2001
Mike Dunleavy	2001
Jason Williams	2001

All-East Regional	
Art Heyman	1963
Jeff Mullins	1963
*Jeff Mullins	1964
Steve Vacendak	1964
Jack Marin	1966
Steve Vacendak	1966
*Bob Verga	1966
Gene Banks	1978
Mike Gminski	1978
*Jim Spanarkel	1978
Mark Alarie	1986
*Johnny Dawkins	1986
*Danny Ferry	1988
Billy King	1988
Kevin Strickland	1988
*Danny Ferry	1989
Phil Henderson	1989
Christian Laettner	1989
Alaa Abdelnaby	1990
Phil Henderson	1990
*Christian Laettner	1990
Bobby Hurley	1991
*Christian Laettner	1991
William Avery	1999
Elton Brand	1999
*Trajan Langdon	1999
Shane Battier	2000
Shane Battier	2001
*Jason Williams	2001

All-South Regional

Mike Gminski	1980
Jeff Capel	1994
*Grant Hill	1994
Cherokee Parks	1994
Trajan Langdon	1998
Roshown McLeod	1998
*Luol Deng	2004
Shelden Williams	2004

All-Midwest Regional

Tommy Amaker	1987
Thomas Hill	1991
*Bobby Hurley	1991
Christian Laettner	1991
* - Named Most Outstanding Player	

All-National Invitation Tournament

Randy Denton	1971
--------------	------

All-Preseason NIT

Mark Alarie	1986
Johnny Dawkins	1986
David Henderson	1986
Trajan Langdon	1996

*Carlos Boozer	2000
Jason Williams	2000
J.J. Redick	2005
*Shelden Williams	2005

* - Named Most Valuable Player

Swett-Baylin Award

Given to the most valuable player as selected by the team. Set up by Dr. George Baylin in memory of Dr. and Mrs. Francis Swett. Dr. Swett was a Duke faculty member and ardent basketball fan.


Dick Groat	1952
Rudy D'Emilio	1953
Bernie Janicki	1954
Ronnie Mayer	1955
Joe Belmont	1956
Bobby Joe Harris	1957
Paul Schmidt	1958
Howard Hurt	1959
Doug Kistler	1960
Art Heyman	1961
Art Heyman	1962
Art Heyman	1963
Jeff Mullins	1964
Denny Ferguson	1965
Jack Marin	1966
Steve Vacendak	1966
Bob Verga	1967
Mike Lewis	1968
Fred Lind	1969
Randy Denton	1970
Randy Denton	1971
Alan Shaw	1972
Gary Melchionni	1973
Bob Fleischer	1974
Bob Fleischer	1975
Tate Armstrong	1976
Tate Armstrong	1977
Jim Spanarkel	1977
Gene Banks	1978
Mike Gminski	1978
Jim Spanarkel	1978
Mike Gminski	1979
Jim Spanarkel	1979
Gene Banks	1980
Mike Gminski	1980
Gene Banks	1981
Kenny Dennard	1981
Vince Taylor	1982
Johnny Dawkins	1983
Mark Alarie	1984
Johnny Dawkins	1984
Johnny Dawkins	1985
Johnny Dawkins	1986
Tommy Amaker	1987
Danny Ferry	1987
Danny Ferry	1988

Danny Ferry	1989
Phil Henderson	1990
Christian Laettner	1990
Bobby Hurley	1991
Christian Laettner	1991
Bobby Hurley	1992
Christian Laettner	1992
Bobby Hurley	1993
Grant Hill	1994
Erik Meek	1995
Cherokee Parks	1995
Chris Collins	1996
Steve Wojciechowski	1997
Roshown McLeod	1998
Elton Brand	1999
Trajan Langdon	1999
Shane Battier	2000
Chris Carrawell	2000
Shane Battier	2001
Jason Williams	2001
Jason Williams	2002
Mike Dunleavy	2002
Dahntay Jones	2003
Chris Duhon	2004
Daniel Ewing	2005
J.J. Redick	2005
Shelden Williams	2005
J.J. Redick	2006
Shelden Williams	2006

Glenn E. "Ted" Mann Jr. Award

Presented by Kappa Sigma fraternity to the reserve voted by his teammates as contributing the most to team morale. The award is dedicated to the memory of Ted Mann Jr., a member of the Duke basketball team who died in a swimming accident on September 12, 1964, just prior to his senior year at Duke.

Ron Herbster	1965
Jim Liccardo	1966
Stuart McKaig	1967
Tim Kolodziej	1968
Steve Vandenberg	1969
Don Blackman	1970
Alan Shaw	1971
Pat Doughty	1972
Pete Kramer	1973
Terry Chili	1974
Terry Chili	1975
Dave O'Connell	1976
Scott Goetsch	1977
Bruce Bell	1978
Scott Goetsch	1979
Jim Corrigan	1980
Jim Suddath	1981
Todd Anderson	1982
Mike Tissaw	1983
Richard Ford	1984
Todd Anderson	1985
Billy King	1986
Robert Brickey	1987
John Smith	1988
John Smith	1989
Brian Davis	1990
Brian Davis	1991
Antonio Lang	1992
Marty Clark	1993
Marty Clark	1994
Steve Wojciechowski	1995
Steve Wojciechowski	1996
Justin Caldwell	1997
Jay Heaps	1997
Todd Singleton	1997
Todd Singleton	1998
Nate James	1999
Mike Dunleavy	2000
Dahntay Jones	2001
J.D. Simpson	2001
Daniel Ewing	2002
Andre Buckner	2003
Sean Dockery	2004
Lee Melchionni	2005
Patrick Johnson	2006



Jeff Mullins



David Henderson



Brian Davis

NCAA Tournament Results

Round	Date	Site	Opponent	W/L	Score	DU High
1955 • East Regional						
First Round	3/8	New York, N.Y.	Villanova	L	73-74	22 - Tobin

Round	Date	Site	Opponent	W/L	Score	DU High
1960 • East Regional						
First Round	3/8	New York, N.Y.	Princeton	W	84-60	26 - Kistler
Reg. Semifinal	3/11	Charlotte, N.C.	St. Joseph's	W	58-56	22 - Youngkin
Reg. Final	3/12	Charlotte, N.C.	New York U.	L	59-74	20 - Kistler

Round	Date	Site	Opponent	W/L	Score	DU High
1963 • East Regional						
Reg. Semifinal	3/15	College Park, Md.	New York U.	W	81-76	25 - Mullins
Reg. Final	3/16	College Park, Md.	St. Joseph's	W	73-59	24 - Mullins
Nat. Semifinal	3/22	Louisville, Ky.	Loyola, Ill.	L	75-94	29 - Heyman
Nat. Consol.	3/23	Louisville, Ky.	Oregon State	W	85-63	22 - Heyman

Round	Date	Site	Opponent	W/L	Score	DU High
1964 • East Regional						
Reg. Semifinal	3/13	Raleigh, N.C.	Villanova	W	87-73	43 - Mullins
Reg. Final	3/14	Raleigh, N.C.	Connecticut	W	101-54	30 - Mullins
Nat. Semifinal	3/20	Kansas City, Mo.	Michigan	W	91-80	25 - Buckley
Nat. Final	3/21	Kansas City, Mo.	UCLA	L	83-98	22 - Mullins

Round	Date	Site	Opponent	W/L	Score	DU High
1966 • East Regional						
Reg. Semifinal	3/11	Raleigh, N.C.	St. Joseph's	W	76-74	22 - Verga
Reg. Final	3/12	Raleigh, N.C.	Syracuse	W	91-81	22 - Marin
Nat. Semifinal	3/18	College Park, Md.	Kentucky	L	79-83	29 - Marin
Nat. Consol.	3/19	College Park, Md.	Utah	W	79-77	23 - Marin

Round	Date	Site	Opponent	W/L	Score	DU High
1978 • East Regional						
First Round	3/12	Charlotte, N.C.	Rhode Island	W	63-62	25 - Gminski
Reg. Semifinal	3/17	Providence, R.I.	Pennsylvania	W	84-80	21 - two players
Reg. Final	3/19	Providence, R.I.	Villanova	W	90-72	29 - Spanarkel
Nat. Semifinal	3/25	St. Louis, Mo.	Notre Dame	W	90-86	23 - Gminski
Nat. Final	3/27	St. Louis, Mo.	Kentucky	L	88-94	22 - Banks

Round	Date	Site	Opponent	W/L	Score	DU High
1979 • East Regional Seed: #2						
Second Round	3/11	Raleigh, N.C.	St. John's ^{10E}	L	78-80	24 - Banks

Round	Date	Site	Opponent	W/L	Score	DU High
1980 • Midwest Regional Seed: #4						
Second Round	3/8	W. Lafayette, Ind.	Pennsylvania ^{12ME}	W	52-42	19 - Gminski
Reg. Semifinal	3/13	Lexington, Ky.	Kentucky ^{10E}	W	55-54	17 - Gminski
Reg. Final	3/15	Lexington, Ky.	Purdue ^{6ME}	L	60-68	17 - Gminski

Round	Date	Site	Opponent	W/L	Score	DU High
1984 • West Regional Seed: #3						
Second Round	3/18	Pullman, Wash.	Washington ^{6W}	L	78-80	22 - Dawkins

Round	Date	Site	Opponent	W/L	Score	DU High
1985 • Midwest Regional Seed: #3						
First Round	3/15	Houston, Texas	Pepperdine ^{14MW}	W	75-62	22 - Henderson
Second Round	3/17	Houston, Texas	Boston College ^{11MW}	L	73-74	18 - Dawkins

Round	Date	Site	Opponent	W/L	Score	DU High
1986 • East Regional Seed: #1						
First Round	3/13	Greensboro, N.C.	Miss. Valley St. ^{16E}	W	85-78	27 - Dawkins
Second Round	3/15	Greensboro, N.C.	Old Dominion ^{9E}	W	89-61	25 - Dawkins
Reg. Semifinal	3/21	E. Rutherford, N.J.	DePaul ^{12E}	W	74-67	25 - Dawkins
Reg. Final	3/23	E. Rutherford, N.J.	Navy ^{1E}	W	71-50	28 - Dawkins
Nat. Semifinal	3/29	Dallas, Texas	Kansas ^{10W}	W	71-67	24 - Dawkins
Nat. Final	3/31	Dallas, Texas	Louisville ^{2W}	L	69-72	24 - Dawkins

Round	Date	Site	Opponent	W/L	Score	DU High
1987 • Midwest Regional Seed: #5						
First Round	3/12	Indianapolis, Ind.	Texas A&M ^{12MW}	W	58-51	20 - Strickland
Second Round	3/14	Indianapolis, Ind.	Xavier ^{13MW}	W	65-60	20 - Amaker
Reg. Semifinal	3/20	Cincinnati, Ohio	Indiana ^{10W}	L	82-88	23 - Amaker

Round	Date	Site	Opponent	W/L	Score	DU High
1988 • East Regional Seed: #2						
First Round	3/17	Chapel Hill, N.C.	Boston U. ^{15E}	W	85-69	21 - Ferry
Second Round	3/19	Chapel Hill, N.C.	SMU ^{1E}	W	94-79	31 - Strickland
Reg. Semifinal	3/24	E. Rutherford, N.J.	Rhode Island ^{11E}	W	73-72	17 - Ferry
Reg. Final	3/26	E. Rutherford, N.J.	Temple ^{1E}	W	63-53	21 - Strickland
Nat. Semifinal	4/2	Kansas City, Mo.	Kansas ^{8MW}	L	59-66	19 - Ferry

Round	Date	Site	Opponent	W/L	Score	DU High
1989 • East Regional Seed: #2						
First Round	3/16	Greensboro, N.C.	S.C. State ^{15E}	W	90-69	22 - Henderson
Second Round	3/18	Greensboro, N.C.	West Virginia ^{1E}	W	70-63	20 - Ferry
Reg. Semifinal	3/24	E. Rutherford, N.J.	Minnesota ^{11E}	W	87-70	21 - two players
Reg. Final	3/26	E. Rutherford, N.J.	Georgetown ^{1E}	W	85-77	24 - Laetlner
Nat. Semifinal	4/1	Seattle, Wash.	Seton Hall ^{3W}	L	78-95	34 - Ferry

Round	Date	Site	Opponent	W/L	Score	DU High
1990 • East Regional Seed: #3						
First Round	3/16	Atlanta, Ga.	Richmond ^{14E}	W	81-46	22 - Abdelnaby
Second Round	3/18	Atlanta, Ga.	St. John's ^{5E}	W	76-72	22 - Brickey
Reg. Semifinal	3/22	E. Rutherford, N.J.	UCLA ^{1E}	W	90-81	28 - Henderson
Reg. Final	3/24	E. Rutherford, N.J.	Connecticut ^{1E}	W	79-78	27 - Abdelnaby
Nat. Semifinal	3/31	Denver, Colo.	Arkansas ^{4MW}	W	97-83	28 - Henderson
Nat. Final	4/2	Denver, Colo.	UNLV ^{1W}	L	73-103	21 - Henderson

Round	Date	Site	Opponent	W/L	Score	DU High
1991 • Midwest Regional Seed: #2 • National Champion						
First Round	3/14	Minneapolis, Minn.	N.E. Louisiana ^{15MW}	W	102-73	22 - Laetlner
Second Round	3/16	Minneapolis, Minn.	Iowa ^{10W}	W	85-70	19 - Laetlner
Reg. Semifinal	3/22	Pontiac, Mich.	Connecticut ^{11MW}	W	81-67	19 - Laetlner
Reg. Final	3/24	Pontiac, Mich.	St. John's ^{10W}	W	78-61	20 - Hurley
Nat. Semifinal	3/30	Indianapolis, Ind.	UNLV ^{1W}	W	79-77	28 - Laetlner
Nat. Final	4/1	Indianapolis, Ind.	Kansas ^{15E}	W	72-65	18 - Laetlner

Round	Date	Site	Opponent	W/L	Score	DU High
1992 • East Regional Seed: #1 • National Champion						
First Round	3/19	Greensboro, N.C.	Campbell ^{14E}	W	82-56	22 - Laetlner
Second Round	3/21	Greensboro, N.C.	Iowa ^{9E}	W	75-62	21 - Davis
Reg. Semifinal	3/26	Philadelphia, Pa.	Seton Hall ^{1E}	W	81-69	16 - two players
Reg. Final	3/28	Philadelphia, Pa.	Kentucky (ot) ^{2E}	W	104-103	31 - Laetlner
Nat. Semifinal	4/4	Minneapolis, Minn.	Indiana ^{2W}	W	81-78	26 - Hurley
Nat. Final	4/6	Minneapolis, Minn.	Michigan ^{6SE}	W	71-51	19 - Laetlner

Round	Date	Site	Opponent	W/L	Score	DU High
1993 • Midwest Regional Seed: #3						
First Round	3/18	Chicago, Ill.	S. Illinois ^{14MW}	W	105-70	25 - Hurley
Second Round	3/20	Chicago, Ill.	California ^{8MW}	L	77-82	32 - Hurley

Round	Date	Site	Opponent	W/L	Score	DU High
1994 • Southeast Regional Seed: #2						
First Round	3/18	St. Petersburg, Fla.	Texas Southern ^{15SE}	W	82-70	20 - Collins
Second Round	3/20	St. Petersburg, Fla.	Michigan State ^{7SE}	W	85-74	25 - Hill
Reg. Semifinal	3/24	Knoxville, Tenn.	Marquette ^{5SE}	W	59-49	22 - Hill
Reg. Final	3/26	Knoxville, Tenn.	Purdue ^{15E}	W	69-60	19 - two players
Nat. Semifinal	4/2	Charlotte, N.C.	Florida ^{9E}	W	70-65	25 - Hill
Nat. Final	4/4	Charlotte, N.C.	Arkansas ^{10MW}	L	72-76	15 - Lang

Round	Date	Site	Opponent	W/L	Score	DU High
1996 • Southeast Regional Seed: #8						
First Round	3/14	Indianapolis, Ind.	E. Michigan ^{9SE}	L	60-75	15 - two players

Round	Date	Site	Opponent	W/L	Score	DU High
1997 • Southeast Regional Seed: #2						
First Round	3/14	Charlotte, N.C.	Murray State ^{15SE}	W	71-68	25 - Capel
Second Round	3/16	Charlotte, N.C.	Providence ^{10SE}	L	87-98	26 - Capel

Round	Date	Site	Opponent	W/L	Score	DU High
1998 • South Regional Seed: #1						
First Round	3/13	Lexington, Ky.	Radford ^{16S}	W	99-63	23 - McLeod
Second Round	3/15	Lexington, Ky.	Oklahoma State ^{8S}	W	79-73	22 - McLeod
Reg. Semifinal	3/20	St. Petersburg, Fla.	Syracuse ^{5S}	W	80-67	20 - Brand
Reg. Final	3/22	St. Petersburg, Fla.	Kentucky ^{2S}	L	84-86	19 - McLeod

Round	Date	Site	Opponent	W/L	Score	DU High
1999 • East Regional Seed: #1						
First Round	3/12	Charlotte, N.C.	Florida A&M	W	99-58	17 - Brand
Second Round	3/14	Charlotte, N.C.	Tulsa	W	97-56	19 - Avery
Reg. Semifinal	3/19	E. Rutherford, N.J.	SW Missouri St.	W	78-61	24 - Langdon
Reg. Final	3/21	E. Rutherford, N.J.	Temple	W	85-64	23 - Langdon
Nat. Semifinal	3/27	St. Petersburg, Fla.	Michigan State	W	68-62	18 - Brand
Nat. Final	3/29	St. Petersburg, Fla.	Connecticut	L	74-77	25 - Langdon

Round	Date	Site	Opponent	W/L	Score	DU High
2000 • East Regional Seed: #1						
First Round	3/17	Winston-Salem, N.C.	Lamar ^{16E}	W	82-55	18 - Williams
Second Round	3/19	Winston-Salem, N.C.	Kansas ^{9E}	W	69-64	21 - Battier
Reg. Semifinal	3/24	Syracuse, N.Y.	Florida ^{9E}	L	78-87	20 - Battier

Round	Date	Site	Opponent	W/L	Score	DU High
2001 • East Regional Seed: #1 • National Champion						
First Round	3/15	Greensboro, N.C.	Monmouth ^{16E}	W	95-52	22 - Williams
Second Round	3/17	Greensboro, N.C.	Missouri ^{9E}	W	94-81	31 - Williams
Reg. Semifinal	3/22	Philadelphia, Pa.	UCLA ^{14E}	W	76-63	34 - Williams
Reg. Final	3/24	Philadelphia, Pa.	USC ^{4E}	W	79-69	28 - Williams
Nat. Semifinal	3/31	Minneapolis, Minn.	Maryland ^{3W}	W	95-84	25 - Battier
Nat. Final	4/2	Minneapolis, Minn.	Arizona ^{8MW}	W	82-72	21 - Dunleavy

Round	Date	Site	Opponent	W/L	Score	DU High
2002 • South Regional Seed: #1						
First Round	3/14	Greenville, S.C.	Winthrop ^{16S}	W	84-37	19 - two players
Second Round	3/16	Greenville, S.C.	Notre Dame ^{8S}	W	84-77	18 - two players
Reg. Semifinal	3/21	Lexington, Ky.	Indiana ^{5S}	L	73-74	19 - Boozer

Round	Date	Site	Opponent	W/L	Score	DU High
2003 • West Regional Seed: #3						
First Round	3/20	Salt Lake City, Utah	Colorado State ^{14W}	W	67-57	23 - Jones
Second Round	3/22	Salt Lake City, Utah	C. Michigan ^{11W}	W	86-60	28 - Jones
Reg. Semifinal	3/27	Anaheim, Calif.	Kansas ^{2W}	L	65-69	23 - Jones

Round	Date	Site	Opponent	W/L	Score	DU High
2004 • Atlanta (South) Regional Seed: #1						
First Round	3/18	Raleigh, N.C.	Alabama State ^{16S}	W	96-61	20 - Randolph
Second Round	3/20	Raleigh, N.C.	Seton Hall ^{8S}	W	90-62	21 - Redick
Reg. Semifinal	3/26	Atlanta, Ga.	Illinois ^{4S}	W	72-62	18 - Deng
Reg. Final	3/28	Atlanta, Ga.	Xavier ^{7S}	W	66-63	19 - Deng
Nat. Semifinal	4/3	San Antonio, Texas	Connecticut ^{2W}			

NCAA Tournament Breakdown



Duke vs. Opponents in the NCAA Tournament

Alabama State	1-0	Navy	1-0
Arizona	1-0	Nevada-Las Vegas	1-1
Arkansas	1-1	New York	1-1
Boston College	0-1	Notre Dame	2-0
Boston University	1-0	Oklahoma State	1-0
California	0-1	Old Dominion	1-0
Campbell	1-0	Oregon State	1-0
Central Michigan	1-0	Pennsylvania	2-0
Colorado State	1-0	Pepperdine	1-0
Connecticut	3-2	Princeton	1-0
Delaware State	1-0	Providence	0-1
DePaul	1-0	Purdue	1-1
Eastern Michigan	0-1	Radford	1-0
Florida	1-1	Rhode Island	2-0
Florida A&M	1-0	Richmond	1-0
Georgetown	1-0	St. John's	2-1
George Washington	1-0	St. Joseph's	3-0
Illinois	1-0	Seton Hall	2-1
Indiana	1-2	S.C. State	1-0
Iowa	2-0	Southern	1-0
Kansas	3-2	Southern Cal	1-0
Kentucky	2-3	Southern Illinois	1-0
Lamar	1-0	SMU	1-0
Louisiana-Monroe	1-0	SW Missouri State	1-0
Louisiana State	0-1	Syracuse	2-0
Louisville	0-1	Temple	2-0
Loyola (Ill.)	0-1	Texas A&M	1-0
Marquette	1-0	Texas Southern	1-0
Maryland	1-0	Tulsa	1-0
Michigan	2-0	UCLA	2-1
Michigan State	2-1	Utah	1-0
Minnesota	1-0	Villanova	2-1
Mississippi State	1-0	Washington	0-1
Mississippi Valley State	1-0	West Virginia	1-0
Missouri	1-0	Winthrop	1-0
Monmouth	1-0	Xavier	2-0
Murray State	1-0		

Duke vs. Conferences in the NCAA Tournament

America East	1-0	Mid-American	1-1
Atlantic Coast	1-0	Midwestern	3-0
Atlantic 10	7-0	Missouri Valley	2-0
Big East	9-5	Mountain West	1-0
Big Eight	2-1	Northeast	1-0
Big South	3-0	Ohio Valley	1-0
Big 10	10-4	Pacific 10	5-3
Big 12	3-1	Southeastern	5-6
Big West	1-1	Southwest	3-0
Colonial	2-0	Southwestern Athletic	4-0
East Coast	3-0	Sun Belt	1-0
ECAC	1-0	West Coast	1-0
Great Midwest	1-0	Western Athletic	2-0
Horizon League	1-0	Yankee	1-0
Independents	6-4		
Ivy League	3-0		
Metro	0-1		

Note: Conference based on what league opponent was in at the time of the game

Duke Record by State in the NCAA Tournament

California	0-1	North Carolina	28-4
Colorado	1-1	Ohio	0-1
Florida	4-2	Pennsylvania	4-0
Georgia	4-1	Rhode Island	2-0
Illinois	1-1	South Carolina	2-0
Indiana	5-1	Tennessee	2-0
Kentucky	4-3	Texas	2-4
Maryland	3-1	Utah	2-0
Michigan	2-0	Washington	0-2
Minnesota	6-0		
Missouri	2-3		
New Jersey	10-0		
New York	1-2		

Duke in the NCAA Tournament

NCAA Tournament Appearances	30
National Championships	3
Championship Game Appearances	9
Final Four Appearances	14
Elite Eight Appearances	17
Sweet 16 Appearances	23
Times Advanced in NCAA Tournament	26
Overall NCAA Tournament Record	85-27 (.759)

As a Participant (includes Final Four games)

Out of East Region	52-13 (.800)
Out of South Region*	13-5 (.722)
Out of Southeast Region	6-3 (.667)
Out of Midwest Region	2-1 (.667)
Out of Midwest Region	10-3 (.769)
Out of West Region	2-2 (.500)

By Decade

1950-59	0-1 (.000)
1960-69	11-4 (.733)
1970-79	4-2 (.667)
1980-89	18-7 (.720)
1990-99	32-7 (.821)
2000-06	20-6 (.769)

As an at-large bid	32-12 (.727)
As an automatic bid	53-15 (.779)
NCAA Record under Krzyzewski	68-19 (.782)

* - will consider the 2004/2006 Atlanta Region and the 2005 Austin Region the South Region

NCAA Appearances (30)

1955, 1960, 1963, 1964, 1966, 1978, 1979, 1980, 1984, 1985, 1986, 1987, 1988, 1989, 1990, 1991, 1992, 1993, 1994, 1996, 1997, 1998, 1999, 2000, 2001, 2002, 2003, 2004, 2005, 2006

NCAA Titles (3)

1991, 1992, 2001

Title Game Appearances (9)

1964, 1978, 1986, 1990, 1991, 1992, 1994, 1999, 2001

Final Four Appearances (14)

1963, 1964, 1966, 1978, 1986, 1988, 1989, 1990, 1991, 1992, 1994, 1999, 2001, 2004

Regional Championships (14)

1963 (East), 1964 (East), 1966 (East), 1978 (East), 1986 (East), 1988 (East), 1989 (East), 1990 (East), 1991 (Midwest), 1992 (East), 1994 (Southeast), 1999 (East), 2001 (East), 2004 (Atlanta/South)

Elite Eight Appearances (17)

1960, 1963, 1964, 1966, 1978, 1980, 1986, 1988, 1989, 1990, 1991, 1992, 1994, 1998, 1999, 2001, 2004

Sweet 16 Appearances (23)

1960, 1963, 1964, 1966, 1978, 1980, 1986, 1987, 1988, 1989, 1990, 1991, 1992, 1994, 1998, 1999, 2000, 2001, 2002, 2003, 2004, 2005, 2006

Times As A Number One Seed (10)

1986	5-1
1992	6-0
1998	3-1
1999	5-1
2000	2-1
2001	6-0
2002	2-1
2004	4-1
2005	2-1
2006	2-1
10 Times	37-8

Duke NCAA Tournament Career Leaders

Points

Rk	Player, Years	Totals (GP)
1.	Christian Laettner, 1989-92 [1]	407 (23)
2.	Shane Battier, 1998-01 [13]	278 (19)
3.	Danny Ferry, 1986-89 [15]	269 (19)
4.	Grant Hill, 1991-94 [15]	269 (20)
5.	Jason Williams, 2000-02	243 (12)
6.	Bobby Hurley, 1990-93	239 (20)
7.	Phil Henderson, 1988-91	233 (16)
8.	J.J. Redick, 2003-06	223 (14)
9.	Johnny Dawkins, 1983-86	214 (9)
10.	Jeff Mullins, 1962-64	200 (8)

Field Goals Made

Rk	Player, Years	Totals (GP)
1.	Christian Laettner, 1989-92 [4]	128 (23)
2.	Grant Hill, 1991-94	103 (20)
3.	Danny Ferry, 1986-89	101 (19)
4.	Shane Battier, 1998-01	88 (19)
5.	Phil Henderson, 1988-91	86 (16)
	Johnny Dawkins, 1983-86	86 (9)

3-Point Field Goals Made

Rk	Player, Years	Totals (GP)
1.	Bobby Hurley, 1990-93 [1]	42 (20)
2.	J.J. Redick, 2003-06	39 (14)
3.	Jason Williams, 2000-02 [6]	36 (12)
4.	Trajan Langdon, 1995-99	28 (11)
	Daniel Ewing, 2002-05	28 (14)

3-Point Field Goal Attempts

Rk	Player, Years	Totals (GP)
1.	J.J. Redick, 2003-06	115 (14)
2.	Jason Williams, 2000-02 [1]	112 (12)
3.	Bobby Hurley, 1990-93 [4]	96 (20)

Free Throws Made

Rk	Player, Years	Totals (GP)
1.	Christian Laettner, 1989-92 [1]	142 (23)
2.	Shane Battier, 1998-01	75 (19)
3.	Shelden Williams, 2003-06	67 (14)
4.	Bobby Hurley, 1990-93	59 (20)

Free Throws Attempted

Rk	Player, Years	Totals (GP)
1.	Christian Laettner, 1989-92 [1]	167 (23)
2.	Shane Battier, 1998-01	91 (19)
3.	Shelden Williams, 2003-06	86 (14)
4.	Grant Hill, 1991-94	83 (20)

Rebounds

Rk	Player, Years	Totals (GP)
1.	Christian Laettner, 1989-92 [5]	169 (23)
2.	Shane Battier, 1998-01 [17]	135 (19)
3.	Shelden Williams, 2003-06	134 (14)
	Grant Hill, 1991-94 [19]	134 (20)
5.	Danny Ferry, 1986-89 [20]	131 (19)

Assists

Rk	Player, Years	Totals (GP)
1.	Bobby Hurley, 1990-93 [1]	145 (20)
2.	Grant Hill, 1991-94	86 (20)
3.	Chris Duhon, 2001-04	79 (17)

Blocked Shots

Rk	Player, Years	Totals (GP)
1.	Shane Battier, 1998-01 [3]	42 (19)
2.	Shelden Williams, 2003-06	41 (14)
3.	Cherokee Parks, 1992-95	25 (14)

Steals

Rk	Player, Years	Totals (GP)
1.	Grant Hill, 1991-94 [1]	39 (20)
2.	Chris Duhon, 2001-04 [2]	38 (17)
3.	Tommy Amaker, 1984-87	36 (12)
4.	Christian Laettner, Duke, 1989-92 [5]	32 (23)

Games Played

Rk	Player, Years	Totals
1.	Christian Laettner, Duke, 1989-92 [1]	23
2.	Greg Koubek, Duke, 1988-91 [2]	22
	Brian Davis, Duke, 1989-92 [2]	22
4.	Thomas Hill, Duke, 1990-93 [5]	20
	Bobby Hurley, Duke, 1990-93 [5]	20
	Grant Hill, Duke, 1991-94 [5]	20
	Antonio Lang, Duke, 1991-94 [5]	20

Note: Duke players' NCAA all-time ranking in parentheses

TRADITION

NCAA Tournament Records

Team, Game

Most Points Scored

Duke	vs. Southern Illinois, 3/18/1993	105
Opp	2x: last by Kentucky, 3/28/1992	103

Fewest Points Scored

Duke	vs. Pennsylvania, 3/8/1980	52
Opp	by Winthrop, 3/14/2002	37

Largest Victory Margin

Duke	vs. Connecticut, 3/14/1964	[101-54] 47
	vs. Winthrop, 3/14/2002	[84-37] 47
Opp	by UNLV, 4/2/1990	[101-71] 30

Largest Halftime Margin

Duke	vs. Winthrop, 3/14/2002	[52-15] 37
------	-------------------------	------------

Most Field Goals Made

Duke	2x: last vs. Northeast Louisiana, 3/14/1991	43
Opp	by Kentucky, 3/27/1978	39

Most Field Goal Attempts

Duke	vs. Loyola-Chicago, 3/22/1963	82
Opp	by Oregon State, 3/23/1963	87

Highest Field Goal Pct.

Duke	vs. Southern Illinois, 3/18/1993	.632
Opp	by Washington, 3/18/1984	.705

Fewest Field Goals Made

Duke	vs. Delaware State, 3/18/2005	16
Opp	by Winthrop, 3/14/2002	16

Fewest Field Goal Attempts

Duke	vs. Texas A&M, 3/12/1987	36
Opp	by Michigan State, 3/20/1994	46

Most 3-Point Field Goals

Duke	vs. Monmouth, 3/15/2001	18
Opp	2x: last by Lamar, 3/17/2000	11

Most 3-Point Attempts

Duke	vs. Monmouth, 3/15/2001	38
Opp	2x: last by Temple, 3/21/1999	27

Highest 3-Point Pct.

Duke	vs. Southern Illinois, 3/18/1993	.737
Opp	by UNLV, 4/2/1990	.571

Most Free Throws Made

Duke	vs. Seton Hall, 3/20/2004	34
Opp	2x: last by Seton Hall, 4/1/1989	23

Most Free Throw Attempts

Duke	2x: last vs. Indiana, 4/4/1992	42
Opp	by Villanova, 3/8/1955	42

Highest Free Throw Pct.

Duke	vs. Seton Hall, 3/20/2004	.895
Opp	by Temple, 3/26/1988	.929

Most Rebounds

Duke	vs. Connecticut, 3/14/1964	60
Opp	by Oregon State, 3/23/1963	54

Most Assists

Duke	vs. Radford, 3/13/1998	27
Opp	by UCLA, 3/21/1964	22

Most Steals

Duke	4x: last vs. UCLA, 3/22/2001	17
Opp	by UNLV, 4/2/1990	16

Most Blocked Shots

Duke	vs. Temple, 3/26/1988	11
Opp	by Iowa, 3/21/1992	10

Individual, Game

Points

1.	Jeff Mullins vs. Villanova, 3/13/1964	43
2.	Danny Ferry vs. Seton Hall, 4/1/1989	34
	Jason Williams vs. UCLA, 3/22/2001	34
4.	Bobby Hurley vs. California, 3/20/1993	32
5.	Kevin Strickland vs. SMU, 3/19/1988	31
	Christian Laettner vs. Kentucky, 3/28/1992	31

Field Goals Made

1.	Jeff Mullins vs. Villanova, 3/13/1964	19
2.	Jeff Mullins vs. Connecticut, 3/14/1964	14
3.	Mike Gminski vs. Notre Dame, 3/25/1978	13
	Johnny Dawkins vs. Navy, 3/23/1986	13
	Danny Ferry vs. Seton Hall, 4/1/1989	13

Field Goals Attempted

1.	Art Heyman vs. Loyola-Chicago, 3/22/1963	30
2.	Danny Ferry vs. Seton Hall, 4/1/1989	29
3.	Jeff Mullins vs. Villanova, 3/13/1964	28
4.	Johnny Dawkins vs. Navy, 3/23/1986	25
5.	Jeff Mullins vs. Connecticut, 3/14/1964	23

Field Goal Pct.

1.	Christian Laettner vs. Kentucky, 3/28/1992	[10-10] 1.000
----	--	---------------

Minimum 10 field goal attempts

3-Point Field Goals Made

1.	Jason Williams vs. UCLA, 3/22/2001	6
	Jason Williams vs. Monmouth, 3/15/2001	6

3-Point Field Goal Attempts

1.	Bobby Hurley vs. California, 3/20/1993	18
2.	Jason Williams vs. UCLA, 3/22/2001	13
3.	Jason Williams vs. Missouri, 3/17/2001	12
	J.J. Redick vs. Alabama State, 3/18/2004	12
5.	Jason Williams vs. USC, 3/24/2001	11
	Jason Williams vs. Arizona, 4/2/2001	11
	J.J. Redick vs. Kansas, 3/27/2003	11

Free Throws Made

1.	Jim Spanarkel vs. Notre Dame, 3/25/1978	12
	Christian Laettner vs. Kansas, 4/1/1991	12
	Shane Battier vs. Missouri, 3/17/2001	12
4.	Christian Laettner vs. Kentucky, 3/28/1992	10
	Shane Battier vs. Kansas, 3/19/2000	10
	Shane Battier vs. UCLA, 3/22/2001	10

Free Throws Attempted

1.	Shelden Williams vs. Delaware State, 3/18/2005	14
2.	Shane Battier vs. Missouri, 3/17/2001	13
3.	Jim Spanarkel vs. Notre Dame, 3/25/1978	12
	Christian Laettner vs. Kansas, 4/1/1991	12
	Alaa Abdelnaby vs. Connecticut, 3/24/1990	12
	Chris Carrawell vs. Michigan State, 3/27/1999	12
	Shavlik Randolph vs. Alabama State, 3/18/2004	12

Free Throw Pct.

1.	Jim Spanarkel vs. Notre Dame, 3/25/1978	[12-12] 1.000
	Christian Laettner vs. Kansas, 4/1/1991	[12-12] 1.000
	Christian Laettner vs. Kentucky, 3/28/1992	[10-10] 1.000
	Shelden Williams vs. G. Washington, 3/18/2006	[9-9] 1.000
	Bobby Hurley vs. California, 3/20/1993	[8-8] 1.000

Minimum eight made free throws

Rebounds

1.	Jay Buckley vs. St. Joseph's, 3/16/1963	18
	Shelden Williams vs. Southern, 3/16/2006	18
3.	Jay Buckley vs. New York University, 3/15/1963	16
4.	Mike Lewis vs. St. Joseph's, 3/11/1966	15
	Jack Marin vs. St. Joseph's, 3/11/1966	15
	Elton Brand vs. Michigan State, 3/27/1999	15
	Shelden Williams vs. Mississippi State, 3/20/2005	15

Assists

1.	Quin Snyder vs. SMU, 3/19/1988	12
2.	Bobby Hurley vs. Campbell, 3/19/1992	10
	Bobby Hurley vs. Kentucky, 3/28/1992	10
4.	Chris Duhon vs. Monmouth, 3/15/2001	9
	Jason Williams vs. Missouri, 3/17/2001	9

Steals

1.	Grant Hill vs. California, 3/20/1993	8
2.	Tommy Amaker vs. Old Dominion, 3/15/1986	7
	Tommy Amaker vs. Louisville, 3/31/1986	7

Blocked Shots

1.	Shane Battier vs. Kansas, 3/19/2000	8
2.	Mike Gminski vs. Pennsylvania, 3/17/1978	7
	Shelden Williams vs. George Washington, 3/18/2006	7
4.	5x: last Shelden Williams vs. Xavier, 3/28/2004	5

Minutes Played

1.	Bobby Hurley vs. Kentucky, 3/28/1992	45
2.	Christian Laettner vs. Kentucky, 3/28/1992	43
3.	11x: last J.J. Redick vs. Mississippi St., 3/20/2005	40

Duke NCAA Tournament Seed Grid

Opp.	1	2	3	4	5	6	7	8	9	10	11	12	13	14	15	16	Total
1	2-1	3-3	1-0	3-1	1-3	3-0	2-0	6-0	4-0	-	-	2-0	-	-	-	10-0	37-8
2	4-1	-	2-1	1-0	-	1-1	4-0	-	-	0-2	3-0	-	-	-	5-0	-	20-5
3	1-1	0-1	-	1-0	-	1-2	1-0	-	-	-	1-1	-	-	4-0	-	-	9-5
4	1-0	-	-	-	-	0-1	-	-	-	-	-	1-0	-	-	-	-	2-1
5	0-1	-	-	-	-	-	-	-	-	-	-	1-0	1-0	-	-	-	2-1
6	-	-	-	-	-	-	-	-	-	-	-	-	-	-	-	-	0-0
7	-	-	-	-	-	-	-	-	-	-	-	-	-	-	-	-	0-0
8	-	-	-	-	-	-	-	-	0-1	-	-	-	-	-	-	-	0-1
Totals	8-4	3-4	3-1	5-1	1-3	5-4	7-0	6-0	4-1	0-2	4-1	4-0	1-0	4-0	5-0	10-0	70-21

NCAA seeding process began in 1979

ACC Tournament Results

Round	Date	Site	Opponent	W/L	Score	DU High
1954 • Seed: #1						
First Round	3/4	Raleigh, N.C.	Virginia ⁸	W	96-68	13 - Mayer
Semifinals	3/5	Raleigh, N.C.	N.C. State ⁴	L	75-79	21 - Janicki
1955 • Seed: #2						
First Round	3/3	Raleigh, N.C.	South Carolina ⁷	W	83-67	18 - Lakata
Semifinals	3/4	Raleigh, N.C.	Virginia ⁶	W	90-77	34 - Mayer
Championship	3/5	Raleigh, N.C.	N.C. State ¹	L	77-87	19 - Belmont
1956 • Seed: #4						
First Round	3/1	Raleigh, N.C.	Maryland ⁵	W	94-69	27 - Mayer
Semifinals	3/2	Raleigh, N.C.	N.C. State ¹	L	79-91	22 - Mayer
1957 • Seed: #3						
First Round	3/7	Raleigh, N.C.	South Carolina ⁶	L	81-84	20 - Newcome
1958 • Seed: #1						
First Round	3/6	Raleigh, N.C.	Wake Forest ⁸	W	51-44	12 - Harris
Semifinals	3/7	Raleigh, N.C.	Maryland ⁴	L	65-71 (ot)	21 - Allen
1959 • Seed: #3						
First Round	3/5	Raleigh, N.C.	Wake Forest ⁶	W	78-71	28 - Hurt
Semifinals	3/6	Raleigh, N.C.	North Carolina ²	L	71-74	21 - Youngkin
1960 • Seed: #4 • ACC Champion						
First Round	3/3	Raleigh, N.C.	South Carolina ⁵	W	82-69	26 - Kistler
Semifinals	3/4	Raleigh, N.C.	North Carolina ¹	W	71-69	30 - Youngkin
Championship	3/5	Raleigh, N.C.	Wake Forest ²	W	63-59	22 - Kistler
1961 • Seed: #2						
First Round	3/2	Raleigh, N.C.	Virginia ⁷	W	89-54	22 - Heyman
Semifinals	3/3	Raleigh, N.C.	South Carolina ⁶	W	92-75	32 - Heyman
Championship	3/4	Raleigh, N.C.	Wake Forest ¹	L	81-96	26 - Heyman
1962 • Seed: #2						
First Round	3/1	Raleigh, N.C.	Maryland ⁷	W	71-58	22 - Heyman
Semifinals	3/2	Raleigh, N.C.	Clemson ⁶	L	72-77	27 - Heyman
1963 • Seed: #1 • ACC Champion						
First Round	2/28	Raleigh, N.C.	Virginia ⁸	W	89-70	29 - Mullins
Semifinals	3/1	Raleigh, N.C.	N.C. State ⁵	W	82-65	25 - Mullins
Championship	3/2	Raleigh, N.C.	Wake Forest ²	W	68-57	24 - Heyman
1964 • Seed: #1 • ACC Champion						
First Round	3/5	Raleigh, N.C.	N.C. State ⁸	W	75-44	21 - Buckley
Semifinals	3/6	Raleigh, N.C.	North Carolina ⁵	W	65-49	20 - Buckley
Championship	3/7	Raleigh, N.C.	Wake Forest ²	W	80-59	24 - Mullins
1965 • Seed: #1						
First Round	3/4	Raleigh, N.C.	South Carolina ⁸	W	62-60	25 - Verga
Semifinals	3/5	Raleigh, N.C.	Wake Forest ⁵	W	101-81	25 - Vacendak
Championship	3/6	Raleigh, N.C.	N.C. State ²	L	85-91	25 - Verga
1966 • Seed: #1 • ACC Champion						
First Round	3/3	Raleigh, N.C.	Wake Forest ⁸	W	103-73	29 - Verga
Semifinals	3/4	Raleigh, N.C.	North Carolina ⁴	W	21-20	6 - Vacendak
Championship	3/5	Raleigh, N.C.	N.C. State ²	W	71-66	18 - Vacendak
1967 • Seed: #2						
First Round	3/9	Greensboro, N.C.	Virginia ⁷	W	99-78	35 - Verga
Semifinals	3/10	Greensboro, N.C.	South Carolina ³	W	69-66	21 - Verga
Championship	3/11	Greensboro, N.C.	North Carolina ¹	L	73-83	20 - Verga
1968 • Seed: #2						
First Round	3/7	Charlotte, N.C.	Clemson ⁷	W	43-40	13 - Lewis
Semifinals	3/8	Charlotte, N.C.	N.C. State ³	L	10-12	4 - Lewis
1969 • Seed: #3						
First Round	3/6	Charlotte, N.C.	Virginia ⁶	W	99-86	24 - two players
Semifinals	3/7	Charlotte, N.C.	South Carolina ²	W	68-59	18 - Golden
Championship	3/8	Charlotte, N.C.	North Carolina ¹	L	74-85	19 - Denton
1970 • Seed: #4						
First Round	3/5	Charlotte, N.C.	Wake Forest ⁵	L	73-81	29 - Saunders
1971 • Seed: #3						
First Round	3/11	Greensboro, N.C.	N.C. State ⁶	L	61-68	16 - Denton
1972 • Seed: #4						
First Round	3/9	Greensboro, N.C.	N.C. State ⁵	W	73-60	16 - two players
Semifinals	3/10	Greensboro, N.C.	North Carolina ¹	L	48-63	13 - Melchionni

Round	Date	Site	Opponent	W/L	Score	DU High
1973 • Seed: #4						
First Round	3/8	Greensboro, N.C.	Virginia ⁵	L	55-59	14 - Melchionni
1974 • Seed: #7						
First Round	3/7	Greensboro, N.C.	Maryland ²	L	66-85	17 - Armstrong
1975 • Seed: #6						
First Round	3/6	Greensboro, N.C.	Clemson ³	L	76-78	16 - Hodge
1976 • Seed: #7						
First Round	3/4	Landover, Md.	Maryland ² (OT)	L	78-80	33 - Armstrong
1977 • Seed: #6						
First Round	3/3	Greensboro, N.C.	Clemson ³	L	74-82	23 - Spanarkel
1978 • Seed: #2 • ACC Champion						
First Round	3/1	Greensboro, N.C.	Clemson ⁷	W	83-72	22 - Dennard
Semifinals	3/2	Greensboro, N.C.	Maryland ⁴	W	81-69	21 - Spanarkel
Championship	3/4	Greensboro, N.C.	Wake Forest ⁵	W	85-77	25 - Gminski
1979 • Seed: #2						
First Round	3/1	Greensboro, N.C.	Wake Forest ⁷	W	58-56	20 - Spanarkel
Semifinals	3/2	Greensboro, N.C.	N.C. State ⁶	W	62-59	18 - Spanarkel
Championship	3/3	Greensboro, N.C.	North Carolina ¹	L	63-71	19 - Gminski
1980 • Seed: #6 • ACC Champion						
First Round	2/28	Greensboro, N.C.	N.C. State ³	W	68-62	24 - Banks
Semifinals	2/29	Greensboro, N.C.	North Carolina ²	W	75-61	24 - Gminski
Championship	3/1	Greensboro, N.C.	Maryland ¹	W	73-72	21 - Banks
1981 • Seed: #5						
First Round	3/5	Landover, Md.	Maryland ⁴	L	53-56	17 - Banks
1982 • Seed: #6						
First Round	3/5	Greensboro, N.C.	Wake Forest ³	L	53-88	17 - Taylor
1983 • Seed: #7						
First Round	3/11	Atlanta, Ga.	Virginia ²	L	66-109	17 - Dawkins
1984 • Seed: #4						
First Round	3/9	Greensboro, N.C.	Georgia Tech ⁵	W	67-63	20 - Alarie
Semifinals	3/10	Greensboro, N.C.	North Carolina ¹	W	77-75	21 - Alarie
Championship	3/11	Greensboro, N.C.	Maryland ²	L	62-74	22 - Dawkins
1985 • Seed: #4						
First Round	3/8	Atlanta, Ga.	Maryland ⁵	W	86-73	27 - Dawkins
Semifinals	3/9	Atlanta, Ga.	Georgia Tech ¹	L	64-75	21 - Bilas
1986 • Seed: #1 • ACC Champion						
First Round	3/7	Greensboro, N.C.	Wake Forest ⁸	W	68-60	22 - Alarie
Semifinals	3/8	Greensboro, N.C.	Virginia ⁵	W	75-70	24 - Dawkins
Championship	3/9	Greensboro, N.C.	Georgia Tech ²	W	68-67	20 - Dawkins
1987 • Seed: #3						
First Round	3/6	Landover, Md.	N.C. State ⁶ (OT)	L	64-71	20 - Ferry
1988 • Seed: #3 • ACC Champion						
First Round	3/11	Greensboro, N.C.	Virginia ⁴	W	60-48	20 - Ferry
Semifinals	3/12	Greensboro, N.C.	N.C. State ²	W	73-71	16 - Brickey
Championship	3/13	Greensboro, N.C.	North Carolina ¹	W	65-61	19 - Ferry
1989 • Seed: #2						
First Round	3/10	Atlanta, Ga.	Wake Forest ⁷	W	88-64	24 - Ferry
Semifinals	3/11	Atlanta, Ga.	Virginia ³	W	69-58	23 - Ferry
Championship	3/12	Atlanta, Ga.	North Carolina ⁴	L	74-77	16 - Henderson
1990 • Seed: #2						
First Round	3/9	Charlotte, N.C.	Maryland ⁷	W	104-84	24 - Henderson
Semifinals	3/10	Charlotte, N.C.	Georgia Tech ³	L	72-83	29 - Laettner
1991 • Seed: #1						
Semifinals	3/9	Charlotte, N.C.	N.C. State ⁴	W	93-72	18 - two players
Championship	3/10	Charlotte, N.C.	North Carolina ²	L	74-96	22 - Laettner
1992 • Seed: #1 • ACC Champion						
First Round	3/13	Charlotte, N.C.	Maryland ⁸	W	94-87	33 - Laettner
Semifinals	3/14	Charlotte, N.C.	Georgia Tech ⁴	W	89-76	17 - two players
Championship	3/15	Charlotte, N.C.	North Carolina ³	W	94-74	25 - Laettner
1993 • Seed: #3						
First Round	3/12	Charlotte, N.C.	Georgia Tech ⁶	L	66-69	17 - Hurley

TRADITION

ACC Tournament Results

Duke in the ACC Tournament

Appearances	53
Championships	16
Title Game Appearances	27
Title Game Record	16-11
Overall Record	80-37
Record under Coach K	42-15
Times as Number One Seed	16

Record by Round

Play-In	1-0
First Round	36-16
Semifinals	27-10
Championship Game	16-11

Record by Site

Atlanta, Ga.	6-3
Charlotte, N.C.	18-7
Greensboro, N.C.	30-15
Landover, Md.	0-3
Raleigh, N.C.	23-9
Washington, D.C.	3-0

Record vs. Opponents

Boston College	1-0
Clemson	5-3
Florida State	0-0
Georgia Tech	5-3
Maryland	9-7
Miami	1-0
North Carolina	11-8
N.C. State	14-8
South Carolina	6-1
Virginia	14-3
Wake Forest	14-4

ACC Tournament Composite Records

Team	Won	Lost	Pct	Semifinals	Finals	Titles
► Duke	80	37	.684	37	27	16
North Carolina	77	37	.675	40	27	15
Boston College	2	1	.667	1	1	0
N.C. State	58	43	.574	30	16	10
Maryland	41	49	.456	27	9	3
Wake Forest	41	49	.456	27	10	4
Georgia Tech	19	24	.442	10	6	3
Virginia	30	52	.366	20	6	1
Miami	1	2	.333	0	0	0
Florida State	5	15	.250	1	0	0
Clemson	14	53	.209	11	1	0
Virginia Tech	0	2	.000	0	0	0

Duke ACC Tournament Seed Grid

Opp.	1	2	3	4	5	6	7	8	9	10	11	12	Total
1	-	5-3	3-0	4-3	7-0	0-1	0-0	11-1	3-0	-	0-0	1-0	34-8
2	0-4	-	4-2	1-1	1-0	5-1	11-0	-	-	-	-	-	22-8
3	1-1	2-1	-	1-0	1-0	4-4	2-0	-	-	-	1-0	-	12-6
4	2-3	1-1	-	-	5-3	-	-	-	-	-	-	-	8-7
5	-	-	-	0-1	-	-	-	-	-	-	-	-	0-1
6	1-0	1-0	1-3	-	-	-	-	-	-	-	-	-	3-3
7	-	0-3	-	-	-	-	-	-	-	-	-	-	0-3
8	-	-	-	-	-	-	-	-	-	-	-	-	0-0
9	0-1	-	-	-	-	-	-	1-0	-	-	-	-	1-1
10	-	-	-	-	-	-	-	-	-	-	-	-	0-0
11	-	-	-	-	-	-	-	-	-	-	-	-	0-0
12	-	-	-	-	-	-	-	-	-	-	-	-	0-0
Totals	4-9	9-8	8-5	6-5	14-3	9-6	13-0	12-1	3-0	-	1-0	1-0	80-37

Round	Date	Site	Opponent	W/L	Score	DU High
1994 • Seed: #1						
First Round	3/11	Charlotte, N.C.	Clemson ⁸	W	77-64	23 - Hill
Semifinals	3/12	Charlotte, N.C.	Virginia ⁴	L	61-66	19 - Hill
1995 • Seed: #9						
Play-in	3/9	Greensboro, N.C.	N.C. State ⁸	W	83-70	19 - Parks
First Round	3/10	Greensboro, N.C.	Wake Forest ¹	L	70-87	18 - Meek
1996 • Seed: #4						
First Round	3/8	Greensboro, N.C.	Maryland ⁵	L	69-82	21 - Price
1997 • Seed: #1						
First Round	3/7	Greensboro, N.C.	N.C. State ⁸	L	60-66	17 - Capel
1998 • Seed: #1						
First Round	3/5	Greensboro, N.C.	Virginia ⁹	W	63-41	14 - McLeod
Semifinals	3/7	Greensboro, N.C.	Clemson ⁵	W	66-64	17 - McLeod
Championship	3/8	Greensboro, N.C.	North Carolina ²	L	68-83	24 - McLeod
1999 • Seed: #1 • ACC Champion						
First Round	3/4	Charlotte, N.C.	Virginia ⁹	W	104-67	18 - Avery
Semifinals	3/6	Charlotte, N.C.	N.C. State ⁵	W	83-68	24 - Maggette
Championship	3/7	Charlotte, N.C.	North Carolina ²	W	96-73	29 - Avery
2000 • Seed: #1 • ACC Champion						
First Round	3/9	Charlotte, N.C.	Clemson ⁹	W	94-63	19 - Battier
Semifinals	3/11	Charlotte, N.C.	Wake Forest ⁵	W	82-73	18 - Battier
Championship	3/12	Charlotte, N.C.	Maryland ²	W	81-68	23 - Williams
2001 • Seed: #2 • ACC Champion						
First Round	3/9	Atlanta, Ga.	N.C. State ⁷	W	76-61	19 - Williams
Semifinals	3/10	Atlanta, Ga.	Maryland ³	W	84-82	20 - Battier
Championship	3/11	Atlanta, Ga.	North Carolina ¹	W	79-53	24 - Dunleavy
2002 • Seed: #2 • ACC Champion						
First Round	3/8	Charlotte, N.C.	North Carolina ⁷	W	60-48	20 - Williams
Semifinals	3/9	Charlotte, N.C.	Wake Forest ³	W	79-64	18 - Dunleavy
Championship	3/10	Charlotte, N.C.	N.C. State ⁴	W	91-61	26 - Boozer
2003 • Seed: #3 • ACC Champion						
First Round	3/14	Greensboro, N.C.	Virginia ⁶	W	83-76	32 - Ewing
Semifinals	3/15	Greensboro, N.C.	North Carolina ⁷	W	75-63	19 - Ewing
Championship	3/16	Greensboro, N.C.	N.C. State ⁴	W	84-77	30 - Redick
2004 • Seed: #1						
First Round	3/12	Greensboro, N.C.	Virginia ⁸	W	84-74	27 - Williams
Semifinals	3/13	Greensboro, N.C.	Georgia Tech ⁴	W	85-71	20 - Williams
Championship	3/14	Greensboro, N.C.	Maryland ⁶ (OT)	L	87-95	21 - Duhon
2005 • Seed: #3 • ACC Champion						
First Round	3/11	Washington, D.C.	Virginia ¹¹	W	76-64	16 - two players
Semifinals	3/12	Washington, D.C.	N.C. State ⁷	W	76-69	35 - Redick
Championship	3/13	Washington, D.C.	Georgia Tech ⁵	W	69-64	26 - Redick
2006 • Seed: #1 • ACC Champion						
First Round	3/10	Greensboro, N.C.	Miami ⁸	W	80-76	25 - Redick
Semifinals	3/11	Greensboro, N.C.	Wake Forest ¹²	W	78-66	20 - Redick
Championship	3/12	Greensboro, N.C.	Boston College ³	W	78-76	26 - Redick

Duke earned its seventh ACC title in eight years last season. It was the school's 16th league championship, the most by any program in ACC history.



ACC Tournament Records



TRADITION

Team, Game

Most Points Scored

Duke	vs. Maryland, 3/9/1990 (QF)	104
	vs. Virginia, 3/4/1999 (QF)	104
Opp	by Virginia, 3/11/1983 (QF)	109

Fewest Points Scored

Duke	vs. N.C. State, 3/8/1968 (SF)	10
Opp	by N.C. State, 3/8/1968 (SF)	12

Largest Victory Margin

Duke	vs. Virginia, 3/4/1999 (QF)	[104-67] 37
Opp	by Virginia, 3/11/1983 (QF)	[66-109] 43

Most Field Goals Made

Duke	vs. Wake Forest, 3/3/1966 (QF)	44
Opp	by Virginia, 3/11/1983 (QF)	40

Most Field Goal Attempts

Duke	vs. N.C. State, 3/5/1955 (F)	102
Opp	by Virginia, 3/4/1954 (QF)	91

Highest Field Goal Pct.

Duke	vs. North Carolina, 2/29/1980 (SF)	.717
Opp	by Virginia, 3/11/1983 (SF)	.684

Fewest Field Goals Made

Duke	vs. N.C. State, 3/8/1968 (SF)	2
Opp	by N.C. State, 3/8/1968 (SF)	4

Fewest Field Goal Attempts

Duke	vs. N.C. State, 3/8/1968 (SF)	11
Opp	by N.C. State, 3/8/1968 (SF)	13

Most 3-Point Field Goals Made

Duke	vs. Clemson, 3/9/2000 (QF)	17
Opp	by Wake Forest, 3/10/1995 (SF)	16

Most 3-Point Attempts

Duke	vs. Maryland, 3/10/2001 (SF)	33
Opp	by N.C. State, 3/9/1995 (QF)	28

Highest 3-Point Pct.

Duke	vs. Wake Forest, 3/10/1989 (QF)	[3-4] .750
Opp	by North Carolina, 3/10/1991 (F)	[7-11] .636

Most Free Throws Made

Duke	vs. N.C. State, 2/28/1980 (QF)	34
	vs. Maryland, 3/9/1990 (QF)	34
Opp	by N.C. State, 3/2/1956 (SF)	37

Most Free Throw Attempts

Duke	vs. Maryland, 3/1/1956 (QF)	44
Opp	by N.C. State, 3/5/1954 (SF)	50

Highest Free Throw Pct.

Duke	vs. Georgia Tech, 3/14/1992 (SF)	[25-27] .926
Opp	by South Carolina, 3/7/1969 (SF)	[19-20] .950

Most Rebounds

Duke	vs. South Carolina, 3/3/1955 (QF)	73
Opp	by N.C. State, 3/5/1955 (F)	63

Most Assists

Duke	vs. N.C. State, 3/10/2002 (F)	24
Opp	2x, last by North Carolina, 3/15/1992 (F)	24

Most Steals

Duke	vs. Clemson, 3/9/2000 (QF)	15
Opp	3x, last by Virginia, 3/12/1994 (SF)	11

Most Blocked Shots

Duke	vs. Virginia, 3/4/1999 (QF)	12
Opp	by Wake Forest, 3/5/1982 (QF)	8

Most Personal Fouls

Duke	vs. Wake Forest, 3/5/1982 (QF)	33
Opp	by N.C. State, 3/6/1965 (F)	28

Individual, Game

Points

1.	Bob Verga vs. Virginia, 3/9/1967 (QF)	35
2.	J.J. Redick vs. N.C. State, 3/12/2005 (SF)	35
2.	Ronnie Mayer vs. Virginia, 3/4/1955 (SF)	34
3.	Tate Armstrong vs. Maryland, 3/4/1976 (QF)	33
	Christian Laettner vs. Maryland, 3/13/1992 (QF)	33
5.	Art Heyman vs. South Carolina, 3/3/1961 (SF)	32
	Daniel Ewing vs. Virginia, 3/14/2003 (QF)	32

Field Goals Made

1.	Bob Verga vs. Virginia, 3/9/1967 (QF)	14
----	---------------------------------------	----

Field Goals Attempted

1.	Art Heyman vs. South Carolina, 3/3/1961 (SF)	30
----	--	----

Field Goal Pct.

1.	Grant Hill vs. North Carolina, 3/15/1992 (F)	[8-8] 1.000
----	--	-------------

Minimum eight field goal attempts

3-Point Field Goals Made

1.	J.J. Redick vs. N.C. State, 3/12/2005 (SF)	7
	J.J. Redick vs. Boston College, 3/14/2006 (F)	7

3-Point Field Goal Attempts

1.	Shane Battier vs. Maryland, 3/10/2001 (SF)	13
2.	Shane Battier vs. Wake Forest, 3/11/2000 (SF)	12
	J.J. Redick vs. Virginia, 3/11/2005 (QF)	12

3-Point Field Goal Pct.

1.	Mike Dunleavy vs. Clemson, 3/9/2000 (QF)	[4-4] 1.000
	Daniel Ewing vs. Virginia, 3/12/2004 (QF)	[4-4] 1.000

Minimum four three-point field goal attempts

Free Throws Made

1.	Gene Banks vs. N.C. State, 2/28/1980 (QF)	14
----	---	----

Free Throws Attempted

1.	Art Heyman vs. Maryland, 3/1/1962 (QF)	16
	Art Heyman vs. Clemson, 3/2/1962 (SF)	16

Free Throw Pct.

1.	Gene Banks vs. N.C. State, 2/28/1980 (QF)	[14-14] 1.000
	Mike Gminski vs. N.C. State, 2/28/1980 (QF)	[12-12] 1.000
	J.J. Redick vs. Georgia Tech, 3/13/2005 (F)	[10-10] 1.000

Minimum 10 made free throws

Rebounds

1.	Art Heyman vs. Clemson, 3/2/1962 (SF)	20
2.	Carroll Youngkin vs. South Carolina, 3/3/1961 (SF)	19
	Jay Buckley vs. Virginia, 2/28/1963 (QF)	19
	Mike Lewis vs. South Carolina, 3/1/1967 (SF)	19
	Mike Gminski vs. North Carolina, 2/29/1980 (SF)	19

Assists

1.	Bobby Hurley vs. Maryland, 3/13/1992 (QF)	13
2.	Bobby Hurley vs. North Carolina, 3/15/1992 (F)	11
	Jason Williams vs. Wake Forest, 3/11/2000 (SF)	11
3.	4x; last by Jason Williams vs. N.C. State, 3/10/2002 (F)	10

Steals

1.	Christian Laettner vs. North Carolina, 3/15/1992 (F)	7
----	--	---

Blocked Shots

1.	Cherokee Parks vs. Clemson, 3/11/1994 (QF)	10
----	--	----

Minutes Played

1.	6x; last by Tommy Amaker vs. N.C. State, 3/6/1987 (QF)	45
----	--	----

Individual, Career

Points

1.	J.J. Redick, 2003-06	225
2.	Art Heyman, 1961-63	193
3.	Mike Gminski, 1977-80	191
	Christian Laettner, 1989-92	191

Field Goals Made

1.	Bob Verga, 1965-67	74
	Johnny Dawkins, 1983-86	74

Field Goals Attempted

1.	Art Heyman, 1961-63	165
----	---------------------	-----

Field Goal Pct.

1.	Carlos Boozer, 2000-02	[33-49] .673
2.	Christian Laettner, 1989-92	[69-114] .605
3.	Randy Denton, 1969-71	[36-60] .600

Minimum 30 field goals made

3-Point Field Goals Made

1.	J.J. Redick, 2003-06	40
----	----------------------	----

3-Point Field Goals Attempted

1.	J.J. Redick, 2003-06	101
----	----------------------	-----

Free Throws Made

1.	Art Heyman, 1961-63	67
----	---------------------	----

Free Throws Attempted

1.	Art Heyman, 1961-63	80
----	---------------------	----

Rebounds

1.	Carroll Youngkin, 1959-61	118
	Mike Gminski, 1977-80	118
3.	Shelden Williams, 2003-06	110

Assists

1.	Jason Williams, 2000-02	60
2.	Chris Duhon, 2001-04	58
	Bobby Hurley, 1990-93	58

Steals

1.	Christian Laettner, 1989-92	31
2.	Shane Battier, 1998-2001	24
	Chris Duhon, 2001-04	24

Blocked Shots

1.	Shelden Williams, 2003-06	33
2.	Mike Gminski, 1977-80	20

Duke In-Season Tournament Results

ACC/Big East Challenge

1991-92 (Greensboro, N.C.)
Dec. 5 St. John's W, 91-81

1990-91 (Washington, D.C.)
Dec. 5 Georgetown L, 74-79

1989-90 (Greensboro, N.C.)
Dec. 6 Syracuse L, 76-78

ACC/Big Ten Challenge

2004-05 (Durham, N.C.)
Nov. 30 Michigan State W, 81-74

2003-04 (E. Lansing, Mich.)
Dec. 3 Michigan State W, 72-50

2002-03 (Greensboro, N.C.)
Dec. 3 Ohio State W, 91-76

2001-02 (Chicago, Ill.)
Nov. 27 Iowa W, 80-62

2000-01 (Greensboro, N.C.)
Nov. 28 Illinois W, 78-77

1999-00 (Chicago, Ill.)
Nov. 30 Illinois W, 72-69

Big Four Tournament

1980-81 (Greensboro, N.C.)
Dec. 5 North Carolina L, 76-78
Dec. 6 N.C. State L, 60-74

1979-80 (Greensboro, N.C.)
Nov. 30 Wake Forest W, 72-70
Dec. 1 North Carolina W, 86-74

1978-79 (Greensboro, N.C.)
Dec. 1 N.C. State W, 65-63
Dec. 2 North Carolina W, 78-68

1977-78 (Greensboro, N.C.)
Dec. 2 North Carolina L, 66-79
Dec. 3 Wake Forest W, 97-84

1976-77 (Greensboro, N.C.)
Nov. 26 Wake Forest L, 80-81
Nov. 27 N.C. State W, 84-82

1975-76 (Greensboro, N.C.)
Jan. 2 N.C. State L, 95-104
Jan. 3 North Carolina L, 74-77

1974-75 (Greensboro, N.C.)
Jan. 3 North Carolina W, 99-96
Jan. 4 Wake Forest L, 71-75

1973-74 (Greensboro, N.C.)
Jan. 4 Wake Forest L, 61-64
Jan. 5 North Carolina L, 75-84

1972-73 (Greensboro, N.C.)
Dec. 15 North Carolina L, 86-91
Dec. 16 Wake Forest W, 80-67

1971-72 (Greensboro, N.C.)
Dec. 17 N.C. State L, 62-67
Dec. 18 Wake Forest W, 70-58

1970-71 (Greensboro, N.C.)
Dec. 18 Wake Forest L, 77-83
Dec. 19 North Carolina L, 81-83

Birmingham Classic

1959-60 (Birmingham, Ala.)
Dec. 18 Alabama W, 78-60
Dec. 19 Navy W, 76-71

1956-57 (Birmingham, Ala.)
Dec. 14 Alabama W, 89-78
Dec. 15 West Virginia L, 82-83

Brigham Young Univ. Thanksgiving Classic

1986-87 (Laie, Hawaii)
Nov. 28 BYU-Hawaii W, 85-68
Nov. 29 Illinois L, 62-69

Cable Car Classic

1972-73 (San Francisco, Calif.)
Dec. 8 Santa Clara W, 69-65
Dec. 9 San Francisco L, 68-72

Carolina Classic

1974-75 (Columbia, S.C.)
Dec. 20 Louisiana St. L, 95-105
Dec. 21 Princeton W, 66-57

Carrs Great Alaska Shootout

2003-04 (Anchorage, Alaska)
Nov. 27 Pacific W, 82-69
Nov. 29 Liberty W, 76-47
Nov. 30 Purdue L, 78-68

1998-99 (Anchorage, Alaska)
Nov. 26 Notre Dame W, 111-82
Nov. 27 Fresno State W, 93-82
Nov. 28 Cincinnati L, 75-77

1995-96 (Anchorage, Alaska)
Nov. 23 Old Dominion W, 75-55
Nov. 24 Indiana W, 70-64
Nov. 25 Iowa W, 88-81

Coaches vs. Cancer Classic

1999-00 (New York, N.Y.)
Nov. 11 Stanford L, 79-80
Nov. 12 Connecticut L, 66-71

Dixie Classic

1960-61 (Raleigh, N.C.)
Dec. 29 Wyoming W, 86-59
Dec. 30 Marquette W, 86-73
Dec. 31 North Carolina L, 71-76

1959-60 (Raleigh, N.C.)
Dec. 28 Utah W, 63-52
Dec. 29 North Carolina L, 53-75
Dec. 30 Dayton L, 63-71

1958-59 (Raleigh, N.C.)
Dec. 29 Michigan State L, 57-82
Dec. 30 Yale W, 56-53
Dec. 31 Louisville W, 57-54

1957-58 (Raleigh, N.C.)
Dec. 26 Seton Hall W, 69-62
Dec. 27 North Carolina L, 62-76
Dec. 28 Wake Forest W, 79-75

1956-57 (Raleigh, N.C.)
Dec. 27 West Virginia W, 73-67
Dec. 28 North Carolina L, 71-87
Dec. 29 N.C. State L, 80-102

1955-56 (Raleigh, N.C.)
Dec. 29 Wyoming W, 71-54
Dec. 30 North Carolina L, 64-74
Dec. 31 Wake Forest W, 64-52

1954-55 (Raleigh, N.C.)
Dec. 27 West Virginia W, 92-79
Dec. 28 Minnesota L, 73-79
Dec. 29 North Carolina L, 52-65

1953-54 (Raleigh, N.C.)
Dec. 28 Oregon State W, 71-61
Dec. 29 Wake Forest W, 83-66
Dec. 30 Navy W, 98-83

1952-53 (Raleigh, N.C.)
Dec. 29 Brigham Young L, 68, 69
Dec. 30 Pennsylvania L, 80-97
Dec. 31 Princeton W, 74-59

1951-52 (Raleigh, N.C.)
Dec. 27 Columbia L, 58-66
Dec. 28 Wake Forest W, 79-74
Dec. 29 Southern Cal. L, 69-87

1950-51 (Raleigh, N.C.)
Dec. 28 Colgate L, 69-84
Dec. 29 North Carolina W, 71-63
Dec. 30 Tulane W, 74-72

1949-50 (Raleigh, N.C.)
Dec. 28 Penn State L, 48-51
Dec. 29 North Carolina L, 52-59
Dec. 30 Wake Forest W, 54-52

ECAC Holiday Festival

1978-79 (New York, N.Y.)
Dec. 29 Ohio State L, 84-90
Dec. 30 St. John's L, 66-69

1971-72 (New York, N.Y.)
Dec. 27 St. Peter's L, 74-77
Dec. 28 Syracuse L, 72-74

Fiesta Bowl Classic

1987-88 (Tucson, Ariz.)
Dec. 29 Florida W, 93-70
Dec. 30 Arizona L, 85-91

Gator Bowl Classic

1973-74 (Jacksonville, Fla.)
Dec. 26 Western Ky. W, 75-69
Dec. 27 Florida L, 60-77

Great Eight

1998-99 (Chicago, Ill.)
Dec. 2 Michigan State W, 73-67

Holiday Classic

1970-71 (Greensboro, N.C.)
Dec. 29 Northwestern W, 93-87
Dec. 30 Penn State W, 67-56

Holiday Doubleheader

1978-79 (Raleigh, N.C.)
Jan. 5 Long Beach St. W, 79-78
Jan. 6 Tulane W, 74-64

1976-77 (Raleigh, N.C.)
Dec. 29 East Carolina W, 88-65
Dec. 30 Rice W, 87-77

1975-76 (Raleigh, N.C.)
Dec. 26 Auburn W, 85-74
Dec. 27 Western Ky. W, 111-90

1974-75 (Raleigh, N.C.)
Dec. 27 Pittsburgh W, 89-75
Dec. 28 Kent State W, 83-65

Industrial Nat'l Classic

1979-80 (Providence, R.I.)
Dec. 21 Boston College W, 70-64
Dec. 22 Providence W, 82-78

Iron Duke Classic

1981-82 (Durham, N.C.)
Dec. 29 Davidson L, 73-75
Dec. 30 Auburn W, 72-71

1980-81 (Durham, N.C.)
Dec. 19 Brown W, 91-60
Dec. 20 Detroit W, 111-71

1979-80 (Durham, N.C.)
Dec. 28 Vermont W, 92-67
Dec. 29 Cincinnati W, 87-75

Jimmy V Classic

2001-02 (East Rutherford, N.J.)
Dec. 18 Kentucky W, 95-92

1998-99 (East Rutherford, N.J.)
Dec. 22 Kentucky W, 71-60

Kentucky Invitational

1969-70 (Lexington, Ky.)
Dec. 19 Dayton W, 72-67
Dec. 20 Kentucky L, 76-98

1953-54 (Louisville, Ky.)
Dec. 21 Kentucky L, 69-85
Dec. 22 UCLA L, 67-72

Las Vegas Classic

1972-73 (Las Vegas, Nev.)
Dec. 27 UNLV L, 83-89
Dec. 28 Purdue L, 77-82

Maui Invitational

2001-02 (Lahaina, Hawaii)
Nov. 19 Seton Hall W, 80-79
Nov. 20 South Carolina W, 81-56
Nov. 21 Ball State W, 83-71

1997-98 (Lahaina, Hawaii)
Nov. 24 Chaminade W, 106-70
Nov. 25 Missouri W, 82-59
Nov. 26 Arizona W, 95-87

1992-93 (Lahaina, Hawaii)
Dec. 21 DePaul W, 89-73
Dec. 22 Louisiana State W, 96-67
Dec. 23 Brigham Young W, 89-66

NIT Season Tip-Off

2005-06 (Durham, N.C.)
Nov. 14 Boston U. W, 64-47
Nov. 16 Seton Hall W, 93-40
Nov. 23 Drexel* W, 78-68
Nov. 25 Memphis* W, 70-67

2000-01 (Durham, N.C.)
Nov. 14 Princeton W, 87-50
Nov. 17 Villanova W, 98-85
Nov. 22 Texas* W, 95-69
Nov. 24 Temple* W, 63-61

1996-97 (Durham, N.C.)
Nov. 20 St. Joseph's W, 89-60
Nov. 22 Vanderbilt W, 86-57
Nov. 27 Tulsa* W, 72-67
Nov. 29 Indiana* L, 69-85

1990-91 (Durham, N.C.)
Nov. 14 Marquette W, 87-74
Nov. 16 Boston College W, 100-76
Nov. 21 Arkansas* L, 88-98
Nov. 23 Notre Dame* W, 85-77

1985-86 (Houston, Texas)
Nov. 21 Lamar W, 66-62
Nov. 24 Ala.-Birm. W, 66-54
Nov. 29 St. John's* W, 71-70
Dec. 1 Kansas* W, 92-86
* - New York, N.Y.

Rainbow Classic

1994-95 (Honolulu, Hawaii)
Dec. 27 Iowa L, 71-81
Dec. 29 Boston U. W, 71-54
Dec. 30 Georgia Tech W, 76-69

1989-90 (Honolulu, Hawaii)
Dec. 28 Drake W, 101-77
Dec. 29 Cincinnati W, 95-83
Dec. 30 Hawaii W, 87-75

1983-84 (Honolulu, Hawaii)
Dec. 28 SMU L, 76-78
Dec. 29 Pacific W, 68-66
Dec. 30 Navy W, 90-79

Steel Bowl

1961-62 (Pittsburgh, Pa.)
Dec. 15 Duquesne L, 61-66
Dec. 16 Arizona W, 78-47

Sugar Bowl Tourney

1980-81 (New Orleans, La.)
Dec. 28 New Orleans W, 77-63
Dec. 29 Tennessee L, 69-90

1968-69 (New Orleans, La.)
Dec. 30 Western Ky. W, 73-72
Dec. 31 Iowa W, 85-82

1963-64 (New Orleans, La.)
Dec. 30 Auburn W, 84-67
Dec. 31 Kentucky L, 79-81

Tip Off Classic

1988-89 (Springfield, Mass.)
Nov. 19 Kentucky W, 80-55

1979-80 (Springfield, Mass.)
Nov. 17 Kentucky W, 82-76

Trojan-Bud Light Classic

1984-85 (Los Angeles, Calif.)
Dec. 28 Ala.-Birmingham W, 76-62
Dec. 29 Southern Cal. W, 75-73

West Virginia Centennial

1963-64 (Morgantown, W.Va.)
Dec. 6 Ohio State W, 76-75
Dec. 7 West Virginia W, 86-81

Wooden Classic

1999-00 (Anaheim, Calif.)
Nov. 27 Southern Cal. W, 81-68

Wooden Tradition

2002-03 (Indianapolis, Ind.)
Nov. 30 UCLA W, 84-73

* - denotes number of overtimes played

The Duke basketball program has held a prominent spot in the national basketball scene since the beginning of the post-World War II era. The final national rankings are just one measuring stick in which the Blue Devils are among the elite in the history of the sport.

In the Coach K era, which began in 1980-81, Duke has finished in the Associated Press top 25 a total of 20 seasons, including seven times as the No. 1 team in the nation. Last season the Blue Devils finished at No. 1 in the final regular season AP poll and No. 7 in the *USA Today*/ESPN rankings, marking the 27th time Duke has placed in the top 10 at the end of the regular season. With consecutive AP number one finishes from 1999-2002, Duke became the first school in college basketball history to be ranked at the top of the final AP poll four straight years.

Here is a look at some of the notes from Duke and the rankings:

- ▶ Duke has been ranked No. 1 at some point in the season in 14 of the past 21 years
- ▶ Duke has been ranked among the nation's top 25 teams in 185 consecutive AP polls, the longest such streak in the nation (second all-time)
- ▶ The Blue Devils have been ranked in the top 10 in 122 of the last 124 AP polls entering 2006-07
- ▶ Mike Krzyzewski has spent more weeks ranked in the top 25 (373 weeks), top 10 (324) and No. 1 (92) than any other active coach (AP poll only)
- ▶ Duke has been ranked number one 79 weeks since 1990, the most by any school in the nation. The next closest school is Kansas at 32 weeks during the same time period
- ▶ Duke has been number one 92 weeks (188 games, 165-23) in the AP poll since 1986
- ▶ Of the 871 games coached at Duke by Mike Krzyzewski, 730 of them have come as a ranked team (84 percent). Duke's record as a ranked team since 1981 is 602-128. Of those 730 contests, 188 have come as the No. 1 team in the country (165-23 record)
- ▶ Under Coach K, Duke has played more games as a No. 1 team (188) than it has as an unranked team (138)
- ▶ The Blue Devils have been ranked in 355 consecutive games dating back to the close of the 1995-96 season
- ▶ Duke has been ranked number one in the nation 110 weeks overall, the second-highest figure in NCAA history behind only UCLA (128)
- ▶ Duke's 110 weeks ranked No. 1 overall are higher than the combined total of the remaining 11 schools in the ACC (109)
- ▶ Duke's current streak of finishing in the top 10 for 10 consecutive seasons is second all-time behind UCLA (13 straight years 1967-79)
- ▶ Duke's 1991-92 team is one of only 12 schools in college basketball history to be ranked No. 1 the entire season

Duke and the No. 1 National Ranking

Since the 1997-98 season, Duke has been ranked No. 1 in the Associated Press poll 55 weeks, 32 more than the next closest team (Connecticut). The Blue Devils reached the top ranking in seven consecutive seasons from 1998-2004, becoming just the second program in NCAA history to accomplish that feat. UCLA holds the record with 12 consecutive seasons being ranked No. 1 at some point (1964-75). Duke is the only school to gain the top ranking in the land in more than four of the past nine seasons. Duke finished the season ranked No. 1 in the AP poll for four consecutive seasons (1999-2002), an unprecedented feat in college basketball history.

Here is a look at the top-ranked teams since 1997-98:

No. 1 Rankings Since 1997-98

Team	Seasons Ranked No. 1	Total Weeks Ranked No. 1
▶ Duke	8	55
Connecticut	4	23
Arizona	3	18
Stanford	3	16
Illinois	1	15
Cincinnati	1	12
North Carolina	2	10
Kansas	3	6
Alabama	1	2
Michigan State	1	2
Florida	2	2
Wake Forest	1	2
Kentucky	1	1
St. Joseph's	1	1

Most Consecutive Seasons Ranked No. 1

Team	Consecutive Seasons	Years
UCLA	12	1964-75
▶ Duke	7	1998-04
Kansas	5	1994-97
▶ Duke	3	1992-94
North Carolina	3	1986-88
North Carolina	3	1982-84
North Carolina	3	1957-59

Coach K at No. 1

Duke's **Mike Krzyzewski** has coached in 188 games with his Blue Devils as the nation's No. 1 team (AP poll only), compiling a 165-23 (.878) record. Coach K's 188 games at No. 1 rank second all-time in NCAA history, as do his 165 victories:

Coach	No. of Games as No. 1 Team	Record (Pct.)
John Wooden	228	217-11 (.952)
▶ Mike Krzyzewski	188	165-23 (.878)
Dean Smith	134	113-21 (.843)
Adolph Rupp	118	100-18 (.847)

No. 1 vs. No. 2

Duke has been involved in six No. 1 vs. No. 2 matchups (AP poll only) in its history, posting a 3-3 record:

Date	Result (Site)
3/18/1966	[1]Kentucky 83 [2]Duke 79 (n)
3/29/1986	[1]Duke 71 [2]Kansas 67 (n)
2/3/1994	[2]North Carolina 89 [1]Duke 78 (a)
2/5/1998	[2]North Carolina 97 [1]Duke 73 (a)
3/27/1999	[1]Duke 68 [2]Michigan State 62 (n)
12/10/2006	[1]Duke 97 [2]Texas 66 (n)

Charting Duke in the Polls (AP Only)

Total Polls Ranked	563
Top 10 Rankings	463
Longest Consecutive Polls Ranked	185 ¹
Current Streak	185 ¹

Years Ranked

Total Years	45
Consecutive Years	23
Current Streak	23

Final Poll

Total Polls	36
Top 10	27
High Rank	1 (seven times)

No. 1 Ranking

Total Rankings	110
Most No. 1 Weeks in Succession	18

Weeks Ranked By Ranking

First Ranked: Dec. 11, 1951 (No. 12)
Last Ranked: March 13, 2006 (No. 1)

Rank	Weeks
No. 1	110
No. 2	60
No. 3	62
No. 4	23
No. 5	33
No. 6	47
No. 7	30
No. 8	39
No. 9	26
No. 10	33
No. 11	12
No. 12	11
No. 13	13
No. 14	11
No. 15	11
No. 16	10
No. 17	11
No. 18	7
No. 19	8
No. 20	5
No. 21	1
No. 22	—
No. 23	—
No. 24	—
No. 25	—

¹ - Duke ended 2005-06 having been ranked in 185 consecutive AP polls, the longest such streak in the nation and the second-longest in college basketball history.

All-Time Consecutive AP Polls Ranked

Team	Consecutive AP Polls Ranked
UCLA	221
▶ Duke*	185
North Carolina	172
North Carolina	171
Marquette	166
Kentucky	164
Kansas	145
▶ Duke	143
Arizona	141
Syracuse	120

* - current streak

Associated Press Polls

Final Top 10

- 1949**
- Kentucky
 - Oklahoma State
 - St. Louis
 - Illinois
 - W. Kentucky
 - Minnesota
 - Bradley
 - San Francisco
 - Tulane
 - Bowling Green
- 1950**
- Bradley
 - Ohio State
 - Kentucky
 - Holy Cross
 - N. C. State
 - Duquesne
 - UCLA
 - W. Kentucky
 - St. John's
 - LaSalle
- 1951**
- Kentucky
 - Oklahoma State
 - Columbia
 - Kansas State
 - Illinois
 - Bradley
 - Indiana
 - N. C. State
 - St. John's
 - St. Louis

1952

- Kentucky
- Illinois
- Kansas State
- Duquesne
- St. Louis
- Washington
- Iowa
- Kansas
- West Virginia
- St. John's

1953

- Indiana
- Seton Hall
- Kansas
- Washington
- LSU
- LaSalle
- St. John's
- Oklahoma State
- Duquesne
- Notre Dame

1954

- Kentucky
- LaSalle
- Holy Cross
- Indiana
- Duquesne
- Notre Dame
- Bradley
- W. Kentucky
- Penn State
- Oklahoma State

1955

- San Francisco
- Kentucky
- LaSalle
- N.C. State
- Iowa
- Duquesne
- Utah
- Marquette
- Dayton
- Oregon State

1956

- San Francisco
- N.C. State
- Dayton
- Iowa
- Alabama
- Louisville
- SMU
- UCLA
- Kentucky
- Illinois

1957

- North Carolina
- Kansas
- Kentucky
- SMU
- Seattle
- Louisville
- West Virginia
- Indiana
- Vanderbilt
- Oklahoma City
- St. Louis

1958

- West Virginia
- Cincinnati
- Kansas State
- San Francisco
- Temple
- Maryland
- Kansas
- Notre Dame
- Kentucky
- Duke**

1959

- Kansas State
- Kentucky
- Mississippi State
- Bradley
- Cincinnati
- N.C. State
- Michigan State
- Auburn
- North Carolina
- West Virginia

1960

- Cincinnati
- California
- Ohio State
- Bradley
- West Virginia
- Utah
- Indiana
- Utah State
- St. Bonaventure
- Miami

1961

- Ohio State
- Cincinnati
- St. Bonaventure
- Kansas State
- North Carolina
- Bradley
- USC
- Iowa
- West Virginia
- Duke**

1962

- Ohio State
- Cincinnati
- Kentucky
- Mississippi State
- Bradley
- Kansas State
- Utah
- Bowling Green
- Colorado
- Duke**

1963

- Cincinnati
- Duke**
- Loyola, Chicago
- Arizona State
- Wichita State
- Mississippi State
- Ohio State
- Illinois
- NYU
- Colorado

1964

- UCLA
- Michigan
- Duke**
- Kentucky
- Wichita State
- Oregon State
- Villanova
- Loyola, Chicago
- DePaul
- Davidson

1965

- Michigan
- UCLA
- St. Joseph's
- Providence
- Vanderbilt
- Davidson
- Minnesota
- Villanova
- BYU
- Duke**

1966

- Kentucky
- Duke**
- Texas-El Paso
- Kansas
- St. Joseph's
- Loyola, Chicago
- Cincinnati
- Vanderbilt
- Michigan
- W. Kentucky

1967

- UCLA
- Louisville
- Kansas
- North Carolina
- Princeton
- W. Kentucky
- Houston
- Tennessee
- Boston College
- Texas-El Paso

1968

- Houston
- UCLA
- St. Bonaventure
- North Carolina
- Kentucky
- New Mexico
- Columbia
- Davidson
- Louisville
- Duke**

1969

- UCLA
- LaSalle
- Santa Clara
- North Carolina
- Davidson
- Purdue
- Kentucky
- St. John's
- Duquesne
- Villanova

1970

- Kentucky
- UCLA
- St. Bonaventure
- Jacksonville
- New Mexico St.
- South Carolina
- Iowa
- Marquette
- Notre Dame
- N.C. State

1971

- UCLA
- Marquette
- Pennsylvania
- Kansas
- USC
- South Carolina
- W. Kentucky
- Kentucky
- Fordham
- Ohio State

1972

- UCLA
- North Carolina
- Pennsylvania
- Louisville
- Long Beach State
- South Carolina
- Marquette
- SW Louisiana
- BYU
- Florida State

1973

- UCLA
- N.C. State
- Long Beach State
- Providence
- Marquette
- Indiana
- SW Louisiana
- Maryland
- Kansas State
- Minnesota

1974

- N.C. State
- UCLA
- Marquette
- Maryland
- Notre Dame
- Michigan
- Kansas
- Providence
- Indiana
- Long Beach State

1975

- UCLA
- Kentucky
- Indiana
- Louisville
- Maryland
- Syracuse
- N.C. State
- Arizona State
- North Carolina
- Alabama

1976

- Indiana
- Marquette
- UNLV
- Rutgers
- UCLA
- Alabama
- Notre Dame
- North Carolina
- Michigan
- W. Michigan

1977

- Michigan
- UCLA
- Kentucky
- UNLV
- North Carolina
- Syracuse
- Marquette
- San Francisco
- Wake Forest
- Notre Dame

1978

- Kentucky
- UCLA
- DePaul
- Michigan State
- Arkansas
- Notre Dame
- Duke**
- Marquette
- Louisville
- Kansas

1979

- Indiana State
- UCLA
- Michigan State
- Notre Dame
- Arkansas
- DePaul
- LSU
- Syracuse
- North Carolina
- Marquette

1980

- DePaul
- LSU
- Kentucky
- Louisville
- Oregon State
- Syracuse
- Indiana
- Maryland
- Ohio State
- Georgetown

1981

- DePaul
- Oregon State
- Virginia
- LSU
- Arizona State
- North Carolina
- Indiana
- Kentucky
- Notre Dame
- Utah

1982

- North Carolina
- DePaul
- Virginia
- Oregon State
- Missouri
- Minnesota
- Georgetown
- Idaho
- Memphis State
- Fresno State

1983

- Houston
- Louisville
- St. John's
- Virginia
- Indiana
- UNLV
- UCLA
- North Carolina
- Arkansas
- Missouri

1984

- North Carolina
- Georgetown
- Kentucky
- DePaul
- Houston
- Illinois
- Oklahoma
- Arkansas
- Texas-El Paso
- Purdue

1985

- Georgetown
- Michigan
- St. John's
- Oklahoma
- Memphis State
- Georgia Tech
- North Carolina
- Louisiana Tech
- UNLV
- Duke

1986

- Duke**
- Kansas
- Kentucky
- St. John's
- Michigan
- Georgia Tech
- Louisville
- North Carolina
- Syracuse
- Notre Dame

1987

- UNLV
- North Carolina
- Indiana
- Georgetown
- DePaul
- Iowa
- Purdue
- Temple
- Alabama
- Syracuse

1988

- Temple
- Arizona
- Purdue
- Oklahoma
- Duke**
- Kentucky
- North Carolina
- Pittsburgh
- Syracuse
- Michigan

1989

- Arizona
- Georgetown
- Illinois
- Oklahoma
- North Carolina
- Missouri
- Syracuse
- Indiana
- Duke**
- Michigan

1990

- Oklahoma
- UNLV
- Connecticut
- Michigan State
- Kansas
- Syracuse
- Arkansas
- Georgetown
- Georgia Tech
- Purdue

1991

- UNLV
- Arkansas
- Indiana
- North Carolina
- Ohio State
- Duke**
- Syracuse
- Arizona
- Kentucky
- Utah

1992

- Duke**
- Kansas
- Ohio State
- UCLA
- Indiana
- Kentucky
- UNLV
- USC
- Arkansas
- Arizona

Duke's Final Top 25 Rankings

Year	AP	Coaches
1952	12	NR
1954	15	20
1956	17	18
1958	10	13
1960	18	15
1961	10	9
1962	10	13
1963	2	2
1964	3	4
1965	10	9
1966	2	2
1967	NR	19
1968	10	11
1978	7	9
1979	11	7
1980	14	16
1984	14	14
1985	10	12
1986	1	1
1987	17	NR
1988	5	5
1989	9	7
1990	15	14
1991	6	6
1992	1	1
1993	10	9
1994	6	2
1997	8	11
1998	3	5
1999	1	2
2000	1	4
2001	1	1
2002	1	5
2003	7	9
2004	6	2
2005	3	7
2006	1	7

Year	Rank	Team
1993	1.	Indiana
1993	2.	Kentucky
1993	3.	Michigan
1993	4.	North Carolina
1993	5.	Arizona
1993	6.	Seton Hall
1993	7.	Cincinnati
1993	8.	Vanderbilt
1993	9.	Kansas
1993	10.	Duke
1994	1.	North Carolina
1994	2.	Arkansas
1994	3.	Purdue
1994	4.	Connecticut
1994	5.	Missouri
1994	6.	Duke
1994	7.	Kentucky
1994	8.	Massachusetts
1994	9.	Arizona
1994	10.	Louisville
1995	1.	UCLA
1995	2.	Kentucky
1995	3.	Wake Forest
1995	4.	North Carolina
1995	5.	Kansas
1995	6.	Arkansas
1995	7.	Massachusetts
1995	8.	Connecticut
1995	9.	Villanova
1995	10.	Maryland
1996	1.	Massachusetts
1996	2.	Kentucky
1996	3.	Connecticut
1996	4.	Georgetown
1996	5.	Kansas
1996	6.	Purdue
1996	7.	Cincinnati
1996	8.	Texas Tech
1996	9.	Wake Forest
1996	10.	Villanova
1997	1.	Kansas
1997	2.	Utah
1997	3.	Minnesota
1997	4.	North Carolina
1997	5.	Kentucky
1997	6.	South Carolina
1997	7.	UCLA
1997	8.	Duke
1997	9.	Wake Forest
1997	10.	Cincinnati
1998	1.	North Carolina
1998	2.	Kansas
1998	3.	Duke
1998	4.	Arizona
1998	5.	Kentucky
1998	6.	Connecticut
1998	7.	Utah
1998	8.	Princeton
1998	9.	Cincinnati
1998	10.	Stanford
1999	1.	Duke
1999	2.	Michigan State
1999	3.	Connecticut
1999	4.	Auburn
1999	5.	Maryland
1999	6.	Utah
1999	7.	Stanford
1999	8.	Kentucky
1999	9.	St. John's
1999	10.	Miami
2000	1.	Duke
2000	2.	Michigan State
2000	3.	Stanford
2000	4.	Arizona
2000	5.	Temple
2000	6.	Iowa State
2000	7.	Cincinnati
2000	8.	Ohio State
2000	9.	St. John's
2000	10.	LSU
2001	1.	Duke
2001	2.	Stanford
2001	3.	Michigan State
2001	4.	Illinois
2001	5.	Arizona
2001	6.	North Carolina
2001	7.	Boston College
2001	8.	Florida
2001	9.	Kentucky
2001	10.	Iowa State
2002	1.	Duke
2002	2.	Kansas
2002	3.	Oklahoma
2002	4.	Maryland
2002	5.	Cincinnati
2002	6.	Gonzaga
2002	7.	Arizona
2002	8.	Alabama
2002	9.	Pittsburgh
2002	10.	Connecticut
2003	1.	Kentucky
2003	2.	Arizona
2003	3.	Oklahoma
2003	4.	Pittsburgh
2003	5.	Texas
2003	6.	Kansas
2003	7.	Duke
2003	8.	Wake Forest
2003	9.	Marquette
2003	10.	Florida
2004	1.	Stanford
2004	2.	Kentucky
2004	3.	Gonzaga
2004	4.	Oklahoma State
2004	5.	St. Joseph's
2004	6.	Duke
2004	7.	Connecticut
2004	8.	Mississippi State
2004	9.	Pittsburgh
2004	10.	Wisconsin
2005	1.	Illinois
2005	2.	North Carolina
2005	3.	Duke
2005	4.	Louisville
2005	5.	Wake Forest
2005	6.	Oklahoma State
2005	7.	Kentucky
2005	8.	Washington
2005	9.	Arizona
2005	10.	Gonzaga
2006	1.	Duke
2006	2.	Connecticut
2006	3.	Villanova
2006	4.	Memphis
2006	5.	Gonzaga
2006	6.	Ohio State
2006	7.	Boston College
2006	8.	UCLA
2006	9.	Texas
2006	10.	North Carolina

Duke Week-by-Week in the Associated Press Poll

Season	PS	1	2	3	4	5	6	7	8	9	10	11	12	13	14	15	16	17	18	Dates
1949	-	-	-	-	-	-	-	-	-	-	-	-	-	-	-	-	-	-	-	Jan. 20 - March 8
1950	-	-	-	-	-	-	-	-	-	-	-	-	-	-	-	-	-	-	-	Jan. 5 - March 7
1951	-	-	-	-	-	-	-	-	-	-	-	-	-	-	-	-	-	-	-	Dec. 19 - March 7
1952	12	19	-	-	-	-	-	-	-	-	-	-	15	12	-	-	-	-	-	Dec. 11 - March 4
1953	-	-	-	-	-	-	-	-	-	-	18	-	-	-	-	-	-	-	-	Dec. 16 - March 10
1954	-	13	-	-	8	9	13	20	8	15	14	10	11	18	15	-	-	-	-	Dec. 8 - March 23
1955	17	-	-	18	17	-	-	-	-	-	-	-	-	-	-	-	-	-	-	Dec. 7 - March 8
1956	-	-	14	8	11	6	7	10	10	8	11	11	11	19	-	-	-	-	-	Dec. 6 - March 6
1957	-	13	9	-	15	16	15	19	-	17	16	-	-	-	-	-	-	-	-	Dec. 11 - March 12
1958	-	-	-	-	-	-	-	-	13	8	7	6	6	10	-	-	-	-	-	Dec. 10 - March 11
1959	-	-	-	-	-	-	-	-	-	-	-	-	-	-	-	-	-	-	-	Dec. 9 - March 9
1960	16	18	-	-	-	-	-	-	-	-	-	-	18	-	-	-	-	-	-	Dec. 22 - March 8
1961	8	7	6	8	8	8	5	4	3	3	6	9	10	-	-	-	-	-	-	Dec. 13 - March 7
1962	7	-	10	8	10	7	7	6	5	7	8	8	9	10	-	-	-	-	-	Dec. 19 - March 13
1963	2	2	2	2	8	7	6	5	4	3	3	2	2	2	2	-	-	-	-	Dec. 4 - March 12
1964	4	3	5	8	9	9	10	8	8	7	5	4	4	4	3	-	-	-	-	Dec. 10 - March 10
1965	5	8	6	6	8	6	10	10	10	6	6	6	5	8	10	-	-	-	-	Dec. 8 - March 9
1966	3	6	1	1	1	1	1	1	1	1	2	2	2	3	2	-	-	-	-	Dec. 7 - March 8
1967	4	7	-	-	-	-	-	-	-	-	-	-	-	-	-	-	-	-	-	Dec. 6 - March 7
1968	-	-	-	-	-	-	-	-	-	9	-	10	8	10	6	10	-	-	-	Dec. 5 - March 12
1969	17	16	9	-	-	-	-	-	-	-	-	-	-	-	-	-	-	-	-	Dec. 3 - March 4
1970	-	-	-	-	-	19	19	16	-	-	-	-	-	-	-	-	-	-	-	Dec. 9 - March 10
1971	13	-	-	-	-	-	-	-	-	-	-	-	-	-	19	-	-	-	-	Dec. 8 - March 16
1972	-	-	-	-	-	-	-	-	-	-	-	-	-	-	-	-	-	-	-	Dec. 7 - March 14
1973	-	-	-	-	-	-	-	-	-	-	-	-	-	-	-	-	-	-	-	Dec. 5 - March 13
1974	-	-	-	-	-	-	-	-	-	-	-	-	-	-	-	-	-	-	-	Dec. 4 - March 27
1975	-	-	-	-	-	-	-	-	-	-	-	-	-	-	-	-	-	-	-	Dec. 3 - April 2
1976	--	--	--	--	--	--	--	--	--	--	--	--	--	--	--	--	--	--	--	Dec. 2 - March 16
1977	--	--	--	--	--	--	--	--	--	--	--	--	--	--	--	--	--	--	--	Nov. 30 - March 15
1978	--	--	--	--	--	--	--	--	17	11	17	--	20	13	15	8	7	--	--	Nov. 29 - March 13
1979	1	1	1	1	1	1	5	7	8	7	3	3	5	6	5	6	11	--	--	Nov. 28 - March 13
1980	3	2	2	1	1	1	1	5	3	5	10	16	17	--	14	--	--	--	--	Dec. 4 - March 4
1981	--	--	--	--	--	--	--	--	--	--	--	--	--	--	--	--	--	--	--	Dec. 2 - March 10
1982	--	--	--	--	--	--	--	--	--	--	--	--	--	--	--	--	--	--	--	Dec. 1 - March 9
1983	--	--	--	--	--	--	--	--	--	--	--	--	--	--	--	--	--	--	--	Nov. 30 - March 15
1984	--	--	--	--	--	--	--	--	--	--	--	--	19	14	15	16	14	--	--	Nov. 29 - March 13
1985	6	4	4	3	2	2	2	2	2	5	6	5	7	6	5	7	10	--	--	Nov. 27 - March 12
1986	6	6	3	3	3	3	3	3	3	2	5	4	2	2	1	1	1	--	--	Nov. 26 - March 11
1987	--	--	--	--	--	20	17	14	12	13	16	15	17	17	14	17	--	--	--	Dec. 2 - March 10
1988	15	13	10	10	9	9	9	7	9	5	4	8	6	5	9	8	5	--	--	Dec. 1 - March 15
1989	1	1	1	1	1	1	1	1	1	1	8	12	14	11	9	9	7	9	--	Nov. 22 - March 14
1990	10	7	6	12	12	13	13	10	8	8	5	4	6	3	5	12	15	--	--	Nov. 27 - March 13
1991	6	8	5	10	9	8	8	14	12	9	7	6	5	7	8	6	6	--	--	Nov. 27 - March 12
1992	1	1	1	1	1	1	1	1	1	1	1	1	1	1	1	1	1	--	--	Nov. 25 - March 16
1993	3	3	4	1	1	1	1	1	3	6	7	5	3	7	9	6	8	10	--	Nov. 23 - March 15
1994	4	4	6	4	3	3	3	3	2	5	2	1	2	6	2	2	5	6	--	Nov. 22 - March 14
1995	8	8	6	9	9	9	7	11	16	--	--	--	--	--	--	--	--	--	--	Nov. 21 - March 13
1996	--	--	12	18	21	20	20	19	--	--	--	--	--	--	--	--	--	--	--	Nov. 20 - March 11
1997	10	10	6	10	14	11	12	13	10	13	10	12	8	6	6	7	7	8	--	Nov. 19 - March 10
1998	3	3	3	1	1	3	3	3	2	2	1	1	2	2	1	1	3	--	--	Nov. 16 - March 6
1999	1	1	1	4	3	2	2	2	2	2	2	2	2	1	1	1	1	--	--	Nov. 15 - March 8
2000	10	18	16	17	14	11	10	9	8	6	5	3	3	3	3	2	4	3	1	Nov. 15 - March 13
2001	2	2	2	1	1	1	1	3	3	2	2	2	2	3	3	4	2	3	1	Nov. 13 - March 12
2002	1	1	1	1	1	1	1	1	1	2	1	1	1	1	1	3	3	1	--	Nov. 5 - April 2
2003	6	6	6	4	3	3	3	3	1	1	3	5	9	8	8	6	10	12	7	Nov. 11 - March 17
2004	2	2	2	6	4	3	3	2	2	2	1	1	1	1	3	5	3	5	6	Nov. 10 - March 15
2005	11	11	9	10	9	7	6	6	5	5	4	2	4	7	7	7	6	5	3	Nov. 15 - March 14
2006	1	1	1	1	1	1	1	1	1	1	2	2	2	2	2	1	1	3	1	Nov. 14 - March 13

TRADITION

UPI Polls

Final Top 10
(Coaches 1951-92)

1951

- Kentucky
- Oklahoma State
- Kansas State
- Illinois
- Columbia
- Bradley
- N.C. State
- Indiana
- St. John's
- BYU

1952

- Kentucky
- Illinois
- Kansas
- Duquesne
- Washington
- Kansas State
- St. Louis
- Iowa
- St. John's
- Wyoming

1953

- Indiana
- Washington
- LaSalle
- Seton Hall
- Kansas
- LSU

- Oklahoma State
- N.C. State
- Kansas State
- Illinois

1954

- Indiana
- Kentucky
- Duquesne
- Oklahoma State
- Notre Dame
- W. Kentucky
- Kansas
- LSU
- Holy Cross
- Iowa

1955

- San Francisco
- Kentucky
- LaSalle
- Utah
- Iowa
- N.C. State
- Duquesne
- Oregon State
- Marquette
- Dayton

1956

- San Francisco
- N.C. State
- Dayton
- Iowa
- Alabama
- SMU
- Louisville
- Illinois
- UCLA
- Vanderbilt

1957

- North Carolina
- Kansas
- Kentucky
- SMU
- Seattle
- California
- Michigan State
- Louisville
- UCLA
- St. Louis

1958

- West Virginia
- Cincinnati
- San Francisco
- Kansas State
- Temple
- Maryland
- Notre Dame
- Kansas
- Dayton
- Indiana

1959

- Kansas State
- Kentucky
- Michigan State
- Cincinnati
- N.C. State
- North Carolina
- Mississippi State
- Bradley
- California
- Auburn

1960

- California
- Cincinnati
- Ohio State
- Bradley
- Utah
- West Virginia
- Utah State
- Georgia Tech
- Villanova
- Indiana

1961

- Ohio State
- Cincinnati
- St. Bonaventure
- Kansas State
- USC
- North Carolina
- Bradley
- St. John's
- Duke** ◀
- Wake Forest

1962

- Ohio State
- Cincinnati
- Kentucky
- Mississippi State
- Kansas State
- Bradley
- Wake Forest
- Colorado
- Bowling Green
- Utah

1963

- Cincinnati
- Duke** ◀
- Arizona State
- Loyola, Chicago
- Illinois
- Wichita State
- Mississippi State
- Ohio State
- Colorado
- Stanford

1964

- UCLA
- Michigan
- Kentucky
- Duke** ◀
- Oregon State
- Wichita State
- Villanova
- Loyola, Chicago
- Texas-El Paso
- Davidson

1965

- Michigan
- UCLA
- St. Joseph's
- Providence
- Vanderbilt
- BYU
- Davidson
- Minnesota
- Duke** ◀
- San Francisco

1966

- Kentucky
- Duke** ◀
- Texas-El Paso
- Kansas
- Loyola, Chicago
- St. Joseph's
- Michigan
- Vanderbilt
- Cincinnati
- Providence

1967

- UCLA
- Louisville
- North Carolina
- Kansas
- Princeton
- Houston
- W. Kentucky
- Texas-El Paso
- Tennessee
- Boston College

1968

- Houston
- UCLA
- St. Bonaventure
- North Carolina
- Kentucky
- Columbia
- New Mexico
- Louisville
- Davidson
- Marquette

1969

- UCLA
- North Carolina
- Davidson
- Santa Clara
- Kentucky
- LaSalle
- Purdue
- St. John's
- New Mexico St.
- Duquesne

1970

- Kentucky
- UCLA
- St. Bonaventure
- New Mexico St.
- Jacksonville
- South Carolina
- Iowa
- Notre Dame
- Drake
- Marquette

1971

- UCLA
- Marquette
- Pennsylvania
- Kansas
- USC
- South Carolina
- W. Kentucky
- Kentucky
- Fordham
- Ohio State

1972

- UCLA
- North Carolina
- Pennsylvania
- Louisville
- South Carolina
- Long Beach State
- Marquette
- SW Louisiana
- BYU
- Florida State

1973

- UCLA
- N.C. State
- Long Beach State
- Marquette
- Providence
- Indiana
- Kansas State
- SW Louisiana
- Minnesota
- Maryland

1974

- N.C. State
- UCLA
- Notre Dame
- Maryland
- Marquette
- Providence
- Vanderbilt
- North Carolina
- Indiana
- Kansas

Overall Weeks Ranked No. 1 (ACC Schools Only)

► Duke	110
North Carolina	81
N.C. State	13
Virginia	12
Wake Forest	2
Georgia Tech	1
Boston College	0
Clemson	0
Florida State	0
Maryland	0
Miami	0
Virginia Tech	0

1975

- Indiana
- UCLA
- Louisville
- Kentucky
- Maryland
- Marquette
- Arizona State
- Alabama
- N.C. State
- North Carolina

1976

- Indiana
- Marquette
- Rutgers
- UNLV
- UCLA
- North Carolina
- Alabama
- Notre Dame
- Michigan
- Washington

1977

- Michigan
- San Francisco
- North Carolina
- UCLA
- Kentucky
- UNLV
- Arkansas
- Tennessee
- Syracuse
- Utah

1978

- Kentucky
- UCLA
- Marquette
- New Mexico
- Michigan State
- Arkansas
- DePaul
- Kansas
- Duke** ◀
- North Carolina

1979

- Indiana State
- UCLA
- North Carolina
- Michigan State
- Notre Dame
- Arkansas
- Duke
- DePaul
- LSU
- Syracuse

1980

- DePaul
- LSU
- Kentucky
- Louisville
- Oregon State
- Syracuse
- Indiana
- Maryland
- Ohio State
- Georgetown

1981

- DePaul
- Oregon State
- Virginia
- LSU
- Arizona State
- North Carolina
- Indiana
- Kentucky
- Notre Dame
- Utah

1982

- North Carolina
- DePaul
- Virginia
- Oregon State
- Missouri
- Minnesota
- Georgetown
- Idaho
- Memphis State
- Fresno State

1983

- Houston
- Louisville
- St. John's
- Virginia
- Indiana
- UNLV
- UCLA
- North Carolina
- Arkansas
- Kentucky

1984

- North Carolina
- Georgetown
- Kentucky
- DePaul
- Houston
- Illinois
- Arkansas
- Oklahoma
- Texas-El Paso
- Maryland

1985

- Georgetown
- Michigan
- St. John's
- Memphis State
- Oklahoma
- Georgia Tech
- North Carolina
- Louisiana Tech
- UNLV
- Illinois

1986

- Duke** ◀
- Kansas
- St. John's
- Kentucky
- Michigan
- Georgia Tech
- Louisville
- North Carolina
- Syracuse
- UNLV

1987

- UNLV
- Indiana
- North Carolina
- Georgetown
- DePaul
- Purdue
- Iowa
- Temple
- Alabama
- Syracuse

1988

- Temple
- Arizona
- Purdue
- Oklahoma
- Duke** ◀
- Kentucky
- Pittsburgh
- North Carolina
- Syracuse
- Michigan

1989

- Arizona
- Georgetown
- Illinois
- North Carolina
- Oklahoma
- Indiana
- Duke** ◀
- Missouri
- Syracuse
- Michigan

Duke's All-Time Record When Ranked

Rk	W-L	Pct.
1	189-28	.871
2	103-15	.873
3	96-20	.828
4	39-5	.886
5	47-20	.701
6	84-22	.792
7	51-17	.750
8	60-13	.822
9	35-12	.745
10	29-13	.690
11	13-8	.619
12	17-6	.739
13	22-4	.846
14	13-2	.867
15	16-5	.762
16	10-7	.588
17	15-8	.652
18	5-4	.556
19	6-7	.462
20	8-0	1.000
21	2-0	1.000
22	0-0	—
23	0-0	—
24	0-0	—
25	0-0	—
Total	860-216	.799

Duke's All-Time Record vs. Ranked

Rk	W-L	Pct.
1	8-20	.286
2	13-22	.371
3	11-21	.344
4	10-18	.357
5	9-17	.346
6	13-6	.684
7	13-14	.481
8	8-15	.348
9	12-14	.461
10	8-6	.623
11	13-10	.565
12	12-5	.706
13	14-8	.636
14	17-8	.680
15	9-8	.529
16	8-6	.571
17	10-8	.556
18	9-8	.529
19	8-7	.533
20	8-8	.500
21	3-1	.750
22	3-2	.600
23	8-2	.800
24	3-1	.750
25	2-0	1.000
Total	231-235	.496

(AP poll only)

- 1990**
- Oklahoma
 - UNLV
 - Connecticut
 - Michigan State
 - Kansas
 - Syracuse
 - Georgia Tech
 - Arkansas
 - Georgetown
 - Purdue

- 1991**
- UNLV
 - Arkansas
 - Indiana
 - North Carolina
 - Ohio State
 - Duke
 - Arizona
 - Syracuse
 - Nebraska
 - Utah

- 1992**
- Duke
 - Kansas
 - Ohio State
 - Indiana
 - UCLA
 - USC
 - Arizona
 - Arkansas
 - Kentucky
 - Oklahoma State

- 1993**
- Indiana
 - North Carolina
 - Michigan
 - Kentucky
 - Arizona
 - Seton Hall
 - Cincinnati
 - Vanderbilt
 - Kansas
 - Duke

USA Today Poll

Final Top 10 (1983-92)

- 1983**
- Houston
 - Louisville
 - St. John's
 - Indiana
 - Virginia
 - North Carolina
 - UNLV
 - UCLA
 - Boston College
 - Villanova

- 1985**
- Georgetown
 - Michigan
 - St. John's
 - Oklahoma
 - Memphis State
 - Georgia Tech
 - Louisiana Tech
 - North Carolina
 - UNLV
 - Duke

- 1986**
- Duke
 - Kansas
 - Kentucky
 - St. John's
 - Georgia Tech
 - Michigan
 - North Carolina
 - Louisville
 - Syracuse
 - Notre Dame

- 1987**
- UNLV
 - Indiana
 - North Carolina
 - Georgetown
 - Iowa
 - DePaul
 - Alabama
 - Purdue
 - Temple
 - Syracuse

- 1988**
- Temple
 - Arizona
 - Oklahoma
 - Purdue
 - Kentucky
 - Duke
 - North Carolina
 - Pittsburgh
 - Syracuse
 - Michigan

- 1989**
- Arizona
 - Georgetown
 - Illinois
 - North Carolina
 - Indiana
 - Oklahoma
 - Syracuse
 - Duke
 - Missouri
 - Michigan

- 1990**
- Oklahoma
 - UNLV
 - Connecticut
 - Michigan State
 - Kansas
 - Syracuse
 - Arkansas
 - Georgia Tech
 - Georgetown
 - Missouri

- 1991**
- Duke
 - UNLV
 - Kansas
 - North Carolina
 - Arkansas
 - Seton Hall
 - St. John's
 - Ohio State
 - Indiana
 - Arizona

- 1992**
- Duke
 - Kansas
 - Ohio State
 - Indiana

- UCLA
- USC
- Arizona
- Arkansas
- Kentucky
- Oklahoma State

USA Today/ CNN Polls

Final Top 10 (Coaches 1993-98)

- 1993**
- North Carolina
 - Michigan
 - Kentucky
 - Kansas
 - Indiana
 - Cincinnati
 - Florida State
 - Vanderbilt
 - Duke
 - Arkansas

- 1994**
- Arkansas
 - Duke
 - Arizona
 - Florida
 - Purdue
 - Missouri
 - Connecticut
 - Michigan
 - North Carolina
 - Louisville

- 1995**
- UCLA
 - Arkansas
 - North Carolina
 - Oklahoma State
 - Kentucky
 - Connecticut
 - Massachusetts
 - Virginia
 - Wake Forest
 - Kansas

- 1996**
- Kentucky
 - Massachusetts
 - Syracuse
 - Mississippi State
 - Kansas
 - Cincinnati
 - Georgetown
 - Connecticut
 - Wake Forest
 - Texas Tech

- 1997**
- Arizona
 - Kentucky
 - Minnesota
 - North Carolina
 - Kansas
 - Utah
 - UCLA
 - Clemson
 - Wake Forest
 - Louisville

- 1998**
- Kentucky
 - Utah
 - North Carolina
 - Stanford
 - Duke
 - Arizona
 - Connecticut
 - Kansas
 - Purdue
 - Michigan State

USA Today/ ESPN Polls

Final Top 10 (Coaches 1999-)

- 1999**
- Connecticut
 - Duke
 - Michigan State
 - Ohio State
 - Kentucky
 - St. John's
 - Auburn
 - Maryland
 - Stanford
 - Utah

- 2000**
- Michigan State
 - Florida
 - Iowa State
 - Duke
 - Stanford
 - Oklahoma State
 - Cincinnati
 - Arizona
 - Tulsa
 - Temple


- 2001**
- Duke
 - Arizona
 - Michigan State
 - Maryland
 - Stanford
 - Illinois
 - Kansas
 - Kentucky
 - Mississippi
 - North Carolina

- 2002**
- Maryland
 - Kansas
 - Indiana
 - Oklahoma
 - Duke
 - Oregon
 - Connecticut
 - Cincinnati
 - Pittsburgh
 - Arizona

- 2003**
- Syracuse
 - Kansas
 - Texas
 - Kentucky
 - Arizona
 - Marquette
 - Oklahoma
 - Pittsburgh
 - Duke
 - Maryland

- 2004**
- Connecticut
 - Duke
 - Georgia Tech
 - Oklahoma State
 - St. Joseph's
 - Stanford
 - Pittsburgh
 - Kentucky
 - Kansas
 - Texas

- 2005**
- North Carolina
 - Illinois
 - Louisville
 - Michigan State
 - Kentucky
 - Arizona
 - Duke
 - Oklahoma State
 - Washington
 - Wisconsin



Duke finished No. 1 in the final AP ranking in each of Jason Williams' three years at the school.



Duke has been ranked No. 1 in the nation in 14 of the last 21 seasons under Mike Krzyzewski.

Regular Season Poll Titles

School	AP	Coaches	Total Titles	First	Last
UCLA	8	7	15	1964	1995
► Duke	7	7	14	1986	2006
Kentucky	8	6	14	1949	2003
North Carolina	5	4	9	1957	1998
Indiana	3	5	8	1953	1993
DePaul	2	2	4	1980	1981
Houston	2	2	4	1968	1983
Michigan	2	2	4	1965	1977
Ohio State	2	2	4	1961	1962
San Francisco	2	2	4	1955	1956
UNLV	2	2	4	1987	1991
Cincinnati	2	1	3	1960	1963
Arizona	1	1	2	1989	1989
Georgetown	1	1	2	1985	1985
Illinois	1	1	2	2005	2005
Indiana State	1	1	2	1979	1979
Kansas	1	1	2	1997	1997
Kansas State	1	1	2	1959	1959
Massachusetts	1	1	2	1996	1996
N.C. State	1	1	2	1974	1974
Oklahoma	1	1	2	1990	1990
Stanford	1	1	2	2004	2004
Temple	1	1	2	1988	1988
West Virginia	1	1	2	1958	1958
Arkansas	0	1	1	1994	1994
Bradley	1	0	1	1950	1950
California	0	1	1	1960	1960

Note: Duke is the only team to finish the regular season at No. 1 in the rankings four straight seasons. Each year from 1998-99 through 2001-02, the Blue Devils topped both the AP and coaches' polls at the end of the regular season.

- 2006**
- Florida
 - UCLA
 - LSU
 - Connecticut
 - Villanova
 - Memphis
 - Duke
 - George Mason
 - Texas
 - Gonzaga

Final No. 1 Rankings (AP) (Since 1986)

► Duke	7
North Carolina	2
UNLV	2
10 schools	1

Duke has set aside a day to recognize one of its own on 11 occasions. Eleven banners hang from the rafters of Cameron Indoor Stadium, honoring each of those events. It's officially known as Retirement Day.

There is no higher honor than having your basketball number and jersey retired, and 11 times Duke University has done just that. The names reverberate in prestige — Shane Battier, Johnny Dawkins, Danny Ferry, Mike Gminski, Dick Groat, Art Heyman, Grant Hill, Bobby Hurley, Christian Laettner, Jeff Mullins and Jason Williams.

Though there is no 'official' criteria to have a jersey retired at Duke, a player must achieve at a national level — earn National Player of the Year or National Defensive Player of the Year honors, set an NCAA record, win a gold medal representing his country in the Olympics or earn All-America recognition. What distinguishes Duke's retired jersey players from many other schools is the main criteria. No jersey will be retired at Duke unless the player has earned his degree.

Groat was the first Blue Devil to be so honored when his No. 10 was officially retired on May 1, 1952. It would not be until February 20, 1980, that the next jersey would be retired at Duke — Gminski's No. 43. In the early 1990s, Heyman's No. 25 and Mullins' No. 44 were retired nearly three decades after their Duke playing days.


After Mike Krzyzewski's arrival in 1980 and Duke's dominant run that began in the middle of that decade, seven players had their jerseys retired, starting with Dawkins in 1986 and ending with Williams in 2003.



Shane Battier began his career at Duke with a solid freshman season as an ACC All-Freshman Team selection averaging 7.6 points and 6.4 rebounds per game in 1997-98. By his sophomore year, Battier was proving to be an outstanding defensive player earning his first of an eventual three NABC National Defensive Player of the Year awards. Battier helped lead the 1999 Blue Devils to the NCAA Championship game and a 37-2 record, making them the number one team in the final AP poll. The honors kept mounting in Battier's junior year. In addition to the NABC Co-Defensive Player of the Year award, he earned second team All-America, first team All-ACC, first team All-ACC Tournament and first team Academic All-America honors. He led Duke in scoring (17.4 ppg), blocked shots (70) and three-point percentage (.444). Battier's outstanding career at Duke was capped with a National Championship in 2001 along with the ACC regular season title and the ACC Tournament title. As a senior in 2000-01, Battier averaged 19.9 points, 7.3 rebounds, 2.3 blocks, 2.1 steals and 1.8 assists. He was named the 2001 consensus National Player of the Year, NABC National Defensive Player of the Year, first team All-America, Verizon Academic All-America, Final Four Most Outstanding Player, ACC Co-Player of the Year, ACC Tournament Most Valuable Player, first team All-ACC and ACC All-Defensive Team. Battier was the sixth pick in the 2001 NBA

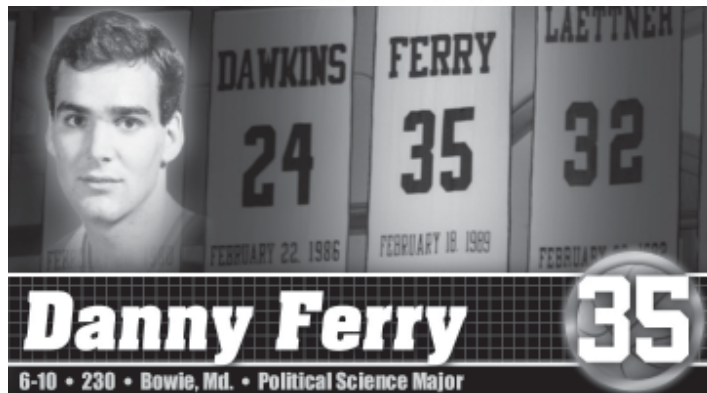
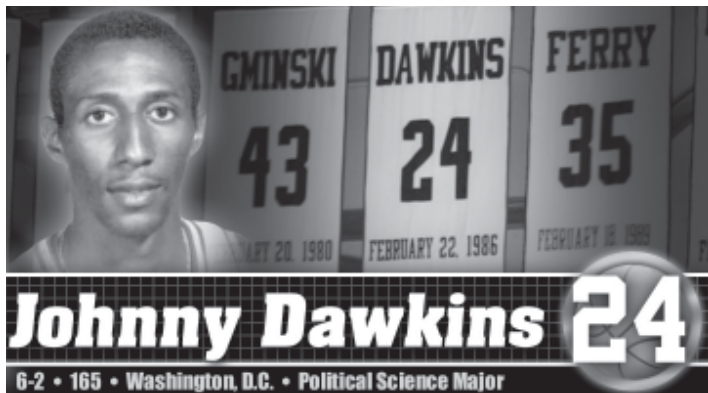
Draft and was named to the 2002 NBA All-Rookie Team. His Duke jersey was retired on February 21, 2001.

Year	G	FG-FGA	Pct	FT-FTA	Pct	Reb-Avg	Pts-Avg
1997-98	36	96-178	.539	79-108	.731	230-6.4	275-7.6
1998-99	37	114-209	.545	71-98	.724	180-4.9	338-9.1
1999-00	34	190-383	.496	134-164	.817	192-5.6	593-17.4
2000-01	39	251-533	.471	152-191	.796	285-7.3	778-19.9
Totals	146	651-1303	.500	436-561	.777	887-6.1	1984-13.6



Retirement Day

10 - Dick Groat	May 1, 1952
25 - Art Heyman	March 4, 1990
44 - Jeff Mullins	December 6, 1994
43 - Mike Gminski	February 20, 1980
24 - Johnny Dawkins	February 22, 1986
35 - Danny Ferry	February 18, 1989
32 - Christian Laettner	February 26, 1992
11 - Bobby Hurley	February 28, 1993
33 - Grant Hill	February 27, 1994
31 - Shane Battier	February 21, 2001
22 - Jason Williams	February 5, 2003



Johnny Dawkins was part of the freshman class that would be the beginning of modern Duke basketball. Dawkins was a Freshman All-America and second team All-ACC selection in 1983, scoring in double figures in 27 of 28 games. As a sophomore, Dawkins averaged 19.4 points per game and was selected to the second team All-ACC and first team All-ACC Tournament. Dawkins earned first team All-America and first team All-ACC honors as a junior averaging 18.8 points a game and was the team MVP for the third year in a row. As a senior in 1985-86, Dawkins led the team to a 37-3 record and the NCAA Championship game as well as the Big Apple NIT title, ACC regular season title, and ACC Tournament title. He was named the National Player of the Year, East Regional MVP, All-Final Four, first team All-America, first team All-ACC and ACC Tournament MVP. He led Duke in scoring for four consecutive years. Duke's second all-time leading scorer, Dawkins amassed 2,556 points in his career as a Blue Devil. He is Duke's all-time leader

As a freshman in 1985-86, Danny Ferry was an integral part of the record-setting Blue Devil team that was 37-3 and made it to the National Championship game as well as winning the ACC Championship. By Ferry's sophomore season, he led Duke in scoring, rebounds and assists, earning him second team All-ACC honors. As a junior, Ferry had a 19.1 points per game scoring average and led the team in scoring, rebounding, minutes, free throw percentage and blocked shots. His junior season he was first team All-America, a National Player of the Year finalist, ACC Player of the Year, winner of the McKeivin Award for the ACC's top athlete, MVP of the ACC Tournament and the NCAA East Regional and was first team All-ACC. In Ferry's senior year, he helped his team advance to the Final Four and led the ACC with a 22.6 scoring average. Among the numerous accolades he earned his senior year were: National Player of the Year, first team All-America, ACC Player of the Year, winner of the McKeivin Award, MVP of the East Regional and *USA Today* Collegiate Achiever of the Year. He was the first player in ACC history to compile 2,000 points, 1,000 rebounds and 500 assists. Ferry was the number two pick in the 1989 NBA Draft and he played in the NBA from 1990-2003, winning the NBA championship in 2003 with the San Antonio Spurs. His Duke jersey was retired on February 18, 1989.



in field goals made and field goals attempted. He was the 10th pick overall in the 1986 NBA Draft and played in the NBA from 1986-95. He currently is the associate head coach of the Blue Devils. His jersey was retired on February 22, 1986.



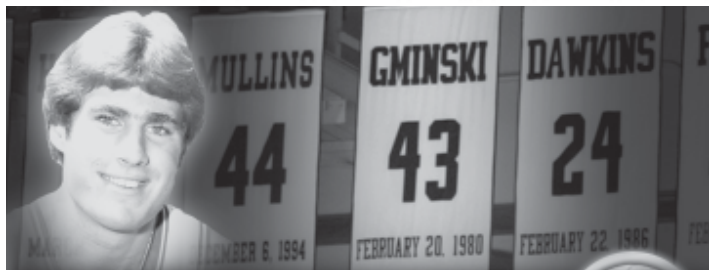
Dawkins' Career Statistics

Year	G	FG-FGAPct	FT-FTA Pct	Reb-Avg	Pts-Avg
1982-83	28	207-414 .500	73-107 .682	115-4.1	506-18.1
1983-84	34	263-547 .481	133-160 .831	138-4.1	659-19.4
1984-85	31	225-455 .495	132-166 .795	141-4.5	582-18.8
1985-86	40	331-603 .549	147-181 .812	142-3.6	809-20.2
Totals	133	1026-2019.508	485-614 .789	536-4.0	2556-19.2

Ferry's Career Statistics

Year	G	FG-FGA Pct	FT-FTA Pct	Reb-Avg	Pts-Avg
1985-86	40	91-198 .460	54-86 .628	221-5.5	236-5.9
1986-87	33	172-383 .449	92-109 .844	256-7.8	461-14.0
1987-88	35	247-519 .476	135-163 .828	266-7.6	667-19.1
1988-89	35	300-575 .522	146-193 .756	260-7.4	791-22.6
Totals	143	810-1675 .484	427-551 .775	1003-7.0	2155-15.1

TRADITION



Mike Gminski **43**
 6-11 • 240 • Monroe, Conn. • History Major


Mike Gminski got off to a huge start as a freshman Blue Devil, averaging 15.3 points and 10.7 rebounds per game and subsequently being named ACC Co-Rookie of the Year in 1977. His sophomore year, Gminski led Duke to the ACC Championship and the NCAA Championship game. Gminski averaged 20 points and 10 rebounds per game on his way to earning first team All-ACC, All-NCAA Final Four, All-East Regional and CoSIDA Academic All-America. In Gminski's junior season, he was named ACC Player of the Year, first team CoSIDA Academic All-America and team Co-MVP along with Jim Spanarkel. Gminski averaged 18.8 points per game and 9.2 rebounds as the Blue Devils claimed a first place tie in the ACC. In Gminski's senior year, he was a first team All-America selection and averaged 21.3 points and 10.9 rebounds per game. For the third time, Gminski was All-ACC and was named to the All-ACC Tournament first team. His senior year of 1979-80, Gminski was also named to the CoSIDA Academic All-America team for the third time and was the Big Four Tournament MVP. He finished his career at Duke with 2,323 points, 1,242 rebounds and 345 blocked shots. He ranks second on Duke's all-time rebounds and blocked shots list and

is fourth on Duke's career scoring chart. In 2006, he was named to the CoSIDA Academic All-America Hall of Fame. Gminski was the number seven pick in the 1980 NBA Draft and played 14 years in the NBA with New Jersey, Philadelphia, Charlotte and Milwaukee. His Duke jersey was retired on February 20, 1980.



Dick Groat **10**
 6-0 • 180 • Swissvale, Pa. • History Major

As a sophomore in 1949-50, Dick Groat was second team All-Southern Conference, averaging 14.5 points per game. By his junior season of 1950-51, Groat was named the Most Valuable Player of the Southern Conference Tournament and won the McKevlin Award for the Southern Conference Athlete of the Year. He made several All-America squads and was an all-state selection as well. In his junior year, Groat scored a national record of 831 points. He also set the national free throw record with 261. Groat's senior year of 1951-52 was marked by even more prestigious honors as he was named the National Player of the Year and once again the recipient of the McKevlin Award. Additionally, Groat was a first team All-America selection on the baseball diamond and he led the Blue Devils to their first College World Series appearance. After graduating from Duke, Groat was a first-round draft pick in the 1952 NBA Draft. A two-time All-America, All-Big South and All-Big Four selection in baseball, Groat went on to play 14 years in Major League Baseball. He was a three-time All-Star with the Pittsburgh Pirates and the St. Louis Cardinals and was named the National League MVP in 1960 with a league-leading .325 batting average as the Pirates won the World Series. He also won a second world title with the Cardinals in 1964. Groat became the first Blue Devil to have his jersey retired on May 1, 1952.



Gminski's Career Statistics

Year	G	FG-FGA	Pct	FT-FTA	Pct	Reb-Avg	Pts-Avg
1976-77	27	175-340	.515	64-91	.703	289-10.7	414-15.3
1977-78	32	246-450	.547	148-176	.841	319-10.0	640-20.0
1978-79	30	218-420	.519	129-177	.729	275-9.2	565-18.8
1979-80	33	262-487	.538	180-214	.841	359-10.9	704-21.3
Totals	122	901-1697	53.0	521-658	.791	1242-10.1	2323-19.0

Groat's Career Statistics


Year	G	FG-FGA	Pct	FT-FTA	Pct	Reb-Avg	Pts-Avg
1949-50	19	109-256	.426	57-98	.582	NA	275-14.5
1950-51	33	285-713	.400	261-331	.789	NA	831-25.2
1951-52	30	288-700	.411	204-281	.726	229-7.6	780-26.0
Totals	82	682-1669	.409	522-710	.735	NA	1886-23.0

TRADITION



Art Heyman

6-5 • 205 • Rockville Center, N.Y. • History Major



Grant Hill

6-8 • 225 • Reston, Va. • Political Science Major

Art Heyman immediately made a huge impact at Duke as a freshman in 1959-60, averaging more than 30 points per game and recording a single-game high of 47 points. As a co-captain his sophomore year, Heyman earned All-America honors and was the nation's number eight scorer with a 25.2 scoring average. He also averaged 10.9 rebounds per game and led Duke in nearly every statistical category in 1960-61. Once again an All-America selection as a junior in 1962, Heyman averaged 25.3 points and 11.2 rebounds per game. After leading the Blue Devils in nearly every statistical category, Heyman was a near unanimous selection on the All-ACC first team. As a senior in 1962-63, Heyman left his mark on Duke by helping the team earn its first trip to the Final Four. Heyman was the 1963 ACC Player of the Year and ACC Tournament MVP as his team captured the ACC Championship. For the third year in a row, Heyman earned All-America honors along with being named the National Player of the Year. He scored 29 points and pulled down 12 rebounds in the NCAA semifinals against Loyola and was named Most Outstanding Player at the Final Four. Heyman's 25.1 scoring average ranks first in Duke's career record book. After graduating from Duke, Heyman was the top player taken in the 1963 NBA Draft. His Duke jersey was retired on March 4, 1990.

Grant Hill got off to a solid start as a freshman, earning Freshman All-America, ACC All-Freshman and second team All-ACC Tournament honors playing on Duke's first National Championship team in 1990-91. Hill's sophomore season was once again marked by being a part of the National Championship team that was the top-ranked squad in the country from start to finish. He averaged 14.0 points, 5.7 rebounds and 3.7 assists on his way to earning second team All-America honors by UPI, honorable mention All-America accolades by the Associated Press, All-Final Four, second team All-ACC, *Basketball Times* All-Region and USBWA All-District honors in 1992. In Hill's junior year, he averaged 18.0 points and 6.4 rebounds per game. He was awarded the Henry Iba Corinthian Award for the nation's top defender as well as being named second team All-America by UPI and USBWA, third team All-America by AP and first team All-ACC. In 1994, Hill's senior season, he led the Blue Devils back to the Final Four and averaged 17.4 points and 6.9 rebounds per game. He became the first player in ACC history to have more than 1,900 points, 700 rebounds, 400 assists, 200 steals and 100 blocked shots. Hill was first team All-America, *Street & Smith's* National Player of the Year, a finalist for the Wooden Award, Naismith Award and RCA/USBWA Award given to the National Player of the Year. Hill also garnered ACC Player of the Year, Southeast Regional MVP and All-Final-Four honors on his way to being the number three pick in the 1994 NBA Draft. The 1995 co-winner of the NBA Rookie of the Year Award and a five-time NBA All-Star, Hill's Duke jersey was retired on February 27, 1994.



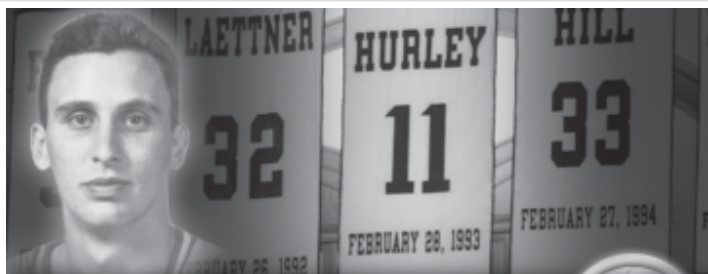
TRADITION

Heyman's Career Statistics

Year	G	FG-FGA	Pct	FT-FTA	Pct	Reb-Avg	Pts-Avg
1960-61	25	229-488	.469	171-263	.650	272-10.9	629-25.2
1961-62	24	219-506	.433	170-276	.616	269-10.2	608-25.3
1962-63	30	265-586	.452	217-314	.691	324-10.8	747-24.9
Totals	79	713-1580	.451	558-853	.654	865-10.9	1984-25.1


Hill's Career Statistics

Year	G	FG-FGA	Pct	FT-FTA	Pct	Reb-Avg	Pts-Avg
1990-91	36	160-310	.516	81-133	.609	183-5.1	402-11.2
1991-92	33	182-298	.611	99-135	.733	187-5.7	463-14.0
1992-93	26	185-320	.578	94-126	.746	166-6.4	468-18.0
1993-94	34	218-472	.462	116-165	.703	233-6.9	591-17.4
Totals	129	745-1400	.532	390-559	.698	769-6.0	1924-14.9



Bobby Hurley 11
6-2 • 165 • Jersey City, N.J. • Political Science Major

Bobby Hurley made an immediate impact on Duke as a freshman, starting in all 38 games as the Blue Devils advanced to the 1990 Final Four. In his first year he was named first team Freshman All-America by *Basketball Times* and honorable mention All-America by *The Sporting News*. In Hurley's sophomore season of 1990-91, the Blue Devils captured the ACC title and their first National Championship and Hurley earned honorable mention All-America accolades by AP. Hurley was named All-Final Four, third team All-ACC and Midwest Regional MVP. In 1991-92, Hurley's junior year, Duke went 34-2 and once again won the National Championship along with the ACC regular season title and the ACC Tournament Championship. Hurley averaged 13.2 points and 7.6 assists as he was named NABC first team All-America and a National Player of the Year finalist. He was also the MVP of the Final Four, third team All-America by AP and UPI, second team All-ACC, first team All-ACC Tournament and All-East Regional. Hurley was named consensus first team All-America, first team All-ACC and was a finalist for the Wooden Award given to the National Player of the Year as a senior in 1992-93. He averaged 17.0 points and 8.2 assists and set the NCAA career assists record with 1,076. Hurley's 264 three-pointers set the school record and still rank fourth all-time at Duke. Hurley also set



the school record for assists in a season with 289 as a sophomore and holds the top three single-season assist marks at Duke. Hurley was the number seven pick in the 1993 NBA Draft. He had a five-year NBA career with Sacramento and Vancouver. His Duke jersey was retired on February 28, 1993.

Year	G	FG-FGA	Pct	FT-FTA	Pct	Reb-Avg	Pts-Avg
1989-90	38	92-262	.351	110-143	.769	68-1.8	335-8.8
1990-91	39	141-333	.423	83-114	.728	93-2.4	441-11.3
1991-92	31	123-284	.433	105-133	.789	61-2.0	410-13.2
1992-93	32	157-373	.421	143-178	.803	84-2.6	545-17.0
Totals	140	513-1252	.410	441-568	.776	306-2.2	1731-12.4



Christian Laettner 32
6-11 • 235 • Angola, N.Y. • Sociology Major

Christian Laettner has become a name synonymous with success, as he was part of four Duke Final Four teams. As a freshman in 1988-89, he averaged 8.9 points per game and was named All-East Regional and second team All-ACC Tournament. In Laettner's sophomore season of 1989-90, he averaged 16.3 points and 9.6 rebounds and was named third team All-America, second team All-ACC and MVP of the East Regional. The third trip was the charm for Laettner as the 1991 team captured Duke's first National Championship. Laettner's awards mounted his junior year as he was named second team All-America, MVP of the Final Four, the McKeivin Award winner for ACC Athlete of the Year, first team All-ACC and All-Midwest Regional. Laettner averaged 19.8 points, 8.7 rebounds, had 75 steals, 44 blocked shots and a 57.5 field goal percentage. As a senior in 1991-92, Laettner once again helped lead the Blue Devils to the National Championship, the ACC regular season title and the ACC Tournament Championship as the squad compiled a 34-2 record and managed to hold the No. 1 position in the national rankings every week of the season. Laettner was the National Player of the Year, ACC Player of the Year, ACC Athlete of the Year, ACC Tournament MVP and MVP of the East Regional.

With 2,460 points and 1,149 rebounds during his collegiate career, Laettner ranks third in both categories in the Duke record books. His 713 free throws made at Duke are a school record. Laettner was the third player taken in the 1992 NBA Draft and has played 12 seasons in the NBA. His Duke jersey was retired on February 26, 1992.



Year	G	FG-FGA	Pct	FT-FTA	Pct	Reb-Avg	Pts-Avg
1988-89	36	115-159	.723	88-121	.727	170-4.7	319-8.9
1989-90	38	194-380	.511	225-269	.836	364-9.6	619-16.3
1990-91	39	271-471	.575	211-263	.802	340-8.7	771-19.8
1991-92	35	254-442	.575	189-232	.815	275-7.9	751-21.5
Totals	148	834-1452	.574	713-885	.806	1149-7.8	2460-16.6

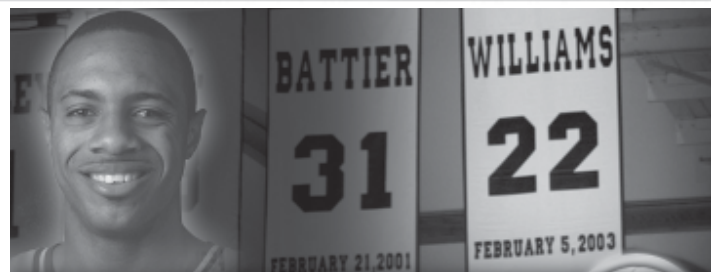


Jeff Mullins **44**
 6-4 • 185 • Lexington, Ky. • Liberal Arts Major

Jeff Mullins came to Duke as a high school All-America honoree from Lexington, Ky. As early as his freshman season, Mullins was putting up big numbers for the Blue Devils, averaging a team-high 24.6 points per game in 1960-61. Mullins' sophomore season culminated with All-ACC and All-Tournament team honors after he averaged 21.0 points and 10.4 rebounds per game while shooting 51.4 percent from the floor. In his junior year of 1962-63, Mullins, along with Art Heyman, led the Blue Devils to Duke's first Final Four. Mullins was an All-America honoree and was selected to both the All-ACC and All-Tournament teams. He averaged 20.3 points on 54.9 field goal shooting and pulled down 8.0 rebounds per game. Mullins was once again an All-America selection as a senior in 1964 after leading Duke to the Final Four for the second straight year. He averaged 24.2 points and 8.9 rebounds per game and earned ACC Player of the Year as well as ACC Tournament MVP accolades. Mullins also received the McKeelin Award, given to the ACC Athlete of the Year. Mullins is fourth on Duke's career scoring average list with 21.9 points per game from 1962-64. Mullins finished his Blue Devil career with 1,884 points and went on to play on the gold medal-winning 1964 U.S. Olympic basketball team. He became a five-time NBA All-Star and as a member of the 1975 Golden State team, was the first Duke player to be a part of an NBA championship team. His Duke jersey was retired on December 6, 1994.




Year	G	FG-FGA	Pct	FT-FTA	Pct	Reb-Avg	Pts-Avg
1961-62	25	214-416	.515	98-138	.710	259-10.4	526-21.0
1962-63	30	256-466	.549	96-131	.733	241-8.0	608-20.3
1963-64	31	300-613	.489	150-183	.820	276-8.9	750-24.2
Totals	86	770-1495	.515	344-452	.761	776- 9.0	1884-21.9



Jason Williams **22**
 6-2 • 195 • Plainfield, N.J. • Sociology Major

Jason Williams entered Duke as a McDonald's All-America and the winner of the Morgan Wootten Award, given to the top prep player in the nation. Williams was a starter from his very first game and ended his first year as *The Sporting News* National Freshman of the Year in 2000. In his freshman year, Williams averaged 14.5 points, 4.2 rebounds, 6.5 assists and 2.4 steals per game. He also collected ACC Tournament Most Valuable Player, *Basketball Times* first team Freshman All-America and Associated Press ACC All-Freshman team honors. As a sophomore in 2000-01, Williams helped lead the Blue Devils to their third National Championship and had Duke's second highest season points total with 841. Williams was named the National Player of the Year by the NABC and Point Guard of the Year by ESPN. He was an All-Final Four team, unanimous first team All-ACC, first team ACC All-Tournament and first team All-America selection as well as a finalist for both the Wooden and Naismith Awards. The accolades continued to mount for Williams in his third and final season as a Blue Devil. Williams received the Naismith and Wooden Awards for National Player of the Year and was also named Player of the Year by AP, *Basketball Times*, NABC, *The Sporting News*, USBWA, CBS Sportsline, *ESPN the Magazine*, ESPN.com and collegeinsider.com. Williams was selected to the first team All-ACC and the first team All-ACC Tournament and ended his collegiate career with 2,079 points, 644 assists, 313 three-point field goals and 235 steals. Williams was a starter in all 108 games from 2000-2002 and was the second overall pick in the 2002 NBA Draft. His Duke jersey was retired on February 5, 2003.



Year	G	FG-FGA	Pct	FT-FTA	Pct	Reb-Avg	Pts-Avg
1999-00	34	179-427	.419	61-89	.685	143-4.2	492-14.5
2000-01	39	285-603	.473	139-211	.659	128-3.3	841-21.6
2001-02	35	249-545	.457	140-207	.676	124-3.5	746-21.3
Totals	108	713-1575	.453	340-507	.671	395-3.7	2079-19.3

TRADITION

All-Time Jersey Numbers

2 Josh McRoberts◀
Luol Deng
Andre Buckner

3 Greg Paulus◀
Nick Horvath
Justin Caldbeck
Ricky Price
Marty Clark
Phil Henderson

4 J.J. Redick
Carlos Boozer
Roshown McLeod
Kenny Blakeney
Tommy Amaker
Bernard Pergram

5 Martynas Pocius◀
Daniel Ewing
Ryan Caldbeck
William Avery
Jeff Capel
Ron Burt
Billy McCaffrey
Larry Ashley
Bob Duff

10 Dick Groat▲
Doug Ausbon

11 Bobby Hurley▲
Doug McNeely
Jim Corrigan
Rick Gomez
Edgar Burch
Zeno Edwards
Bob Verga
Fred Schmidt
Johnny Morris
Bob Vernon
Don Cashman
Dick Brewer
Tom Peters
Bill Downing
Dave Scarborough

12 Jordan Davidson◀
Andre Sweet
Steve Wojciechowski
Thomas Hill
David Henderson
Vince Taylor
Tate Armstrong
Richie O'Connor
Tony Barone
Frank Harscher
Jack Boyd
Bob Thuemmel
Don Cashman
Bill Martin
Scotty York

13 Lee Melchionni
Andy Means
J.D. Simpson
Taymon Domzalski
Joe Cook
Brent Kitching
Don Miller

Tony Buhowsky
Herky Lamley

14 David McClure◀
Nate James
Kenney Brown
Quin Snyder
Vince Crump
Chip Engelland
Rob Hardy
Willie Hodge
Bill Zimmer
Scott Williamson
Jerry Robertson
Don Tobin
Kes Deimling
Ceep Youmans

15 Gerald Henderson◀
Sean Dockery
Andre Buckner
Ryan Caldbeck
Todd Singleton
Bruce Bell
Pat Doughty
Bob Riedy
Burton Fitts
Fred Kast
Paul Schmidt
Jim Rogers
Rudy D'Emilio
John Engberg
Bill Armour

20 Casey Sanders
D. Bryant
Mike Chappell
Chris Collins
Gene Banks
Dave O'Connell
Larry Saunders
Dave Golden
Denny Ferguson
Jack Mullen
Larry Bateman
Dick Rosenthal
Bernie Janicki
Jim Kulpan
Buck Cheek
Bill Fleming
Pat Lyons

21 DeMarcus Nelson◀
Chris Duhon
Trajan Langdon
Antonio Lang
Robert Brickey
Jay Bilas
Gordon Whitted
Bob Bender
Kenny Young
Jeff Burdette
Dick DeVenzio
Stuart McKaig
Roger Hamilton
Howard Hurt
Ed Bryson
Rudy Lacy
John Engberg
Harold Hibbits
Wes Skibsted

22 Jason Williams▲
Jay Heaps
Greg Koubek
Andy Berndt
Tom Emma
John Harrell
Paul Fox
Rick Katherman
Rob Wendelin
Bob Riedy
Jay Buckley
Bill Watson
Bobby Joe Harris
Tom Blackburn
Marv Decker
Dayton Allen
Scotty York

23 Shelden Williams
Chris Carrawell
Brian Davis
Richard Ford
Larry Linney
Steve Gray
Bill Suk
C.B. Claiborne
Dick Warren
Elliott McBride
Ray Cox
Carroll Youngkin
Don Miller
Marty Doherty
Dick Latimer
Buck Simmons

24 Johnny Dawkins▲
Harold Morrison
Kevin Billerman
Jeff Dawson
Jack Marin
John Cantwell
Marty Joyce
Jim Newcome
Tom Blackburn
Don Cashman
Dick Johnson
Peter Johnson
Wes Skibsted

25 Thomas Hill
Greg Wendt
Mark Crow
Gary Melchionni
Art Heyman▲
Bob Wayand
Joe Marcovechio
Don Sims
Jake Tarr
Charlie Driesell
C.B. Johnson
Bob Strauss

30 Jon Scheyer◀
Joe Pagliuca
Reggie Love
Dahntay Jones
Andy Borman
J.D. Simpson
Tony Moore
Alaa Abdelnaby
Jim Suddath

Rob Hardy
Rick Mainwaring
William Hannon
Robby West
Buzzy Harrison
John Frye
Bobby Joe Harris
Joe Belmont

31 Shane Battier▲
Justin Caldbeck
Stan Brunson
Kevin Strickland
Mike Tissaw
Randy Denton
Tim Kolodziej
Hack Tison
Doug Albright
Hayes Clement
Bill Reigel
Bill Fleming
Jack Lasseter

32 Christian Laettner▲
Mark Alarie
Geoff Northrup
Ron Righter
Brad Evans
Jim Liccardo
Merrill Morgan
Bob Lakata
Charlie Driesell
Carl Glasgow
Lloyd Caudle

33 Grant Hill▲
John Smith
Jay Bryan
Kenny Dennard
Randy Abernathy
Doug Jackson
Steve Vacendak
Bob Jamieson
Larry Bateman
Jim Newcome
Junior Morgan
Dick Crowder

34 Jamal Boykin◀
Mike Dunleavy
Chris Burgess
Carmen Wallace
Crawford Palmer
Dave Colonna
Bill Jackman
Loel Payne
Jim Spanarkel
Bob Cook
Judge Carr
Tim Teer
Buzzy Harrison
Fred Cox
Doug Kistler
Jack Kalbfus
Fred Shabel
Rod Boyce

35 Danny Ferry▲
Cameron Hall
Phil McLeod
Stu Yarbrough

Phil Allen
Buzz Mewhort
George Barrett
Ronnie Mayer

40 Ross Perkins
Andy Borman
Taymon Domzalski
Weldon Williams
Neil Chinault
Steve Litz
Joe Kennedy
Tom Gebbie
Jay Beal
Bucky Allen
Sammy Rothbaum
Wright Hollingsworth
Cedric Loftis
John Heath

41 Patrick Davidson
Matt Christensen
Jon Goodman
Allen Williams
Ray Kuhlmeier
Doug Kistler
Tom Peters
Irving Gray
Kenny Turner
Bill Parsons

42 Lance Thomas◀
Shavlik Randolph
Reggie Love
Elton Brand
Joey Beard
George Burgin
Ned Franke
Bob Fleischer
Don Blackman
Mike Lewis
Fred Cox
Hal Turner
Garland Loftis
Bill Flentye
Billy Huiskamp

43 Mike Gminski▲
Terry Chili
John Posen
Bill Ulrich
Ed Koffenberger
Harry Harner
Bill Mock

44 Cherokee Parks
Phil Henderson
Todd Anderson
Scott Goetsch
Pete Kramer
Jeff Mullins▲
Doug Ausbon
Richard Gilbert
Ray Spuhler

45 Joe Pagliuca◀
Eric Boateng
Joe Pagliuca
Mark Causey
Clay Buckley
Dan Meagher

Ted Mann Jr.
Sammy Rothbaum
Eddie Shokes
Charles Kunkle

50 Tom Novick
Michael Thompson
Corey Maggette
Rey Essex
Alan Shaw
Glen Smiley
Wes Skibsted
Bob Gantt
Jim Bowman
Albert Herrick

51 Patrick Johnson
Martin Nessley
Dave Elmer
Cy Valasek
Ken Podger

52 Erik Meek
Steve Vandenberg
Terry Murray
Bob Moyer
Tom Wallingford
Eugene Bledsoe
Bob Wood

53 Andy Means
George Moses
Chris Redding
Fred Lind
Glenn Price
Ace Parker

54 Christian Ast
Warren Chapman
Clyde Allen
Fred Edwards

55 Brian Zoubek◀
Greg Newton
Billy King
Allen Williams
Ron Herbster
Chuck Holley

▲ Number retired
◀ Active player

TRADITION

Lettermen

- A -

Abdelnaby, Alaa	1987-90
Alarie, Mark	1983-86
Albert, Roy	1932
Albright, Doug	1959-61
Allen, Bucky	1956-58
Allen, Dayton	1950-51
Allen, J. Clyde	1940, 42
Allen, Phil	1964-66
Amaker, Tommy	1984-87
Anderson, Todd	1982-85
Armstrong, Tate	1974-77
Ashley, Larry	1950
Ast, Christian	1991-92
Ausbon, Doug	1946-48
Avery, William	1998-99

- B -

Bailey, William F.	1944
Balitsaris, George	1944
Banks, Eugene	1978-81
Barone, Tony	1966-68
Barrett, George	1958-59
Bateman, Larry	1958-60
Battier, Shane	1998-01
Beal, Jay	1959-61
Beall, Curtis	1944
Beard, Joey	1994
Bell, Bruce	1976-78
Bell, Sam	1933-35
Belmont, Joe	1953-56
Bender, Bob	1978-80
Bennett, C.G.	1926-28
Bergman, Russell	1937-39
Berndt, Andy	1987
Bilas, Jay	1983-86
Billerman, Kevin	1973-75
Blackman, Don	1970
Blakeney, Kenny	1992-95
Bledsoe, Gene	1944
Boateng, Eric	2006
Boozer, Carlos	2000-02
Borman, Andy	2000-02, 2004
Bowman, James	1940
Boyd, Jack	1958-59
Boykin, Jamal	2006
Brand, Elton	1998-99
Brand, Joe	1945
Brickey, Robert	1987-90
Brown, Kenney	1993
Brown, Ray	1941
Brummer, George	1945
Brunson, Stan	1993-96
Bryan, Jay	1982-85

Bryant, D.	1999
Bryson, Ed	1957
Buckley, Clay	1988-91
Buckley, Dan	1945
Buckley, Jay	1962-64
Buckner, Andre	2000-03
Buhowsky, Tony	1956
Bullock, E.J.	1926
Burch, Edgar	1974
Burdette, Jeff	1972-74
Burgess, Chris	1998-99
Burgin, George	1987-89
Burt, Ron	1992
Butler, M.W.	1926-27

- C -

Caldbeck, Justin	1997, 99
Caldbeck, Ryan	1999-01
Candler, Coke	1927-29
Cantwell, John	1960-61
Capel, Jeff	1994-97
Capelli	1931
Carrwell, Chris	1997-00
Carter, Pete	1931-32
Carver, Gordon	1943-45
Cashman, Don	1956
Causey, Mark	2002
Chapman, Warren	1966-67, 69
Chappell, Mike	1997-98
Cheek, Herbert	1935-37
Cheek, James	1946
Chili, Terry	1973-76
Chinault, Neil	1973-74
Christensen, Matt	1996, 2000-02
Claiborne, C.B.	1967-69
Clark, D.	1933
Clark, Marty	1991-94
Clark, Robert	1942
Clement, Hayes	1957-58
Coleman, Jack	1943
Colley, Nelson	1931-32
Collins, Ben	1947-49
Collins, Chris	1993-96
Colonna, Dave	1987
Connelly, Tom	1939-41
Cook, Bob	1973-74
Cook, Joe	1988, 90
Cordell, Thomas	1946
Corrigan, Jim	1980
Councilor, Harry	1928-30
Cowdrick, Tom	1941
Cox, Ray	1962-64
Croson, Joe	1929-31
Crow, Mark	1974-77

Crowder, Dick	1950-52
Crowder, John	1945
Crump, Vince	1984

- D -

Davidson, Patrick	2004-05
Davidson, Jordan	2006
Davis, Brian	1989-92
Davis, William	1935
Dawkins, Johnny	1983-86
Dawson, Jeff	1971
Decker, Marvin	1953-54
Deimling, Kes	1951-52
D'Emilio, Rudy	1952-54
Deng, Luol	2004
Dennard, Kenny	1978-81
Denton, Randy	1969-71
DeVenzio, Dick	1969-71
Dockery, Sean	2003-06
Doherty, Marty	1954-55
Domzalski, Taymon	1996-99
Doughty, Pat	1970-72
Driesell, Charles	1953-54
Duff, Bob	1948
Duhon, Chris	2001-04
Dunleavy, Mike	2000-02

- E -

Edwards, Fred	1936-38
Edwards, Zeno III	1972
Emma, Tom	1980-83
Engelland, Chip	1980-83
Essex, Rey	1987
Evans, Brad	1969-70
Ewing, Daniel	2002-05

- F -

Farley, Roland	1928-30
Ferguson, Dennis	1963-65
Ferguson, James	1934
Ferry, Danny	1986-89
Fleischer, Bob	1972-74, 75
Fleming, Bill	1950-52
Flentye, William	1940
Ford, Richard	1982-84
Fox, Paul	1973-76
Franke, Ned	1982
Frye, John	1959-61

- G -

Gantt, Robert	1942-44
Garber	1930
Gilbert, Richard	1943-44
Glasgow, Carl	1952
Gminski, Mike	1977-80
Godfrey, George	1948
Goetsch, Scott	1976-79
Golden, Dave	1967-69
Gomez, Rick	1975-76
Goodman, Jon	1987
Gordon, Richard	1946-49
Gray, Irving	1946
Gray, Steve	1976-79
Green, Ted	1945
Groat, Dick	1950-52

- H -

Hall, Cameron	1977
Hardy, Rob	1977-79
Harner, Harry	1944
Harrell, John	1978-79
Harris, Bobby Joe	1956-58
Harrison, Buzzy	1962-64
Harscher, Frank	1964
Hartley, Howard	1944
Hartness, W.R.	1926
Hayes, C.	1933
Heaps, Jay	1996-99
Henderson, David	1983-86
Henderson, Phil	1987-90
Hendrickson, Evan	1938
Hendrickson, Horace	1934
Herbster, Ron	1963-65
Herrick, Albert	1935-37
Heyman, Art	1961-63
Hibbitts, Harold	1949
Hill, Grant	1991-94
Hill, Thomas	1990-93
Hobgood, Langhorne	1938
Hodge, Willie	1973-76
Hoffman, John	1936-38
Holley, Charles	1939-41
Hollingsworth, Wright	1944
Horne, O.W.	1931-33
Horvath, Nick	2000-04
Hubbell, David	1942-43
Hughes, Thomas	1948-49
Huiskamp, William	1935-36
Hurley, Bobby	1990-93
Hurt, Howard	1959-61
Hyde, Henry	1944




Andre Buckner



C.B. Claiborne



Daniel Ewing



Howard Hurt

Lettermen



Antonio Lang

- J -

Jackman, Bill	1983
Jackson, Doug	1968, 70
James, Nate	1997, 99-01
Jamieson, Bob	1962-63
Janicki, Bernie	1952-54
Jankoski, John	1928-29
Johnson, Dick	1951-52
Johnson, Patrick	2003-06
Jones, Dahntay	2001-03
Joyce, Marty	1958-59

- K -

Kalbfus, Jack	1955
Kast, Fred	1959-60, 62
Katherman, Rick	1969-71
Kelly, D.L.	1926-28
Kennedy, Joe	1966-68
King, Billy	1985-88
Kistler, Doug	1959-61
Kitching, Brent	1963-65
Koffenberger, Ed	1945-47
Kolodziej, Tim	1966-68
Koubek, Greg	1988-91
Kramer, Pete	1973-75
Kuhlmeier, Ray	1968-70
Kulpan, Jim	1950-51
Kunkle, Charles	1934-36

- L -

Lacy, Rudy	1952-54
Laettner, Christian	1989-92
Lakata, Bob	1955-56
Lamley, Herky	1953, 55
Lang, Antonio	1991-94
Langdon, Trajan	1995, 97-99
Latimer, Dick	1951-52
Lewis, Cliff	1945
Lewis, Henry	1932-33
Lewis, Mike	1966-68
Liccardo, Jim	1966-67
Lind, Fred	1968-69
Linney, Larry	1980-81
Litz, Steve	1970-71
Loftis, Cedric	1942-43
Loftis, Garland	1942-43, 47
Love, Reggie	2001-02, 05
Lyons, Pat	1948

- M -

Maggette, Corey	1999
Mainwaring, Rick	1977
Mann, Ted Jr.	1963-64
Marin, Jack	1964-66
Martin, William	1947-49
May, Reynolds	1934-35
Mayer, Ronnie	1953-56
McCaffrey, Bill	1990-91
McCahan, William G.	1940-42
McClure, David	2005-06
McGillicuddy, Cornelius, Jr.	1934
McGrane, Arthur	1943
McKaig, Stuart	1965-67
McLeod, Roshown	1997-98
McNeely, Doug	1981-82, 84
McRoberts, Josh	2006
Meagher, Dan	1982-85
Means, Andy	2002-04
Meek, Erik	1992-95
Melchionni, Gary	1971-73
Melchionni, Lee	2003-06
Metzler, Robert	1944
Mewhort, Buzzy	1960-62
Miller, Alex	1943
Miller, Don	1957
Minor, John	1938-39
Mock, William	1940-41
Moore, Tony	1993-95
Morgan, Junior	1954-56
Morgan, Merrill	1959-60
Morris, John	1959
Morrison, Harold	1976-79
Moses, George	1976
Moss, P.E.	1926
Moyer, Bob	1941
Mullen, Jack	1960, 62
Mullins, Jeff	1962-64

- N -

Naktenis, Peter	1935
Nelson, DeMarcus	2005-06
Nessley, Martin	1984-87
Newcome, Jim	1956-58
Newton, Greg	1994-97
Northrop, Geoff	1977
Novick, Tom	2005

- O -

O'Connell, Dave	1973-74, 76
O'Connor, Richard	1971
O'Mara, Robert	1937-39

- P -

Pagliuca, Joe	2004-06
Palmer, Crawford	1989-91
Parker, Clarence	1936
Parks, Cherokee	1992-95
Parsons, William	1939-40
Paulus, Greg	2006
Pergerm, Ernest	1949
Perkins, Ross	2005-06
Pocius, Martynas	2006
Podger, Ken	1935-37
Polack, Ernest	1934-35
Pope, Warren	1946
Posen, John	1968-70
Price, Glenn	1939-41
Price, Ricky	1995-98

- R -


Ragens, W.S.	1928
Randolph, Shavlik	2003-05
Redding, Chris	1972-74
Redick, J.J.	2003-06
Reigel, Bill	1953
Riedy, Bob	1965-67
Righter, Ron	1972
Riley, Joe	1935-37
Robb, Spencer	1938
Robert, Shaw	1931
Robertson, Jerry	1957-59
Robinson, Jack	1946
Roellke, Bob	1945
Rogers, George	1929-31
Rothbaum, Samuel	1941-42, 47
Rowe, Sam	1927

- S -

Sanders, Casey	2000-03
Sapp, Bill	1945
Sapp, Carl	1947-49
Saunders, Larry	1970-71
Scarborough, David	1949-50
Schmidt, Fred	1961-63
Schmidt, Paul	1956-58
Seward, John	1942-47
Shabel, Fred	1953-54
Shaw, Alan	1971-73
Shaw, John	1930-32
Shokes, Eddie	1940-41
Simpson, J.D.	1998-01
Singleton, Todd	1995-98
Smiley, Glen	1968-70
Smith, John	1986-89
Snyder, Quin	1986-89
Spanarkel, Jim	1976-79
Spuhler, Raymond	1940-42
Stark, Bill	1942, 48
Steele, John	1945
Strickland, Kevin	1985-88
Suddath, Jim	1978-81
Suk, Bill	1973-75
Sweet, Andre	2001
Swindell, Ed	1937-39

- T -

Taylor, Vince	1979-82
Teer, Tim	1968-70
Thomas, James	1938-39



Vince Taylor

Thompson, Herb	1932-34
Thompson, James	1932-34
Thompson, Michael	2003
Thorne, Robert	1929-30
Tison, Hack	1963-65
Tissaw, Mike	1980-83
Tobin, Don	1954-55
Turner, Harold	1954-55
Turner, Kenneth	1944

- U -

Ulrich, Bill	1962
--------------	------

- V -

Vacendak, Steve	1964-66
Valasek, Cy	1939-41
Vandenberg, Steve	1967-69
Van Schoik, Dick	1945
Verga, Bob	1965-67
Vernon, Bob	1957-58

- W -


Wallace, Carmen	1994-97
Watson, Bill	1957-59
Wayand, Bob	1959
Weaver, C.C.	1926-28
Weaver, Phil	1932-34
Wendelin, Ron	1966-68
Wendt, Greg	1982-83
Wentz, William	1935
Werber, Bill	1928-30
West, Robby	1970-72
Whiting, Richard	1946
Williams, Allen	1980-82
Williams, Jason	2000-02
Williams, Shelden	2003-06
Williams, Weldon	1983-86
Williamson, Scott	1962-63
Winkin, John	1941
Wojciechowski, Steve	1995-98
Wood, Robert	1938
Wright, William	1944

- Y -

Yarbrough, Stuart	1970-72
York, Scotty	1949-51
Youmans, Corren	1948-50
Young, Kenny	1975-76
Youngkin, Carroll	1959-61

- Z -

Zimmer, Bill	1965
--------------	------



Steve Vandenberg



RECORDS

RECORDS

2006-07 BASKETBALL YEARBOOK

Career Records

Points

Rk	Name, Years	Pts
1.	▲ J.J. Redick, 2003-06 [1]	2,769
2.	Johnny Dawkins, 1983-86 [3]	2,556
3.	Christian Laettner, 1989-92 [6]	2,460
4.	Mike Gminski, 1977-80 [7]	2,323
5.	Danny Ferry, 1986-89 [18]	2,155
6.	Mark Alarie, 1983-86 [21]	2,136
7.	Jason Williams, 2000-02	2,079
	Gene Banks, 1978-81	2,079
9.	Jim Spanarkel, 1976-79	2,012
10.	Shane Battier, 1998-01	1,984
	Art Heyman, 1961-63	1,984
12.	Trajan Langdon, 1995-99	1,974
13.	Shelden Williams, 2003-06	1,928
14.	Grant Hill, 1991-94	1,924
15.	Dick Groat, 1950-52	1,886
16.	Jeff Mullins, 1962-64	1,884
17.	Bob Verga, 1965-67	1,758
18.	Bobby Hurley, 1990-93	1,731
19.	Randy Denton, 1969-71	1,658
20.	Ronnie Mayer, 1953-56	1,647
21.	Cherokee Parks, 1992-95	1,643
22.	Jeff Capel, 1994-97	1,601
23.	Daniel Ewing, 2002-05	1,595
24.	Thomas Hill, 1990-93	1,594
25.	David Henderson, 1983-86	1,570
26.	Carlos Boozer, 2000-02	1,506
27.	Chris Carrawell, 1996-00	1,455
	Vince Taylor, 1979-82	1,455
29.	Mike Lewis, 1966-68	1,417
30.	Phil Henderson, 1987-90	1,397
31.	Mike Dunleavy, 2000-02	1,371
32.	Joe Belmont, 1953-56	1,338
33.	Tate Armstrong, 1974-77	1,304
34.	Robert Brickey, 1987-90	1,299
35.	Jack Marin, 1964-66	1,275
36.	Chris Duhon, 2001-04	1,268
37.	Bernie Janicki, 1952-54	1,247
38.	Tommy Amaker, 1984-87	1,168
39.	Carroll Youngkin, 1959-61	1,154
40.	Bob Fleischer, 1973-75	1,139
41.	Chris Redding, 1972-74	1,138
42.	Alaa Abdelnaby, 1987-90	1,137
43.	Willie Hodge, 1973-76	1,117
44.	Nate James, 1997-01	1,116
45.	Kevin Strickland, 1985-88	1,095
	Howard Hurt, 1959-61	1,095
47.	Chris Collins, 1993-96	1,091
48.	Jay Bilas, 1983-86	1,062
49.	Kenny Dennard, 1978-81	1,057
50.	Rudy D'Emilio, 1952-54	1,028
51.	Ricky Price, 1995-98	1,026
52.	Chip Engelland, 1980-83	1,025
53.	Antonio Lang, 1991-94	1,012
54.	Rick Katherman, 1969-71	1,005

Active, Career: DeMarcus Nelson - 377

Coach K Era, Career: J.J. Redick - 2,769

ACC Play, Career: J.J. Redick - 1,391

Postseason, Career: Christian Laettner - 598

ACC Tournament, Career: J.J. Redick - 225

NCAA Tournament, Career: Christian Laettner - 407

Cameron Indoor Stadium, Career: J.J. Redick - 1,238

Career 1,000-Point Scorers

Duke's 54 1,000-point scorers rank third all-time in college basketball behind only Louisville and North Carolina, which each have 57. Here is a look at the country's top 1,000-point scorer programs:

1.	Louisville	57
	North Carolina	57
3.	▶ Duke	54
4.	Kentucky	52
5.	Kansas	48
6.	Syracuse	47
7.	Notre Dame	45
8.	Cincinnati	44
	Wake Forest	44
10.	Marshall	43

Scoring Average

Rk	Name, Years	G	Pts	Avg
1.	Art Heyman, 1961-63 [5]	79	1,984	25.1
2.	Dick Groat, 1950-52	82	1,886	23.0
3.	Bob Verga, 1965-67 [16]	80	1,758	22.0
4.	Jeff Mullins, 1962-64 [17]	86	1,884	21.9
5.	J.J. Redick, 2003-06 [25]	139	2,769	19.9
6.	Randy Denton, 1969-71	84	1,658	19.7
7.	Jason Williams, 2000-02	108	2,079	19.3
8.	Johnny Dawkins, 1983-86	133	2,556	19.2
9.	Mike Gminski, 1977-80	122	2,323	19.0
10.	Jim Spanarkel, 1976-79	114	2,012	17.6
11.	Mike Lewis, 1966-68	84	1,417	16.9
12.	Gene Banks, 1978-81	124	2,079	16.8
13.	Christian Laettner, 1989-92	148	2,460	16.6
14.	Elton Brand, 1998-99	60	972	16.2
15.	Mark Alarie, 1983-86	133	2,136	16.1
16.	Ronnie Mayer, 1953-56	104	1,647	15.8
17.	Tate Armstrong, 1974-77	83	1,304	15.7
18.	Danny Ferry, 1986-89	143	2,155	15.1
19.	Bernie Janicki, 1952-54	83	1,247	15.0
20.	Grant Hill, 1991-94	129	1,924	14.9

Minimum 50 games played

Field Goals Made

Rk	Name, Years	FG
1.	Johnny Dawkins, 1983-86	1,026
2.	Mike Gminski, 1977-80	901
3.	Christian Laettner, 1989-92	834
4.	Mark Alarie, 1983-86	828
5.	Gene Banks, 1978-81	827
6.	J.J. Redick, 2003-06	825
7.	Danny Ferry, 1986-89	810
8.	Jeff Mullins, 1962-64	770
9.	Grant Hill, 1991-94	745
10.	Bob Verga, 1965-67	728

Field Goal Attempts

Rk	Name, Years	FGA
1.	Johnny Dawkins, 1983-86	2,019
2.	J.J. Redick, 2003-06	1,906
3.	Mike Gminski, 1977-80	1,697
4.	Danny Ferry, 1986-89	1,675
5.	Dick Groat, 1950-52	1,669
6.	Art Heyman, 1961-63	1,580
7.	Jason Williams, 2000-02	1,575
8.	Gene Banks, 1978-81	1,558
9.	Mark Alarie, 1983-86	1,505
10.	Jeff Mullins, 1962-64	1,495


Field Goal Pct.

Rk	Name, Years	FG	FGA	Pct
1.	Carlos Boozer, 2000-02 [3]	554	878	.631
2.	Elton Brand, 1998-99 [6]	355	580	.612
3.	Alaa Abdelnaby, 1987-90 [11]	448	748	.599
4.	Christian Laettner, 1989-92	834	1,452	.574
5.	Shelden Williams, 2003-06	687	1,202	.572
6.	Jay Buckley, 1961-64	352	617	.571
7.	Antonio Lang, 1991-94	367	644	.570
8.	Greg Newton, 1994-97	310	545	.569
9.	Bob Fleischer, 1973-75	441	789	.559
10.	Jay Bilas, 1983-86	365	655	.5573
11.	Mike Lewis, 1966-68	542	973	.5570

Minimum 300 field goals made

3-Point Field Goals Made

Rk	Name, Years	3FG
1.	◆ J.J. Redick, 2003-06 [1]	457
2.	Trajan Langdon, 1995-99 [4]	342
3.	Jason Williams, 2000-02 [8]	313
4.	Bobby Hurley, 1990-93 [11]	264
5.	Shane Battier, 1998-2001 [17]	246
6.	Jeff Capel, 1994-97 [25]	220
7.	Daniel Ewing, 2002-05	217
8.	Chris Collins, 1993-96	209
9.	Mike Dunleavy, 2000-02	179
10.	Chris Duhon, 2001-04	162



Trajan Langdon

3-Point Field Goal Attempts

Rk	Name, Years	3FGA
1.	J.J. Redick, 2003-06	1,126
2.	Trajan Langdon, 1995-99	802
3.	Jason Williams, 2000-02	797
4.	Bobby Hurley, 1990-93	652
5.	Shane Battier, 1998-2001	592
6.	Daniel Ewing, 2002-05	554
7.	Jeff Capel, 1994-97	553
8.	Chris Collins, 1993-96	539
9.	Chris Duhon, 2001-04	505
10.	Mike Dunleavy, 2000-02	483

3-Point Field Goal Pct.

Rk	Name, Years	FG	FGA	Pct
1.	Christian Laettner, 1989-92	79	163	.485
2.	Trajan Langdon, 1995-99 [7]	342	802	.426
3.	Shane Battier, 1998-01 [12]	246	592	.416
4.	J.J. Redick, 2003-06 [18]	457	1,126	.406
5.	Bobby Hurley, 1990-93 [20]	264	652	.405
6.	Phil Henderson, 1987-90 [23]	128	320	.400
7.	Jeff Capel, 1994-97 [25]	220	553	.398
8.	Jason Williams, 2000-02	313	797	.393
9.	Daniel Ewing, 2002-05	217	554	.392
10.	Danny Ferry, 1986-89	108	278	.3884
11.	Chris Collins, 1993-96	209	539	.3878

Minimum 75 three-point field goals made

Free Throws Made

Rk	Name, Years	FT
1.	Christian Laettner, 1989-92	713
2.	J.J. Redick, 2003-06	662
3.	Jim Spanarkel, 1976-79	564
4.	Art Heyman, 1961-63	558
5.	Shelden Williams, 2003-06	550
6.	Dick Groat, 1950-52	522
7.	Mike Gminski, 1977-80	521
8.	Ronnie Mayer, 1953-56	515
9.	Johnny Dawkins, 1983-86	485
10.	Mark Alarie, 1983-86	480

Free Throw Attempts

Rk	Name, Years	FTA
1.	Christian Laettner, 1989-92	885
2.	Art Heyman, 1961-63	853
3.	Shelden Williams, 2003-06	796
4.	J.J. Redick, 2003-06	726
5.	Dick Groat, 1950-52	710
6.	Jim Spanarkel, 1976-79	700
7.	Ronnie Mayer, 1953-56	673
8.	Mike Gminski, 1977-80	658
9.	Johnny Dawkins, 1983-86	614
10.	Mark Alarie, 1983-86	602

Free Throw Pct.

Rk	Name, Years	FT	FTA	Pct
1.	▲ J.J. Redick, 2003-06 [1]	662	726	.912
2.	Trajan Langdon, 1995-99 [4]	386	448	.862
3.	Tom Emma, 1980-83 [14]	214	254	.843
4.	Chris Redding, 1972-74	343	425	.807
5.	Jim Spanarkel, 1976-79	564	700	.8057
6.	Christian Laettner, 1989-92	713	885	.8056
7.	Tate Armstrong, 1974-77	246	306	.804
8.	Kevin Billerman, 1973-75	211	264	.799
9.	Mark Alarie, 1983-86	480	602	.797
10.	Mike Gminski, 1977-80	521	658	.792

Minimum 200 free throws made

Rebounds

Rk	Name, Years	G	Reb	Avg
1.	Shelden Williams, 2003-06 [6]	139	1,262	9.1
2.	Mike Gminski, 1977-80 [7]	122	1,242	10.2
3.	Christian Laettner, 1989-92 [13]	148	1,149	7.8
4.	Randy Denton, 1969-71 [18]	84	1,067	12.7
5.	Mike Lewis, 1966-68 [22]	84	1,051	12.5
6.	Danny Ferry, 1986-89 [25]	143	1,003	7.0
7.	Gene Banks, 1978-81	124	985	7.9
8.	Ronnie Mayer, 1953-56	105	954	9.0
9.	Bernie Janicki, 1952-54	83	923	11.1
10.	Shane Battier, 1998-2001	146	887	6.1
11.	Cherokee Parks, 1992-95	131	874	6.7
12.	Art Heyman, 1961-63	79	865	10.9
13.	Mark Alarie, 1983-86	133	833	6.3
14.	Carroll Youngkin, 1959-61	81	829	10.2
15.	Bob Fleischer, 1973-75	78	817	10.5
16.	Jeff Mullins, 1962-64	86	776	9.0
17.	Grant Hill, 1991-94	129	769	6.0
18.	Doug Kistler, 1959-61	81	756	9.3
19.	Carlos Boozer, 2000-02	101	724	7.2
20.	Jay Buckley, 1962-64	85	714	8.4

Active, Career: DeMarcus Nelson - 232
 Coach K Era, Career: Shelden Williams - 1,262
 ACC Play, Career: Shelden Williams - 614
 Postseason, Career: Shelden Williams - 254
 ACC Tournament, Career: Carl Youmans & Mike Gminski - 118
 NCAA Tournament, Career: Christian Laettner - 169
 Cameron Indoor Stadium, Career: Shelden Williams - 565

Rebound Average

Rk	Name, Years	G	Reb	Avg
1.	Randy Denton, 1969-71 [7]	84	1,067	12.7
2.	Mike Lewis, 1966-68 [11]	84	1,051	12.5
3.	Bernie Janicki, 1952-54 [17]	83	923	11.1
4.	Art Heyman, 1961-63 [18]	79	865	10.9
5.	Bob Fleischer, 1973-75	78	817	10.5
6.	Carroll Youngkin, 1959-61	81	829	10.23
7.	Mike Gminski, 1977-80	122	1,242	10.18
8.	Doug Kistler, 1959-61	81	756	9.3
9.	Ronnie Mayer, 1953-56	105	954	9.09
10.	Shelden Williams, 2003-06	139	1,262	9.08
11.	Jeff Mullins, 1962-64	86	776	9.0
12.	Elton Brand, 1998-99	60	536	8.9
13.	Jay Buckley, 1962-64	85	714	8.4
14.	Alan Shaw, 1971-73	82	680	8.3
15.	Jack Marin, 1964-66	86	695	8.1
16.	Gene Banks, 1978-81	124	985	7.9
17.	Christian Laettner, 1989-92	148	1,149	7.8
18.	Larry Saunders, 1970-71	56	406	7.3
19.	Howard Hurt, 1959-61	80	575	7.19
20.	Carlos Boozer, 2000-02	101	724	7.17

Assists

Rk	Name, Years	G	Ast	Avg
1.	◆ Bobby Hurley, 1990-93 [1]	140	1,076	7.7
2.	Chris Duhon, 2001-04 [6]	144	819	5.7
3.	Tommy Amaker, 1984-87 [12]	138	708	5.1
4.	Jason Williams, 2000-02 [19]	108	644	6.0
5.	Quin Snyder, 1986-89	136	575	4.2
6.	Johnny Dawkins, 1983-86	133	555	4.2
7.	Danny Ferry, 1986-89	143	506	3.5
8.	Steve Wojciechowski, 1995-98	128	505	3.9
9.	Grant Hill, 1991-94	129	461	3.6
10.	Jeff Capel, 1994-97	129	433	3.4

Active, Career: Greg Paulus - 187
 Coach K Era, Career: Bobby Hurley - 1,076
 ACC Play, Career: Bobby Hurley - 456
 Postseason, Career: Bobby Hurley - 203
 ACC Tournament, Career: Jason Williams - 60
 NCAA Tournament, Career: Bobby Hurley - 145
 Cameron Indoor Stadium, Career: Bobby Hurley - 481

Assists Per Game

Rk	Name, Years	G	Ast	Avg
1.	Bobby Hurley, 1990-93 [2]	140	1,076	7.7
2.	Jason Williams, 2000-02 [15]	108	644	6.0
3.	Chris Duhon, 2001-04 [17]	144	819	5.7
4.	Tommy Amaker, 1984-87	138	708	5.1
5.	Quin Snyder, 1986-89	136	575	4.23
6.	Johnny Dawkins, 1983-86	133	555	4.17
7.	Danny Ferry, 1986-89	143	506	3.5
8.	Steve Wojciechowski, 1995-98	128	505	3.9
9.	Grant Hill, 1991-94	129	461	3.6
10.	Jeff Capel, 1994-97	129	433	3.4


Blocked Shots

Rk	Name, Years	G	Blk	Avg
1.	Shelden Williams, 2003-06 [5]	139	422	3.0
2.	Mike Gminski, 1977-80 [6]	122	345	2.8
3.	Shane Battier, 1998-2001 [12]	146	254	1.7
4.	Cherokee Parks, 1992-95 [16]	131	230	1.8
5.	Christian Laettner, 1989-92	148	145	1.0
6.	Grant Hill, 1991-94	129	133	1.0
7.	Shavlik Randolph, 2003-05	92	129	1.4
8.	Casey Sanders, 2000-03	124	120	1.0
9.	Chris Carrawell, 1997-2000	136	114	0.8
10.	Elton Brand, 1998-99	60	113	1.9

Active, Career: Josh McRoberts - 46
 Coach K Era, Career: Shelden Williams - 422
 ACC Play, Career: Shelden Williams - 199
 Postseason, Career: Shane Battier - 56
 ACC Tournament, Career: Shelden Williams - 33
 NCAA Tournament, Career: Shane Battier - 42
 Cameron Indoor Stadium, Career: Shelden Williams - 215

Blocked Shots Per Game

Rk	Name, Years	G	Blk	Avg
1.	Shelden Williams, 2003-06 [6]	139	422	3.04
2.	Mike Gminski, 1977-80 [8]	122	345	2.83
3.	Elton Brand, 1988-99 [18]	60	113	1.88
4.	Cherokee Parks, 1992-95 [24]	131	230	1.76
5.	Shane Battier, 1998-2001 [25]	146	254	1.74
6.	Shavlik Randolph, 2003-05	92	129	1.40
7.	Grant Hill, 1991-94	129	133	1.03
8.	Christian Laettner, 1989-92	148	145	0.98
9.	Casey Sanders, 2000-03	124	120	0.97
10.	Greg Newton, 1994-97	107	101	0.94



Grant Hill



Bobby Hurley



Christian Laettner

Career Records

Steals

Rk	Name, Years	G	St	Avg
1.	Chris Duhon, 2001-04 [4]	144	301	2.1
2.	Shane Battier, 1998-2001 [6]	146	266	1.8
3.	Tommy Amaker, 1984-87 [7]	138	259	1.9
4.	Jim Spanarkel, 1976-79 [8]	114	253	2.2
5.	Christian Laettner, 1989-92 [11]	148	243	1.6
6.	Jason Williams, 2000-02 [15]	108	235	2.2
7.	Grant Hill, 1991-94 [21]	129	218	1.7
8.	Steve Wojciechowski, 1995-98	128	203	1.6
9.	Bobby Hurley, 1990-93	140	202	1.4
10.	Thomas Hill, 1990-93	141	194	1.4
	Sean Dockery, 2003-06	133	194	1.5

Active, Career: Greg Paulus - 54

Coach K Era, Career: Chris Duhon - 301

ACC Play, Career: Shane Battier - 117

Postseason, Career: Christian Laettner - 63

ACC Tournament, Career: Christian Laettner - 31

NCAA Tournament, Career: Grant Hill - 39

Cameron Indoor Stadium, Career: Chris Duhon - 136

Steals Per Game

Rk	Name, Years	G	St	Avg
1.	Jim Spanarkel, 1976-79 [13]	114	253	2.22
2.	Jason Williams, 2000-02 [15]	108	235	2.18
3.	Chris Duhon, 2001-04 [16]	144	301	2.09
4.	Tommy Amaker, 1984-87 [25]	138	259	1.88
5.	Shane Battier, 1998-2001	146	266	1.82
6.	Grant Hill, 1991-94	129	218	1.69
7.	Christian Laettner, 1989-92	148	243	1.64
8.	Mike Dunleavy, 2000-02	104	166	1.60
9.	Steve Wojciechowski, 1995-98	128	203	1.59
10.	Sean Dockery, 2003-06	133	194	1.46

Turnovers

Rk	Name, Years	TO
1.	Bobby Hurley, 1990-93	534
2.	Jason Williams, 2000-02	424
3.	Johnny Dawkins, 1983-86	414
4.	Gene Banks, 1978-81	399
5.	Christian Laettner, 1989-92	398
6.	Danny Ferry, 1986-89	396
7.	Chris Duhon, 2001-04	355
8.	Tommy Amaker, 1984-87	336
9.	Jeff Capel, 1994-97	328
10.	David Henderson, 1983-86	327

Charges Taken

Rk	Name, Years	No
1.	Shane Battier, 1998-2001	111
2.	Billy King, 1985-88	63
3.	Bobby Hurley, 1990-93	56
4.	Danny Ferry, 1986-89	53
5.	David Henderson, 1983-86	51

Personal Fouls

Rk	Name, Years	PF
1.	Shelden Williams, 2003-06	432
2.	Christian Laettner, 1989-92	425
3.	Danny Ferry, 1986-89	394
4.	Mark Alarie, 1983-86	387
5.	Kenny Dennard, 1978-81	383
6.	Jay Bilas, 1983-86	379
7.	Daniel Ewing, 2002-05	365
8.	Ronnie Mayer, 1953-56	345
9.	Quin Snyder, 1986-89	341
10.	Gene Banks, 1978-81	337

Times Disqualified (Fouls)

Rk	Name, Years	DQ
1.	Willie Hodge, 1973-76	25
	Kenny Dennard, 1978-81	25
3.	Dick Groat, 1950-52	24
4.	Ronnie Mayer, 1953-56	22
5.	Junior Morgan, 1954-56	20
6.	Kevin Billeman, 1973-75	19
	Dan Meager, 1983-85	19
8.	Mark Alarie, 1983-86	17
	Jay Bilas, 1983-86	17
10.	Shelden Williams, 2003-06	16

Games Played

Rk	Name, Years	GP
1.	Christian Laettner, 1989-92	148
2.	Greg Koubek, 1988-91	147
3.	Shane Battier, 1998-2001	146
4.	Chris Duhon, 2001-04	144
5.	Danny Ferry, 1986-89	143
6.	Brian Davis, 1989-92	141
	Thomas Hill, 1990-93	141
8.	Bobby Hurley, 1990-93	140
9.	J.J. Redick, 2003-06	139
	Shelden Williams, 2003-06	139

Consecutive Games Played

1.	Chris Duhon, 2001-04	144
2.	J.J. Redick, 2003-06	139
	Shelden Williams, 2003-06	139
4.	Tommy Amaker, 1984-87	138
	Daniel Ewing, 2002-05	138
6.	Mark Alarie, 1983-86	133
	Johnny Dawkins, 1983-86	133
	Thomas Hill, 1990-93	133
9.	Chris Carrawell, 1996-00	129
10.	Cherokee Parks, 1992-95	128

Games Started

Rk	Name, Years	GS
1.	Bobby Hurley, 1990-93	139
2.	Tommy Amaker, 1984-87	138
3.	J.J. Redick, 2003-06	134
4.	Mark Alarie, 1983-86	133
	Johnny Dawkins, 1983-86	133
6.	Trajan Langdon, 1995-99	129
7.	Christian Laettner, 1989-92	128
	Shelden Williams, 2003-06	128
9.	Danny Ferry, 1986-89	123
10.	Mike Gminski, 1977-80	121

Consecutive Games Started

Rk	Name, Years	No
1.	Tommy Amaker, 1984-87	138
2.	Mark Alarie, 1983-86	133
	Johnny Dawkins, 1983-86	133

Minutes Played

Rk	Name, Years	Min
1.	Chris Duhon, 2001-04 [1]	4,813
2.	Bobby Hurley, 1990-93 [2]	4,802
3.	Johnny Dawkins, 1983-86 [3]	4,749
4.	J.J. Redick, 2003-06 [4]	4,732
5.	Tommy Amaker, 1984-87 [5]	4,666
6.	Shane Battier, 1998-2001 [15]	4,337
7.	Danny Ferry, 1986-89 [18]	4,307
8.	Gene Banks, 1978-81	4,285
9.	Mike Gminski, 1977-80	4,157
10.	Christian Laettner, 1989-92	4,048

Most Overall Victories

Rk	Name, Years	W
1.	◆ Shane Battier, 1998-01 [1]	131
2.	Chris Duhon, 2001-04 [2]	123
3.	Christian Laettner, 1989-92 [3]	122
4.	Danny Ferry, 1986-89 [4]	117
	Nate James, 1997-01 [4]	117
6.	Greg Koubek, 1988-91 [6]	116
	Brian Davis, 1989-92 [6]	116
	Thomas Hill, 1990-93 [6]	116
	Chris Carrawell, 1997-00 [6]	116
	J.J. Redick, 2003-06 [6]	116
	Shelden Williams, 2003-06 [6]	116
12.	Bobby Hurley, 1990-93 [12]	115
	Daniel Ewing, 2002-05 [12]	115

Victories count if player saw action in game

Most ACC Victories

Rk	Name, Years	W
1.	▲ Shane Battier, 1998-01 [1]	70
2.	Chris Carrawell, 1997-00 [2]	66
3.	Chris Duhon, 2001-04 [3]	62
4.	Nate James, 1997-01 [4]	61
5.	J.J. Redick, 2003-06 [5]	60
	Shelden Williams, 2003-06 [5]	60
7.	Nick Horvath, 2000-04 [6]	59
	Daniel Ewing, 2002-05 [6]	59
9.	Casey Sanders, 2000-03	58
10.	Antonio Lang, 1991-94	51
	Christian Laettner, 1989-92	51

Victories count if player saw action in game; includes ACC Tournament games

Highest Winning Pct. (Minimum 100 Games Played)

Rk	Name, Years	GP	W	L	Pct
1.	Shane Battier, 1998-01	146	131	15	.897
2.	Casey Sanders, 2000-03	124	111	13	.895
3.	Mike Dunleavy, 2000-02	104	92	12	.885
4.	Jason Williams, 2000-02	108	95	13	.880
5.	Carlos Boozer, 2000-02	101	88	13	.871
6.	Nate James, 1997-01	135	117	18	.867
7.	Nick Horvath, 2000-04	133	115	18	.865
8.	Chris Duhon, 2001-04	144	123	21	.854
9.	Chris Carrawell, 1997-00	136	116	20	.853
10.	Marty Clark, 1991-94	122	104	18	.852

Highest Winning Pct. (Minimum 50 Games Played)

Rk	Name, Years	GP	W	L	Pct
1.	J.D. Simpson, 1998-01	80	78	2	.975
2.	Andre Buckner, 2000-03	84	80	4	.952
3.	Chris Burgess, 1988-99	75	69	6	.920
4.	William Avery, 1998-99	74	68	6	.919
5.	Elton Brand, 1998-99	60	55	5	.917
6.	Shane Battier, 1998-01	146	131	15	.897
7.	Clay Buckley, 1988-91	86	77	9	.8953
	Casey Sanders, 2000-03	124	111	13	.8952
9.	Mike Dunleavy, 2000-02	104	92	12	.885
	Patrick Johnson, 2003-06	52	46	6	.885

Highest Winning Pct. (Minimum 100 Games Started)

Rk	Name, Years	GS	W	L	Pct
1.	Shane Battier, 1998-01	120	108	12	.900
2.	Jason Williams, 2000-02	108	95	13	.880
3.	Chris Duhon, 2001-04	113	96	17	.850
4.	Shelden Williams, 2003-06	128	108	20	.844
5.	J.J. Redick, 2003-06	134	111	23	.828
6.	Grant Hill, 1991-94	115	95	20	.826
7.	Christian Laettner, 1989-92	128	105	23	.820
	Bobby Hurley, 1990-93	139	114	25	.820
9.	Danny Ferry, 1986-89	123	98	25	.797
10.	Trajan Langdon, 1995-99	129	97	32	.752

Highest Winning Pct. (Minimum 50 Games Started)

Rk	Name, Years	GS	W	L	Pct
1.	Elton Brand, 1998-99	55	50	5	.909
2.	Shane Battier, 1998-01	120	108	12	.900
3.	Mike Dunleavy, 2000-02	76	68	8	.895
4.	Carlos Boozer, 2000-02	93	82	11	.882
5.	Jason Williams, 2000-02	108	95	13	.880
6.	Sean Dockery, 2003-06	56	49	7	.875
7.	Chris Carraell, 1997-00	95	83	12	.874
8.	Nate James, 1997-01	63	54	9	.857
9.	Chris Duhon, 2001-04	113	96	17	.850
10.	Shelden Williams, 2003-06	128	108	20	.844

Triple-Doubles

Rk	Name, Years	No
1.	Art Heyman, 1961-63 <i>vs. Virginia, 2/28/1963 (21 points, 18 rebounds, 10 assists)</i>	1
	Gene Banks, 1978-81 <i>vs. Lehigh, 1/9/1978 (13 points, 12 rebounds, 11 assists)</i>	1
	Shelden Williams, 2003-06 <i>vs. Maryland, 1/11/2006 (19 points, 11 rebounds, 10 blocked shots)</i>	1

Double-Doubles

Rk	Name, Years	No
1.	Mike Gminski, 1977-80	63
2.	Shelden Williams, 2003-06	59
3.	Randy Denton, 1969-71	58
4.	Mike Lewis, 1966-68	52
5.	Art Heyman, 1961-63	46
6.	Christian Laettner, 1989-92	42
7.	Bob Fleischer, 1973-75	40
8.	Carroll Youngkin, 1959-61	38
9.	Gene Banks, 1978-81	37
10.	Jeff Mullins, 1962-64	34

Consecutive Double-Doubles

Rk	Name, Years	No
1.	Mike Lewis, 3/13/1967-2/20/1968	21
2.	Bob Fleischer, 2/13/1974-12/28/1974	13
3.	Art Heyman, 3/3/1961-12/16/1961	9
4.	Randy Denton, 1/11/1969-2/12/1969	8
5.	Mike Gminski, 3/1/1978-3/19/1978	6
	Mike Gminski, 1/23/1980-2/10/1980	6
	Shelden Williams, 2/19/06-3/10/06	6
8.	7X, last by Shelden Williams, 1/22/05-2/5/05	5

Consecutive Field Goals Made

Rk	Name, Years	No
1.	▲ Alaa Abdelnaby (Jr.), 1989	20

Consecutive Free Throws Made

Rk	Name, Years	No
1.	▲ J.J. Redick (So.), 2003-04 [1]	54
2.	J.J. Redick (Fr.), 2002-03 [4]	43
3.	Christian Laettner (Sr.), 1991-92	35
4.	Trajan Langdon (Jr.), 1997-98	29
5.	Shane Battier (Sr.), 2000-01	27

Double-Figure Scoring Games

Rk	Name, Years	No
1.	Johnny Dawkins, 1983-86	129
2.	J.J. Redick, 2003-06	122
3.	Mark Alarie, 1983-86	118
	Christian Laettner, 1989-92	118
5.	Mike Gminski, 1977-80	111
	Grant Hill, 1991-94	111
7.	Trajan Langdon, 1995-99	108
8.	Gene Banks, 1978-81	107
9.	Danny Ferry, 1986-99	105
10.	Jim Spanarkel, 1976-79	103

Consecutive Double-Figure Scoring Games

Rk	Name, Years	No
1.	Jeff Mullins, 12/1/1961-3/21/1964	86
2.	Dick Groat, 1/7/1950-3/8/1952	74
3.	Danny Ferry, 12/3/1989-4/1/1989	68
4.	Johnny Dawkins, 2/26/1983-1/14/1985	51
5.	Christian Laettner, 2/16/1991-3/28/1992	46
6.	Art Heyman, 12/3/60-1/30/1962	40
7.	Mike Gminski, 1/9/1978-2/3/1979	39
8.	Art Heyman, 2/10/1962-3/23/1963	38
	J.J. Redick, 3/20/2005-3/23/2006	38
9.	Mark Alarie, 12/18/1985-3/31/1986	32
10.	Johnny Dawkins, 12/28/1985-3/31/1986	31
	Shane Battier, 12/9/2000-4/2/2001	31



Randy Denton

Most 20-20 Games (Points-Rebounds)

Rk	Name, Years	No
1.	Randy Denton, 1969-71	6
2.	Mike Lewis, 1966-68	4
3.	Art Heyman, 1961-63	3
4.	Carroll Youngkin, 1959-61	1
	Elton Brand, 1998-99	1

Most 20-Point Games

Rk	Name, Years	No
1.	J.J. Redick, 2003-06	70
2.	Mike Gminski, 1977-80	64
3.	Art Heyman, 1961-63	63
4.	Johnny Dawkins, 1983-86	60
5.	Jeff Mullins, 1962-64	56
6.	Dick Groat, 1950-52	54
7.	Bob Verga, 1965-67	49
	Jim Spanarkel, 1976-79	49
	Christian Laettner, 1989-92	49
10.	Jason Williams, 2000-02	47

Most 30-Point Games

Rk	Name, Years	No
1.	J.J. Redick, 2003-06	20
2.	Art Heyman, 1961-63	19
3.	Dick Groat, 1950-52	18
4.	Bob Verga, 1965-67	12
5.	Randy Denton, 1969-71	11
6.	Ronnie Mayer, 1954-56	10
	Mike Lewis, 1966-68	10
	Jason Williams, 2000-02	10
9.	Jeff Mullins, 1962-64	9
10.	Tate Armstrong, 1974-77	8

Most 40-Point Games

Rk	Name, Years	No
1.	Dick Groat, 1950-52	3
	J.J. Redick, 2003-06	3
3.	Tate Armstrong, 1974-77	2
4.	Art Heyman, 1961-63	1
	Jeff Mullins, 1962-64	1
	Bob Verga, 1965-67	1
	Danny Ferry, 1986-89	1



Mike Gminski

Most 15-Rebound Games

Rk	Name, Years	No
1.	Mike Lewis, 1966-68	30
2.	Randy Denton, 1969-71	27
3.	Mike Gminski, 1977-80	17
4.	Bob Fleischer, 1973-75	15
5.	Shelden Williams, 2003-06	14
6.	Art Heyman, 1961-63	13
7.	Carroll Youngkin, 1959-61	12
8.	Jay Buckley, 1962-64	10
	Alan Shaw, 1971-73	10
10.	Jack Marin, 1964-66	9

Most 20-Rebound Games

Rk	Name, Years	No
1.	Mike Lewis, 1966-68	8
	Randy Denton, 1969-71	8
3.	Art Heyman, 1961-63	3
4.	Carroll Youngkin, 1959-61	1
	Jack Marin, 1964-66	1
	Cherokee Parks, 1992-95	1
	Elton Brand, 1998-99	1

Most 10-Assist Games

Rk	Name, Years	No
1.	Bobby Hurley, 1990-93	33
2.	Jason Williams, 2000-02	14
3.	Chris Duhon, 2001-04	12
4.	Tommy Amaker, 1984-87	7
	Quin Snyder, 1986-89	7
6.	Dick DeVenzio, 1969-71	5
7.	Bob Bender, 1978-80	2
	Steve Wojciechowski, 1995-98	2
	William Avery, 1998-99	2
10.	14 tied	1

Most 5-Blocked Shots Games

Rk	Name, Years	No
1.	Shelden Williams, 2003-06	32
2.	Mike Gminski, 1977-80	20
3.	Cherokee Parks, 1992-95	8
4.	Shane Battier, 1999-02	6
5.	Antonio Lang, 1991-94	4
6.	Elton Brand, 1998-99	3
	Casey Sanders, 2000-03	3
8.	Grant Hill, 1991-94	2
9.	Seven tied	1

▶ - Active Players
 ◆ - NCAA Record; ▲ - ACC Record
 [#] - ACC All-Time Career Leaders In Parentheses

RECORDS

Season Records

Points

Rk	Name, Year	G	Pts	Avg
1.	J.J. Redick (Sr.), 2006 [2]	36	964	26.8
2.	Jason Williams (So.), 2001 [7]	39	841	21.6
3.	Dick Groat (Sr.), 1951	33	831	25.2
4.	Johnny Dawkins (Sr.), 1986	40	809	20.2
5.	Danny Ferry (Sr.), 1989	35	791	22.6
6.	Dick Groat (Sr.), 1952	30	780	26.0
7.	Shane Battier (Sr.), 2001	39	778	19.9
8.	Christian Laettner (Sr.), 1991	39	771	19.8
9.	Christian Laettner (Sr.), 1992	35	751	21.5
10.	Jeff Mullins (Sr.), 1964	31	750	24.2
11.	Art Heyman (Sr.), 1963	30	747	24.9
12.	Jason Williams (Sr.), 2002	35	746	21.3
13.	J.J. Redick (Sr.), 2005	33	721	21.8
14.	Jim Spanarkel (Sr.), 1978	34	708	20.8
15.	Bob Verga (Sr.), 1967	27	705	26.1
16.	Mike Gminski (Sr.), 1980	33	704	21.3
17.	Elton Brand (So.), 1999	39	691	17.7
18.	Mark Alarie (Sr.), 1986	40	686	17.2
19.	Phil Henderson (Sr.), 1990	37	683	18.5
20.	Shelden Williams (Sr.), 2006	36	677	18.8

Active, Season: Josh McRoberts - 312

Coach K Era, Season: J.J. Redick, 2006 - 964

ACC Play, Season: J.J. Redick, 2006 - 470

Postseason, Season: Johnny Dawkins, 1986 - 213

ACC Tournament, Season: Art Heyman, 1961 - 80

NCAA Tournament, Season: Jason Williams, 2001 - 154

Freshman, Season: Gene Banks, 1978 - 581

Sophomore, Season: Jason Williams, 2001 - 841

Junior, Season: Dick Groat, 1951 - 831

Senior, Season: J.J. Redick, 2006 - 964

Cameron Indoor Stadium, Season: J.J. Redick, 2006 - 390

Scoring Average

Rk	Name, Year	G	Pts	Avg
1.	J.J. Redick (Sr.), 2006	36	964	26.8
2.	Bob Verga (Sr.), 1967	27	705	26.1
3.	Dick Groat (Sr.), 1952	30	780	26.0
4.	Art Heyman (Sr.), 1962	24	608	25.3
5.	Dick Groat (Sr.), 1951	33	831	25.18
6.	Art Heyman (So.), 1961	25	629	25.16
7.	Art Heyman (Sr.), 1963	30	747	24.9
8.	Tate Armstrong (Sr.), 1976	27	654	24.22
9.	Jeff Mullins (Sr.), 1964	31	750	24.19
10.	Danny Ferry (Sr.), 1989	35	791	22.6
11.	Ronnie Mayer (Sr.), 1956	25	553	22.1
12.	J.J. Redick (Sr.), 2005	33	721	21.8
13.	Mike Lewis (Sr.), 1968	28	608	21.71
14.	Ronnie Mayer (Sr.), 1955	28	607	21.68
15.	Jason Williams (So.), 2001	39	841	21.6
16.	Randy Denton (Sr.), 1970	26	560	21.54
17.	Christian Laettner (Sr.), 1992	35	751	21.46
18.	Bob Verga (So.), 1965	25	534	21.4
19.	Mike Gminski (Sr.), 1980	33	704	21.33
20.	Jason Williams (Sr.), 2002	35	746	21.31

Minimum 20 games played

Field Goals Made

Rk	Name, Year	FG
1.	Johnny Dawkins (Sr.), 1986 [4]	331
2.	J.J. Redick (Sr.), 2006	302
3.	Jeff Mullins (Sr.), 1964	300
	Danny Ferry (Sr.), 1989	300
5.	Dick Groat (Sr.), 1952	288
6.	Dick Groat (Sr.), 1951	285
	Jason Williams (So.), 2001	285
8.	Bob Verga (Sr.), 1967	283
9.	Christian Laettner (Sr.), 1991	271
10.	Art Heyman (Sr.), 1963	265
	Tate Armstrong (Sr.), 1976	265

Field Goal Attempts

Rk	Name, Year	FGA
1.	Dick Groat (Sr.), 1951	713
2.	Dick Groat (Sr.), 1952	700
3.	J.J. Redick (Sr.), 2006	643
4.	Bob Verga (Sr.), 1967	614
5.	Jeff Mullins (Sr.), 1964	613
6.	Johnny Dawkins (Sr.), 1986	603
	Jason Williams (So.), 2001	603
8.	Art Heyman (Sr.), 1963	586
9.	Danny Ferry (Sr.), 1989	575
10.	Johnny Dawkins (So.), 1984	547

Field Goal Pct.

Rk	Name, Year	FG	FGA	Pct
1.	Christian Laettner (Sr.), 1989	115	159	.723
2.	Carlos Boozer (Sr.), 2002 [4]	230	346	.665
3.	Cherokee Parks (So.), 1993 [7]	161	247	.652
4.	Alaa Abdelnaby (Sr.), 1989	123	194	.634
5.	Erik Meek (Sr.), 1995	118	190	.621
6.	Elton Brand (So.), 1999	255	411	.6204
	Bob Fleischer (Sr.), 1975	178	287	.6202
	Alaa Abdelnaby (Sr.), 1990	217	350	.6200
9.	Carlos Boozer (Sr.), 2000	164	267	.614
10.	Grant Hill (So.), 1992	182	298	.611

Minimum 100 field goals made

3-Point Field Goals Made

Rk	Name, Year	3FG
1.	J.J. Redick (Sr.), 2006 [1]	139
2.	Jason Williams (So.), 2001 [3]	132
3.	Shane Battier (Sr.), 2001 [5]	124
4.	J.J. Redick (Sr.), 2005 [6]	121
5.	Trajan Langdon (Sr.), 1999	112
6.	Jason Williams (Sr.), 2002	108
7.	J.J. Redick (So.), 2004	102
8.	J.J. Redick (Sr.), 2003	95
9.	Bobby Hurley (Sr.), 1993	88
	Mike Dunleavy (Sr.), 2002	88

3-Point Field Goal Attempts

Rk	Name, Year	3FGA
1.	J.J. Redick (Sr.), 2006	330
2.	Jason Williams (So.), 2001	309
3.	J.J. Redick (Sr.), 2005	300
4.	Shane Battier (Sr.), 2001	296
5.	Jason Williams (Sr.), 2002	282
6.	J.J. Redick (So.), 2004	258
7.	Trajan Langdon (Sr.), 1999	254
8.	J.J. Redick (Sr.), 2003	238
9.	Mike Dunleavy (Sr.), 2002	233
10.	Jeff Capel (Sr.), 1996	221

3-Point Field Goal Pct.

Rk	Name, Year	FG	FGA	Pct
1.	Christian Laettner (Sr.), 1992 [1]	54	97	.557
2.	Chip Engelland (Sr.), 1983	41	74	.554
3.	Jeff Capel (So.), 1995	63	137	.460
4.	Quin Snyder (Sr.), 1988	41	92	.446
5.	Shane Battier (Sr.), 2000	79	178	.444
6.	Chris Collins (Sr.), 1996	79	179	.4413
7.	Trajan Langdon (So.), 1997	86	195	.4410
8.	Trajan Langdon (Sr.), 1999	112	254	.4409
9.	Jeff Capel (Sr.), 1997	52	119	.437
10.	Chris Collins (Sr.), 1993	37	85	.435

Minimum 35 three-point field goals made

Free Throws Made

Rk	Name, Year	FT
1.	Dick Groat (Sr.), 1951	261
2.	Christian Laettner (So.), 1990 [8]	225
3.	J.J. Redick (Sr.), 2006 [10]	221
4.	Jim Spanarkel (Sr.), 1978	220
5.	Art Heyman (Sr.), 1963	217
6.	Christian Laettner (Sr.), 1991	211
7.	Dick Groat (Sr.), 1952	204
8.	Shelden Williams (Sr.), 2006	201
9.	J.J. Redick (Sr.), 2005	196
10.	Christian Laettner (Sr.), 1992	189

Free Throw Attempts

Rk	Name, Year	FTA
1.	Dick Groat (Sr.), 1951	331
2.	Art Heyman (Sr.), 1963	314
3.	Dick Groat (Sr.), 1952	281
4.	Art Heyman (Sr.), 1962	276
5.	Shelden Williams (Sr.), 2006	270
6.	Christian Laettner (So.), 1990	269
7.	Art Heyman (So.), 1961	263
	Christian Laettner (Sr.), 1991	263
9.	Elton Brand (So.), 1999	256
	J.J. Redick (Sr.), 2006	256

Free Throw Pct.

Rk	Name, Year	FT	FTA	Pct
1.	J.J. Redick (So.), 2004 [1]	143	150	.953
2.	J.J. Redick (Sr.), 2005 [2]	196	209	.938
3.	J.J. Redick ((Fr.), 2003 [3]	102	111	.919
4.	Trajan Langdon (So.), 1997 [10]	113	126	.897
5.	Trajan Langdon (Sr.), 1998	101	114	.886
6.	J.J. Redick (Sr.), 2006	221	256	.8633
7.	Jim Spanarkel (Sr.), 1978	220	255	.8627
8.	Chris Redding (Sr.), 1973	124	147	.844
9.	Trajan Langdon (Sr.), 1999	128	152	.842
10.	Mike Gminski (Sr.), 1980	180	214	.8411

Minimum 100 free throws made

Rebounds

Rk	Name, Year	G	Reb	Avg
1.	Bernie Janicki (So.), 1952	30	476	15.9
2.	Mike Lewis (Sr.), 1968	28	402	14.4
3.	Randy Denton (Sr.), 1971	30	385	12.8
4.	Shelden Williams (Sr.), 2006	36	384	10.7
5.	Elton Brand (So.), 1999	39	382	9.8
6.	Shelden Williams (Sr.), 2005	33	369	11.2
7.	Christian Laettner (So.), 1990	38	364	9.6
8.	Mike Gminski (Sr.), 1980	33	359	10.9
9.	Randy Denton (So.), 1969	28	358	12.8
10.	Ronnie Mayer (Sr.), 1955	28	348	12.4
11.	Christian Laettner (Sr.), 1991	39	340	8.7
12.	Mike Lewis (So.), 1966	30	329	11.0
13.	Randy Denton (Sr.), 1970	26	324	12.5
	Art Heyman (Sr.), 1963	30	324	10.8
15.	Bob Fleischer (Sr.), 1974	26	323	12.4
16.	Mike Lewis (Sr.), 1967	26	320	12.3
17.	Mike Gminski (So.), 1978	32	319	10.0
18.	Shelden Williams (So.), 2004	37	314	8.5
19.	Alan Shaw (Sr.), 1972	26	308	11.8
20.	Carlos Boozer (Sr.), 2002	35	303	8.7

Active, Season: Josh McRoberts, 2006 - 189

Coach K Era, Season: Shelden Williams, 2006 - 384

ACC Play, Season: Mike Lewis, 1968 - 241

Postseason, Season: Jay Buckley, 1963 - 93

ACC Tournament, Season: Carroll Youngkin, 1961 - 48

NCAA Tournament, Season: Shane Battier, 2001 - 61

Freshman, Season: Gene Banks, 1978 - 292

Sophomore, Season: Bernie Janicki, 1952 - 476

Junior, Season: Shelden Williams, 2005 - 369

Senior, Season: Mike Lewis, 1968 - 402

Cameron Indoor Stadium, Season: Shelden Williams, 2005 - 190

Rebound Average

Rk	Name, Year	G	Reb	Avg
1.	Bernie Janicki (So.), 1952	30	476	15.9
2.	Mike Lewis (Sr.), 1968	28	402	14.4
3.	Randy Denton (Sr.), 1971	30	385	12.83
4.	Randy Denton (So.), 1969	28	358	12.79
5.	Randy Denton (Sr.), 1970	26	324	12.5
6.	Ronnie Mayer (Sr.), 1955	28	348	12.43
7.	Bob Fleischer (Sr.), 1974	26	323	12.42
8.	Mike Lewis (Sr.), 1967	26	320	12.3
9.	Alan Shaw (Sr.), 1972	26	308	11.8
10.	Jim Newcome (Sr.), 1957	24	273	11.4

RECORDS

Assists

Rk	Name, Year	G	Ast	Avg
1.	Bobby Hurley (So.), 1991 [3]	39	289	7.4
2.	Bobby Hurley (Fr.), 1990 [4]	38	288	7.6
3.	Bobby Hurley (Sr.), 1993	32	262	8.2
4.	Tommy Amaker (Jr.), 1986	40	241	6.0
5.	Bobby Hurley (Jr.), 1992	31	237	7.6
	Jason Williams (So.), 2001	39	237	6.1
7.	Dick Groat (Sr.), 1952	30	229	7.6
8.	Chris Duhon (Sr.), 2004	37	225	6.1
9.	Quin Snyder (Sr.), 1989	36	223	6.2
10.	Jason Williams (Fr.), 2000	34	220	6.5
11.	Chris Duhon (Jr.), 2003	33	212	6.4
12.	Chris Duhon (So.), 2002	35	208	5.9
13.	Quin Snyder (Jr.), 1988	35	198	5.6
14.	William Avery (So.), 1999	39	196	5.0
15.	Jason Williams (Fr.), 2002	35	187	5.3
	► Greg Paulus (Fr.), 2006	36	187	5.2
17.	Tommy Amaker (So.), 1985	31	184	5.9
18.	Grant Hill (Sr.), 1994	34	176	5.2
19.	Steve Wojciechowski (Jr.), 1997	33	176	5.3
20.	Chris Duhon (Fr.), 2001	39	174	4.5

Active, Season: Greg Paulus, 2006 - 187

Coach K Era, Season: Bobby Hurley, 1991 - 289

ACC Play, Season: Bobby Hurley, 1993 - 127

Postseason, Season: Bobby Hurley, 1992 - 73

ACC Tournament, Season: Jason Williams, 2000 - 27

NCAA Tournament, Season: Bobby Hurley, 1992 - 47

Freshman, Season: Bobby Hurley, 1990 - 288

Sophomore, Season: Bobby Hurley, 1991 - 289


Junior, Season: Tommy Amaker, 1986 - 241

Senior, Season: Bobby Hurley, 1993 - 262

Cameron Indoor Stadium, Season: Bobby Hurley, 1993 - 137

Assists Per Game

Rk	Name, Years	G	Ast	Avg
1.	Bobby Hurley (Sr.), 1993 [6]	32	262	8.2
2.	Bobby Hurley (Jr.), 1992	31	237	7.65
3.	Dick Groat (Sr.), 1952	30	229	7.63
4.	Bobby Hurley (Fr.), 1990	38	288	7.58
5.	Bobby Hurley (So.), 1991	39	289	7.4
6.	Jason Williams (Fr.), 2000	34	220	6.5
7.	Chris Duhon (Jr.), 2003	33	212	6.4
8.	Quin Snyder (Sr.), 1989	36	223	6.2
9.	Chris Duhon (Sr.), 2004	37	225	6.081
10.	Jason Williams (So.), 2001	39	237	6.076



Quin Snyder

Blocked Shots

Rk	Name, Year	G	Blk	Avg
1.	Shelden Williams (Sr.), 2006 [4]	36	137	3.8
2.	Shelden Williams (Jr.), 2005 [8]	33	122	3.7
3.	Shelden Williams (So.), 2004	37	111	3.0
4.	Mike Gminski (Sr.), 1980	33	97	2.9
5.	Mike Gminski (So.), 1978	32	92	2.9
6.	Mike Gminski (Fr.), 1977	27	90	3.3
7.	Shane Battier (Sr.), 2001	39	88	2.3
8.	Elton Brand (So.), 1999	39	86	2.2
9.	Cherokee Parks (Jr.), 1994	34	76	2.2
10.	Shane Battier (Jr.), 2000	34	70	2.1
11.	Mike Gminski (Jr.), 1979	30	66	2.2
12.	Cherokee Parks (So.), 1993	32	64	2.0
13.	Shavlik Randolph (So.), 2004	37	61	1.6
14.	Cherokee Parks (Sr.), 1995	31	55	1.8
15.	Casey Sanders (Sr.), 2003	33	54	1.6
16.	Shane Battier (Fr.), 1998	36	53	1.5
17.	Shelden Williams (Fr.), 2003	33	52	1.6
18.	Alaa Abdelnaby (Sr.), 1990	38	48	1.3
	Greg Newton (Jr.), 1996	31	48	1.5
20.	► Josh McRoberts (Fr.), 2006	36	46	1.3

Active, Season: Josh McRoberts, 2006 - 46

Coach K Era, Season: Shelden Williams, 2006 - 137

ACC Play, Season: Shelden Williams, 2006 - 68

Postseason, Season: Cherokee Parks, 1994 - 28

ACC Tournament, Season: Shelden Williams, 2005 - 11

NCAA Tournament, Season: Cherokee Parks, 1994 - 18

Freshman, Season: Mike Gminski, 1977 - 90

Sophomore, Season: Shelden Williams, 2004 - 111


Junior, Season: Shelden Williams, 2005 - 122

Senior, Season: Shelden Williams, 2006 - 137

Cameron Indoor Stadium, Season: Shelden Williams, 2005 - 68

Blocked Shots Per Game

Rk	Name, Year	G	Blk	Avg
1.	Shelden Williams (Sr.), 2006	36	137	3.81
2.	Shelden Williams (Jr.), 2005	33	122	3.70
3.	Mike Gminski (Fr.), 1977	27	90	3.33
4.	Shelden Williams (So.), 2004	37	111	3.00
5.	Mike Gminski (Sr.), 1980	33	97	2.94
6.	Mike Gminski (So.), 1978	33	92	2.88
7.	Shane Battier (Sr.), 2001	39	88	2.26
8.	Cherokee Parks (Jr.), 1994	34	76	2.24
9.	Elton Brand (So.), 1999	39	86	2.21
10.	Mike Gminski (Jr.), 1979	30	66	2.20



Cherokee Parks

Steals

Rk	Name, Year	G	St	Avg
1.	Jim Spanarkel (Jr.), 1978 [8]	34	93	2.7
2.	Steve Wojciechowski (Jr.), 1997	33	82	2.5
	Shane Battier (Sr.), 2001	39	82	2.1
	Chris Duhon (So.), 2002	35	82	2.3
5.	Tommy Amaker (Jr.), 1986	40	81	2.0
	Jason Williams (Fr.), 2000	34	81	2.4
7.	Mike Dunleavy (Jr.), 2002	35	80	2.3
	Chris Duhon (Sr.), 2004	37	80	2.2
9.	Jason Williams (So.), 2001	39	78	2.0
10.	Chris Duhon (Fr.), 2001	39	77	2.0
11.	Jason Williams (Jr.), 2002	35	76	2.2
12.	Christian Laettner (Jr.), 1991	39	75	1.9
13.	Christian Laettner (Sr.), 1992	35	74	2.1
	Steve Wojciechowski (Sr.), 1998	36	74	2.1
15.	Quin Snyder (Sr.), 1989	36	73	2.0
16.	Jim Spanarkel (So.), 1977	27	69	2.6
17.	Shane Battier (Jr.), 2000	34	68	2.0
18.	Bobby Hurley (Fr.), 1990	38	67	1.8
19.	Shane Battier (So.), 1999	37	65	1.8
	Daniel Ewing (Sr.), 2005	33	65	2.0

Active, Season: Greg Paulus, 2006 - 56

Coach K Era, Season: 3x, last by Chris Duhon, 2002 - 82

ACC Play, Season: Chris Duhon, 2002 - 45

Postseason, Season: Christian Laettner, 1992 - 27

ACC Tournament, Season: Christian Laettner, 1992 - 14

NCAA Tournament, Season: Tommy Amaker, 1986 - 18

Freshman, Season: Jason Williams, 2000 - 81

Sophomore, Season: Chris Duhon, 2002 - 82


Junior, Season: Jim Spanarkel, 1978 - 93

Senior, Season: Shane Battier, 2001 - 82

Cameron Indoor Stadium, Season: Steve Wojciechowski, 1997 - 49

Steals Per Game

Rk	Name, Years	G	St	Avg
1.	Jim Spanarkel (Jr.), 1978	34	93	2.7
2.	Jim Spanarkel (So.), 1977	27	69	2.6
3.	Steve Wojciechowski (Jr.), 1997	33	82	2.48
4.	Grant Hill (Jr.), 1993	26	64	2.46
5.	Jason Williams (Fr.), 2000	34	81	2.4
6.	Chris Duhon (So.), 2002	35	81	2.34
7.	Mike Dunleavy (Jr.), 2002	35	80	2.29
8.	George Moses (Sr.), 1976	27	61	2.26
9.	Jason Williams (Jr.), 2002	35	76	2.17
10.	Chris Duhon (Sr.), 2004	37	80	2.16



Jason Williams

Season Records

Turnovers

Rk	Name, Years	TO
1.	Bobby Hurley (Fr.), 1990	166
2.	Jason Williams (So.) 2001	154
3.	Bobby Hurley (So.), 1991	151
4.	Jason Williams (Fr.), 2000	139
5.	Gene Banks (Fr.), 1978	134
6.	Jason Williams (Jr.), 2002	131
7.	Christian Laettner (Jr.), 1991	121
8.	►Greg Paulus (Fr.), 2006	118
9.	Jim Spanarkel (Jr.), 1978	117
10.	Christian Laettner (Sr.), 1992	116

Charges Taken

Rk	Name, Year	No
1.	Shane Battier (So.), 1999	36
2.	Shane Battier (Fr.), 1998	29
3.	Shane Battier (Sr.), 2001	26
4.	Dan Meagher (Sr.), 1985	25
	Billy King (Sr.), 1988	25
6.	Bobby Hurley (Fr.), 1990	24
7.	Dan Meagher (Jr.), 1984	22
	David Henderson (Sr.), 1986	22
	Danny Ferry (Sr.), 1989	22
	Shavlik Randolph (Jr.), 2005	22

Personal Fouls

Rk	Name, Year	PF
1.	Dick Groat (Jr.), 1951	128
2.	Christian Laettner (So.), 1990	120
	Shelden Williams (So.), 2004	120
4.	Mark Alarie (Sr.), 1986	119
	Danny Ferry (Fr.), 1986	119
6.	Dan Meagher (Jr.), 1984	118
7.	Shelden Williams (Sr.), 2006	114
8.	Junior Morgan (Jr.), 1955	113
9.	Kenny Dennard (Fr.), 1978	112
	Quin Snyder (Sr.), 1989	112

Times Disqualified (Fouls)

Rk	Name, Year	DQ
1.	Willie Hodge (Sr.), 1976	14
2.	Junior Morgan (Jr.), 1955	13
3.	Dick Groat (Jr.), 1951	10
	Dick Groat (Sr.), 1952	10
	Bill Riegel (Sr.), 1953	10
6.	Jim Kulpan (Sr.), 1951	9
	Ronnie Mayer (Jr.), 1955	9
	Willie Hodge (Jr.), 1975	9
	George Moses (Sr.), 1976	9
	Taymon Domzalski (Fr.), 1996	9

Games Played

Rk	Name, Year	GP
1.	◆Mark Alarie (Sr.), 1986 [1]	40
	◆Tommy Amaker (Jr.), 1986 [1]	40
	◆Johnny Dawkins (Sr.), 1986 [1]	40
	◆Danny Ferry (Fr.), 1986 [1]	40
	◆Billy King (So.), 1986 [1]	40
6.	16 players [6]	39

Games Started

Rk	Name, Year	GS
1.	◆Mark Alarie (Sr.), 1986 [1]	40
	◆Tommy Amaker (Jr.), 1986 [1]	40
	◆Johnny Dawkins (Sr.), 1986 [1]	40
4.	David Henderson (Sr.), 1986 [4]	39
	Bobby Hurley (So.), 1991 [4]	39
	Christian Laettner (Jr.), 1991 [4]	39
	William Avery (So.), 1999 [4]	39
	Chris Carrawell (Jr.), 1999 [4]	39
	Shane Battier (Sr.), 2001 [4]	39
	Mike Dunleavy (So.), 2001 [4]	39
	Jason Williams (So.), 2001 [4]	39

Minutes Played

Rk	Name, Year	Min
1.	Shane Battier (Sr.), 2001	1,363
2.	Bobby Hurley (So.), 1991	1,353
3.	J.J. Redick (Sr.), 2006	1,336
4.	Johnny Dawkins (Sr.), 1986	1,324
5.	Chris Duhon (Sr.), 2004	1,311
6.	Johnny Dawkins (So.), 1984	1,306
7.	Bobby Hurley (Fr.), 1990	1,268
8.	Jason Williams (So.), 2001	1,240
9.	Tommy Amaker (Fr.), 1984	1,235
10.	J.J. Redick (Jr.), 2005	1,231

Double-Figure Scoring Games

Rk	Name, Year	No
1.	Mark Alarie (Sr.), 1986	39
	Johnny Dawkins (Sr.), 1986	39
3.	Elton Brand (So.), 1999	38
4.	Christian Laettner (Jr.), 1991	37
5.	Shane Battier (Sr.), 2001	36
	Jason Williams (So.), 2001	36
	J.J. Redick (Sr.), 2006	36
8.	Danny Ferry (Sr.), 1989	35
9.	Johnny Dawkins (So.), 1984	34
	Danny Ferry (Jr.), 1988	34
	Alaa Abdelnaby (Sr.), 1990	34
	Phil Henderson (Sr.), 1990	34
	Christian Laettner (Sr.), 1992	34
	Shelden Williams (Sr.), 2006	34

Most 20-20 Games (Points-Rebounds)

Rk	Name, Year	No
1.	Mike Lewis (Sr.), 1968	3
	Randy Denton (Jr.), 1970	3
3.	Randy Denton (Sr.), 1971	2
4.	Carroll Youngkin (So.), 1959	1
	Art Heyman (So.), 1961	1
	Art Heyman (Jr.), 1962	1
	Art Heyman (Sr.), 1963	1
	Mike Lewis (Jr.), 1967	1
	Randy Denton (So.), 1969	1
	Elton Brand (So.), 1999	1

Most 20-Point Games

Rk	Name, Year	No
1.	Dick Groat (Jr.), 1951	28
	J.J. Redick (Sr.), 2006	28
3.	Johnny Dawkins (Sr.), 1986	26
4.	Jeff Mullins (Sr.), 1964	25
5.	Dick Groat (Sr.), 1952	24
	Art Heyman (Sr.), 1963	24
	Jason Williams (So.), 2001	24
8.	Bob Verga (Sr.), 1967	23
	Jim Spanarkel (Jr.), 1978	23
10.	Danny Ferry (Sr.), 1989	22
	Shane Battier (Sr.), 2001	22

Most 30-Point Games

Rk	Name, Year	No
1.	J.J. Redick (Sr.), 2006	14
2.	Bob Verga (Sr.), 1967	10
3.	Dick Groat (Jr.), 1951	9
	Dick Groat (Sr.), 1952	9
5.	Mike Lewis (Sr.), 1968	8
6.	Art Heyman (So.), 1961	7
	Art Heyman (Jr.), 1962	7
8.	Randy Denton (Jr.), 1970	6
	Tate Armstrong (Jr.), 1976	6
	Jason Williams (So.), 2001	6

Most 40-Point Games

Rk	Name, Year	No
1.	Dick Groat (Sr.), 1952	3
	J.J. Redick (Sr.), 2006	3
3.	Tate Armstrong (Jr.), 1976	2
4.	Art Heyman (Sr.), 1963	1
	Jeff Mullins (Sr.), 1964	1
	Bob Verga (Sr.), 1967	1
	Danny Ferry (Sr.), 1989	1

Most 15-Rebound Games

Rk	Name, Year	No
1.	Mike Lewis (Sr.), 1968	16
2.	Randy Denton (So.), 1969	9
	Randy Denton (Jr.), 1970	9
	Randy Denton (Sr.), 1971	9
	Alan Shaw (Jr.), 1972	9
6.	Mike Lewis (Jr.), 1967	8
7.	Bob Fleischer (Jr.), 1974	7
8.	Mike Lewis (So.), 1966	6
	Mike Gminski (Fr.), 1977	6
	Mike Gminski (Sr.), 1980	6
	Shelden Williams (Jr.), 2005	6
	Shelden Williams (Sr.), 2006	6

Most 20-Rebound Games

Rk	Name, Year	No
1.	Mike Lewis (Sr.), 1968	5
2.	Randy Denton (So.), 1969	3
	Randy Denton (Jr.), 1970	3
4.	Mike Lewis (So.), 1966	2
5.	Carroll Youngkin (So.), 1959	1
	Art Heyman (So.), 1961	1
	Art Heyman (Jr.), 1962	1
	Art Heyman (Sr.), 1963	1
	Jack Marin (Jr.), 1965	1
	Mike Lewis (Jr.), 1967	1
	Cherokee Parks (Jr.), 1994	1
	Elton Brand (So.), 1999	1

Most 10-Assist Games

Rk	Name, Year	No
1.	Bobby Hurley (Fr.), 1990	9
	Bobby Hurley (Jr.), 1992	9
3.	Bobby Hurley (Sr.), 1993	8
4.	Bobby Hurley (So.), 1991	7
	Jason Williams (Fr.), 2000	7
6.	Jason Williams (So.), 2001	5
7.	Dick DeVenzio (So.), 1969	4
	Quin Snyder (Sr.), 1989	4
	Chris Duhon (So.), 2002	4
	Chris Duhon (Jr.), 2003	4

Most 5-Blocked Shots Games

Rk	Name, Year	No
1.	Shelden Williams (Sr.), 2006	12
2.	Shelden Williams (Jr.), 2005	10
3.	Shelden Williams (So.), 2004	9
4.	Mike Gminski (So.), 1978	7
5.	Mike Gminski (Fr.), 1977	6
6.	Mike Gminski (Sr.), 1980	5
7.	Cherokee Parks (Jr.), 1994	4
8.	Cherokee Parks (So.), 1993	3
	Elton Brand (So.), 1999	3
	Shane Battier (Jr.), 2000	3
	Shane Battier (Sr.), 2001	3

► - Active Players

◆ - NCAA Record

[#] - ACC All-Time Career Leaders In Parentheses

Game Records

Points

Rk	Name vs. Opponent, Date	Pts
1.	Danny Ferry (Sr.) at Miami, 12/10/1988 [1]	58
2.	■ Dick Groat (Sr.) vs. North Carolina, 2/29/1952	48
3.	Dick Groat (Sr.) vs. George Washington, 2/2/1952	46
4.	Jeff Mullins (Sr.) vs. Villanova, 3/13/1964	43
5.	Tate Armstrong (Jr.) vs. Clemson, 2/25/1976	42
6.	Bob Verga (Sr.) vs. Ohio State, 12/29/1966	41
	J.J. Redick (Sr.) vs. Texas, 12/10/2005	41
	J.J. Redick (Sr.) at Georgetown, 1/21/2006	41
9.	Dick Groat (Sr.) at South Carolina, 2/23/1952	40
	Art Heyman (Sr.) vs. North Carolina, 2/23/1963	40
	Tate Armstrong (Jr.) vs. N.C. State, 2/18/1976	40
	J.J. Redick (Sr.) vs. Virginia, 1/28/2006	40
13.	Art Heyman (Jr.) at South Carolina, 12/13/1961	39
	Bob Verga (Sr.) at Wake Forest, 2/28/1967	39
	Gary Melchionni (Sr.) vs. Maryland, 2/3/1973	39
16.	Bill Reigel (Sr.) at Wake Forest, 2/12/1953	38
	Ronnie Mayer (Sr.) vs. Maryland, 1/14/1956	38
	Art Heyman (Jr.) vs. Maryland, 1/13/1962	38
	Bob Verga (Sr.) vs. Penn State, 1/3/1967	38
	Tate Armstrong (Jr.) at Virginia, 2/11/1976	38
	Jason Williams (Jr.) vs. Kentucky, 12/18/2001	38
	J.J. Redick (Jr.) vs. Wake Forest, 2/20/2005	38

Active, Game: Greg Paulus vs. Wake Forest, 3/11/2006 - 18
Coach K Era, Game: Danny Ferry at Miami, 12/10/1988 - 58
ACC Play, Game: Tate Armstrong vs. Clemson, 2/25/1976 - 42
Southern Conference Play, Game: Dick Groat vs. N. Carolina, 2/29/1952 - 48
Postseason, Game: Jeff Mullins vs. Villanova, 2/13/1964 - 43
ACC Tournament, Game: Bob Verga vs. Virginia, 3/9/1967; J.J. Redick vs. N.C. State, 3/12/2005 - 35
NCAA Tournament, Game: Jeff Mullins vs. Villanova, 2/13/1964 - 43
Cameron Indoor Stadium, Game: Dick Groat vs. N. Carolina, 2/29/1952 - 48
Freshman, Game: J.J. Redick vs. Virginia, 1/15/2003 - 34
Sophomore, Game: Bill Reigel at Wake Forest, 2/12/1953; Jason Williams vs. Kentucky, 12/18/2001 - 38
Junior, Game: Tate Armstrong vs. Clemson, 2/26/1976 - 42
Senior, Game: Danny Ferry at Miami, 12/10/1988 - 58
In a Season Opener: Art Heyman vs. Davidson, 12/1/1962 - 36
In a Conference Opener: Jim Spanarkel vs. Maryland, 1/4/1978; Danny Ferry vs. Wake Forest, 12/21/1988 - 33
Off the Bench: Grant Hill vs. BYU, 12/23/1992 - 27

Field Goals Made

Rk	Name vs. Opponent, Date	FG
1.	Danny Ferry (Sr.) at Miami, 12/10/1988 [2]	23
2.	■ Dick Groat (Sr.) vs. North Carolina, 2/29/1952	19
	Jeff Mullins (Sr.) vs. Villanova, 3/13/1964 [8]	19
4.	Jack Marin (Sr.) vs. Wake Forest, 1/15/1966	18
	Tate Armstrong (Jr.) vs. Clemson, 2/25/1976	18
6.	Gary Melchionni (Sr.) vs. Maryland, 2/3/1973	17
7.	Dick Groat (Sr.) vs. George Washington, 2/2/1952	16
	Dick Groat (Sr.) at South Carolina, 2/23/1952	16
	Art Heyman (Jr.) at South Carolina, 12/13/1961	16
	Bob Verga (Sr.) vs. Ohio State, 12/29/1966	16
	Bob Verga (Sr.) vs. Penn State, 1/3/1967	16
	Randy Denton (Jr.) at Clemson, 2/4/1970	16
	Randy Denton (Jr.) vs. Utah, 3/14/1970	16
	Vince Taylor (Sr.) vs. Clemson, 2/24/1982	16

Most Field Goals Made (No Misses)

Rk	Name vs. Opponent, Date	FG
1.	Carlos Boozer (So.) vs. Portland, 12/19/2000	11
	■ Mike Lewis (Jr.) vs. Penn State, 1/3/1966	10
	■ Mike Gminski (Fr.) vs. Johns Hopkins, 11/30/1976	10
	Christian Laettner (Sr.) vs. Kentucky, 3/28/1992	10
5.	Carroll Youngkin (Sr.) at Virginia, 1/11/1961	9
	Alaa Abdelnaby (Jr.) vs. East Carolina, 11/30/1988	9
	Cherokee Parks (So.) vs. San Francisco, 1/26/1993	9
	Greg Newton (Jr.) vs. Western Carolina, 12/20/1995	9
9.	Pete Kramer (Sr.) vs. Cornell, 11/30/1974	8
	Vince Taylor (Sr.) vs. East Carolina, 12/22/1981	8
	Robert Brickley (So.) vs. North Carolina, 3/6/1988	8
	Alaa Abdelnaby (Jr.) vs. The Citadel, 11/26/1988	8
	Grant Hill (So.) vs. North Carolina, 3/15/1992	8
	Cherokee Parks (So.) vs. Clemson, 1/6/1993	8
	Carlos Boozer (So.) vs. Clemson, 1/7/2001	8

Field Goals Attempted

Rk	Name vs. Opponent, Date	FG
1.	■ Dick Groat (Sr.) vs. North Carolina, 2/29/1952	37
2.	Art Heyman (Sr.) vs. North Carolina, 2/23/1963	33
3.	Art Heyman (Jr.) vs. Maryland, 1/13/1962	32
4.	Bob Verga (Jr.) at Wake Forest, 2/22/1966	31
	Bob Verga (Sr.) vs. Penn State, 1/3/1967	31
6.	Art Heyman (So.) vs. South Carolina, 3/3/1961	30
	Art Heyman (Jr.) at South Carolina, 12/13/1961	30
	Art Heyman (Sr.) vs. Loyola-Chicago, 3/22/1963	30
9.	Bob Verga (Sr.) vs. Ohio State, 12/29/1966	29
	Bob Verga (Sr.) at North Carolina, 3/4/1967	29
	Bob Verga (Sr.) vs. Southern Illinois, 3/13/1967	29
	Tate Armstrong (Jr.) vs. Clemson, 2/26/1976	29
	Danny Ferry (Sr.) vs. Seton Hall, 4/1/1989	29

3-Point Field Goals Made

Rk	Name vs. Opponent, Date	3FG
1.	■ Shane Battier (Sr.) vs. Princeton, 11/14/2000 [3]	9
	J.J. Redick (Sr.) vs. Texas, 12/10/2005	9
3.	William Avery (So.) vs. Florida, 12/9/1998	8
	Jason Williams (So.) vs. Temple, 12/2/2000	8
	Jason Williams (Jr.) at Florida State, 1/6/2002	8
	Jason Williams (Jr.) vs. North Carolina, 3/3/2002	8
	J.J. Redick (Jr.) at Florida State, 1/22/2005	8
	J.J. Redick (Sr.) vs. Virginia, 1/28/2006	8
9.	10x last, J.J. Redick (Sr.) vs. Boston College, 3/12/2006	7

3-Point Field Goal Attempts

Rk	Name vs. Opponent, Date	3FGA
1.	Bobby Hurley (Sr.) vs. California, 3/20/1993 [3]	18
2.	■ Jason Williams (Jr.) vs. Temple, 12/5/2001 [11]	16
	J.J. Redick (Sr.) vs. Texas, 12/10/2005	16
4.	Jason Williams (Jr.) vs. North Carolina, 3/3/2002	15
	J.J. Redick (Jr.) vs. Georgia Tech, 2/5/2005	15
6.	Shane Battier (Sr.) vs. Maryland, 2/27/2001	14
	Jason Williams (Jr.) at Clemson, 2/2/2002	14
	J.J. Redick (Sr.) at Florida State, 3/1/2006	14
9.	9x last, J.J. Redick (Sr.) vs. Maryland, 1/11/2006	13

3-Point Field Goal Pct.

Rk	Name vs. Opponent, Date	Pct
1.	Bobby Hurley (Sr.) vs. Southern Illinois, 3/18/1993	[6-7] .857
	Trajan Langdon (So.) vs. St. Joseph's, 11/20/1996	[6-7] .857
	Steve Wojciechowski (Jr.) at North Carolina, 3/2/1997	[6-7] .857
	J.J. Redick (Fr.) at Ga. Tech, 2/26/2003	[6-7] .857
5.	Ricky Price (So.) vs. Monmouth, 12/28/1995	[5-6] .833
	Trajan Langdon (Sr.) vs. Temple, 3/21/1999	[5-6] .833
	Chris Duhon (Fr.) at Virginia, 2/14/2001	[5-6] .833
	J.J. Redick (Fr.) vs. Virginia, 1/15/2003	[5-6] .833
	J.J. Redick (So.) at Maryland, 1/21/2004	[5-6] .833

Minimum five three-point attempts

3-Point Field Goal Pct.

Rk	Name vs. Opponent, Date	Pct
1.	William Avery (So.) vs. Florida, 12/9/1998	[8-10] .800
	Jason Williams (So.) vs. Temple, 12/2/2000	[8-10] .800
	J.J. Redick (Sr.) vs. Virginia, 1/28/2006	[8-10] .800
4.	Shane Battier (Sr.) vs. Princeton, 11/14/2000	[9-12] .750
5.	J.J. Redick (Jr.) at Florida State, 1/22/2005	[8-11] .727
6.	Shane Battier (Jr.) at Clemson, 3/1/2000	[7-10] .700
	Jason Williams (Jr.) vs. Kentucky, 12/18/2001	[7-10] .700
8.	Jason Williams (Jr.) at Florida State, 1/6/2002	[8-12] .667
9.	Chris Collins (Sr.) at Florida State, 2/22/1996	[7-11] .636
	Jason Williams (So.) vs. N.C. A&T, 12/30/2000	[7-11] .636
	Jason Williams (Jr.) at Michigan, 12/8/2001	[7-11] .636
	J.J. Redick (Sr.) vs. Boston College, 3/12/2006	[7-11] .636

Minimum 10 three-point attempts

Free Throws Made

Rk	Name vs. Opponent, Date	FT
1.	Bucky Allen (Jr.) vs. N.C. State, 1/5/1957 [2]	20
2.	Joe Belmont (Jr.) at Penn, 12/16/1955 [6]	19
3.	Jim Spanarkel (Jr.) vs. North Carolina, 12/2/1977 [10]	18
	Jim Spanarkel (Jr.) vs. N.C. State, 2/15/1978 [10]	18
5.	Dick Groat (Jr.) vs. Davidson, 1/29/1951	17
	Bucky Allen (Jr.) at Clemson, 12/4/1956	17
	Mike Gminski (Jr.) at N.C. State, 1/21/1979	17

8.	William Riegel (So.) at Wake Forest, 2/12/1953	16
	Ronnie Mayer (Sr.) at Pennsylvania, 12/16/1955	16
	Richie O'Connor vs. Wake Forest, 12/18/1971	16

Most Free Throws Made (No Misses)

Rk	Name vs. Opponent, Date	FT
1.	Dick Groat (Jr.) vs. Davidson, 1/29/1951	17
2.	Gene Banks (Jr.) vs. N.C. State, 2/28/1980 [11]	14
	J.J. Redick (Jr.) vs. Princeton, 1/5/2005 [11]	14
4.	Bucky Allen (Sr.) at N.C. State, 2/11/1958	13
	Mike Lewis (Jr.) at Vanderbilt, 12/13/1966	13
	Steve Vandenberg (Sr.) vs. North Carolina, 3/1/1969	13
	Christian Laettner (So.) vs. Maryland, 1/13/1990	13
	Christian Laettner (Sr.) vs. St. John's, 12/5/1991	13
	Elton Brand (So.) vs. N.C. A&T, 12/20/1998	13
10.	Jim Spanarkel (Jr.) vs. Davidson, 2/11/1978	12
	Jim Spanarkel (Jr.) vs. Notre Dame, 3/25/1978	12
	Mike Gminski (Sr.) vs. N.C. State, 2/28/1980	12
	Christian Laettner (Jr.) vs. Kansas, 4/1/1991	12
	Shane Battier (Jr.) vs. Davidson, 12/21/1999	12
15.	Joe Belmont (So.) at Maryland, 2/16/1954	11
	Randy Denton (Jr.) vs. Wake Forest, 12/23/1969	11
	Chris Redding (Jr.) at Wake Forest, 1/6/1973	11
	Jim Spanarkel (Jr.) vs. Maryland, 2/18/1978	11
	Cherokee Parks (Sr.) vs. Clemson, 1/4/1995	11
	J.J. Redick (Fr.) vs. Virginia, 1/15/2003	11
21.	20x last J.J. Redick (Sr.) vs. N.C. State, 1/18/2006	10

Free Throw Attempts

Rk	Name vs. Opponent, Date	FTA
1.	Joe Belmont (Jr.) at Penn, 12/16/1955 [4]	24
	Art Heyman (So.) at Navy, 2/18/1961 [4]	24
3.	Bucky Allen (Jr.) vs. N.C. State, 1/5/1957	23
4.	Ronnie Mayer (Sr.) at Pennsylvania, 12/16/1955	22
	Jim Spanarkel (Jr.) vs. N.C. State, 2/15/1978	22
6.	Bernie Janicki (Jr.) vs. Maryland, 3/5/1953	21
	Richie O'Connor (Jr.) vs. Wake Forest, 12/18/1971	21
	Jim Spanarkel (Sr.) vs. North Carolina, 12/2/1977	21
9.	Bucky Allen (Jr.) at Clemson, 12/4/1956	20
	Carroll Youngkin (So.) vs. Pittsburgh, 1/31/1959	20
	Art Heyman (Jr.) vs. Wake Forest, 12/30/1961	20
	Mike Gminski (Jr.) at N.C. State, 1/21/1979	20
	Christian Laettner (Sr.) at Boston U., 1/21/1992	20

Rebounds

Rk	Name vs. Opponent, Date	Reb
1.	■ Bernie Janicki (So.) vs. North Carolina, 2/29/1952	31
2.	Randy Denton (Sr.) vs. Northwestern, 12/29/1970 [17]	25
3.	Art Heyman (Sr.) vs. North Carolina, 2/23/1963	24
	Mike Lewis (Jr.) vs. (OT) Wake Forest, 2/21/1967	24
	Paul Schmidt (Sr.) vs. (OT) Wake Forest, 2/15/1968	24
6.	Bob Lakata (So.) vs. Temple, 1/5/1955	23
	Jim Newcome (Sr.) vs. West Virginia, 12/15/1956	23
	Randy Denton (So.) at Davidson, 2/19/1969	23
9.	Mike Lewis (Sr.) vs. N.C. State, 1/27/1968	22
	Mike Lewis (Sr.) vs. Temple, 2/17/1968	22
11.	Art Heyman (Jr.) at Georgia Tech, 12/19/1960	21
	Jack Marin (Jr.) vs. Navy, 12/10/1964	21
	Mike Lewis (So.) vs. UCLA, 12/10/1965	21
	Mike Lewis (Sr.) vs. Clemson, 1/9/1968	21
	Randy Denton (So.) vs. South Carolina, 2/8/1969	21
	Randy Denton (Jr.) vs. William & Mary, 12/13/1969	21
	Randy Denton (Jr.) vs. Kentucky, 12/20/1969	21
	Randy Denton (Jr.) vs. Maryland, 2/21/1970	21
	Elton Brand (So.) vs. Fresno State, 11/27/1998	21

20. 8x last by Cherokee Parks (Jr.) vs. Xavier, 12/4/1993 - 20
Active, Game: Josh McRoberts vs. George Washington, 3/18/2006 - 13
Coach K Era, Game: Elton Brand vs. Fresno State, 11/27/1998 - 21
ACC Play, Game: 3x last by Paul Schmidt vs. Wake Forest, 2/15/1968 - 24
Postseason, Game:
2x last by Randy Denton vs. St. Bonaventure (NIT), 3/27/1971 - 20
ACC Tournament, Game: Art Heyman vs. Clemson, 3/2/1962 - 20
NCAA Tournament, Game:
2x last by Shelden Williams vs. Southern, 3/16/2006 - 18
Cameron Indoor Stadium, Game: Bernie Janicki vs. UNC, 2/29/1952 - 31
Freshman, Game: 2x last by Shelden Williams vs. Florida State, 3/6/2003 - 17
Sophomore, Game: Bernie Janicki vs. North Carolina, 2/29/1952 - 31
Junior, Game: Mike Lewis vs. Wake Forest, 2/21/1967 - 24
Senior, Game: Randy Denton vs. Northwestern, 12/29/1970 - 25

RECORDS

Game Records

Offensive Rebounds

Rk	Name vs. Opponent, Date	Reb
1.	Mike Lewis (Jr.) vs. Wake Forest, 2/21/1967	12
	Mike Lewis (Sr.) vs. Wake Forest, 2/14/1968	12
3.	Mike Lewis (So.) vs. N.C. State, 1/29/1966	11
4.	Mike Lewis (So.) vs. UCLA, 12/10/1965	10
	Jack Marin (Sr.) vs. Wake Forest, 1/15/1966	10
	Elton Brand (So.) at Florida State, 2/17/1999	10
7.	Jim Liccardo (Jr.) vs. Penn State, 1/3/1966	9
	Randy Denton (So.) vs. South Carolina, 2/8/1969	9
	Cherokee Parks (Jr.) vs. Xavier, 12/4/1993	9
	Greg Newton (Jr.) vs. Maryland, 3/8/1996	9
	Shelden Williams (Jr.) vs. Tennessee-Martin, 11/20/2004	9
	Shelden Williams (Sr.) at Florida State, 3/1/2006	9

Defensive Rebounds

Rk	Name vs. Opponent, Date	Reb
1.	Danny Ferry (So.) at Maryland, 1/14/1987	17
2.	Randy Denton (So.) vs. Wake Forest, 2/12/1969	16
3.	Mike Lewis (Sr.) vs. Princeton, 12/19/1967	15
	Elton Brand (So.) vs. Fresno State, 1/12/1998	15
	Mike Dunleavy (So.) at Clemson, 2/7/2001	15
	Shelden Williams (Sr.) vs. Southern, 3/16/2006	15
7.	Christian Laettner (So.) at Virginia, 2/8/1990	14
8.	Danny Ferry (Sr.) at Harvard, 2/14/1989	13
	Grant Hill (Sr.) vs. Arkansas, 4/4/1994	13
	Cherokee Parks (Sr.) at Virginia, 2/15/1995	13
	Cherokee Parks (Sr.) vs. N.C. State, 3/9/1995	13
	Carlos Boozer (Jr.) vs. Iowa, 11/27/2001	13
	Shelden Williams (Sr.) vs. Virginia Tech, 12/4/2005	13
	Shelden Williams (Sr.) at Virginia Tech, 1/26/2006	13

Assists

Rk	Name vs. Opponent, Date	Ast
1.	■ Bobby Hurley (Sr.) vs. Florida State, 2/24/1993 [15]	16
2.	Bobby Hurley (Sr.) vs. Oklahoma, 1/4/1993	15
	Bobby Hurley (Sr.) at N.C. State, 2/21/1993	15
	Bobby Hurley (Sr.) vs. UCLA, 2/28/1993	15
	► Greg Paulus (Fr.) vs. Valparaiso, 12/18/2005	15
6.	Kevin Billermer (So.) at North Carolina, 3/2/1974	14
	Tommy Amaker (Jr.) vs. Miami, 2/19/1986	14
	Bobby Hurley (So.) vs. LSU, 2/10/1991	14
	Chris Duhon (Sr.) vs. Wake Forest, 1/17/2004	14
10.	Tommy Amaker (Jr.) vs. Virginia, 12/7/1985	13
	Bobby Hurley (Fr.) vs. Ga. Tech, 1/28/1990	13
	Bobby Hurley (Fr.) at N.C. State, 2/21/1990	13
	Bobby Hurley (So.) vs. N.C. State, 2/20/1991	13
	Bobby Hurley (Jr.) vs. Maryland, 3/13/1992	13
	Chris Collins (Jr.) vs. Western Carolina, 12/20/1995	13
	Jason Williams (Fr.) vs. Virginia, 2/5/2000	13
	Jason Williams (Fr.) vs. St. John's, 2/26/2000	13
	Chris Duhon (Fr.) vs. N.C. A&T, 12/30/2000	13
	Chris Duhon (Jr.) vs. Ohio State, 12/3/2002	13
20.	12x: last by Chris Duhon (Fr.) at Temple, 12/2/2000	12

Active, Game: Greg Paulus vs. Valparaiso, 12/18/2005 - 15
Coach K Era, Game: Bobby Hurley vs. Florida State, 2/24/1993 - 16
ACC Play, Game: Bobby Hurley vs. Florida State, 2/24/1993 - 16
Postseason, Game: Bobby Hurley vs. Maryland, 3/13/1992 - 13
ACC Tournament, Game: Bobby Hurley vs. Maryland, 3/13/1992 - 13
NCAA Tournament, Game: Quin Snyder vs. SMU, 3/19/1988 - 12
Cameron Indoor Stadium, Game: Bobby Hurley vs. Fla. State, 2/24/1993 - 16
Freshman, Game: Greg Paulus vs. Valparaiso, 12/18/2005 - 15
Sophomore, Game: Kevin Billermer at North Carolina, 3/2/1974 - 14
Junior, Game: Tommy Amaker vs. Miami, 2/19/1986 - 14
Senior, Game: Bobby Hurley vs. Florida State, 2/24/1993 - 16

Blocked Shots

Rk	Name vs. Opponent, Date	Blk
1.	Cherokee Parks (Jr.) vs. Clemson, 3/11/1994 [5]	10
	■ Shelden Williams (Sr.) vs. Maryland, 1/11/2006	10
3.	Mike Gminski (Fr.) at Davidson, 1/5/1977	9
	Mike Gminski (So.) vs. N.C. State, 2/15/1978	9
	Mike Gminski (Jr.) at Davidson, 1/2/1979	9
	Mike Gminski (Sr.) vs. Wake Forest, 11/30/1979	9
	Shelden Williams (Jr.) vs. Virginia, 1/16/2005	9
	Shelden Williams (Sr.) vs. Davidson, 11/19/2005	9
9.	Mike Gminski (Fr.) vs. Connecticut, 12/14/1976	8
	Mike Gminski (Sr.) vs. Vermont, 12/28/1979	8
	Shane Battier (Jr.) vs. Kansas, 3/19/2000	8
	Shelden Williams (So.) vs. Wake Forest, 1/17/2004	8
	Shelden Williams (Sr.) vs. Virginia, 1/28/2006	8

Active, Game: Josh McRoberts vs. Southern, 3/16/2006 - 4
Coach K Era, Game: 2x: last by Shelden Williams vs. Maryland, 1/11/2006 - 10
ACC Play, Game: Shelden Williams vs. Maryland, 1/11/2006 - 10
Postseason, Game: Cherokee Parks vs. Clemson, 3/11/1994 - 10
ACC Tournament, Game: Cherokee Parks vs. Clemson, 3/11/1994 - 10
NCAA Tournament, Game: Shane Battier vs. Kansas, 3/19/2000 - 8
Cameron Indoor Stadium, Game: Shelden Williams vs. Md., 1/11/2006 - 10
Freshman, Game: Mike Gminski at Davidson, 1/5/1977 - 9
Sophomore, Game: Mike Gminski vs. N.C. State, 2/15/1978 - 9
Junior, Game: Cherokee Parks vs. Clemson, 3/11/1994 - 10
Senior, Game: Shelden Williams vs. Maryland, 1/11/2006 - 10

Steals

Rk	Name vs. Opponent, Date	St
1.	■ Kenny Dennard (So.) vs. Maryland, 2/3/1979 [1]	11
2.	Grant Hill (Jr.) vs. California, 3/20/1993 [8]	8
	Steve Wojciechowski (Jr.) vs. Vanderbilt, 11/22/1996 [8]	8
4.	George Moses (Sr.) vs. Western Kentucky, 12/27/1975	7
	George Moses (Sr.) vs. Davidson, 1/27/1976	7
	Jim Spanarkel (So.) vs. Lafayette, 1/10/1977	7
	Tommy Amaker (Jr.) vs. Old Dominion, 3/15/1986	7
	Tommy Amaker (Jr.) vs. Louisville, 3/31/1986	7
	Christian Laettner (Sr.) vs. North Carolina, 3/15/1992	7
	Shane Battier (Fr.) vs. Davidson, 11/20/1997	7
	Mike Dunleavy (Jr.) vs. Maryland, 1/17/2002	7
	Sean Dockery (So.) vs. St. John's, 12/6/2003	7
	Chris Duhon (Sr.) vs. Fairfield, 1/6/2004	7
	Chris Duhon (Sr.) vs. Georgia Tech, 3/3/2004	7
	DeMarcus Nelson (So.) vs. Boston U., 11/14/2005	7
16.	21x: last by Shelden Williams (Sr.) vs. UNCG, 12/31/2005	6

Active, Game: DeMarcus Nelson vs. Boston U., 11/14/2005 - 7
Coach K Era, Game: 2x: last by S. Wojciechowski vs. Vandy, 11/22/1996 - 8
ACC Play, Game: Kenny Dennard vs. Maryland, 2/3/1979 - 11
Postseason, Game: Grant Hill vs. California, 3/20/1993 - 8
ACC Tournament, Game: Christian Laettner vs. N. Carolina, 3/15/1992 - 7
NCAA Tournament, Game: Grant Hill vs. California, 3/20/1993 - 8
Cameron Indoor Stadium, Game: Kenny Dennard vs. Maryland, 2/3/1979 - 11
Freshman, Game: Shane Battier vs. Davidson, 11/20/1997 - 7
Sophomore, Game: Kenny Dennard vs. Maryland, 2/3/1979 - 11
Junior, Game: 2x: last by S. Wojciechowski vs. Vandy, 11/22/1996 - 8
Senior, Game: 5x: last by Chris Duhon vs. Georgia Tech, 3/3/2004 - 7

Minutes Played

Rk	Name vs. Opponent, Date	Min
1.	Howard Hurt (Jr.) vs. Dayton, 12/30/1959	55
2.	John Frye (Jr.) vs. Dayton, 12/30/1959	54
3.	Chip Engelland (Jr.) vs. Clemson, 2/24/1982	53
4.	Vince Taylor (Sr.) vs. Clemson, 2/24/1982	51
5.	Randy Denton (Jr.) vs. Virginia Tech, 12/1/1969	49
	Dick DeVenzio (Jr.) vs. Virginia Tech, 12/1/1969	49
	Tommy Amaker (Fr.) at North Carolina, 3/3/1984	49
	Johnny Dawkins (So.) at North Carolina, 3/3/1984	49
	Christian Laettner (Jr.) at Arizona, 2/24/1991	49
10.	Cherokee Parks (Sr.) vs. North Carolina, 2/2/1995	48
	Todd Anderson (Fr.) vs. Clemson, 2/24/1982	46
	Bobby Hurley (So.) at Arizona, 2/24/1991	46
	Cherokee Parks (Sr.) vs. Virginia, 1/14/1995	46
14.	37x: last by J.J. Redick (Jr.) at Maryland, 2/12/2005	45

Fewest Field Goal Attempts (Minimum 20 Points)

Rk	Player vs. Opponent, Date	FGA	Pts
1.	Richard O'Connor vs. Wake Forest, 12/18/1971	5	24
	(4-5 FG, 16-21 FT)		
2.	Bobby Joe Harris at Wake Forest, 2/1/1958	6	20
	(3-6 FG, 14-16 FT)		
	John Smith vs. Davidson, 12/8/1986	6	20
	(6-6 FG, 8-9 FT)		
4.	Trajan Langdon vs. St. Joes, 11/20/1996	7	20
	(6-7 FG, 6-7 3FG, 2-2 FT) 7-20		
5.	Elton Brand vs. N.C. A&T, 12/20/1998	7	21
	(4-7 FG, 13-13 FT)		

Fewest Field Goal Attempts (Minimum 30 Points)

Rk	Player vs. Opponent, Date	FGA	Pts
1.	Shane Battier vs. Davidson, 12/21/1999	9	31
	(8-9 FG, 3-4 3FG, 12-12 FT)		
2.	Christian Laettner vs. Kentucky, 3/28/1992	10	31
	(10-10 FG, 1-1 3FG, 10-10 FT)		
3.	Chris Collins vs. Iowa, 11/25/1995	12	30
	(8-12 FG, 5-7 3FG, 9-12 FT)		

Shelden Williams at Miami, 1/19/2005	12	30
(11-12 FG, 8-8 FT)		
Jason Williams at Temple, 12/2/2000	12	30
(10-12 FG, 8-10 3FG, 2-2 FT)		
J.J. Redick vs. N.C. State, 3/16/2003	12	30
(7-12 FG, 5-10 3FG, 11-12 FT)		

Fewest Field Goal Attempts (Minimum 40 Points)

Rk	Player vs. Opponent, Date	FGA	Pts
1.	J.J. Redick vs. Virginia, 1/28/2006	13	40
	(11-13 FG, 8-10 3FG, 10-11 FT)		
2.	J.J. Redick vs. Texas, 12/10/2005	24	40
	(13-24 FG, 9-16 3FG, 6-6 FT)		
3.	J.J. Redick at Georgetown, 1/21/2006	24	41
	(12-24 FG, 6-11 3FG, 11-13 FT)		
4.	Danny Ferry at Miami, 12/10/1988	26	58
	(23-26 FG, 2-3 3FG, 10-12 FT)		
5.	Jeff Mullins vs. Villanova, 3/13/1964	28	43
	(19-28 FG, 5-6 FT)		
	Tate Armstrong vs. N.C. State, 2/18/1976	28	40
	(14-28 FG, 12-13 FT)		

Highest Points Efficiency (Minimum 30 Points)

Rk	Player vs. Opponent, Date	Pts	Pts	Eff
1.	Christian Laettner vs. Kentucky, 3/28/1992	31	31	1.000
	(10-10 FG, 1-1 3FG, 10-10 FT)			
2.	Shelden Williams at Miami, 1/19/2005	30	32	.938
	(11-12 FG, 8-8 FT)			
3.	Carlos Boozer at Virginia, 2/28/2002	33	36	.917
	(12-13 FG, 9-10 FT)			
4.	Shane Battier vs. Davidson, 12/21/1999	31	34	.912
	(8-9 FG, 3-4 3FG, 12-12- FT)			
5.	Carlos Boozer vs. N.C. State, 2/14/2002	32	36	.889
	(13-14 FG, 6-8 FT)			
6.	Phil Henderson vs. Kansas, 12/1/1985	30	34	.882
	(12-14 FG, 6-6 FT)			
7.	Danny Ferry at Miami, 12/10/1988	58	67	.866
	(23-26 FG, 2-3 3FG, 10-12 FT)			
8.	J.J. Redick vs. Virginia, 1/18/2006	40	47	.851
	(11-13 FG, 8-10 3FG, 10-11 FT)			
9.	Elton Brand vs. Virginia, 1/10/1999	33	39	.846
	(12-14 FG, 9-11 FT)			
10.	Art Heyman vs. North Carolina, 2/4/1961	36	43	.837
	(11-13 FG, 14-17 FT)			

Points divided by total possible points if hit every shot

Highest Points Efficiency (Minimum 40 Points)

Rk	Player vs. Opponent, Date	Pts	Pts	Eff
1.	Danny Ferry at Miami, 12/10/1988	58	67	.866
	(23-26 FG, 2-3 3FG, 10-12 FT)			
2.	J.J. Redick vs. Virginia, 1/18/2006	40	47	.851
	(11-13 FG, 8-10 3FG, 10-11 FT)			
3.	Jeff Mullins vs. Villanova, 3/13/1964	43	62	.694
	(19-28 FG, 5-6 FT)			
4.	Tate Armstrong vs. Clemson, 2/25/1976	42	66	.636
	(18-29 FG, 6-8 FT)			
5.	J.J. Redick vs. Texas, 12/10/2006	41	70	.586
	(13-24 FG, 9-16 3FG, 6-6 FT)			

Points divided by total possible points if hit every shot

Most Points (100 Pct. Efficiency)

Rk	Player vs. Opponent, Date	Pts
1.	Christian Laettner vs. Kentucky, 3/28/1992	31
	(10-10 FG, 1-1 3FG, 10-10 FT)	
2.	Carlos Boozer vs. Clemson, 1/7/2001	25
	(8-8 FG, 9-9 FT)	
3.	Larry Saunders vs. West Virginia, 2/7/1970	23
	(7-7 FG, 9-9 FT)	
4.	Carlos Boozer at Portland, 12/19/2000	22
	(11-11 FG)	
5.	Grant Hill vs. North Carolina, 3/15/1992	20
	(8-8 FG, 4-4 FT)	

► - Active Players

■ - Cameron Indoor Stadium record

[#] - ACC all-time individual game rank

Team Records

Most Games Played

1. ◆ 1985-86	40
2. 1990-91	39
1998-99	39
2000-01	39
5. 1989-90	38

Most Regular Season Games

1. 1985-86	31
1990-91	31
3. 1989-90	30
1998-99	30
2005-06	30

Most Victories

1. ◆ 1985-86	37-3
◆ 1998-99	37-2
3. 2000-01	35-4
4. 1991-92	34-2
5. 1990-91	32-7
1997-98	32-4
2005-06	32-4
8. 2001-02	31-4
2003-04	31-6

Most ACC Victories

1. ▲ 1998-99	16-0
2. 1997-98	15-1
1999-2000	15-1
4. 1962-63	14-0
1991-92	14-2
2005-06	14-2

Most Losses

1. 1994-95	13-18
2. 1981-82	10-17
1982-83	11-17
4. 1973-74	10-16
5. 1949-50	15-15

Most ACC Losses

1. 1994-95	2-14
2. 1982-83	3-11
3. 1973-74	2-10
1974-75	2-10
1976-77	2-10
1981-82	4-10

Fewest Victories

1. 1905-06	2-3
1907-08	2-3
3. 1906-07	4-2
1909-10	4-4
1910-11	4-3
1924-25	4-8
1926-27	4-10

Fewest ACC Victories

1. 1973-74	2-10
1974-75	2-10
1976-77	2-10
1994-95	2-14
5. 1982-83	3-11
1975-76	3-9

Fewest Losses

1. 1908-09	8-1
1911-12	6-1
3. 1906-07	4-2
1929-30	18-2
1941-42	22-2
1991-92	34-2
1998-99	37-2

Fewest ACC Losses

1. ▲ 1962-63	14-0
▲ 1998-99	16-0
3. 1953-54	9-1
1963-64	13-1
1997-98	15-1
1999-2000	15-1

Consecutive Winning Seasons

1. 1950-51 – 1971-72	22
2. 1983-84 – 1993-94	11
1927-28 – 1937-38	11
1995-96 – Present	11
5. 1976-77 – 1980-81	5
1916-17 – 1920-21	5

Consecutive Non-Losing Seasons

1. 1939-40 – 1971-72	33
2. 1927-28 – 1937-38	11
1983-84 – 1993-94	11
1995-96 – Present	11
5. 1908-09 – 1914-15	7

Longest Winning Streak

1. Dec. 2, 1998 – March 27, 1999	32
2. March 14, 1991 – Feb. 1, 1992	1 ²³
Feb. 26, 1992 – Jan. 6, 1993	2 ²³
4. March 4, 2001 – Jan. 2, 2002	3 ²²
5. Jan. 25, 1986 – March 29, 1986	21
6. Dec. 28, 1962 – March 16, 1963	20
7. Nov. 20, 1999 – Feb. 5, 2000	18
Dec. 3, 2003 – Feb. 11, 2004	18
9. Nov. 14, 2005 – Jan. 18, 2006	17
10. Nov. 21, 1985 – Jan. 16, 1986	16

ACC Winning Streak

1. ▲ Feb. 8, 1998 – Feb. 9, 2000	31
2. Feb. 19, 1962 – Feb. 18, 1964	26
3. Dec. 4, 2005 – Feb. 22, 2006	14
4. Dec. 18, 1965 – Feb. 22, 1966	11
5. Feb. 27, 1991 – Feb. 5, 1992	10

ACC Home Winning Streak

1. Dec. 12, 1960 – Jan. 9, 1965	29
2. Jan. 18, 1997 – Feb. 9, 2000	26
3. Dec. 2, 2001 – Feb. 22, 2004	22
4. Jan. 9, 1991 – Jan. 17, 1993	16
5. Feb. 9, 1977 – Jan. 12, 1980	14

ACC Road Winning Streak

1. ▲ Feb. 8, 1998 – Feb. 14, 2001	24
2. Feb. 19, 1962 – Feb. 18, 1964	14
3. Jan. 8, 2005 – Feb. 22, 2006	7
4. Feb. 1, 1986 – Jan. 21, 1987	6
Feb. 29, 1964 – Feb. 23, 1965	6

Home Court Winning Streak

1. ▲ Jan. 13, 1997 – Feb. 9, 2000	46
3. Nov. 25, 2002 – Feb. 26, 2004	41
2. Nov. 14, 1990 – Jan. 17, 1993	36
4. Jan. 13, 1962 – Dec. 5, 1964	27
5. Dec. 2, 1985 – Jan. 10, 1987	22
Feb. 9, 1977 – Feb. 10, 1979	22

Non-ACC Home Win Streak

1. Feb. 2, 1983 – Dec. 2, 1995	95
2. ► Nov. 14, 2000 – Present	39
3. Dec. 11, 1996 – Feb. 26, 2000	24
4. Dec. 2, 1973 – Dec. 3, 1975	18
Dec. 10, 1975 – Feb. 10, 1979	18

Most Wins to Open Season

1. 1991-92	17
2005-06	17
3. 1985-86	16
4. 2004-05	15
5. 1935-36	13
1988-89	13
7. 1916-17	12
1979-80	12
1984-85	12
2001-02	12
2002-03	12

Record in Season Opener

Overall	[.762] 77-24
Under Mike Krzyzewski	[.923] 24-2
ACC Openers	[.717] 38-15
ACC Openers Under Mike Krzyzewski	[.769] 20-6

Longest Losing Streak

1. Feb. 13, 1922 – March 1, 1922	8
2. Feb. 2, 1939 – Feb. 16, 1939	7
3. Jan. 17, 1925 – Feb. 7, 1925	6
Jan. 4, 1995 – Jan. 21, 1995	6
5. 8x, last Feb. 16, 1977 – March 3, 1977	5

Longest ACC Losing Streak

1. Jan. 4, 1995 – Feb. 4, 1995	9
2. Jan. 19, 1974 – Feb. 6, 1974	5
Jan. 24, 1976 – Feb. 18, 1976	5
Feb. 5, 1983 – Feb. 23, 1983	5
5. 9x, last Jan. 14, 1984 – Jan. 26, 1984	4

Highest Winning Pct.

1. 1998-99	[.37-2].949
2. 1991-92	[.34-2].944
3. 1985-86	[.37-3].925
4. 1941-42	[.22-2].916
5. 1962-63	[.27-3].900

Lowest Winning Pct.

1. 1921-22	[.6-12].333
1924-25	[.4-8].333
3. 1981-82	[.10-17].370
4. 1973-74	[.10-16].384
5. 1982-83	[.11-17].393

Most Points

1. ▲ 1998-99	[39 games] 3,581
2. 2000-01	[39 games] 3,538
3. 1990-91	[39 games] 3,421
4. 1989-90	[38 games] 3,386
5. 1985-86	[40 games] 3,194

Most Points Allowed

1. 1989-90	[38 games] 2,910
2. 1990-91	[39 games] 2,864
3. 2000-01	[39 games] 2,750
4. 1985-86	[40 games] 2,689
5. 1998-99	[39 games] 2,619

Highest Scoring Average

1. 1964-65	92.4
2. 1998-99	91.8
3. 2000-01	90.7
4. 1989-90	89.1
5. 2001-02	88.9

Highest Opp. Scoring Avg.

1. 1975-76	85.0
2. 1982-83	83.7
3. 1974-75	81.5
4. 1968-69	79.4
5. 1964-65	77.8

Duke Championship Breakdown

National Championships 3
1991, 1992, 2001

Regional Championships 14
1963, 1964, 1966, 1978, 1986, 1988, 1989, 1990, 1991, 1992, 1994, 1999, 2001, 2004

ACC Championships 16
1960, 1963, 1964, 1966, 1978, 1980, 1986, 1988, 1992, 1999, 2000, 2001, 2002, 2003, 2004, 2006

ACC Regular Season 18
1954, 1958, 1963, 1964, 1965, 1966, 1979, 1986, 1991, 1992, 1994, 1997, 1998, 1999, 2000, 2001, 2004, 2006

Southern Conference 5
1938, 1941, 1942, 1944, 1946

AP Final No. 1 Ranking 7
1986, 1992, 1999, 2000, 2001, 2002, 2006

NCAA Tournament

Appearances 30
Consecutive 11
(1996-06 & 1984-94)

National Championships 3
Championship Games 9
Consecutive 3
(1990-92)

Record 3-6
Final Four Appearances 14
Consecutive 5
(1988-92)

Record In Nat. Semifinal 9-5
Elite Eight Appearances 17
Consecutive 5
(1988-92)

Record in Regional Final 14-3
Sweet 16 Appearances 23
Consecutive 9
(1998-06)

Record In Sweet 16 17-6

ACC Tournament

Appearances 53
Championships 16
Consecutive 5
(1999-04)

Title Game Appearances 27
Consecutive 9
(1998-06)

Title Game Record 16-11
Overall Record 80-37
Record Under Coach K 42-15
Times No. 1 Seed 16

Team Records

Best Scoring Defense (since 1951)

1. 1959-60	63.2
2. 1997-98	64.1
3. 2003-04	65.0
4. 1957-58	65.2
2004-05	65.2

Highest Avg. Scoring Margin

1. ▲1998-99	24.6
2. 1997-98	21.5
3. 2000-01	20.2
4. 2001-02	19.7
5. 1988-89	16.7

Most Field Goals Made

1. ▲1985-86	1,245
2. 1998-99	1,244
3. 1990-91	1,227
4. 2000-01	1,217
5. 1989-90	1,171

Most Field Goals Allowed

1. 1989-90	1,115
2. 1990-91	1,087
3. 1985-86	1,082
4. 1991-92	1,033
5. 2000-01	1,028

Most Field Goal Attempts

1. ▲2000-01	2,530
2. 1950-51	2,514
3. 1985-86	2,429
4. 1998-99	2,422
5. 1990-91	2,401

Most Field Goal Attempts Allowed

1. 1998-99	2,486
2. 1989-90	2,473
3. 2000-01	2,471
4. 1950-51	2,454
5. 1990-91	2,445

Highest Field Goal Pct.

1. 1988-89	[1,163-2,166].537
2. 1991-92	[1,108-2,069].536
3. 1977-78	[1,123-2,131].5270
4. 1984-85	[950-1,804].5266
5. 1975-76	[968-1,853].522

Best Field Goal Defense

1. 1951-52	[757-2,282].331
2. 1955-56	[581-1,617].350
3. 1954-55	[651-1,824].360
4. 1950-51	[889-2,454].362
5. 1956-57	[651-1,723].378

Best Field Goal Defense (Coach K Era)

1. 2004-05	[783-2,006].390
2. 1998-99	[972-2,486].391
3. 2003-04	[876-2,154].407
4. 1997-98	[841-2,045].411
5. 1993-94	[880-2,121].415

Most 3-Point Field Goals

1. ◆2000-01	407
2. 2001-02	301
3. 1998-99	293
4. 2004-05	290
5. 1999-2000	284

Most 3-Point Field Goals Allowed

1. 2000-01	207
2. 1999-2000	197
3. 1998-99	191
4. 1994-95	180
5. 2003-04	176

Most 3-Point FG Attempts

1. ◆2000-01	1,057
2. 2001-02	830
3. 2004-05	763
4. 1999-2000	742
5. 1997-98	739
1998-99	739

Most 3-Point Field Goal Attempts Allowed

1. 1998-99	635
2. 2000-01	602
3. 2001-02	555
4. 1999-2000	552
5. 20003-04	544

Highest 3-Point FG Pct.

1. 1991-92	[171-394].434
2. 1982-83	[98-230].426
3. 1986-87	[148-368].402
4. 1992-93	[184-463].397
5. 1998-99	[293-739].396

Best 3-Point FG Defense

1. 1992-93	.289
2. 1993-94	.297
3. 1998-99	.301
4. 2001-02	.303
5. 2005-06	.304

Most Free Throws Made

1. ◆1989-90	888
2. 1998-99	800
3. 1990-91	791
4. 1991-92	780
5. 2000-01	697

Most Free Throw Attempts

1. 1989-90	1,165
2. 1998-99	1,135
3. 1990-91	1,089
4. 1991-92	1,043
5. 2000-01	1,002

30-Plus Win Seasons

9	('86, '91, '92, '98, '99, 2001, '02, '04, '06)
---	--

20-Plus Win Seasons

41	(last 32-4 in 2005-06)
----	------------------------

Most Victories

Two-Year Period	
1. ▲1998-99	69-6
2. 1991-92	66-9
1999-00	66-7
2001-02	66-8
5. 2000-01	64-9

Three-Year Period	
1. ▲1999-01	101-11
2. 1998-00	98-11
3. 2000-02	95-13
1990-92	95-18
5. 1997-99	93-15

Highest Free Throw Pct.

1. ▲1977-78	.791
2. 1972-73	.785
3. 1970-71	.766
4. 1989-90	.762
5. 2005-06	.761

Most Rebounds

1. 1951-52	1,758
2. 1998-99	1,645
3. 2000-01	1,505
4. 1965-66	1,487
5. 1962-63	1,468

Highest Rebound Average

1. 1951-52	58.6
2. 1961-62	50.5
3. 1960-61	49.7
4. 1965-66	49.6
5. 1952-53	48.8

Highest Rebound Margin

1. 1965-66	+12.7
2. 1962-63	+11.3
3. 1961-62	+10.9
4. 1967-68	+10.5
5. 1966-67	+9.5

Most Assists

1. 2000-01	701
2. 1990-91	689
3. 1988-89	684
4. 1985-86	671
5. 1989-90	663

Most Blocked Shots

1. ▲1998-99	245
2. 2003-04	240
3. 2004-05	220
4. 1993-94	204
5. 2005-06	202

Most Steals

1. 2000-01	411
2. 1990-91	362
3. 1985-86	360
4. 2001-02	351
5. 1998-99	349

Most Turnovers Caused

1. 1990-91	779
2. 1985-86	773
3. 1989-90	764
4. 2000-01	752
5. 1988-89	724

Most Turnovers Committed

1. 1989-90	661
2. 1988-89	648
3. 1990-91	645
4. 1985-86	616
5. 1977-78	610

Most Personal Fouls

1. 1950-51	783
2. ▲1985-86	767
3. 1951-52	751
4. 1988-89	750
5. 1989-90	734

Most Players to Foul Out

1. 1950-51	48
2. 1951-52	42
1975-76	42
4. 1952-53	38
5. 1954-55	35

Fewest Players to Foul Out

1. 1961-62	5
1993-94	5
3. 1997-98	6
4. 1992-93	7
5. 1962-63	8
2001-02	8

Fewest Personal Fouls

1. 1971-72	419
2. 1969-70	421
3. 1956-57	459
4. 1957-58	460
5. 1976-77	510

▲ - ACC Record
◆ - NCAA Record

Four-Year Period

1. 1998-01	133-15
2. 1999-02	[132-15].899
3. 1989-92	[132-15].898
4. 2001-04	[122-20].859
5. 2000-03	[121-20].858
2001-04	[123-21].854

▲ - ACC Record
◆ - NCAA Record
[#] - ACC All-Time Rank

Four-Year Period

1. ◆1998-01	133-15
2. 1999-02	132-15
3. 1989-92	123-26
4. 2001-04	123-21
5. 1997-00	122-20

Highest Winning Pct.

Two-Year Period	
1. 1998-99	[69-6].920
2. 1999-00	[66-7].904
3. 2001-02	[66-8].892
4. 1991-92	[66-9].880
5. 2000-01	[64-9].877

Three-Year Period	
1. 1999-01	[101-11].902
2. 1998-00	[98-11].899
3. 2000-02	[95-13].880
4. 1997-99	[93-15].861
5. 2001-03	[92-15].859

Team Records - Game

Most Points, Game

1.	vs. Virginia, 2/11/1965	136
2.	vs. Harvard, 11/25/1989	130
3.	vs. Mercer, 12/21/1997	126
4.	vs. East Carolina, 11/26/1990	125
5.	vs. Wake Forest, 2/12/1969	122
6.	vs. Harvard, 12/21/1987	121
	vs. Penn State, 1/5/1965	121
	vs. Navy, 2/1/1964	121
9.	vs. South Carolina State, 11/21/1998	120
	vs. UCLA, 2/2/1998	120

Most Points, Half

1.	vs. Virginia, 2/11/1965	[2nd Half] 72
	vs. Harvard, 11/25/1989	[1st Half] 72
3.	at Davidson, 1/29/1975	[2nd Half] 67
	vs. Army, 11/25/2000	[1st Half] 67
	vs. Portland, 11/25/2001	[2nd Half] 67
6.	vs. Wake Forest, 12/29/1962	[2nd Half] 66
7.	vs. Harvard, 12/21/1987	[1st Half] 65
	vs. Virginia, 2/5/2000	[1st Half] 65
9.	vs. Virginia, 2/11/1965	[1st Half] 64
	vs. East Carolina, 11/26/1990	[1st Half] 64
	vs. Virginia, 1/10/1999	[2nd Half] 64

Most Points Allowed, Game

1.	at Wake Forest, 1/22/1975	122
2.	at George Washington, 12/22/1952	113
	at N.C. State, 2/20/1974	113
	at Michigan, 12/9/1989	113
5.	at Maryland, 2/10/1990	111

Most Points Allowed, Half

1.	at G. Washington, 12/22/1952	[2nd Half] 66
	at Wake Forest, 1/22/1975	[1st Half] 66
3.	at Maryland, 2/2/1980	[2nd Half] 65
4.	vs. Seton Hall, 4/1/1989	[2nd Half] 62
5.	at N.C. State, 2/20/1974	[1st Half] 60
	at North Carolina, 1/22/1983	[2nd Half] 60
7.	by Wake Forest, 12/14/1968	[2nd Half] 59
	at Virginia, 2/5/1983	[1st Half] 59
	by Virginia, 3/11/1983	[2nd Half] 59
10.	at North Carolina, 2/28/1976	[2nd Half] 58

Fewest Points, Game

1.	vs. Littleton HS, 1908	3
2.	vs. Wake Forest, 3/16/1906	5
	vs. Wake Forest, 1907	5
	vs. Wake Forest, 1909	5
5.	vs. Wake Forest, 1907	6

Fewest Points, Game (since 1955)

1.	vs. N.C. State, 3/8/1968	10
2.	vs. North Carolina, 3/4/1966	21
3.	at Maryland, 1/7/1959	33
4.	vs. Maryland, 1/9/1982	36
5.	at Clemson, 3/1/1972	40

Fewest Points, Half (since 1955)

1.	vs. N.C. State, 3/8/1968	[1st Half] 4
2.	vs. N.C. State, 3/8/1968	[2nd Half] 6
3.	vs. North Carolina, 3/4/1966	[1st Half] 7
	vs. North Carolina, 2/24/1979	[1st Half] 7
5.	vs. Maryland, 1/9/1982	[2nd Half] 10
6.	vs. LaSalle, 12/5/1978	[1st Half] 12
7.	at Maryland, 1/7/1959	[1st Half] 13
	at Virginia, 1/31/1981	[1st Half] 13
	vs. Virginia, 1/30/1982	[1st Half] 13
10.	vs. Michigan State, 12/29/1958	[1st Half] 14
	vs. North Carolina, 3/4/1966	[2nd Half] 14

Fewest Pts. Allowed, Game

1.	by Guilford, 1907	1
	by Littleton HS, 1907	1
	by Trinity Park, 1907	1
4.	vs. Durham YMCA, 1909	3
	vs. Winston YMCA, 1909	3

Fewest Points Allowed, Game (since 1955)

1.	vs. N.C. State, 3/8/1968	12
2.	vs. North Carolina, 3/4/1966	20
3.	vs. N.C. State, 1/9/1960	34
4.	vs. Bucknell, 1/4/1960	36
5.	vs. UNC Greensboro, 12/3/1997	37
	vs. Winthrop, 3/14/2002	37

Fewest Points Allowed, Half (since 1955)

1.	◆ by North Carolina, 2/24/1979	[1st Half] 0
2.	by N.C. State, 3/8/1968	[1st Half] 2
3.	by North Carolina, 3/4/1966	[1st Half] 5
4.	by LaSalle, 12/5/1978	[1st Half] 6
5.	at Wake Forest, 2/22/1968	[2nd Half] 8
6.	by Army, 11/16/1997	[1st Half] 9
7.	by N.C. State, 3/8/1968	[2nd Half] 10
8.	by Army, 12/22/1996	[1st Half] 11
9.	at Clemson, 1/23/1982	[1st Half] 13
	by Seton Hall, 11/16/2005	[1st Half] 13
10.	by Bucknell, 1/4/1960	[2nd Half] 14
	by Penn State, 12/9/1960	[1st Half] 14
	by Brown, 11/25/1994	[2nd Half] 14

Largest Victory Margin

1.	vs. Furman, 1910	[85-5] 80
2.	vs. Harvard, 11/25/1989	[130-54] 76
3.	vs. Carson-Newman, 1915	[70-4] 66
4.	vs. William & Mary, 12/12/1953	[109-44] 65
5.	vs. Virginia, 2/11/1965	[136-72] 64
	vs. S. Carolina St., 11/21/1998	[120-56] 64

Largest Defeat Margin

1.	vs. Washington & Lee, 1913	[15-90] 75
2.	vs. Virginia, 3/11/1983	[66-109] 43
3.	at West Virginia, 12/12/1958	[63-101] 38
	at Louisville, 1/2/1982	[61-99] 38
5.	at Atlanta AC, 2/16/1922	[19-56] 37

Largest Combined Score

1.	at Wake Forest, 1/22/1975	[109-122] 231
2.	at Maryland, 2/10/1990	[114-111] 225
3.	at Michigan, 12/9/1989	[108-113] 221
4.	at Miami (Fla.), 12/10/1988	[117-102] 219
5.	vs. Wake Forest, 2/12/1969	[122-93] 215

Smallest Combined Score (since 1953)

1.	vs. N.C. State, 3/8/1968	[10-12] 22
2.	vs. North Carolina, 3/4/1966	[21-20] 41
3.	vs. Maryland, 1/9/1982	[36-40] 76
4.	vs. South Carolina, 2/14/1966	[41-38] 79
5.	vs. N.C. State, 1/9/1960	[47-34] 81

Halftime Margin

1.	vs. Harvard, 11/25/1989	[72-30] 42
	vs. Clemson, 1/29/2000	[58-16] 42
3.	vs. William & Mary, 1/11/1989	[55-14] 41
	vs. Army, 11/22/2000	[67-26] 41
	vs. Michigan, 12/9/2000	[59-18] 41
6.	vs. Boston University, 12/30/1992	[55-16] 39
	vs. UNC Greensboro, 11/27/2004	[60-21] 39
8.	vs. Virginia, 3/4/1999	[59-21] 38
9.	vs. Winthrop, 3/14/2002	[52-15] 37
	vs. Army, 11/20/1999	[52-15] 37

Halftime Deficits

1.	vs. Tulane, 12/30/50	[27-56] 29
2.	at Louisville, 1/2/82	[27-54] 27
3.	at North Carolina, 2/17/82	[17-42] 25
4.	at North Carolina, 1/17/90	[21-45] 24
5.	at West Virginia, 12/12/58	[28-50] 22
6.	vs. Wake Forest, 3/5/82	[16-37] 21
	at Maryland, 2/2/74	[30-51] 21
	vs. St. Peter's, 3/18/68	[29-50] 21
9.	vs. North Carolina, 2/23/80	[34-54] 20
	vs. North Carolina, 2/27/60	[15-35] 20

Highest Point Improvement Between Halves

Team, Date	1st	2nd	Diff	
1.	vs. LaSalle, 12/5/1978	12	54	42
2.	vs. Virginia, 1/30/1982	13	52	39
3.	vs. N. Carolina, 3/3/1996	21	57	36
4.	vs. N. Carolina, 2/24/1979	7	40	33
5.	vs. N.C. State, 2/15/1978	22	54	32
	at N. Carolina, 2/27/1982	17	49	32
	at Clemson, 3/2/1983	27	59	32

Best Defensive Improvement Between Halves

Team, Date	1st	2nd	Diff	
1.	vs. Tulane, 12/30/1950	56	16	40
2.	vs. N.C. State, 12/1/1978	45	18	27
3.	at Wake Forest, 2/22/1968	33	8	25
4.	vs. W. Forest, 2/16/1957	44	20	24
5.	vs. N.C. State, 1/6/1962	42	19	23
	at Wake Forest, 1/1/1973	53	30	23

Best Defensive Improvement Under Coach K

Team, Date	1st	2nd	Diff	
1.	vs. Maryland, 1/17/2002	49	29	20
2.	vs. Kentucky, 11/19/1988	37	18	19
	at N. Carolina, 2/6/2005	47	28	19
4.	at Florida State, 2/23/1994	45	27	18
	at Georgia Tech, 1/5/1997	37	19	18
	vs. W. Forest, 1/19/2002	49	31	18

Largest Deficit Overcome to Win Game

1.	◆ Duke 74-72 over Tulane, 12/30/1950	32
	Duke trailed 54-22 in 1st Half	

Largest Second Half Deficit Overcome to Win

1.	◆ Duke 74-72 over Tulane, 12/30/1950	31
	Duke trailed 58-27 in 2nd Half	

Largest Halftime Deficit Overcome to Win

1.	◆ Duke 74-72 over Tulane, 12/30/1950	29
	Duke trailed 56-29 at halftime	
2.	Duke 101-99 over Wake Forest, 2/12/53	14
	Duke trailed 52-38 at halftime	
3.	Duke 64-63 over Navy, 2/14/1959	14
	Duke trailed 31-17 at halftime	
4.	Duke 85-76 over Clemson, 2/5/1969	13
	Duke trailed 42-29 at halftime	
5.	Duke 50-44 over N. Carolina, 2/10/1940	12
	Duke trailed 31-19 at halftime	
	Duke 79-69 over Virginia, 2/14/1996	12
	Duke trailed 40-28 at halftime	
	Duke 77-75 over N. Carolina, 2/28/1998	12
	Duke trailed 42-30 at halftime	

Most Field Goals Made

1.	vs. Virginia, 2/11/1965	55
2.	vs. Wake Forest, 2/12/1969	52
3.	vs. Davidson, 12/5/1961	50
	vs. Harvard, 11/25/1989	50
	vs. Mercer, 12/21/1997	50

Most Field Goal Attempts

1.	vs. N.C. State, 3/5/1955	102
2.	vs. West Virginia, 2/5/1955	100
	vs. Washington & Lee, 2/14/1951	100
4.	vs. West Virginia, 12/27/1954	99
5.	vs. Notre Dame, 2/20/1965	98

Highest Field Goal Pct.

1.	vs. Johns Hopkins, 11/26/1977	[41-55] .745
2.	vs. North Carolina, 2/24/1979	[17-23] .739
3.	vs. North Carolina, 2/29/1980	[33-46] .717
4.	vs. Virginia, 2/20/1971	[42-59] .7119
5.	at William & Mary, 11/26/1985	[37-52] .7115
6.	vs. Canisius, 12/1/1992	[41-59] .695
7.	at St. Joseph's, 1/13/1986	[43-62] .694
8.	vs. N.C. A&T, 12/19/1994	[37-54] .685
9.	vs. Clemson, 2/27/1985	[36-53] .679
10.	at N.C. State, 1/20/1994	[38-56] .678

Fewest FG Scored (since 1938)

1.	◆ vs. N.C. State, 3/8/1968	2
2.	vs. Mississippi State, 1/3/1938	7
	vs. Army, 2/5/1938	7
	vs. North Carolina, 2/5/1949	7
	vs. North Carolina, 3/4/1966	7

Fewest FG Attempts (since 1950)

1.	◆ vs. N.C. State, 3/8/1968	11
2.	vs. North Carolina, 3/4/1966	21
3.	vs. North Carolina, 2/24/1979	23
4.	vs. Wake Forest, 12/18/1971	26
5.	3x; last at Clemson, 1/23/1982	32

Most 3-Point Field Goals

1.	vs. N.C. A&T, 12/30/2000	18
	vs. Monmouth, 3/15/2001	18
3.	at North Carolina, 3/2/1997	17
	vs. Clemson, 3/9/2000	17
	vs. Temple, 12/2/2000	17
6.	vs. Florida, 12/9/1998	16
7.	vs. N.C. State, 2/8/1997	15
	vs. UCLA, 2/22/1998	15
	vs. Notre Dame, 11/26/1998	15
	vs. Princeton, 11/14/2000	15
	at Florida State, 1/4/2001	15
	at Florida State, 1/6/2002	15
	vs. UNC Greensboro, 11/27/2004	15

Most 3-Point FG Attempts

1.	vs. N.C. A&T, 12/30/2000	38
	at North Carolina, 3/4/2001	38
	vs. Monmouth, 3/15/2001	38
4.	at Florida State, 1/6/2002	37
	vs. Army, 11/23/2002	37
	at Florida State, 2/2/2003	37
7.	vs. North Carolina, 3/3/2002	36
8.	vs. North Carolina, 2/1/2001	35
9.	at North Carolina, 3/2/1997	34
	vs. Arizona, 11/26/1997	34
	vs. Temple, 1/8/2005	34

RECORDS

Highest 3-Point FG Pct.

1.	vs. Clemson, 2/1/1988	[10-11]. 909
2.	vs. Notre Dame, 11/26/1998	[15-20]. 750
3.	vs. Southern Illinois, 3/18/1993	[14-19]. 737
4.	vs. Northwestern, 12/30/1986	[11-15]. 733
5.	vs. Indiana, 3/20/1987	[8-11]. 727
6.	vs. Vanderbilt, 12/6/1986	[7-10]. 700
	vs. Kansas, 2/18/1989	[7-10]. 700
8.	vs. Florida, 12/9/1998	[16-23]. 696
9.	7x, last vs. C. Mich., 3/22/2003	[10-15]. 667

Most Free Throws Made

1.	vs. Pennsylvania, 12/22/1980	42
	vs. Fairfield, 11/14/1998	42
3.	at Northwestern, 12/2/1989	41
4.	vs. Davidson, 12/16/1952	40
	vs. New Hampshire, 12/29/1982	40
6.	vs. North Carolina, 2/6/1953	39
7.	at Pennsylvania, 12/16/1955	38
	at William & Mary, 1/22/1990	38
	vs. Clemson, 1/31/1990	38
10.	vs. Virginia, 1/15/2002	37

Most Free Throw Attempts

1.	vs. Vanderbilt, 12/1/1952	61
	vs. Davidson, 12/16/1952	61
3.	at Boston University, 1/21/1992	55
4.	at Pennsylvania, 12/16/1955	54
	vs. Fairfield, 11/14/1998	54
6.	at Northwestern, 12/2/1989	53
7.	vs. New Hampshire, 12/29/1982	51
8.	vs. Pennsylvania, 12/22/1980	50
9.	vs. Clemson, 1/31/1990	49
	vs. Virginia Tech, 1/30/2005	49

Highest Free Throw Pct.

1.	at South Carolina, 12/13/1961	[14-14]. 1.000
	vs. Davidson, 2/11/1978	[24-24]. 1.000
	vs. Virginia Tech, 12/2/1966	[29-29]. 1.000
4.	vs. UNC Greensboro, 12/31/2005	[27-28]. 964
5.	at South Carolina, 12/16/1963	[25-26]. 962
6.	vs. Texas, 12/10/2005	[23-24]. 958
7.	vs. North Carolina, 2/9/2005	[21-22]. 955
8.	vs. UCLA, 12/10/1965	[16-17]. 941
	at Georgia Tech, 1/21/1980	[16-17]. 941
10.	vs. Virginia, 12/12/1980	[15-16]. 938

Minimum 10 attempts

Most Rebounds

1.	vs. Virginia, 2/9/1956	76
	vs. Wake Forest, 2/14/1968	76
3.	vs. South Carolina, 3/3/1955	73
4.	vs. Penn State, 1/3/1966	72
5.	vs. Virginia, 12/16/1966	70
6.	vs. Virginia, 2/16/1960	69
	vs. Michigan, 12/3/1966	69
8.	vs. West Virginia, 12/27/1954	68
9.	at Virginia, 2/21/1956	67
	vs. Bucknell, 1/4/1960	67
	vs. South Carolina, 3/3/1961	67
	vs. Virginia Tech, 12/15/1970	67

Most Assists

1.	vs. Miami (Fla.), 2/19/1986	33
2.	vs. Virginia, 2/11/1965	32
3.	at Davidson, 1/29/1975	31
4.	vs. Harvard, 11/25/1989	30
	vs. South Carolina State, 11/21/1998	30
6.	vs. East Carolina, 11/30/1988	29
	vs. Clemson, 1/29/1989	29
8.	vs. East Carolina, 1/28/1978	28
	vs. Davidson, 2/11/1978	28
	vs. Harvard, 2/4/1985	28
	vs. Harvard, 1/27/1986	28
	vs. Western Carolina, 12/20/1995	28
	vs. N.C. A&T, 12/30/2000	28

Most Blocked Shots

1.	vs. Illinois-Chicago, 12/14/2004	18
2.	vs. Virginia, 1/10/1999	17
3.	vs. Virginia, 1/16/2005	14
	vs. Maryland, 1/11/2006	14
5.	vs. N.C. A&T, 12/20/1998	13
	vs. Maryland, 2/19/2003	13
	vs. Georgia Tech, 2/5/2005	13
8.	vs. Vermont, 12/28/1979	12
	vs. Maryland, 1/28/1996	12
	vs. Florida State, 1/16/1999	12
	vs. Virginia, 3/4/1999	12
	at Maryland, 1/9/2000	12
	vs. UNC Greensboro, 11/27/2004	12

Most Steals

1.	vs. Davidson, 11/20/1997	22
2.	vs. Davidson, 1/27/1976	21
	vs. Davidson, 12/5/2000	21
4.	vs. Washington College, 11/29/1977	19
	vs. Maryland, 2/3/1979	19
	vs. Maryland, 1/11/2006	19
7.	vs. Vermont, 12/30/1975	18
	vs. Chicago, 12/13/1977	18
	vs. Lehigh, 1/9/1978	18
	vs. Cornell, 12/29/1988	18
	vs. Harvard, 11/25/1989	18
	vs. North Carolina, 1/29/1997	18
	vs. North Carolina, 3/3/2002	18

Most Turnovers Caused

1.	vs. Harvard, 11/25/1989	39
2.	vs. Vermont, 12/30/1975	34
3.	vs. Massachusetts, 12/12/1983	33
	vs. South Carolina State, 12/1/1997	33
	vs. Davidson, 12/5/2000	33

Most Turnovers Committed

1.	vs. East Carolina, 12/4/1974	36
2.	at Harvard, 2/14/1989	34
3.	vs. Maryland, 2/9/1991	33
4.	at Wake Forest, 2/2/1978	31
5.	3x; last at Tulane, 1/7/1976	30



Most Personal Fouls

1.	at Wake Forest, 1/12/1954	40
2.	vs. N.C. State, 3/8/1952	39
3.	vs. New York University, 2/3/1951	37
	at Wake Forest, 2/13/2003	37
5.	vs. North Carolina, 3/1/1957	35
	vs. Wake Forest, 2/26/1954	35

Fewest Personal Fouls

1.	at Oklahoma State, 12/19/1939	3
	vs. Perry, 12/4/1945	3
3.	vs. North Carolina, 3/4/1937	4
	at Maryland, 1/13/1939	4
	vs. Navy, 2/8/1941	4
6.	vs. North Carolina, 2/24/1979	5

▲ - ACC Record
◆ - NCAA Record

Most Players to Foul Out

1.	vs. North Carolina, 3/1/1957	5
	vs. North Carolina, 3/11/1967	5
	at Wake Forest, 2/13/2003	5
	at Maryland, 2/12/2005	5
5.	12x; last vs. Maryland, 3/14/2004	4

Attendance Records

Season	Year	Games	Total	Average	Note
2000-01	39	650,550	16,681	National Champions	
1998-99	39	581,050	14,899	NCAA Finalist	
1990-91	39	577,955	14,819	National Champions	
1991-92	36	544,047	15,112	National Champions	
2003-04	37	537,381	14,524	NCAA Final Four	
2005-06	36	498,659	13,852	NCAA Regional Semifinalist	
1993-94	34	472,392	13,894	NCAA Finalist	
1997-98	36	462,279	12,841	NCAA Regional Final	
1999-00	34	462,107	13,591	NCAA Regional Semifinalist	
1988-89	36	445,402	12,372	NCAA Final Four	
1989-90	38	438,410	11,537	NCAA Finalist	

Game	Date	Total	Opponent	Arena/City
4/6/1992	50,379	Michigan	Metrodome/Minneapolis, Minn.	
4/4/1992	50,379	Indiana	Metrodome/Minneapolis, Minn.	
4/1/1991	47,100	Kansas	Hoosier Dome/Indianapolis, Ind.	
3/30/1991	47,100	UNLV	Hoosier Dome/Indianapolis, Ind.	
4/2/2001	45,994	Arizona	Metrodome/Minneapolis, Minn.	
3/31/2001	45,406	Maryland	Metrodome/Minneapolis, Minn.	
4/3/2004	44,417	Connecticut	Alamo Dome/San Antonio, Texas	
3/29/1999	41,340	Connecticut	Tropicana Field/St. Petersburg, Fla.	
3/27/1999	41,340	Michigan State	Tropicana Field/St. Petersburg, Fla.	
3/22/1998	40,589	Kentucky	Tropicana Field/St. Petersburg, Fla.	
3/20/1998	40,589	Syracuse	Tropicana Field/St. Petersburg, Fla.	

Cameron Indoor Stadium Records



Individual Records, Game

Most Points

Duke	Dick Groat vs. North Carolina, 2/29/1952	48
Opp.	Grady Wallace, South Carolina, 2/23/1957	43

Most Field Goals

Duke	Dick Groat vs. North Carolina, 2/29/1952	19
Opp	Ralph Sampson, Virginia, 12/8/1982	18

Most Field Goal Attempts

Duke	Dick Groat vs. North Carolina, 2/29/1952	37
Opp	Grady Wallace, South Carolina, 2/23/1957	32
	Al Thornton, Florida State, 2/4/2006	32

Highest Field Goal Pct.

Duke	Mike Lewis vs. Penn State, 1/3/1966	[10-10] 1.000
	Mike Gminski vs. J. Hopkins, 11/30/1976	[10-10] 1.000
Opp	Devin Gray, Clemson, 1/27/1992	[10-11] .909
	Rasheed Wallace, North Carolina, 2/2/1995	[10-11] .909

Minimum 10 attempts

Most 3-Point Field Goals

Duke	Shane Battier vs. Princeton, 11/14/2000	9
Opp	Tyrone Perry, Delaware, 12/19/1995	7

Most 3-Point Field Goal Attempts

Duke	Jason Williams vs. Temple, 12/5/2001	16
Opp	Tony Stockman, Clemson, 1/7/2001	12

Highest 3-Point Field Goal Pct.

Duke	Trajan Langdon vs. St. Joseph's, 11/20/1996	[6-7] .857
Opp	Tyrone Perry, Delaware, 12/19/1995	[7-8] .875

Minimum 5 attempts

Most Free Throws Made

Duke	Bucky Allen vs. N.C. State, 1/5/1957	20
Opp	Grady Wallace, South Carolina, 2/23/1957	21

Most Free Throw Attempts

Duke	Bucky Allen vs. N.C. State, 1/5/1957	23
Opp	Dickie Hemric, Wake Forest, 2/19/1955	26

Highest Free Throw Pct.

Duke	22x	
	last by J.J. Redick vs. N.C. State, 1/18/2006	[10-10] 1.000
Opp	7x	
	last by Jason Capel, North Carolina, 3/3/2002	[12-12] 1.000

Minimum 10 attempts

Most Rebounds

Duke	Bernie Janicki vs. North Carolina, 2/29/1952	31
Opp	Grady Wallace, South Carolina, 2/23/1957	18
	David Duarte, Cincinnati, 12/29/1979	18
	Joe Smith, Maryland, 3/1/1995	18
	Sean May, North Carolina, 2/9/2005	18

Assists

Duke	Bobby Hurley vs. Florida State, 2/24/1993	16
Opp	Craig Neal, Georgia Tech, 2/3/1988	14

Blocked Shots

Duke	Shelden Williams vs. Maryland, 1/11/2006	10
Opp	Robert Siler, Wake Forest, 1/14/1991	9

Steals

Duke	Kenny Dennard vs. Maryland, 2/3/1979	11
Opp	Kenny Carr, N.C. State, 2/18/1976	7
	Spud Webb, N.C. State, 2/20/1985	7

Team Records, Game

Most Points

Duke	Virginia, 2/11/1965	136
Opp	North Carolina, 3/5/1983	105

Fewest Points

Duke	North Carolina, 2/23/1940	27
	Ft. Bragg, 1/2/1945	27
Opp	Maryland, 1941	17

Fewest Points in a Half

Duke	North Carolina, 2/24/1979	[1st Half] 7
Opp	North Carolina, 2/24/1979	[1st Half] 0

Most Field Goals

Duke	Virginia, 2/11/1965	55
Opp	Penn State, 1/3/1967	39

Fewest Field Goals

Duke	Fort Bragg, 1/2/1945	9
Opp	Maryland, 1941	6

Most Field Goal Attempts

Duke	Washington & Lee, 2/14/1951	100
	West Virginia, 2/5/1955	100
Opp	Penn State, 1/3/1967	89
	Wake Forest, 2/12/1969	89

Fewest Field Goal Attempts

Duke	North Carolina, 2/24/1979	23
Opp	N.C. State, 1/9/1960	30
	South Carolina, 2/23/1957	30

Highest Field Goal Pct.

Duke	Johns Hopkins, 11/26/1977	.745
Opp	UCLA, 12/10/1965	.733

Lowest Field Goal Pct.

Duke	North Carolina, 2/25/1949	.128
Opp	Ft. Bragg, 1/2/1945	.126

Most 3-Point Field Goals

Duke	N.C. A&T, 12/30/2000	18
Opp	North Carolina, 3/5/1983	12

Most 3-Point Field Goal Attempts

Duke	N.C. A&T, 12/30/2000	38
Opp	Fairfield, 11/14/1998	27

Most Free Throws Made

Duke	Fairfield, 11/14/1998	42
	Pennsylvania, 12/22/1980	42
Opp	N.C. State, 1/8/1955	38

Fewest Free Throws Made

Duke	Milligan, 12/10/1943	2
Opp	Maryland, 2/18/1978	0
	Georgia Tech, 2/3/1982	0

Most Free Throw Attempts

Duke	Vanderbilt, 12/1/1952	61
	Davidson, 12/16/1952	61
Opp	George Washington, 2/9/1953	54
	North Carolina, 3/1/1957	54

Fewest Free Throw Attempts

Duke	The Citadel, 1940	8
	Clemson, 1940	8
	Tennessee, 1942	8
Opp	Maryland, 2/18/1978	1

Highest Free Throw Pct.

Duke	Davidson, 2/11/1978	[24-24] 1.000
Opp	Penn State, 1/3/67	[6-6] 1.000
	Iowa, 1/16/93	[5-5] 1.000

Lowest Free Throw Pct.

Duke	Milligan, 12/10/1943	.181
Opp	Georgia Tech (h), 2/3/1982	[0-7] .000
	Maryland (h), 2/18/1978	[0-1] .000

Most Rebounds

Duke	Virginia, 2/9/1956	76
	Wake Forest, 2/14/1968	76
Opp	N.C. State, 1/8/1955	62

Most Assists

Duke	Miami, 2/19/1986	33
Opp	Auburn, 12/30/1981	27

Largest Victory Margin

Duke	Harvard, 11/25/1989	76
Opp	Norfolk, 1/5/1944	33

Most Personal Fouls


Duke	New York University, 2/3/1951	37
Opp	New Hampshire, 12/29/1982	38

Fewest Personal Fouls

Duke	Clemson, 1940	4
	Navy, 1941	4
Opp	Cherry Point Marines, 1/8/1944	6
	Fort Bragg, 12/21/1943	6

Most Disqualifications

Duke	North Carolina, 3/1/1975	5
Opp	N.C. State, 1/7/1950	5



Shane Battier

RECORDS

Miscellaneous

Most Victories

By Duke 16 in 1991

Most Losses

By Duke 8 in 1944

Fewest Losses

By Duke 0, 14 times: last in 2003 (15-0)

Most 100-Point Games

By Duke 7 in 2001
By Opponents 3 in 1983

All-Time 100-Point Games

By Duke 111
By Opponents 5

50th Anniversary Game

Jan. 6, 1990 Duke 76, Virginia 68

Longest Winning Streak

Jan. 13, 1997 – Feb. 5, 2000 46 games
Nov. 25, 2001 – Feb. 26, 2004 41 games
Nov. 14, 1990 – Jan. 16, 1993 36 games

Longest Non-Conference Winning Streak

Feb. 2, 1983 - Dec. 2, 1995 95 Games

Milestone Games

Game 1	Jan. 6, 1940
	Duke 36, Princeton 27
Game 100	Feb. 19, 1948
	Duke 57, Virginia 48
Game 200	Feb. 27, 1957
	Duke 81, Virginia 66
Game 300	Feb. 21, 1967
	Duke 97, Wake Forest 84
Game 400	Dec. 11, 1976
	Duke 65, Richmond 63
Game 500	Jan. 26, 1984
	N.C. State 79, Duke 76
Game 600	Dec. 29, 1990
	Duke 97, Lehigh 67
Game 700	Feb. 27, 1997
	Duke 81, Maryland 69
Game 800	March 3, 2004
	Georgia Tech 76, Duke 68

Cameron Indoor Stadium Year-by-Year Record

Year	W	L	Pct.
1940	9	1	.900
1941	6	5	.545
1942	11	0	1.000
1943	8	2	.800
1944	7	8	.467
1945	6	5	.545
1946	10	2	.833
1947	8	2	.800
1948	12	4	.800
1949	7	3	.700
1950	11	2	.846
1951	7	3	.700
1952	11	1	.917
1953	9	2	.818
1954	10	1	.909
1955	9	1	.900
1956	9	1	.900
1957	8	1	.889
1958	9	0	1.000
1959	7	3	.700
1960	5	4	.556
1961	8	0	1.000
1962	11	1	.917
1963	11	0	1.000
1964	10	0	1.000
1965	8	2	.800
1966	10	0	1.000
1967	8	1	.889
1968	9	1	.900
1969	6	4	.600
1970	8	2	.800
1971	8	2	.800
1972	10	2	.833
1973	8	2	.800
1974	7	4	.636
1975	8	4	.667
1976	8	4	.667
1977	6	5	.545
1978	12	0	1.000
1979	10	1	.909
1980	10	2	.833
1981	9	3	.750
1982	8	7	.533
1983	9	7	.563
1984	11	5	.688
1985	12	3	.800
1986	15	0	1.000
1987	14	2	.875
1988	12	2	.857
1989	14	1	.933
1990	13	1	.929
1991	16	0	1.000
1992	13	0	1.000
1993	14	2	.875
1994	15	2	.882
1995	8	6	.571
1996	11	4	.733
1997	15	2	.882
1998	15	0	1.000
1999	14	0	1.000
2000	13	2	.867
2001	13	2	.819
2002	13	0	1.000
2003	15	0	1.000
2004	14	1	.933
2005	14	1	.933
2006	14	1	.933
Totals	689	142	.829

Kryzewskiville



Though tents popped up from time to time at Duke before the arrival of Mike Kryzewski in 1980, Kryzewskiville — named "Tent City" prior to that — came to form as we know it today in 1986 when the popularity of the team soared with its immense success. After its humble beginnings when only a handful of students erected tents in the courtyard area outside of Cameron Indoor Stadium, Kryzewskiville has grown and is now an integral part of the Duke

culture. Today, more than a thousand students camp out for their place in line in order to get the best seats at games, sometimes for as long as 10 weeks.

The increased growth of K-ville has brought on more rules. Currently, there are two games per season designated as "tenting" games, one of which is always the North Carolina contest. At least one person needs to man the tent at all times unless the head line monitor, who is essentially the mayor of K-ville, declares a grace period for weather. Generally, there are 12 people in each tent, which are often adorned with numbers and phrases to differentiate themselves.

Coach K addresses the students prior to each of the designated tenting games, and is known to send pizzas to them for their dedication to the Duke basketball team. Keeping true to its emphasis on schoolwork, Duke officials made sure that wireless internet access is available in K-ville during a recent courtyard renovation so students could handle their academic requirements during the spring semester.

Duke's "Sixth Man", better known as the Cameron Crazies, is among the best cheering sections in all of sports. Their creativity is emulated, but never matched, at other schools around the nation. Largely because of their fervent support, the game experience at Cameron Indoor Stadium has become an event itself and a destination for many die-hard sports fans in the United States.

100-Point Games

Date	Opponent	Loc	W/L	Score
12/31/2005	UNC Greensboro	N	W	102-69
12/18/2005	Valparaiso	H	W	104-77
2/20/2005	Wake Forest	H	W	102-92
1/30/2005	Virginia Tech	H	W	100-65
1/15/2003	Virginia	H	W	104-93
11/23/2002	Army	H	W	101-53
2/14/2002	N.C. State	H	W	108-71
1/19/2002	Wake Forest	H	W	103-80
1/10/2002	Georgia Tech	H	W	104-79
1/2/2002	Davidson	N	W	106-73
12/8/2001	Michigan	A	W	104-83
11/25/2001	Portland	H	W	104-62
2/11/2001	N.C. State	H	W	101-75
2/4/2001	Florida State	H	W	100-58
1/13/2001	Virginia	H	W	103-61
1/7/2001	Clemson	H	W	115-72
12/30/2000	N.C. A&T	H	W	108-73
12/9/2000	Michigan	H	W	104-61
12/5/2000	Davidson	H	W	102-60
2/16/2000	Florida State	H	W	101-68
2/5/2000	Virginia	H	W	106-86
1/5/2000	Virginia	A	W (ot)	109-100
12/21/1999	Davidson	H	W	109-65
12/19/1999	N.C. A&T	H	W	101-60
12/11/1999	Michigan	A	W	104-97
11/20/1999	Army	H	W	100-42
3/4/1999	Virginia	N	W	104-67
2/13/1999	Wake Forest	H	W	102-71
2/11/1999	Virginia	H	W	100-54
1/10/1999	Virginia	A	W	115-69
12/12/1998	Michigan	H	W	108-64
12/9/1998	Florida	H	W	116-86
11/26/1998	Notre Dame	N	W	111-82
11/21/1998	S.C. State	H	W	120-56
2/22/1998	UCLA	H	W	120-84
1/20/1998	N.C. A&T	H	W	101-66
1/3/1998	Maryland	A	W	104-72
12/21/1997	Mercer	H	W	126-64
12/6/1997	Virginia	H	W	103-59
11/24/1997	Chaminade	N	W	106-70
11/20/1997	Davidson	H	W	100-65
1/2/1997	S.C. State	H	W	104-54
12/30/1996	Western Carolina	H	W	104-54
12/22/1996	Army	H	W	100-38
12/2/1996	Lehigh	H	W	103-51
12/20/1995	Western Carolina	H	W	107-67
2/2/1995	North Carolina	H	L (2ot)	100-102
11/20/1995	S.C. State	H	W	107-61
12/6/1994	G. Washington	H	W	103-73
1/22/1994	Florida State	H	W	106-79
3/18/1993	Southern Illinois	N	W	105-70
2/16/1993	San Francisco	H	W	117-73
1/6/1993	Clemson	H	W	110-67

Opponent 100-Point Games

Score	Opponent	Date	Place
122-109	Wake Forest	1/22/75	Winston-Salem
113-108	Michigan	12/9/89	Ann Arbor
113-87	N.C. State	2/20/74	Raleigh
113-87	G. Washington	12/22/52	Washington
111-114	Maryland	2/10/90	College Park
110-104	Wake Forest	2/19/83	Greensboro
109-66	Virginia	3/11/83	Atlanta
107-87	UCLA	12/10/66	Los Angeles
106-78	N.C. State	1/24/76	Raleigh
105-84	Virginia	2/5/83	Charlottesville
105-81	North Carolina	3/5/83	Durham
104-82	Virginia	12/8/73	Charlottesville
104-83	Maryland	2/2/74	College Park
104-80	Maryland	2/8/75	Durham
104-95	N.C. State	1/2/76	Greensboro
104-91	Virginia	12/8/83	Durham
103-82	North Carolina	1/22/83	Chapel Hill
103-96	Arizona	2/24/91	Tucson
103-104	Kentucky	3/28/92	Philadelphia
102-96	Clemson	1/14/76	Clemson
102-100	North Carolina	2/2/95	Durham
101-90	Maryland	2/21/83	Durham
100-71	St. Peter	3/18/68	New York
100-66	N.C. State	2/19/75	Raleigh
100-109	Virginia	1/5/00	Charlottesville

Duke 100-Point Game Facts

Duke 100-Point Game Record:	162-5
Home 100-Point Game Record:	111-1
100-Point Game Record at Cameron Indoor Stadium:	111-1
Away 100-Point Game Record:	32-4
Neutral Site 100-Point Game Record:	19-0
Overtime 100-Point Games:	[6-2]8
Most Consecutive Wins When Scoring 100:	[12/15/51 - 11/30/74]54 [12/20/95 - Present]46
Most Consecutive Losses When Scoring 100:	[Five Times]1
Most Consecutive 100-Point Games:	3, three times vs. Michigan, N.C. A&T and Davidson in 1999-00 vs. Army, Western Carolina and S.C. State in 1996-97 and vs. Harvard, Canisius and Northwestern in 1989-90
Most Frequent 100-Point Game Opponent:	[last in 2003] Virginia, 18 times
Most 100-Point Games in a Season:	[1964-65]9
Under Mike Krzyzewski:	[home: 71-0; away: 16-2; neutral: 10-0]97-2

Date	Opponent	Loc	W/L	Score
12/30/1992	Boston U.	H	W	106-72
12/7/1992	Northeastern	H	W	103-72
12/1/1992	Canisius	H	W	110-62
3/28/1992	Kentucky	N	W (OT)	104-103
2/1/1992	Notre Dame	H	W	100-71
1/27/1992	Clemson	H	W	112-73
1/18/1992	Charlotte	H	W	104-82
1/15/1992	N.C. State	H	W	110-75
11/30/1991	Harvard	H	W	118-65
11/25/1991	East Carolina	H	W	103-75
3/14/1991	La-Monroe	N	W	102-73
2/9/1991	Maryland	H	W	101-81
1/2/1991	Boston U.	H	W	109-55
12/19/1990	Harvard	A	W	103-61
12/1/1990	Charlotte	H	W	111-94
11/26/1990	East Carolina	H	W	125-82
11/16/1990	Boston College	H	W	100-76
3/9/1990	Maryland	N	W	104-84
2/12/1990	Stetson	A	W	102-67
2/10/1990	Maryland	A	W (ot)	114-111
1/22/1990	William & Mary	A	W	109-76
1/3/1990	The Citadel	H	W	108-69
12/28/1989	Drake	N	W	101-77
12/9/1989	Michigan	A	L (ot)	108-113
12/2/1989	Northwestern	A	W	103-77
11/29/1989	Canisius	H	W	102-66
11/25/1989	Harvard	H	W	130-54
2/18/1989	Kansas	H	W	102-77
2/5/1989	Notre Dame	A	W	102-80
1/11/1989	William & Mary	H	W	100-38
1/5/1989	Davidson	H	W	101-53
12/10/1988	Miami (Fla.)	A	W	117-102
2/1/1988	Clemson	H	W	101-63
1/23/1988	Wake Forest	A	W	103-70
1/6/1988	Miami (Fla.)	H	W	107-69
1/4/1988	William & Mary	H	W	101-70
12/21/1987	Harvard	H	W	121-62
12/9/1987	Davidson	A	W	105-71
11/28/1987	App. State	H	W	110-74
1/24/1987	Clemson	A	W (ot)	105-103
12/30/1986	Northwestern	H	W	106-55
12/3/1986	East Carolina	H	W	103-65
2/19/1986	Miami (Fla.)	H	W	104-82
1/26/1985	Clemson	A	W	100-83
2/26/1983	Georgia Tech	H	W	106-81
2/19/1983	Wake Forest	A	L	104-110
12/20/1980	Detroit	H	W	111-71
2/11/1978	Davidson	H	W	104-88
2/8/1978	Virginia	H	W	100-75
1/28/1978	East Carolina	H	W	105-82
1/11/1978	Clemson	A	W	107-85
1/9/1978	Lehigh	H	W	105-63
11/29/1977	Wash. College	H	W	110-66
1/5/1977	Davidson	A	W	102-51
1/24/1976	N.C. State	A	L	101-106
12/27/1975	W. Kentucky	N	W	111-90
11/29/1975	Johns Hopkins	H	W	103-72
2/22/1975	Georgia Tech	H	W	107-76
1/29/1975	Davidson	A	W	113-76

Date	Opponent	Loc	W/L	Score
1/22/1975	Wake Forest	A	L	109-122
11/30/1974	Cornell	H	W	100-62
12/29/1973	Yale	H	W	105-80
12/30/1972	Harvard	H	W	102-76
12/12/1972	East Carolina	H	W	108-74
2/20/1971	Virginia	H	W	101-69
12/15/1970	Virginia Tech	H	W	104-75
2/17/1969	Virginia	H	W	100-81
2/12/1969	Wake Forest	H	W	122-93
2/14/1968	Wake Forest	H	W	105-65
1/9/1968	Clemson	H	W	101-79
12/30/1967	Wake Forest	N	W	103-76
12/13/1967	Virginia	H	W	103-61
2/28/1967	Wake Forest	A	W	113-71
2/1/1967	Virginia	A	W	100-77
3/3/1966	Wake Forest	N	W	103-73
1/15/1966	Wake Forest	H	W	101-81
12/21/1965	Michigan	N	W (ot)	100-93
2/12/1965	Furman	H	W	102-67
12/1/1965	Virginia Tech	N	W	112-79
3/5/1965	Wake Forest	N	W	101-81
2/20/1965	Notre Dame	N	W	101-88
2/11/1965	Virginia	H	W	136-72
2/6/1965	West Virginia	H	W	109-89
1/16/1965	Wake Forest	H	W	105-77
1/12/1965	Clemson	H	W	106-81
1/5/1965	Penn State	H	W	121-88
12/19/1964	Virginia	A	W	104-91
12/12/1964	South Carolina	H	W	111-72
3/14/1964	Connecticut	N	W	101-54
2/29/1964	North Carolina	A	W	104-69
2/8/1964	N.C. State	A	W	104-72
2/1/1964	Navy	H	W	121-63
2/23/1963	North Carolina	H	W	106-93
1/26/1963	West Virginia	H	W	111-71
12/29/1962	Wake Forest	N	W	113-87
2/10/1962	Virginia	H	W	101-75
1/11/1962	Clemson	A	W	104-96
12/5/1961	Davidson	H	W	117-72
2/23/1961	Seton Hall	A	W	112-78
2/9/1961	Wake Forest	H	W	100-90
1/31/1961	South Carolina	A	W	107-94
12/12/1960	South Carolina	H	W	107-79
1/11/1956	Clemson	A	W	109-80
2/22/1955	Virginia	A	W	105-92
2/5/1955	West Virginia	H	W	115-75
1/15/1955	Virginia	H	W	109-89
12/14/1954	Davidson	A	W	107-75
12/3/1954	Clemson	H	W	115-54
2/13/1954	Virginia Tech	A	W	107-53
12/12/1953	William & Mary	H	W	109-44
12/5/1953	Tennessee	H	W	101-61
12/2/1953	Furman	H	W	110-76
2/12/1953	Wake Forest	A	W (ot)	101-99
12/15/1951	VMI	H	W	102-45

Overtime Games

Date	Opponent	Loc	W/L	Score
2/4/2006	Florida State	H	W	97-96
2/12/2005	Maryland	A	L	92-99
3/14/2004	Maryland	N	L	87-95
2/5/2004	North Carolina	A	W	83-81
2/13/2003	Wake Forest (2)	A	L	80-94
12/18/2001	Kentucky	N	W	95-92
1/27/2001	Maryland	A	W	98-96
2/3/2000	North Carolina	A	W	90-86
1/19/2000	N.C. State	H	W	92-88
1/5/2000	Virginia	A	W	109-100
12/4/1999	DePaul	H	W	84-83
11/11/1999	Stanford	N	L	79-80
1/24/1999	St. John's	A	W	92-88
1/7/1997	Clemson	A	L	82-86
12/5/1996	Florida State	H	W	72-66
2/17/1996	N.C. State	H	W	79-76
2/7/1996	Georgia Tech	A	L	71-73
2/2/1995	North Carolina (2)	H	L	100-102
1/14/1995	Virginia (2)	H	L	88-91
1/24/1993	Florida State	A	L	88-89
1/4/1993	Oklahoma	H	W	88-84
3/28/1992	Kentucky	N	W	104-103
12/14/1991	Michigan	A	W	88-85
2/24/1991	Arizona (2)	A	L	96-103
3/24/1990	Connecticut	N	W	79-78
2/10/1990	Maryland	A	W	114-111
1/24/1990	N.C. State	H	W	85-82
12/9/1989	Michigan	A	L	108-113
2/20/1988	Kansas	A	W	74-70
3/6/1987	N.C. State	N	L	64-71
2/15/1987	Notre Dame	A	L	66-70
1/31/1987	Wake Forest	A	W	62-60
1/24/1987	Clemson	A	W	105-103
1/30/1985	Wake Forest	A	W	76-70
1/17/1985	Wake Forest	H	L	89-91
1/14/1985	Maryland	A	L	76-78
3/9/1984	Georgia Tech	N	W	67-63
3/3/1984	North Carolina (2)	A	L	83-96
2/23/1984	N.C. State	A	W	73-70
2/18/1984	Wake Forest	H	W	79-77
2/24/1982	Clemson (3)	H	W	73-72
2/8/1982	UNC Wilmington	H	W	67-57
11/28/1981	Vanderbilt (2)	H	L	75-76
2/28/1981	North Carolina	H	W	66-65
2/25/1981	Clemson	A	L	52-54
12/9/1980	Vanderbilt	A	W	72-69
2/20/1980	Clemson	H	W	87-82
1/9/1980	Clemson	A	L	82-87
12/29/1979	Cincinnati	H	W	87-75
12/21/1979	Boston College	N	W	70-64
11/17/1979	Kentucky	N	W	82-76
12/29/1978	Ohio State	N	L	84-90
12/10/1977	Southern Cal	A	L	81-87
2/5/1977	Maryland	H	L	64-65
1/17/1977	Virginia	A	W	82-74
1/12/1977	Clemson	H	L	73-80
12/14/1976	Connecticut	N	W	64-62
3/4/1976	Maryland	N	L	78-80
1/21/1976	Wake Forest	H	W	97-93
1/14/1976	Clemson	A	L	96-102
2/1/1975	Virginia	H	L	85-92
1/3/1975	North Carolina	N	W	99-96
3/2/1974	North Carolina	A	L	92-96
1/3/1973	Virginia	A	L	74-80
2/23/1972	N.C. State	H	W	74-73
12/7/1971	Pennsylvania	H	L	49-50
3/27/1971	St. Bonaventure	N	L	88-92
2/18/1970	Davidson	A	W	79-76
1/7/1970	Wake Forest	H	W	78-72
12/1/1969	Virginia Tech (2)	N	W	66-63
2/19/1969	Davidson	A	L	80-88
3/2/1968	North Carolina (3)	H	W	87-86
1/14/1967	Maryland	A	W	72-69
2/22/1966	Wake Forest	A	L	98-99
12/21/1965	Michigan	N	W	100-93
2/9/1965	N.C. State	H	W	78-67
12/30/1964	Ohio State (2)	A	W	94-89
12/10/1964	Navy	N	W	93-87
1/25/1964	Tennessee (2)	N	W	67-65
12/11/1963	Vanderbilt	A	L	92-97
2/25/1961	North Carolina	A	L	66-69
1/11/1961	Virginia	A	W	92-90
12/3/1960	Louisiana State	H	W	80-74
3/7/1958	Maryland	N	L	65-71



Mike Krzyzewski has a 28-16 record in overtime as Duke's head coach.

Date	Opponent	Loc	W/L	Score
2/25/1958	Virginia (3)	A	L	68-70
1/11/1958	N.C. State (2)	H	W	76-75
12/28/1957	Wake Forest	N	W	79-75
12/21/1957	Pittsburgh (2)	A	L	84-87
2/2/1957	Navy	A	L	69-71
3/4/1955	Virginia	N	W	90-77
2/19/1953	William & Mary	A	L	82-85
2/12/1953	Wake Forest	A	W	101-99
2/9/1952	Navy	A	W	70-68
1/5/1952	N.C. State	H	L	70-72
1/6/1951	N.C. State	H	L	71-77
2/1/1950	G. Washington (2)	A	L	55-62
12/17/1949	Washington & Lee	A	W	81-67
1/9/1947	NYU	A	L	61-64
2/28/1946	N.C. State	N	W	44-38

Date	Opponent	Loc	W/L	Score
1/9/1946	North Carolina	A	W	51-46
1/1/1944	Long Island	A	L	57-59
2/27/1942	North Carolina	H	W	41-40
2/13/1941	Wake Forest	H	W	42-41
2/12/1940	Clemson	H	W	39-37
3/20/1937	N.C. State	H	W	36-33
3/17/1937	VMI	A	L	31-32
2/6/1936	North Carolina	A	W	36-34
3/6/1935	Navy	A	L	38-44
2/20/1932	Maryland	H	L	18-20
2/8/1932	Tennessee	A	L	31-32
1/9/1932	William & Mary	H	W	28-20
2/20/1922	Florida	A	L	26-33
1914	N.C. State	H	W	33-25

Duke Overtime Facts

Duke Overtime Record:	64-49
Home Overtime Record:	26-11
Overtime Record at Cameron Indoor Stadium:	22-10
Away Overtime Record:	23-31
Neutral Site Overtime Record:	15-7
Longest Win Streak:	[12/4/99 - 12/18/01] 6
Longest Losing Streak:	[1/24/93 - 2/7/96] 4
Single Overtime Games:	98
Double Overtime Games:	12
Triple Overtime Games:	3
Most Frequent Overtime Opponent:	[last in 2000] N.C. State, 13 times
Most Overtime Games in a Season:	[1957-58, 1979-80 & 1999-2000] 5
Most Overtime Periods in a Season:	[1957-58] 9
Under Mike Krzyzewski:	[home: 11-2; away: 13-11; neutral: 4-3] 28-16

Opponent Records

Team, Game	
Most Points	
By Wake Forest (a), 1/22/1975	122
By George Washington (a), 12/22/1952	113
N.C. State (a), 2/20/1974	113
Michigan (a), 12/9/1989	113
By Maryland (a), 2/10/1990	111
By Wake Forest (n), 2/19/1983	110
By Virginia (n), 3/11/1983	109
By UCLA (a), 12/10/1966	107
By N.C. State (a), 1/24/1976	106
By Virginia (a), 2/5/1983	105
By North Carolina (h), 3/5/1983	105
Fewest Points	
By 3x: last by Guilford, 1906-07	1
Fewest Points in a Half	
By North Carolina, 2/24/1979 (1st Half)	0
Most Field Goals Made	
By Wake Forest (a), 1/22/1975	49
Fewest Field Goals Made	
By N.C. State (n), 3/8/1968	4
Most Field Goal Attempts	
By N.C. State (a), 2/20/1974	100
Vanderbilt (h), 12/11/1962	100
Fewest Field Goal Attempts	
By N.C. State (n), 3/8/1968	13
Highest Field Goal Pct.	
By UCLA (h), 12/10/1965	[44-60] .714
Lowest Field Goal Pct.	
By Ft. Bragg (h), 1/2/1945	.126
Most 3-Point Field Goals Made	
By Wake Forest (n), 3/10/1995	16
Most 3-Point Field Goal Attempts	
By Clemson (h), 1/7/2001	28
Most Free Throws Made	
By Wake Forest (n), 12/20/1968	42
Fewest Free Throws Made	
By Georgia Tech (h), 2/3/1982	0
Maryland (h), 2/18/1978	0
Most Free Throw Attempts	
By Virginia (a), 2/22/1955	55
Fewest Free Throw Attempts	
By N.C. State (n), 12/1/1978	1
Maryland (h), 2/18/1978	1
Most Free Throws Made, No Misses	
By N.C. State (a), 2/25/1970	[17-17] 1.000
Lowest Free Throw Pct.	
By Georgia Tech (h), 2/3/1982	[0-7] .000
Maryland (h), 2/18/1978	[0-1] .000
Most Rebounds	
By Wake Forest (n), 12/20/1968	68
Most Assists	
By Clemson (a), 2/26/1986	36
Most Personal Fouls	
By North Carolina (a), 2/6/1953	39
Fewest Personal Fouls	
By Washington & Lee (a), 2/16/1939	4
Oklahoma State (a), 12/19/1939	4
Most Disqualifications	
By 5X: last by Maryland (a), 2/10/1990	5

Individual Records, Game

Points	
Rk Name, Opponent, Date	Pts
1. Ernie Beck, Pennsylvania (n), 12/30/1952	47
2. Don Hennon, Pittsburgh (a), 12/21/1957	45
Kenny Carr, N.C. State (n), 1/2/1976	45
4. Dickie Hemric, Wake Forest (h), 2/12/1953	44
Kenny Higgs, LSU (n), 12/20/1974	44
Kenny Carr, N.C. State (a), 1/24/1976	44
7. Grady Wallace, South Carolina (h), 2/23/1957	43
8. Buzzy Wilkinson, Virginia (n), 3/4/1954	42
9. Grady Wallace, South Carolina (n), 3/7/1957	41
Jack Givens, Kentucky (n), 3/27/1978	41
Len Bias, Maryland (h), 1/25/1986	41
12. 7x: last Marvis Thornton, St. John's (a), 1/24/1999	40
Most Field Goals Made	
1. Don Hennon, Pittsburgh (a), 12/21/1957	20
2. Ernie Beck, Penn (n), 12/30/1952	18
Lew Alcindor, UCLA (a), 12/10/1966	18
Kenny Carr, N.C. State (n), 1/2/1976	18
Jack Givens, Kentucky (n), 3/27/1978	18
Ralph Sampson, Virginia (n), 12/8/1982	18
Most Field Goal Attempts	
1. Buzzy Wilkinson, Virginia (n), 3/4/1954	44
2. Don Hennon, Pittsburgh (a), 12/21/1957	42
3. Grady Wallace, South Carolina (n), 3/7/1957	40
4. Rod Hundley, West Virginia (n), 12/27/1956	32
Grady Wallace, South Carolina (h), 2/23/1957	32
Al Thornton, Florida State (h), 2/4/2006	32
Highest Field Goal Pct.	
1. Larry Miller, North Carolina (n), 3/11/1967	[13-14] .929
2. Ben Coleman, Maryland (a), 2/11/1984	[11-12] .917
3. Devin Gray, Clemson (h), 1/27/1992	[10-11] .909
Rasheed Wallace, North Carolina (h), 2/2/1995	[10-11] .909
5. Cazzie Russell, Michigan (a), 12/21/1963	[9-10] .900
Lee Raker, Virginia (a), 1/31/1981	[9-10] .900
<i>Minimum 10 field goal attempts</i>	
Most 3-Point Field Goals Made	
1. Randolph Childress, Wake Forest (n), 3/10/1995	8
2. Mark Mocnik, Campbell (n), 3/19/1992	7
Tyrone Perry, Delaware (h), 12/19/1995	7
Marvis Thornton, St. John's (a), 1/24/1999	7
5. 6x: last Tim Pickett, Florida State (a), 2/29/2004	6
Most 3-Point Field Goal Attempts	
1. Mark Karcher, Temple (n), 3/21/1999	15
2. Dennis Scott, Georgia Tech (n), 3/10/1990	13
Mark Mocnik, Campbell (n), 3/19/1992	13
Curtis Staples, Virginia (n), 3/5/1998	13
5. 10x: last Tim Pickett, Florida State (a), 2/29/2004	12
3-Point Field Goal Pct.	
1. Tim Mullen, Virginia (a), 2/5/1983	[5-5] 1.000
2. Tyrone Perry, Delaware (h), 12/19/1995	[7-8] .875
3. Marc Campbell, Clemson (h), 1/29/1983	[5-6] .833
Exree Hipp, Maryland (h), 1/28/1995	[5-6] .833
Lakista McCuller, N.C. State (a), 2/18/1995	[5-6] .833
Devin Smith, Virginia (a), 1/11/2004	[5-6] .833
<i>Minimum five three-point field goal attempts</i>	
Most Free Throws Made	
1. Bob Zeitz, N.C. State (n), 12/29/1956	22
2. Grady Wallace, South Carolina (h), 2/23/1957	21
York Larese, North Carolina (n), 12/29/1959	21
4. Dickie Hemric, Wake Forest (h), 2/19/1955	20
5. Buzzy Wilkinson, Virginia (a), 2/22/1955	18

Most Free Throws Attempted	
1. Dickie Hemric, Wake Forest (h), 2/19/1955	26
2. Buzzy Wilkinson, Virginia (a), 2/22/1955	25
3. Grady Wallace, South Carolina (h), 2/23/1957	23
4. Dickie Hemric, Wake Forest (a), 1/12/1954	22
5. Buzzy Wilkinson, Virginia (n), 3/4/1954	22
Most Free Throws Made, No Misses	
1. York Larese, North Carolina (n), 12/29/1959	21
2. John Roche, South Carolina (a), 2/14/1970	15
Carlos Yates, George Mason (h), 1/3/1983	15
4. Kenny Higgs, LSU (n), 12/20/1974	14
Mark Price, Georgia Tech (n), 3/9/1985	14
6. Len Bias, Maryland (h), 1/25/1986	13
7. Jeff Jones, Virginia (h), 1/30/1982	12
Todd Fuller, N.C. State (a), 1/18/1996	12
Jason Capel, North Carolina (h), 3/3/2002	12
10. 4x: last by Marty Patterson, Clemson (a), 2/2/1974	11
Rebounds	
1. Clyde Lee, Vanderbilt (a), 12/11/1963	26
2. Sean May, North Carolina (a), 3/6/2005	24
3. Len Chappell, Wake Forest (a), 2/3/1960	23
4. Len Chappell, Wake Forest (a), 2/15/1962	22
Lew Alcindor, UCLA (a), 12/10/1966	22
Assists	
1. Jerry Kroll, Davidson (a), 2/19/1969	19
Anthony Jenkins, Clemson (a), 2/26/1986	19
Craig Neal, Georgia Tech (a), 2/28/1988	19
4. 4x: last Jason Kidd, California (n), 3/20/1993	14
Blocks	
1. Wayne "Tree" Rollins, Clemson (a), 2/3/1977	10
2. Robert Siler, Wake Forest (h), 1/14/1991	9
3. Scott VanSchaardenburg, The Citadel (a), 1/16/1991	8
Acie Earl, Iowa (n), 3/21/1992	8
5. 4x: last Allen Pinson, Toledo (h), 12/12/2004	7
Steals	
1. Kenny Anderson, Georgia Tech (a), 1/30/1991	8
2. Kenny Carr, N.C. State (h), 2/18/1976	7
Clyde Austin, N.C. State (n), 11/27/1976	7
Dudley Bradley vs. North Carolina (n), 3/3/1979	7
Spud Webb, N.C. State (n), 2/20/1985	7
Chris Corchiani, N.C. State (a), 1/26/1989	7
Minutes Played	
1. Larry Miller, North Carolina (h), 3/2/1968	55
2. Vince Hamilton, Clemson (h), 2/24/1982	53
3. Mike Eppley, Clemson (h), 2/24/1982	52
Charles Green, East Carolina (h), 11/27/1982	52
5. Fred Gilliam, Clemson (h), 2/24/1982	51
■ -Cameron Indoor Stadium record	
Individual Records, Career	
Most Points	
1. Dickie Hemric, Wake Forest, 1954-57	[9 Games] 270
2. Len Chappell, Wake Forest, 1960-63	[10 Games] 255
3. Lennie Rosenbluth, North Carolina, 1954-56	[9 Games] 251
Phil Ford, North Carolina, 1975-78	[11 Games] 251
5. Bob Leonard, Wake Forest, 1964-66	[10 Games] 240
6. Len Bias, Maryland, 1983-86	[10 Games] 237
7. Rod Griffin, Wake Forest, 1975-78	[13 Games] 228
8. Al Wood, North Carolina, 1978-81	[14 Games] 222
9. Kenny Carr, N.C. State, 1975-78	[8 Games] 217
10. Skip Brown, Wake Forest, 1974-77	[10 Games] 214
<i>Non-Conference: Cazzie Russell, Michigan, 1964-66 (4 Games) - 104; John Gerdy, Davidson, 1979-82 (4 Games) - 103</i>	

Yearly Statistics

1950-51

Player	G	MP	FG-FGA	Pct	FT-FTA	Pct	Reb-Avg	PF-DQ	Ast	TO	BS	St	Pts-Avg
Record: 20-13; Home: 7-3; Away: 8-8; Neutral: 5-2													
Groat	33	—	285-713	.400	261-331	.789	—	128-10	—	—	—	—	831-25.2
Crowder	33	—	110-304	.362	53-70	.757	—	104-6	—	—	—	—	273-8.3
York	33	—	104-328	.317	51-83	.614	—	66-2	—	—	—	—	259-7.8
Fleming	33	—	87-295	.295	60-99	.606	—	94-5	—	—	—	—	234-7.1
Deimling	32	—	81-205	.395	60-77	.779	—	80-4	—	—	—	—	222-6.9
Allen	28	—	57-177	.322	52-86	.605	—	59-2	—	—	—	—	166-5.9
Kulpan	29	—	45-130	.346	32-49	.653	—	97-9	—	—	—	—	122-4.2
Johnson	29	—	39-118	.331	15-23	.652	—	52-2	—	—	—	—	93-3.2
Latimer	27	—	32-146	.219	12-26	.461	—	41-3	—	—	—	—	76-2.8
Boyce	8	—	3-9	.333	1-5	.200	—	12-2	—	—	—	—	7-0.9
Strauss	3	—	1-6	.167	0-2	.000	—	4-0	—	—	—	—	2-0.7
Downing	7	—	1-8	.125	1-1	1.000	—	4-0	—	—	—	—	3-0.4
Caudle	1	—	0-0	.000	0-0	.000	—	0-0	—	—	—	—	0-0.0
Lasseleer	1	—	0-1	.000	0-0	.000	—	0-0	—	—	—	—	0-0.0
Others	16	—	22-74	.297	28-36	.778	—	42-3	—	—	—	—	69-4.3
Duke	33	—	866-2514	.344	623-888	.702	—	783-48	—	—	—	—	2366-71.7
Opps	33	—	889-2454	.362	541-849	.637	—	751-41	—	—	—	—	2318-70.2

1951-52

Player	G	MP	FG-FGA	Pct	FT-FTA	Pct	Reb-Avg	PF-DQ	Ast	TO	BS	St	Pts-Avg
Record: 24-6; Home: 11-1; Away: 9-1; Neutral: 4-4													
Groat	30	—	288-700	.411	204-281	.726	229-7.6	107-10	229	—	—	—	780-26.0
Janicki	30	—	185-487	.380	77-126	.611	476-15.9	87-6	42	—	—	—	447-14.9
D'Emilio	30	—	135-382	.353	65-102	.637	121-4.0	89-6	100	—	—	—	335-11.2
Crowder	30	—	77-188	.410	29-57	.509	220-7.3	104-8	28	—	—	—	183-6.1
Fleming	30	—	51-163	.313	49-93	.527	291-9.7	91-3	65	—	—	—	151-5.0
Lacy	21	—	35-83	.422	20-25	.800	80-3.8	42-1	9	—	—	—	90-4.2
Glasgow	20	—	29-71	.394	17-29	.595	88-4.4	42-1	11	—	—	—	75-3.8
Johnson	29	—	42-120	.350	19-31	.612	38-1.4	60-0	58	—	—	—	103-3.4
Deimling	28	—	20-66	.303	34-52	.654	123-4.4	61-5	20	—	—	—	74-2.6
Decker	11	—	6-23	.261	10-17	.588	42-3.8	21-2	3	—	—	—	22-2.0
Latimer	28	—	16-47	.341	11-23	.479	39-1.4	29-0	13	—	—	—	43-1.6
Shabel	15	—	5-11	.455	7-10	.700	11-0.7	18-0	10	—	—	—	17-1.1
Duke	30	—	889-2341	.380	542-846	.641	1758-58.6	751-42	588	—	—	—	2320-77.3
Opps	30	—	757-2282	.331	478-782	.599	—	707-47	—	—	—	—	2019-67.3

1952-53

Player	G	MP	FG-FGA	Pct	FT-FTA	Pct	Reb-Avg	PF-DQ	Ast	TO	BS	St	Pts-Avg
Record: 18-8; Home: 9-2; Away: 8-3; Neutral: 1-3													
Janicki	26	—	155-411	.377	126-181	.696	272-10.5	86-6	—	—	—	—	436-16.8
Riegel	26	—	147-361	.404	131-213	.615	189-7.3	93-10	—	—	—	—	425-16.3
D'Emilio	23	—	120-363	.331	96-138	.696	105-4.6	64-3	—	—	—	—	336-14.6
Lacy	23	—	74-142	.528	52-73	.712	95-4.1	59-5	—	—	—	—	200-8.7
Decker	24	—	62-127	.504	56-74	.757	198-8.3	54-2	—	—	—	—	180-7.5
Belmont	22	—	42-120	.350	39-62	.629	54-2.4	40-3	—	—	—	—	123-5.6
Mayer	25	—	40-101	.396	58-83	.699	121-4.8	65-3	—	—	—	—	138-5.5
Shabel	25	—	42-102	.414	36-47	.766	47-1.9	66-4	—	—	—	—	120-4.8
Lamley	19	—	27-79	.342	25-36	.694	78-4.1	25-0	—	—	—	—	79-4.2
Driesell	22	—	24-67	.358	17-39	.436	59-2.7	47-1	—	—	—	—	65-3.0
Cashman	16	—	14-51	.275	16-24	.667	45-2.8	28-1	—	—	—	—	44-2.8
Turner	10	—	12-28	.429	0-1	.000	6-0.6	8-0	—	—	—	—	24-2.4
Peters	9	—	3-6	.500	4-6	.667	2-0.2	9-0	—	—	—	—	10-1.1
Duke	26	—	762-1958	.389	656-977	.672	1271-48.8	644-38	—	—	—	—	2180-83.8
Opps	26	—	—	—	—	—	—	—	—	—	—	—	2039-78.4

1953-54

Player	G	MP	FG-FGA	Pct	FT-FTA	Pct	Reb-Avg	PF-DQ	Ast	TO	BS	St	Pts-Avg
Record: 22-6; Home: 10-1; Away: 8-2; Neutral: 4-3													
Janicki	27	—	140-385	.365	84-122	.689	175-6.5	82-3	—	—	—	—	364-13.5
D'Emilio	27	—	138-380	.363	81-123	.659	104-3.9	74-4	—	—	—	—	357-13.2
Mayer	27	—	114-280	.407	121-153	.791	265-9.8	88-5	—	—	—	—	349-12.9
Belmont	27	—	129-322	.401	77-107	.720	106-3.9	70-2	—	—	—	—	335-12.4
Lacy	26	—	49-112	.433	60-96	.625	89-3.4	35-0	—	—	—	—	158-6.1
Doherty	27	—	58-142	.408	37-52	.712	134-5.0	91-4	—	—	—	—	153-5.6
Driesell	23	—	41-90	.456	34-63	.540	48-2.1	29-1	—	—	—	—	116-5.1
Morgan	25	—	46-109	.422	36-59	.610	132-5.3	71-3	—	—	—	—	128-5.1
Decker	25	—	44-94	.468	22-30	.730	110-4.4	50-1	—	—	—	—	110-4.4
Shabel	21	—	32-68	.471	13-21	.619	18-0.9	31-0	—	—	—	—	77-3.7
Tobin	23	—	26-72	.361	25-52	.481	54-2.3	54-0	—	—	—	—	77-3.4
Turner	20	—	12-31	.387	2-5	.400	17-0.8	12-0	—	—	—	—	26-1.3
Duke	27	—	829-2085	.398	592-883	.671	1252-46.4	687-53	—	—	—	—	2250-83.2
Opps	27	—	—	—	—	—	—	—	—	—	—	—	1877-69.5

1954-55

Player	G	MP	FG-FGA	Pct	FT-FTA	Pct	Reb-Avg	PF-DQ	Ast	TO	BS	St	Pts-Avg
Record: 20-8; Home: 9-1; Away: 8-3; Neutral: 3-4													
Mayer	28	—	217-509	.426	173-229	.755	148-12.4	101-9	—	—	—	—	607-21.7
Belmont	28	—	160-436	.370	120-168	.710	137-4.9	73-1	—	—	—	—	440-15.7
Morgan	28	—	107-248	.440	78-134	.580	255-9.1	113-13	—	—	—	—	292-10.4
Tobin	13	—	41-121	.340	21-30	.700	67-5.2	39-3	—	—	—	—	103-7.9
Turner	28	—	93-278	.333	22-33	.667	29-2.8	17-1	—	—	—	—	208-7.4
Kallbus	24	—	69-162	.430	37-65	.570	72-3.0	43-1	—	—	—	—	175-7.3
Lakata	28	—	72-181	.400	51-80	.640	166-5.9	61-4	—	—	—	—	195-6.9
Lamley	28	—	64-196	.333	39-54	.720	134-4.8	51-2	—	—	—	—	167-5.9
Doherty	25	—	55-118	.460	26-44	.590	111-4.6	54-0	—	—	—	—	136-5.4
Rosenthal	16	—	15-42	.360	6-13	.461	20-1.3	4-0	—	—	—	—	36-2.3
Thuemmel	18	—	6-25	.240	1-9	.111	5-0.3	20-1	—	—	—	—	13-0.7
Blackburn	11	—	4-10	.400	3-10	.300	1-0.1	1-0	—	—	—	—	11-0.1
Others	6	—	0-9	.000	3-4	.750	4-0.8	5-0	—	—	—	—	3-0.5
Duke	28	—	903-2335	.390	580-873	.664	1349-48.2	582-35	—	—	—	—	2386-85.2
Opps	28	—	651-1824	.360	735-1049	.700	1217-43.4	457-21	—	—	—	—	2037-72.7

1955-56

Player	G	MP	FG-FGA	Pct	FT-FTA	Pct	Reb-Avg	PF-DQ	Ast	TO	BS	St	Pts-Avg
Record: 19-7; Home: 9-1; Away: 7-4; Neutral: 3-2													
Mayer	25	—	195-452	.431	163-208	.784	220-8.8	93-4	—	—	—	—	553-22.1
Belmont	26	—	140-381	.367	160-210	.761	123-4.7	76-3	—	—	—	—	440-17.0
Morgan	26	—	96-254	.377	101-137	.737	256-9.8	76-5	—	—	—	—	293-11.2
Kallbus	14	—	43-9										

Yearly Statistics

1960-61

Record: 22-6; Home: 8-0; Away: 6-4; Neutral: 8-2												
Player	G	MP	FG-FGA	Pct	FT-FTA	Pct	Reb-Avg	PF-DQ	Ast	TO	BS	Pts-Avg
Heyman	25	—	229-448	.469	171-263	.650	272-10.9	66	—	—	—	629-25.2
Youngkin	28	—	146-253	.577	88-152	.578	274-9.8	79	—	—	—	380-13.6
Hurt	28	—	140-336	.417	63-97	.649	140-5.0	64	—	—	—	343-12.3
Kistler	28	—	143-291	.491	53-88	.602	269-9.6	73	—	—	—	339-12.1
Frye	28	—	103-238	.433	73-105	.695	68-2.4	60	—	—	—	279-10.0
Schmidt	14	—	25-61	.410	16-19	.842	19-1.9	15	—	—	—	66-4.7
Mewhort	26	—	39-81	.481	30-43	.698	69-2.7	35	—	—	—	108-4.2
Beal	10	—	5-18	.278	12-15	.800	10-1.0	2	—	—	—	22-2.2
Cantwell	14	—	10-24	.417	3-7	.429	4-0.3	12	—	—	—	23-1.6
Albright	11	—	6-11	.545	5-7	.714	13-1.2	5	—	—	—	17-1.5
Raksnis	2	—	1-1	1.000	1-1	1.000	1-0.5	2	—	—	—	3-1.5
Others	—	—	33-59	.559	6-14	.429	60-3.8	26	—	—	—	72-4.5
Team	—	—	—	—	—	—	182-6.5	—	—	—	—	—
Duke	28	—	880-1821	.483	521-811	.642	1381-49.7	438	—	—	—	2281-81.5
Opps	28	—	787-1791	.439	420-615	.699	1191-42.5	—	—	—	—	1994-71.2

1961-62

Record: 20-5; Home: 11-1; Away: 6-2; Neutral: 3-2												
Player	G	MP	FG-FGA	Pct	FT-FTA	Pct	Reb-Avg	PF-DQ	Ast	TO	BS	Pts-Avg
Heyman	24	—	219-506	.433	170-276	.616	269-11.2	66-2	—	—	—	608-25.3
Mullins	25	—	214-416	.514	98-138	.710	259-10.4	68-1	—	—	—	526-21.0
Harrison	25	—	99-194	.510	42-56	.750	85-3.4	46-0	—	—	—	240-9.6
Mewhort	25	—	63-129	.488	43-58	.741	106-4.2	43-1	—	—	—	169-6.8
Buckley	24	—	62-129	.481	37-80	.463	138-5.8	55-0	—	—	—	163-6.8
Schmidt	21	—	47-112	.420	13-16	.813	34-1.6	20-0	—	—	—	107-5.1
Ulrich	21	—	34-86	.395	10-18	.556	31-1.5	35-0	—	—	—	78-3.7
Mullen	12	—	28-57	.491	9-20	.450	58-4.8	17-0	—	—	—	65-5.4
Jamieson	18	—	14-26	.539	11-21	.524	42-2.3	32-1	—	—	—	39-2.2
Kast	15	—	13-35	.371	6-7	.857	29-1.9	13-0	—	—	—	32-2.1
Gebbie	3	—	1-2	.500	1-2	.500	0-0.0	12-0	—	—	—	3-1.0
Salisbury	2	—	1-2	.500	0-1	.000	0-0.0	0-0	—	—	—	2-1.0
Cox	17	—	7-19	.368	2-5	.400	10-0.6	3-0	—	—	—	16-0.9
Hamilton	3	—	1-3	.333	0-0	.000	0-0.0	1-0	—	—	—	2-0.7
Williamson	7	—	0-5	.000	1-2	.500	5-0.7	0-0	—	—	—	1-0.1
Team	—	—	—	—	—	—	197-7.9	—	—	—	—	—
Duke	25	—	802-1718	.466	443-700	.633	1263-50.5	411-5	—	—	—	2049-82.0
Opps	25	—	686-1607	.427	326-500	.652	990-39.6	—	—	—	—	1698-67.9

1962-63

Record: 27-3; Home: 11-0; Away: 9-2; Neutral: 7-1												
Player	G	MP	FG-FGA	Pct	FT-FTA	Pct	Reb-Avg	PF-DQ	Ast	TO	BS	Pts-Avg
Heyman	30	—	265-586	.452	217-314	.691	324-10.8	82-4	—	—	—	747-24.9
Mullins	30	—	256-466	.549	96-131	.733	241-8.0	57-0	—	—	—	608-20.3
Buckley	30	—	130-217	.600	76-145	.524	298-9.9	93-3	—	—	—	336-11.2
Schmidt	29	—	104-198	.525	32-38	.842	53-1.8	36-0	—	—	—	240-8.3
Harrison	27	—	73-148	.493	21-33	.636	103-3.8	43-0	—	—	—	167-6.3
Tison	30	—	61-112	.545	25-41	.610	133-4.4	56-1	—	—	—	147-4.9
Ferguson	25	—	42-78	.538	13-15	.867	36-1.4	27-0	—	—	—	97-3.9
Herbster	30	—	30-66	.455	24-31	.774	33-1.1	38-0	—	—	—	84-2.8
Kitching	16	—	10-22	.455	14-18	.778	8-0.5	9-0	—	—	—	34-2.1
R. Cox	13	—	4-8	.500	4-8	.500	8-0.6	7-0	—	—	—	12-0.9
Jamieson	12	—	5-6	.833	1-3	.333	11-0.9	16-0	—	—	—	11-0.9
Williamson	11	—	3-8	.375	4-4	1.000	10-0.9	3-0	—	—	—	10-0.9
F. Cox	2	—	0-0	.000	1-2	.500	1-0.5	0-0	—	—	—	1-0.5
Mann	12	—	1-11	.091	0-1	.000	10-0.8	10-0	—	—	—	2-0.2
Team	—	—	—	—	—	—	199-6.6	—	—	—	—	—
Duke	30	—	984-1926	.511	528-784	.673	1468-48.9	481-8	—	—	—	2498-83.3
Opps	30	—	819-2037	.402	431-611	.705	1127-37.6	—	—	—	—	2069-68.9

1963-64

Record: 26-5; Home: 10-0; Away: 6-3; Neutral: 10-2												
Player	G	MP	FG-FGA	Pct	FT-FTA	Pct	Reb-Avg	PF-DQ	Ast	TO	BS	Pts-Avg
Mullins	31	—	300-613	.489	150-183	.820	276-8.9	65-0	—	—	—	750-24.2
Buckley	31	—	160-271	.590	109-166	.658	278-9.0	89-2	—	—	—	429-13.8
Tison	30	—	130-260	.500	93-136	.684	229-7.6	74-3	—	—	—	353-11.8
Harrison	31	—	112-247	.454	44-61	.722	79-2.5	48-0	—	—	—	268-8.7
Marin	31	—	97-219	.443	46-65	.708	146-4.7	65-2	—	—	—	240-7.7
Vacendak	30	—	61-167	.365	42-58	.725	77-2.6	50-1	—	—	—	164-5.5
Ferguson	31	—	77-181	.425	8-15	.534	50-1.6	56-1	—	—	—	162-5.2
Kitching	27	—	42-97	.433	19-27	.705	42-1.6	34-0	—	—	—	103-3.8
Herbster	30	—	28-56	.500	20-37	.541	27-0.9	24-0	—	—	—	76-2.5
Allen	5	—	6-7	.857	0-0	.000	4-0.8	2-0	—	—	—	12-2.4
Harscher	15	—	8-21	.355	7-8	.875	5-0.3	5-0	—	—	—	23-1.5
Mann	17	—	5-19	.263	8-14	.571	19-1.1	7-0	—	—	—	18-1.1
Cox	9	—	2-4	.500	1-1	1.000	7-0.8	1-0	—	—	—	5-0.6
Murray	1	—	0-1	.000	0-0	.000	2-2.0	1-0	—	—	—	0-0.0
Team	—	—	—	—	—	—	185-6.0	—	—	—	—	—
Duke	31	—	1028-2163	.475	561-771	.728	1426-46.0	521-9	—	—	—	2607-84.1
Opps	31	—	872-2009	.434	399-612	.651	1279-41.3	—	—	—	—	2143-69.3

1964-65

Record: 20-5; Home: 8-2; Away: 6-2; Neutral: 6-1												
Player	G	MP	FG-FGA	Pct	FT-FTA	Pct	Reb-Avg	PF-DQ	Ast	TO	BS	Pts-Avg
Verga	25	—	229-431	.531	76-116	.655	84-3.4	62-2	—	—	—	534-21.4
Marin	25	—	195-357	.546	87-123	.708	257-10.3	80-4	—	—	—	477-19.1
Vacendak	25	—	165-356	.466	75-123	.610	164-6.6	64-0	—	—	—	405-16.2
Tison	25	—	124-245	.506	51-81	.630	221-8.9	72-3	—	—	—	299-11.7
Ferguson	25	—	65-143	.454	20-26	.770	50-2.0	41-0	—	—	—	150-6.0
Riedy	25	—	59-133	.444	32-50	.640	132-5.3	59-4	—	—	—	150-6.0
Herbster	25	—	40-103	.388	41-55	.746	45-1.8	—	—	—	—	121-4.8
Kitching	18	—	39-91	.429	20-29	.691	53-2.9	19-0	—	—	—	98-5.5
Zimmer	6	—	4-13	.308	6-9	.667	4-0.7	0-0	—	—	—	14-2.3
McBride	4	—	2-2	1.000	3-3	1.000	0-0.0	1-0	—	—	—	7-1.8
Allen	12	—	6-19	.316	8-8	1.000	7-0.6	9-0	—	—	—	20-1.7
Liccardo	11	—	5-11	.454	6-9	.667	18-1.6	6-0	—	—	—	17-1.6
McKaig	13	—	8-14	.571	1-7	.143	9-0.7	10-0	—	—	—	16-1.3
Fitts	3	—	1-3	.333	0-0	.000	1-0.3	3-0	—	—	—	2-0.6
Team	—	—	—	—	—	—	185-7.4	—	—	—	—	—
Duke	25	—	942-1921	.490	426-639	.668	1230-49.3	443-13	—	—	—	2310-92.4
Opps	25	—	788-1774	.444	369-538	.686	1117-44.6	—	—	—	—	1945-77.8

1965-66

Record: 26-4; Home: 10-0; Away: 5-3; Neutral: 11-1												
Player	G	MP	FG-FGA	Pct	FT-FTA	Pct	Reb-Avg	PF-DQ	Ast	TO	BS	Pts-Avg
Marin	30	—	221-451	.490	116-148	.784	292-9.7	74-2	—	—	—	558-18.9
Verga	28	—	216-441	.490	87-119	.731	113-4.0	62-1	—	—	—	519-18.5
Lewis	30	—	161-271	.595	84-112	.750	329-11.0	106-6	—	—	—	406-13.9
Vacendak	29	—	152-354	.430	80-108	.741	117-4.0	85-1	—	—	—	384-13.3
Riedy	29	—	105-228	.461	61-89	.686	224-7.7	75-2	—	—	—	271-9.4
Chapman	27	—	56-99	.569	37-58	.639	104-3.9	60-2	—	—	—	149-5.5
Kennedy	10	—	11-29	.380	9-11	.819	27-2.7	7-0	—	—	—	31-3.1
Wendelin	28	—	33-73	.452	10-20	.500	28-1.0	38-0	—	—	—	76-2.7
Kolodziej	6	—	5-7	.714	5-6	.833	4-0.7	5-0	—	—	—	15-2.5
Liccardo	24	—	23-55	.419	7-11	.636	40-1.7	9-0	—	—	—	53-2.2
Allen	10	—	5-11	.455	3-5	.600	8-0.8	5-0	—	—	—	13-1.3
Zimmer	3	—	0-3	.000	2-3	.667	2-0.7	0-0	—	—	—	2-0.7
Barone	9	—	1-3	.333	1-1	1.000	5-0.6	8-0	—	—	—	3-0.3
McKaig	11	—	1-11	.091	1-4	.250	4-0.4	3-0	—	—	—	3-0.3
Warren	5	—	0-3	.000	1-2	.500	3-0.6	1-0	—	—	—	

Yearly Statistics

1970-71

Record: 20-10; Home: 8-2; Away: 6-3; Neutral: 6-5

Player	G	MP	FG-FGA	Pct	FT-FTA	Pct	Reb-Avg	PF-DQ	Ast	TO	BS	St	Pts-Avg
Denton	30	—	244-433	.564	124-166	.747	385-12.8	102-5	23	81	—	—	612-20.4
O'Connor	30	—	139-327	.425	103-131	.786	134-4.5	50-1	71	99	—	—	381-12.7
Kalher	30	—	139-291	.478	30-34	.882	119-4.0	56-2	21	41	—	—	308-10.3
Dawson	30	—	124-289	.429	40-50	.800	53-1.8	45-0	29	46	—	—	288-9.6
Saunders	30	—	93-165	.564	59-85	.694	205-6.8	74-4	16	43	—	—	245-8.2
Shaw	30	—	57-95	.600	77-99	.777	168-5.6	69-3	20	44	—	—	191-6.4
DeVenzio	30	—	69-138	.500	35-47	.745	58-1.9	86-6	115	66	—	—	173-5.8
Melchi	29	—	41-106	.387	50-58	.862	46-1.5	35-2	42	45	—	—	132-4.5
Doughty	8	—	4-9	.444	9-14	.644	6-0.7	14-0	3	6	—	—	17-2.4
Litz	10	—	7-8	.875	7-10	.700	15-1.5	8-0	1	4	—	—	21-2.1
Yarbrough	6	—	3-9	.333	3-6	.500	3-0.5	7-0	1	3	—	—	9-1.5
West	8	—	4-11	.364	2-4	.500	6-0.8	6-0	2	5	—	—	10-1.3
Carr	1	—	0-0	.000	0-0	.000	1-1.0	0-0	0	0	—	—	0-0.0
Team	—	—	—	—	—	—	155-5.2	—	—	—	—	—	—
Duke	30	—	924-1881	.491	539-704	.766	1345-44.8	552-23	344	481	—	—	2387-79.6
Opps	30	—	841-2010	.418	530-741	.715	1157-38.6	522-18	298	383	—	—	2212-73.7

1971-72

Record: 14-12; Home: 10-2; Away: 1-6; Neutral: 3-4

Player	G	MP	FG-FGA	Pct	FT-FTA	Pct	Reb-Avg	PF-DQ	Ast	TO	BS	St	Pts-Avg
O'Connor	17	—	98-216	.454	67-101	.663	102-6.0	45-0	19	—	—	—	263-15.4
Redding	26	—	124-265	.468	134-172	.779	165-6.3	88-6	12	—	—	—	382-14.7
Shaw	26	—	119-198	.601	85-127	.669	308-11.8	75-3	49	—	—	—	323-12.4
Melchi	22	—	99-213	.465	61-74	.824	65-2.9	45-0	58	—	—	—	259-11.7
Yarbro	25	—	67-124	.540	75-96	.781	92-3.6	46-0	17	—	—	—	209-8.3
Righter	25	—	59-128	.461	44-59	.746	78-3.1	36-0	5	—	—	—	162-6.5
West	25	—	55-140	.393	16-24	.667	43-1.7	32-0	38	—	—	—	126-5.1
Burdette	24	—	15-43	.349	10-22	.455	14-0.5	45-1	33	—	—	—	40-1.7
Doughty	13	—	4-12	.333	1-6	.167	3-0.2	5-0	7	—	—	—	9-0.7
Edwards	9	—	0-2	.000	4-4	1.000	3-0.3	2-0	3	—	—	—	4-0.5
Team	—	—	—	—	—	—	140-5.3	—	—	—	—	—	—
Duke	26	—	640-1341	.477	500-686	.729	1013-39.0	419-10	241	480	—	—	1780-68.4
Opps	26	—	713-1642	.434	346-498	.695	955-36.7	514-17	366	380	—	—	1772-68.1

1972-73

Record: 12-14; Home: 8-2; Away: 2-7; Neutral: 2-5

Player	G	MP	FG-FGA	Pct	FT-FTA	Pct	Reb-Avg	PF-DQ	Ast	TO	BS	St	Pts-Avg
Redding	26	—	158-296	.534	124-147	.844	167-6.4	74-4	13	—	—	—	440-16.9
Melchi	26	—	165-366	.451	82-99	.828	96-3.7	47-1	84	—	—	—	412-15.8
Fleischer	26	—	100-190	.526	85-108	.787	221-8.5	84-7	27	—	—	—	285-11.0
Shaw	26	—	87-187	.465	56-74	.757	197-7.6	71-3	35	—	—	—	230-8.8
Billerman	26	—	81-192	.422	50-62	.806	63-2.4	94-7	59	—	—	—	212-8.2
Kramer	25	—	62-139	.446	23-28	.821	57-2.3	37-0	13	—	—	—	147-5.7
Hodge	23	—	47-87	.529	31-40	.775	79-3.4	27-0	10	—	—	—	125-5.4
Suk	24	—	34-81	.420	22-29	.759	51-2.2	59-5	18	—	—	—	90-3.8
O'Connell	23	—	22-72	.306	17-29	.586	34-1.5	34-1	9	—	—	—	61-2.7
Cook	2	—	2-3	.667	0-0	.000	1-0.5	1-0	1	—	—	—	4-2.0
Burdette	20	—	6-26	.231	4-14	.286	14-0.7	36-1	22	—	—	—	16-0.8
Fox	5	—	1-2	.500	2-2	1.000	2-0.4	2-0	0	—	—	—	4-0.8
Chinault	6	—	2-7	.286	0-0	.000	1-0.2	1-0	1	—	—	—	4-0.6
Chili	5	—	1-1	1.000	0-0	.000	4-0.8	0-0	0	—	—	—	2-0.4
Team	—	—	—	—	—	—	145-5.6	—	—	—	—	—	—
Duke	26	—	767-1649	.465	496-632	.785	1132-43.5	567-29	291	502	—	—	2030-78.1
Opps	26	—	805-1784	.451	389-561	.693	1037-39.8	599-28	325	457	—	—	1999-76.6

1973-74

Record: 10-16; Home: 7-4; Away: 2-8; Neutral: 1-4

Player	G	MP	FG-FGA	Pct	FT-FTA	Pct	Reb-Avg	PF-DQ	Ast	TO	BS	St	Pts-Avg
Fleischer	26	—	163-312	.522	81-107	.757	323-12.4	68-1	51	—	—	—	407-15.7
Redding	26	—	117-252	.464	82-105	.781	141-5.4	54-0	19	—	—	—	316-12.2
Billerman	26	—	97-227	.427	84-101	.832	56-2.2	101-7	112	—	—	—	278-10.7
Kramer	25	—	112-246	.455	22-38	.579	90-3.6	57-2	40	—	—	—	246-9.8
Hodge	26	—	101-212	.476	38-60	.633	131-5.0	61-2	18	—	—	—	240-9.2
Burch	23	—	72-180	.400	13-20	.650	33-1.4	34-1	27	—	—	—	157-6.8
Armstrong	22	—	55-114	.482	28-35	.800	18-0.8	32-0	9	—	—	—	138-6.3
Chili	10	—	10-16	.625	5-12	.417	17-1.7	8-0	2	—	—	—	25-2.5
Fox	20	—	21-48	.438	6-9	.667	22-1.1	25-0	4	—	—	—	48-2.4
Crow	10	—	9-14	.643	2-3	.667	6-0.6	4-0	3	—	—	—	20-2.0
Suk	22	—	15-44	.341	2-6	.333	48-2.2	39-0	8	—	—	—	32-1.5
O'Connell	22	—	12-23	.522	3-10	.300	14-0.6	14-0	4	—	—	—	27-1.2
Cook	14	—	7-19	.368	0-0	.000	12-0.9	7-0	0	—	—	—	14-1.0
Chinault	6	—	2-2	1.000	2-2	1.000	1-0.2	1-0	2	—	—	—	6-1.0
Burdette	13	—	1-15	.066	1-5	.200	7-0.5	11-0	11	—	—	—	3-0.2
Team	—	—	—	—	—	—	102-3.9	—	—	—	—	—	—
Duke	26	—	794-1724	.461	369-513	.719	1021-39.3	516-13	310	—	—	—	1957-75.3
Opps	26	—	839-1822	.460	340-472	.720	1065-41.0	534-14	337	—	—	—	2018-77.6

1974-75

Record: 13-13; Home: 8-4; Away: 1-6; Neutral: 4-3

Player	G	MP	FG-FGA	Pct	FT-FTA	Pct	Reb-Avg	PF-DQ	Ast	TO	BS	St	Pts-Avg
Fleischer	26	—	178-287	.620	91-118	.771	273-10.5	74-2	47	—	—	—	447-17.2
Kramer	26	—	164-312	.526	65-79	.823	106-4.1	72-3	64	—	—	—	393-15.1
Billerman	26	—	113-240	.471	77-101	.762	55-2.1	92-6	99	—	—	—	303-11.7
Hodge	26	—	126-243	.519	44-61	.721	185-7.1	93-9	24	—	—	—	296-11.4
Armstrong	20	—	73-154	.474	48-57	.842	46-2.3	29-0	33	—	—	—	194-9.7
Moses	8	—	25-41	.610	6-17	.353	54-6.8	14-1	10	—	—	—	56-7.0
Young	23	—	59-139	.424	25-36	.694	15-0.7	47-0	26	—	—	—	143-6.2
Crow	24	—	51-112	.455	19-25	.760	54-2.3	54-1	19	—	—	—	121-5.0
Chili	23	—	37-55	.673	14-38	.368	70-3.0	32-0	4	—	—	—	88-3.8
Suk	24	—	24-52	.462	23-31	.741	35-1.5	44-1	16	—	—	—	71-3.0
Bell	1	—	1-2	.500	0-1	.000	1-1.0	0-0	1	—	—	—	2-2.0
Fox	18	—	9-20	.450	11-21	.524	16-0.9	17-1	4	—	—	—	29-1.6
Gomez	9	—	4-15	.266	4-4	1.000	3-0.3	10-0	2	—	—	—	12-1.3
Team	—	—	—	—	—	—	87-3.3	—	—	—	—	—	—
Duke	26	—	864-1672	.517	427-589	.725	1000-38.5	578-24	349	515	—	—	2155-82.9
Opps	26	—	851-1849	.460	418-567	.737	988-38.0	555-23	334	440	—	—	2120-81.5

1975-76

Record: 13-14; Home: 8-4; Away: 2-7; Neutral: 3-3

Player	G	MP	FG-FGA	Pct	FT-FTA	Pct	Reb-Avg	PF-DQ	Ast	TO	BS	St	Pts-Avg
Armstrong	27	—	265-507	.523	124-155	.800	77-2.9	66-1	120	—	—	—	654-24.2
Hodge	27	—	189-364	.519	78-102	.765	210-7.8	106-14	48	—	—	—	456-16.9
Spanar	23	—	120-219	.548	67-97	.691	101-4.4	74-7	65	—	—	—	450-19.6
Crow	27	—	130-254	.512	65-81	.802	123-4.6	88-4	49	—	—	—	325-12.0
Moses	27	—	97-185	.524	29-60	.483	262-9.7	99-9	80	—	—	—	223-8.3
Chili	27	—	60-90	.667	29-56	.518	86-3.2	49-3	11	—	—	—	149-5.5
O'Connell	19	—	40-74	.541	15-28	.536	30-1.6	31-1	10	—	—	—	95-5.0
Fox	25	—	27-51	.529	15-25	.600	31-1.2	43-3	16	—	—	—	69-2.8
Young	20	—	20-61	.328	7-12	.583	9-0.5	23-0	19	—	—	—	47-2.4
Morrison	18	—	13-28	.464	9-19	.474	35-1.9	21-0	3	—	—	—	35-1.9
Gray	10	—	2-7	.286	8-8	1.000	6-0.6	12-0	5	—	—	—	12-1.2
Goetsch	6	—	4-8	.500	0-1	.000	14-2.3	2-0	1	—	—	—	8-1.3
Bell	3	—	1-3	.333	0-0								

Yearly Statistics



1980-81

Record: 17-13; Home: 11-3; Away: 5-5; Neutral: 1-5

Player	G	MP	FG-FGA	Pct	FT-FTA	Pct	Reb-Avg	PF-DQ	Ast	TO	BS	St	Pts-Avg
*Banks	27	933	202-350	.577	95-134	.709	184-6.8	74-2	48	79	9	37	499-18.5
*Taylor	30	1028	169-341	.496	104-169	.615	110-3.7	83-1	63	77	8	45	442-14.7
*Denard	30	993	138-290	.476	42-78	.538	206-6.9	99-5	63	67	10	47	318-10.6
*Emma	30	985	95-221	.430	99-115	.861	62-2.1	78-1	71	50	5	20	289-9.6
Engelland	30	585	83-149	.557	29-34	.853	29-1.0	20-0	30	23	2	15	195-6.5
*Tissaw	30	728	42-106	.396	51-86	.593	117-3.9	77-5	21	46	5	12	135-4.5
Williams	23	252	32-61	.525	9-18	.500	42-1.8	36-0	7	17	5	5	73-3.2
Linney	26	248	21-57	.368	31-43	.721	44-1.7	32-0	3	16	3	22	73-2.8
Suddath	24	220	23-37	.622	10-15	.667	29-1.2	29-0	18	21	2	13	56-2.3
McNeely	16	72	5-17	.294	4-6	.667	11-0.7	9-0	4	12	1	8	14-0.9
Dyke	3	4	1-1	1.000	0-0	.000	0-0.0	1-0	0	0	0	0	2-0.6
Weingart	6	10	1-4	.250	0-0	.000	1-0.2	1-0	1	0	0	0	2-0.3
Whitted	11	17	0-1	.000	0-2	.000	2-0.2	2-0	1	4	0	3	0-0.0
Team	—	—	—	—	—	—	62-2.1	—	—	—	—	—	—
Duke	30	6075	812-1635	.497	474-700	.677	899-30.0	541-14	330	412	50	227	2098-69.9
Opps	30	6075	822-1656	.496	362-512	.707	937-31.2	622-24	389	482	—	—	2006-66.9

1981-82

Record: 10-17; Home: 8-7; Away: 1-9; Neutral: 1-1

Player	G	MP	FG-FGA	Pct	FT-FTA	Pct	Reb-Avg	PF-DQ	Ast	TO	BS	St	Pts-Avg
*Taylor	27	1037	217-419	.518	115-171	.673	133-4.9	84-3	50	79	1	44	549-20.3
*Engell	27	1008	167-315	.530	77-88	.875	75-2.8	71-2	68	48	2	17	411-15.2
*Emma	26	900	84-202	.416	48-58	.828	71-2.7	79-3	85	42	0	16	216-8.3
McNeely	25	567	47-99	.474	22-34	.647	81-3.2	77-6	22	50	0	19	116-4.6
*Meagher	26	442	40-103	.388	29-48	.604	102-3.9	52-3	20	33	3	7	109-4.2
Williams	18	255	27-58	.466	19-28	.679	32-1.7	36-2	7	18	11	2	73-4.1
Wendt	23	280	34-76	.447	14-28	.500	56-2.4	38-0	9	14	0	7	82-3.6
Anderson	20	297	22-49	.449	20-24	.833	49-2.5	34-2	1	12	2	5	64-3.2
*Tissaw	26	611	24-51	.471	24-51	.471	90-3.5	57-5	16	38	4	6	72-2.8
Bryan	21	146	12-35	.343	11-28	.393	21-1.0	43-3	5	8	0	5	35-1.7
Frank	3	3	1-1	1.000	0-0	.000	1-0.3	0-0	0	0	0	0	2-0.7
Ford	4	4	0-2	.000	0-0	.000	0-0.0	0-0	0	0	0	0	0-0.0
Team	—	—	—	—	—	—	65-2.4	—	—	—	—	—	—
Duke	27	5550	675-1410	.479	379-558	.679	776-28.7	571-29	283	342	23	126	1729-64.0
Opps	27	5550	728-1404	.518	434-643	.675	853-31.6	532-13	437	333	—	—	1890-70.0

1982-83

Record: 11-17; Home: 9-7; Away: 2-9; Neutral: 0-1

Player	G	MP	FG-FGA	Pct	FT-FTA	Pct	Reb-Avg	PF-DQ	Ast	TO	BS	St	Pts-Avg
*Dawkins	28	1002	207-414	.500	73-107	.682	115-4.1	64-0	134	103	10	26	506-18.1
*Alarie	28	785	130-263	.494	104-128	.813	181-6.5	99-8	30	70	21	16	364-13.0
Engelland	24	516	105-208	.505	41-46	.891	32-1.3	51-2	51	33	1	13	292-12.2
*Hender	28	697	100-238	.420	45-64	.703	120-4.3	76-5	44	72	2	27	254-9.1
*Bilas	28	645	88-159	.553	69-103	.670	159-5.7	102-6	15	52	3	9	245-8.8
*Emma	28	767	77-172	.448	55-67	.821	59-2.1	75-2	81	46	2	21	233-8.3
Meagher	28	391	43-100	.430	51-82	.622	96-3.4	79-6	20	44	2	11	137-4.9
Jackman	27	286	36-91	.396	10-10	1.000	44-1.6	31-0	9	19	1	8	87-3.2
Anderson	22	232	11-29	.379	25-33	.758	41-1.9	40-2	3	14	2	2	47-2.1
McNeely	10	75	5-12	.417	10-12	.833	9-0.9	12-0	4	6	0	2	20-2.0
Williams	13	40	10-14	.714	5-8	.625	12-0.9	12-0	1	3	0	1	25-1.9
Bryan	8	27	3-6	.500	4-7	.571	4-0.5	7-0	1	2	0	3	10-1.3
Wendt	21	86	7-26	.269	7-8	.875	15-0.7	16-0	5	8	0	6	21-1.0
Ford	5	5	0-3	.000	2-2	1.000	1-0.2	1-0	0	1	0	0	2-0.4
Tissaw	13	46	1-3	.333	0-1	.000	11-0.8	10-0	0	4	3	2	2-0.2
Team	—	—	—	—	—	—	83-3.0	—	—	—	—	—	—
Duke	28	5600	823-1738	.474	501-678	.739	982-35.1	675-31	398	478	47	147	2245-80.2
Opps	28	5600	877-1701	.516	504-706	.714	948-33.9	620-30	442	449	111	157	2343-83.7

Three-Point Field Goals (98-230, .426): Engelland (41-74, .554); Emma (24-55, .436); Dawkins (19-54, .352); Henderson (9-33, .273); Jackman (5-9, .556); Bryan (0-1, .000); Alarie (0-2, .000); Wendt (0-2, .000). Dunks (22): Alarie (9); Dawkins (8); Meagher (2); Henderson (1); Bilas (1); Williams (1).

1983-84

Record: 24-10; Home: 11-5; Away: 9-2; Neutral: 4-3

Player	G	MP	FG-FGA	Pct	FT-FTA	Pct	Reb-Avg	PF-DQ	Ast	TO	BS	St	Pts-Avg
*Dawkins	34	1306	263-547	.481	133-160	.831	138-4.1	65-1	138	114	4	38	659-19.4
*Alarie	34	1129	230-400	.575	134-176	.761	245-7.2	91-2	47	61	38	21	594-17.5
Hender	33	878	153-318	.481	140-193	.725	109-3.3	94-3	76	88	4	38	446-13.5
*Bilas	34	763	95-191	.497	84-130	.646	181-5.3	97-6	19	50	14	13	274-8.1
*Meagher	34	942	94-206	.456	81-126	.643	148-4.4	118-7	51	71	4	22	269-7.9
*Amaker	34	1235	103-203	.507	48-57	.842	82-2.4	85-3	163	101	2	64	254-7.5
McNeely	34	389	31-74	.419	19-30	.633	62-1.8	66-2	16	13	2	18	81-2.4
Nessley	22	147	12-40	.300	7-15	.467	38-1.7	28-0	7	10	3	3	31-1.4
Bryan	9	26	2-4	.500	1-3	.333	11-1.2	1-0	1	4	0	0	5-0.6
Anderson	18	66	3-8	.375	3-7	.429	7-0.4	13-0	2	2	1	2	9-0.5
Ford	12	30	0-11	.000	2-2	1.000	3-0.3	5-0	4	5	0	1	2-0.2
Crump	7	12	0-0	.000	1-3	.333	1-0.1	0	0	1	0	0	1-0.1
Williams	2	2	0-1	.000	0-0	.000	1-0.5	0	0	0	0	0	0-0.0
Team	—	—	—	—	—	—	95-2.8	—	—	—	—	—	—
Duke	34	6925	986-2003	.492	653-902	.724	1121-33.0	663-24	524	521	79	220	2625-77.2
Opps	34	6925	1001-2006	.499	455-662	.687	1086-31.9	788-44	521	—	—	—	2457-72.3

1984-85

Record: 23-8; Home: 12-3; Away: 6-3; Neutral: 5-2

Player	G	MP	FG-FGA	Pct	FT-FTA	Pct	Reb-Avg	PF-DQ	Ast	TO	BS	St	Pts-Avg
*Dawkins	31	1117	225-455	.495	132-166	.795	141-4.5	64-1	154	90	5	51	582-18.8
*Alarie	31	935	206-352	.585	80-101	.792	158-5.1	78-4	49	60	18	25	492-15.9
Hender	28	660	116-233	.498	85-137	.620	98-3.5	69-2	51	71	2	37	317-11.3
*Bilas	31	764	106-177	.599	100-144	.694	186-6.0	96-3	14	35	12	14	312-10.1
*Amaker	31	1047	96-214	.449	61-79	.772	69-2.2	55-4	184	64	4	56	253-8.2
*Meagher	30	808	98-187	.524	45-67	.672	130-4.3	85-3	46	41	5	34	241-8.0
Strickland	27	252	49-84	.583	10-17	.588	36-1.3	37-0	15	23	4	9	108-4.0
Williams	27	138	21-36	.583	5-10	.500	29-1.1	15-0	2	12	2	2	47-1.7
King	31	327	19-33	.576	13-40	.325	50-1.6	34-0	22	25	11	9	51-1.6
Nessley	17	101	7-11	.636	2-2	1.000	18-1.1	15-0	3	2	5	0	16-0.9
Anderson	21	81	4-10	.400	7-13	.538	20-0.9	12-0	0	5	3	2	15-0.7
Bryan	19	45	3-12	.250	6-12	.500	8-0.4	6-0	2	5	0	1	12-0.6
Team	—	—	—	—	—	—	73-2.4	—	—	—	—	—	—
Duke	31	6275	950-1804	.527	546-788	.693	1016-32.8	566-17	542	43			

Yearly Statistics

Player	G	MP	FG	FGA	Pct	FT	FTA	Pct	Reb	Pf	DQ	Ast	TO	BS	St	Pts	Avg
Hill	34	430	46-89	.517	22-35	.629	74-2.2	49-20	25	22	6	24	117	3.4			
Cook	18	73	9-19	.474	16-21	.762	5-0.3	7-0	11	12	1	4	34	1.9			
Buckley	17	113	8-18	.444	15-19	.789	20-1.2	14-0	2	10	2	5	31	1.8			
Palmer	21	143	11-23	.478	9-18	.500	46-2.2	23-0	1	6	6	4	31	1.5			
Team							106-2.8			2							
Duke	38	700	1171-2394	.489	888-1165	.762	1437-37.8	734-14	663	661	147	348	3386	89.1			
Opps	38	700	1115-2473	.451	552-794	.695	1381-36.3	926-49	593	764	111	292	2910	76.6			

• **Three-Point Field Goals (156-401, 389):** Henderson (79-191, .414); Hurley (41-115, .357); Koubek (19-47, .404); McCaffrey (8-25, .320); Laettner (6-12, .500); Hill (3-7, .429); Brickey (0-2, .000); Cook (0-2, .000). **Dunks (126):** Brickey 40; Abdelnaby 40; Laettner 15; Henderson 14; Davis 11; Buckley 3; Hill 2; Koubek 1. **Charges Taken (96):** Hurley 24; Brickey 17; Hill 10; Koubek 9; Abdelnaby 8; Laettner 7; Davis 6; McCaffrey 6; Henderson 5; Buckley 3; Palmer 1.

1990-91

Record: 32-7; Home: 16-0; Away: 8-5; Neutral: 8-2

Player	G	MP	FG	FGA	Pct	FT	FTA	Pct	Reb	Pf	DQ	Ast	TO	BS	St	Pts	Avg
Laettner	39	1178	271-471	.575	211-263	.802	340-8.7	111-1	76	121	44	75	771	19.8			
McCaffrey	38	941	167-347	.481	84-101	.832	69-1.8	50-0	71	67	4	34	442	11.6			
T.Hill	39	908	164-297	.552	101-136	.743	142-3.6	67-1	51	55	15	59	450	11.5			
Hurley	39	1353	411-333	.423	83-114	.728	93-2.4	100-4	289	151	3	51	441	11.3			
G.Hill	36	887	160-310	.516	81-133	.609	183-5.1	79-1	79	74	30	51	402	11.2			
Davis	39	902	104-228	.456	89-122	.730	158-4.1	83-2	63	60	8	39	298	7.6			
Koubek	38	600	77-177	.435	39-48	.813	110-2.9	67-2	33	29	3	21	225	5.9			
Lang	36	426	57-94	.606	40-76	.526	92-2.6	55-1	7	25	28	14	154	4.3			
Palmer	38	407	51-79	.646	33-40	.825	77-2.0	69-1	10	28	19	11	135	3.6			
Clark	23	104	13-29	.448	20-32	.625	17-0.7	15-0	8	25	2	5	48	2.1			
Ast	17	51	12-18	.667	3-4	.750	10-0.6	7-0	0	6	3	0	28	1.6			
Buckley	19	93	10-18	.556	7-20	.350	20-1.1	12-0	2	4	1	2	27	1.4			
Team							103-2.6										
Duke	39	7850	1227-2401	.511	791-1089	.726	1414-36.3	715-13	689	645	160	362	3421	87.7			
Opps	39	7850	1088-2445	.445	525-792	.663	1327-34.0	865-58	528	779	111	299	2864	73.4			

• **Three-Point Field Goals (176-459, 383):** Hurley (76-188, .404); Koubek (32-76, .421); McCaffrey (24-70, .343); T.Hill (21-52, .404); Laettner (18-53, .340); Clark (2-9, .222); G.Hill (1-2, .500); Ast (1-4, .250); Davis (1-5, .200). **Dunks (112):** G.Hill 33; T.Hill 26; Laettner 21; Davis 19; Lang 8; Palmer 6. **Charges Taken (71):** Davis 16; Palmer 14; Hurley 12; T.Hill 10; Laettner 5; Lang 5; McCaffrey 4; G.Hill 2; Koubek 2; Buckley 1.

1991-92

Record: 34-2; Home: 13-0; Away: 11-2; Neutral: 10-0

Player	G	MP	FG	FGA	Pct	FT	FTA	Pct	Reb	Pf	DQ	Ast	TO	BS	St	Pts	Avg
Laettner	35	1128	254-442	.575	189-232	.815	275-7.9	90-1	69	116	32	74	751	21.5			
T.Hill	36	1102	196-367	.534	96-125	.768	121-3.4	75-1	54	50	16	60	525	14.6			
G.Hill	33	1000	182-298	.611	99-135	.733	187-5.7	91-2	134	80	27	39	463	14.0			
Hurley	31	1043	123-284	.433	105-133	.789	62-2.0	64-1	237	109	1	35	410	13.2			
Davis	36	1111	140-291	.481	114-154	.749	163-4.5	82-4	69	53	9	42	402	11.2			
Lang	34	763	77-137	.562	65-99	.657	139-4.1	87-1	23	43	10	20	219	6.4			
Parks	34	435	60-105	.571	50-69	.725	81-2.4	57-0	13	30	35	5	170	5.0			
Clark	34	268	33-61	.541	21-27	.778	27-0.8	26-0	22	21	4	7	99	2.9			
Meek	25	143	22-38	.579	18-36	.500	30-1.2	18-1	5	6	5	3	62	2.5			
Blakeney	29	175	13-23	.565	13-20	.650	24-0.8	10-0	17	17	0	7	40	1.4			
Ast	14	44	5-12	.417	6-9	.667	14-1.0	6-0	2	4	1	1	16	1.1			
Burt	19	38	3-11	.273	4-4	1.000	2-0.1	3-0	8	4	1	1	10	0.5			
Team							105-2.9										
Duke	36	7250	1108-2069	.536	780-1043	.748	1229-34.1	609-11	653	533	141	294	3167	88.0			
Opps	36	7250	1033-2213	.467	379-583	.650	1129-31.4	837-na	557	639	115	232	2615	72.6			

• **Three-Point Field Goals (171-394, 434):** Hurley (59-140, .421); Laettner (54-97, .557); T.Hill (37-91, .407); Clark (12-18, .667); Davis (8-39, .205); Blakeney (1-4, .250); G.Hill (0-1, .000); Ast (0-4, .000). **Dunks (146):** G.Hill 48; T.Hill 25; Laettner 21; Davis 18; Lang 16; Parks 12; Clark 4; Meek 2. **Charges Taken (48):** Davis 9; Laettner 8; Lang 7; G.Hill 7; T.Hill 6; Hurley 5; Clark 2; Meek 2; Parks 2.

1992-93

Record: 24-8; Home: 14-2; Away: 5-4; Neutral: 5-2

Player	G	MP	FG	FGA	Pct	FT	FTA	Pct	Reb	Pf	DQ	Ast	TO	BS	St	Pts	Avg
G.Hill	26	822	185-320	.578	94-126	.746	166-6.4	61-1	72	63	36	64	468	18.0			
Hurley	32	1138	157-373	.421	143-178	.803	84-2.6	60-0	262	108	1	49	545	17.0			
T.Hill	32	1022	184-384	.479	100-147	.680	151-4.7	73-0	47	62	12	51	502	15.7			
Parks	32	899	161-247	.652	72-100	.720	220-6.9	68-0	14	56	64	25	394	12.3			
Clark	32	600	79-155	.510	58-67	.866	73-2.3	60-0	46	39	1	23	233	7.3			
Lang	31	808	80-153	.523	55-84	.655	111-5.5	80-5	25	36	19	19	215	6.9			
Collins	29	367	56-139	.403	20-32	.625	33-1.1	26-0	34	23	0	15	169	5.8			
Meek	32	371	38-64	.594	36-63	.571	92-2.9	51-1	5	21	10	11	112	3.5			
Moore	12	77	16-27	.593	3-3	1.000	24-2.0	12-0	4	7	5	2	35	2.9			
Blakeney	30	305	32-77	.416	19-29	.655	45-1.5	32-0	20	33	1	11	87	2.9			
Brown	15	31	0-5	.000	4-9	.444	5-0.3	3-0	0	1	0	0	4	0.3			
Brunson	8	10	1-6	.167	0-0	.000	1-0.1	2-0	0	0	0	0	2	0.3			
Team							88-2.4										
Duke	32	6450	989-1950	.507	604-838	.721	1153-36.0	528-7	529	469	160	270	2766	86.4			
Opps	32	6450	911-2062	.442	339-527	.643	1156-36.1	680-na	458	572	108	209	2279	71.2			

• **Three-Point Field Goals (184-463, 397):** Hurley (88-209, .421); Collins (37-85, .435); T.Hill (34-96, .354); Clark (17-40, .425); G.Hill (4-14, .286); Blakeney (4-17, .235); Brown (0-1, .000); Lang (0-1, .000). **Dunks (106):** G.Hill 32; Parks 30; T.Hill 17; Lang 14; Moore 5; Clark 5; Meek 2; Blakeney 1. **Charges Taken (44):** Hurley 15; Parks 8; Clark 4; T.Hill 4; Lang 4; G.Hill 3; Meek 3; Blakeney 1; Collins 1.

1993-94

Record: 28-6; Home: 14-2; Away: 8-2; Neutral: 6-2

Player	G	MP	FG	FGA	Pct	FT	FTA	Pct	Reb	Pf	DQ	Ast	TO	BS	St	Pts	Avg
Hill	34	1213	218-472	.472	116-165	.703	233-6.9	85-0	176	102	40	64	591	17.4			
Parks	34	1038	186-347	.536	115-149	.772	284-8.4	77-1	31	57	76	37	490	14.4			
Lang	34	1023	153-260	.588	118-163	.724	184-5.4	83-2	35	74	38	15	424	12.5			
Collins	34	1055	110-275	.400	45-63	.714	68-2.0	52-0	77	50	1	41	341	10.0			
Capel	34	899	109-238	.458	42-64	.656	93-2.7	64-0	108	68	3	21	292	8.6			
Clark	33	696	99-220	.450	51-61	.836	64-1.9	53-0	58	63	11	33	267	8.1			
Meek	34	474	36-66	.545	48-80	.600	142-4.2	69-2	13	23	19	12	120	3.5			
Blakeney	7	102	9-13	.692	3-4	.750	81-1.1	7-0	14	12	0	3	23	3.3			
Wallace	17	45	9-16	.563	8-14	.571	9-0.5	9-0	1	1	3	2	28	1.6			
Beard	16	64	7-14	.500	7-10	.700	8-0.5	4-0	3	10	0	4	21	1.3			
Newton	21	115	8-22	.364	7-13	.538	27-1.3	20-0	9	13	7	6	23	1.1			
Moore	18	69	6-10	.600	7-11	.636	15-0.8	10-0	3	8	6	4	19	1.1			

Yearly Statistics



1998-99

Record: 37-2; Home: 14-0; Away: 10-0; Neutral: 13-2

Player	G	MP	FG-FGA	Pct	FT-FTA	Pct	Reb-Avg	PF-DQ	Ast	TO	BS	St	Pts-Avg
*Brand	39	1141	255-411	.620	181-256	.707	382-9.8	97-1	41	67	86	49	691-17.7
*Langd.	36	1117	191-413	.462	128-152	.842	123-3.4	84-0	69	64	3	52	622-17.3
*Avery	39	1210	201-416	.483	102-126	.810	137-3.5	86-1	196	102	1	57	580-14.9
*Magge	39	691	137-261	.525	111-155	.716	151-3.9	99-3	59	80	15	29	414-10.6
*Carraw	39	1116	144-317	.454	79-137	.577	188-4.9	71-1	130	84	34	30	386-9.9
Battier	37	881	114-209	.545	71-98	.724	180-4.9	78-2	55	32	43	65	338-9.1
Burgess	39	608	86-140	.614	38-70	.543	154-3.9	79-2	30	36	35	23	212-5.4
James	39	573	69-152	.454	43-65	.662	102-2.6	52-1	34	53	6	26	196-5.0
Domzalski	30	296	39-73	.534	37-52	.712	90-3.0	53-1	8	25	20	14	115-3.8
Bryant	13	30	3-9	.333	1-4	.250	3-0.2	3-0	2	3	0	1	8-0.6
Simpson	26	80	1-8	.125	8-14	.571	9-0.3	5-0	4	9	0	1	10-0.4
J. Cald.	20	49	3-10	.300	1-6	.167	12-0.6	4-0	3	4	1	1	7-0.4
R. Cald.	12	23	1-3	.333	0-0	.000	4-0.3	2-0	1	1	0	0	2-0.2
Heaps	4	10	0-0	.000	0-0	.000	2-0.5	0-0	2	2	1	1	0-0.0
Team	—	—	—	—	—	—	108-2.8	—	—	—	—	—	—

Duke 39 7825 1244-2422 514 800-1135 705 1645-42.2 713-12 633 572 245 349 3581-91.8
Opps 39 7825 972-2486 391 484-730 663 1303-33.4 895-na 468 690 100 274 2619-67.2

* Three-Point Field Goals (293-739, .396): Langdon (112-254, .441); Avery (76-185, .411); Battier (39-94, .415); Maggette (29-84, .345); Carrawell (19-55, .345); James (15-52, .288); Burgess (2-4, .500); Bryant (1-3, .333); R. Caldbeck (0-2, .000); Simpson (0-6, .000). Dunks (162): Brand 50; Burgess 34; Maggette 29; Carrawell 23; James 12; Domzalski 10; Battier 4; Avery 1. Charges Taken (56): Battier 36; Langdon 7; James 3; Brand 3; Maggette 2; Domzalski 1; Simpson 1. Forced Five-Second Calls (9): Avery 4; Langdon 3; Brand 1; Maggette 1.

1999-00

Record: 29-5; Home: 13-2; Away: 9-0; Neutral: 7-3

Player	G	MP	FG-FGA	Pct	FT-FTA	Pct	Reb-Avg	PF-DQ	Ast	TO	BS	St	Pts-Avg
*Battier	34	1206	190-383	.496	134-164	.817	192-5.6	71-3	72	44	70	68	593-17.4
*Carraw	34	1212	205-422	.486	137-176	.778	206-6.1	58-10	69	36	34	34	576-16.9
*Williams	34	1157	179-427	.419	61-89	.685	143-4.2	86-1	220	139	6	81	492-14.5
*Boozer	34	807	164-267	.614	115-155	.742	113-6.3	90-3	37	54	23	37	443-13.0
*James	34	970	136-290	.469	55-77	.714	153-4.5	71-3	63	63	8	47	373-11.0
Dunleavy	30	724	97-211	.460	45-61	.738	128-4.3	53-1	50	61	14	33	273-9.1
Horvath	32	269	36-76	.474	14-18	.778	58-1.8	40-0	10	13	6	13	104-3.3
Christen	31	295	20-51	.392	21-36	.583	70-2.3	52-1	10	11	11	7	61-2.0
Sanders	25	144	12-24	.500	22-34	.647	29-1.2	17-0	1	9	17	4	46-1.8
Buckner	20	68	3-6	.500	10-17	.588	9-0.5	6-0	8	2	0	5	19-1.0
Caldbeck	8	15	1-5	.200	2-4	.500	2-0.3	0-0	0	0	0	1	5-0.6
Simpson	17	46	2-10	.200	2-2	1.000	3-0.2	5-0	3	6	0	3	7-0.4
Borman	10	12	0-0	.000	0-0	.000	1-0.1	3-0	0	0	0	0	0-0.0
Team	—	—	—	—	—	—	106-3.1	—	—	—	—	—	—

Duke 34 6925 1045-2172 481 618-833 .742 1313-38.6 552-12 584 480 191 333 2992-88.0
Opps 34 6925 934-2238 417 360-537 .670 1283-37.7 690-na 472 607 123 240 2425-71.3

* Three-Point Field Goals (284-742, .383): Battier (79-178, .444); Williams (73-206, .354); James (46-122, .377); Dunleavy (34-97, .351); Carrawell (29-77, .377); Horvath (18-50, .360); Buckner (3-4, .750); Caldbeck (1-3, .333); Simpson (1-5, .200). Dunks (113): Boozer 40; Carrawell 23; Battier 15; James 12; Williams 8; Dunleavy 6; Sanders 4; Christensen 3; Horvath 2. Charges Taken (36): Battier 20; Dunleavy 10; James 3; Boozer 1; Sanders 1; Williams 1. Forced Five-Second Calls (12): Williams 6; Carrawell 3; Dunleavy 1; James 1; Horvath 1.

2000-01

Record: 35-4; Home: 13-2; Away: 8-1; Neutral: 14-1

Player	G	MP	FG-FGA	Pct	FT-FTA	Pct	Reb-Avg	PF-DQ	Ast	TO	BS	St	Pts-Avg
*Williams	39	1240	285-603	.473	139-211	.659	128-3.3	87-0	237	154	5	78	841-21.6
*Battier	39	1363	251-533	.471	152-191	.796	285-7.3	80-3	72	60	88	82	778-19.9
*Boozer	32	820	160-265	.604	105-146	.719	208-6.5	91-2	40	38	28	28	425-13.3
*Dunleavy	39	1137	184-388	.474	68-98	.694	222-5.7	81-1	103	80	15	53	493-12.6
*James	39	1085	161-326	.494	115-144	.799	202-5.2	78-0	42	63	8	62	480-12.3
Dunleavy	39	1085	92-217	.424	52-80	.650	124-3.2	65-0	174	61	1	77	280-7.2
Sweet	7	79	13-27	.481	2-6	.333	18-2.6	6-0	4	1	6	6	29-4.1
Horvath	6	54	7-23	.304	1-1	1.000	14-2.3	7-0	3	5	3	2	17-2.8
Sanders	35	373	28-60	.467	31-60	.517	63-1.8	72-2	7	21	32	3	87-2.5
Christen	30	253	17-29	.586	14-32	.438	70-2.3	62-3	3	16	8	10	48-1.6
Love	21	130	9-17	.529	10-17	.588	33-1.6	21-1	2	6	6	4	28-1.3
Simpson	22	32	6-18	.333	5-8	.625	11-0.5	2-0	4	6	0	1	20-0.9
Borman	7	17	2-5	.400	1-1	1.000	2-0.3	1-0	1	2	0	0	6-0.9
Buckner	23	83	2-12	.167	1-4	.250	10-0.4	5-0	7	14	1	5	5-0.2
Caldbeck	13	35	0-7	.000	1-3	.333	7-0.5	1-0	2	0	0	0	1-0.1
Team	—	—	—	—	—	—	108-2.8	—	—	—	—	—	—

Duke 39 7825 1217-2530 481 697-1002 .696 1505-38.6 659-12 701 531 196 411 3538-90.7
Opps 39 7825 1028-2471 416 487-701 .695 1461-37.5 848-na 517 752 117 282 2750-70.5

* Three-Point Field Goals (407-1057, .385): Williams (132-309, .427); Battier (124-296, .419); Dunleavy (57-153, .373); Duhon (44-122, .361); James (43-137, .314); Simpson (3-10, .300); Horvath (2-12, .167); Borman (1-3, .333); Sweet (1-5, .200); Love (0-1, .000); Buckner (0-3, .000); Caldbeck (0-6, .000). Dunks (130): Boozer 35; James 24; Williams 18; Battier 16; Dunleavy 13; Sanders 10; Christensen 6; Duhon 5; Love 3; Sweet 1. Charges Taken (58): Battier 26; Williams 9; Dunleavy 8; James 5; Boozer 3; Duhon 2; Sanders 2; Horvath 1; Love 1; Sweet 1. Forced Five-Second Calls (7): Duhon 4; Williams 2; Battier 1.

2001-02

Record: 31-4; Home: 13-0; Away: 7-3; Neutral: 11-1

Player	G	MP	FG-FGA	Pct	FT-FTA	Pct	Reb-Avg	PF-DQ	Ast	TO	BS	St	Pts-Avg
*Williams	35	1175	249-545	.457	140-207	.676	124-3.5	80-1	187	131	3	76	746-21.3
*Boozer	35	993	230-346	.665	178-236	.754	303-8.7	107-2	38	65	21	31	638-18.2
*Dunleavy	35	1133	218-451	.483	81-119	.681	215-7.2	79-2	72	61	26	80	605-17.3
*Jones	35	1011	153-303	.505	74-102	.725	146-4.2	101-3	40	58	17	29	312-8.9
*Duhon	35	1229	100-244	.410	59-83	.711	109-3.1	68-0	208	92	3	82	333-11.8
Ewing	35	638	80-167	.479	35-51	.686	78-2.2	79-0	47	29	1	32	227-6.5
Sanders	31	242	19-34	.559	12-25	.480	51-1.6	44-0	5	17	17	5	50-1.6
Christen	23	133	11-24	.458	13-19	.684	36-1.6	27-0	3	7	2	2	35-1.5
Horvath	31	247	14-45	.311	16-32	.500	66-2.1	40-0	9	22	15	5	45-1.5
Means	10	31	4-8	.500	1-2	.500	10-1.0	3-0	1	3	0	2	11-1.1
Causey	12	47	4-10	.400	3-6	.500	8-0.7	8-0	3	5	1	3	13-1.1
Love	16	59	4-10	.400	6-12	.500	18-1.1	8-0	2	3	2	2	14-0.9
Buckner	22	72	6-21	.286	6-10	.600	6-0.3	11-0	10	5	0	3	19-0.9
Borman	7	15	1-1	1.000	1-2	.500	6-0.9	0-0	0	2	0	0	4-0.6
Team	—	—	—	—	—	—	91-2.8	—	—	—	—	—	—

Duke 35 7025 1093-2209 495 625-906 .690 1303-37.2 657-8 625 501 113 352 3112-88.9
Opps 35 7025 892-2119 421 469-681 .689 1266-36.2 747-na 442 693 103 248 2421-69.2

* Three-Point Field Goals (301-830, .363): Williams (108-282, .383); Dunleavy (88-233, .378); Duhon (54-159, .340); Ewing (32-70, .457); Jones (12-52, .231); Means (2-2, .000); Causey (2-3, .667); Borman (1-1, .000); Buckner (1-6, .167); Horvath (1-21, .048); Boozer (0-1, .000). Dunks (113): Boozer 41; Jones 32; Dunleavy 16; Williams 8; Ewing 5; Sanders 5; Christensen 3; Duhon 2; Horvath 1. Charges Taken (51): Dunleavy 18; Jones 12; Duhon 6; Williams 5; Boozer 4; Sanders 2; Love, Horvath 2. Forced Five-Second Calls (16): Duhon 10; Williams 3; Dunleavy 2; Ewing 1.

2002-03

Record: 26-7; Home: 15-0; Away: 3-6; Neutral: 8-1

Player	G	MP	FG-FGA	Pct	FT-FTA	Pct	Reb-Avg	PF-DQ	Ast	TO	BS	St	Pts-Avg
*Jones	33	1014	198-421	.470	140-187	.749	180-5.5	101-4	29	63	18	38	583-17.7
*Redick	33	1013	149-361	.413	102-111	.919	81-2.5	57-2	67	54	2	38	495-15.0
*Ewing	33	920	126-293	.430	101-123	.821	104-3.2	80-3	45	67	5	42	395-12.0
*Duhon	33	1188	102-264	.386	66-96	.688	106-3.2	59-0	212	98	5	62	305-9.2
*Williams	33	633	95-184	.516	80-128	.625	195-5.9	102-5	15	60	52	23	270-8.2
R													

Annual Statistical Leaders

Points

1929	Joe Croson (So)	173
1930	Joe Croson (Jr)	189
1931	Joe Croson (Sr)	196
1932	James Thompson (So)	180
1933	James Thompson (Jr)	208
1934	James Thompson (Sr)	231
1935	Charles Kunkle (Jr)	124
1936	Kenneth Podger (Jr)	168
1937	Kenneth Podger (Sr)	196
1938	Edwin Swindell (Jr)	206
1939	Edwin Swindell (Sr)	190
1940	Bill Mock (Jr)	184
1941	Charles Holley (Sr)	203
1942	Cedric Loftis (Jr)	200
1943	Gordon Carver (So)	309
1944	Gordon Carver (Jr)	297
1945	Bill Sapp	221
1946	Ed Koffenberger (Jr)	317
1947	Ed Koffenberger (Sr)	416
1948	Corren Youmans (So)	329
1949	Corren Youmans (Jr)	254
1950	Corren Youmans (Sr)	352
1951	Dick Groat (Jr)	831
1952	Dick Groat (Sr)	780
1953	Bernie Janicki (Jr)	436
1954	Bernie Janicki (Sr)	364
1955	Ronnie Mayer (Jr)	607
1956	Ronnie Mayer (Sr)	553
1957	Jim Newcome (Jr)	347
1958	Jim Newcome (Sr)	331
1959	Carroll Youngkin (So)	399
1960	Howard Hurt (Jr)	376
1961	Art Heyman (So)	629
1962	Art Heyman (Jr)	608
▲ 1963	Art Heyman (Sr)	747
1964	Jeff Mullins (Sr)	750
1965	Bob Verga (So)	534
1966	Jack Marin (Sr)	558
▲ 1967	Bob Verga (Sr)	705
1968	Mike Lewis (Sr)	608
1969	Randy Denton (So)	486
1970	Randy Denton (Jr)	560
1971	Randy Denton (Sr)	612
1972	Chris Redding (So)	385
1973	Chris Redding (Jr)	440
1974	Bob Fleischer (Jr)	407
1975	Bob Fleischer (Sr)	447
1976	Tate Armstrong (Jr)	654
1977	Jim Spanarkel (So)	519
1978	Jim Spanarkel (Jr)	708
1979	Mike Gminski (Jr)	565
1980	Mike Gminski (Sr)	704
▲ 1981	Gene Banks (Sr)	499
▲ 1982	Vince Taylor (Sr)	549
1983	Johnny Dawkins (Fr)	506
1984	Johnny Dawkins (So)	659
1985	Johnny Dawkins (Jr)	582
1986	Johnny Dawkins (Sr)	809
1987	Danny Ferry (So)	461
▲ 1988	Danny Ferry (Jr)	667
▲ 1989	Danny Ferry (Sr)	791
1990	Phil Henderson (Sr)	683
1991	Christian Laettner (Jr)	771
1992	Christian Laettner (Sr)	751
1993	Bobby Hurley (Sr)	545
1994	Grant Hill (Sr)	591
1995	Cherokee Parks (Sr)	589
1996	Jeff Capel (Jr)	514
1997	Trajan Langdon (So)	473
1998	Roshown McLeod (Sr)	549
1999	Elton Brand (So)	691
2000	Shane Battier (Jr)	593
▲ 2001	Jason Williams (So)	841
▲ 2002	Jason Williams (Jr)	746
2003	Dahntay Jones (Sr)	583
2004	J.J. Redick (So)	589
▲ 2005	J.J. Redick (Jr)	721
▲ 2006	J.J. Redick (Sr)	964

Points Per Game

1929	Joe Croson (So)	8.7
1930	Joe Croson (Jr)	9.5

1931	Joe Croson (Sr)	9.3
1932	James Thompson (So)	7.2
1933	James Thompson (Jr)	9.5
1934	James Thompson (Sr)	9.6
1935	Charles Kunkle (Jr)	4.8
1936	Kenneth Podger (Jr)	6.5
1937	Kenneth Podger (Sr)	8.5
1938	Edwin Swindell (Jr)	8.6
1939	Edwin Swindell (Sr)	8.6
1940	Bill Mock (Jr)	7.1
1941	Charles Holley (Sr)	9.2
1942	Cedric Loftis (Jr)	8.3
1943	Gordon Carver (So)	11.9
1944	Gordon Carver (Jr)	13.3
1945	Bill Sapp	11.6
1946	Ed Koffenberger (Jr)	11.7
1947	Ed Koffenberger (Sr)	15.4
1948	Corren Youmans (So)	12.1
1949	Corren Youmans (Jr)	11.5
1950	Corren Youmans (Sr)	11.8
1951	Dick Groat (Jr)	25.2
1952	Dick Groat (Sr)	26.0
1953	Bernie Janicki (Jr)	16.8
1954	Bernie Janicki (Sr)	13.5
1955	Ronnie Mayer (Jr)	21.7
1956	Ronnie Mayer (Sr)	22.1
1957	Jim Newcome (Jr)	14.5
1958	Jim Newcome (Sr)	13.2
1959	Carroll Youngkin (So)	15.9
1960	Howard Hurt (Jr)	13.4
	Carroll Youngkin (Jr)	13.4
1961	Art Heyman (So)	25.2
1962	Art Heyman (Jr)	25.3
▲ 1963	Art Heyman (Sr)	24.9
1964	Jeff Mullins (Sr)	24.2
1965	Bob Verga (So)	21.4
1966	Jack Marin (Sr)	18.9
▲ 1967	Bob Verga (Sr)	26.1
1968	Mike Lewis (Sr)	21.7
1969	Randy Denton (So)	17.4
1970	Randy Denton (Jr)	21.5
1971	Randy Denton (Sr)	20.4
1972	Richie O'Conner (Jr)	15.4
1973	Chris Redding (Jr)	16.9
1974	Bob Fleischer (Jr)	15.7
1975	Bob Fleischer (Sr)	17.2
1976	Tate Armstrong (Jr)	24.2
1977	Tate Armstrong (Sr)	22.7
1978	Jim Spanarkel (Jr)	20.8
1979	Mike Gminski (Jr)	18.8
1980	Mike Gminski (Sr)	21.3
▲ 1981	Gene Banks (Sr)	18.5
▲ 1982	Vince Taylor (Sr)	20.3
1983	Johnny Dawkins (Fr)	18.1
1984	Johnny Dawkins (So)	19.4
1985	Johnny Dawkins (Jr)	18.8
1986	Johnny Dawkins (Sr)	20.2
1987	Danny Ferry (So)	14.0
▲ 1988	Danny Ferry (Jr)	19.1
▲ 1989	Danny Ferry (Sr)	22.6
1990	Phil Henderson (Sr)	18.5
1991	Christian Laettner (Jr)	19.8
1992	Christian Laettner (Sr)	21.5
1993	Grant Hill (Jr)	18.0
1994	Grant Hill (Sr)	17.4
1995	Cherokee Parks (Sr)	19.0
1996	Jeff Capel (Jr)	16.6
1997	Trajan Langdon (So)	14.3
1998	Roshown McLeod (Sr)	15.3
1999	Elton Brand (So)	17.7
2000	Shane Battier (Jr)	17.4
▲ 2001	Jason Williams (So)	21.6
▲ 2002	Jason Williams (Jr)	21.3
2003	Dahntay Jones (Sr)	17.7
2004	J.J. Redick (So)	15.9
▲ 2005	J.J. Redick (Jr)	21.8
▲ 2006	J.J. Redick (Sr)	26.8

Field Goals Made

1943	Gordon Carver (So)	147
1944	William Wright (So)	129
1946	Ed Koffenberger (Jr)	118
1947	Ed Koffenberger (Sr)	162
1948	Corren Youmans (So)	132

1949	Corren Youmans (Jr)	98
1950	Corren Youmans (Sr)	146
1951	Dick Groat (Jr)	285
1952	Dick Groat (Sr)	288
1953	Bernie Janicki (Jr)	155
1954	Bernie Janicki (Sr)	140
1955	Ronnie Mayer (Jr)	217
1956	Ronnie Mayer (Sr)	195
1957	Jim Newcome (Jr)	148
1958	Bob Vernon (Sr)	130
1959	Carroll Youngkin (So)	136
1960	Howard Hurt (Jr)	146
1961	Art Heyman (So)	229
1962	Art Heyman (Jr)	219
1963	Art Heyman (Sr)	265
1964	Jeff Mullins (Sr)	300
1965	Bob Verga (So)	229
1966	Jack Marin (Sr)	221
1967	Bob Verga (Sr)	283
1968	Mike Lewis (Sr)	230
1969	Randy Denton (So)	212
1970	Randy Denton (Jr)	237
1971	Randy Denton (Sr)	244
1972	Chris Redding (So)	124
1973	Gary Melchionni (Sr)	165
1974	Bob Fleischer (Jr)	163
1975	Bob Fleischer (Sr)	178
1976	Tate Armstrong (Jr)	265
1977	Mike Gminski (Fr)	175
1978	Mike Gminski (So)	246
1979	Mike Gminski (Jr)	218
1980	Mike Gminski (Sr)	262
1981	Gene Banks (Sr)	202
1982	Vince Taylor (Sr)	217
1983	Johnny Dawkins (Fr)	207
1984	Johnny Dawkins (So)	263
1985	Johnny Dawkins (Jr)	225
1986	Johnny Dawkins (Sr)	331
1987	Danny Ferry (So)	172
1988	Danny Ferry (Jr)	247
1989	Danny Ferry (Sr)	300
1990	Phil Henderson (Sr)	251
1991	Christian Laettner (Jr)	271
1992	Christian Laettner (Sr)	254
1993	Grant Hill (Jr)	185
1994	Grant Hill (Sr)	218
1995	Cherokee Parks (Sr)	222
1996	Jeff Capel (Jr)	185
1997	Jeff Capel (Sr)	142
	Roshown McLeod (Jr)	142
	Roshown McLeod (Sr)	196
1999	Elton Brand (So)	255
2000	Chris Carrarell (Sr)	205
2001	Jason Williams (So)	285
2002	Jason Williams (Jr)	249
2003	Dahntay Jones (Sr)	198
2004	Luol Deng (Fr)	210
2005	J.J. Redick (Jr)	202
2006	J.J. Redick (Sr)	302

Field Goal Attempts

1949	Corren Youmans (Jr)	329
1950	Corren Youmans (Sr)	449
1951	Dick Groat (Jr)	713
1952	Dick Groat (Sr)	700
1953	Bernie Janicki (Jr)	411
1954	Bernie Janicki (Sr)	385
1955	Ronnie Mayer (Jr)	509
1956	Ronnie Mayer (Sr)	452
1957	Jim Newcome (Jr)	360
1958	Jim Newcome (Sr)	321
1959	Howard Hurt (So)	379
1960	Howard Hurt (Jr)	355
1961	Art Heyman (So)	448
1962	Art Heyman (Jr)	506
1963	Art Heyman (Sr)	586
1964	Jeff Mullins (Sr)	613
1965	Bob Verga (So)	431
1966	Jack Marin (Sr)	451
1967	Bob Verga (Sr)	614
1968	Mike Lewis (Sr)	418
1969	Randy Denton (So)	425
1970	Randy Denton (Jr)	437
1971	Randy Denton (Sr)	433

1972	Chris Redding (So)	265
1973	Gary Melchionni (Sr)	366
1974	Bob Fleischer (Jr)	312
1975	Pete Kramer (Sr)	312
1976	Tate Armstrong (Jr)	507
1977	Mike Gminski (Fr)	340
1978	Jim Spanarkel (Jr)	460
1979	Mike Gminski (Jr)	420
1980	Mike Gminski (Sr)	487
1981	Gene Banks (Sr)	350
1982	Vince Taylor (Sr)	419
1983	Johnny Dawkins (Fr)	414
1984	Johnny Dawkins (So)	547
1985	Johnny Dawkins (Jr)	455
1986	Johnny Dawkins (Sr)	603
1987	Danny Ferry (So)	383
1988	Danny Ferry (Jr)	519
1989	Danny Ferry (Sr)	575
1990	Phil Henderson (Sr)	531
1991	Christian Laettner (Jr)	471
1992	Christian Laettner (Sr)	442
1993	Thomas Hill (Sr)	384
1994	Grant Hill (Sr)	472
1995	Cherokee Parks (Sr)	443
1996	Jeff Capel (Jr)	492
1997	Jeff Capel (Sr)	309
1998	Roshown McLeod	397
1999	William Avery (So)	416
2000	Jason Williams (Fr)	427
2001	Jason Williams (So)	603
2002	Jason Williams (Jr)	545
2003	Dahntay Jones (Sr)	198
2004	Luol Deng (Fr)	442
2005	J.J. Redick (Jr)	495
2006	J.J. Redick (Sr)	643

Field Goal Pct.

1949	Ben Collins (Sr)	.327
1950	Dick Groat (So)	.426
1951	Dick Groat (Jr)	.400
1952	Dick Groat (Sr)	.411
1953	Rudy Lacy (Jr)	.528
1954	Rudy Lacy (Sr)	.433
1955	Junior Morgan (Jr)	.440
1956	Ronnie Mayer (Sr)	.431
1957	Hayes Clement (Jr)	.414
1958	Paul Schmidt (Sr)	.523
▲ 1959	Carroll Youngkin (So)	.512
▲ 1960	Carroll Youngkin (Jr)	.533
▲ 1961	Carroll Youngkin (Sr)	.577
1962	Jeff Mullins (So)	.514
▲ 1963	Jay Buckley (Jr)	.600
1964	Jay Buckley (Sr)	.590
▲ 1965	Jack Marin (Jr)	.546
1966	Mike Lewis (So)	.595
1967	Mike Lewis (Jr)	.532
1968	Mike Lewis (Sr)	.550
1969	Fred Lind (Sr)	.546
▲ 1970	Larry Saunders (Jr)	.636
1971	Randy Denton (Sr)	.564
1972	Alan Shaw (Jr)	.601
1973	Chris Redding (Jr)	.534
1974	Bob Fleischer (Jr)	.522
▲ 1975	Bob Fleischer (Sr)	.620
1976	Jim Spanarkel (Fr)	.548
1977	Jim Spanarkel (So)	.555
1978	Kenny Denard (Fr)	.551
1979	Mike Gminski (Jr)	.519
1980	Kenny Denard (Jr)	.550
1981	Gene Banks (Sr)	.577
1982	Chip Engelland (Jr)	.530
1983	Jay Bilas (Fr)	.553
1984	Mark Alarie (So)	.575
1985	Jay Bilas (Jr)	.599
1986	Jay Bilas (Sr)	.594
1987	John Smith (So)	.576
1988	Robert Brickey (So)	.538
1989	Christian Laettner (Fr)	.723
1990	Alaa Abdelnaby (Sr)	.620
▲ 1991	Christian Laettner (Jr)	.575
1992	Grant Hill (So)	.611
▲ 1993	Cherokee Parks (So)	.652
1994	Antonio Lang (Sr)	.588
1995	Erik Meek (Sr)	.621

Annual Statistical Leaders

1996	Greg Newton (Jr)	.568
1997	Chris Carrawell (Fr)	.576
1998	Elton Brand (Fr)	.592
▲ 1999	Elton Brand (So)	.620
2000	Carlos Boozer (Fr)	.614
▲ 2001	Carlos Boozer (So)	.604
▲ 2002	Carlos Boozer (Jr)	.665
2003	Shelden Williams (Fr)	.516
2004	Shavlik Randolph (So)	.591
2005	Shelden Williams (Jr)	.582
2006	Josh McRoberts (Fr)	.605

3-Point Field Goals Made

1983	Chip Engelland (Sr)	41
1987	Tommy Amaker (Sr)	44
1988	Kevin Strickland (Sr)	55
1989	Danny Ferry (Sr)	45
1990	Phil Henderson (Sr)	79
1991	Bobby Hurley (So)	76
1992	Bobby Hurley (Jr)	59
1993	Bobby Hurley (Sr)	88
1994	Chris Collins (So)	76
1995	Jeff Capel (So)	63
1996	Chris Collins (Sr)	79
1997	Trajan Langdon (So)	86
1998	Trajan Langdon (Jr)	85
1999	Trajan Langdon (Sr)	112
2000	Shane Battier (Jr)	79
2001	Jason Williams (So)	132
2002	Jason Williams (Jr)	108
2003	J.J. Redick (Fr)	95
2004	J.J. Redick (So)	102
2005	J.J. Redick (Jr)	121
2006	J.J. Redick (Sr)	139

3-Point Field Goal Attempts

1983	Chip Engelland (Sr)	74
1987	Tommy Amaker (Sr)	103
1988	Kevin Strickland (Sr)	149
1989	Quin Snyder (Sr)	119
1990	Phil Henderson (Sr)	191
1991	Bobby Hurley (So)	188
1992	Bobby Hurley (Jr)	140
1993	Bobby Hurley (Sr)	209
1994	Chris Collins (So)	202
1995	Trajan Langdon (Fr)	138
1996	Jeff Capel (Jr)	221
1997	Trajan Langdon (So)	195
1998	Trajan Langdon (Jr)	215
1999	Trajan Langdon (Sr)	254
2000	Jason Williams (Fr)	206
2001	Jason Williams (So)	309
2002	Jason Williams (Jr)	282
2003	J.J. Redick (Fr)	238
2004	J.J. Redick (So)	258
2005	J.J. Redick (Jr)	300
2006	J.J. Redick (Sr)	330

3-Point Field Goal Pct.

1983	Chip Engelland (Sr)	.554
1987	Tommy Amaker (Sr)	.427
1988	Quin Snyder (Sr)	.446
1989	Danny Ferry (Jr)	.425
1990	Phil Henderson (Sr)	.414
1991	Bobby Hurley (So)	.404
▲ 1992	Christian Laettner (Sr)	.557
1993	Chris Collins (Fr)	.435
1994	Grant Hill (Sr)	.390
1995	Jeff Capel (So)	.460
1996	Chris Collins (Sr)	.441
1997	Trajan Langdon (So)	.441
1998	Mike Chappell (So)	.434
▲ 1999	Trajan Langdon (Sr)	.441
▲ 2000	Shane Battier (Jr)	.444
2001	Jason Williams (So)	.427
2002	Daniel Ewing (Fr)	.457
2003	Daniel Ewing (So)	.400
▲ 2004	Daniel Ewing (Jr)	.411
2005	Sean Dockery (Jr)	.429
2006	J.J. Redick (Sr)	.421

Free Throws Made

1943	Gordon Carver (So)	55
1944	Gordon Carver (Jr)	41
1946	Ed Koffenberger (Jr)	81
1947	Ed Koffenberger (Sr)	92
1948	Corren Youmans (So)	65
1949	Ben Collins (Sr)	69
1950	David Scarborough (Sr)	61
1951	Dick Groat (Jr)	261
1952	Dick Groat (Sr)	204
1953	Bill Reigel	131
1954	Ronnie Mayer (So)	121
1955	Ronnie Mayer (Jr)	173
1956	Ronnie Mayer (Sr)	163
1957	Bucky Allen (Jr)	139
1958	Bucky Allen (Sr)	134
1959	Carroll Youngkin (So)	127
1960	Carroll Youngkin (Jr)	113
1961	Art Heyman (So)	171
1962	Art Heyman (Jr)	170
1963	Art Heyman (Sr)	217
1964	Jeff Mullins (Sr)	150
1965	Jack Marin (Jr)	87
1966	Jack Marin (Sr)	116
1967	Bob Verga (Sr)	139
1968	Mike Lewis (Sr)	148
1969	Fred Lind (Sr)	70
1970	Randy Denton (Jr)	86
1971	Randy Denton (Sr)	124
1972	Chris Redding (So)	137
1973	Chris Redding (Jr)	124
1974	Kevin Billerman (Jr)	84
1975	Bob Fleischer (Sr)	91
1976	Tate Armstrong (Jr)	124
1977	Jim Spanarkel (So)	175
1978	Jim Spanarkel (Jr)	220

1979	Mike Gminski (Jr)	129
1980	Mike Gminski (Sr)	180
1981	Vince Taylor (Jr)	104
1982	Vince Taylor (Sr)	115
1983	Mark Alarie (Fr)	104
1984	David Henderson (So)	140
1985	Johnny Dawkins (Jr)	132
1986	Mark Alarie (Sr)	162
1987	John Smith (So)	107
1988	Danny Ferry (Jr)	135
1989	Danny Ferry (Sr)	146
1990	Christian Laettner (So)	225
1991	Christian Laettner (Jr)	211
1992	Christian Laettner (Sr)	189
1993	Bobby Hurley (Sr)	143
1994	Antonio Lang (Sr)	118
1995	Cherokee Parks (Sr)	114
1996	Chris Collins (Sr)	83
1997	Trajan Langdon (So)	113
1998	Roshown McLeod (Sr)	113
1999	Elton Brand (So)	181
2000	Chris Carrawell (Sr)	137
2001	Shane Battier (Sr)	152
2002	Carlos Boozer (Jr)	178
2003	Dahntay Jones (Sr)	140
2004	J.J. Redick (So)	143
2005	J.J. Redick (Jr)	196
2006	J.J. Redick (Sr)	221

Free Throw Attempts

1948	Ben Collins (Jr)	107
1949	Ben Collins (Sr)	102
1950	Corren Youmans (Sr)	116
1951	Dick Groat (Jr)	331
1952	Dick Groat (Sr)	281
1953	Bill Reigel	213
1954	Ronnie Mayer (So)	153
1955	Ronnie Mayer (Jr)	229
1956	Joe Belmont (Sr)	210
1957	Bucky Allen (Jr)	188
1958	Bucky Allen (Sr)	180
1959	Carroll Youngkin (So)	212
1960	Carroll Youngkin (Jr)	208
1961	Art Heyman (So)	263
1962	Art Heyman (Jr)	276
1963	Art Heyman (Sr)	314
1964	Jeff Mullins (Sr)	183
1965	Jack Marin (Jr)	123
	Steve Vacendak (Jr)	123
1966	Jack Marin (Sr)	148
1967	Bob Verga (Sr)	179
1968	Mike Lewis (Sr)	197
1969	Randy Denton (So)	102
1970	Randy Denton (Jr)	132
1971	Randy Denton (Sr)	166
1972	Chris Redding (So)	173
1973	Chris Redding (Jr)	147
1974	Bob Fleischer (Jr)	107
1975	Bob Fleischer (Sr)	118
1976	Tate Armstrong (Jr)	166
1977	Jim Spanarkel (So)	209


1978	Jim Spanarkel (Jr)	255
1979	Mike Gminski (Jr)	177
1980	Mike Gminski (Sr)	214
1981	Vince Taylor (Jr)	169
1982	Vince Taylor (Sr)	171
1983	Mark Alarie (Fr)	128
1984	David Henderson (So)	193
1985	Johnny Dawkins (Jr)	166
1986	Mark Alarie (Sr)	197
1987	John Smith (So)	134
1988	Robert Brickey (So)	167
1989	Danny Ferry (Sr)	193
1990	Christian Laettner (So)	269
1991	Christian Laettner (Jr)	263
1992	Christian Laettner (Sr)	232
1993	Bobby Hurley (Sr)	178
1994	Grant Hill (Sr)	165
1995	Cherokee Parks (Sr)	147
1996	Greg Newton (Jr)	134
1997	Greg Newton (Sr)	132
1998	Roshown McLeod (Sr)	160
1999	Elton Brand (So)	256
2000	Chris Carrawell (Sr)	176
2001	Jason Williams (So)	211
2002	Carlos Boozer (Jr)	236
2003	Dahntay Jones (Sr)	187
2004	Shelden Williams (So)	200
2005	J.J. Redick (Jr)	209
2006	Shelden Williams (Sr)	270

Free Throw Pct.


1949	Ben Collins (Sr)	.676
1950	Tommy Hughes	.806
1951	Dick Groat (Jr)	.789
1952	Dick Groat (Sr)	.726
1953	Marv Decker (Jr)	.757
1954	Ronnie Mayer (So)	.792
1955	Ronnie Mayer (Jr)	.755
1956	Ronnie Mayer (Sr)	.784
1957	Bobby Joe Harris (Jr)	.787
1958	Bobby Joe Harris (Sr)	.769
1959	Howard Hurt (So)	.760
1960	Howard Hurt (Jr)	.800
1961	John Frye (Sr)	.695
1962	Buzzy Harrison (So)	.750
1963	Jeff Mullins (Jr)	.733
1964	Jeff Mullins (Sr)	.820
1965	Jack Marin (Jr)	.708
1966	Jack Marin (Sr)	.784
1967	Mike Lewis (Jr)	.781
1968	Joe Kennedy (Sr)	.793
1969	Dave Golden (Sr)	.761
1970	Rick Katherman (Jr)	.794
1971	Richie O'Connor (So)	.786
1972	Gary Melchionni (Jr)	.824
▲ 1973	Chris Redding (Jr)	.844
▲ 1974	Kevin Billerman (Jr)	.832
1975	Pete Kramer (Sr)	.823
1976	Mark Crow (Jr)	.802
1977	Jim Spanarkel (So)	.837
▲ 1978	Jim Spanarkel (Jr)	.863
1979	Jim Spanarkel (Sr)	.734
1980	Mike Gminski (Sr)	.841
1981	Tom Emma (So)	.861
▲ 1982	Chip Engelland (Jr)	.875
1983	Mark Alarie (Fr)	.813
1984	Johnny Dawkins (So)	.831
1985	Johnny Dawkins (Jr)	.795
1986	Mark Alarie (Sr)	.822
▲ 1987	Danny Ferry (So)	.844
1988	Danny Ferry (Jr)	.828
1989	Phil Henderson (Jr)	.764
▲ 1990	Christian Laettner (So)	.836
1991	Billy McCaffrey (So)	.832
1992	Christian Laettner (Sr)	.815
1993	Bobby Hurley (Sr)	.803
1994	Cherokee Parks (Jr)	.772
1995	Trajan Langdon (Fr)	.786
1996	Taymon Domzalski (Fr)	.818
▲ 1997	Trajan Langdon (So)	.897
1998	Trajan Langdon (Jr)	.886
1999	Trajan Langdon (Sr)	.842
2000	Shane Battier (Jr)	.817
2001	Nate James (Sr)	.799



J.J. Redick



Mike Lewis



Carlos Boozer

RECORDS

Annual Statistical Leaders

2002	Carlos Boozer (Jr)	.754
▲ 2003	J.J. Redick (Fr)	.919
▲ 2004	J.J. Redick (So)	.953
▲ 2005	J.J. Redick (Jr)	.938
2006	J.J. Redick (Sr)	.863

Rebounds

1952	Bernie Janicki (So)	476
1953	Bernie Janicki (Jr)	272
1954	Ronnie Mayer (So)	265
1955	Ronnie Mayer (Jr)	348
1956	Junior Morgan (Sr)	256
1957	Jim Newcome (Jr)	273
1958	Jim Newcome (Sr)	237
1959	Carroll Youngkin (So)	277
1960	Carroll Youngkin (Jr)	278
1961	Carroll Youngkin (Sr)	274
1962	Art Heyman (Jr)	269
1963	Art Heyman (Sr)	324
1964	Jay Buckley (Sr)	278
1965	Jack Marin (Jr)	257
▲ 1966	Mike Lewis (So)	329
1967	Mike Lewis (Jr)	320
▲ 1968	Mike Lewis (Sr)	402
1969	Randy Denton (So)	358
1970	Randy Denton (Jr)	324
1971	Randy Denton (Sr)	385
1972	Alan Shaw (Jr)	308
1973	Bob Fleischer (So)	221
1974	Bob Fleischer (Jr)	323
1975	Bob Fleischer (Sr)	273
1976	George Moses (Sr)	262
1977	Mike Gminski (Fr)	289
▲ 1978	Mike Gminski (So)	319
1979	Mike Gminski (Jr)	275
1980	Mike Gminski (Sr)	359
1981	Kenny Dennard (Sr)	206
1982	Vince Taylor (Sr)	133
1983	Mark Alarie (Fr)	181
1984	Mark Alarie (So)	245
1985	Jay Bilas (Jr)	186
1986	Mark Alarie (Sr)	249
1987	Danny Ferry (So)	256
1988	Danny Ferry (Jr)	266
1989	Danny Ferry (Sr)	260
1990	Christian Laettner (So)	364
1991	Christian Laettner (Jr)	340
1992	Christian Laettner (Sr)	275
1993	Cherokee Parks (So)	220
1994	Cherokee Parks (Jr)	284
1995	Cherokee Parks (Sr)	289
1996	Greg Newton (Jr)	255
1997	Greg Newton (Sr)	184
1998	Shane Battier (Fr)	230
1999	Elton Brand (So)	382
2000	Carlos Boozer (Fr)	213
2001	Shane Battier (Sr)	285
2002	Carlos Boozer (Jr)	303
2003	Shelden Williams (Fr)	195
2004	Shelden Williams (So)	314
▲ 2005	Shelden Williams (Jr)	369
▲ 2006	Shelden Williams (Sr)	384

Assists

1969	Dick DeVenzio (So)	169
1970	Dick DeVenzio (Jr)	104
1971	Dick DeVenzio (Sr)	115
1972	Gary Melchionni (Jr)	58
1973	Gary Melchionni (Sr)	84
1974	Kevin Billerman (Jr)	112
1975	Kevin Billerman (Sr)	99
1976	Tate Armstrong (Jr)	120
1977	Jim Spanarkel (So)	96
1978	Jim Spanarkel (Jr)	126
1979	Jim Spanarkel (Sr)	112
1980	Bob Bender (Sr)	159
1981	Tom Emma (So)	71
1982	Tom Emma (Jr)	85
1983	Johnny Dawkins (Fr)	134
1984	Tommy Amaker (Fr)	163
1985	Tommy Amaker (So)	184
1986	Tommy Amaker (Jr)	241
1987	Danny Ferry (So)	141

1988	Quin Snyder (Jr)	198
1989	Quin Snyder (Sr)	223
1990	Bobby Hurley (Fr)	288
1991	Bobby Hurley (So)	289
▲ 1992	Bobby Hurley (Jr)	237
▲ 1993	Bobby Hurley (Sr)	262
1994	Grant Hill (Sr)	176
1995	Jeff Capel (So)	126
1996	Chris Collins (Sr)	132
1997	Steve Wojciechowski (Jr)	176
1998	Steve Wojciechowski (Sr)	164
1999	William Avery (So)	196
2000	Jason Williams (Fr)	220
2001	Jason Williams (So)	237
2002	Chris Duhon (So)	208
2003	Chris Duhon (Jr)	212
2004	Chris Duhon (Sr)	225
2005	Daniel Ewing (Sr)	132
▲ 2006	Greg Paulus (Fr)	187

Turnovers

1981	Gene Banks (Sr)	79
1982	Tom Emma (Jr)	85
1983	Johnny Dawkins (Fr)	103
1984	Johnny Dawkins (So)	114
1985	Johnny Dawkins (Jr)	90
1986	Johnny Dawkins (Sr)	107
1987	Danny Ferry (So)	112
1988	Danny Ferry (Jr)	100
	Quin Snyder (Jr)	100
1989	Danny Ferry (Sr)	115
1990	Bobby Hurley (Fr)	166
1991	Bobby Hurley (So)	151
1992	Christian Laettner (Sr)	116
1993	Bobby Hurley (Sr)	108
1994	Grant Hill (Sr)	102
1995	Jeff Capel (So)	113
1996	Ricky Price (So)	87
1997	Jeff Capel (Sr)	74
1998	Roshown McLeod (Sr)	68
1999	William Avery (So)	102
2000	Jason Williams (Fr)	139
2001	Jason Williams (So)	154
2002	Jason Williams (Jr)	131
2003	Chris Duhon (Sr)	98
2004	Chris Duhon (Sr)	104
2005	Daniel Ewing (Sr)	98
2006	Greg Paulus (Fr)	118

Blocked Shots

1976	Willie Hodge (Sr)	38
1977	Mike Gminski (Fr)	90
▲ 1978	Mike Gminski (So)	92
▲ 1979	Mike Gminski (Jr)	66
1980	Mike Gminski (Sr)	97
1981	Kenny Dennard (Sr)	10
1982	Allen Williams (Jr)	11
1983	Mark Alarie (Fr)	21
1984	Mark Alarie (So)	38
1985	Mark Alarie (Jr)	18
1986	Mark Alarie (Sr)	27
1987	Kevin Strickland (Jr)	24
	Marty Nessler (Sr)	24
1988	Danny Ferry (Jr)	24
1989	Robert Brickey (Jr)	30
1990	Alaa Abdelnaby (Sr)	48
1991	Christian Laettner (Jr)	44
1992	Cherokee Parks (Fr)	35
1993	Cherokee Parks (So)	64
1994	Cherokee Parks (Jr)	76
1995	Cherokee Parks (Sr)	55
1996	Greg Newton (Jr)	48
1997	Roshown McLeod (Jr)	34
1998	Shane Battier (Fr)	53
1999	Elton Brand (So)	86
2000	Shane Battier (Jr)	70
2001	Shane Battier (Sr)	88
2002	Mike Dunleavy (Jr)	26
2003	Casey Sanders (Sr)	54
▲ 2004	Shelden Williams (So)	111
▲ 2005	Shelden Williams (Jr)	122
▲ 2006	Shelden Williams (Sr)	137

Steals

1976	George Moses (Sr)	61
▲ 1977	Jim Spanarkel (So)	73
▲ 1978	Jim Spanarkel (Jr)	93
1979	Jim Spanarkel (Sr)	46
1980	Vince Taylor (So)	53
1981	Kenny Dennard (Sr)	47
1982	Vince Taylor (Sr)	44
1983	David Henderson (Fr)	27
1984	Tommy Amaker (Fr)	64
1985	Tommy Amaker (So)	56
1986	Tommy Amaker (Jr)	81
1987	Tommy Amaker (Sr)	58
1988	Quin Snyder (Jr)	56
1989	Quin Snyder (Sr)	73
1990	Bobby Hurley (Fr)	67
1991	Christian Laettner (Jr)	75
1992	Christian Laettner (Sr)	74
1993	Grant Hill (Jr)	64
1994	Grant Hill (Sr)	64
1995	Jeff Capel (So)	32
1996	Chris Collins (Sr)	37
▲ 1997	Steve Wojciechowski (Jr)	82
1998	Steve Wojciechowski (Sr)	74
1999	Shane Battier (Sr)	65
2000	Jason Williams (Fr)	81
2001	Shane Battier (Sr)	82
2002	Chris Duhon (So)	82
2003	Chris Duhon (Jr)	62
2004	Chris Duhon (Sr)	80
2005	Daniel Ewing (Sr)	65
2006	Sean Dockery (Sr)	61

Personal Fouls

1969	Randy Denton (So)	88
1970	Larry Saunders (Jr)	71
1971	Randy Denton (Sr)	102
1972	Chris Redding (So)	88
1973	Kevin Billerman (So)	97
1974	Kevin Billerman (Jr)	101
1975	Willie Hodge (Jr)	93
1976	Willie Hodge (Sr)	106
1977	Mark Crow (Sr)	79
1978	Kenny Dennard (Fr)	112
1979	Kenny Dennard (So)	88
1980	Vince Taylor (So)	105
1981	Kenny Dennard (Sr)	99
1982	Vince Taylor (Sr)	84
1983	Jay Bilas (Fr)	102
1984	Dan Meagher (Jr)	118
1985	Jay Bilas (Jr)	96
1986	Danny Ferry (Fr)	119
	Mark Alarie (Sr)	119
1987	Quin Snyder (So)	97
1988	Robert Brickey (So)	103
1989	Quin Snyder (Sr)	112
1990	Christian Laettner (So)	120
1991	Christian Laettner (Jr)	111
1992	Grant Hill (So)	91
1993	Antonio Lang (Jr)	80
1994	Grant Hill (Sr)	85
1995	Erik Meek (Sr.)	103
1996	Taymon Domzalski (Fr)	111
1997	Roshown McLeod (Jr)	105
1998	Roshown McLeod (Sr)	102
1999	Corey Maggette (Fr)	99
2000	Carlos Boozer (Fr)	90
2001	Carlos Boozer (Sr)	91
2002	Carlos Boozer (Jr)	107
2003	Casey Sanders (Sr)	102
	Shelden Williams (Fr)	102
2004	Shelden Williams (So)	120
2005	Daniel Ewing (Sr)	99
2006	Shelden Williams (Sr)	114

Charges Taken

1984	Dan Meagher (Jr)	22
1985	Dan Meagher (Sr)	25
1986	David Henderson (Sr)	22
1987	Billy King (Jr)	16
1988	Billy King (Sr)	25

1989	Danny Ferry (Sr)	22
1990	Bobby Hurley (Fr)	24
1991	Brian Davis (Jr)	16
1992	Brian Davis (Sr)	9
1993	Bobby Hurley (Sr)	15
1994	Cherokee Parks (Jr)	11
1995	Erik Meek (Sr)	13
1996	Greg Newton (Jr)	16
1997	Carmen Wallace (Sr)	10
	Steve Wojciechowski (Jr)	10
1998	Shane Battier (Fr)	29
1999	Shane Battier (So)	36
2000	Shane Battier (Jr)	20
2001	Shane Battier (Sr)	26
2002	Mike Dunleavy (Jr)	18
2003	Dahntay Jones (Sr)	16
2004	Shavlik Randolph (So)	15
2005	Shavlik Randolph (Jr)	22
2006	J.J. Redick (Sr)	12

Dunks

1981	Gene Banks (Sr)	18
1982	Allen Williams (Sr)	7
1983	Mark Alarie (Fr)	9
1984	Mark Alarie (So)	48
1985	Johnny Dawkins (Jr)	15
1986	Johnny Dawkins (Sr)	29
	Mark Alarie (Sr)	29
1987	Robert Brickey (Fr)	17
1988	Robert Brickey (So)	34
1989	Robert Brickey (Jr)	56
1990	Robert Brickey (Sr)	40
	Alaa Abdelnaby (Sr)	40
1991	Grant Hill (Fr)	33
1992	Grant Hill (So)	48
1993	Grant Hill (Jr)	32
1994	Cherokee Parks (Sr)	33
1995	Cherokee Parks (So)	30
1996	Greg Newton (Jr)	23
1997	Chris Carrawell (Fr)	24
1998	Chris Carrawell (So)	22
1999	Elton Brand (So)	50
2000	Carlos Boozer (Fr)	40
2001	Carlos Boozer (So)	35
2002	Carlos Boozer (Jr)	41
2003	Dahntay Jones (Sr)	35
2004	Shelden Williams (So)	36
2005	Shelden Williams (Jr)	30
2006	Shelden Williams (Sr)	58

Forced 5-Second Calls


1998	Steve Wojciechowski (Sr)	13
1999	William Avery (So)	4
2000	Jason Williams (Fr)	6
2001	Chris Duhon (Fr)	4
2002	Chris Duhon (So)	10
2003	Chris Duhon (Jr)	4
2004	Chris Duhon (Sr)	3
2005	Daniel Ewing (Sr)	2
	Sean Dockery (Jr)	2
	DeMarcus Nelson (Fr)	2
2006	Sean Dockery (Sr)	3
	Greg Paulus (Fr)	3

▲ - ACC annual statistical champion in that category

Player Career Statistics

Years	Name	G	MIN	FG	FGA	PCT	3PT	3PA	PCT	FT	FTA	PCT	OR	TR	AVG	AST	TO	PF	ST	BL	PTS	AVG
86-90	Abdelnaby, Alaa	134	2017	448	748	.599	0	0	.000	241	331	.728	120	494	3.7	47	140	276	50	70	1137	8.5
82-86	Alarie, Mark	133	4042	828	1505	.550	0	2	.000	480	602	.797	0	833	6.3	152	207	387	100	104	2136	16.1
58-61	Albright, Doug	30	-	9	26	.346	0	0	.000	12	23	.522	0	31	1.0	0	0	4	0	0	30	1.0
55-58	Allen, Bucky	58	-	166	404	.411	0	0	.000	288	394	.731	0	153	2.6	0	0	97	0	0	620	10.7
63-66	Allen, Phil	27	-	17	37	.459	0	0	.000	11	13	.846	0	19	0.7	0	0	0	0	0	45	1.7
83-87	Amaker, Tommy	138	4666	456	990	.461	44	103	.427	212	268	.791	0	308	2.2	708	235	261	259	9	1168	8.5
81-85	Anderson, Todd	81	676	40	96	.417	0	0	.000	55	77	.714	0	117	1.4	6	19	99	4	5	135	1.7
73-77	Armstrong, Tate	83	-	529	1020	.519	0	0	.000	246	306	.804	0	182	2.2	217	0	156	0	0	1304	15.7
90-92	Ast, Christian	31	95	17	30	.567	1	8	.125	9	13	.692	7	24	0.8	2	10	13	1	4	44	1.4
97-99	Avery, William	74	1883	303	655	.463	108	293	.369	163	208	.784	49	206	2.8	283	162	140	91	2	877	11.9
77-81	Banks, Gene	124	4285	827	1558	.531	0	0	.000	425	589	.722	0	985	7.9	360	399	337	173	9	2079	16.8
65-68	Barone, Tony	46	-	20	45	.444	0	0	.000	29	44	.659	0	28	0.6	0	0	0	0	0	69	1.5
56-59	Barrett, George	13	-	3	9	.333	0	0	.000	6	9	.667	0	22	1.7	0	0	15	0	0	12	0.9
57-60	Bateman, Larry	36	-	20	67	.299	0	0	.000	10	29	.345	0	82	2.3	0	0	41	0	0	50	1.4
97-01	Battier, Shane	146	4337	651	1303	.500	246	592	.416	436	561	.777	338	887	6.1	239	161	296	266	254	1984	13.6
58-61	Beal, Jay	22	-	15	46	.326	0	0	.000	17	24	.708	0	15	0.7	0	0	3	0	0	47	2.1
93-94	Beard, Joey	17	69	7	14	.500	0	2	.000	7	10	.700	2	8	0.5	3	10	6	4	0	21	1.2
74-78	Bell, Bruce	42	-	23	62	.371	0	0	.000	12	23	.522	0	26	0.6	37	0	33	0	0	58	1.4
53-56	Belmont, Joe	103	-	471	1259	.374	0	0	.000	396	547	.723	0	420	4.1	0	0	189	0	0	1338	13.0
77-80	Bender, Bob	83	-	196	380	.516	0	0	.000	122	158	.772	0	116	1.4	332	0	188	0	0	514	6.2
86-87	Berndt, Andy	6	9	0	2	.000	0	0	.000	0	0	.000	0	3	0.5	0	1	1	0	0	0	0.0
82-86	Bilas, Jay	127	2864	365	655	.557	0	0	.000	332	511	.650	0	692	5.4	56	117	379	41	23	1062	8.4
72-75	Billerman, Kevin	78	-	291	659	.442	0	0	.000	211	264	.799	0	174	2.2	270	0	287	0	0	793	10.2
54-55	Blackburn, Tom	11	-	4	10	.400	0	0	.000	3	10	.300	0	1	0.1	0	0	1	0	0	11	1.0
69-70	Blackman, Don	25	-	53	111	.477	0	0	.000	50	70	.714	0	131	5.2	8	0	45	0	0	156	6.2
91-95	Blakeney, Kenny	93	1065	105	229	.459	20	59	.339	67	105	.638	42	124	1.3	110	108	94	33	3	297	3.2
05-06	Boateng, Eric	20	50	6	7	.857	0	0	.000	2	2	1.000	4	12	0.6	1	5	11	1	0	14	0.7
99-02	Boozer, Carlos	101	2620	554	878	.631	0	1	.000	398	537	.741	260	724	7.2	115	157	288	96	72	1506	14.9
99-04	Borman, Andy	40	78	5	9	.556	3	6	.500	4	7	.571	4	12	0.3	5	8	6	1	0	17	0.4
57-59	Boyd, Jack	27	-	42	142	.296	0	0	.000	21	37	.568	0	47	1.7	0	0	59	0	0	105	3.9
05-06	► Boykin, Jamal	26	70	8	17	.471	0	0	.000	9	10	.900	8	20	0.8	2	7	16	2	4	25	1.0
97-99	Brand, Elton	60	1633	355	580	.612	0	0	.000	262	390	.672	215	536	8.9	51	101	150	81	113	972	16.2
86-90	Brickey, Robert	134	3038	484	884	.548	2	9	.222	329	531	.620	156	649	4.8	146	277	334	115	90	1299	9.7
92-93	Brown, Kenney	15	31	0	5	.000	0	1	.000	4	9	.444	2	5	0.3	0	1	3	0	0	4	0.3
92-95	Brunson, Stan	35	207	5	22	.227	0	0	.000	7	12	.583	25	40	1.4	4	13	36	3	0	17	0.5
98-99	Bryant, D.	14	31	3	9	.333	1	3	.333	1	4	.250	0	3	0.2	2	3	3	1	0	8	0.6
81-85	Bryan, Jay	57	244	20	57	.351	0	1	.000	22	50	.440	0	44	0.8	9	7	57	4	0	62	1.1
55-57	Bryson, Ed	13	-	2	20	.100	0	0	.000	0	0	.000	0	8	0.6	0	0	12	0	0	4	0.3
87-91	Buckley, Clay	86	439	51	85	.600	0	0	.000	46	79	.582	27	88	1.0	12	25	44	13	6	148	1.7
61-64	Buckley, Jay	85	-	352	617	.571	0	0	.000	222	391	.568	0	714	8.4	0	0	0	0	0	926	10.9
99-03	Buckner, Andre	84	260	16	48	.313	5	16	.313	18	35	.514	7	29	0.4	27	23	26	13	1	55	0.7
55-56	Buhowsky, Tony	15	-	10	39	.256	0	0	.000	7	14	.500	0	33	2.2	0	0	28	0	0	27	1.8
73-74	Burch, Edgar	23	-	72	180	.400	0	0	.000	13	20	.650	0	33	1.4	27	0	34	0	0	157	6.8
71-74	Burdette, Jeff	57	-	22	84	.262	0	0	.000	15	41	.366	0	35	0.6	66	0	92	0	0	59	1.0
97-99	Burgess, Chris	75	1061	150	266	.564	3	12	.250	64	147	.435	106	268	3.6	49	62	125	44	58	367	4.9
86-89	Burgin, George	38	91	11	19	.579	0	0	.000	6	21	.286	3	17	0.4	4	6	10	4	6	28	0.7
91-92	Burt, Ron	19	38	3	11	.273	0	0	.000	4	4	1.000	0	2	0.1	8	4	3	1	1	10	0.5
96-99	Caldbeck, Justin	29	71	5	13	.385	0	0	.000	3	8	.375	5	16	0.6	3	5	5	1	1	13	0.6
98-01	Caldbeck, Ryan	33	73	2	15	.133	1	11	.091	3	7	.429	1	13	0.4	2	1	3	1	0	8	0.2
59-61	Cantwell, John	35	-	50	129	.388	0	0	.000	14	24	.583	0	24	0.7	0	0	0	0	0	114	3.3
93-97	Capel, Jeff	129	3774	580	1362	.426	220	553	.398	221	329	.672	124	390	3.0	433	328	270	110	18	1601	12.4
70-71	Carr, Judge	1	-	0	0	.000	0	0	.000	0	0	.000	0	1	1.0	0	0	0	0	0	0	0.0
96-00	Carrawell, Chris	136	3541	542	1115	.486	62	172	.360	309	463	.667	211	608	4.5	309	231	206	105	114	1455	10.8
55-56	Cashman, Don	14	-	12	44	.273	0	0	.000	1	3	.333	0	15	1.1	0	0	9	0	0	25	1.8
01-02	Causey, Mark	12	47	4	10	.400	2	3	.667	3	6	.500	2	8	0.7	3	5	8	3	1	13	1.1
65-69	Chapman, Warren	66	-	90	193	.466	0	0	.000	55	104	.529	0	216	3.3	1	0	28	0	0	235	3.6
96-98	Chappell, Mike	68	901	143	342	.418	60	156	.385	57	103	.553	45	125	1.8	37	52	110	27	6	403	5.9
72-76	Chili, Terry	65	-	108	162	.667	0	0	.000	48	106	.453	0	177	2.7	17	0	89	0	0	264	4.1
72-74	Chinault, Neil	12	-	4	9	.444	0	0	.000	2	2	1.000	0	2	0.2	3	0	2	0	0	10	0.8
95-02	Christensen, Matt	95	751	54	116	.466	0	0	.000	54	102	.529	94	189	2.0	16	34	142	20	35	162	1.7
66-69	Claiborne, C.B.	53	-	88	241	.365	0	0	.000	42	61	.689	0	100	1.9	19	0	54	0	0	218	4.1


RECORDS



Bob Bender



Kenny Blakeney



Jeff Capel




Chris Carrawell

Player Career Statistics

Years	Name	G	MIN	FG	FGA	PCT	3PT	3PA	PCT	FT	FTA	PCT	OR	TR	AVG	AST	TO	PF	ST	BL	PTS	AVG
90-94	Clark, Marty	122	1668	224	465	.482	49	131	.374	150	187	.802	74	181	1.5	134	148	153	68	18	647	5.3
55-58	Clement, Hayes	48	-	104	258	.403	0	0	.000	83	125	.664	0	221	4.6	0	0	111	0	0	291	6.1
92-96	Collins, Chris	120	2874	357	867	.412	209	539	.388	168	236	.712	55	243	2.0	291	175	184	108	3	1091	9.1
86-87	Colonna, Dave	2	2	0	0	.000	0	0	.000	0	0	.000	0	0	0.0	0	0	1	0	0	0	0.0
72-74	Cook, Bob	16	-	9	22	.409	0	0	.000	0	0	.000	0	13	0.8	1	0	8	0	0	18	1.1
87-90	Cook, Joe	47	285	28	67	.418	3	7	.429	23	33	.697	9	36	0.8	35	37	25	19	1	82	1.7
79-80	Corrigan, Jim	9	-	1	1	1.000	0	0	.000	2	2	1.000	0	1	0.1	3	0	3	0	0	4	0.4
62-63	Cox, Fred	7	-	3	4	.750	0	0	.000	1	2	.500	0	3	0.4	0	0	3	19	1	7	1.0
61-64	Cox, Ray	39	-	13	31	.419	0	0	.000	7	14	.500	0	25	0.6	0	0	0	0	0	33	0.8
73-77	Crow, Mark	87	-	341	675	.505	0	0	.000	138	174	.793	0	346	4.0	116	0	225	0	0	820	9.4
83-84	Crump, Vince	7	12	0	0	.000	0	0	.000	1	3	.333	0	1	0.1	0	1	0	0	0	1	0.1
03-05	Davidson, Patrick	29	51	0	5	.000	0	2	.000	4	4	1.000	0	5	0.2	1	1	4	1	0	4	0.1
05-06	► Davidson, Jordan	10	11	1	2	.500	1	1	1.000	0	0	.000	0	1	0.1	0	1	0	1	0	3	0.3
53-54	D'Emilio, Rudy	27	-	138	380	.363	0	0	.000	81	123	.659	0	104	3.9	0	0	0	0	0	357	13.2
88-92	Davis, Brian	141	2789	326	701	.465	9	44	.205	291	424	.686	159	434	3.1	181	180	258	119	24	952	6.8
82-86	Dawkins, Johnny	133	4749	1026	2019	.508	19	54	.352	485	614	.790	0	536	4.0	555	414	270	130	20	2556	19.2
70-71	Dawson, Jeff	30	-	124	289	.429	0	0	.000	40	50	.800	0	53	1.8	29	46	45	0	0	288	9.6
68-71	DeVenzio, Dick	81	-	294	634	.464	0	0	.000	105	138	.761	0	170	2.1	388	66	218	0	0	693	8.6
53-54	Decker, Marv	25	-	44	94	.468	0	0	.000	22	30	.733	0	110	4.4	0	0	0	0	0	110	4.4
03-04	Deng, Luol	37	1149	210	442	.475	40	111	.360	98	138	.710	82	255	6.9	68	83	82	49	39	558	15.1
77-81	Dennard, Kenny	117	993	452	881	.513	0	0	.000	153	260	.588	0	671	5.7	232	67	383	47	10	1057	9.0
68-71	Denton, Randy	84	-	693	1295	.535	0	0	.000	272	400	.680	0	1067	12.7	56	81	259	0	0	1658	19.7
02-06	Dockery, Sean	133	2705	230	514	.447	65	178	.365	121	182	.665	88	281	2.1	234	149	295	194	13	646	4.9
53-55	Doherty, Marty	52	-	113	260	.435	0	0	.000	63	96	.656	0	245	4.7	0	0	54	0	0	289	5.6
95-99	Domzalski, Taymon	100	1301	154	292	.527	0	0	.000	116	158	.734	143	336	3.4	16	82	238	42	64	424	4.2
69-72	Doughty, Pat	23	-	8	22	.364	0	0	.000	10	22	.455	0	13	0.6	11	6	20	0	0	26	1.1
53-54	Driesell, Charlie	23	-	41	90	.456	0	0	.000	34	63	.540	0	48	2.1	0	0	0	0	0	116	5.0
00-04	Duhon, Chris	144	4813	432	1033	.418	162	505	.321	242	349	.693	109	489	3.4	819	355	268	301	16	1268	8.8
99-02	Dunleavy, Mike	104	2995	499	1050	.475	179	483	.371	194	278	.698	145	601	5.8	225	203	213	166	55	1371	13.2
80-81	Dyke, Mac	3	4	1	1	1.000	0	0	.000	0	0	.000	0	0	0.0	0	0	1	0	0	2	0.7
71-72	Edwards, Zeno	9	-	0	2	.000	0	0	.000	4	4	1.000	0	3	0.3	3	0	2	0	0	4	0.4
79-83	Emma, Tom	110	1752	273	625	.437	24	55	.436	214	254	.843	0	196	1.8	245	96	259	41	7	784	7.1
79-83	Engelland, Chip	113	2109	411	793	.518	41	74	.554	162	191	.848	0	148	1.3	168	56	174	28	3	1025	9.1
86-87	Essex, Rex	6	8	1	2	.500	0	0	.000	1	4	.250	0	7	1.2	0	0	0	0	0	3	0.5
68-70	Evans, Brad	50	-	133	281	.473	0	0	.000	88	154	.571	0	120	2.4	105	0	86	0	0	354	7.1
01-05	Ewing, Daniel	138	3827	538	1246	.432	217	554	.392	302	405	.746	117	382	2.8	293	258	365	191	24	1595	11.6
62-65	Ferguson, Denny	81	-	184	402	.458	0	0	.000	41	56	.732	0	136	1.7	0	0	0	0	0	409	5.0
85-89	Ferry, Danny	143	4307	810	1675	.484	108	278	.388	427	551	.775	88	1003	7.0	506	396	394	169	71	2155	15.1
64-65	Fitts, Burton	3	-	1	3	.333	0	0	.000	0	0	.000	0	1	0.3	0	0	0	0	0	2	0.7
72-75	Fleischer, Bob	78	-	441	789	.559	0	0	.000	257	333	.772	0	817	10.5	125	0	226	0	0	1139	14.6
81-84	Ford, Richard	21	39	0	16	.000	0	0	.000	4	4	1.000	0	4	0.2	4	1	6	0	0	4	0.2
72-76	Fox, Paul	68	-	58	121	.479	0	0	.000	34	57	.596	0	71	1.0	24	0	87	0	0	150	2.2
66-67	Francis, Bob	1	-	1	2	.500	0	0	.000	3	3	1.000	0	4	4.0	0	0	0	0	0	5	5.0
81-82	Franke, Ned	3	-	1	1	1.000	0	0	.000	0	0	.000	0	1	0.3	0	0	0	0	0	2	0.7
58-61	Frye, John	81	-	267	699	.382	0	0	.000	232	326	.712	0	211	2.6	0	0	62	0	0	766	9.5
61-62	Gebbie, Tom	3	-	1	2	.500	0	0	.000	1	2	.500	0	0	0.0	0	0	0	0	0	3	1.0
76-80	Gminski, Mike	122	4157	901	1697	.531	0	0	.000	521	658	.792	0	1242	10.2	128	0	240	0	345	2323	19.0
75-79	Goetsch, Scott	94	-	79	136	.581	0	0	.000	27	42	.643	0	167	1.8	37	0	107	0	0	185	2.0
66-69	Golden, Dave	80	-	304	677	.449	0	0	.000	144	190	.758	0	153	1.9	56	0	69	0	0	752	9.4
74-76	Gomez, Rick	14	-	4	17	.235	0	0	.000	6	7	.857	0	4	0.3	2	0	11	0	0	14	1.0
86-87	Goodman, Jon	10	20	1	7	.143	0	3	.000	4	5	.800	0	2	0.2	3	7	3	0	0	6	0.6
75-79	Gray, Steve	88	-	76	169	.450	0	0	.000	71	84	.845	0	64	0.7	119	0	124	0	0	223	2.5
76-78	Hall, Cameron	34	-	56	110	.509	0	0	.000	28	46	.609	0	67	2.0	24	0	86	0	0	140	4.1
95-96	Hall, Jeremy	10	14	1	2	.500	0	0	.000	2	2	1.000	1	1	0.1	1	0	0	0	0	4	0.4
61-62	Hamilton, Roger	1	-	1	2	.500	0	0	.000	0	0	.000	0	0	0.0	0	0	0	0	0	0	2.0
76-79	Hardy, Rob	28	-	10	21	.476	0	0	.000	2	5	.400	0	12	0.4	5	0	21	0	0	22	0.8
77-79	Harrell, John	63	-	92	185	.497	0	0	.000	47	62	.758	0	53	0.8	98	0	111	0	0	231	3.7
55-58	Harris, Bobby Joe	75	-	288	768	.375	0	0	.000	168	225	.747	0	253	3.4	0	0	200	0	0	744	9.9
61-64	Harrison, Buzzy	83	-	284	586	.485	0	0	.000	107	150	.713	0	267	3.2	0	0	0	0	0	675	8.1
63-64	Harscher, Frank	15	-	8	21	.381	0	0	.000	7	8	.875	0	5	0.3	0	0	0	0	0	23	1.5
95-99	Heaps, Jay	30	69	2	6	.333	1	2	.500	3	10	.300	4	7	0.2	15	8	13	8	1	8	0.3


RECORDS




Chris Collins



Luol Deng



Kenny Dennard




Buzzy Harrison

Player Career Statistics

Years	Name	G	MIN	FG	FGA	PCT	3PT	3PA	PCT	FT	FTA	PCT	OR	TR	AVG	AST	TO	PF	ST	BL	PTS	AVG
82-86	Henderson, David	128	2447	586	1208	.485	9	33	.273	389	554	.702	0	513	4.0	263	239	332	113	6	1570	12.3
86-90	Henderson, Phil	115	2885	510	1053	.484	128	320	.400	249	320	.778	88	330	2.9	217	245	225	129	20	1397	12.1
62-65	Herbster, Ron	85	-	98	225	.436	0	0	.000	85	123	.691	0	105	1.2	0	0	0	0	0	281	3.3
60-63	Heyman, Art	79	-	713	1580	.451	0	0	.000	558	853	.654	0	865	10.9	0	0	0	0	0	1984	25.1
90-94	Hill, Grant	129	3922	745	1400	.532	44	117	.376	390	559	.698	203	769	6.0	461	319	316	218	133	1924	14.9
89-93	Hill, Thomas	141	3462	590	1137	.519	95	246	.386	319	443	.720	174	488	3.5	177	189	264	194	49	1594	11.3
72-76	Hodge, Willie	102	-	463	906	.511	0	0	.000	191	263	.726	0	605	5.9	100	0	287	0	0	1117	11.0
99-04	Horvath, Nick	133	1193	124	277	.447	30	124	.242	69	111	.626	105	276	2.1	44	66	178	42	45	347	2.6
89-93	Hurley, Bobby	140	4802	513	1252	.410	264	652	.405	441	568	.776	54	306	2.2	1076	534	320	202	6	1731	12.4
58-61	Hurt, Howard	80	-	420	1070	.393	0	0	.000	255	341	.748	0	575	7.2	0	0	80	0	0	1095	13.7
82-83	Jackman, Bill	27	286	36	91	.396	5	9	.556	10	10	1.000	0	44	1.6	9	19	31	8	1	87	3.2
67-70	Jackson, Doug	4	-	3	10	.300	0	0	.000	0	0	.000	0	4	1.0	0	0	0	0	0	6	1.5
96-01	James, Nate	135	2813	387	818	.473	111	331	.335	231	315	.733	222	500	3.7	147	199	222	147	27	1116	8.3
61-63	Jamieson, Bob	30	-	19	32	.594	0	0	.000	12	24	.500	0	53	1.8	0	0	0	0	0	50	1.7
53-54	Janicki, Bernie	27	-	140	385	.364	0	0	.000	84	122	.689	0	175	6.5	64	81	0	27	4	364	13.5
59-60	Johnson, C.B.	1	-	0	0	.000	0	0	.000	0	0	.000	0	0	0.0	0	0	1	0	0	0	0.0
02-06	Johnson, Patrick	53	145	10	12	.833	0	0	.000	6	10	.600	13	35	0.7	6	5	27	1	5	26	0.5
01-03	Jones, Dahntay	68	2025	351	724	.485	59	170	.347	214	289	.740	101	326	4.8	69	121	202	67	35	975	14.3
57-59	Joyce, Marty	18	-	6	32	.188	0	0	.000	6	12	.500	0	14	0.8	0	0	12	0	0	18	1.0
54-56	Kalbfus, Jack	38	-	112	260	.431	0	0	.000	67	111	.604	0	113	3.0	0	0	68	0	0	291	7.7
58-62	Kast, Fred	57	-	102	296	.345	0	0	.000	39	60	.650	0	167	2.9	0	0	28	0	0	243	4.3
68-71	Katherman, Rick	82	-	447	965	.463	0	0	.000	111	144	.771	0	362	4.4	65	41	186	0	0	1005	12.3
65-68	Kennedy, Joe	62	-	177	429	.413	0	0	.000	100	130	.769	0	265	4.3	0	0	0	0	0	454	7.3
84-88	King, Billy	135	2823	234	464	.504	0	1	.000	134	280	.479	32	390	2.9	251	180	292	140	45	602	4.5
58-61	Kistler, Doug	81	-	388	864	.449	0	0	.000	156	240	.650	0	756	9.3	0	0	63	0	0	932	11.5
62-65	Kitching, Brent	62	-	91	210	.433	0	0	.000	53	74	.716	0	103	1.7	0	0	0	0	0	235	3.8
65-68	Kolodziej, Tim	60	-	130	300	.433	0	0	.000	157	207	.758	0	230	3.8	0	0	0	0	0	417	7.0
87-91	Koubek, Greg	147	2064	252	591	.426	80	214	.374	133	183	.727	101	364	2.5	104	133	213	68	12	717	4.9
72-75	Kramer, Pete	76	-	338	697	.485	0	0	.000	110	145	.759	0	253	3.3	117	0	166	0	0	786	10.3
67-70	Kuhlmeier, Ray	29	-	38	91	.418	0	0	.000	15	19	.789	0	30	1.0	17	0	22	0	0	91	3.1
53-54	Lacy, Rudy	26	-	49	112	.438	0	0	.000	60	96	.625	0	89	3.4	0	0	0	0	0	158	6.1
88-92	Laettner, Christian	148	4048	834	1452	.574	79	163	.485	713	885	.806	313	1149	7.8	273	398	425	243	145	2460	16.6
54-58	Lakata, Bob	68	-	156	397	.393	0	0	.000	119	181	.657	0	394	5.8	0	0	155	0	0	431	6.3
54-55	Lamley, Herky	28	-	64	196	.327	0	0	.000	39	54	.722	0	134	4.8	0	0	51	0	0	167	6.0
90-94	Lang, Antonio	135	3020	367	644	.570	0	3	.000	278	422	.659	273	586	4.3	90	198	305	68	106	1012	7.5
94-99	Langdon, Trajan	136	3921	623	1380	.451	342	802	.426	386	448	.862	106	389	2.9	255	210	286	120	25	1974	14.5
65-68	Lewis, Mike	84	-	543	974	.557	0	0	.000	331	435	.761	0	1051	12.5	0	0	0	0	0	1417	16.9
64-67	Liccardo, Jim	58	-	49	119	.412	0	0	.000	23	33	.697	0	118	2.0	0	0	0	0	0	121	2.1
66-69	Lind, Fred	52	-	137	270	.507	0	0	.000	81	114	.711	0	281	5.4	13	0	72	0	0	355	6.8
79-81	Linney, Larry	39	248	24	74	.324	0	0	.000	31	43	.721	0	49	1.3	4	16	38	22	3	79	2.0
69-71	Litz, Steve	17	-	13	19	.684	0	0	.000	10	14	.714	0	14	0.8	1	4	13	0	0	36	2.1
00-05	Love, Reggie	58	404	28	59	.475	0	2	.000	19	36	.528	55	108	1.9	15	19	68	18	13	75	1.3
98-99	Maggette, Corey	39	691	137	261	.525	29	84	.345	111	155	.716	56	151	3.9	59	80	99	29	15	414	10.6
76-77	Mainwaring, Rick	8	-	0	1	.000	0	0	.000	3	4	.750	0	3	0.4	1	0	0	0	0	3	0.4
62-64	Mann, Ted	29	-	6	30	.200	0	0	.000	8	15	.533	0	29	1.0	0	0	0	0	0	20	0.7
56-57	Marcovecchio, Joe	2	-	0	3	.000	0	0	.000	0	2	.000	0	1	0.5	0	0	3	0	0	0	0.0
63-66	Marin, Jack	86	-	513	1027	.500	0	0	.000	249	336	.741	0	695	8.1	0	0	0	0	0	1275	14.8
53-56	Mayer, Ronnie	80	-	526	1241	.424	0	0	.000	457	590	.775	0	833	10.4	0	0	0	0	0	1509	18.9
64-65	McBride, Elliot	4	-	2	2	1.000	0	0	.000	3	3	1.000	0	0	0.0	0	0	0	0	0	7	1.8
89-91	McCaffrey, Billy	76	1471	253	538	.470	32	95	.337	153	188	.814	21	95	1.3	105	104	95	59	5	691	9.1
04-06	► McClure, David	25	184	17	39	.436	1	3	.333	8	15	.533	20	34	1.4	11	10	15	9	8	43	1.7
64-67	McKaig, Stuart	49	-	23	55	.418	0	0	.000	14	29	.483	0	41	0.8	0	0	0	0	0	60	1.2
96-98	McLeod, Roshown	69	1649	338	687	.492	71	179	.397	194	262	.740	135	376	5.4	78	125	207	72	60	941	13.6
80-84	McNeely, Doug	85	1103	88	202	.436	0	0	.000	55	82	.671	0	163	1.9	46	18	164	10	1	231	2.7
05-06	► McRoberts, Josh	36	883	115	190	.605	5	13	.385	77	116	.664	61	189	5.3	53	51	107	41	46	312	8.7
81-85	Meagher, Dan	118	1199	275	596	.461	0	0	.000	206	323	.638	0	476	4.0	137	85	334	45	7	756	6.4
01-04	Means, Andy	17	47	4	9	.444	2	2	1.000	2	4	.500	5	14	0.8	2	3	3	0	0	12	0.7
91-95	Meek, Erik	122	1877	214	358	.598	0	0	.000	185	322	.575	222	520	4.3	49	100	241	55	73	613	5.0
70-73	Melchionni, Gary	77	-	305	685	.445	0	0	.000	193	231	.835	0	207	2.7	184	45	127	0	0	803	10.4
02-06	Melchionni, Lee	117	1649	165	426	.387	111	309	.359	80	121	.661	66	260	2.2	68	67	168	63	14	521	4.5
59-62	Mewhort, Buzz	71	-	128	274	.467	0	0	.000	90	141	.638	0	225	3.2	0	0	0	0	0	346	4.9
56-58	Miller, Don	39	-	45	121	.372	0	0	.000	27	40	.675	0	63	1.6	0	0	36	0	0	117	3.0
92-96	Moore, Tony	56	457	55	90	.611	0	0	.000	32	47	.681	49	106	1.9	24	34	61	5	26	142	2.5
53-56	Morgan, Junior	79	-	249	611	.408	0	0	.000	215	330	.652	0	643	8.1	0	0	189	0	0	713	9.0
58-60	Morgan, Merrill	25	-	30	87	.345	0	0	.000	10	16	.625	0	22	0.9	0	0	15	0	0	70	2.8
58-59	Morris, Johnny	1	-	0	1	.000	0	0	.000	0	0	.000	0	0	0.0	0	0	2	0	0	0	0.0
75-79	Morrison, Harold	93	-	89	230	.387	0	0	.000	62	94	.660	0	193	2.1	45	0	136	0	0	240	2.6
74-76	Moses, George	35	-	122	226	.540	0	0	.000	35	77	.455	0	316	9.0	90	0	113	0	0	279	8.0
59-62	Mullen, Jack	40	-	77	193	.399	0	0	.000	43	86	.500	0	134	3.4	0	0	0	0	0	197	

Years	Name	G	MIN	FG	FGA	PCT	3PT	3PA	PCT	FT	FTA	PCT	OR	TR	AVG	AST	TO	PF	ST	BL	PTS	AVG
05-06	► Pocius, Martynas	28	172	16	33	.485	5	16	.313	5	8	.625	3	8	0.3	13	12	20	8	0	42	1.5
67-70	Posen, John	29	-	28	59	.475	0	0	.000	19	26	.731	0	35	1.2	23	0	24	0	0	75	2.6
94-98	Price, Ricky	112	2509	382	895	.427	90	273	.330	172	252	.683	105	310	2.8	112	174	202	72	18	1026	9.2
02-05	Randolph, Shavlik	92	1608	205	405	.506	12	42	.286	158	247	.640	174	394	4.3	56	97	257	70	129	580	6.3
60-61	Raksnis, Charlie	2	-	1	1	1.000	0	0	.000	1	1	1.000	0	1	0.5	0	0	2	0	0	3	1.5
71-74	Redding, Chris	78	-	399	813	.491	0	0	.000	340	424	.802	0	473	6.1	44	0	216	0	0	1138	14.6
02-06	Redick, J.J.	139	4732	825	1906	.433	457	1126	.406	662	726	.912	66	375	2.7	306	296	226	152	9	2769	19.9
64-67	Riedy, Bob	79	-	288	627	.459	0	0	.000	165	233	.708	0	535	6.8	0	0	0	0	0	741	9.4
71-72	Righter, Ron	25	-	59	128	.461	0	0	.000	44	59	.746	0	78	3.1	5	0	36	0	0	162	6.5
56-59	Robertson, Jerry	68	-	103	285	.361	0	0	.000	64	121	.529	0	255	3.8	0	0	125	0	0	270	4.0
54-55	Rogers, Jimmy	6	-	0	9	.000	0	0	.000	3	4	.750	0	4	0.7	0	0	5	0	0	3	0.5
54-56	Rosenthal, Richard	23	-	20	50	.400	0	0	.000	9	18	.500	0	23	1.0	0	0	5	0	0	49	2.1
61-62	Salisbury, Steve	2	-	1	2	.500	0	0	.000	0	1	.00	0	0	0.0	0	0	0	0	0	2	1.0
99-03	Sanders, Casey	124	1348	117	221	.529	0	0	.000	102	197	.518	150	316	2.5	27	85	235	29	120	336	2.7
69-71	Saunders, Larry	56	-	191	319	.599	0	0	.000	123	176	.699	0	406	7.3	24	43	145	0	0	505	9.0
60-63	Schmidt, Fred	65	-	173	371	.466	0	0	.000	61	73	.836	0	106	1.6	0	0	0	0	0	407	6.3
55-58	Schmidt, Paul	67	-	193	425	.454	0	0	.000	173	273	.634	0	409	6.1	0	0	168	0	0	559	8.3
53-54	Shabel, Fred	21	-	32	68	.471	0	0	.000	13	21	.619	0	18	0.9	0	0	0	0	0	77	3.7
70-73	Shaw, Alan	82	-	263	480	.548	0	0	.000	218	300	.727	0	680	8.3	104	44	215	0	0	744	9.1
97-01	Simpson, J.D.	80	225	11	46	.239	4	25	.160	15	24	.625	4	27	0.3	12	23	14	5	0	41	0.5
94-98	Singleton, Todd	42	101	13	26	.500	0	0	.000	10	17	.588	5	15	0.4	5	5	12	1	4	36	0.9
67-70	Smiley, Glenn	8	-	6	13	.462	0	0	.000	2	5	.400	0	6	0.8	1	0	5	0	0	14	1.8
85-89	Smith, John	120	2059	338	619	.546	26	54	.481	243	321	.757	40	358	3.0	54	160	219	66	20	945	7.9
85-89	Snyder, Quin	136	3178	292	682	.428	108	303	.356	156	223	.700	13	260	1.9	575	316	341	185	59	848	6.2
75-79	Spanarkel, Jim	114	-	724	1374	.527	0	0	.000	564	700	.806	0	454	4.0	399	0	305	253	0	2012	17.6
84-88	Strickland, Kevin	125	2338	411	827	.497	91	241	.378	182	231	.788	70	374	3.0	119	155	222	84	52	1095	8.8
77-81	Suddath, Jim	113	220	105	214	.491	0	0	.000	57	81	.704	0	148	1.3	73	21	132	13	2	267	2.4
72-75	Suk, Bill	70	-	73	177	.412	0	0	.000	47	66	.712	0	134	1.9	42	0	142	0	0	193	2.8
00-01	Sweet, Andre	7	79	13	27	.481	1	5	.200	2	6	.333	8	18	2.6	4	4	6	6	1	29	4.1
78-82	Taylor, Vince	120	2065	573	1139	.503	0	0	.000	309	479	.645	0	343	2.9	212	77	326	45	8	1455	12.1
67-70	Teer, Tim	40	-	53	150	.353	0	0	.000	13	19	.684	0	54	1.4	4	0	18	0	0	119	3.0
02-04	Thompson, Michael	19	70	9	16	.563	0	0	.000	9	11	.818	6	9	0.5	0	4	10	1	6	27	1.4
54-55	Thuemmel, Bob	18	-	6	25	.240	0	0	.000	1	9	.111	0	5	0.3	0	0	20	0	0	13	0.7
62-65	Tison, Hack	85	-	315	617	.511	0	0	.000	169	258	.655	0	583	6.9	0	0	0	0	0	799	9.4
79-83	Tissaw, Mike	94	1385	75	178	.421	0	0	.000	85	160	.531	0	244	2.6	39	50	166	14	8	235	2.5
53-55	Tobin, Don	36	-	67	193	.347	0	0	.000	46	82	.561	0	121	3.4	0	0	39	0	0	180	5.0
53-55	Turner, Hal	48	-	105	309	.340	0	0	.000	24	38	.632	0	46	1.0	0	0	47	0	0	234	4.9
61-62	Ulrich, Bill	21	-	34	86	.395	0	0	.000	10	18	.556	0	31	1.5	0	0	0	0	0	78	3.7
63-66	Vacendak, Steve	84	-	378	877	.431	0	0	.000	197	289	.682	0	358	4.3	0	0	0	0	0	953	11.3
66-69	Vandenberg, Steve	76	-	239	443	.540	0	0	.000	160	214	.748	0	458	6.0	13	0	75	0	0	638	8.4
64-67	Verga, Bob	80	-	728	1486	.490	0	0	.000	302	414	.729	0	299	3.7	0	0	0	0	0	1758	22.0
56-58	Vernon, Bob	49	-	222	540	.411	0	0	.000	94	132	.712	0	156	3.2	0	0	58	0	0	538	11.0
93-97	Wallace, Carmen	81	928	97	218	.445	29	67	.433	57	78	.731	67	138	1.8	29	46	117	37	27	280	3.5
65-66	Warren, Dick	5	-	0	3	.000	0	0	.000	1	2	.500	0	3	0.6	0	0	0	0	0	1	0.2
56-59	Watson, Bill	32	-	28	79	.354	0	0	.000	18	29	.621	0	34	1.1	0	0	41	0	0	74	2.3
58-59	Wayand, Bob	1	-	0	2	.000	0	0	.000	1	2	.500	0	2	2.0	0	0	1	0	0	1	1.0
80-81	Weingart, Jon	6	10	1	4	.250	0	0	.000	0	0	.000	0	1	0.2	1	0	1	0	0	2	0.3
65-68	Wendelin, Ron	81	-	118	312	.378	0	0	.000	59	98	.602	0	154	1.9	0	0	0	0	0	295	3.6
81-83	Wendt, Greg	44	86	41	102	.402	0	2	.000	21	36	.583	0	71	1.6	14	8	54	6	0	103	2.3
69-72	West, Robby	37	-	62	157	.395	0	0	.000	18	28	.643	0	52	1.4	40	5	43	0	0	142	3.8
80-81	Whitted, Gordon	11	17	0	1	.000	0	0	.000	0	2	.000	0	2	0.2	1	4	2	3	0	0	0.0
79-82	Williams, Allen	73	507	85	174	.489	0	0	.000	47	75	.627	0	128	1.8	16	17	107	5	5	217	3.0
99-01	Williams, Jason	108	3572	713	1575	.453	313	797	.393	340	507	.671	89	395	3.7	644	424	253	235	14	2079	19.3
02-06	Williams, Shelden	139	3903	687	1202	.572	4	12	.333	550	796	.691	447	1262	9.1	119	321	432	161	422	1928	13.9
82-86	Williams, Weldon	73	367	52	97	.536	0	0	.000	22	37	.595	0	81	1.1	11	28	54	7	4	126	1.7
61-63	Williamson, Scott	18	-	3	13	.231	0	0	.000	2	3	.667	0	15	0.8	0	0	0	0	0	8	0.4
94-98	Wojciechowski, Steve	128	3263	198	517	.383	141	387	.364	150	205	.732	74	291	2.3	505	202	286	203	0	687	5.4
69-72	Yarbrough, Stu	51	-	93	175	.531	0	0	.000	91	125	.728	0	122	2.4	21	3	71	0	0	277	5.4
74-76	Young, Ken	43	-	79	200	.395	0	0	.000	32	48	.667	0	24	0.6	45	0	70	0	0	190	4.4
58-61	Youngkin, Carroll	81	-	413	765	.540	0	0	.000	328	572	.573	0	829	10.2	0	0	78	0	0	1154	14.2
64-66	Zimmer, Bill	9	-	4	16	.250	0	0	.000	8	12	.667	0	6	0.7	0	0	0	0	0	16	1.8

RECORDS




Shavlik Randolph



Casey Sanders



Carmen Wallace



Steve Wojciechowski

1,000-Point Scorers

1. J. J. Redick (6-4 • Guard • Roanoke, Va.) 2,769

Year	GP	MP	FG	FGA	Pct.	3FG	3FGA	Pct.	FT	FTA	Pct.	Reb	Avg	Pts	PPG
02-03	33	1013	149	361	.413	95	238	.399	102	111	.919	81	2.5	495	15.0
03-04	37	1151	172	407	.423	102	258	.395	143	150	.953	115	3.1	589	15.9
04-05	33	1231	202	495	.408	121	300	.403	196	209	.938	108	3.3	721	21.8
05-06	36	1336	302	643	.470	139	330	.421	221	256	.863	71	2.0	964	26.8
Totals	139	4732	825	1906	.433	457	1126	.406	662	726	.912	375	2.7	2769	19.9



2. Johnny Dawkins (6-2 • Guard • Washington D.C.) 2,556

Year	GP	MP	FG	FGA	Pct.	3FG	3FGA	Pct.	FT	FTA	Pct.	Reb	Avg	Pts	PPG
82-83	28	1002	207	414	.500	19	54	.352	73	107	.682	115	4.1	506	18.1
83-84	34	1306	263	547	.481	—	—	—	133	160	.831	138	4.1	659	19.4
84-85	31	1117	225	455	.495	—	—	—	132	166	.795	141	4.5	582	18.8
85-86	40	1324	331	603	.549	—	—	—	147	181	.812	142	3.6	809	20.2
Total	133	4749	1026	2019	.508	19	54	.352	485	614	.790	536	4.0	2556	19.2



3. Christian Laettner (6-11 • Center • Angola, N.Y.) 2,460

Year	GP	MP	FG	FGA	Pct.	3FG	3FGA	Pct.	FT	FTA	Pct.	Reb	Avg	Pts	PPG
88-89	36	608	115	159	.723	1	1	1.000	88	121	.727	170	4.7	319	8.9
89-90	38	1135	194	380	.511	6	12	.500	225	269	.836	364	9.6	619	16.3
90-91	39	1178	271	471	.575	18	53	.340	211	263	.802	340	8.7	771	19.8
91-92	35	1128	254	442	.575	54	97	.557	189	232	.815	275	7.9	751	21.5
Total	148	4048	834	1452	.574	79	163	.485	713	885	.806	1149	7.8	2460	16.6



4. Mike Gminski (6-11 • Center • Monroe, Conn.) 2,323

Year	GP	MP	FG	FGA	Pct.	3FG	3FGA	Pct.	FT	FTA	Pct.	Reb	Avg	Pts	PPG
76-77	27	938	175	340	.515	—	—	—	64	91	.703	289	10.7	414	15.3
77-78	32	1011	246	450	.547	—	—	—	148	176	.841	319	10.0	640	20.0
78-79	30	1024	218	420	.519	—	—	—	129	177	.729	275	9.2	565	18.8
79-80	33	1184	262	487	.538	—	—	—	180	214	.841	359	10.9	704	21.3
Totals	122	4157	901	1697	.531	—	—	—	521	658	.792	1242	10.2	2323	19.0



5. Danny Ferry (6-10 • Forward • Bowie, Md.) 2,155

Year	GP	MP	FG	FGA	Pct.	3FG	3FGA	Pct.	FT	FTA	Pct.	Reb	Avg	Pts	PPG
85-86	40	912	91	198	.460	—	—	—	54	86	.628	221	5.5	236	5.9
86-87	33	1096	172	383	.449	25	63	.397	92	109	.844	256	7.8	461	14.0
87-88	35	1138	247	519	.476	38	109	.349	135	163	.828	266	7.6	667	19.1
88-89	35	1162	300	575	.522	45	106	.425	146	193	.756	260	7.4	791	22.6
Totals	143	4307	810	1675	.484	108	278	.388	427	551	.775	1003	7.0	2155	15.1



6. Mark Alarie (6-8 • Forward • Scottsdale, Ariz.) 2,136

Year	GP	MP	FG	FGA	Pct.	3FG	3FGA	Pct.	FT	FTA	Pct.	Reb	Avg	Pts	PPG
82-83	28	785	130	263	.494	0	2	.000	104	128	.813	18	-6.5	364	13.0
83-84	34	1129	230	400	.575	—	—	—	134	176	.761	245	7.2	594	17.5
84-85	31	935	206	352	.585	—	—	—	80	101	.792	158	5.1	492	15.9
85-86	40	1193	262	490	.535	—	—	—	162	197	.822	249	6.2	686	17.2
Totals	133	4042	828	1505	.550	0	2	.000	480	602	.797	833	6.3	2136	16.1



7. Gene Banks (6-7 • Forward • Philadelphia, Pa.) 2,079

Year	GP	MP	FG	FGA	Pct.	3FG	3FGA	Pct.	FT	FTA	Pct.	Reb	Avg	Pts	PPG
77-78	34	1135	238	451	.528	—	—	—	105	146	.719	292	8.6	581	17.1
78-79	30	1057	175	353	.496	—	—	—	79	126	.627	255	8.5	429	14.3
79-80	33	1160	212	404	.525	—	—	—	146	183	.798	254	7.7	570	17.3
80-81	27	933	202	350	.577	—	—	—	95	134	.709	184	6.8	499	18.5
Totals	124	4285	827	1558	.531	—	—	—	425	589	.722	985	7.9	2079	16.8



7. Jason Williams (6-2 • Guard • Plainfield, N.J.) 2,079

Year	GP	MP	FG	FGA	Pct.	3FG	3FGA	Pct.	FT	FTA	Pct.	Reb	Avg	Pts	PPG
99-00	34	1157	179	427	.419	73	206	.354	61	89	.685	143	4.2	492	14.5
00-01	39	1240	285	603	.473	132	309	.427	139	211	.659	128	3.3	841	21.3
01-02	35	1175	249	545	.457	108	282	.383	140	207	.676	124	3.5	746	21.6
Totals	108	3572	713	1575	.453	313	797	.393	340	507	.671	395	3.7	2079	19.3



9. Jim Spanarkel (6-5 • Guard • Jersey City, N.J.) 2,012

Year	GP	MP	FG	FGA	Pct.	3FG	3FGA	Pct.	FT	FTA	Pct.	Reb	Avg	Pts	PPG
75-76	23	—	120	219	.548	—	—	—	67	97	.691	101	4.4	307	13.3
76-77	27	1019	172	331	.520	—	—	—	175	209	.837	147	5.4	519	19.2
77-78	34	1195	244	460	.530	—	—	—	220	255	.863	116	3.4	708	20.8
78-79	30	1084	188	364	.516	—	—	—	102	139	.734	90	3.0	478	15.9
Totals	114	—	724	1374	.527	—	—	—	564	700	.806	454	4.0	2012	17.6




t10. Art Heyman (6-5 • Forward • Rockville Center, N.Y.) 1,984

Year	GP	MP	FG	FGA	Pct.	3FG	3FGA	Pct.	FT	FTA	Pct.	Reb	Avg	Pts	PPG
60-61	25	—	229	448	.469	—	—	—	171	263	.650	272	10.9	629	25.2
61-62	24	—	219	506	.433	—	—	—	170	276	.616	269	11.2	608	25.3
62-63	30	—	265	586	.452	—	—	—	217	314	.691	324	10.8	747	24.9
Totals	79	—	713	1580	.451	—	—	—	558	853	.654	865	10.9	1984	25.1



t10. Shane Battier (6-8 • Forward • Birmingham, Mich.) 1,984

Year	GP	MP	FG	FGA	Pct.	3FG	3FGA	Pct.	FT	FTA	Pct.	Reb	Avg	Pts	PPG
97-98	36	887	96	178	.539	4	24	.167	79	108	.731	230	6.4	275	7.6
98-99	37	881	114	209	.545	39	94	.415	71	98	.724	180	4.9	338	9.1
99-00	34	1206	190	383	.496	79	178	.444	134	164	.817	192	5.6	593	17.4
00-01	39	1363	251	533	.471	124	196	.419	152	191	.796	285	7.3	778	19.9
Totals	146	4337	651	1303	.500	246	592	.416	436	561	.777	887	6.1	1984	13.6



Shelden Williams

12. Trajan Langdon (6-3 • Guard • Anchorage, Alaska) 1,974

Year	GP	MP	FG	FGA	Pct.	3FG	3FGA	Pct.	FT	FTA	Pct.	Reb	Avg	Pts	PPG
94-95	31	797	124	274	.453	59	138	.428	44	56	.786	65	2.1	351	11.3
96-97	33	972	137	308	.445	86	195	.441	113	126	.897	97	2.9	473	14.3
97-98	36	1035	171	385	.444	85	215	.395	101	114	.886	104	2.9	528	14.7
98-99	36	1117	191	413	.462	112	254	.441	128	152	.842	123	3.4	622	17.3
Totals	<														

1,000-Point Scorers


19. Randy Denton (6-10 • Center • Raleigh, N.C.) 1,658

Year	GP	MP	FG	FGA	Pct.	3FG	3FGA	Pct.	FT	FTA	Pct.	Reb	Avg	Pts	PPG
68-69	28	—	212	425	.499	—	—	—	62	102	.608	358	12.8	486	17.4
69-70	28	—	237	437	.542	—	—	—	86	132	.652	324	12.5	560	21.5
70-71	30	—	244	433	.564	—	—	—	124	166	.747	385	12.8	612	20.4
Totals	84	—	693	1295	.535	—	—	—	272	400	.680	1067	12.7	1658	19.7



20. Ronnie Mayer (6-4 • Forward • Avalon, Pa.) 1,647

Year	GP	MP	FG	FGA	Pct.	3FG	3FGA	Pct.	FT	FTA	Pct.	Reb	Avg	Pts	PPG
53-54	27	—	114	280	.407	—	—	—	121	153	.791	265	9.8	349	12.9
54-55	28	—	173	229	.755	—	—	—	173	229	.755	348	12.4	607	21.7
55-56	25	—	195	452	.431	—	—	—	163	208	.784	220	8.8	553	22.1
Totals	80	—	526	1241	.424	—	—	—	457	590	.775	833	10.4	1509	18.9



21. Cherokee Parks (6-11 • Center • Huntington Beach, Calif.) 1,643

Year	GP	MP	FG	FGA	Pct.	3FG	3FGA	Pct.	FT	FTA	Pct.	Reb	Avg	Pts	PPG
91-92	34	435	60	105	.571	0	0	—	50	69	.725	81	2.4	170	5.0
92-93	32	899	161	247	.652	0	0	—	72	100	.720	220	6.9	394	12.3
93-94	34	1038	186	347	.536	3	17	.176	115	149	.772	284	8.4	490	14.4
94-95	31	1091	222	443	.501	31	85	.365	114	147	.776	289	9.3	589	19.0
Totals	131	3463	629	1142	.551	34	102	.333	351	465	.755	874	6.7	1643	12.5



22. Jeff Capel (6-4 • Guard • Fayetteville, N.C.) 1,601

Year	GP	MP	FG	FGA	Pct.	3FG	3FGA	Pct.	FT	FTA	Pct.	Reb	Avg	Pts	PPG
93-94	34	899	109	238	.458	32	76	.421	42	64	.656	93	2.7	292	8.6
94-95	31	912	144	323	.446	63	147	.460	36	56	.643	84	2.7	387	12.5
95-96	31	1083	185	492	.376	73	221	.330	71	93	.763	122	3.9	514	16.6
96-97	33	880	142	309	.460	52	119	.437	72	116	.621	91	2.8	408	12.4
Totals	129	3774	580	1362	.426	220	553	.398	221	329	.672	390	3.0	1601	12.4



23. Daniel Ewing (6-4 • Guard • Missouri City, Texas) 1,595

Year	GP	MP	FG	FGA	Pct.	3FG	3FGA	Pct.	FT	FTA	Pct.	Reb	Avg	Pts	PPG
01-02	35	638	80	167	.479	32	70	.457	35	51	.686	78	2.2	227	6.5
02-03	33	920	126	293	.430	42	105	.400	101	123	.821	104	3.2	395	12.0
03-04	37	1131	151	362	.417	74	180	.411	92	124	.742	96	2.6	468	12.6
04-05	33	1138	181	424	.427	69	199	.347	74	107	.692	104	3.2	505	15.3
Totals	138	3827	538	1246	.432	217	554	.392	302	405	.746	382	2.8	1595	11.6



24. Thomas Hill (6-5 • Guard • Lancaster, Texas) 1,594

Year	GP	MP	FG	FGA	Pct.	3FG	3FGA	Pct.	FT	FTA	Pct.	Reb	Avg	Pts	PPG
89-90	34	430	46	89	.517	3	7	.429	22	35	.629	74	2.2	117	3.4
90-91	39	908	164	297	.552	21	52	.404	101	136	.743	142	3.6	450	11.5
91-92	36	1102	196	367	.534	47	91	.407	96	125	.768	121	3.4	525	14.6
92-93	32	1022	184	384	.479	34	96	.354	100	147	.680	151	4.7	502	15.7
Totals	141	3462	590	1137	.519	95	246	.386	319	443	.720	488	3.5	1594	11.3



25. David Henderson (6-5 • Guard • Drewry, N.C.) 1,570


Year	GP	MP	FG	FGA	Pct.	3FG	3FGA	Pct.	FT	FTA	Pct.	Reb	Avg	Pts	PPG
82-83	28	697	100	238	.420	9	33	.273	45	64	.703	120	4.3	254	9.1
83-84	33	878	153	318	.481	—	—	—	140	193	.725	109	3.3	446	13.5
84-85	28	660	116	233	.498	—	—	—	85	137	.620	98	3.5	317	11.3
85-86	39	1090	217	419	.518	—	—	—	119	160	.744	186	4.8	553	14.2
Totals	128	2447	586	1208	.485	9	33	.273	389	554	.702	513	4.0	1570	12.3



Robert Brickey and Danny Ferry

26. Carlos Boozer (6-9 • Center • Juneau, Alaska) 1,506

Year	GP	MP	FG	FGA	Pct.	3FG	3FGA	Pct.	FT	FTA	Pct.	Reb	Avg	Pts	PPG
99-00	34	807	164	267	.614	0	0	—	115	155	.742	213	6.3	443	13.0
00-01	32	820	160	265	.604	0	0	—	105	146	.719	208	6.5	425	13.3
01-02	35	993	230	346	.665	0	1	.000	178	236	.754	303	8.7	638	18.2
Totals	101	2620	554	878	.631	0	1	.000	398	537	.741	724	7.2	1506	14.9




t27. Vince Taylor (6-5 • Guard • Lexington, Ky.) 1,455

Year	GP	MP	FG	FGA	Pct.	3FG	3FGA	Pct.	FT	FTA	Pct.	Reb	Avg	Pts	PPG
78-79	30	361	49	90	.544	—	—	—	17	31	.548	31	1.0	115	3.8
79-80	33	1104	138	289	.478	—	—	—	73	108	.675	69	2.1	349	10.6
80-81	30	1028	169	341	.496	—	—	—	104	169	.615	110	3.7	442	14.7
81-82	27	1037	217	419	.518	—	—	—	115	171	.673	133	4.9	549	20.3
Totals	120	3530	573	1139	.503	—	—	—	309	479	.645	343	2.9	1455	12.1



t27. Chris Carrawell (6-6 • Forward • St. Louis, Mo.) 1,455

Year	GP	MP	FG	FGA	Pct.	3FG	3FGA	Pct.	FT	FTA	Pct.	Reb	Avg	Pts	PPG
96-97	31	503	72	125	.576	0	2	.000	27	47	.574	97	3.1	171	5.5
97-98	32	710	121	251	.482	14	38	.368	66	103	.641	117	3.7	322	10.1
98-99	39	1116	144	317	.454	19	55	.345	79	137	.577	188	4.9	386	9.9
99-00	34	1212	205	422	.486	29	77	.377	137	176	.778	206	6.1	576	16.9
Totals	136	3541	542	1115	.486	62	172	.360	309	463	.667	608	4.5	1455	10.8




29. Mike Lewis (6-7 • Center • Missoula, Mont.) 1,417

Year	GP	MP	FG	FGA	Pct.	3FG	3FGA	Pct.	FT	FTA	Pct.	Reb	Avg	Pts	PPG
65-66	30	—	161	271	.595	—	—	—	84	112	.750	329	11.0	406	13.9
66-67	26	—	152	285	.533	—	—	—	99	126	.786	320	12.3	403	15.5
67-68	28	—	230	418	.550	—	—	—	148	197	.751	402	14.4	608	21.7
Totals	84	—	543	974	.557	—	—	—	331	435	.761	1051	12.5	1417	16.9



30. Phil Henderson (6-5 • Guard • University Park, Ill.) 1,397

Year	GP	MP	FG	FGA	Pct.	3FG	3FGA	Pct.	FT	FTA	Pct.	Reb	Avg	Pts	PPG
86-87	8	94	20	36	.556	9	13	.692	9	15	.600	6	0.8	58	7.3
87-88	34	561	72	168	.429	11	41	.268	44	60	.733	59	1.7	199	5.9
88-89	36	1066	167	318	.525	29	75	.387	94	123	.764	124	3.4	457	12.7
89-90	37	1165	251	531	.473	79	191	.414	102	122	.836	141	3.8	683	18.5
Totals	115	2885	510	1053	.484	128	320	.400	249	320	.778	330	2.9	1397	12.1



31. Mike Dunleavy (6-9 • Forward • Lake Oswego, Ore.) 1,371

Year	GP	MP	FG	FGA	Pct.	3FG	3FGA	Pct.	FT	FTA	Pct.	Reb	Avg	Pts	PPG
99-00	30	724	97	211	.460	34	97	.351	45	61	.738	128	4.3	273	9.1
00-01	39	1137	184	388	.474	57	153	.373	68	98	.694	222	5.7	493	12.6
01-02															

1,000-Point Scorers




37. Bernie Janicki (6-3 • Guard • Ambridge, Pa.) 1,247

Year	GP	MP	FG	FGA	Pct.	3FG	3FGA	Pct.	FT	FTA	Pct.	Reb	Avg	Pts	PPG
51-52	30	—	185	487	.380	—	—	—	77	126	.611	476	15.9	447	14.9
52-53	26	—	155	411	.377	—	—	—	126	181	.696	272	10.5	436	16.8
53-54	27	—	140	385	.365	—	—	—	84	122	.689	175	6.5	364	13.5
Total	83	—	480	1283	.374	—	—	—	287	429	.669	923	9.9	1247	15.0

38. Tommy Amaker (6-0 • Guard • Falls Church, Va.) 1,168

Year	GP	MP	FG	FGA	Pct.	3FG	3FGA	Pct.	FT	FTA	Pct.	Reb	Avg	Pts	PPG
83-84	34	1235	103	203	.507	—	—	—	48	57	.842	82	2.4	254	7.5
84-85	31	1047	96	214	.449	—	—	—	61	79	.772	69	2.2	253	8.2
85-86	40	1209	101	225	.449	—	—	—	53	70	.757	80	2.0	255	6.4
86-87	33	1175	156	348	.448	44	103	.427	50	62	.806	77	2.3	406	12.3
Totals	138	4666	456	990	.461	44	103	.427	212	268	.791	308	2.2	1168	8.5



Tommy Amaker

39. Carroll Youngkin (6-6 • Forward • Winston-Salem, N.C.) 1,154

Year	GP	MP	FG	FGA	Pct.	3FG	3FGA	Pct.	FT	FTA	Pct.	Reb	Avg	Pts	PPG
58-59	25	—	136	266	.512	—	—	—	127	212	.600	277	11.1	399	15.9
59-60	28	—	131	246	.533	—	—	—	113	208	.543	278	9.9	375	13.4
60-61	28	—	146	253	.577	—	—	—	88	152	.578	274	9.8	380	13.6
Totals	81	—	413	765	.540	—	—	—	328	572	.573	829	10.2	1154	14.2



40. Bob Fleischer (6-8 • Forward • Youngstown, Ohio) 1,139

Year	GP	MP	FG	FGA	Pct.	3FG	3FGA	Pct.	FT	FTA	Pct.	Reb	Avg	Pts	PPG
72-73	26	—	100	190	.526	—	—	—	85	108	.787	221	8.5	285	11.0
73-74	26	—	163	312	.522	—	—	—	81	107	.757	323	12.4	407	15.7
74-75	26	—	178	287	.620	—	—	—	91	118	.771	273	10.5	447	17.2
Totals	78	—	441	789	.559	—	—	—	257	333	.772	817	10.5	1139	14.6



41. Chris Redding (6-10 • Center • Bethesda, Md.) 1,138

Year	GP	MP	FG	FGA	Pct.	3FG	3FGA	Pct.	FT	FTA	Pct.	Reb	Avg	Pts	PPG
71-72	26	—	124	265	.468	—	—	—	134	172	.779	165	6.3	382	14.7
72-73	26	—	158	296	.534	—	—	—	124	147	.844	167	6.4	440	16.9
73-74	26	—	117	252	.464	—	—	—	82	105	.781	141	5.4	316	12.2
Totals	78	—	399	813	.491	—	—	—	340	424	.802	473	6.1	1138	14.6




42. Alaa Abdelnaby (6-10 • Center • Bloomfield, N.J.) 1,137

Year	GP	MP	FG	FGA	Pct.	3FG	3FGA	Pct.	FT	FTA	Pct.	Reb	Avg	Pts	PPG
86-87	29	191	47	81	.580	0	0	—	12	23	.522	50	1.7	106	3.7
87-88	34	320	61	123	.496	0	0	—	44	63	.698	67	2.0	166	4.9
88-89	33	531	123	194	.634	0	0	—	47	67	.701	125	3.8	293	8.9
89-90	38	947	217	350	.620	0	0	—	138	178	.775	252	6.6	572	15.1
Totals	134	2017	448	748	.599	0	0	—	241	331	.728	494	3.7	1137	8.5




43. Willie Hodge (6-9 • Center • San Antonio, Texas) 1,117

Year	GP	MP	FG	FGA	Pct.	3FG	3FGA	Pct.	FT	FTA	Pct.	Reb	Avg	Pts	PPG
72-73	23	—	47	87	.529	—	—	—	31	40	.775	79	3.4	125	5.3
73-74	26	—	101	212	.476	—	—	—	38	60	.633	131	5.0	240	9.2
74-75	26	—	126	243	.519	—	—	—	44	61	.721	185	7.1	296	11.4
75-76	27	—	189	364	.519	—	—	—	78	102	.765	210	7.8	456	16.9
Totals	102	—	463	906	.511	—	—	—	191	263	.726	605	5.9	1117	11.0



44. Nate James (6-6 • Guard/Forward • Washington, D.C.) 1,116

Year	GP	MP	FG	FGA	Pct.	3FG	3FGA	Pct.	FT	FTA	Pct.	Reb	Avg	Pts	PPG
96-97	17	144	15	36	.417	5	16	.313	11	20	.550	34	2.0	46	2.7
97-98	6	41	6	14	.429	2	4	.500	7	9	.778	9	1.5	21	3.5
98-99	39	573	69	152	.454	15	52	.288	43	65	.662	102	2.6	196	5.0
99-00	34	970	136	290	.469	46	122	.377	55	77	.714	153	4.5	373	11.0
00-01	39	1085	161	326	.494	43	137	.313	115	144	.799	202	5.2	480	12.3
Totals	135	2813	387	818	.473	111	331	.335	231	315	.733	500	3.7	1116	8.3



45. Howard Hurt (6-3 • Guard • Beckley, W.V.) 1,095

Year	GP	MP	FG	FGA	Pct.	3FG	3FGA	Pct.	FT	FTA	Pct.	Reb	Avg	Pts	PPG
58-59	24	—	134	379	.354	—	—	—	108	140	.760	197	8.9	376	15.7
59-60	28	—	146	355	.411	—	—	—	84	104	.800	238	8.5	376	13.4
60-61	28	—	140	336	.417	—	—	—	63	97	.649	140	5.0	343	12.3
Totals	80	—	420	1070	.393	—	—	—	255	341	.748	575	7.2	1095	13.7



45. Kevin Strickland (6-5 • Guard • Mt. Airy, N.C.) 1,095

Year	GP	MP	FG	FGA	Pct.	3FG	3FGA	Pct.	FT	FTA	Pct.	Reb	Avg	Pts	PPG
84-85	27	252	49	84	.583	—	—	—	10	17	.588	36	1.3	108	4.0
85-86	32	243	29	78	.372	—	—	—	9	13	.692	37	1.2	67	2.1
86-87	31	806	120	261	.460	36	92	.391	79	97	.814	143	4.6	355	11.5
87-88	35	1036	213	404	.527	55	149	.369	84	104	.808	158	4.5	565	16.1
Totals	125	2338	411	827	.497	91	241	.378	182	231	.788	374	3.0	1095	8.8



47. Chris Collins (6-3 • Guard • Northbrook, Ill.) 1,091

Year	GP	MP	FG	FGA	Pct.	3FG	3FGA	Pct.	FT	FTA	Pct.	Reb	Avg	Pts	PPG
92-93	29	367	56	139	.403	37	85	.435	20	32	.625	33	1.1	169	5.8
93-94	34	1055	110	275	.400	76	202	.376	45	63	.714	68	2.0	341	10.0
94-95	28	450	36	121	.298	17	73	.233	20	26	.769	31	1.1	109	3.9
95-96	29	1002	155	332	.467	79	179	.441	83	115	.722	111	3.8	472	16.3
Totals	120	2874	357	867	.412	209	539	.388	168	236	.712	243	2.0	1091	9.1



48. Jay Bilas (6-8 • Forward • Rolling Hills, Calif.) 1,062

Year	GP	MP	FG	FGA	Pct.	3FG	3FGA	Pct.	FT	FTA	Pct.	Reb	Avg	Pts	PPG
82-83	28	645	88	159	.553	0	0	—	69	103	.670	159	5.7	245	8.8
83-84	34	763	95	191	.497	—	—	—	84	130	.646	181	5.3	274	8.1
84-85	31	764	106	177	.599	—	—	—	100	144	.694	186	6.0	312	10.1
85-86	34	692	76	128	.594	—	—	—	79	134	.590	166	4.9	231	6.8
Totals	127	2864	365	655	.557	—	—	—	332	511	.650	692	5.4	1062	8.4



49. Kenny Dennard (6-8 • Forward • King, N.C

Duke Head Coaches

No.	Name	Years	Overall			Conference		
			W	L	Pct.	W	L	Pct.
1.	W.W. "Cap" Card	1906-12	30	17	.638	-	-	-
2.	Joseph E. Brinn	1913	11	8	.579	-	-	-
3.	Noble L. Clay	1914-15	22	18	.550	-	-	-
4.	Bob Doak	1916	9	11	.450	-	-	-
5.	Chick Doak	1917-18	30	9	.769	-	-	-
6.	Henry P. Cole	1919	6	5	.545	-	-	-
7.	Walter J. Rothensies	1920	10	4	.714	-	-	-
8.	Floyd Egan	1921	9	6	.600	-	-	-
9.	James Baldwin	1922	6	12	.333	-	-	-
10.	Jesse S. Burbage	1923-24	34	13	.723	-	-	-
11.	George Buckheit	1925-28	25	36	.410	-	-	-
12.	Eddie Cameron	1929-42	226	99	.695	119	56	.680
13.	Gerry Gerard	1943-50	131	78	.627	66	30	.688
14.	Harold Bradley	1951-59	167	78	.682	94	37	.718
15.	Vic Bubas	1960-69	213	67	.761	106	37	.741
16.	Bucky Waters	1970-73	63	45	.583	27	25	.519
17.	Neill McGeachy	1974	10	16	.385	2	10	.167
18.	Bill Foster	1975-80	113	64	.638	31	43	.419
19.	► Mike Krzyzewski	1981-p	680	191	.781	264	115	.697
20.	Pete Gaudet*	1995	4	15	.211	2	13	.133

* - Mike Krzyzewski coached the first 12 games (9-3) in 1994-95 before leaving the team after back surgery and exhaustion. Pete Gaudet coached the final 19 games (4-15) as interim head coach. Coaching records reflect this situation.



Mike Krzyzewski

Most Victories

Coach	Years	W-L
► Mike Krzyzewski	26	680-191
Eddie Cameron	14	226-99
Vic Bubas	10	213-67
Harold Bradley	9	167-78
Gerry Gerard	8	131-78
Bill Foster	6	113-64
Bucky Waters	4	63-45
J.S. Burbage	2	34-13
Chick Doak	2	30-9
W.W. "Cap" Card	7	30-17

Highest Winning Percentage

Coach	Years	W-L	Pct.
► Mike Krzyzewski	26	680-191	.781
Chick Doak	2	30-9	.769
Vic Bubas	10	213-67	.761
Jesse S. Burbage	2	34-13	.723
Walter J. Rothensies	1	10-4	.714

Most Seasons at Duke

Coach	Years
► Mike Krzyzewski	26
Eddie Cameron	14
Vic Bubas	10
Harold Bradley	9
Gerry Gerard	8

Most Games Coached at Duke

Coach	Years	Games
► Mike Krzyzewski	26	871
Eddie Cameron	14	325
Vic Bubas	10	280
Harold Bradley	9	245
Gerry Gerard	8	209

NCAA Tournament Victories

Coach	No.
► Mike Krzyzewski	68-19
Vic Bubas	11-4
Bill Foster	6-3
Harold Bradley	0-1

Note: Mike Krzyzewski's NCAA Tournament victory total is the most in college basketball history

NCAA Tournament Appearances

Coach	No.
► Mike Krzyzewski	23
Vic Bubas	4
Bill Foster	3
Harold Bradley	1

ACC Tournament Victories

Coach	W-L
► Mike Krzyzewski	42-15
Vic Bubas	22-6
Bill Foster	8-4
Harold Bradley	6-6
Bucky Waters	1-4

National Coach of the Year

Coach	Year
Bill Foster	⁵ 1978
► Mike Krzyzewski	^{1,2,7} 1986
► Mike Krzyzewski	⁴ 1989
► Mike Krzyzewski	⁵ 1991
► Mike Krzyzewski	^{4,6} 1992
► Mike Krzyzewski	¹ 1997
► Mike Krzyzewski	^{4,5} 1999
► Mike Krzyzewski	² 2000
► Mike Krzyzewski	⁸ 2001
► Mike Krzyzewski	³ 2004

Coach of the Year honors selected by Basketball Times¹, CBS/Chevrolet, Claire Bee², Naismith³, NABC⁴, The Sporting News⁵, UPI⁶, Victor Awards⁸

ACC Coach of the Year

Coach	Year
Harold Bradley	1959
Vic Bubas	1963
Vic Bubas	1964
Vic Bubas	1966
Bill Foster	1978
► Mike Krzyzewski	1984
► Mike Krzyzewski	1986
► Mike Krzyzewski	1997
► Mike Krzyzewski	1999
► Mike Krzyzewski	2000

► - Active

All-Time Assistant Coaches

Coach	Years
Tommy Amaker	1989-97
Tony Barone	1973-74
Bob Bender	1984-89
Jay Bilas	1990-92
Mike Brey	1988-95
Hubie Brown	1969-72
Bud Burger	1946-47
Tom Carmody	1966-68
Terry Chilli	1979-80
Whitt Cobb	1958-59
► Chris Collins	2001-p
Tom Connelly	1942
Chuck Daly	1964-69
► Johnny Dawkins	1998-p
Mike Dement	1983
Tony Drago	1954-57
Bobby Dwyer	1981-83
Scott Easton	1988
Pete Gaudet	1984-95
Gerry Gerard	1942
Lou Goetz	1975-78
David Henderson	1998-2000
Horace Hendrickson	1950-51
Rick Johnson	1981-82
Ray Jones	1977-78
Jim Lewis	1972-76
Neill McGeachy	1973
Tim O'Toole	1996-97
Tom Rogers	1981-87
Jack Schalow	1970-71
Fred Shabel	1958-63
Quin Snyder	1996-99
Steve Steinwedel	1979-80
Chuck Swenson	1981-87
Bucky Waters	1960-65
Bob Wenzel	1975-80
Paul Williamson	1948-49
► Steve Wojciechowski	2000-p



RESULTS

2006-07 ■ BASKETBALL ■ YEARBOOK


Year-by-Year Record

Year	Overall W-L	Southern Conference W-L	Southern Tournament Finish	AP Poll	Coaches Poll	Postseason Results	Head Coach	Captains
1905-06	2-3	---	---	---	---	---	W.W. Cap Card	Thad G. Stem
1906-07	4-2	---	---	---	---	---	W.W. Cap Card	Thad G. Stem
1907-08	2-3	---	---	---	---	---	W.W. Cap Card	Bill Lilly
1908-09	8-1	---	---	---	---	---	W.W. Cap Card	Emsley Armfield
1909-10	4-4	---	---	---	---	---	W.W. Cap Card	Paul Kiker
1910-11	4-3	---	---	---	---	---	W.W. Cap Card	Henry G. "Bull" Hedrick
1911-12	6-1	---	---	---	---	---	W.W. Cap Card	Claude Brinn
1912-13	11-8	---	---	---	---	---	Joseph E. Brinn	Claude Brinn
1913-14	12-8	---	---	---	---	---	Noble L. Clay	Beal Siler
1914-15	10-10	---	---	---	---	---	Noble L. Clay	William A. "Shag" Thorne
1915-16	9-11	---	---	---	---	---	Bob Doak	Linville K. "Hip" Martin
1916-17	20-4	---	---	---	---	---	Chick Doak	Linville K. "Hip" Martin
1917-18	10-5	---	---	---	---	---	Chick Doak	Earl Long
1918-19	6-5	---	---	---	---	---	Henry P. Cole	Henry P. Cole (player-coach)
1919-20	10-4	---	---	---	---	---	Walter J. Rothensies	Loyd B. Hathaway
1920-21	9-6	---	---	---	---	---	Floyd Egan	Loyd B. Hathaway
1921-22	6-12	---	---	---	---	---	James Baldwin	Oscar L. Richardson
1922-23	15-7	---	---	---	---	---	Jesse S. Burbage	James Simpson
1923-24	19-6	---	---	---	---	---	Jesse S. Burbage	Everett Spikes
1924-25	4-9	---	---	---	---	---	George Buckheit	Ed Bullock
1925-26	8-12	---	---	---	---	---	George Buckheit	Pete Moss
1926-27	4-10	---	---	---	---	---	George Buckheit	Marshall Butler
1927-28	9-5	---	---	---	---	---	George Buckheit	Doug Kelley
1928-29	12-8	5-4	Finalist	---	---	---	Eddie Cameron	Coke Candler
1929-30	18-2	9-1	Finalist	---	---	---	Eddie Cameron	Bo Farley, Harry Councilor
1930-31	14-7	5-4	Round of Eight	---	---	---	Eddie Cameron	Joe Croson, George Rogers
1931-32	14-11	6-5	Semifinalist	---	---	---	Eddie Cameron	John Shaw
1932-33	17-5	7-3	Finalist	---	---	---	Eddie Cameron	Appointed each game
1933-34	18-6	9-4	Finalist	---	---	---	Eddie Cameron	James Thompson, Herb Thompson, Phil Weaver
1934-35	18-8	10-4	Semifinalist	---	---	---	Eddie Cameron	Sam Bell
1935-36	20-6	4-5	Quarterfinalist	---	---	---	Eddie Cameron	Charles Kunkle
1936-37	15-8	11-6	Quarterfinalist	---	---	---	Eddie Cameron	Ken Podger
1937-38	15-9	9-5	Champion	---	---	---	Eddie Cameron	Fred Edwards, John Hoffman
1938-39	10-12	8-8	Quarterfinalist	---	---	---	Eddie Cameron	Ed Swindell, Bob O'Mara
1939-40	19-7	13-2	Finalist	---	---	---	Eddie Cameron	Bill Parsons
1940-41	14-8	8-4	Champion	---	---	---	Eddie Cameron	Tom Connelly, Glen Price
1941-42	22-2	15-1	Champion	---	---	---	Eddie Cameron	Ray Spuhler
1942-43	20-6	12-1	Finalist	---	---	---	Gerry Gerard	
1943-44	13-13	4-2	Champion	---	---	---	Gerry Gerard	
1944-45	13-9	6-1	Finalist	---	---	---	Gerry Gerard	
1945-46	21-6	12-2	Champion	---	---	---	Gerry Gerard	Ed Koffenberger
1946-47	19-8	10-4	Quarterfinalist	---	---	---	Gerry Gerard	Ed Koffenberger, John Seward
1947-48	17-12	8-6	Finalist	---	---	---	Gerry Gerard	Doug Ausbon
1948-49	13-9	5-7	---	---	---	---	Gerry Gerard	Ben Collins, Dick Gordon
1949-50	15-15	9-7	Finalist	---	---	---	Gerry Gerard	Corren Youmans, Tommy Hughes
1950-51	20-13	13-6	Finalist	---	---	---	Harold Bradley	Scott York
1951-52	24-6	13-3	Finalist	12th	---	---	Harold Bradley	Dick Groat
1952-53	18-8	12-4	Quarterfinalist	---	---	---	Harold Bradley	Bernie Janicki, Rudy D'Emilio, Rudy Lacy


RESULTS




W.W. Cap Card



Harold Bradley (right)



Bernie Janicki




Rudy D'Emilio


Year-by-Year Record

Year	Overall	ACC	ACC Tournament	AP	Coaches	Postseason	Head Coach	Captains
	W-L	W-L	Finish	Poll	Poll	Results		
1953-54	22-6	9-1 (1st)	Semifinalist	15th	20th	---	Harold Bradley	Bernie Janicki, Rudy D'Emilio
1954-55	20-8	11-3 (2nd)	Finalist	---	---	NCAA First Rd.	Harold Bradley	Joe Belmont, Ronnie Mayer
1955-56	19-7	10-4 (T3rd)	Semifinalist	17th	18th	---	Harold Bradley	Joe Belmont
1956-57	13-11	8-6 (3rd)	Quarterfinalist	---	---	---	Harold Bradley	
1957-58	18-7	11-3 (1st)	Semifinalist	10th	13th	---	Harold Bradley	Bobby Joe Harris, Jim Newcome
1958-59	13-12	7-7 (T3rd)	Semifinalist	---	---	---	Harold Bradley	Jerry Robertson, Marty Joyce
1959-60	17-11	7-7 (4th)	Champion	18th	15th	NCAA Elite Eight	Vic Bubas	Howard Hurt
1960-61	22-6	10-4 (3rd)	Finalist	10th	9th	---	Vic Bubas	Howard Hurt
1961-62	20-5	11-3 (2nd)	Semifinalist	10th	13th	---	Vic Bubas	Buzz Mewhort, Art Heyman
1962-63	27-3	14-0 (1st)	Champion	2nd	2nd	NCAA Third Place	Vic Bubas	Art Heyman
1963-64	26-5	13-1 (1st)	Champion	3rd	4th	NCAA Finalist	Vic Bubas	Jeff Mullins
1964-65	20-5	11-3 (1st)	Finalist	10th	9th	---	Vic Bubas	Denny Ferguson
1965-66	26-4	12-2 (1st)	Champion	2nd	2nd	NCAA Third Place	Vic Bubas	Steve Vacendak
1966-67	18-9	9-3 (2nd)	Finalist	---	19th	NIT	Vic Bubas	Bob Verga
1967-68	22-6	11-3 (2nd)	Semifinalist	10th	11th	NIT	Vic Bubas	Mike Lewis
1968-69	15-13	8-6 (T3rd)	Finalist	---	---	---	Vic Bubas	Dave Golden, Steve Vandenberg
1969-70	17-9	8-6 (4th)	Quarterfinalist	---	---	NIT	Bucky Waters	Larry Saunders
1970-71	20-10	9-5 (3rd)	Quarterfinalist	---	---	NIT Fourth Place	Bucky Waters	Larry Saunders
1971-72	14-12	6-6 (T4th)	Semifinalist	---	---	---	Bucky Waters	Pat Doughty, Gary Melchionni, Alan Shaw
1972-73	12-14	4-8 (T4th)	Quarterfinalist	---	---	---	Bucky Waters	Gary Melchionni, Alan Shaw
1973-74	10-16	2-10 (7th)	Quarterfinalist	---	---	---	Neill McGeachy	Kevin Billerman
1974-75	13-13	2-10 (T6th)	Quarterfinalist	---	---	---	Bill Foster	Kevin Billerman, Bob Fleischer
1975-76	13-14	3-9 (7th)	Quarterfinalist	---	---	---	Bill Foster	Terry Chili, Willie Hodge
1976-77	14-13	2-10 (T6th)	Quarterfinalist	---	---	---	Bill Foster	Tate Armstrong, Mark Crow
1977-78	27-7	8-4 (2nd)	Champion	7th	9th	NCAA Finalist	Bill Foster	Jim Spanarkel
1978-79	22-8	9-3 (T1st)	Finalist	11th	7th	NCAA Second Rd.	Bill Foster	Jim Spanarkel
1979-80	24-9	7-7 (T5th)	Champion	14th	16th	NCAA Elite Eight	Bill Foster	Bob Bender, Mike Gminski
1980-81	17-13	6-8 (T5th)	Quarterfinalist	---	---	NIT	Mike Krzyzewski	Gene Banks, Kenny Dennard
1981-82	10-17	4-10 (T6th)	Quarterfinalist	---	---	---	Mike Krzyzewski	Vince Taylor
1982-83	11-17	3-11 (7th)	Quarterfinalist	---	---	---	Mike Krzyzewski	Tom Emma, Chip Engelland
1983-84	24-10	7-7 (T3rd)	Finalist	14th	14th	NCAA Second Rd.	Mike Krzyzewski	Richard Ford, Doug McNeely
1984-85	23-8	8-6 (T4th)	Semifinalist	10th	12th	NCAA Second Rd.	Mike Krzyzewski	Jay Bryan, Dan Meagher
1985-86	37-3	12-2 (1st)	Champion	1st	1st	NCAA Finalist	Mike Krzyzewski	Johnny Dawkins, David Henderson
1986-87	24-9	9-5 (3rd)	Quarterfinalist	17th	---	NCAA Sweet 16	Mike Krzyzewski	Tommy Amaker
1987-88	28-7	9-5 (3rd)	Champion	5th	5th	NCAA Semifinalist	Mike Krzyzewski	Billy King, Kevin Strickland
1988-89	28-8	9-5 (T2nd)	Finalist	9th	7th	NCAA Semifinalist	Mike Krzyzewski	Danny Ferry, Quin Snyder
1989-90	29-9	9-5 (2nd)	Quarterfinalist	15th	14th	NCAA Finalist	Mike Krzyzewski	Robert Brickey
1990-91	32-7	11-3 (1st)	Finalist	6th	6th	NCAA Champion	Mike Krzyzewski	Clay Buckley, Greg Koubek
1991-92	34-2	14-2 (1st)	Champion	1st	1st	NCAA Champion	Mike Krzyzewski	Brian Davis, Christian Laettner
1992-93	24-8	10-6 (T3rd)	Quarterfinalist	10th	10th	NCAA Second Rd.	Mike Krzyzewski	Thomas Hill, Bobby Hurley
1993-94	28-6	12-4 (1st)	Semifinalist	6th	6th	NCAA Finalist	Mike Krzyzewski	Marty Clark, Grant Hill, Antonio Lang
1994-95	13-18	2-14 (9th)	Quarterfinalist	---	---	---	Mike Krzyzewski, Pete Gaudet*	Kenny Blakeney, Erik Meek, Cherokee Parks
1995-96	18-13	8-8 (T4th)	Quarterfinalist	---	---	NCAA First Rd.	Mike Krzyzewski	Jeff Capel, Chris Collins
1996-97	24-9	12-4 (1st)	Quarterfinalist	8th	8th	NCAA Second Rd.	Mike Krzyzewski	Jeff Capel, Greg Newton, Carmen Wallace
1997-98	32-4	15-1 (1st)	Finalist	3rd	5th	NCAA Elite Eight	Mike Krzyzewski	Trajan Langdon, Roshown McLeod, Steve Wojciechowski
1998-99	37-2	16-0 (1st)	Champion	1st	2nd	NCAA Finalist	Mike Krzyzewski	Trajan Langdon
1999-00	29-5	15-1 (1st)	Champion	1st	4th	NCAA Sweet 16	Mike Krzyzewski	Shane Battier, Chris Carrawell, Nate James
2000-01	35-4	13-3 (T1st)	Champion	1st	1st	NCAA Champion	Mike Krzyzewski	Shane Battier, Nate James, J.D. Simpson
2001-02	31-4	13-3 (2nd)	Champion	1st	1st	NCAA Sweet 16	Mike Krzyzewski	Carlos Boozer, Mike Dunleavy, Jason Williams
2002-03	26-7	11-5 (T2nd)	Champion	7th	9th	NCAA Sweet 16	Mike Krzyzewski	Chris Duhon, Nick Horvath, Dahntay Jones
2003-04	31-6	13-3 (1st)	Finalist	6th	2nd	NCAA Semifinalist	Mike Krzyzewski	Chris Duhon, Daniel Ewing, Nick Horvath
2004-05	27-6	11-5 (3rd)	Champion	3rd	7th	NCAA Sweet 16	Mike Krzyzewski	Daniel Ewing, Reggie Love, J.J. Redick
2005-06	32-4	14-2 (1st)	Champion	1st	7th	NCAA Sweet 16	Mike Krzyzewski	Sean Dockery, Lee Melchionni, J.J. Redick, Shelden Williams

* - Mike Krzyzewski coached the first 12 games before leaving the team after back surgery and exhaustion. Pete Gaudet coached the final 19 games as interim head coach. Coaching records reflect this situation.




Joe Belmont



Larry Saunders



Robert Brickey



Lee Melchionni

All-Time Results

1905-06

Record: 2-3

Head Coach: W.W. "Cap" Card

M 2	Wake Forest	H	L	10-24
M 16	Wake Forest	A	L	5-15
	Trinity Park	W		28-18
	Trinity Park	L		16-19
	Trinity Park	W		19-13

1906-07

Record: 4-2

Head Coach: W.W. "Cap" Card

	Trinity Park	W		24-1
	Wake Forest	L		6-8
	Littleton HS	W		62-1
	Trinity Park	W		38-6
	Guilford	W		20-1
	Wake Forest	L		5-22

1907-08

Record: 2-3

Head Coach: W.W. "Cap" Card

	Littleton HS	W		42-10
	Wake Forest	L		11-20
	Wake Forest	L		11-20
	Littleton HS	L		3-11
	Portsmouth YMCA	W		31-10

1908-09

Record: 8-1

Head Coach: W.W. "Cap" Card

	Trinity Park	W		38-5
	Winston YMCA	W		19-16
	Charlotte YMCA	W		25-22
	Winston YMCA	W		44-3
	Wake Forest	W		22-14
	Wake Forest	L		5-30
	Davidson	W		22-8
	Durham YMCA	W		34-4
	Durham YMCA	W		31-3

1909-10

Record: 4-4

Head Coach: W.W. "Cap" Card

	Guilford	L		8-25
	Charlotte	W		14-13
	Charlotte	L		12-17
	Statesville	W		12-8
	Furman	W		85-5
	Wake Forest	L		18-26
	Columbus YMCA	L		15-34
	Portsmouth YMCA	W		46-18

1910-11

Record: 4-3

Head Coach: W.W. "Cap" Card

	Charlotte YMCA	L		27-28
	Charlotte YMCA	L		21-28
	Charlotte	W		54-12
	Charlotte	W		39-17
	Tennessee	W		51-25
	VMI	W		52-17
	Virginia	L		18-24

1911-12

Record: 6-1

Head Coach: W.W. "Cap" Card

D 13	Elon	W		47-12
J 11	William & Mary	W		52-16
F 1	Guilford	W		14-12
F 9	N.C. State	W		31-28
F 16	Virginia Tech	W		37-32
F 21	Virginia Christian	W		69-9
F 24	N.C. State	L		13-26

1912-13

Record: 11-8

Head Coach: J.E. Brinn

	Durham YMCA	H	L	13-28
	Asheville YMCA	A	W	29-27
	Asheville YMCA	A	L	16-21
	Wofford	A	W	47-12
	Charlotte YMCA	A	L	25-28
	Charlotte YMCA	A	W	21-10
	Durham YMCA	H	W	28-25
	Elon	H	W	46-12
	Washington & Lee	A	L	15-90
	VMI	A	L	10-28
	Virginia	A	L	12-33
	Georgetown	A	L	22-31
	Catholic	A	L	27-55
	Emory & Henry	H	W	36-15
	N.C. State	A	W	22-18
	Wake Forest	H	W	25-10
	Wake Forest	A	W	16-15
	Virginia Tech	H	W	23-16
	N.C. State	H	W	32-14

1913-14

Record: 12-8

Head Coach: Noble L. Clay

	Elon	H	W	30-15
D 15	Elon	A	L	23-25
	Asheville YMCA	A	W	20-19
	Asheville YMCA	A	L	22-32
	Wofford	A	W	50-15
	Charlotte YMCA	A	L	31-32
	Charlotte YMCA	A	L	26-28
	Durham YMCA	H	L	24-27
	South Carolina	H	W	46-13
	Charlotte YMCA	H	W	61-13
	Roanoke	H	W	42-15
	Durham YMCA	A	L	19-31
F 10	Virginia	N	L	21-51
F 11	Raleigh YMCA	A	W	23-19
F 12	Wake Forest	A	L	23-31
F 13	Greensboro YMCA	A	W	30-22
F 14	Guilford	A	L	8-35
	N.C. State	H	W	35-21
	Guilford	H	W	24-15
	Wake Forest	H	W	28-14
	N.C. State	H	W (ot)	33-25

1914-15

Record: 10-10

Head Coach: Noble L. Clay

	VMI	L		15-33
	Roanoke	L		19-31
	Guilford	W		43-25
	Virginia	N	L	24-51
	N.C. State	W		46-27
	Guilford	W		58-36
	Elon	L		16-17
	Elon	L		16-18
	Virginia	A	L	18-52
	Washington & Lee	L		22-31
	Durham YMCA	W		18-15
	Durham YMCA	W		28-16
	Virginia Tech	L		19-29
	Statesville AC	W		33-30
	Charleston YMCA	W		46-37
	Charleston YMCA	L		25-27
	Wake Forest	W		28-27
	Carson-Newman	W		70-4
	Wake Forest	L		12-23
	N.C. State	W		28-17

1915-16

Record: 9-11

Head Coach: Bob Doak

D 10	Durham YMCA	H	W	37-24
D 17	Davidson	A	L	23-27
D 18	Charlotte YMCA	A	W	34-30
D 19	Asheville YMCA	A	L	25-32
D 20	Asheville YMCA	A	W	42-37
D 21	Statesville	A	L	28-31
J 13	Statesville	H	W	45-13
J 20	Elon	H	W	37-22
	Wake Forest	H	L	26-28
F 8	Cardinal A.C.	A	L	28-45
F 9	Washington & Lee	A	L	19-33
F 10	VMI	A	L	20-34
F 11	Virginia	A	L	31-34
F 15	Davidson	H	W	38-22
F 19	Elon	A	L	19-23
F 23	N.C. State	H	W	31-24
F 25	Wake Forest	A	L	28-40
F 26	N.C. State	A	L	25-27
F 29	Guilford	H	W	61-28

One game missing (1-0 record)

1916-17

Record: 20-4

Head Coach: Chick Doak

	Durham YMCA	W		35-13
	Durham YMCA	W		48-31
	Statesville AC	W		58-11
	Charlotte YMCA	W		41-25
	Charlotte YMCA	W		37-20
	Asheville YMCA	W		48-24
	Asheville YMCA	W		31-26
	High Point AC	W		63-19
	Church Hill AC	W		72-16
	Elon	W		33-21
	Wake Forest	W		39-20
	Elon	W		33-29
	Stetson	L		37-43
	Davidson	W		32-26
	N.C. State	W		32-24
	Washington & Lee	L		18-20
	VMI	W		31-29
	Staunton Military	W		27-24
	Virginia	W		37-34
	Georgetown	W		36-24
	Catholic	L		24-26
	N.C. State	L		14-16
	VMI	W		42-24
	N.C. State (forfeit)	W		2-0

1917-18

Record: 10-5

Head Coach: Chick Doak

	N.C. State	W		35-26
	Guilford	W		40-32
	Emory & Henry	W		75-27
	N.C. State	L		18-28
	VMI	L		26-51
	Washington & Lee	W		24-16
	Staunton Military	L		28-29
	Virginia	W		32-25
	Elon	W		22-11
	Guilford	W		28-21
	Elon	W		40-27

Davidson	W		30-24
N.C. State	L		10-15

Two games missing (1-1 record)

1918-19

Record: 6-5

Head Coach: H.P. Cole

J 17	Durham YMCA	H	W	39-34
J 24	Wake Forest	H	W	41-20
F 4	N.C. State	A	L	18-28
F 6	Guilford	H	W	47-19
F 11	N.C. State	H	W	22-19
F 14	Elon	A	W	12-5
F 15	Guilford	A	W	27-18
F 18	Davidson	H	L	19-20
F 24	Virginia	A	L	16-47
F 25	Washington & Lee	A	L	17-38
F 26	VMI	A	L	19-32

1919-20

Record: 10-4

Head Coach: W.J. Rothenbies

J 13	South Carolina	H	W	40-12
	Durham YMCA	W		
	Durham YMCA	W		
	Guilford	W		
	Guilford	W		
	N.C. State	H	W	28-22
	Elon	W		
J 24	North Carolina	A	L	25-36
	Virginia	A	L	20-28
M 1	North Carolina	H	W	19-18
	N.C. State	A	W	25-24

Four games missing (2-2 record)

1920-21

Record: 9-6

Head Coach: Floyd Egan

	Guilford	H	W	
J 13	South Carolina	H	W	40-12
	N.C. State	H	W	33-11
J 26	North Carolina	W		25-22
	Florida State	W		
	Washington & Lee	A	L	
F 8	Florida	H	W	49-21
	Wake Forest	A	W	27-20
	VMI	A	L	
F 21	Virginia	A	L	15-34
	Virginia Tech	A	L	
F 23	North Carolina	H	L	12-44
F 25	Virginia	H	W	24-22
M 5	North Carolina	N1	L	18-55
	N.C. State	A	W	34-27

N1 - Raleigh Auditorium, Raleigh, N.C.

1921-22

Record: 6-12

Head Coach: James Baldwin

J 13	South Carolina	H	W	41-25
J 21	N.C. State	A	W	23-19
J 25	Wake Forest	H	W	31-10
J 31	Wake Forest	A	L	22-24
F 4	North Carolina	A	L	22-38
F 6	Elon	A	L	29-30
F 7	Davidson	H	W	24-18
F 9				

All-Time Results

F 3	North Carolina	H	L	19-20
	Davidson		W	39-27
	Lynchburg		W	36-33
	Virginia	A	L	25-28
	Richmond		W	30-22
	Virginia Tech		W	34-33
F 17	North Carolina	A	L	32-35
	Virginia	H	W	37-24
	N.C. State		W	32-27
	Wake Forest		W	36-26
	Guilford		W	45-32
	N.C. State		W	31-20

1923-24

Record: 19-6

Head Coach: J.S. Burbage

D 15	Fort Bragg		W	60-23
	Norfolk YPC		W	31-28
	Richmond Blues		W	36-33
	Mercer		W	29-25
	Durham Elks		W	43-36
	Guilford		W	30-17
	Fort Bragg		W	58-10
	Richmond Blues		W	38-32
J 25	Wake Forest	H	W	26-22
	N.C. State	H	W	35-23
J 31	North Carolina	A	L	20-31
	Statesville AC		W	40-28
	Davidson		W	40-30
	Furman		W	32-29
	South Carolina		L	19-36
	Mercer		L	18-31
	Sanford	A	W	38-16
	Alabama	A	L	25-45
	Birmingham AC	A	L	32-35
	South Carolina		W	43-24
F 19	North Carolina	H	L	20-23
	Wake Forest		W	26-24
	N.C. State		W	32-15
	Elon		W	33-24
	Elon		W	34-19

1924-25

Record: 4-9

Head Coach: George Buckheit

J 9	Davidson	A	L	25-27
	Davidson	A	L	22-39
J 12	Guilford	H	W	34-22
J 17	N.C. State	A	L	22-29
J 24	North Carolina	H	L	21-25
J 31	Wake Forest	A	L	18-43
	Davidson	H	L	18-22
F 5	William & Mary	A	L	15-23
F 7	Richmond	A	L	25-35
F 11	William & Mary	H	W	21-16
F 14	North Carolina	A	L	18-34
	Durham Elks	H	W	48-38
F 24	Wake Forest	H	W	28-25

1925-26

Record: 8-12

Head Coach: George Buckheit

	Durham YMCA		L	24-30
	Alumni		W	44-29
	Durham YMCA		W	34-31
J 8	Davidson		L	31-32
	Furman		W	28-18
	South Carolina		W	36-22
J 14	Clemson		W	46-12
	Wake Forest		L	24-27
	N.C. State		L	27-28
J 23	North Carolina		L	22-38
J 30	N.C. State		L	24-32
F 1	Guilford		L	30-35
	Lynchburg		W	36-31
	Wake Forest		L	18-33
	Lynchburg		W	29-27
	George Washington		L	32-42
	Maryland		L	20-40
	Richmond		L	30-42
F 20	North Carolina		L	21-44
	Davidson		W	32-30

1926-27

Record: 4-10

Head Coach: George Buckheit

	N.C. State		L	22-36
	Wake Forest		L	14-41
J 31	North Carolina	H	L	33-40
	Davidson		W	39-24

	Virginia Tech		W	31-18
	Virginia	H	L	24-34
	Virginia	A	W	36-26
	Washington & Lee		L	20-31
	VMI		W	22-19
	N.C. State		L	23-29
	Wake Forest		L	27-36
F 22	North Carolina		L	21-35
	Davidson		L	42-49
	Durham YMCA		L	27-34

1927-28

Record: 9-5

Head Coach: George Buckheit

J 11	Davidson		W	46-27
J 12	South Carolina		W	39-32
	N.C. State		W	32-29
	Georgia		W	49-44
	Wake Forest		W	45-17
F 4	North Carolina	A	L	14-27
F 7	Virginia Tech	A	W	34-31
F 8	Washington & Lee	A	W	53-41
F 11	North Carolina	H	L	23-32
F 14	Wake Forest		W	37-34
	Virginia		L	34-44
	Georgetown		L	40-55
F 20	N.C. State		L	27-37
F 22	Davidson		W	51-33

1928-29

Record: 12-8

Head Coach: Eddie Cameron

	Georgetown		L	33-48
	Navy		L	38-49
	Virginia		L	23-35
	Wake Forest		W	43-34
	South Carolina		W	45-35
	N.C. State		L	26-40
	Virginia Tech		W	44-27
F 2	North Carolina	H	W	36-20
	Mercer		W	47-43
	Georgia		L	22-24
	South Carolina		W	44-39
	Davidson		L	40-47
	N.C. State		W	32-22
	Wake Forest		W	35-21
F 16	North Carolina	A	L	24-27
	Davidson		W	33-25
	Alabama	N1	W	38-32
M 2	North Carolina	N1	W	34-17
	Georgia	N1	W	43-37
	N.C. State	N1	L	35-43

N1 - Southern Conference Tournament, Atlanta, Ga.

1929-30

Record: 18-2

Head Coach: Eddie Cameron

	Virginia	A	W	65-32
J 9	Maryland	A	W	28-27
	Navy	A	W	47-29
	Washington & Lee	H	L	29-33
	Wake Forest		W	49-22
	N.C. State		W	35-31
F 1	North Carolina	A	W	35-14
	Wake Forest		W	37-30
	N.C. State		W	33-26
	Davidson		W	33-30
	South Carolina		W	33-26
	Loyola, Chicago	H	W	30-27
F 15	North Carolina	H	W	37-36
	Washington & Lee		W	30-29
F 20	Maryland		W	39-26
	Davidson		W	45-21
F 28	Louisiana State	N1	W	43-34
M 1	Georgia Tech	N1	W	44-35
M 3	Kentucky	N1	W	37-32
M 4	Alabama	N1	L	24-31

N1 - Southern Conference Tournament, Atlanta, Ga.

1930-31

Record: 14-7

Head Coach: Eddie Cameron

	Villanova		L	21-22
	Randolph-Macon		W	48-18
	Wake Forest		W	44-27
	Wofford		W	43-24
	South Carolina		W	44-16
J 15	Maryland		L	24-32
	Temple		L	27-44
	Navy		W	41-27

	N.C. State		L	19-24
J 31	North Carolina	H	W	30-18
	Davidson		W	27-18
	Virginia		W	43-31
	N.C. State		L	23-26
	Vanderbilt		W	50-44
	Tennessee		L	25-36
F 14	North Carolina	A	W	34-23
	Wake Forest		W	25-22
	Davidson		W	31-17
	Sewanee		W	65-22
F 27	Clemson	N1	W	31-27
	Kentucky	N1	L	30-35

N1 - Southern Conference Tournament, Atlanta, Ga.

1931-32

Record: 14-11

Head Coach: Eddie Cameron

D 17	Baltimore	A	L	24-30
D 18	Georgetown	A	L	26-36
D 19	Catholic	A	W	41-29
J 8	Wake Forest	H	W	23-16
J 9	William & Mary	H	W	28-20
J 13	Army	A	L	23-25
J 14	Crescent AC	A	L	31-44
J 15	Navy	A	L	25-36
J 23	N.C. State	H	W	28-18
J 29	Davidson	H	W	21-6
J 30	North Carolina	A	L	20-37
F 1	Davidson	A	W	33-20
F 4	Washington & Lee	A	W	30-27
F 5	VMI	A	W	41-26
F 6	Kentucky	A	L	30-37
F 8	Tennessee	A	L	31-32
F 11	Wake Forest	H	W	32-25
F 13	North Carolina	H	W	24-18
F 16	N.C. State	A	W	25-21
F 18	Washington & Lee	H	L	12-21
F 19	VMI	H	W	45-25
F 20	Maryland	H	L	18-20
F 26	Vanderbilt	N1	W	44-32
F 27	Florida	N1	W	33-22
F 29	Georgia	N1	L	32-43

N1 - Southern Conference Tournament, Atlanta, Ga.

1932-33

Record: 17-5

Head Coach: Eddie Cameron

D 15	Baltimore	A	W	38-34
D 16	Georgetown	A	W	35-30
D 17	George Washington	A	W	35-34
J 6	Furman	H	W	31-28
J 9	Davidson	A	W	58-14
J 10	Wake Forest	H	W	33-24
J 12	Maryland	A	L	28-30
J 14	Navy	A	L	22-44
J 17	Wake Forest	A	W	34-16
J 21	N.C. State	A	W	36-29
J 28	VMI	H	W	41-20
J 31	North Carolina	H	W	36-32
F 2	Washington & Lee	A	W	49-25
F 3	VMI	A	W	31-15
F 4	Virginia Tech	A	W	31-25
F 7	Davidson	H	W	44-28
F 11	North Carolina	A	W	31-24
F 14	N.C. State	H	L	28-40
F 18	South Carolina	A	L	23-46
F 24	Virginia	N1	W	38-24
F 25	Washington & Lee	N1	W	41-32
F 26	South Carolina	N1	L	21-33

N1 - Southern Conference Tournament, Raleigh, N.C.

1933-34

Record: 18-6

Head Coach: Eddie Cameron

D 14	Catholic	A	L	31-33
D 15	Baltimore	A	W	33-25
J 4	Clemson	H	W	36-23
J 6	Wake Forest	H	W	38-29
J 8	Davidson	A	W	40-35
J 10	Army	A	W	27-25
J 11	Maryland	A	L	33-37
J 13	Navy	A	W	29-23
J 17	N.C. State	A	W	33-29
J 18	VMI	H	W	41-20
J 20	Virginia	H	W	26-17
J 30	Washington & Lee	H	W	41-37
F 3	North Carolina	A	L	21-25
F 5	Washington & Lee	A	W	41-27
F 6	VMI	A	W	45-32

F 7	Virginia Tech	A	W	45-15
F 10	Wake Forest	A	W	37-21
F 12	Davidson	H	W	57-26
F 16	North Carolina	H	L	25-30
F 20	South Carolina	H	L	23-28
F 24	N.C. State	H	W	41-34
M 1	VMI	N1	W	35-14
M 2	North Carolina	N1	W	21-18
M 3	Washington & Lee	N1	L	29-30

N1 - Southern Conference Tournament, Raleigh, N.C.

1934-35

Record: 18-8

Head Coach: Eddie Cameron

D 17	South Carolina	A	L	23-24
D 18	Florida	A	W	55-27
D 19	Florida	A	L	21-40
J 2	Davidson	N1	W	39-35
J 4	Wofford	H	W	40-33
J 7	Wake Forest	H	W	47-30
J 9	Army	A	W	34-16
J 11	Maryland	A	W	48-39
J 14	Virginia	H	W	30-20
J 15	N.C. State	A	L	25-28
J 18	Catholic	H	L	25-31
J 26	Virginia Tech	H	W	32-25
F 1	VMI	H	L	27-32
F 2	Washington & Lee	H	W	31-27
F 5	North Carolina	H	W	33-27
F 7	Virginia Tech	A	W	27-19
F 8	Washington & Lee	A	W	33-30
F 9	VMI	A	W	28-27
F 12	Davidson	H	W	35-34
F 16	North Carolina	A	L	20-24
F 18	Wake Forest	A	W	37-21
F 21	South Carolina	H	W	37-34
F 23	N.C. State	H	W	35-28
M 2	Virginia	N2	W	39-32

All-Time Results

F 2	Davidson	H	W	32-27
F 3	Army	A	W	31-28
F 6	Wake Forest	A	L	30-34
F 8	Washington & Lee	H	W	37-35
F 12	North Carolina	A	L	35-41
F 16	Washington & Lee	A	L	31-37
F 17	VMI	A	L	31-32
F 20	N.C. State	H	W	36-33
F 25	North Carolina	H	L	32-37
M 4	North Carolina	N1	L	30-34

N1 - Southern Conference Tournament, Raleigh, N.C.

1937-38

Record: 15-9

Head Coach: Eddie Cameron

►Southern Conference Champions

D 13	High Point	A	W	36-33
D 15	South Carolina	A	L	26-32
D 16	Florida	A	W	33-25
D 17	Florida	A	W	37-33
J 3	Mississippi State	H	L	23-25
J 5	Davidson	A	L	22-40
J 7	Wake Forest	H	W	38-33
J 8	Navy	A	L	30-43
J 11	Richmond	H	W	32-24
J 12	South Carolina	H	W	42-34
J 15	Maryland	A	L	35-40
J 30	Maryland	H	W	44-34
F 2	N.C. State	A	W	40-28
F 4	St. John's	A	L	28-44
F 5	Army	A	L	20-40
F 8	Davidson	H	W	52-28
F 12	North Carolina	A	L	24-34
F 14	Washington & Lee	A	W	48-39
F 19	N.C. State	H	L	45-49
F 21	Wake Forest	A	W	41-40
F 25	North Carolina	H	W	39-33
M 4	N.C. State	N1	W	44-33
M 5	Maryland	N1	W	35-32
M 6	Clemson	N1	W	40-30


N1 - Southern Conference Tournament, Raleigh, N.C.

1938-39

Record: 10-12

Head Coach: Eddie Cameron

D 14	The Citadel	H	W	49-37
D 17	Pittsburgh	H	L	37-51
J 4	Princeton	H	W	46-33
J 5	Davidson	A	L	39-41
J 7	Wake Forest	A	W	52-41
J 9	Washington & Lee	H	L	41-46
J 10	Clemson	H	W	39-33
J 13	Maryland	A	L	34-37
J 14	Navy	A	W	44-37
J 17	Virginia Tech	H	W	47-35
J 31	N.C. State	H	W	43-37
F 2	Maryland	H	L	44-60



Eddie Cameron spent 46 years of his life at Duke as basketball coach, football coach and eventually the school's athletic director.

F 4	Army	A	L	27-37
F 6	Brown	A	L	33-41
F 8	Davidson	H	L	40-42
F 10	North Carolina	A	L	32-37
F 13	Clemson	A	L	36-38
F 16	Washington & Lee	A	L	35-36
F 18	Wake Forest	H	W	59-34
F 20	N.C. State	A	W	29-26
F 24	North Carolina	H	W	41-38
M 1	N.C. State	N1	L	39-40

N1 - Southern Conference Tournament, Raleigh, N.C.

1939-40

Record: 19-7

Head Coach: Eddie Cameron

D 16	Hampden-Sydney	A	W	59-28
D 19	Oklahoma A&M	A	L	41-51
D 20	Washington, Md.	A	W	43-40
D 21	Baltimore	A	L	29-40
J 4	Davidson	A	W	51-28
J 6	Princeton	H	W	36-27
J 9	Maryland	A	L	30-32
J 10	Navy	A	W	40-27
J 13	VMI	A	W	28-25
J 16	The Citadel	H	W	51-40
J 20	Clemson	H	W	54-49
J 27	Wake Forest	H	W	50-44
J 30	Maryland	H	W	48-27
F 1	N.C. State	A	W	57-27
F 3	Pennsylvania	A	L	35-49
F 6	Davidson	H	W	47-30
F 10	North Carolina	A	W	50-44
F 12	Clemson	H	W	39-37
F 13	Georgia Tech	A	L	35-41
F 15	Wake Forest	A	W	44-35
F 7	Washington & Lee	H	W	28-27
F 19	N.C. State	H	W	46-37
F 22	North Carolina	H	L	27-31
F 29	The Citadel	N1	W	40-35
M 1	Maryland	N1	W	44-32
M 2	North Carolina	N1	L	23-39

N1 - Southern Conference Tournament, Raleigh, N.C.

1940-41

Record: 14-8

Head Coach: Eddie Cameron

►Southern Conference Champions

D 17	Lincoln Memorial	H	L	39-43
D 20	Catholic	A	W	48-33
D 21	George Washington	A	L	38-48
J 4	Lehigh	H	W	66-30
J 6	Davidson	A	W	57-33
J 8	Wake Forest	H	L	35-38
J 11	Maryland	A	W	40-26
J 16	George Washington	H	W	44-37
J 18	Clemson	H	W	45-42
J 30	N.C. State	H	L	38-39
F 1	Maryland	H	W	43-17
F 3	Pittsburgh	H	L	32-46
F 7	North Carolina	A	L	33-51
F 8	Navy	H	L	32-34
F 11	Washington & Lee	A	L	28-30
F 13	Wake Forest	A	W	42-41
F 15	Washington & Lee	H	W	45-33
F 17	N.C. State	A	W	44-37
F 20	North Carolina	H	W	35-33
F 27	North Carolina	N1	W	38-37
F 28	William & Mary	N1	W	57-42
M 1	South Carolina	N1	W	53-30

N1 - Southern Conference Tournament, Raleigh, N.C.

1941-42

Record: 22-2

Head Coach: Eddie Cameron

►Southern Conference Champions

D 8	Georgetown, Ky.	H	W	37-31
D 18	Rider	H	W	55-29
J 3	Temple	A	L	41-57
J 5	Tennessee	H	W	37-35
J 7	Davidson	A	W	75-40
J 9	Maryland	H	W	37-33
J 10	George Washington	H	W	38-37
J 12	VMI	A	W	52-47
J 17	Navy	A	W	41-31
J 24	Wake Forest	H	W	60-39
J 31	N.C. State	H	W	40-28
F 4	Davidson	H	W	73-37
F 7	North Carolina	A	W	52-40
F 10	Washington & Lee	A	W	63-34
F 14	Washington & Lee	H	W	68-38

F 16	N.C. State	A	W	53-48
F 19	Wake Forest	A	W	58-51
F 21	George Washington	A	L	53-55
F 23	Maryland	A	W	64-46
F 24	Virginia Tech	H	W	67-50
F 27	North Carolina	H	W	41-40
M 5	Washington & Lee	N1	W	59-41
M 6	Wake Forest	N1	W	54-45
M 7	N.C. State	N1	W	45-34

N1 - Southern Conference Tournament, Raleigh, N.C.

1942-43

Record: 20-6

Head Coach: Gerry Gerard

D 17	Carolina Pre-Flight	A	L	41-46
D 19	Tennessee	A	L	33-51
D 31	Fort Bragg	A	W	62-47
J 6	Carolina Pre-Flight	A	W	51-48
J 7	Davidson	A	W	60-50
J 9	VMI	H	W	45-43
J 11	George Washington	H	L	53-66
J 13	Norfolk Navy	H	L	53-60
J 17	Temple	A	W	45-44
J 23	Virginia Tech	H	W	78-70
J 26	Wake Forest	H	W	63-41
J 30	N.C. State	H	W	60-47
F 2	Carolina Pre-Flight	H	W	59-33
F 6	North Carolina	A	W	51-39
F 9	Washington & Lee	A	W	71-44
F 10	Duquesne	H	W	55-41
F 12	Maryland	A	W	46-43
F 13	Pennsylvania	A	L	48-49
F 15	Wake Forest	H	W	59-40
F 17	N.C. State	A	W	53-32
F 19	George Washington	A	W	64-61
F 20	Navy	A	W	58-48
F 26	North Carolina	H	W	43-24
M 4	VMI	N1	W	57-41
M 5	The Citadel	N1	W	56-37
M 6	George Washington	N1	L	40-56

N1 - Southern Conference Tournament, Raleigh, N.C.

1943-44

Record: 13-13

Head Coach: Gerry Gerard

►Southern Conference Champions

N 30	Camp Butner	H	W	62-36
D 8	Carolina Pre-Flight	A	L	39-58
D 10	Milligan	H	L	40-46
D 11	Hampden-Sydney	H	W	50-25
D 14	Columbia AAB	H	W	52-33
D 17	Camp Butner	A	W	49-41
D 18	Charleston USCG	H	L	46-52
D 21	Fort Bragg	H	W	42-40
D 28	Carolina Pre-Flight	H	L	35-48
J 1	Long Island	A	L	57-59
J 5	Norfolk NAS	H	L	28-61
J 8	Cherry Point	H	L	52-54
J 13	Richmond AFB	H	W	44-38
J 15	Norfolk NAS	A	L	51-52
J 18	North Carolina	H	L	33-37
J 22	Norfolk NTS	A	L	59-72
J 26	Norfolk NTS	H	L	51-52
J 29	Navy	A	L	42-45
F 1	N.C. State	A	W	60-36
F 4	South Carolina	H	W	46-40
F 5	North Carolina	A	W	41-40
F 10	North Carolina	H	L	30-39
F 12	N.C. State	H	W	53-32
F 24	William & Mary	N1	W	68-25
F 25	N.C. State	N1	W	40-32
F 26	North Carolina	N1	W	44-27

N1 - Southern Conference Tournament, Raleigh, N.C.

1944-45

Record: 13-9

Head Coach: Gerry Gerard

D 5	Richmond AAB	H	L	32-42
D 12	Camp Butner	A	L	49-50
D 17	Virginia	A	W	56-44
D 20	Laurinburg-Maxton	H	W	55-46
D 29	Carolina Pre-Flight	A	L	43-58
D 30	Camp Lejeune	H	W	28-24
J 2	Fort Bragg	H	W	27-21
J 6	Maryland	H	W	51-24
J 10	Carolina Pre-Flight	H	L	45-49
J 13	Wake Forest	H	W	60-35
J 16	Norfolk NAS	H	L	37-57
J 20	North Carolina	A	W	50-41
J 23	Norfolk NTS	H	L	37-59

J 27	Navy	A	L	43-54
J 30	N.C. State	H	W	48-38
F 3	Wake Forest	N1	W	75-39
F 10	Temple	A	W	51-46
F 14	North Carolina	H	L	38-50
F 17	N.C. State	A	W	47-40
F 22	Maryland	N2	W	76-49
F 23	William & Mary	N2	W	59-22
F 24	North Carolina	N2	L	38-49

N1 - High Point, N.C.

N2 - Southern Conference Tournament, Raleigh, N.C.

1945-46

Record: 21-6

Head Coach: Gerry Gerard

►Southern Conference Champions

D 4	Camp Perry	H	L	35-39
D 7	Norfolk NTS	A	L	51-57
D 14	Davidson	H	W	50-23
D 15	Virginia	N1	W	48-38
J 2	South Carolina	A	W	52-36
J 4	Maryland	H	W	59-25
J 5	Davidson	A	W	55-27
J 9	North Carolina	A	W	51-46
J 11	N.C. State	A	W	46-34
J 12	Wake Forest	A	W	43-38
J 15	Norfolk NTS	H	W	31-22
J 18	Georgia Tech	A	W	54-39
J 19	Clemson	A	W	42-29
J 23	South Carolina	H	W	55-33
J 25	Maryland	A	L	38-43
J 26	Navy	A	L	40-51
J 29	Wright Field	H	W	44-43
F 2	N.C. State	H	W	56-33
F 5	Wake Forest	H	W	32-29
F 9	Temple	A	L	38-64
F 12	Georgia Tech	H	W	73-51
F 16	North Carolina	H	L	44-54
	Clemson	H	W	61-33
F 23	Marine Institute	H	W	49-43
F 28	N.C. State	N2	W	44-38
M 1	Virginia Tech	N2	W	44-38
M 2	Wake Forest	N2	W	49-30

N1 - Lynchburg, Va.

N2 - Southern Conference Tournament, Raleigh, N.C.

1946-47

Record: 19-8

Head Coach: Gerry Gerard

D 4	High Point	A	W	44-29
D 7	Hanes Hosiers	A	W	44-43
D 12	Hampden-Sydney	H	W	61-51
D 14	Virginia	N1	W	47-34
D 17	Florida	N2	W	44-37
D				

All-Time Results

J5	Maryland	H	W	53-42
J6	Davidson	A	L	42-44
J8	NYU	A	L	56-77
J10	Temple	A	L	54-58
J14	George Washington	H	L	47-48
J16	Clemson	H	W	80-47
J24	Virginia Tech	H	W	52-45
F4	Navy	A	L	46-56
F5	William & Mary	A	W	45-36
F7	North Carolina	A	L	42-48
F10	Wake Forest	H	W	47-45
F14	N.C. State	H	L	43-44
F16	Georgia Tech	A	W	60-55
F17	Clemson	A	L	57-63
F18	N.C. State	A	L	37-70
F19	Virginia	H	W	57-48
F24	Wake Forest	A	W	49-48
F27	North Carolina	H	W	56-45
M3	South Carolina	H*	W	63-48
M4	George Washington	H*	W	54-51
M5	Davidson	H*	W	53-37
M6	N.C. State	H*	L	50-58

* - Southern Conference Tournament, Durham, N.C.

1948-49

Record: 13-9

Head Coach: Gerry Gerard

D4	Hanes Hosierey	A	L	57-58
D8	McCrery	A	W	70-51
D10	Hampden-Sydney	A	W	58-50
D11	Virginia	A	W	47-37
D15	McCrery	H	W	51-36
D17	Davidson	A	W	58-41
J4	Hanes Hosierey	H	W	54-42
J6	Washington & Lee	A	W	58-45
J8	Temple	H	L	45-59
J11	Virginia Tech	A	L	46-56
J15	N.C. State	H	L	52-53
J22	Virginia Tech	H	W	65-52
J27	Wake Forest	A	L	50-52
J29	Davidson	H	W	57-51
F2	Navy	A	W	55-42
F4	NYU (-/15)	H	W	73-44
F5	North Carolina	A	L	34-64
F9	George Washington	A	L	49-51
F11	N.C. State	A	L	44-47
F12	Georgia Tech	H	W	53-42
F19	Wake Forest	H	W	61-51
F25	North Carolina	H*	L	40-64

* - Southern Conference Tournament, Durham, N.C.

1949-50

Record: 15-15

Head Coach: Gerry Gerard

D3	Hanes Hosierey	A	L	52-53
D6	Hampden-Sydney	H	W	74-59
D8	McCrery	A	L	54-60
D10	Virginia	N1	W	82-61
D15	Davidson	A	W	66-49
D17	Washington & Lee	A	W	81-67
D20	South Carolina	A	L	44-54
D28	Penn State	N2	L	48-51
D29	North Carolina	N2	L	52-59
D30	Wake Forest	N2	W	54-52
J4	Maryland	H	W	58-46
J7	N.C. State (-/7)	H	W	58-55
J12	NYU	N3	L	64-80
J14	Temple	A	L	49-59
J17	South Carolina	H	W	79-60
J27	Davidson	H	W	69-59
J28	Wake Forest	H	W	65-55
F4	Navy	H	W	68-53
F7	The Citadel	H	W	65-39
F10	Maryland	A	L	57-67
F11	George Washington	A	L	55-62
F14	N.C. State (-/8)	A	L	50-68
F17	North Carolina	A	L	55-58
F18	George Washington	H	W	55-52
F21	Wake Forest	A	L	54-72
F24	North Carolina	H	L	46-64
M2	South Carolina	H*	W	53-41
M3	William & Mary	H*	W	60-50
M4	N.C. State (-/8)	H*	L	47-67
M8	Pennsylvania	A	L	50-68

N1 - Norfolk, Va.

N2 - Dixie Classic, Raleigh, N.C.

N3 - Madison Square Garden, New York, N.Y.

* - Southern Conference Tournament, Durham, N.C.

1950-51

Record: 20-13

Head Coach: Harold Bradley

D2	Hanes Hosierey	A	W	76-71
D5	McCrery	A	W	72-60
D9	Virginia	N1	W	77-57
D15	VMI	A	W	86-66
D16	Washington & Lee	A	W	97-69
D22	George Washington	A	W	70-67
D23	Bradley (-/2)	A	L	58-93
D28	Colgate	N2	L	69-84
D29	North Carolina	N2	W	71-63
D30	Tulane	N2	W	74-72
J1	Canisius	A	L	57-69
J3	Pennsylvania	A	L	76-85
J6	N.C. State (-/7)	H	L	71-77
J11	South Carolina	H	W	60-58
J13	West Virginia	H	W	77-73
J15	William & Mary	A	L	57-74
J27	Wake Forest	H	L	56-65
J29	Davidson	H	W	90-68
J30	South Carolina	A	L	62-82
F2	North Carolina	A	L	68-71
F3	NYU	H	L	73-79
F5	George Washington	H	W	85-70
F6	William & Mary	H	W	61-54
F10	N.C. State (-/10)	A	L	65-75
F12	Davidson	A	W	94-73
F14	Washington & Lee	H	W	94-68
F16	Maryland	A	W	49-40
F17	Navy	A	L	60-85
F19	Wake Forest	A	W	69-64
F23	North Carolina	H	W	84-72
M1	Virginia Tech	N3	W	64-61
M2	William & Mary	N3	W	71-69
M3	N.C. State (-/8)	N3	L	63-67

N1 - Norfolk, Va.

N2 - Dixie Classic, Raleigh, N.C.

N3 - Southern Conference Tournament, Raleigh, N.C.

1951-52

Record: 24-6

Head Coach: Harold Bradley

D1	Temple	H	W	85-48
D3	Hanes Hosierey	A	W	78-68
D5	North Carolina	H	W	77-59
D8	Bradley	H	W	87-69
D11	Furman (12/-)	N1	L	72-73
D15	VMI (12/-)	H	W	102-45
D18	Davidson (19/-)	H	W	88-49
D21	George Washington (19/-)	A	W	98-76
D22	West Virginia (19/-)	A	L	74-95
D27	Columbia	N2	L	58-66
D28	Wake Forest	N2	W	79-74
D29	Southern Cal	N2	L	69-87
J2	Pennsylvania	H	W	62-52
J5	N.C. State (-/17)	H	L	70-72
J10	NYU (-/13)	N3	W	74-72
J12	Temple	A	W	86-65
J26	Wake Forest	H	W	90-69
F1	North Carolina	A	W	73-66
F2	George Washington	H	W	89-74
F7	William & Mary	H	W	68-62
F9	Navy	A	W	70-68
F12	N.C. State	A	W	71-58
F18	Maryland	H	W	56-51
F21	Wake Forest	A	W	87-62
F23	South Carolina	A	W	96-82
F26	Davidson (15/-)	A	W	58-50
F29	North Carolina (15/-)	H	W	94-64
M6	Maryland (12/-)	N4	W	51-48
M7	West Virginia (12/9)	N4	W	90-88
M8	N.C. State (12/-)	N4	L	68-77

N1 - Shelby, N.C.

N2 - Dixie Classic, Raleigh, N.C.

N3 - Madison Square Garden, New York, N.Y.

N4 - Southern Conference Tournament, Raleigh, N.C.

1952-53

Record: 18-8

Head Coach: Harold Bradley

D1	Vanderbilt	H	W	94-88
D6	Wake Forest	H	L	86-91
D9	Washington & Lee	A	W	91-80
D13	Tennessee	A	W	89-82
D16	Davidson	H	W	94-65
D20	Temple	A	L	64-67
D22	George Washington	A	L	87-113
D29	Brigham Young	N1	L	68-69
D30	Pennsylvania	N1	L	80-97

D31	Princeton	N1	W	74-59
J7	South Carolina	A	W	76-67
J10	N.C. State (-/9)	H	L	64-82
J13	VMI	H	W	78-55
J28	McCrery Hosierey	A	W	87-76
J31	Navy (-/16)	H	W	78-73
F3	West Virginia	H	W	91-86
F5	NYU	H	W	89-82
F6	North Carolina (-/12)	A	W	95-89
F9	George Washington	H	W	83-80
F12	Wake Forest	A	W	101-99
F14	N.C. State (-/12)	A	W	84-82
F19	William & Mary (18/-)	A	L	82-85
F21	South Carolina (18/-)	H	W	98-68
F23	Davidson (18/-)	A	W	99-72
F27	North Carolina	H	W	83-58
M5	Maryland	N2	L	65-74

N1 - Dixie Classic, Raleigh, N.C.

N2 - Southern Conference Tournament, Raleigh, N.C.

1953-54

Record: 22-6 ACC: 9-1 (1st)

Head Coach: Harold Bradley

D2	Furman	H	W	110-76
D5	Tennessee	H	W	101-61
D7	Vanderbilt	A	L	66-71
D12	William & Mary	H	W	109-44
D15	Davidson (13/-)	H	W	78-37
D19	West Virginia (13/-)	A	W	67-64
D21	Kentucky (13/2)	N1	L	69-85
D22	UCLA (-/13)	N1	L	67-72
D28	Oregon State (-/12)	N2	W	71-61
D29	Wake Forest	N2	W	83-66
D30	Navy	N2	W	98-83
J2	Virginia	H	W	86-64
J4	South Carolina	A	W	89-69
J6	Virginia Tech (8/-)	H	W	82-45
J9	N.C. State (8/20)	H	W	87-85
J12	Wake Forest (9/-)	A	L	89-96
J16	McCrery (9/-)	A	W	69-61
J30	Navy (20/-)	A	W	82-65
F4	North Carolina (8/-)	H	W	63-47
F6	George Washington (8/11)	H	L	71-76
F9	N.C. State (15/19)	A	W	90-89
F13	Virginia Tech (15/-)	A	W	107-53
F16	Maryland (14/11)	A	W	68-61
F20	North Carolina (14/-)	A	W	67-63
F23	South Carolina (10/-)	H	W	89-55
F26	Wake Forest (10/-)	H	W	90-81
M4	Virginia (11/-)	N3	W	96-68
M5	N.C. State (11/18)	N3	L	75-79

N1 - Kentucky Invitational, Louisville, Ky.

N2 - Dixie Classic, Raleigh, N.C.

N3 - ACC Tournament, Raleigh, N.C.

1954-55

Record: 20-8 ACC: 11-3 (2nd)


Head Coach: Harold Bradley

D3	Clemson	H	W	115-54
D7	Maryland (17/-)	A	L	47-49
D10	South Carolina (17/-)	H	W	95-55
D14	Davidson	A	W	107-75
D17	Maryland	H	W	68-61
D20	Pittsburgh	A	W	90-68
D27	West Virginia (-/12)	N1	W	92-79
D28	Minnesota (18/11)	N1	L	73-79
D29	North Carolina (18/-)	N1	L	52-65
F3	Florida State (18/-)	H	W	97-75
J5	Temple (17/-)	H	W	81-64
J8	N.C. State (17/3)	H	L	91-96
J11	Clemson	A	W	75-66
J12	South Carolina	A	W	82-64
J15	Virginia	H	W	109-89
J31	Geo. Washington (-/16)	A	L	73-92
F4	North Carolina	A	W	91-68
F5	West Virginia	H	W	115-75
F9	Wake Forest	A	W	75-73
F12	Navy	A	W	71-56
F15	N.C. State (-/7)	A	L	78-84
F19	Wake Forest	H	W	84-65
F22	Virginia	A	W	105-92
F25	North Carolina	H	W	96-74
M3	South Carolina	N2	W	83-67
M4	Virginia	N2	W	90-77
M5	N.C. State (-/15)	N2	L	77-87
M8	Villanova	N3	L	73-74

N1 - Dixie Classic, Raleigh, N.C.

N2 - ACC Tournament, Raleigh, N.C.

N3 - NCAA Tournament, New York, N.Y.



Ronnie Mayer averaged a team-best 22.1 points per game for Duke's 19-7 team in 1955-56.

1955-56

Record: 19-7 ACC: 10-4 (T3rd)

Head Coach: Harold Bradley

D2	Clemson	H	W	97-63
D9	South Carolina	H	W	82-68
D10	Georgia Tech	H	W	87-66
D16	Pennsylvania	A	W	98-80
D17	Villanova	A	W	86-76
D20	Pittsburgh (14/-)	A	W	92-54
D29	Wyoming (8/-)	N1	W	71-54
D30	North Carolina (8/4)	N1	L	64-74
D31	Wake Forest (8/-)	N1	W	64-52
J4	Wake Forest (11/-)	A	L	71-84
J7	N.C. State (11/2)	H	W	68-58
J10	South Carolina (6/-)	A	W	63-52
J11	Clemson (6/-)	A	W	109-80
J14	Maryland (6/-)	H	W	76-62
F1	Kentucky (10/8)	A	L	76-81
F4	North Carolina (10/9)	H	W	64-59
F7	Maryland (8/-)	A	W	82-70
F9	Virginia (8/-)	H	W	74-59
F11	Wake Forest (8/-)	H	L	77-80

All-Time Results

1957-58
Record: 18-7 ACC: 11-3 (1st)

Head Coach: Harold Bradley

D 2	Kentucky	A	L	74-78
D 6	Clemson	H	W	79-66
D 14	Villanova	H	W	60-53
D 17	South Carolina	A	L	51-62
D 21	Pittsburgh ••	A	L	84-87
D 26	Seton Hall	N1	W	69-62
D 27	North Carolina (-/4)	N1	L	62-76
D 28	Wake Forest •	N1	W	79-75
J 4	NYU	A	W	67-60
J 8	Maryland (-/11)	A	L	49-74
J 11	N.C. State (-/13) ••	H	W	76-75
J 27	West Virginia (-/1)	H	W	72-68
J 30	Virginia	H	W	88-71
F 1	Wake Forest	A	W	70-56
F 3	South Carolina	H	W	61-49
F 4	Clemson (13/-)	N2	W	73-57
F 8	North Carolina (13/7)	A	W	91-75
F 11	N.C. State (8/10)	A	W	65-48
F 15	Wake Forest (8/-)	H	W	71-59
F 19	Navy (7/-)	A	W	77-63
F 21	Maryland (7/14)	H	W	68-59
F 25	Virginia (6/-) •••	A	L	68-70
F 28	North Carolina (6/9)	H	W	59-46
M 6	Wake Forest (6/-)	N3	W	51-44
M 7	Maryland (6/17) •	N3	L	65-71

N1 - Dixie Classic, Raleigh, N.C.
N2 - Charlotte, N.C.
N3 - ACC Tournament, Raleigh, N.C.

1958-59
Record: 13-12 ACC: 7-7 (T3rd)

Head Coach: Harold Bradley

D 5	Clemson	A	L	55-56
D 8	Kentucky	H	L	64-78
D 12	West Virginia (-/4)	A	L	63-101
D 15	South Carolina	H	W	68-61
D 19	Pennsylvania	A	W	66-57
D 20	Villanova	A	L	67-74
D 29	Michigan State (-/9)	N1	L	57-82
D 30	Yale	N1	W	56-53
D 31	Louisville	N1	W	57-54
J 5	Wake Forest	A	W	58-57
J 7	Maryland	A	L	33-64
J 10	N.C. State (-/2)	H	L	60-67
J 13	Clemson	H	W	45-41
J 15	Virginia	A	L	67-86
J 17	Maryland	H	W	78-69
J 31	Pittsburgh	H	W	75-66
F 3	South Carolina	A	W	80-72
F 6	North Carolina (-/2)	H	L	80-89
F 10	N.C. State (-/6)	A	L	72-80
F 14	Navy	H	W	64-63
F 17	Wake Forest	H	W	85-78
F 20	Virginia	H	W	71-63
F 28	North Carolina (-/3)	A	L	62-72
M 5	Wake Forest	N2	W	78-71
M 6	North Carolina (-/5)	N2	L	71-74

N1 - Dixie Classic, Raleigh, N.C.
N2 - ACC Tournament, Raleigh, N.C.

1959-60
Record: 17-11 ACC: 7-7 (4th)

Head Coach: Vic Bubas

- ACC Champions
- NCAA Elite Eight

D 1	Georgia Tech	H	L	49-59
D 5	Clemson	H	W	68-59
D 12	South Carolina	A	W	72-70
D 18	Alabama	N1	W	78-60
D 19	Navy	N1	W	76-71
D 28	Utah (16/6)	N2	W	63-52
D 29	North Carolina (18/-)	N2	L	53-75
D 30	Dayton (18/-)	N2	L	63-71
J 4	Bucknell	H	W	72-36
J 9	N.C. State	H	W	47-34
J 12	Clemson	A	W	50-41
J 16	Maryland	H	L	48-56
J 30	South Carolina	H	W	79-65
F 3	Wake Forest	A	L	63-80
F 6	Navy	A	W	58-48
F 9	N.C. State	A	L	53-63
F 13	North Carolina (-/13)	A	L	58-84
F 16	Virginia	H	W	78-66
F 18	Maryland	A	L	61-71
F 20	Wake Forest	H	L	64-83
F 22	Virginia	A	W	79-63
F 27	North Carolina	H	L	50-75

M 3	South Carolina	N3	W	82-69
M 4	North Carolina (-/16)	N3	W	71-69
M 5	Wake Forest (-/18)	N3	W	63-59
M 8	Princeton (18/-)	N4	W	84-60
M 11	St. Joseph's (18/-)	N5	W	58-56
M 12	NYU (18/12)	N5	L	59-74

N1 - Birmingham Classic, Birmingham, Ala.
N2 - Dixie Classic, Raleigh, N.C.
N3 - ACC Tournament, Raleigh, N.C.
N4 - NCAA Tournament, New York, N.Y.
N5 - NCAA Tournament, Charlotte, N.C.

1960-61
Record: 22-6 ACC: 10-4 (3rd)

Head Coach: Vic Bubas

D 3	Louisiana State •	H	W	80-74
D 9	Penn State	N1	W	69-46
D 10	West Virginia	N1	W	66-64
D 12	South Carolina	H	W	107-79
D 15	Clemson (8/-)	A	W	75-58
D 19	Georgia Tech (8/15)	A	W	61-48
D 21	Florida (7/-)	N2	W	83-64
D 29	Wyoming (6/-)	N3	W	86-59
D 30	Marquette (6/-)	N3	W	86-73
D 31	North Carolina (6/11)	N3	L	71-76
J 3	Navy (8/-)	N4	W	78-63
J 7	N.C. State (8/-)	H	W	81-67
J 11	Virginia (8/-) •	A	W	92-90
J 14	Maryland (8/-)	H	W	70-62
J 28	Clemson (5/-)	H	W	79-59
J 31	South Carolina (4/-)	A	W	107-94
F 4	North Carolina (4/5)	H	W	81-77
F 7	N.C. State (3/-)	A	L	59-61
F 9	Wake Forest (3/-)	H	W	100-90
F 14	Wake Forest (3/-)	A	L	89-103
F 16	Maryland (3/-)	A	L	71-76
F 18	Navy (3/-)	A	W	75-73
F 20	Virginia (3/-)	H	W	77-66
F 23	Seton Hall (6/-)	A	W	112-78
F 25	North Carolina (6/7) •	A	L	66-69
M 2	Virginia (9/-)	N5	W	89-54
M 3	South Carolina (9/-)	N5	W	92-75
M 4	Wake Forest (9/-)	N5	L	81-96

N1 - Charlotte, N.C.
N2 - Jacksonville, Fla.
N3 - Dixie Classic, Raleigh, N.C.
N4 - Greensboro, N.C.
N5 - ACC Tournament, Raleigh, N.C.

1961-62
Record: 20-5 ACC: 11-3 (2nd)

Head Coach: Vic Bubas

D 1	Florida (7/-)	H	W	80-58
D 5	Davidson (7/-)	H	W	117-72
D 8	Louisville (7/-)	H	W	86-56
D 11	Clemson (7/-)	H	W	89-66
D 13	South Carolina (7/-)	A	W	76-69
D 15	Duquesne (7/-)	N1	L	61-66
D 16	Arizona (7/-)	N1	W	78-47
D 18	West Virginia (7/-)	A	W	69-65
D 30	Wake Forest (10/-)	N2	W	75-73
J 3	Penn State (8/-)	H	W	95-55
J 6	N.C. State (8/-)	H	L	60-61
J 11	Clemson (10/-)	A	W	104-96
J 13	Maryland (10/-)	H	W	84-68
J 27	Wake Forest (7/-)	H	W	82-68
J 30	South Carolina (6/-)	H	W	89-73
F 3	North Carolina (6/-)	H	W	79-57
F 6	N.C. State (5/-)	A	L	55-71
F 10	Virginia (5/-)	H	W	101-75
F 13	Maryland (7/-)	A	W	79-53
F 15	Wake Forest (7/-)	A	L	79-97
F 17	Navy (7/-)	H	W	91-72
F 19	Virginia (7/-)	A	W	97-71
F 24	North Carolina (8/-)	A	W	82-74
M 1	Maryland (8/-)	N3	W	71-58
M 2	Clemson (8/-)	N3	L	72-77

N1 - Steel Bowl, Pittsburgh, Pa.
N2 - Greensboro, N.C.
N3 - ACC Tournament, Raleigh, N.C.

1962-63
Record: 27-3 ACC: 14-0 (1st)

Head Coach: Vic Bubas

- ACC Champions
- NCAA Final Four

D 1	Davidson (2/-)	H	W	76-68
D 4	South Carolina (2/-)	H	W	95-63
D 8	Maryland (2/-)	H	W	92-56
D 11	Vanderbilt (2/-)	H	W	90-70

D 13	Clemson (2/-)	A	W	92-67
D 15	Louisville (2/-)	A	W	76-75
D 18	Davidson (2/-)	A	L	69-72
D 21	Miami (2/-)	A	L	69-71
D 28	Princeton (8/-)	H	W	85-74
D 29	Wake Forest (8/-)	N1	W	113-87
J 2	Virginia (7/-)	H	W	82-65
J 5	N.C. State (7/-)	H	W	78-52
J 9	Navy (6/-)	A	W	85-70
J 12	Clemson (6/-)	H	W	78-67
J 29	South Carolina (3/-)	A	W	88-70
F 2	North Carolina (3/-)	A	W	77-69
F 6	Wake Forest (3/-)	A	W	97-66
F 9	N.C. State (3/-)	A	W	56-55
F 13	Virginia (3/-)	A	W	79-74
F 16	Wake Forest (3/-)	H	W	73-60
F 19	Maryland (2/-)	A	W	76-70
F 23	North Carolina (2/-)	H	W	106-93
F 28	Virginia (2/-)	N2	W	89-70
M 1	N.C. State (2/-)	N2	W	82-65
M 2	Wake Forest (2/-)	N2	W	68-57
M 15	NYU (2/9)	N3	W	81-76
M 16	St. Joseph's (2/-)	N3	W	73-59
M 22	Loyola, Chicago (2/3)	N4	L	75-94
M 23	Oregon State (2/-)	N4	W	85-63

N1 - Greensboro, N.C.
N2 - ACC Tournament, Raleigh, N.C.
N3 - NCAA Tournament, College Park, Md.
N4 - NCAA Final Four, Louisville, Ky.

1963-64
Record: 26-5 ACC: 13-1 (1st)

Head Coach: Vic Bubas

- ACC Champions
- NCAA Final Four

N 30	Penn State (4/-)	H	W	92-62
D 6	Ohio State (4/7)	N1	W	76-75
D 7	West Virginia (4/-)	N1	W	86-81
D 11	Vanderbilt (3/-) •	A	L	92-97
D 14	Clemson (3/-)	H	W	75-52
D 16	South Carolina (3/-)	A	W	77-70
D 19	Virginia (5/-)	H	W	84-73
D 21	Michigan (5/3)	A	L	67-83
D 30	Auburn (8/-)	N2	W	84-67
D 31	Kentucky (9/1)	N2	L	79-81
J 4	N.C. State (9/-)	H	W	91-70
J 8	Clemson (9/-)	A	W	81-75
J 11	North Carolina (9/-)	H	W	84-64
J 25	Tennessee (8/-) ••	N3	W	67-65
J 30	South Carolina (8/-)	H	W	80-67
F 1	Navy (8/-)	H	W	121-63
F 5	N.C. State (7/-)	A	W	66-48
F 8	Maryland (7/-)	A	W	104-72
F 10	Virginia (7/-)	A	W	80-59
F 15	Davidson (5/4)	H	W	82-75
F 18	Wake Forest (4/-)	A	L	71-72
F 22	Maryland (4/-)	H	W	84-63
F 25	Wake Forest (4/-)	H	W	98-83
F 29	North Carolina (4/-)	A	W	104-69
M 5	N.C. State (4/-)	N4	W	75-44

M 6	North Carolina (4/-)	N4	W	65-49
M 7	Wake Forest (4/-)	N4	W	80-59
M 13	Villanova (3/7)	N5	W	87-73
M 14	Connecticut (3/-)	N5	W	101-54
M 20	Michigan (3/2)	N6	W	91-80
M 21	UCLA (3/1)	N6	L	83-98

N1 - West Virginia Centennial, Morgantown, W.Va.
N2 - Sugar Bowl Tournament, New Orleans, La.
N3 - Greensboro, N.C.
N4 - ACC Tournament, Raleigh, N.C.
N5 - NCAA Tournament, Raleigh, N.C.
N6 - NCAA Final Four, Kansas City, Mo.

1964-65
Record: 20-5 ACC: 11-3 (1st)

Head Coach: Vic Bubas

D 1	Virginia Tech (5/-)	N1	W	98-63
D 5	Michigan (5/1)	H	L	79-86
D 10	Navy (8/-) •	N2	W	93-87
D 12	South Carolina (8/-)	H	W	111-72
D 16	Clemson (6/-)	A	W	80-79
D 19	Virginia (6/-)	A	W	104-91
D 30	Ohio State (8/-) ••	A	W	94-89
J 2	Wake Forest (8/-)	N3	W	91-86
J 5	Penn State (6/-)	H	W	121-88
J 9	North Carolina (6/-)	H	L	62-65
J 12	Clemson (10/-)	H	W	106-81
J 16	Wake Forest (10/-)	H	W	105-77
F 1	Maryland (10/-)	H	W	82-64
F 3	N.C. State (6/-)	A	W	84-74
F 6	West Virginia (6/-)	H	W	109-89
F 9	N.C. State (6/-) •	H	W	78-67
F 11	Virginia (6/-)	H	W	136-72
F 13	Wake Forest (6/-)	A	W	93-80
F 17	South Carolina (6/-)	A	W	87-59
F 20	Notre Dame (6/-)	N4	W	101-88
F 23	Maryland (5/-)	A	L	82-85
F 27	North Carolina (5/-)	A	L	66-71
M 4	South Carolina (8/-)	N5	W	62-60
M 5	Wake Forest (8/-)	N5	W	101-81
M 6	N.C. State (8/-)	N5	L	85-91

N1 - Greensboro, N.C.
N2 - Baltimore, Md.
N3 - Greensboro, N.C.
N4 - Chicago, Ill.
N5 - ACC Tournament, Raleigh, N.C.

1965-66
Record: 26-4 ACC: 12-2 (1st)

Head Coach: Vic Bubas

- ACC Champions
- NCAA Final Four

D 1	Virginia Tech (3/-)	N1	W	112-79
D 4	Clemson (3/-)	H	W	83-68
D 6	South Carolina (3/-)	A	L	71-73
D 10	UCLA (6/1)	H	W	82-66
D 11	UCLA (6/1)	N2	W	94-75
D 14	Furman (1/-)	H	W	102-67
D 18	Virginia (1/-)	A	W	75-72
D 21	Michigan (1/3) •	N3	W	100-93



Visionary coach Vic Bubas (center) built one of the top programs in the nation at Duke in the 1960s.

All-Time Results

D 31	Notre Dame (1/-)	N1	W	95-73
J 1	Wake Forest (1/-)	N1	W	92-76
J 3	Penn State (1/-)	H	W	83-58
J 8	North Carolina (11/-)	A	W	88-77
J 11	Clemson (1/-)	A	W	87-85
J 13	Maryland (1/-)	H	W	76-61
J 15	Wake Forest (1/-)	H	W	101-81
J 29	N.C. State (1/-)	H	W	84-77
F 7	West Virginia (1/-)	A	L	90-94
F 10	N.C. State (2/-)	A	W	78-74
F 12	Virginia (2/-)	H	W	81-55
F 14	South Carolina (2/-)	H	W	41-38
F 19	Maryland (2/-)	A	W	74-69
F 22	Wake Forest (2/-)	A	L	98-99
F 6	North Carolina (2/-)	H	W	77-63
M 3	Wake Forest (3/-)	N4	W	103-73
M 4	North Carolina (3/-)	N4	W	21-20
M 5	N.C. State (3/-)	N4	W	71-66
M 11	St. Joseph's (2/5)	N5	W	76-74
M 12	Syracuse (2/-)	N5	W	91-81
M 18	Kentucky (2/1)	N6	L	79-83
M 19	Utah (2/-)	N6	W	79-77

N1 - Greensboro, N.C.
 N2 - Charlotte, N.C.
 N3 - Detroit, Mich.
 N4 - ACC Tournament, Raleigh, N.C.
 N5 - NCAA Tournament, Raleigh, N.C.
 N6 - NCAA Final Four, College Park, Md.

1966-67 Record: 18-9 ACC: 9-3 (2nd)

Head Coach: Vic Bubas

D 2	Virginia Tech (4/-)	N1	L	71-85
D 3	Michigan (4/-)	H	W	96-75
D 9	UCLA (7/1)	A	L	54-88
D 10	UCLA (7/1)	A	L	87-107
D 13	Vanderbilt	A	W	97-89
D 16	Virginia	H	W	98-82
D 29	Ohio State	N2	L	82-83
D 30	Wake Forest	N2	W	78-73
J 3	Penn State	H	W	89-84
J 7	North Carolina (-/3)	H	L	56-59
J 10	Clemson	H	W	85-61
J 14	Maryland •	A	W	72-69
J 28	N.C. State	H	W	99-60
F 1	Virginia	A	W	100-77
F 4	West Virginia	N2	W	91-75
F 8	N.C. State	A	W	69-65
F 11	Louisiana-Lafayette	H	W	94-83
F 14	Clemson	A	L	68-73
F 18	Maryland	H	W	81-58
F 21	Wake Forest	H	W	97-84
F 25	Notre Dame	N1	W	77-65
F 28	Wake Forest	A	W	113-71
M 4	North Carolina (-/3)	A	L	79-92
M 9	Virginia	N3	W	99-78
M 10	South Carolina	N3	W	69-66
M 11	North Carolina (-/4)	N3	L	73-83
M 13	Southern Illinois	N4	L	63-72

N1 - Charlotte, N.C.
 N2 - Greensboro, N.C.
 N3 - ACC Tournament, Greensboro, N.C.
 N4 - NIT Tournament, New York, N.Y.

1967-68 Record: 22-6 ACC: 11-3 (2nd)

Head Coach: Vic Bubas

D 1	Virginia Tech	N1	W	74-66
D 6	Michigan	A	W	93-72
D 9	Alabama	A	W	86-80
D 13	Virginia	H	W	103-61
D 16	Vanderbilt (-/3)	A	L	75-76
D 19	Princeton	H	W	85-79
D 30	Wake Forest	N1	W	103-76
J 3	Davidson	H	W	89-84
J 6	North Carolina (-/3)	A	L	72-75
J 9	Clemson	H	W	101-79
J 13	Maryland	A	W	84-52
J 27	N.C. State	H	W	82-76
J 30	South Carolina (9/-)	A	L	80-83
F 1	Virginia (9/-)	A	W	90-78
F 6	Maryland	H	W	85-64
F 8	Southern Illinois	N2	W	78-54
F 10	Notre Dame	N3	W	73-67
F 14	Wake Forest (10/-)	H	W	105-65
F 17	Temple (10/-)	H	W	92-57
F 20	Clemson (8/-)	A	W	82-70
F 22	Wake Forest (8/-)	A	W	50-41
F 24	South Carolina (8/-)	H	L	50-56
F 28	N.C. State (10/-)	A	W	71-61

M 2	North Carolina (10/3) •••	H	W	87-86
M 7	Clemson (6/-)	N4	W	43-40
M 8	N.C. State (6/-)	N4	L	10-12
M 14	Oklahoma City (10/-)	N5	W	97-81
M 18	St. Peter's (10/-)	N5	L	71-100

N1 - Greensboro, N.C.
 N2 - New York, N.Y.
 N3 - Chicago, Ill.
 N4 - ACC Tournament, Charlotte, N.C.
 N5 - NIT Tournament, New York, N.Y.

1968-69 Record: 15-13 ACC: 8-6 (T3rd)

Head Coach: Vic Bubas

N 30	Virginia Tech (17/-)	N1	W	87-76
D 2	Alabama (17/-)	H	W	86-48
D 7	Princeton (16/-)	N2	W	81-62
D 9	Michigan (16/-)	H	L	80-90
D 11	Virginia (9/-)	A	L	75-81
D 14	East Tennessee State (9/-)	H	L	63-71
D 20	Wake Forest	N1	L	78-106
D 28	Clemson	H	W	96-70
D 30	Western Kentucky	N3	W	73-72
D 31	Iowa	N3	W	85-82
J 4	North Carolina (-/4)	A	L	70-94
J 8	Wake Forest	A	W	85-81
J 11	Maryland	H	W	96-85
J 25	N.C. State	H	L	74-77
J 28	Temple	A	L	69-73
F 1	South Carolina (-/19)	A	L	57-64
F 5	Clemson	A	W	85-76
F 8	South Carolina	H	L	72-82
F 10	Maryland	A	W	93-83
F 12	Wake Forest	H	W	122-93
F 15	West Virginia	A	L	88-90
F 17	Virginia	H	W	100-81
F 19	Davidson (-/5) •	A	L	80-88
F 26	N.C. State	A	L	73-88
M 1	North Carolina (-/2)	H	W	87-81
M 6	Virginia	N4	W	99-86
M 7	South Carolina (-/13)	N4	W	68-59
M 8	North Carolina (-/4)	N4	L	74-85

N1 - Greensboro, N.C.
 N2 - New York, N.Y.
 N3 - Sugar Bowl Tournament, New Orleans, La.
 N4 - ACC Tournament, Charlotte, N.C.

1969-70 Record: 17-9 ACC: 8-6 (4th)

Head Coach: Bucky Waters

D 1	Virginia Tech ••	N1	W	66-63
D 6	Virginia	H	W	57-45
D 10	Michigan	A	W	73-68
D 13	William & Mary	H	W	84-77
D 15	East Carolina	H	W	80-65
D 19	Dayton	N2	W	72-67
D 20	Kentucky (-/1)	N2	L	76-98
D 23	Wake Forest	N1	W	98-90
J 3	Penn State	H	W	93-43
J 7	Wake Forest (19/-) •	H	W	78-72
J 10	North Carolina (19/4)	A	L	78-86
J 24	N.C. State (16/10)	H	L	76-77
J 28	Maryland	A	L	50-52
J 31	South Carolina (-/4)	H	L	55-67
F 4	Clemson	A	W	92-88
F 7	West Virginia	N1	W	82-70
F 9	Clemson	H	W	91-75
F 11	Wake Forest	A	W	67-65
F 14	South Carolina (-/2)	A	L	65-82
F 18	Davidson (-/9) •	A	W	79-76
F 21	Maryland	H	W	87-76
F 23	Virginia	A	L	57-61
F 25	N.C. State (-/14)	A	W	71-69
F 28	North Carolina (-/19)	H	W	91-83
M 5	Wake Forest	N3	L	7381
M 14	Utah	N4	L	75-78

N1 - Greensboro, N.C.
 N2 - Kentucky Invitational, Lexington, Ky.
 N3 - ACC Tournament, Charlotte, N.C.
 N4 - NIT Tournament, New York, N.Y.

1970-71 Record: 20-10 ACC: 9-5 (3rd)

Head Coach: Bucky Waters

D 1	Princeton (13/-)	N1	W	79-75
D 5	Virginia (13/-)	A	L	70-75
D 7	Michigan (13/-)	H	W	95-74
D 12	South Carolina (-/2)	A	L	78-98
D 15	Virginia Tech	H	W	104-75
D 18	Wake Forest	N2	L	77-83

D 19	North Carolina (-/20)	N2	L	81-83
D 22	Dayton	A	W	70-64
D 26	Santa Clara	H	W	86-80
D 29	Northwestern	N3	W	93-87
D 30	Penn State	N3	W	67-56
J 6	Wake Forest	A	W	68-67
J 9	North Carolina (-/20)	A	L	74-79
J 13	N.C. State	H	L	89-93
J 16	Clemson	A	W	82-56
F 1	South Carolina (-/10)	H	W	82-71
F 6	Maryland	H	L	79-88
F 10	Wake Forest	H	W	83-78
F 13	Maryland	A	W	70-67
F 16	Davidson	N1	W	64-55
F 20	Virginia	H	W	101-69
F 24	N.C. State	A	W	82-78
F 27	Seton Hall	A	W	89-61
M 2	Clemson	H	W	70-60
M 6	North Carolina (-/12)	H	W	92-83
M 11	N.C. State (19/-)	N4	L	61-68
M 20	Dayton	N5	W	68-60
M 22	Tennessee (-/17)	N5	W	78-64
M 25	North Carolina (-/13)	N5	L	67-73
M 27	St. Bonaventure •	N5	L	88-92

N1 - Greensboro, N.C.
 N2 - Big Four Tournament, Greensboro, N.C.
 N3 - Holiday Classic, Greensboro, N.C.
 N4 - ACC Tournament, Greensboro, N.C.
 N5 - NIT Tournament, New York, N.Y.

1971-72 Record: 14-12 ACC: 6-6 (T4th)

Head Coach: Bucky Waters

D 1	Richmond	H	W	54-42
D 4	Virginia	H	L	77-86
D 7	Pennsylvania (-/10) •	H	L	49-50
D 11	East Carolina	H	W	71-62
D 17	N.C. State	N1	L	62-67
D 18	Wake Forest	N1	W	70-58
D 23	Dayton	H	W	68-66
D 27	St. Peter's	N2	L	74-77
D 28	Syracuse	N2	L	72-74
J 5	Virginia Tech	N3	W	83-73
J 12	N.C. State	A	L	58-85
J 15	Clemson	H	W	71-69
J 19	Canisius	H	W	86-58
J 22	North Carolina (-/3)	H	W	76-74
J 26	Wake Forest	H	W	77-66
F 5	Maryland	A	L	58-77
F 9	Wake Forest	A	L	57-62
F 12	William & Mary	H	W	87-69
F 16	Davidson	A	L	72-74
F 19	Virginia (-/6)	A	W	86-76
F 23	N.C. State •	H	W	74-73
F 26	Maryland (-/12)	H	W	68-59
M 1	Clemson	A	L	40-59
M 4	North Carolina (-/3)	A	L	69-93
M 9	N.C. State	N4	W	73-60
M 10	North Carolina (-/3)	N4	L	48-63

N1 - Big Four Tournament, Greensboro, N.C.
 N2 - ECAC Holiday Festival, New York, N.Y.
 N3 - Charlotte, N.C.
 N4 - ACC Tournament, Greensboro, N.C.

1972-73 Record: 12-14 ACC: 4-8 (T4th)

Head Coach: Bucky Waters

D 2	William & Mary	H	W	98-74
D 8	Santa Clara	N1	W	69-65
D 9	San Francisco	N1	L	68-72
D 12	East Carolina	H	W	108-74
D 15	North Carolina (-/11)	N2	L	86-91
D 16	Wake Forest	N2	W	80-67
D 27	UNLV	N3	L	83-89
D 28	Purdue	N3	L	77-82
D 30	Harvard	H	W	102-76
J 3	Virginia •	A	L	74-80
J 6	Wake Forest	A	L	80-83
J 10	N.C. State	A	L	87-94
J 13	Clemson	H	W	75-73
J 17	Davidson	A	W	78-75
J 20	North Carolina (-/4)	A	L	71-82
J 24	Richmond	A	W	70-66
J 27	Georgia Tech	A	L	86-88
F 3	Maryland (-/3)	H	W	85-81
F 7	Wake Forest	H	W	84-71
F 13	Virginia	H	W	90-66
F 17	Notre Dame	H	W	86-74
F 21	N.C. State	H	L	50-74
F 24	Maryland (-/8)	A	L	68-96

F 28	Clemson	A	L	50-75
M 3	North Carolina (-/7)	H	L	70-72
M 8	Virginia	N4	L	55-59

N1 - Cable Car Classic, San Francisco, Calif.
 N2 - Big Four Tournament, Greensboro, N.C.
 N3 - Las Vegas Classic, Las Vegas, Nev.
 N4 - ACC Tournament, Greensboro, N.C.

1973-74 Record: 10-16 ACC: 2-10 (7th)

Head Coach: Neill McGeachy

D 1	East Carolina	H	W	82-69
D 3	William & Mary	A	W	93-79
D 8	Virginia	A	L	82-104
D 10	Appalachian State	H	W	83-53
D 26	Western Kentucky	N1	W	75-69
D 27	Florida	N1	L	60-77
D 29	Yale	H	W	105-80
J 4	Wake Forest	N2	L	61-64
J 5	North Carolina (-/4)	N2	L	75-84
J 12	Pittsburgh	A	L	46-62
J 16	Clemson	H	W	63-50
J 19	North Carolina (-/5)	H	L	71-73
J 23	Wake Forest	H	L	71-90
J 26	Princeton	A	W	73-65
J 30	Davidson	H	W	89-72
F 2	Maryland (-/6)	A	L	83-104
F 4	N.C. State	H	L	78-92
F 6	Wake Forest	A	L	67-74
F 9	Notre Dame (-/3)	A	L	68-87
F 13	Virginia	H	W	88-78
F 16	Georgia Tech	H	W	70-60
F 20	N.C. State	A	L	87-113
F 23	Maryland (-/5)	H	L	61-64
F 27	Clemson	A	L	68-74
M 2	North Carolina (-/4) •	A	L	92-96
M 7	Maryland (-/4)	N3	L	66-85

N1 - Gator Bowl Classic, Jacksonville, Fla.
 N2 - Big Four Tournament, Greensboro, N.C.
 N3 - ACC Tournament, Greensboro, N.C.

1974-75 Record: 13-13 ACC: 2-10 (T6th)

Head Coach: Bill Foster

N 30	Cornell	H	W	100-62
D 4	East Carolina	H	W	79-73
D 20	Louisiana State	N1	L	95-105
D 21	Princeton	N1	W	

All-Time Results

J17	North Carolina (-/7)	H	L	87-89
J19	Virginia Tech	N3	W	79-72
J21	Wake Forest •	H	W	97-93
J24	N.C. State (-/11)	A	L	101-106
J27	Davidson	H	W	94-79
J31	West Virginia	H	W	86-77
F4	Wake Forest	A	L	87-89
F7	Maryland (-/5)	A	L	91-102
F11	Virginia	A	L	90-94
F14	St. Joseph's	A	W	85-73
F18	N.C. State (-/12)	H	L	95-96
F21	Maryland (-/7)	H	W	69-67
F25	Clemson	H	L	89-90
F28	North Carolina (-/4)	A	L	71-91
M4	Maryland (-/9) •	N4	L	78-80

N1 - Holiday Doubleheader, Raleigh, N.C.

N2 - Big Four Tournament, Greensboro, N.C.

N3 - Greensboro, N.C.

N4 - ACC Tournament, Landover, Md.

1976-77

Record: 14-13 ACC: 2-10 (T6th)

Head Coach: Bill Foster

N26	Wake Forest	N1	L	80-81
N27	N.C. State (-/15)	N1	W	84-82
N30	Johns Hopkins	H	W	85-66
D4	Washington	H	W	83-81
D7	Tennessee (-/15)	A	W	81-78
D11	Richmond	H	W	65-63
D14	Connecticut •	N2	W	64-62
D29	East Carolina	N3	W	88-65
D30	Rice	N3	W	87-77
J5	Davidson	A	W	102-51
J10	Lafayette	H	W	93-77
J12	Clemson (-/17) •	H	L	73-80
J15	North Carolina (-/5)	A	L	68-77
J17	Virginia •	A	W	82-74
J19	Wake Forest (-/9)	A	L	73-85
J22	N.C. State	H	L	78-79
J29	West Virginia	A	L	65-70
J31	Duquesne	A	W	76-49
F2	Wake Forest (-/5)	H	L	80-89
F5	Maryland •	H	L	64-65
F9	Virginia	H	W	65-49
F12	St. Joseph's	H	W	72-62
F16	N.C. State (-/19)	A	L	74-92
F19	Maryland	A	L	72-85
F23	Clemson (-/19)	A	L	63-67
F26	North Carolina (-/9)	H	L	71-84
M3	Clemson (-/18)	N4	L	74-82

N1 - Big Four Tournament, Greensboro, N.C.

N2 - New York, N.Y.

N3 - Holiday Doubleheader, Raleigh, N.C.

N4 - ACC Tournament, Greensboro, N.C.

1977-78

Record: 27-7 ACC: 8-4 (2nd)

Head Coach: Bill Foster

- ▶ ACC Champions
- ▶ NCAA Final Four

N26	Johns Hopkins	H	W	95-49
N29	Washington College	H	W	110-66
D2	North Carolina (-/2)	N1	L	66-79
D3	Wake Forest (-/18)	N1	W	97-84
D8	Southern Methodist	A	W	91-67



Jim Spanarkel led Duke to an ACC title and the Final Four in 1978.

D10	Southern Cal •	A	L	81-87
D13	Chicago	H	W	99-61
D28	Duquesne	N2	W	74-65
D29	St. Joseph's	N2	W	74-61
J2	Virginia Tech	A	W	86-79
J4	Maryland	A	W	88-78
J7	N.C. State	A	L	50-74
J9	Lehigh	H	W	105-63
J11	Clemson	A	W	107-85
J14	North Carolina (-/2)	H	W	92-84
J18	Wake Forest (17/-)	H	W	81-72
J21	La Salle (17/-)	A	W	91-81
J25	Virginia (11/18)	A	L	73-74
J28	East Carolina (11/-)	H	W	105-82
F2	Wake Forest (17/-)	A	L	60-79
F8	Virginia (-/13)	H	W	100-75
F11	Davidson	H	W	104-88
F15	N.C. State (20/-)	H	W	76-64
F18	Maryland (20/-)	H	W	81-70
F22	Clemson (13/-)	H	W	78-62
F25	North Carolina (13/8)	A	L	83-87
M1	Clemson (15/-)	N3	W	83-72
M2	Maryland (15/-)	N3	W	81-69
M4	Wake Forest (15/-)	N3	W	85-77
M12	Rhode Island (8/-)	N4	W	63-62
M17	Pennsylvania (7/20)	N5	W	84-80
M19	Villanova (7/-)	N5	W	90-72
M25	Notre Dame (7/6)	N6	W	90-86
M27	Kentucky (7/1)	N6	L	88-94

N1 - Big Four Tournament, Greensboro, N.C.

N2 - Raleigh, N.C.

N3 - ACC Tournament, Greensboro, N.C.

N4 - NCAA Tournament, Charlotte, N.C.

N5 - NCAA Tournament, Providence, R.I.

N6 - NCAA Final Four, St. Louis, Mo.

1978-79

Record: 22-8 ACC: 9-3 (T1st)

Head Coach: Bill Foster

N25	Western Kentucky (1/-)	A	W	78-53
N27	Southern Methodist (1/-)	H	W	86-80
D1	N.C. State (1/6)	N1	W	65-63
D2	North Carolina (1/14)	N1	W	78-68
D5	La Salle (1/-)	H	W	66-42
D13	Southern Cal (1/12)	H	W	79-65
D29	Ohio State (1/-)	N2	L	84-90
D30	St. John's (1/-)	N2	L	66-69
J2	Davidson (1/-)	A	W	77-59
J5	Long Beach State (5/15)	N3	W	79-78
J6	Tulane (5/-)	N3	W	74-64
J10	Clemson (7/-)	H	W	73-54
J13	North Carolina (7/3)	A	L	68-74
J18	Wake Forest (8/-)	H	W	81-69
J21	N.C. State (8/14)	A	W	75-69
J24	Virginia (7/-)	A	W	84-66
J28	Marquette (7/13)	H	W	69-64
J31	Wake Forest (3/-)	A	W	75-60
F3	Maryland (3/17)	H	W	87-78
F6	Virginia (3/-)	H	W	64-63
F10	Pittsburgh (3/-)	H	L	69-71
F14	N.C. State (5/-)	H	W	66-48
F16	Maryland (5/-)	A	L	68-70
F18	Louisville (5/9)	N4	W	88-72
F21	Clemson (6/-)	A	L	49-70
F24	North Carolina (6/4)	H	W	47-40
M1	Wake Forest (5/-)	N5	W	58-56
M2	N.C. State (5/-)	N5	W	62-59
M3	North Carolina (5/7)	N5	L	63-71
M11	St. John's (6/-)	N6	L	78-80

N1 - Big Four Tournament, Greensboro, N.C.

N2 - ECAC Holiday Tournament, New York, N.Y.

N3 - Holiday Doubleheader, Raleigh, N.C.

N4 - Charlotte, N.C.

N5 - ACC Tournament, Greensboro, N.C.

N6 - NCAA Tournament, Raleigh, N.C.

1979-80

Record: 24-9 ACC: 7-7 (T5th)

Head Coach: Bill Foster

- ▶ ACC Champions
- ▶ NCAA Elite Eight

N17	Kentucky (3/2) •	N1	W	82-76
N30	Wake Forest (3/-)	N2	W	72-70
D1	North Carolina (3/6)	N2	W	86-74
D5	Princeton (2/-)	H	W	81-45
D8	East Carolina (2/-)	H	W	92-73
D11	Pennsylvania (2/-)	A	W	70-57
D21	Boston College (1/-)	N3	W	70-64
D22	Providence (1/-)	N3	W	82-78
D28	Vermont (1/-)	*H	W	92-67

D29	Cincinnati (1/-) •	*H	W	87-75
J5	Colgate (1/-)	H	W	73-44
J7	Georgia Tech (1/-)	H	W	55-42
J9	Clemson (1/18) •	A	L	82-87
J12	North Carolina (1/15)	H	L	67-82
J16	Wake Forest (5/-)	H	W	67-66
J19	N.C. State (5/16)	H	W	67-56
J21	Georgia Tech (5/-)	A	W	56-49
J23	Virginia (3/17)	H	L	84-90
J26	Pittsburgh (3/-)	A	W	78-69
J30	Wake Forest (5/-)	A	W	82-61
F2	Maryland (5/12)	A	L	82-101
F6	Virginia (10/18)	A	L	69-73
F10	Marquette (10/-)	N4	L	77-80
F13	N.C. State (16/-)	A	L	59-76
F16	Maryland (16/8)	H	W	66-61
F20	Clemson (17/12) •	H	W	87-82
F23	North Carolina (17/8)	A	L	71-96
F28	N.C. State (-/19)	N5	W	68-62
F29	North Carolina (-/10)	N5	W	75-61
M1	Maryland (-/7)	N5	W	73-72
M8	Pennsylvania (14/-)	N6	W	52-42
M13	Kentucky (14/4)	N7	W	55-54
M15	Purdue (14/20)	N7	L	60-68

*H - Iron Duke Classic, Durham, N.C.

N1 - Tip Off Classic, Springfield, Mass.

N2 - Big Four Tournament, Greensboro, N.C.

N3 - Industrial National Classic, Providence, R.I.

N4 - Madison, Wis.

N5 - ACC Tournament, Greensboro, N.C.

N6 - NCAA Tournament, West Lafayette, Ind.

N7 - NCAA Tournament, Lexington, Ky.

1980-81

Record: 17-13 ACC: 6-8 (T5th)

Head Coach: Mike Krzyzewski

N29	Stetson	H	W	67-49
D2	South Florida	A	W	83-72
D5	North Carolina (-/10)	N1	L	76-78
D6	N.C. State	N1	L	60-74
D9	Vanderbilt •	A	W	72-69
D12	Virginia (-/6)	H	L	79-91
D19	Brown	*H	W	91-60
D20	Detroit	*H	W	111-71
D22	Pennsylvania	H	W	88-82
D28	New Orleans	N2	W	77-63
D29	Tennessee	N2	L	69-90
J10	Maryland (-/8)	A	L	79-94
J14	Wake Forest (-/5)	H	L	73-76
J17	North Carolina (-/17)	A	L	65-80
J19	George Mason	H	W	60-51
J21	N.C. State	A	W	56-47
J24	Clemson (-/19)	H	W	75-57
J27	Rutgers	A	W	53-51
J31	Virginia (-/1)	A	L	47-68
F4	Georgia Tech	A	W	82-68
F7	Maryland (-/13)	H	W	55-54
F14	Wake Forest (-/7)	A	L	52-58
F19	N.C. State	H	L	51-52
F21	Georgia Tech	H	W	83-56
F25	Clemson •	A	L	52-54
F28	North Carolina (-/11) •	H	W	66-65
M5	Maryland (-/20)	N3	L	53-56
M12	N. C. A&T	**H	W	79-69
M16	Alabama	**H	W	75-70
M20	Purdue	N4	L	69-81

*H - Iron Duke Classic, Durham, N.C.

**H - NIT Tournament, Durham, N.C.

N1 - Big Four Tournament, Greensboro, N.C.

N2 - Sugar Bowl Tournament, New Orleans, La.

N3 - ACC Tournament, Landover, Md.

N4 - NIT Tournament, West Lafayette, Ind.

1981-82

Record: 10-17 ACC: 4-10 (T6th)

Head Coach: Mike Krzyzewski

N28	Vanderbilt ••	H	L	75-76
D2	La Salle	H	W	61-55
D5	Appalachian State	H	L	70-75
D9	Virginia (-/5)	A	L	83-92
D12	Princeton	A	L	55-72
D22	East Carolina	H	W	70-57
D29	Davidson	*H	L	73-75
D30	Auburn	*H	W	72-71
J2	Louisville (-/14)	A	L	61-99
J6	Rutgers	H	W	80-61
J9	Maryland	H	L	36-40
J13	Wake Forest	A	L	48-58
J16	North Carolina (-/1)	H	L	63-73
J20	N.C. State (-/14)	H	W	49-48

J23	Clemson	A	W	50-44
J27	Holy Cross	N1	W	66-60
J30	Virginia (-/3)	H	L	65-77
F3	Georgia Tech	H	W	47-46
F6	Maryland	A	L	60-77
F8	UNC Wilmington •	H	W	67-57
N16	Army (3/-)	A	W	78-45
F10	Stetson	A	L	81-88
F13	Wake Forest (-/16)	H	L	71-86
F16	N.C. State	A	L	56-72
F20	Georgia Tech	A	L	78-87
F24	Clemson •••	H	W	73-72
F27	North Carolina (-/2)	A	L	66-84
M5	Wake Forest (-/16)	N2	L	53-88

*H - Iron Duke Classic, Durham, N.C.

N1 - East Rutherford, N.J.

N2 - ACC Tournament, Greensboro, N.C.

1982-83

Record: 11-17 ACC: 3-11 (7th)

Head Coach: Mike Krzyzewski

N27	East Carolina	H	W	70-65
N29	Appalachian State	H	W	73-57
D2	Colorado	A	L	70-79
D4	California	A	L	71-76
D8	Virginia (-/1)	H	L	91-104
D11	Vanderbilt	A	L	65-74
D14	Davidson	H	W	63-60
D29	New Hampshire	H	W	84-48
J3	George Mason	H	W	90-79
J5	Wagner	H	L	77-84
J8	La Salle	A	W	61-60
J12	Louisville (-/9)	H	L	76-91
J15	Maryland	A	W	86-67
J19	Wake Forest	H	L	84-88
J22	North Carolina (-/3)	A	L	8

All-Time Results

N1 - Rainbow Classic, Honolulu, Hawaii.
 N2 - ACC Tournament, Greensboro, N.C.
 N3 - NCAA Tournament, Pullman, Wash.

1984-85

Record: 23-8

ACC: 8-6 (T4th)

Head Coach: Mike Krzyzewski

N26	St. Louis (6/-)	A	W	97-64
N28	William & Mary (4/-)	H	W	92-60
D1	St. Joseph's (4/-)	H	W	59-46
D5	Appalachian State (4/-)	H	W	98-64
D8	Virginia (4/-)	H	W	78-65
D17	Davidson (3/-)	H	W	82-65
D19	Northwestern (2/-)	A	W	76-55
D28	Alabama-Birmingham (2/-)	N1	W	76-62
D29	Southern Cal (2/-)	N1	W	75-73
J5	Virginia (2/-)	A	W	63-58
J9	East Carolina (2/-)	H	W	87-63
J12	Washington (2/-)	H	W	71-59
J14	Maryland (2/-)	A	L	76-78
J17	Wake Forest (2/-)	H	L	89-91
J19	North Carolina (2/6)	A	W	93-77
J23	N.C. State (5/-)	A	L	71-89
J26	Clemson (5/-)	A	W	100-83
J30	Wake Forest (6/-)	A	W	76-70
F4	Harvard (6/-)	H	W	82-53
F6	Georgia Tech (5/10)	A	L	71-81
F9	Maryland (5/-)	H	W	70-62
F13	Stetson (7/-)	H	W	94-51
F16	Notre Dame (7/-)	N2	W	81-69
F20	N.C. State (6/-)	H	L	66-70
F23	Georgia Tech (6/8)	H	W	67-62
F27	Clemson (5/-)	H	W	90-73
M2	North Carolina (5/8)	H	L	68-78
M8	Maryland (7/-)	N3	W	86-73
M9	Georgia Tech (7/9)	N3	L	64-75
M15	Pepperdine (10/-)	N4	W	75-62
M17	Boston College (10/-)	N4	L	73-74

N1 - Trojan-Bud Light Classic, Los Angeles, Calif.

N2 - East Rutherford, N.J.

N3 - ACC Tournament, Atlanta, Ga.

N4 - NCAA Tournament, Houston, Texas.

1985-86

Record: 37-3

ACC: 12-2 (1st)

Head Coach: Mike Krzyzewski

► ACC Champions

► NCAA Final Four

N21	Lamar (6/-)	N1	W	66-62
N24	Ala.-Birmingham (6/16)	N1	W	66-54
N26	William & Mary (6/-)	A	W	84-61
N29	St. John's (6/18)	N2	W	71-70
D1	Kansas (6/5)	N2	W	92-86
D2	East Carolina (6/-)	H	W	98-66
D4	Vanderbilt (3/-)	A	W	84-74
D7	Virginia (3/-)	H	W	72-64
D18	Davidson (3/-)	A	W	69-52
D28	Appalachian State (3/-)	H	W	88-46
D30	Northwestern (3/-)	H	W	78-55
J4	Maryland (3/-)	A	W	81-75
J8	St. Louis (3/-)	H	W	84-58
J11	N.C. State (3/-)	H	W	74-64
J13	St. Joseph's (3/-)	A	W	87-66
J16	Wake Forest (3/-)	H	W	92-63
J18	North Carolina (3/1)	A	L	92-95
J21	Georgia Tech (2/4)	A	L	80-87
J25	Maryland (2/-)	H	W	80-68
J27	Harvard (2/-)	H	W	89-52
J29	Clemson (5/-)	H	W	89-78
F1	Wake Forest (5/-)	A	W	68-58
F6	Virginia (4/-)	A	W	77-65
F9	Georgia Tech (4/2)	H	W	75-59
F11	Stetson (2/-)	A	W	85-66
F15	N.C. State (2/17)	A	W	72-70
F16	Notre Dame (2/14)	H	W	75-74
F19	Miami (2/-)	H	W	104-82
F22	Oklahoma (2/10)	H	W	93-84
F26	Clemson (1/-)	A	W	77-69
M2	North Carolina (1/3)	H	W	82-74
M7	Wake Forest (1/-)	N3	W	68-60
M8	Virginia (1/-)	N3	W	75-70
M9	Georgia Tech (1/6)	N3	W	68-67
M13	Miss Valley State (1/-)	N4	W	85-78
M15	Old Dominion (1/-)	N4	W	89-61
M21	DePaul (1/-)	N5	W	74-67
M23	Navy (1/17)	N5	W	71-50
M29	Kansas (1/2)	N6	W	71-67
M31	Louisville (1/7)	N6	L	69-72

N1 - Big Apple NIT, Houston, Texas.

N2 - Big Apple NIT, New York, N.Y.

N3 - ACC Tournament, Greensboro, N.C.

N4 - NCAA Tournament, Greensboro, N.C.

N5 - NCAA Tournament, East Rutherford, N.J.

N6 - NCAA Final Four, Dallas, Texas.

1986-87

Record: 24-9

ACC: 9-5 (3rd)

Head Coach: Mike Krzyzewski

► NCAA Sweet 16

N28	BYU-Hawaii	N1	W	85-68
N29	Illinois (-/14)	N1	L	62-69
D3	East Carolina	H	W	103-65
D6	Vanderbilt	H	W	78-66
D8	Davidson	H	W	95-65
D13	Alabama (-/18)	N2	W	76-67
D22	Miami	A	W	74-67
D29	Appalachian State	H	W	80-50
D30	Northwestern (20/-)	H	W	106-55
J3	Virginia (20/-)	A	W	70-63
J5	William & Mary (20/-)	H	W	82-46
J7	St. Joseph's (17/-)	H	W	93-83
J10	North Carolina (17/3)	H	L	77-85
J14	Maryland (14/-)	A	W	85-61
J17	Wake Forest (14/-)	H	W	69-49
J21	N.C. State (12/20)	A	L	74-87
J24	Clemson (12/10)	A	W	105-103
J26	Cornell (12/-)	H	W	85-59
J29	Georgia Tech (13/-)	A	L	66-75
J31	Wake Forest (13/-)	A	W	62-60
F2	Stetson (13/-)	H	W	62-59
F4	Virginia (16/-)	H	W	75-61
F7	Maryland (16/-)	H	W	76-67
F10	Harvard (15/-)	A	W	98-86
F15	Notre Dame (15/-)	A	L	66-70
F19	N.C. State (17/-)	H	W	66-50
F21	Georgia Tech (17/-)	H	L	72-79
F26	North Carolina (17/2)	A	L	71-77
F28	Clemson (17/13)	H	W	65-59
M6	N.C. State (14/-)	N3	L	64-71
M12	Texas A&M (17/-)	N4	W	58-51
M14	Xavier (17/-)	N4	W	65-60
M20	Indiana (17/3)	N5	L	82-88

N1 - BYU-Hawaii Thanksgiving Classic, Laie, Hawaii.

N2 - East Rutherford, N.J.

N3 - ACC Tournament, Landover, Md.

N4 - NCAA Tournament, Indianapolis, Ind.

N5 - NCAA Tournament, Cincinnati, Ohio.

1987-88

Record: 28-7

ACC: 9-5 (3rd)

Head Coach: Mike Krzyzewski

► ACC Champions

► NCAA Final Four

N28	Appalachian State (15/-)	H	W	110-74
N30	East Carolina (15/-)	H	W	94-45
D3	Northwestern (13/-)	A	W	79-57
D9	Davidson (10/-)	A	W	105-71
D21	Harvard (10/-)	H	W	121-62
D29	Florida (9/8)	N1	W	93-70
D30	Arizona (9/1)	A	L	85-91
J4	William & Mary (9/-)	H	W	101-70
J6	Miami (9/-)	H	W	107-69
J9	Virginia (9/-)	A	W	77-59
J14	St. Louis (7/-)	H	W	69-53
J16	Maryland (7/-)	H	L	69-72
J21	North Carolina (9/2)	A	W	70-69
J23	Wake Forest (9/-)	A	W	103-70
J25	Stetson (9/-)	A	W	81-78
F1	Clemson (5/-)	H	W	101-63
F3	Georgia Tech (4/-)	H	W	78-65
F6	N.C. State (4/-)	H	L	74-77
F7	Notre Dame (4/-)	H	W	70-61
F11	Wake Forest (8/-)	H	W	98-67
F13	Maryland (8/-)	A	W	90-83
F17	Virginia (6/-)	H	W	73-54
F20	Kansas (6/-)	A	W	74-70
F24	N.C. State (5/18)	A	L	78-89
F28	Georgia Tech (5/20)	A	L	87-91
M2	Clemson (9/-)	A	L	77-79
M6	North Carolina (9/6)	H	W	96-81
M11	Virginia (8/-)	N2	W	60-48
M12	N.C. State (8/11)	N2	W	73-71
M13	North Carolina (8/9)	N2	W	65-61
M17	Boston U. (5/-)	N3	W	85-69
M19	Southern Methodist (5/-)	N3	W	94-79
M24	Rhode Island (5/-)	N4	W	73-72
M26	Temple (5/1)	N4	W	63-53
A2	Kansas (5/-)	N5	L	59-66

N1 - Fiesta Bowl Classic, Tucson, Ariz.

N2 - ACC Tournament, Greensboro, N.C.

N3 - NCAA Tournament, Chapel Hill, N.C.

N4 - NCAA Tournament, East Rutherford, N.J.

N5 - NCAA Final Four, Kansas City, Mo.

1988-89

Record: 28-8

ACC: 9-5 (2nd)

Head Coach: Mike Krzyzewski

► NCAA Final Four

N19	Kentucky (1/-)	N1	W	80-55
N26	The Citadel (1/-)	H	W	93-52
N30	East Carolina (1/-)	H	W	95-46
D3	Northwestern (1/-)	H	W	86-62
D5	Stetson (1/-)	H	W	90-62
D10	Miami (1/-)	A	W	117-102
D21	Wake Forest (1/-)	H	W	94-88
D29	Cornell (1/-)	H	W	94-59
J3	Washington (1/-)	A	W	87-61
J5	Davidson (1/-)	H	W	101-53
J7	Virginia (1/-)	A	W	84-76
J11	William & Mary (1/-)	H	W	100-38
J14	Maryland (1/-)	A	W	82-72
J18	North Carolina (1/13)	H	L	71-91
J21	Wake Forest (1/-)	A	L	71-75
J26	N.C. State (8/15)	A	L	73-88
J29	Clemson (8/-)	H	W	92-62
F2	Georgia Tech (12/-)	A	L	76-81
F5	Notre Dame (12/-)	A	W	102-80
F8	Virginia (14/-)	H	W	85-66
F11	Maryland (14/-)	H	W	86-60
F14	Harvard (11/-)	A	W	98-59
F18	Kansas (11/-)	H	W	102-77
F20	Georgia Tech (11/-)	H	W	91-66
F23	N.C. State (9/17)	H	W	86-65
F26	Arizona (9/2)	N2	L	75-77
M1	Clemson (9/-)	A	L	74-79
M5	North Carolina (9/5)	A	W	88-86
M10	Wake Forest (7/-)	N3	W	88-64
M11	Virginia (7/-)	N3	W	69-58
M12	North Carolina (7/9)	N3	L	74-77
M16	S.C. State (9/-)	N4	W	90-69
M18	West Virginia (9/17)	N4	W	70-63
M24	Minnesota (9/-)	N5	W	87-70
M26	Georgetown (9/2)	N5	W	85-77
A1	Seton Hall (9/11)	N6	L	78-95

N1 - Tipoff Classic, Springfield, Mass.

N2 - East Rutherford, N.J.

N3 - ACC Tournament, Atlanta, Ga.

N4 - NCAA Tournament, Greensboro, N.C.

N5 - NCAA Tournament, East Rutherford, N.J.

N6 - NCAA Final Four, Seattle, Wash.

1989-90

Record: 29-9

ACC: 9-5 (2nd)

Head Coach: Mike Krzyzewski

► NCAA Final Four

N25	Harvard (10/-)	H	W	130-54
N29	Canisius (7/-)	H	W	102-66
D2	Northwestern (7/-)	A	W	103-77
D6	Syracuse (6/1)	N1	L	76-78
D9	Michigan (6/8)	A	L	108-113
D21	Davidson (12/-)	A	W	89-44
D23	Washington (12/-)	H	W	74-64
D28	Drake (13/-)	N2	W	101-77
D29	Cincinnati (13/-)	N2	W	95-83
D30	Hawaii (13/-)	N2	W	87-75
J3	The Citadel (13/-)	H	W	108-69
J6	Virginia (13/-)	H	W	76-68
J11	Georgia Tech (10/9)	A	W	96-91
J13	Maryland (10/-)	H	W	91-80
J17	North Carolina (8/-)	A	L	60-79
J20	Wake Forest (8/-)	A	W	97-69
J22	William & Mary (8/-)	A	W	109-76
J24	N.C. State (8/-)	H	W	85-82
J28	Georgia Tech (8/13)	H	W	88-86
J31	Clemson (5/-)	H	W	94-80
F4	Notre Dame (5/-)	H	W	88-76
F8	Virginia (4/-)	A	L	69-72
F10	Maryland (4/-)	A	W	114-111
F12	Stetson (4/-)	A	W	102-67
F14	East Carolina (6/-)	H	W	84-51
F18	Wake Forest (6/-)	H	W	71-56
F21	N.C. State (3/-)	A	L	71-76
F25	Arizona (3/21)	H	W	78-76
F28	Clemson (5/20)	A	L	93-97
M4	North Carolina (5/-)	H	L	75-87
M9	Maryland (12/-)	N3	W	104-84
M10	Georgia Tech (12/14)	N3	L	72-83
M16	Richmond (15/-)	N4	W	81-46

M18	St. John's (15/-)	N4	W	76-72
M22	UCLA (15/-)	N5	W	90-81
M24	Connecticut (15/3)	N5	W	79-78
M31	Arkansas (15/7)	N6	W	97-83
A2	UNLV (15/2)	N6	L	73-103

N1 - ACC/Big East Challenge, Greensboro, N.C.

N2 - Rainbow Classic, Honolulu, Hawaii.

N3 - ACC Tournament, Charlotte, N.C.

All-Time Results

F 23	Wake Forest (1/-)	A	L	68-72
F 26	Virginia (1/-)	H	W	76-67
M 1	UCLA (1/4)	A	W	75-65
M 4	Clemson (1/-)	A	W	98-97
M 8	North Carolina (1/16)	H	W	89-77
M 13	Maryland (1/-)	N2	W	94-87
M 14	Georgia Tech (1/-)	N2	W	89-76
M 15	North Carolina (1/20)	N2	W	94-74
M 19	Campbell (1/-)	N3	W	82-56
M 21	Iowa (1/-)	N3	W	75-62
M 26	Seton Hall (1/19)	N4	W	81-69
M 28	Kentucky (1/6)	N4	W	104-103
A 4	Indiana (1/5)	N5	W	81-78
A 6	Michigan (1/15)	N5	W	71-51

N1 - ACC/Big East Challenge, Greensboro, N.C.
 N2 - ACC Tournament, Charlotte, N.C.
 N3 - NCAA Tournament, Greensboro, N.C.
 N4 - NCAA Tournament, Philadelphia, Pa.
 N5 - NCAA Final Four - Minneapolis, Minn.

1992-93

Record: 24-8 ACC: 10-6 (T3rd)

Head Coach: Mike Krzyzewski

D 1	Canisius (4/-)	H	W	110-62
D 5	Michigan (4/1)	H	W	79-68
D 7	Northeastern (1/-)	H	W	103-72
D 12	Rutgers (1/-)	N1	W	88-79
D 21	DePaul (1/-)	N2	W	89-73
D 22	Louisiana State (1/-)	N2	W	96-67
D 23	Brigham Young (1/-)	N2	W	89-66
D 30	Boston U. (1/-)	H	W	106-72
J 4	Oklahoma (1/11)	H	W	88-84
J 6	Clemson (1/-)	H	W	110-67
J 10	Georgia Tech (1/10)	A	L	79-80
J 13	Wake Forest (3/-)	A	W	86-59
J 16	Iowa (3/13)	H	W	65-56
J 17	Virginia (3/14)	H	L	69-77
J 21	N.C. State (6/-)	H	W	92-56
J 24	Florida State (6/-)	A	L	88-89
J 26	San Francisco (7/-)	H	W	117-73
J 30	Maryland (7/-)	A	W	78-62
F 3	North Carolina (5/6)	H	W	81-67
F 6	Notre Dame (5/-)	A	W	67-50
F 8	Clemson (3/-)	A	W	93-84
F 10	Georgia Tech (3/-)	H	W	73-63
F 13	Wake Forest (3/9)	H	L	86-98
F 18	Virginia (7/23)	A	L	55-58
F 21	N.C. State (7/-)	A	W	91-82
F 24	Florida State (9/6)	H	W	98-75
F 28	UCLA (9/-)	H	W	78-67
M 3	Maryland (6/-)	H	W	95-79
M 7	North Carolina (6/1)	A	L	69-83
M 12	Georgia Tech (8/-)	N3	L	66-69
M 18	Southern Illinois (10/-)	N4	W	105-70
M 20	California (10/-)	N4	L	77-82

N1 - East Rutherford, N.J.
 N2 - Maui Invitational, Lahaina, Hawaii.
 N3 - ACC Tournament, Charlotte, N.C.
 N4 - NCAA Tournament, Chicago, Ill.

1993-94

Record: 28-6 ACC: 12-4 (1st)

Head Coach: Mike Krzyzewski

► NCAA Final Four

N 27	Northeastern (4/-)	H	W	86-72
D 1	The Citadel (6/-)	H	W	78-63
D 4	Xavier (6/-)	H	W	82-60
D 6	S.C. State (4/-)	H	W	97-61
D 11	Michigan (4/3)	A	W	73-63
D 22	Iowa (3/-)	A	W	79-76
D 30	Western Carolina (3/-)	H	W	87-67
J 5	Clemson (3/-)	A	W	71-65
J 8	Georgia Tech (3/12)	H	W	88-71
J 10	Brown (2/-)	H	W	89-71
J 13	Wake Forest (2/-)	H	L	68-69
J 15	Virginia (2/-)	A	W	66-58
J 20	N.C. State (5/-)	A	W	92-65
J 22	Florida State (5/-)	H	W	106-79
J 26	Notre Dame (2/-)	H	W	74-72
J 29	Maryland (2/18)	H	W	75-62
F 3	North Carolina (1/2)	A	L	78-89
F 5	Clemson (1/-)	H	W	78-74
F 8	Georgia Tech (2/-)	A	W	66-63
F 13	Wake Forest (2/-)	A	L	69-78
F 16	Virginia (6/-)	H	W	84-54
F 20	N.C. State (6/-)	H	W	85-58
F 23	Florida State (2/-)	A	W	84-72
F 27	Temple (2/8)	H	W	59-47
M 2	Maryland (2/-)	A	W	73-69
M 5	North Carolina (2/5)	H	L	77-87

M 11	Clemson (5/-)	N1	W	77-64
M 12	Virginia (5/-)	N1	L	61-66
M 18	Texas Southern (6/-)	N2	W	82-70
M 20	Michigan State (6/-)	N2	W	85-74
M 24	Marquette (6/21)	N3	W	59-49
M 26	Purdue (6/3)	N3	W	69-60
A 2	Florida (6/14)	N4	W	70-65
A 4	Arkansas (6/2)	N4	L	72-76

N1 - ACC Tournament, Charlotte, N.C.
 N2 - NCAA Tournament, St. Petersburg, Fla.
 N3 - NCAA Tournament, Knoxville, Tenn.
 N4 - NCAA Final Four, Charlotte, N.C.

1994-95

Record: 13-18 ACC: 2-14 (9th)

Head Coach: Mike Krzyzewski, Pete Gaudet*

N 25	Brown (8/-)	H	W	80-38
N 26	Northeastern (8/-)	H	W	93-70
N 29	Connecticut (6/16)	N1	L	86-90
D 3	Illinois (6/-)	N2	W	70-65
D 6	George Washington (9/-)	H	W	103-73
D 10	Michigan (9/23)	H	W	69-59
D 19	N.C. A&T (9/-)	H	W	99-56
D 27	Iowa (7/-)	N3	L	71-81
D 29	Boston U. (7/-)	N3	W	71-54
D 30	Georgia Tech (7/17)	N3	W	76-69
J 2	S.C. State (7/-)	H	W	107-61
J 4	Clemson (11/-)	H	L	70-75
J 7	Georgia Tech (11/24)	A	L	68-75
J 11	Wake Forest (16/14)	A	L	64-74
J 14	Virginia (16/-)	H	L	88-91
J 18	N.C. State (16/-)	H	L	60-77
J 21	Florida State (16/-)	A	L	75-78
J 24	Notre Dame (16/-)	A	W	87-74
J 28	Maryland (16/-)	A	L	72-74
F 2	North Carolina (1/2)	H	L	100-102
F 4	Clemson (1/2)	A	L	44-51
F 9	Georgia Tech (1/18)	H	W	77-70
F 11	Wake Forest (1/11)	H	L	61-62
F 15	Virginia (1/16)	A	L	58-64
F 18	N.C. State (1/16)	A	L	79-84
F 22	Florida State (1/16)	H	W	72-67
F 26	UCLA (1/2)	A	L	77-100
M 1	Maryland (1/6)	H	L	92-94
M 4	North Carolina (1/2)	A	L	86-99
M 9	N.C. State (1/2)	N4	W	83-70
M 10	Wake Forest (1/7)	N4	L	70-87

N1 - Auburn Hills, Mich.
 N2 - Chicago, Ill.
 N3 - Kraft Rainbow Classic, Honolulu, Hawaii.
 N4 - ACC Tournament, Greensboro, N.C.

*Krzyzewski coached first 12 games before leaving team after back surgery and exhaustion. Gaudet coached final 19 games as interim head coach. Coaching records reflect this situation.

1995-96

Record: 18-13 ACC: 8-8 (T4th)

Head Coach: Mike Krzyzewski

N 23	Old Dominion (1/23)	N1	W	75-55
N 24	Indiana (1/23)	N1	W	70-64
N 25	Iowa (1/10)	N1	W	88-81
N 29	UNC Greensboro (12/-)	H	W	71-57
D 2	Illinois (12/-)	H	L	65-75
D 4	S.C. State (18/-)	H	W	84-64
D 9	Michigan (18/22)	A	L	84-88
D 19	Delaware (21/-)	H	W	79-73
D 20	Western Carolina (21/-)	H	W	107-67
D 28	Monmouth (20/-)	H	W	69-53
D 30	Northeastern (20/-)	H	W	87-56
J 3	Clemson (19/22)	A	L	48-51
J 7	Georgia Tech (19/-)	H	L	81-86
J 10	Wake Forest (18/-)	H	L	54-57
J 13	Virginia (18/-)	A	L	66-77
J 18	N.C. State (18/-)	A	W	71-70
J 20	Florida State (18/-)	H	W	85-65
J 25	Temple (18/-)	A	L	58-59
J 28	Maryland (18/-)	H	W	83-73
J 31	North Carolina (18/-)	A	L	72-73
F 3	Clemson (1/24)	H	W	83-53
F 7	Georgia Tech (1/24)	A	L	71-73
F 11	Wake Forest (1/9)	A	L	65-79
F 14	Virginia (1/9)	H	W	79-69
F 17	N.C. State (1/9)	H	W	79-76
F 22	Florida State (1/9)	A	W	93-87
F 25	UCLA (1/16)	H	W	85-66
F 28	Maryland (1/16)	A	W	77-75
M 3	North Carolina (1/19)	H	L	78-84
M 8	Maryland (1/19)	N2	L	69-82

M 14	Eastern Michigan (1/19)	N3	L	60-75
------	-------------------------	----	---	-------

N1 - Cars Great Alaska Shootout, Anchorage, Alaska
 N2 - ACC Tournament, Greensboro, N.C.
 N3 - NCAA Tournament, Indianapolis, Ind.

1996-97

Record: 24-9 ACC: 12-4 (1st)

Head Coach: Mike Krzyzewski

N 20	St. Joseph's (10/-)	*H	W	89-60
N 22	Vanderbilt (10/-)	*H	W	86-57
N 27	Tulsa (6/22)	N1	W	72-67
N 29	Indiana (6/20)	N1	L	69-85
D 2	Lehigh (10/-)	H	W	103-51
D 5	Florida State (10/-)	H	W	72-66
D 8	Michigan (10/7)	H	L	61-62
D 11	Davidson (14/-)	H	W	85-58
D 14	Villanova (14/4)	A	W	87-79
D 22	Army (11/-)	H	W	100-38
D 30	Western Carolina (13/-)	H	W	104-54
J 2	S.C. State (13/-)	H	W	104-54
J 5	Georgia Tech (13/-)	A	W	66-56
J 7	Clemson (10/5)	A	L	82-86
J 11	Wake Forest (10/2)	H	L	69-81
J 13	Campbell (13/-)	H	W	84-59
J 15	UNC Greensboro (13/-)	A	W	87-49
J 18	Virginia (13/-)	H	W	78-59
J 21	N.C. State (10/-)	A	W	70-55
J 26	Maryland (10/7)	A	L	70-74
J 29	North Carolina (12/19)	H	W	80-73
F 2	Georgia Tech (12/-)	H	W	70-61
F 5	Wake Forest (8/2)	A	W	73-68
F 8	N.C. State (8/-)	H	W	80-51
F 11	Virginia (6/-)	A	W	62-61
F 15	Florida State (6/-)	A	W	89-79
F 18	Clemson (6/8)	H	W	84-77
F 23	UCLA (6/17)	A	L	69-73
F 27	Maryland (7/16)	H	W	81-69
M 2	North Carolina (7/8)	A	L	85-91
M 7	N.C. State (7/-)	N2	L	60-66
M 14	Murray State (8/-)	N3	W	71-68
M 16	Providence (8/-)	N3	L	87-98

*H - Chase Preseason NIT, Durham, N.C.
 N1 - Chase Preseason NIT, New York, N.Y.
 N2 - ACC Tournament, Greensboro, N.C.
 N3 - NCAA Tournament, Charlotte, N.C.

1997-98

Record: 32-4 ACC: 15-1 (1st)

Head Coach: Mike Krzyzewski

► NCAA Elite Eight

N 16	Army (3/-)	A	W	78-45
N 20	Davidson (3/-)	H	W	100-65
N 24	Chaminade (3/-)	N1	W	106-70
N 25	Missouri (3/-)	N1	W	82-59
N 26	Arizona (3/1)	N1	W	95-87
D 1	S.C. State (1/-)	H	W	98-47
D 3	UNC Greensboro (1/-)	H	W	93-37
D 6	Virginia (1/-)	H	W	103-59
D 10	Villanova (1/-)	H	W	94-66
D 13	Michigan (1/-)	A	L	73-81
D 21	Mercer (3/-)	H	W	126-64
D 30	Portland State (3/-)	H	W	89-39
J 3	Maryland (3/20)	A	W	104-72
J 7	N.C. State (2/-)	H	W	64-50
J 10	Florida State (2/13)	A	W	75-63
J 14	Wake Forest (2/-)	A	W	88-52
J 17	Clemson (2/-)	H	W	81-80
J 20	N.C. A&T (1/-)	A	W	101-66
J 24	Virginia (1/-)	A	W	72-65
J 29	Maryland (1/23)	H	W	86-59
F 1	Georgia Tech (1/-)	H	W	90-69
F 5	North Carolina (1/2)	A	L	73-97
F 8	N.C. State (1/-)	A	W	65-49
F 10	Florida State (2/-)	H	W	86-72
F 14	Wake Forest (2/-)	H	W	78-47
F 18	Clemson (2/-)	A	W	70-66
F 22	UCLA (2/12)	H	W	120-84
F 25	Georgia Tech (1/-)	A	W	76-53
F 28	North Carolina (1/3)	H	W	77-75
M 5	Virginia (1/-)	N2	W	63-41
M 7	Clemson (1/-)	N2	W	66-64
M 8	North Carolina (1/4)	N2	L	68-83
M 13	Radford (3/-)	N3	W	99-63
M 15	Oklahoma State (3/-)	N3	W	79-73
M 20	Syracuse (3/21)	N4	W	80-67
M 22	Kentucky (3/5)	N4	L	84-86

N1 - Maui Invitational, Lahaina, Hawaii.
 N2 - ACC Tournament, Greensboro, N.C.
 N3 - NCAA Tournament, Lexington, Ky.
 N4 - NCAA Tournament, St. Petersburg, Fla.

1998-99

Record: 37-2 ACC: 16-0 (1st)

Head Coach: Mike Krzyzewski

► ACC Champions
 ► NCAA Final Four

N 14	Fairfield (1/-)	H	W	98-66
N 17	Davidson (1/-)	N1	W	94-61
N 21	S.C. State (1/-)	H	W	120-56
N 26	Notre Dame (1/-)	N2	W	111-82
N 27	Fresno State (1/-)	N2	W	93-82
N 28	Cincinnati (1/15)	N2	L	75-77
D 2	Michigan State (4/9)	N3	W	73-67
D 5	N.C. State (4/-)	H	W	89-69
D 9	Florida (3/-)	H	W	116-86
D 12	Michigan (3/-)	H	W	108-64
D 20	N.C. A&T (2/-)	H	W	88-53
D 22	Kentucky (2/3)	N4	W	71-60
D 30	UNC Greensboro (2/-)	H	W	104-58
J 3	Maryland (2/4)	A	W	82-64
J 6	Georgia Tech (2/-)	H</		

All-Time Results

M 19 Kansas (1/2)	N5 W 69-64
M 24 Florida (1/11)	N6 L 78-87

*N1 - Coaches vs. Cancer Classic, New York, N.Y.
N2 - Wooden Classic, Anaheim, Calif.
N3 - ACC/Big 10 Challenge, Chicago, Ill.
N4 - ACC Tournament, Charlotte, N.C.
N5 - NCAA Tournament, Winston-Salem, N.C.
N6 - NCAA Tournament, Syracuse, N.Y.*

2000-01
Record: 35-4 ACC: 13-3 (11st)
Head Coach: Mike Krzyzewski

► ACC Champions	
► NCAA Champions	
N 14 Princeton (2/-)	H W 87-50
N 17 Villanova (2/-)	H W 98-85
N 22 Texas (2/-)	N1 W 95-69
N 24 Temple (2/-)	N1 W 63-61
N 25 Army (2/-)	H W 91-48
N 28 Illinois (1/9)	N2 W 78-77
D 2 Temple (1/17)	A W 93-68
D 5 Davidson (1/-)	H W 102-60
D 9 Michigan (1/-)	H W 104-61
D 19 Portland (1/-)	N3 W 97-64
D 21 Stanford (1/3)	N4 L 83-84
D 30 N.C. A&T (3/-)	H W 108-73
J 4 Florida State (3/-)	A W 99-72
J 7 Clemson (3/-)	H W 115-74
J 10 N.C. State (2/-)	A W 84-78
J 13 Virginia (2/10)	H W 103-61
J 16 Boston College (2/25)	H W 97-75
J 20 Georgia Tech (2/-)	A W 98-77
J 24 Wake Forest (2/9)	H W 85-62
J 27 Maryland (2/8)•	A W 98-96
F 1 North Carolina (2/4)	H L 83-85
F 4 Florida State (2/-)	H W 100-58
F 7 Clemson (3/-)	A W 81-64
F 11 N.C. State (3/-)	H W 101-75
F 14 Virginia (3/12)	A L 89-91
F 18 St. John's (3/-)	A W 91-59
F 21 Georgia Tech (4/-)	H W 98-54
F 24 Wake Forest (4/24)	A W 82-80
F 27 Maryland (2/16)	H L 80-91
M 4 North Carolina (2/4)	A W 95-81
M 9 N.C. State (3/-)	N5 W 76-61
M 10 Maryland (3/11)	N5 W 84-82
M 11 North Carolina (3/6)	N5 W 79-53
M 15 Monmouth (1/-)	N5 W 95-52
M 17 Missouri (1/-)	N5 W 94-81
M 22 UCLA (1/15)	N6 W 76-63
M 24 USC (1/-)	N6 W 79-69
M 31 Maryland (1/11)	N7 W 95-84
A 2 Arizona (1/5)	N7 W 82-72

*N1 - Tivo Preseason NIT, New York, N.Y.
N2 - ACC/Big 10 Challenge, Greensboro, N.C.
N3 - Rose Garden, Portland, Ore.
N4 - The Coliseum in Oakland, Oakland, Calif.
N5 - ACC Tournament, Atlanta, Ga.
N6 - NCAA Tournament, Greensboro, N.C.
N7 - NCAA Tournament, Philadelphia, Pa.
N8 - NCAA Final Four, Minneapolis, Minn.*

2001-02
Record: 31-4 ACC: 13-3 (2nd)
Head Coach: Mike Krzyzewski

► ACC Champions	
► NCAA Sweet 16	
N 19 Seton Hall (1/-)	N1 W 80-79
N 20 South Carolina (1/-)	N1 W 81-56
N 21 Ball State (1/-)	N1 W 83-71
N 25 Portland (1/-)	H W 104-62
N 27 Iowa (1/7)	N2 W 80-62
D 2 Clemson (1/-)	H W 96-80
D 5 Temple (1/-)	H W 82-57
D 8 Michigan (1/-)	A W 104-83
D 16 N.C. A&T (1/-)	H W 93-51
D 18 Kentucky (1/7)•	N3 W 95-92
D 29 San Diego State (1/-)	H W 92-79
J 2 Davidson (1/-)	N4 W 106-71
J 6 Florida State (1/-)	A L 76-77
J 10 Georgia Tech (2/-)	H W 104-79
J 13 N.C. State (2/-)	A W 76-57
J 17 Maryland (1/3)	H W 99-78
J 19 Wake Forest (1/14)	H W 103-80
J 24 Boston College (1/-)	A W 88-78
J 27 Virginia (1/7)	H W 94-81
J 31 North Carolina (1/-)	A W 87-58
F 2 Clemson (1/-)	A W 98-88
F 7 Florida State (1/-)	H W 80-49
F 9 Georgia Tech (1/-)	A W 95-63

F 14 N.C. State (1/24)	H W 108-71
F 17 Maryland (1/3)	A L 73-87
F 21 Wake Forest (3/20)	A W 90-61
F 24 St. John's (3/-)	H W 97-55
F 28 Virginia (3/-)	A L 84-87
M 3 North Carolina (3/-)	H W 93-68
M 8 North Carolina (3/-)	N5 W 60-48
M 9 Wake Forest (3/-)	N5 W 79-64
M 10 N.C. State (3/-)	N5 W 91-61
M 14 Winthrop (1/-)	N6 W 84-37
M 16 Notre Dame (1/-)	N6 W 84-77
M 21 Indiana (1/-)	N7 L 73-74

*N1 - Maui Invitational, Lahaina, Maui
N2 - ACC/Big 10 Challenge, Chicago, Ill.
N3 - Jimmy V Classic, East Rutherford, N.J.
N4 - Charlotte, N.C.
N5 - ACC Tournament, Charlotte, N.C.
N6 - NCAA Tournament, Greenville, S.C.
N7 - NCAA Tournament, Lexington, Ky.*

2002-03
Record: 26-7 ACC: 11-5 (T2nd)
Head Coach: Mike Krzyzewski

► ACC Champions	
► NCAA Sweet 16	
N 23 Army (6/-)	H W 101-53
N 25 Davidson (6/-)	H W 95-80
N 30 UCLA (6/14)	N1 W 84-73
D 3 Ohio State (6/-)	N2 W 91-76
D 7 Michigan (4/-)	H W 81-59
D 17 N.C. A&T (4/-)	N3 W 91-57
D 29 Dayton (3/-)	H W 85-74
J 2 Fairfield (3/-)	H W 86-58
J 5 Clemson (3/-)	A W 89-71
J 8 Georgetown (1/-)	H W 93-86
J 12 Wake Forest (1/17)	H W 74-55
J 15 Virginia (1/-)	H W 104-93
J 18 Maryland (1/17)	A L 72-87
J 22 N.C. State (3/-)	A L 71-80
J 25 Georgia Tech (3/-)	H W 91-71
J 30 Butler (5/-)	H W 80-60
F 2 Florida State (5/-)	A L 70-75
F 5 North Carolina (9/-)	H W 83-74
F 9 Clemson (9/-)	H W 65-55
F 13 Wake Forest (8/15)••	A L 80-94
F 15 Virginia (8/-)	A W 78-59
F 19 Maryland (8/13)	H W 75-70
F 22 N.C. State (8/-)	H W 79-68
F 26 Georgia Tech (6/-)	A W 77-58
M 2 St. John's (6/-)	A L 71-72
M 6 Florida State (10/-)	H W 72-56
M 9 North Carolina (10/-)	A L 79-82
M 14 Virginia (12/-)	N4 W 83-76
M 15 North Carolina (12/-)	N4 W 75-63
M 16 N.C. State (12/-)	N4 W 84-77
M 20 Colorado State (7/-)	N5 W 67-57
M 22 Central Michigan (7/-)	N5 W 86-60
M 27 Kansas (7/6)	N6 L 65-69

*N1 - Wooden Tradition, Indianapolis, Ind.
N2 - ACC/Big 10 Challenge, Greensboro, N.C.
N3 - Greensboro Coliseum, Greensboro, N.C.
N4 - ACC Tournament, Greensboro, N.C.
N5 - NCAA Tournament, Salt Lake City, Utah
N6 - NCAA Tournament, Anaheim, Calif.*

2003-04
Record: 31-6 ACC: 13-3 (1st)
Head Coach: Mike Krzyzewski

► NCAA Final Four	
N 22 Detroit (2/-)	H W 67-56
N 27 Pacific (2/-)	N1 W 82-69
N 28 Liberty (2/-)	N1 W 76-47
N 29 Purdue (2/-)	N1 L 68-78
D 3 Michigan State (6/5)	A W 72-50
D 6 St. John's (6/-)	H W 79-58
D 14 Portland (4/-)	H W 84-43
D 17 Princeton (3/-)	H W 69-51
D 20 Texas (3/11)	N2 W 89-61
D 29 Davidson (3/-)	H W 88-54
J 3 Clemson (2/-)	A W 73-54
J 6 Fairfield (2/-)	H W 99-58
J 11 Virginia (2/-)	A W 93-71
J 15 N.C. State (2/-)	H W 76-57
J 17 Wake Forest (2/4)	H W 84-72
J 21 Maryland (1/-)	A W 68-60
J 24 Georgetown (1/-)	A W 85-66
J 29 Florida State (1/-)	H W 56-49
J 31 Georgia Tech (1/14)	A W 82-74
F 5 North Carolina (1/17)•	A W 83-81
F 8 Clemson (1/-)	H W 81-55

F 11 Virginia (1/-)	H W 93-75
F 15 N.C. State (1/21)	A L 74-78
F 18 Wake Forest (3/15)	A L 84-90
F 22 Maryland (3/-)	H W 86-63
F 26 Valparaiso (5/-)	H W 97-63
F 29 Florida State (5/-)	A W 70-65
M 3 Georgia Tech (3/19)	H L 68-76
M 6 North Carolina (3/14)	H W 70-65
M 12 Virginia (5/-)	N3 W 84-74
M 13 Georgia Tech (5/14)	N3 W 85-71
M 14 Maryland (5/-)•	N3 L 87-95
M 18 Alabama State (6/-)	N4 W 96-61
M 20 Seton Hall (6/-)	N4 W 90-62
M 26 Illinois (6/13)	N5 W 72-62
M 28 Xavier (6/-)	N5 W 66-63
A 3 Connecticut (6/7)	N6 L 78-79

*N1 - Cars Great Alaska Shootout, Anchorage, Ak.
N2 - Dreyfus Classic, New York, N.Y.
N3 - ACC Tournament, Greensboro, N.C.
N4 - NCAA Tournament, Raleigh, N.C.
N5 - NCAA Tournament, Atlanta, Ga.
N6 - NCAA Final Four, San Antonio, Texas*

2004-05
Record: 27-6 ACC: 11-5 (3rd)
Head Coach: Mike Krzyzewski

► ACC Champions	
► NCAA Sweet 16	
N 20 Tennessee-Martin (11/-)	H W 88-46
N 22 Davidson (11/-)	N1 W 74-61
N 27 UNC Greensboro (9/-)	H W 98-44
N 30 Michigan State (10/11)	H W 81-74
D 4 Valparaiso (10/-)	N2 W 93-61
D 12 Toledo (9/-)	H W 82-54
D 14 Illinois-Chicago (7/-)	H W 88-55
D 18 Oklahoma (7/-)	N3 W 78-67
J 2 Clemson (6/-)	H W 62-54
J 5 Princeton (5/-)	H W 59-46
J 8 Temple (5/-)	H W 82-74
J 13 N.C. State (5/-)	A W 86-74
J 16 Virginia (5/-)	H W 80-66
J 19 Miami (4/-)	A W 92-83
J 22 Florida State (4/-)	A W 88-56
J 26 Maryland (2/-)	H L 66-75
J 30 Virginia Tech (2/-)	H W 100-65
F 2 Wake Forest (4/7)	A L 89-92
F 5 Georgia Tech (4/25)	H W 82-65
F 9 North Carolina (7/2)	H W 71-70
F 12 Maryland (7/-)•	A L 92-99
F 17 Virginia Tech (7/-)	A L 65-67
F 20 Wake Forest (7/5)	H W 102-92
F 23 Georgia Tech (7/-)	A W 60-56
F 26 St. John's (7/-)	A W 58-47
M 3 Miami (6/-)	H W 83-59
M 6 North Carolina (6/2)	A L 73-75
M 11 Virginia (5/-)	N4 W 76-64
M 12 N.C. State (5/-)	N4 W 76-69
M 13 Georgia Tech (5/-)	N4 W 69-64
M 18 Delaware State (3/-)	N5 W 57-46
M 20 Mississippi State (3/-)	N5 W 63-55
M 25 Michigan State (3/15)	N6 L 68-78

*N1 - Charlotte Coliseum, Charlotte, N.C.
N2 - United Center, Chicago, Ill.
N3 - Dreyfus Classic, New York, N.Y.
N4 - ACC Tournament, Washington, D.C.
N5 - NCAA Tournament, Charlotte, N.C.
N6 - NCAA Tournament, Austin, Texas*

2005-06
Record: 32-4 ACC: 14-2 (1st)
Head Coach: Mike Krzyzewski

► ACC Champions	
► NCAA Sweet 16	
N 14 Boston U. (1/-)	H W 64-47
N 16 Seton Hall (1/-)	H W 93-40
N 19 Davidson (1/-)	H W 84-55
N 23 Drexel (1/-)	N1 W 78-68
N 25 Memphis (1/11)	N1 W 70-67
N 30 Indiana (1/17)	A W 75-67
D 4 Virginia Tech (1/-)	H W 77-75
D 7 Penn (1/-)	H W 72-59
D 10 Texas (1/2)	N2 W 97-66
D 18 Valparaiso (1/-)	H W 104-77
D 21 St. John's (1/-)	H W 70-57
D 31 UNC Greensboro (1/-)	N3 W 102-69
J 2 Bucknell (1/-)	H W 84-50
J 8 Wake Forest (1/23)	A W 82-64
J 11 Maryland (1/23)	H W 76-52
J 14 Clemson (1/-)	A W 87-77
J 18 N.C. State (1/14)	H W 81-68
J 21 Georgetown (1/-)	A L 84-87
J 26 Virginia Tech (2/-)	A W 80-67
J 28 Virginia (2/-)	H W 82-63
F 1 Boston College (2/15)	A W 83-81
F 4 Florida State (2/-)•	H W 97-96
F 7 North Carolina (2/23)	A W 87-83
F 11 Maryland (2/-)	A W 96-88
F 14 Wake Forest (2/-)	H W 93-70
F 19 Miami (2/-)	H W 92-71
F 22 Georgia Tech (1/-)	A W 73-66
F 25 Temple (1/-)	A W 74-66
M 1 Florida State (1/-)	A L 74-79
M 4 North Carolina (1/13)	H L 76-83
M 10 Miami (3/-)	N4 W 80-76
M 11 Wake Forest (3/-)	N4 W 78-66
M 12 Boston College (3/11)	N4 W 78-76
M 16 Southern (1/-)	N5 W 70-54
M 18 George Washington (1/14)	N5 W 74-61
M 23 LSU (1/18)	N6 L 54-62

*N1 - NIT Season Tip-Off, New York, N.Y.
N2 - Continental Airlines Arena, East Rutherford, N.J.
N3 - Greensboro Coliseum, Greensboro, N.C.
N4 - ACC Tournament, Greensboro, N.C.
N5 - NCAA Tournament, Greensboro, N.C.
N6 - NCAA Tournament, Atlanta, Ga.*

• Denotes number of overtime periods



Duke earned its 16th overall ACC championship — the program's seventh in the past eight years — in 2005-06.

Series Results

- ▲ ACC Tournament game
- National Invitation Tmt. game
- NCAA Tournament game

Alabama
Duke leads 7-3

2/18/22	A	L	16-28
1924	A	L	25-45
1929	N	W	38-32
3/4/30	N	L	24-31
12/14/56	N	W	89-78
12/18/59	N	W	78-60
12/9/67	A	W	86-80
12/2/68	H	W	86-48
● 3/16/81	H	W	75-70
12/13/86	N	W	76-67

Alabama-Birmingham
Duke leads 2-0

12/28/84	N	W	76-62
11/24/85	N	W	66-54

Alabama State
Duke leads 1-0

■ 3/18/04	N	W	96-61
-----------	---	---	-------

Appalachian State
Duke leads 7-1

12/10/73	H	W	83-53
12/5/81	H	L	70-75
11/29/82	H	W	73-57
1/11/84	H	W	73-60
12/5/84	H	W	98-64
12/28/85	H	W	88-46
12/29/86	H	W	80-50
11/28/88	H	W	110-74

Arizona
Duke leads 4-3

12/16/61	N	W	78-47
12/30/87	N	L	85-91
2/26/89	N	L	75-77
2/25/90	H	W	78-76
2/24/91 (2OT)	A	L	96-103
11/26/97	N	W	95-87
■ 4/2/01	N	W	82-72

Arkansas
Duke trails 1-2

■ 3/31/90	N	W	97-83
11/21/90	N	L	88-98
■ 4/4/94	N	L	72-76

Army
Duke leads 9-3

1/13/32	A	L	23-25
1/10/34	A	W	27-25
1/9/35	A	W	34-16
1/15/36	A	W	31-29
2/3/37	A	W	31-28
2/5/38	A	L	20-40
2/4/39	A	L	27-37
12/22/96	H	W	100-38
11/16/97	A	W	78-45
11/20/99	H	W	100-42
11/25/00	H	W	91-48
11/23/02	H	W	101-53

Auburn
Duke leads 3-0

12/30/63	N	W	84-67
12/26/75	N	W	85-74
12/30/81	H	W	72-71

Ball State
Duke leads 1-0

11/21/01	N	W	83-71
----------	---	---	-------

Boston College
Duke leads 6-1

12/21/79 (OT)	N	W	70-64
■ 3/17/85	N	L	73-74
11/16/90	H	W	100-76
1/16/01	H	W	97-75
1/24/01	A	W	88-78
2/1/06	A	W	83-81
▲ 3/12/06	N	W	78-76

At Cameron Indoor: Duke leads 2-0
At Conte Forum: Duke leads 2-0
In ACC Tournament: Duke leads 1-0

Longest Duke win streak: 5 (11/16/90-p)
Longest BC win streak: 1 (3/17/85)
Biggest Duke win: 100-76 (11/16/90)
Biggest Duke loss: 73-74 (3/17/85)
Duke under Mike Krzyzewski: 5-1

Boston University
Duke leads 6-0

■ 3/17/88	N	W	85-69
1/2/91	H	W	109-55
1/21/92	A	W	95-85
12/30/92	H	W	106-72
12/29/94	N	W	71-54
11/14/05	H	W	64-47

Bradley
Series tied 1-1

12/23/50	A	L	58-93
12/8/51	H	W	87-69

Brigham Young
Series tied 1-1

12/29/52	N	L	68-69
12/23/92	N	W	89-66

Brown
Duke leads 3-1

2/6/39	A	L	33-41
12/19/80	H	W	91-60
1/10/94	H	W	89-71
11/25/94	H	W	80-38

Bucknell
Duke leads 3-0

1/4/60	H	W	72-36
1/9/84	H	W	84-67
1/2/06	H	W	84-50

Butler
Duke leads 1-0

1/30/03	H	W	80-60
---------	---	---	-------

BYU-Hawaii
Duke leads 1-0

11/28/86	N	W	85-68
----------	---	---	-------

California
Duke trails 0-2

12/4/82	A	L	71-76
■ 3/20/93	N	L	77-82

Campbell
Duke leads 2-0

■ 3/19/92	N	W	82-56
1/13/97	H	W	84-59

Canisius
Duke leads 4-1

1/1/51	A	L	57-69
1/19/72	H	W	86-58
11/29/90	H	W	102-66
12/7/91	A	W	96-60
12/1/92	H	W	110-62

Carson-Newman
Duke leads 1-0

1915	W	70-4
------	---	------

Catholic
Series tied 4-4

1913	A	L	27-55
1917	L	24-26	
12/19/31	A	W	41-29
12/14/33	A	L	31-33
1/18/35	H	L	25-31
12/18/35	A	W	39-36
1937	H	W	52-31
12/20/40	A	W	48-33

Central Michigan
Duke leads 1-0

■ 3/22/03	N	W	86-60
-----------	---	---	-------

Chaminade
Duke leads 1-0

11/24/97	A	W	106-70
----------	---	---	--------

Chicago
Duke leads 1-0

12/13/77	H	W	99-61
----------	---	---	-------

Cincinnati
Duke leads 2-1

12/29/79 (OT)	H	W	87-75
12/29/89	N	W	95-83
11/28/98	N	L	75-77

Clemson
Duke leads 97-27

1/14/26	H	W	46-12
2/27/31	N	W	31-27
1/4/34	H	W	36-23
12/17/36	A	W	33-25
3/5/38	N	W	40-30
1/10/39	H	W	39-33
2/13/39	A	L	36-38
1/19/40	H	W	54-49
2/12/40 (OT)	H	W	39-37
1/18/41	H	W	45-42
1/19/46	A	W	42-29
2/14/46	H	W	61-33
1/16/48	H	W	80-47
2/17/48	A	L	57-63
12/3/54	H	W	115-54
1/11/55	A	W	75-66
12/2/55	H	W	97-63
1/11/56	A	W	109-80
12/4/56	A	W	84-78
1/12/57	H	W	80-70
12/6/57	H	W	79-66
2/4/58	N	W	73-57
12/5/58	A	L	55-56
1/13/59	H	W	45-41
12/5/59	H	W	68-59
1/12/60	A	W	50-41
12/15/60	A	W	75-58
12/8/61	H	W	79-59
12/11/61	H	W	89-66
1/11/62	A	W	104-96
▲ 3/2/62	N	L	72-77
12/13/62	A	W	92-67
1/12/63	H	W	78-67
12/14/63	H	W	75-52
1/8/64	A	W	81-75
12/16/64	A	W	80-79
1/12/65	H	W	106-81
12/4/65	H	W	83-68
1/11/66	A	W	87-85
1/10/67	H	W	85-61
2/14/67	A	L	68-73
1/9/68	H	W	101-79
2/20/68	A	W	82-70
▲ 3/7/68	N	W	43-40
12/28/68	H	W	96-70
2/5/69	A	W	85-76
2/4/70	A	W	92-88
2/9/70	H	W	91-75
1/16/71	A	W	82-56
3/2/71	H	W	70-60
1/15/72	H	W	71-69
3/1/72	A	L	40-59
1/13/73	H	W	75-73
2/28/73	A	L	50-75
1/16/74	H	W	63-50
2/27/74	A	L	68-74
1/15/75	H	W	75-72
2/15/75	A	L	66-100
▲ 3/6/75	N	L	76-78
1/14/76 (OT)	A	L	96-102
2/25/76	H	L	89-90
1/12/77 (OT)	H	L	73-80
2/23/77	A	L	63-67
▲ 3/3/77	N	L	74-82
1/11/78	A	W	107-85
2/22/78	H	W	78-62
▲ 3/1/78	N	W	83-72
1/10/79	H	W	73-54
2/21/79	A	L	49-70
1/9/80 (OT)	A	L	82-87
2/20/80 (OT)	H	W	87-82
1/24/81	H	W	75-57
2/25/81 (OT)	A	L	52-54
1/23/82	A	W	50-44
2/24/82 (3OT)	H	W	73-72
1/29/83	H	W	99-96
3/2/83	A	L	86-93

1/28/84	A	W	67-65
2/29/84	H	L	76-77
1/26/85	A	W	100-83
2/27/85	H	W	90-73
1/29/86	H	W	89-78
2/26/86	A	W	77-69
1/24/87 (OT)	A	W	105-103
2/28/87	H	W	65-59
2/1/88	H	W	101-63
3/2/88	A	L	77-79
1/29/89	H	W	92-62
3/1/89	A	L	74-79
1/31/90	H	W	94-80
2/28/90	A	L	93-97
1/26/91	A	W	99-70
2/27/91	H	W	79-62
1/27/92	H	W	112-73
3/4/92	A	W	98-97
1/6/93	H	W	110-67
2/8/93	A	W	93-84
1/5/94	A	W	71-65
2/5/94	H	W	78-74
▲ 3/11/94	N	W	77-64
1/4/95	H	L	70-75
2/4/95	A	L	44-51
1/3/96	A	L	48-51
2/3/96	H	W	83-53
1/7/97 (OT)	A	L	82-86
2/18/97	H	W	84-77
1/17/98	H	W	81-80
2/18/98	A	W	70-66
▲ 3/7/98	N	W	66-64
1/20/99	A	W	82-60
2/20/99	H	W	92-65
1/29/00	H	W	93-59
3/1/00	A	W	92-78
▲ 3/9/00	N	W	94-63
1/7/01	H	W	115-74
2/7/01	A	W	81-64
12/2/01	H	W	96-80
2/2/02	A	W	98-88
1/5/03	A	W	89-71
2/9/03	H	W	65-55
1/3/04	A	W	73-54
2/8/04	H	W	81-55
1/2/05	H	W	62-54
1/14/06	A	W	87-77

At Cameron Indoor: Duke leads 52-4
At Littlejohn Coliseum: Duke leads 21-16
In ACC Tournament: Duke leads 5-3
Longest Duke win streak: 19 (2/18/97-p)
Longest CU win streak: 7 (2/15/75-3/7/77)
Biggest Duke win: 115-54 (12/3/54)
Biggest Duke loss: 66-100 (2/15/75)
Duke under Mike Krzyzewski: 43-9

Colgate
Series tied 1-1

12/28/50	N	L	69-84
1/5/80	H	W	73-44

Colorado
Series tied 1-1

12/2/82	A	L	70-79
12/21/83	H	W	79-72

Colorado State
Duke leads 1-0

■ 3/20/03	N	W	67-57
-----------	---	---	-------

Columbia
Series tied 1-1

12/27/51	N	L	58-66
11/23/99	H	W	99-52

Connecticut
Series tied 4-4

■ 3/14/63	N	W	101-54
12/14/76 (OT)	N	W	64-62
■ 3/24/90 (OT)	N	W	79-78
■ 3/22/91	N	W	81-67
11/29/94	N	L	86-90
■ 3/29/99	N	L	74-77
11/12/99	N	L	66-71
■ 4/3/04	N	L	78-79

Cornell
Duke leads 3-0

11/30/74	H	W	100-62
1/26/87	H	W	85-59
12/29/88	H	W	94-59

Davidson
Duke leads 84-17

1909	W	22-8	
12/17/15	A	L	23-27
2/15/16	H	W	38-22
1917	W	32-26	
1918	W	30-24	
2/18/19	H	L	19-20
2/7/22	H	W	24-18
2/13/22	A	L	27-32
1923	W	39-27	
1924	W	40-30	
1/9/25	A	L	25-27
1925	A	L	22-39
1925	H	L	18-22
1/8/26	L	31-32	
1926	W	32-30	
1927	W	39-24	
1927	L	42-49	
1/11/28	W	46-27	
2/22/28			

Series Results

12/29/81	H	L	73-75
12/14/82	H	W	63-60
12/3/83	A	W	90-63
12/17/84	H	W	82-65
12/18/85	A	W	69-52
12/8/86	H	W	95-65
12/9/87	A	W	105-71
1/5/89	H	W	101-53
12/21/89	A	W	89-44
2/13/91	H	W	74-39
12/11/96	H	W	85-58
11/20/97	H	W	100-65
11/17/98	N	W	94-61
12/12/99	H	W	109-65
12/5/00	H	W	102-60
12/02	N	W	106-71
11/25/02	H	W	95-80
12/29/03	H	W	88-54
11/22/04	N	W	74-61
11/19/05	H	W	84-55

Dayton
Duke leads 5-1

12/30/59	N	L	63-71
12/19/69	N	W	72-67
12/22/70	A	W	70-64
● 3/20/71	N	W	68-60
12/23/71	H	W	68-66
12/29/02	H	W	85-74

Delaware
Duke leads 1-0

12/19/95	H	W	79-73
----------	---	---	-------

Delaware State
Duke leads 1-0

■ 3/18/05	N	W	57-46
-----------	---	---	-------

DePaul
Duke leads 4-0

■ 3/21/86	N	W	74-67
12/21/92	N	W	89-73
2/24/99	A	W	96-64
12/4/99 (OT)	H	W	84-83

Detroit
Duke leads 2-0

12/20/80	H	W	111-71
11/22/03	H	W	67-56

Drake
Duke leads 1-0

12/28/89	N	W	101-77
----------	---	---	--------

Drexel
Duke leads 1-0

11/23/05	N	W	78-68
----------	---	---	-------

Duquesne
Duke leads 4-1

2/10/43	H	W	55-41
12/15/61	N	L	61-66
2/10/75	H	W	80-73
1/31/77	A	W	76-49
12/28/77	N	W	74-65

East Carolina
Duke leads 20-0

12/15/69	H	W	80-65
12/11/71	H	W	71-62
12/12/72	H	W	108-74
12/17/73	H	W	82-69
12/4/74	H	W	79-73
12/10/75	H	W	93-74
12/29/76	N	W	88-65
1/28/78	H	W	105-82
12/8/79	H	W	92-73
12/22/81	H	W	70-57
11/27/82	H	W	70-65
12/10/83	H	W	80-64
1/9/85	H	W	87-63
12/2/85	H	W	98-66
12/3/86	H	W	103-65
11/30/87	H	W	94-45
11/30/88	H	W	95-46
2/14/90	H	W	84-51
11/26/90	H	W	125-82
11/25/91	H	W	103-75

East Tennessee State
Duke trails 0-1

12/14/68	H	L	63-71
----------	---	---	-------

Eastern Michigan
Duke trails 0-1

■ 3/14/96	N	L	60-75
-----------	---	---	-------

Elon
Duke leads 13-5

12/13/11	W	47-12	
1913	H	W	46-12
1913	H	W	30-15
12/15/13	A	L	23-25
1915	L	16-17	
1915	L	16-18	
1/20/16	H	W	37-22
2/19/16	A	L	19-23
1917	W	33-21	
1917	W	33-29	
1918	W	22-11	
1918	W	40-27	
2/14/19	A	W	12-5
1920	W		
2/6/22	A	L	29-30
1924	W	33-24	
1924	W	34-19	
1/2/36	H	W	58-42

Emory & Henry
Duke leads 2-0

1913	H	W	36-15
1918	W	75-27	

Fairfield
Duke leads 3-0

11/14/98	H	W	98-66
1/2/03	H	W	86-58
1/6/04	H	W	99-58

Florida
Duke leads 12-4

2/8/21	H	W	49-21
2/20/22 (OT)	A	L	30-33
2/27/32	N	W	33-22
12/18/34	A	W	55-27
12/19/34	A	L	21-40
2/14/36	H	W	42-31
12/16/37	A	W	33-25
12/17/37	A	W	37-33
12/17/46	N	W	44-37
12/21/60	N	W	83-64
12/1/61	H	W	80-58
12/27/73	N	L	60-77
12/29/87	N	W	93-70
■ 4/2/94	N	W	70-65
12/9/98	H	W	116-86
■ 3/24/00	N	L	78-87

Florida A&M
Duke leads 1-0

■ 3/12/99	N	W	99-58
-----------	---	---	-------

Florida State
Duke leads 25-5

1/3/55	H	W	97-75
1/6/92	H	W	86-70
1/30/92	A	W	75-62
1/24/93 (OT)	A	L	88-89
2/24/93	H	W	98-75
1/22/94	H	W	106-79
2/23/94	A	W	84-72
1/21/95	A	L	75-78
2/22/95	H	W	72-67
1/20/96	H	W	85-65
2/22/96	A	W	93-87
12/5/96 (OT)	H	W	72-66
2/15/97	A	W	89-79
1/10/98	A	W	75-63
2/10/98	H	W	86-72
1/16/99	H	W	98-73
2/17/99	A	W	85-59
1/16/00	A	W	85-54
2/16/00	H	W	101-68
1/4/01	A	W	99-72
2/4/01	H	W	100-58
1/6/02	A	L	76-77
2/7/02	H	W	80-49
2/2/03	A	L	70-75

3/6/03	H	W	72-56
1/29/04	H	W	56-49
2/29/04	A	W	70-65
1/22/05	A	W	88-56
2/4/06 (OT)	H	W	97-96
3/1/06	A	L	74-79

At Cameron Indoor: Duke leads 15-0
At Leon Co. Civic Center: Duke leads 10-5
In ACC Tournament: never met
Longest Duke win streak: 13 (2/22/95-2/4/01)
Longest FSU win streak: 1 (five times)
Biggest Duke win: 100-58 (2/4/01)
Biggest Duke loss: 70-75 (2/2/03); 74-79 (3/1/06)
Duke under Mike Krzyzewski: 24-4

Fresno State
Duke leads 1-0

11/27/98	N	W	93-82
----------	---	---	-------

Furman
Duke leads 6-1

1910	W	85-5	
1924	W	32-29	
1926	W	28-18	
1/6/33	H	W	31-28
12/11/52	N	L	72-73
12/2/53	H	W	110-76
12/14/65	H	W	102-67

George Mason
Duke leads 2-0

1/19/81	H	W	60-51
1/3/83	H	W	90-79

George Washington
Duke leads 14-13

1926	L	32-42	
12/17/32	A	W	35-34
12/21/40	A	L	38-48
1/16/41	H	L	44-37
1/10/42	H	W	38-37
2/21/42	A	L	53-55
1/11/43	H	L	53-66
2/19/43	A	W	64-61
3/6/43	N	L	40-56
1/16/47	H	W	52-46
2/22/47	A	L	49-51
1/14/48	H	L	47-48
3/4/48	N	W	54-51
2/9/49	A	L	49-51
2/11/50 (2OT)	A	L	55-62
2/18/50	H	W	55-52
12/22/50	A	W	70-67
2/5/51	H	W	85-70
12/21/51	A	W	98-76
2/2/52	H	W	89-74
12/22/52	A	L	87-113
2/9/53	H	W	83-80
2/6/54	H	L	71-76
1/31/55	A	L	73-92
2/25/56	H	W	90-71
12/6/94	H	W	103-73
■ 3/18/06	N	W	74-61

Georgetown
Duke trails 5-6

1913	A	L	22-31
1917	W	36-24	
1928	L	40-55	
1929	L	33-48	
12/17/31	A	L	26-36
12/16/32	A	W	35-30
■ 3/26/89	N	W	85-77
12/5/90	A	L	74-79
1/8/03	H	W	93-86
1/24/04	A	W	85-66
1/21/06	A	L	84-87

Georgetown (Ky.)
Duke leads 1-0

12/8/41	H	W	37-31
---------	---	---	-------

Georgia
Duke trails 2-3

1922	A	L	19-29
1928	W	49-44	
1929	L	22-24	
1929	N	W	43-37
2/29/32	N	L	32-43

Georgia Tech
Duke leads 57-21

2/15/22	A	L	16-17
3/1/30	N	W	44-35
2/13/40	A	L	35-41
1/18/46	A	W	54-39
2/12/46	H	W	73-51
2/15/47	A	W	64-54
2/16/48	A	W	60-55
2/12/49	H	W	53-42
12/10/55	H	W	87-66
11/30/56	A	W	71-61
12/1/59	H	L	49-59
12/19/60	A	W	61-48
1/27/73	A	L	86-88
2/16/74	H	W	70-60
2/22/75	H	W	107-86
1/9/76	A	W	91-71
1/7/80	H	W	55-42
1/21/80	A	W	56-49
2/4/81	A	W	82-68
2/21/81	H	W	83-56
2/3/82	H	W	47-46
2/20/82	A	L	78-87
2/9/83	A	L	66-67
2/26/83	H	W	106-81
1/30/84	A	W	69-68
2/25/84	H	L	56-58
▲ 3/9/84 (OT)	N	W	67-63
2/6/85	A	L	71-81
2/23/85	H	W	67-62
▲ 3/9/85	N	L	64-75
1/21/86	A	L	80-87
2/9/86	H	W	75-59
▲ 3/9/86	N	W	68-67
1/29/87	A	L	66-75
2/21/87	H	L	72-79
2/3/88	H	W	78-65
2/28/88	A	L	87-91
2/2/89	A	L	76-81
2/20/89	H	W	91-66
1/11/90	A	W	96-91
1/28/90	H	W	88-86
▲ 3/10/90	N	L	72-83
1/9/91	H	W	98-57
1/30/91	A	W	77-75
1/11/92	H	W	97-84
2/12/92	A	W	71-62
▲ 3/14/92	N	W	89-76
1/10/93	A	L	79-80
2/10/93	H	W	73-63
▲ 3/12/93	N	L	66-69
1/8/94	H	W	88-71
2/8/94	A	W	66-63
12/30/94	N	W	76-69
1/7/95	A	L	69-76
2/9/95	H	W	77-70
1/7/96	H	L	81-86
2/17/96 (OT)	A	L	71-73
1/5/97	A	W	66-56
2/2/97	H	W	70-61
2/1/98	H	W	90-69
2/25/98	A	W	76-53
1/6/99	H	W	99-58
2/6/99	A	W	87-79
1/13/00	H	W	82-57
2/12/00	A	W	84-65
1/20/01	A	W	98-77
2/21/01	H	W	98-54
1/10/02	H	W	104-79
2/9/02	A	W	95-63
1/25/03	H	W	91-71
2/26/03	A	W	77-58
1/31/04	A	W	82-74
3/3/04	H	L	68-76
▲ 3/13/04	N	W	85-71
2/5/05	H	W	82-65
2/23/05	A	W	60-56
3/13/05	N	W	69-64
2/22/06	A	W	73-66

At Cameron Indoor: Duke leads 27-5
At Alexander Memorial Coliseum: Duke leads 19-11
In ACC Tournament: Duke leads 5-3
Longest Duke win streak: 15 (1/5/97-1/31/04)
Longest GT win streak: 2 (several times)
Biggest Duke win: 98-54 (2/21/01)
Biggest Duke loss: 72-83 (3/10/90); 64-75 (3/9/85)
Duke under Mike Krzyzewski: 42-16

Guilford
Duke leads 17-3

1907	W	20-1	
1910	L	8-25	
2/1/12	W	14-12	
2/14/14	A	L	8-35
1914	H	W	24-15
1915	W	43-25	
1915	W	58-36	
2/29/16	H	W	61-28

Series Results

RESULTS

11/25/95	N	W	88-81
11/27/01	N	W	80-62

Johns Hopkins Duke leads 3-0

11/29/75	H	W	103-72
11/30/76	H	W	85-66
11/26/77	H	W	95-49

Kansas Duke leads 6-2

12/1/85	N	W	92-86
3/29/86	N	W	71-67
2/20/88 (OT)	A	W	74-70
4/2/88	N	L	59-66
2/18/89	H	W	102-77
4/1/91	N	W	72-65
3/19/00	N	W	69-64
3/27/03	N	L	65-69

Kent State Duke leads 1-0

12/28/74	N	W	83-65
----------	---	---	-------

Kentucky Duke trails 8-11

3/3/30	N	W	37-32
1931	N	L	30-35
2/6/32	A	L	30-37
12/21/53	N	L	69-85
2/1/56	A	L	76-81
12/18/56	H	W	85-84
12/2/57	A	L	74-78
12/8/58	H	L	64-78
12/31/63	N	L	79-81
3/18/66	N	L	79-83
12/20/69	N	L	76-98
3/27/78	N	L	88-94
11/17/79 (OT)	N	W	82-76
3/13/80	A	W	55-54
11/19/88	N	W	80-55
3/28/92 (OT)	N	W	104-103
3/22/98	N	L	84-86
12/22/98	N	W	71-60
12/18/01 (OT)	N	W	95-92

LaSalle Duke leads 4-0

1/21/78	A	W	91-81
12/5/78	H	W	66-42
12/2/81	H	W	61-55
1/8/83	A	W	61-60

Lafayette Duke leads 1-0

1/10/77	H	W	93-77
---------	---	---	-------

Lamar Duke leads 2-0

11/21/85	N	W	66-62
3/17/00	N	W	82-55

Lehigh Duke leads 4-0

1/4/41	H	W	66-30
1/9/78	H	W	105-63
12/29/90	H	W	97-67
12/2/96	H	W	103-51

Lenoir Duke leads 1-0

1923	W		49-20
------	---	--	-------

Liberty Duke leads 1-0

11/28/03	N	W	76-47
----------	---	---	-------

Long Beach State Duke leads 1-0

1/5/79	N	W	79-78
--------	---	---	-------

Long Island Duke trails 0-1

1/1/44 (OT)	A	L	57-59
-------------	---	---	-------

Louisiana-Lafayette (formerly SW Louisiana St.) Duke leads 1-0

2/11/67	H	W	94-83
---------	---	---	-------

Louisiana-Monroe Duke leads 1-0

3/14/91	N	W	102-73
---------	---	---	--------

Louisiana State Duke leads 5-2

2/28/30	N	W	43-34
12/3/60 (OT)	H	W	80-74
12/20/74	N	L	95-105
2/10/91	H	W	88-70
2/8/92	A	W	77-67
12/22/92	N	W	96-67
3/23/06	N	L	54-62

Louisville Duke leads 4-3

12/31/58	N	W	57-54
12/8/61	H	W	86-56
12/15/62	A	W	76-75
2/18/79	N	W	88-72
1/2/82	A	L	61-99
1/12/83	H	L	76-91
3/31/86	N	L	69-72

Loyola (Md.) College Duke leads 1-0

1/4/84	H	W	92-68
--------	---	---	-------

Loyola (Ill.) University Series tied 1-1

1930	H	W	30-27
3/22/63	N	L	75-94

Lynchburg Duke leads 2-0

1926	W		36-31
1926	W		29-27

Marquette Duke leads 4-1

12/30/60	N	W	86-73
1/28/79	H	W	69-64
2/10/80	N	L	77-80
11/14/90	H	W	87-74
3/24/94	N	W	59-49

Maryland Duke leads 101-58

1926	L		20-40
1/9/30	A	W	28-27
2/20/30	W		39-26
1/15/31	L		24-32
2/20/32 (OT)	H	L	18-20
1/12/33	A	L	28-30
1/11/34	A	L	33-37
1/11/35	A	W	48-39
2/1/36	A	L	34-38
3/5/36	N	L	35-47
1/16/37	A	W	34-31
1/30/37	H	W	34-30
1/15/38	A	L	35-40
1/29/38	H	W	44-34
3/5/38	N	W	35-32
1/13/39	A	L	34-37
2/2/39	H	L	44-60
1/9/40	A	L	30-32
1/30/40	H	W	48-27
3/1/40	N	W	44-32
1/11/41	A	W	40-26
2/1/41	H	W	43-17
1/10/42	H	W	37-33
2/25/42	A	W	64-46
2/12/43	A	W	46-43
1/6/45	H	W	51-24
2/22/45	N	W	76-49
1/4/46	H	W	59-25
1/25/46	A	L	38-43
2/21/47	A	W	43-38
1/5/48	H	W	53-42
1/4/50	H	W	58-46
2/10/50	A	L	57-67
2/16/51	A	W	49-40
2/18/52	H	W	56-51
3/6/52	N	W	51-48
3/5/53	N	L	65-74
2/16/54	A	W	68-61
12/7/54	A	L	47-49
12/17/54	H	W	68-61
1/14/56	H	W	76-62

2/7/56	A	W	82-70
3/1/56	N	W	94-69
1/10/57	A	L	51-62
1/31/57	H	W	72-60
1/8/58	A	L	49-74
2/21/58	H	W	68-59
3/7/58 (OT)	N	L	65-71
1/7/59	A	L	33-64
1/17/59	H	W	78-69
1/16/60	H	L	48-56
2/18/60	A	L	61-71
1/14/61	H	W	70-62
2/16/61	A	L	71-76
1/13/62	H	W	84-68
2/13/62	A	W	79-53
3/1/62	N	W	71-58
12/8/62	H	W	92-56
2/19/63	A	W	76-70
2/8/64	A	W	104-72
2/22/64	H	W	84-63
2/1/65	H	W	82-64
2/23/65	A	L	82-85
1/13/66	H	W	76-61
2/19/66	A	W	74-69
1/14/67 (OT)	A	W	72-69
2/18/67	H	W	81-58
1/13/68	A	W	84-52
2/6/68	H	W	85-64
1/11/69	H	W	96-85
2/10/69	A	W	93-83
1/28/70	A	L	50-52
2/21/70	H	W	87-76
2/6/71	H	L	79-88
2/13/71	A	W	70-67
2/5/72	A	L	58-77
2/26/72	H	W	68-59
2/3/73	H	W	85-81
2/24/73	A	L	68-96
2/2/74	A	L	83-104
2/23/74	H	L	61-64
3/7/74	N	L	66-85
1/8/75	A	L	77-83
2/8/75	H	L	80-104
2/7/76	A	L	91-102
2/21/76	H	W	69-67
3/4/76 (OT)	N	L	78-80
2/5/77 (OT)	H	L	64-65
2/19/77	A	L	72-85
1/4/78	A	W	88-78
2/18/78	H	W	81-70
3/2/78	N	W	81-69
2/3/79	H	W	87-78
2/16/79	A	L	68-70
2/2/80	A	L	82-101
2/16/80	H	W	66-61
3/1/80	N	W	73-72
1/10/81	A	L	79-94
2/7/81	H	W	55-54
3/5/81	N	L	53-56
1/9/82	H	L	36-40
2/6/82	A	L	60-77
1/15/83	A	W	86-67
2/21/83	H	L	90-101
1/14/84	H	L	75-81
2/11/84	A	W	89-84
3/11/84	N	L	62-74
1/14/85 (OT)	A	L	76-78
2/9/85	H	W	70-62
3/8/85	N	W	86-73
1/4/86	A	W	81-75
1/25/86	H	W	80-68
1/14/87	A	W	85-61
2/7/87	H	W	76-67
1/16/88	H	L	69-72
2/13/88	A	W	90-83
1/14/89	A	W	82-72
2/11/89	H	W	86-60
1/13/90	H	W	91-80
2/10/90 (OT)	A	W	114-111
3/9/90	N	W	104-84
1/12/91	A	W	94-78
2/9/91	H	W	101-81
1/8/92	A	W	83-66
2/20/92	H	W	91-89
3/13/92	N	W	94-87
1/30/93	A	W	78-62
3/3/93	H	W	95-79
1/29/94	H	W	75-62
3/2/94	A	W	73-69

1/28/95	A	L	72-74
3/1/95	H	L	92-94
1/28/96	H	W	83-73
2/28/96	A	W	77-75
3/8/96	N	L	69-82
1/26/97	A	L	70-74
2/27/97	H	W	81-69
1/13/98	A	W	104-72
1/29/98	H	W	86-59
1/3/99	A	W	82-64
2/3/99	H	W	95-77
1/9/00	A	W	80-70
2/9/00	H	L	87-98
3/12/00	N	W	81-68
1/27/01 (OT)	A	W	98-96
2/27/01	H	L	80-91
3/10/01	N	W	84-82
3/31/01	N	W	95-84
1/17/02	H	W	99-78
2/17/02	A	L	73-87
1/18/03	A	L	72-87
2/19/03	H	W	75-70
1/21/04	A	W	68-60
2/22/04	H	W	86-63
3/14/04 (OT)	N	L	87-95
1/26/05	H	L	66-75
2/12/05 (OT)	A	L	92-99
1/11/06	H	W	76-52
2/11/06	A	W	96-88

At Cameron Indoor: Duke leads 47-13
At Cole Field House: Duke leads 26-21
At Comcast Center: Series tied 2-2
In ACC Tournament: Duke leads 9-7
Longest Duke win streak: 15 (2/13/88-3/2/94)
Longest Md. win streak: 7 (2/24/73-2/7/76)
Biggest Duke win: 104-72 (1/3/98); 104-72 (2/8/64)
Biggest Duke loss: 33-64 (1/7/59)
Duke under Mike Krzyzewski: 42-18

Massachusetts Duke leads 1-0

12/12/83	H	W	88-56
----------	---	---	-------

Memphis Duke leads 1-0

11/25/05	N	W	70-67
----------	---	---	-------

Mercer Duke leads 3-1

1924	W		29-25
1924	L		18-31
1929	W		47-43
12/21/97	H	W	126-64

Miami (Fla.) Duke leads 8-1

12/21/62	A	L	69-71
2/19/86	H	W	104-82
12/22/86	A	W	74-67
1/6/88	H	W	107-69
12/10/88	A	W	117-102
1/19/05	A	W	92-83
3/3/05	H	W	83-59
2/19/06	H	W	92-71
3/10/06	N	W	80-76

At Cameron Indoor: Duke leads 4-0
At Convocation Center: Duke leads 1-0
In ACC Tournament: Duke leads 1-0
Longest Duke win streak: 8 (2/19/86-present)
Longest Miami win streak: 1 (12/21/62)
Biggest Duke win: 107-69 (1/6/88)
Biggest Duke loss: 69-71 (12/21/62)
Duke under Mike Krzyzewski: 8-0

Michigan Duke leads 17-7

12/21/63	A	L	67-83
3/20/64			

Series Results

12/19/59	N	W	76-71
2/6/60	A	W	58-48
1/3/61	N	W	78-63
2/18/61	A	W	75-73
2/17/62	H	W	91-72
1/9/63	A	W	85-70
2/1/64	H	W	121-63
12/10/64 (OT)	N	W	93-87
12/30/83	N	W	90-79
■ 3/23/86	N	W	71-50

New Hampshire

Duke leads 1-0

12/29/82	H	W	84-48
----------	---	---	-------

New Orleans

Duke leads 1-0

12/28/80	N	W	77-63
----------	---	---	-------

New York University

Series tied 5-5

1/9/47 (2OT)	A	L	61-64
1/8/48	A	L	56-77
2/4/49	H	W	73-44
1/12/50	N	L	64-80
2/3/51	H	L	73-79
1/10/52	N	W	74-72
2/5/53	H	W	89-82
1/4/58	A	W	67-60
■ 3/12/60	N	L	59-74
■ 3/15/63	N	W	81-76

Newberry

Duke leads 1-0

1923	W		40-33
------	---	--	-------

North Carolina

Duke trails 96-125

1/24/20	A	L	25-36
3/1/20	H	W	19-18
1/26/21	H	W	25-22
2/23/21	H	L	12-44
3/5/21	N	L	19-55
2/4/22	A	L	22-38
3/7/22	H	L	23-29
2/3/23	H	L	19-20
2/17/23	A	L	32-35
1/31/24	A	L	20-31
2/19/24	H	L	20-23
1/24/25	H	L	21-25
2/14/25	A	L	18-34
1/23/26	A	L	22-38
2/20/26	H	L	21-44
1/31/27	H	L	33-40
2/22/27	A	L	21-35
2/4/28	A	L	14-27
2/11/28	H	L	23-32
2/2/29	H	W	36-20
2/16/29	A	L	24-27
3/2/29	N	W	34-17
2/1/30	A	W	35-14
2/15/30	H	W	37-36
1/31/31	H	W	30-18
2/14/31	A	W	34-23
1/30/32	A	L	20-37
2/13/32	H	W	24-18
1/31/33	H	W	36-32
2/11/33	A	W	31-24
2/3/34	A	L	21-25
2/16/34	H	L	25-30
3/2/34	N	W	21-18
2/5/35	H	W	33-27
2/16/35	A	L	20-24
2/16/36 (OT)	A	W	36-34
2/21/36	H	L	28-30
2/12/37	A	L	35-41
2/25/37	H	L	32-37
3/4/37	N	L	30-34
2/12/38	A	L	24-34
2/25/38	H	W	39-33
2/10/39	A	L	32-37
2/24/39	H	W	41-38
2/10/40	A	W	50-44
2/22/40	H	L	27-31
3/2/40	N	L	23-39
2/7/41	A	L	33-51
2/20/41	H	W	35-33
2/27/41	N	W	38-37
2/7/42	A	W	52-40

2/27/42 (OT)	H	W	41-40
2/6/43	A	W	51-39
2/26/43	H	W	43-24
1/18/43	H	L	33-37
2/5/44	A	W	41-40
2/10/44	H	L	30-39
2/26/44	N	W	44-27
1/20/45	A	W	50-41
2/14/45	H	L	38-50
2/24/45	N	L	38-49
1/9/46 (OT)	A	W	51-46
2/16/46	H	L	44-54
2/11/47	A	L	28-49
2/28/47	H	L	47-57
2/7/48	A	L	42-48
2/27/48	H	W	56-45
2/5/49	A	L	34-64
2/25/49	H	L	40-64
12/29/49	N	L	52-59
2/17/50	A	L	55-58
2/24/50	H	L	46-64
12/29/50	N	W	71-63
2/2/51	A	L	68-71
2/23/51	H	W	84-72
12/5/51	H	W	77-59
2/1/52	A	W	73-66
2/29/52	H	W	94-64
2/6/53	A	W	95-89
2/27/53	H	W	83-58
2/4/54	H	W	63-47
2/20/54	A	W	67-63
12/29/54	N	L	52-65
2/4/55	A	W	91-68
2/25/55	H	W	96-74
12/30/55	N	L	64-74
2/4/56	H	W	64-59
2/24/56	A	L	65-73
12/28/56	N	L	71-87
2/9/57	A	L	73-75
3/1/57	H	L	72-86
12/27/57	N	L	62-76
2/8/58	A	W	91-75
2/28/58	H	W	59-46
2/6/59	H	L	80-89
2/28/59	A	L	62-72
▲ 3/6/59	N	L	71-74
12/29/59	N	L	53-75
2/13/60	A	L	58-84
2/27/60	H	L	50-75
▲ 3/4/60	N	W	71-69
12/31/60	N	L	71-76
2/4/61	H	W	81-77
2/25/61 (OT)	A	L	66-69
2/3/62	H	W	79-57
2/24/62	A	W	82-74
2/2/63	A	W	77-69
2/23/63	H	W	106-93
1/11/64	H	W	84-64
2/29/64	A	W	104-69
▲ 3/6/64	N	W	65-49
1/9/65	H	L	62-65
2/27/65	A	L	66-71
1/8/66	A	W	88-77
2/26/66	H	W	77-63
▲ 3/4/66	N	W	21-20
1/7/67	H	L	56-59
3/4/67	A	L	79-92
▲ 3/11/67	N	L	73-83
1/6/68	A	L	72-75
3/2/68 (3OT)	H	W	87-86
1/4/69	A	L	70-94
3/1/69	H	W	87-81
▲ 3/8/69	N	L	74-85
1/10/70	A	L	78-86
2/28/70	H	W	91-83
12/19/70	N	L	81-83
1/9/71	A	L	74-79
3/6/71	H	W	92-83
● 3/25/71	N	L	67-73
1/22/72	H	W	76-74
3/4/72	A	L	69-93
▲ 3/10/72	N	L	48-63
12/15/72	N	L	86-91
1/20/73	A	L	71-82
3/3/73	H	L	70-72
1/5/74	N	L	75-84
1/19/74	H	L	71-73
3/2/74 (OT)	A	L	92-96
1/3/75 (OT)	N	W	99-96
2/12/75	A	L	70-78

3/1/75	H	L	70-74
1/3/76	N	L	74-77
1/17/76	H	L	87-89
2/28/76	A	L	71-91
1/15/77	A	L	68-77
2/26/77	H	L	71-84
12/2/77	N	L	66-79
1/14/78	H	W	92-84
2/25/78	A	L	83-87
12/2/78	N	W	78-68
1/13/79	A	L	68-74
2/24/79	H	W	47-40
▲ 3/3/79	N	L	63-71
12/1/79	N	W	86-74
1/12/80	H	L	67-82
2/23/80	A	L	71-96
▲ 2/29/80	N	W	75-61
12/5/80	N	L	76-78
1/17/81	A	L	65-80
2/28/81 (OT)	H	W	66-65
1/16/82	H	L	63-73
2/27/82	A	L	66-84
1/22/83	A	L	82-103
3/5/83	H	L	81-105
1/21/84	H	L	73-78
3/3/84 (2OT)	A	L	83-96
▲ 3/10/84	N	W	77-75
1/19/85	A	W	93-77
3/2/85	H	L	68-78
1/18/86	A	L	92-95
3/2/86	H	W	82-74
1/10/87	H	L	77-85
2/26/87	A	L	71-77
1/21/88	A	W	70-69
3/6/88	H	W	96-81
▲ 3/13/88	N	W	65-61
1/18/89	H	L	71-91
3/5/89	A	W	88-86
▲ 3/12/89	N	L	74-77
1/17/90	A	L	60-79
3/4/90	H	L	75-87
1/19/91	H	W	74-60
3/3/91	A	W	83-77
▲ 3/10/91	N	L	74-96
2/5/92	A	L	73-75
3/8/92	H	W	89-77
▲ 3/15/92	N	W	94-74
2/3/93	H	W	81-67
3/7/93	A	L	69-83
2/3/94	A	L	78-89
3/5/94	H	L	77-87
2/2/95 (2OT)	H	L	100-102
3/4/95	A	L	86-99
1/31/96	A	L	72-73
3/3/96	H	L	78-84
1/29/97	H	W	80-73
3/2/97	A	L	85-91
2/5/98	A	L	73-97
2/28/98	H	W	77-75
▲ 3/8/98	N	L	68-83
1/27/99	H	W	89-77
2/27/99	A	W	81-61
▲ 3/7/99	N	W	96-73
2/3/00 (OT)	A	W	90-86
3/4/00	H	W	90-76
2/1/01	H	L	83-85
3/4/01	A	W	95-81
▲ 3/11/01	N	W	79-53
1/31/02	A	W	87-58
3/3/02	H	W	93-68
▲ 3/8/02	N	W	60-48
2/5/03	H	W	83-74
3/9/03	A	L	79-82
▲ 3/15/03	N	W	75-63
2/5/04 (OT)	A	W	83-81
3/6/04	H	W	70-65
2/9/05	H	W	71-70
3/6/05	A	L	73-75
2/7/06	A	W	87-83
3/4/06	H	L	76-83

At Cameron Indoor: Duke leads 38-31
 At Dean E. Smith Center: Duke trails 9-12
 In ACC Tournament: Duke leads 11-8
 Longest Duke win streak: 8 (2/23/51-2/20/54)
 Longest UNC win streak: 16 (2/23/21-2/11/28)
 Biggest Duke win: 104-69 (2/29/64)
 Biggest Duke loss: 19-55 (3/5/21)
 Duke under Mike Krzyzewski: 31-30

North Carolina A&T

Duke leads 8-0

● 3/12/81	H	W	79-69
12/19/94	H	W	99-56
1/20/98	A	W	101-66
12/20/98	H	W	88-53
12/19/99	H	W	101-60
12/30/00	H	W	108-73
12/16/01	H	W	93-51
12/17/02	N	W	91-57

North Carolina Charlotte

Duke leads 2-0

12/1/90	H	W	111-94
1/18/92	H	W	104-82

North Carolina Greensboro

Duke leads 6-0

11/29/95	H	W	71-57
1/15/97	A	W	87-49
12/3/97	H	W	93-37
12/30/98	H	W	104-58
11/27/04	H	W	98-44
12/31/05	N	W	102-69

North Carolina State

Duke leads 131-95

2/9/12	W		31-28
2/24/12	L		13-26
1913	A	W	22-18
1913	H	W	32-14
1914	H	W	35-21
1914 (OT)	H	W	33-25
1915	W		46-27
1915	W		28-17
2/23/16	H	W	31-24
2/26/16	A	L	25-27
1917	W		32-24
1917	L		14-16
1917	W		2-0
1918	L		18-28
1918	L		10-15
2/4/19	A	L	18-28
2/11/19	H	W	22-19
1920	H	W	28-22
1920	A	W	25-24
1921	H	W	33-11
1921	A	W	34-27
1/21/22	A	W	23-19
3/1/22	H	L	23-28
1923	W		32-27
1923	W		31-20
1924	H	W	35-23
1924	W		32-15
1/17/25	A	L	22-29
1926	L		27-28
1/30/26	L		24-32

Series Results

RESULTS

2/18/76	H	L	95-96
11/27/76	N	W	84-82
1/22/77	H	L	78-79
2/16/77	A	L	74-92
1/7/78	A	L	50-74
2/15/78	H	W	76-64
12/1/78	N	W	65-63
1/21/79	A	W	75-69
2/14/79	H	W	66-48
▲ 3/2/79	N	W	62-59
1/19/80	H	W	67-56
2/13/80	A	L	59-76
▲ 2/28/80	N	W	68-62
12/6/80	N	L	60-74
1/21/81	A	W	56-47
2/19/81	H	L	51-52
1/20/82	H	W	49-48
2/16/82	A	L	56-72
1/26/83	A	L	79-94
2/23/83	H	L	79-96
1/26/84	H	L	76-79
2/23/84 (OT)	A	W	73-70
1/23/85	A	L	71-89
2/20/85	H	L	66-70
1/11/86	H	W	74-64
2/15/86	A	W	72-70
1/21/87	A	L	74-87
2/19/87	H	W	66-50
▲ 3/6/87 (OT)	N	L	64-71
2/6/88	H	L	74-77
2/24/88	A	L	78-89
▲ 3/12/88	N	W	73-71
1/26/89	A	L	73-88
2/23/89	H	W	86-65
1/24/90 (OT)	H	W	85-82
2/21/90	A	L	71-76
1/23/91	A	L	89-95
2/20/91	H	W	72-65
▲ 3/9/91	N	W	93-72
1/15/92	H	W	110-75
2/16/92	A	W	71-63
1/21/93	H	W	92-56
2/21/93	A	W	91-82
1/20/94	A	W	92-65
2/20/94	H	W	85-58
1/18/95	H	L	60-77
2/18/95	A	L	79-84
▲ 3/9/95	N	W	83-70
1/18/96	A	W	71-70
2/17/96 (OT)	H	W	79-76
1/21/97	A	W	70-55
2/8/97	H	W	80-51
▲ 3/7/97	N	L	60-66
1/7/98	H	W	64-50
2/8/98	A	W	65-49
12/5/98	H	W	89-69
1/30/99	A	W	80-61
▲ 3/6/99	N	W	83-68
1/19/00 (OT)	H	W	92-88
2/19/00	A	W	71-66
1/10/01	A	W	84-78
2/11/01	H	W	101-75
▲ 3/9/01	N	W	76-61
1/13/02	A	W	76-57
2/14/02	H	W	108-71
▲ 3/10/02	N	W	91-61
1/22/03	A	L	71-80
2/22/03	H	W	79-68
▲ 3/16/03	N	W	84-77
1/15/04	H	W	76-57
2/15/04	A	L	74-78
1/13/05	A	W	86-74
▲ 3/12/05	N	W	76-69
1/18/06	H	W	81-68

At Cameron Indoor: Duke leads 43-23
At RBC Center: Duke leads 4-2
At Reynolds Coliseum: Duke trailed 25-35
In ACC Tournament: 14-8
Longest Duke win streak: 15 (1/10/73-2/18/76)
Longest NCSU win streak: 9 (1/10/73-2/18/76)
Biggest Duke win: 99-60 (1/28/67)
Biggest Duke loss: 37-70 (2/18/48)
Duke under Mike Krzyzewski: 40-18

North Carolina Wilmington			
Duke leads 1-0			
2/8/82 (OT)	H	W	67-57

Northeastern			
Duke leads 4-0			
12/7/92	H	W	103-72
11/27/93	H	W	86-72
11/26/94	H	W	93-70
12/30/95	A	W	87-56
Northwestern			
Duke leads 7-0			
12/29/70	N	W	93-87
12/19/84	A	W	76-55
12/30/85	H	W	78-55
12/30/86	H	W	106-55
12/3/87	A	W	79-57
12/3/88	H	W	86-62
12/2/89	A	W	103-77
Notre Dame			
Duke leads 19-2			
2/20/65	N	W	101-88
12/31/65	N	W	95-73
2/25/67	N	W	77-65
2/10/68	N	W	73-67
2/17/73	H	W	86-74
2/9/74	A	L	68-87
■ 3/25/78	N	W	90-86
2/16/85	N	W	81-69
2/16/86	H	W	75-74
2/15/87 (OT)	A	L	66-70
2/11/88	H	W	70-61
2/5/89	A	W	102-80
2/4/90	H	W	88-76
11/23/90	N	W	85-77
2/2/91	A	W	90-77
2/1/92	H	W	100-71
2/6/93	A	W	67-50
1/26/94	H	W	74-72
1/24/95	A	W	87-74
11/26/98	N	W	111-82
■ 3/16/02	N	W	84-77
Ohio State			
Duke leads 3-2			
12/6/63	N	W	76-75
12/30/64 (2OT)	A	W	94-89
12/29/66	N	L	82-83
12/29/78 (OT)	N	L	84-90
12/3/02	N	W	91-76
Ohio University			
Duke leads 1-0			
12/7/83	H	W	82-63
Oklahoma			
Duke leads 4-0			
2/22/86	H	W	93-84
12/22/90	A	W	90-85
1/4/93 (OT)	H	W	88-84
12/18/04	N	W	78-67
Oklahoma City			
Duke leads 1-0			
● 3/14/68	N	W	97-81
Oklahoma State			
Series tied 1-1			
12/19/39	A	L	41-51
■ 3/15/98	N	W	79-73
Old Dominion			
Duke leads 2-0			
3/15/86	N	W	89-61
11/23/95	N	W	75-55
Oregon State			
Duke leads 2-0			
12/28/53	N	W	71-61
3/23/63	N	W	85-63
Pacific			
Duke leads 2-0			
12/29/83	N	W	68-66
11/27/03	N	W	82-69
Pennsylvania			
Duke leads 8-6			
1940	A	L	35-49
2/13/43	A	L	48-49
3/8/50	A	L	50-68

1/3/51	A	L	76-85
1/2/52	H	W	62-52
12/30/52	N	L	80-97
12/16/55	A	W	98-80
12/19/58	A	W	66-57
12/7/71 (OT)	H	L	49-50
■ 3/17/78	N	W	84-80
12/11/79	A	W	70-57
■ 3/8/80	N	W	52-42
12/22/80	H	W	88-82
12/7/05	H	W	72-59
Penn State			
Duke leads 8-1			
12/28/49	N	L	48-51
12/9/60	N	W	69-46
1/3/62	H	W	95-55
11/30/63	H	W	92-62
1/5/65	H	W	121-88
1/3/66	H	W	83-58
1/3/67	H	W	89-84
1/3/70	H	W	93-43
12/30/70	N	W	67-56
Pepperdine			
Duke leads 1-0			
■ 3/15/85	N	W	75-62
Pittsburgh			
Duke leads 6-5			
12/17/38	H	L	37-51
2/3/41	H	L	32-46
12/20/54	A	W	90-68
12/20/55	A	W	92-54
2/5/57	H	W	90-72
12/21/57 (2OT)	A	L	84-87
1/31/59	H	W	75-66
1/12/74	A	L	46-62
12/27/74	N	W	89-75
2/10/79	H	L	69-71
1/26/80	A	W	78-69
Portland			
Duke leads 3-0			
12/19/00	N	W	97-64
11/25/01	H	W	104-62
12/14/03	H	W	84-43
Portland State			
Duke leads 1-0			
12/30/97	H	W	89-39
Princeton			
Duke leads 16-1			
1/14/36	A	W	40-26
1/4/39	H	W	46-33
1/6/40	H	W	36-27
12/31/52	N	W	74-59
■ 3/8/60	N	W	84-60
12/28/62	H	W	85-74
12/19/67	H	W	85-79
12/7/68	N	W	81-62
12/1/70	N	W	79-75
1/26/74	A	W	73-65
12/21/74	N	W	66-57
1/25/75	H	W	90-73
12/5/79	H	W	81-45
12/12/81	A	L	55-72
11/14/00	H	W	87-50
12/17/03	H	W	69-51
1/5/05	H	W	59-46
Providence			
Series tied 1-1			
12/22/79	N	W	82-78
■ 3/16/97	N	L	87-98
Purdue			
Duke trails 1-4			
12/28/72	N	L	77-82
■ 3/15/80	N	L	60-68
● 3/20/81	N	L	69-81
■ 3/26/94	N	W	69-60
11/29/03	N	L	68-78
Radford			
Duke leads 1-0			
■ 3/13/98	N	W	99-63

Randolph-Macon			
Duke leads 2-0			
1931		W	48-18
12/12/36	A	W	40-25
Rhode Island			
Duke leads 2-0			
■ 3/12/78	N	W	63-62
■ 3/24/88	N	W	73-72
Rice			
Duke leads 1-0			
12/30/76	N	W	87-77
Richmond			
Duke leads 8-2			
1923		W	30-22
2/7/25	A	L	25-35
1926		L	30-42
2/11/36	A	W	31-27
12/11/36	A	W	38-35
1/11/38	H	W	32-24
12/30/71	H	W	54-52
1/24/73	A	W	70-66
12/11/76	H	W	65-63
■ 3/16/90	N	W	81-46
Rider			
Duke leads 1-0			
12/18/41	H	W	55-29
Roanoke			
Series tied 1-1			
1914	H	W	42-15
1915		L	19-31
Rutgers			
Duke leads 3-0			
1/27/81	A	W	53-51
1/6/82	H	W	80-61
12/12/92	N	W	88-79
St. Bonaventure			
Duke trails 0-1			
● 3/27/71 (OT)	N	L	88-92
St. John's			
Duke leads 10-5			
2/4/38	A	L	28-44
12/30/78	N	L	66-69
■ 3/11/79	N	L	78-80
11/29/85	N	W	71-70
■ 3/18/90	N	W	76-72
■ 3/24/91	N	W	78-61
12/5/91	N	W	91-81
1/24/99 (OT)	A	W	92-88
2/26/00	H	L	82-83
2/18/01	A	W	91-59
2/24/02	H	W	97-55
3/2/03	A	L	71-72
12/6/03	H	W	79-58
2/26/05	A	W	58-47
12/21/05	H	W	70-57
St. Joseph's			
Duke leads 10-0			
■ 3/11/60	N	W	58-56
■ 3/16/63	N	W	73-59
■ 3/11/66	N	W	76-74
2/14/76	A	W	85-73
2/12/77	H	W	72-62
12/29/77	N	W	74-61
12/1/84	H	W	59-46
1/13/86	A	W	87-66
1/7/87	H	W	93-83
11/20/96	H	W	89-60
St. Louis			
Duke leads 3-0			
11/26/84	A	W	97-64
1/8/86	H	W	84-58
1/14/88	H	W	69-53
St. Peter's			
Duke trails 0-2			
● 3/18/68	N	L	71-100
12/27/71	N	L	74-77

San Diego State			
Duke leads 1-0			
12/29/01	H	W	92-79
Sanford			
Duke leads 1-0			
1924		W	38-16
San Francisco			
Series tied 1-1			
12/9/72	N	L	68-72
1/26/93	H	W	117-73
Santa Clara			
Duke leads 2-0			
12/26/70	H	W	86-80
12/8/72	N	W	69-65
Seton Hall			
Duke leads 7-1			
12/26/57	N	W	69-62
2/23/61	A	W	112-78
2/27/71	A	W	89-61
■ 4/1/89	N	L	78-95
■ 3/26/92	N	W	81-69
11/19/01	N	W	80-79
■ 3/20/04	N	W	90-62
11/16/05	H	W	93-40
South Carolina			
Duke leads 57-19			
1914	H	W	46-13
1/13/21	H	W	40-12
1/13/22	H	W	41-25
1924		L	19-36
1924		W	43-24
1926		W	36-22
1/12/28	W		39-32
1929		W	45-35
1929		W	44-39
1930		W	33-26
1931		W	44-16
2/18/33	A	L	23-46
2/26/33	N	L	21-33
2/20/34	H	L	23-28
12/17/34	A	L	23-24
2/21/35	H	W	37-34
12/17/36	A	W	45-35
1/7/37	H	W</	

Series Results

12/16/63	A	W	77-70
1/30/64	H	W	80-67
12/12/64	H	W	111-72
2/17/65	A	W	87-59
▲ 3/4/65	N	W	62-60
12/6/65	A	L	71-73
2/14/66	H	W	41-38
▲ 3/10/67	N	W	69-66
1/30/68	A	L	80-83
2/24/68	H	L	50-56
2/19/69	A	L	57-64
2/8/69	H	L	72-82
▲ 3/7/69	N	W	68-59
1/31/70	H	L	55-67
2/14/70	A	L	65-82
12/12/70	A	L	78-98
2/17/71	H	W	82-71
11/20/01	N	W	81-56

South Carolina State

Duke leads 7-0

■ 3/16/89	N	W	90-69
12/6/93	H	W	97-61
1/2/95	H	W	107-61
12/4/95	H	W	84-64
12/1/97	H	W	104-54
12/1/97	H	W	98-40
11/21/98	H	W	120-56

South Florida

Duke leads 3-0

1/11/75	H	W	95-86
12/2/80	A	W	83-72
12/5/83	H	W	95-66

Southwest Missouri St.

Duke leads 1-0

■ 3/19/99	N	W	78-61
-----------	---	---	-------

Southern

Duke leads 1-0

■ 3/16/06	N	W	70-54
-----------	---	---	-------

Southern California

Duke leads 4-2

12/29/52	N	L	69-87
12/10/77 (OT)	A	L	81-87
12/13/78	H	W	79-65
12/29/84	N	W	75-73
11/27/99	N	W	81-68
■ 3/24/01	N	W	79-69

Southern Illinois

Duke leads 2-1

● 3/13/67	N	L	63-72
2/8/68	N	W	78-54
■ 3/18/93	N	W	105-70

SMU

Duke leads 3-1

12/8/77	A	W	91-67
11/27/78	H	W	86-80
12/28/83	N	L	76-78
■ 3/19/88	N	W	94-79

Stanford

Duke trails 0-2

11/11/99 (OT)	N	L	79-80
12/21/00	N	L	83-84

Stetson

Duke leads 9-2

1917	L	37-43	
11/29/80	H	W	67-49
2/10/82	A	L	81-88
2/16/83	H	W	89-80
2/15/84	A	W	80-69
2/13/85	H	W	94-51
2/11/86	A	W	85-66
2/2/87	H	W	62-59
1/25/88	A	W	81-78
12/5/88	H	W	90-62
2/12/90	A	W	102-67

Syracuse

Series tied 2-2

■ 3/12/66	N	W	91-81
12/28/71	N	L	72-74
12/6/89	N	L	76-78
■ 3/20/98	N	W	80-67

Temple

Duke leads 15-9

1931	L	27-44	
1/3/42	A	L	41-57
1/17/43	A	W	45-44
2/10/45	A	W	51-46
2/9/46	A	L	38-64
1/11/47	A	W	59-56
1/10/48	A	L	54-58
1/8/49	H	L	45-59
1/14/50	A	L	49-59
12/1/51	H	W	85-48
1/12/52	A	W	86-65
12/20/52	A	L	64-67
1/5/55	H	W	81-64
2/17/68	H	W	92-57
1/28/69	A	L	69-73
■ 3/26/88	N	W	63-53
2/27/94	H	W	59-47
1/25/96	A	L	58-59
■ 3/21/99	N	W	85-64
11/24/00	N	W	63-61
12/2/00	A	W	93-68
12/5/01	H	W	82-57
1/8/05	H	W	82-74
2/25/06	A	W	74-66

Tennessee

Series tied 7-7

1911	W	51-25	
1931	L	25-36	
2/8/32 (OT)	A	L	31-32
1/5/42	H	W	37-35
12/19/42	A	L	33-51
1/4/47	A	L	47-53
1/3/48	H	L	58-62
12/13/52	A	W	89-82
12/5/54	H	W	101-61
1/25/64 (2OT)	N	W	67-65
● 3/22/71	N	W	78-64
12/3/75	H	L	80-86
12/7/76	A	W	81-78
12/29/80	N	L	69-90

Tennessee-Martin

Duke leads 1-0

11/20/04	H	W	88-46
----------	---	---	-------

Texas

Duke leads 3-0

11/22/00	N	W	95-69
12/20/03	N	W	89-61
12/10/05	N	W	97-66

Texas A&M

Duke leads 1-0

■ 3/12/87	N	W	58-51
-----------	---	---	-------

Texas Southern

Duke leads 1-0

■ 3/18/94	N	W	82-70
-----------	---	---	-------

The Citadel

Duke leads 9-0

12/14/38	H	W	49-37
1/16/40	H	W	51-40
2/29/40	N	W	40-35
3/5/43	N	W	56-37
2/7/50	H	W	65-39
11/26/88	H	W	93-52
1/3/90	H	W	108-69
1/16/91	A	W	83-50
12/1/93	H	W	78-63

Toledo

Duke leads 1-0

12/12/04	H	W	82-54
----------	---	---	-------

Tulane

Duke leads 2-1

12/30/50	N	W	74-72
1/7/76	A	L	82-92
1/6/79	N	W	74-64

Tulsa

Duke leads 2-0

11/27/96	N	W	72-67
■ 3/14/99	N	W	97-56

UCLA

Duke leads 9-6

12/22/53	N	L	67-72
■ 3/21/64	N	L	83-98
12/10/65	H	W	82-66
12/11/65	N	W	94-75
12/9/66	A	L	54-88
12/10/66	A	L	87-107
■ 3/22/90	N	W	90-81
3/1/92	A	W	75-65
2/28/93	H	W	78-67
2/26/95	A	L	77-100
2/25/96	H	W	85-66
2/23/97	A	L	69-73
2/22/98	H	W	120-84
■ 3/22/01	N	W	76-63
11/30/02	N	W	84-73

UNLV

Duke trails 1-2

12/27/72	N	L	83-89
■ 4/2/90	N	L	73-103
■ 3/30/91	N	W	79-77

Utah

Duke leads 2-1

12/28/59	N	W	63-52
■ 3/19/66	N	W	79-77
● 3/14/70	N	L	75-78

Valparaiso

Duke leads 3-0

2/26/04	H	W	97-63
12/4/04	N	W	93-61
12/18/05	H	W	104-77

Vanderbilt

Duke leads 10-5

1931	W	50-44	
2/26/32	N	W	44-32
12/1/53	H	W	94-88
12/7/54	A	L	66-71
12/11/62	H	W	90-70
12/11/63 (OT)	A	L	92-97
12/13/66	A	W	97-89
12/16/67	A	L	75-76
12/9/80 (OT)	A	W	72-69
11/28/81 (2OT)	H	L	75-76
12/11/82	A	L	65-74
11/26/83	H	W	78-74
12/4/85	A	W	84-74
12/6/86	H	W	78-66
11/22/96	H	W	86-57

Vermont

Duke leads 2-0

12/30/75	H	W	94-77
12/28/79	H	W	92-67

Villanova

Duke leads 7-3

1931	L	21-22	
■ 3/8/55	N	L	73-74
12/17/55	A	W	86-76
12/14/57	H	W	60-53
12/20/58	A	L	67-74
■ 3/13/64	N	W	87-73
■ 3/19/78	N	W	90-72
12/14/96	A	W	87-79
12/10/97	H	W	94-66
11/17/00	H	W	98-85

Virginia

Duke leads 107-47

1911	H	L	18-24
1913	A	L	12-33
2/10/14	N	L	21-51
1915	N	L	24-51
1915	A	L	18-52
2/11/16	A	L	31-34
1917	A	W	37-34
1918	A	W	32-25
2/24/19	A	L	16-47
1920	A	L	20-28
2/17/21	A	L	15-34
2/25/21	H	W	24-22
1923	A	L	25-28
1923	H	W	37-24
1927	H	L	24-34

1927	A	W	36-26
1928	A	L	34-44
1929	A	L	23-35
1930	A	W	65-32
1931	A	W	43-31
2/24/33	N	W	38-24
1/20/34	H	W	26-17
1/14/35	H	W	30-20
3/2/35	N	W	39-32
1/11/36	H	W	45-29
2/10/36	A	W	44-28
12/17/44	A	W	56-44
12/15/45	N	W	48-38
12/14/46	N	W	47-34
12/13/47	A	L	39-49
2/19/48	H	W	57-48
12/11/48	A	W	47-37
12/10/49	N	W	82-61
12/9/50	N	W	77-57
1/2/54	H	W	86-64
▲ 3/4/54	N	W	96-68
1/15/55	H	W	109-89
2/22/55	A	W	105-92
▲ 3/4/55 (OT)	N	W	90-77
2/9/56	H	W	74-59
2/21/56	A	W	92-58
2/19/57	A	L	81-90
2/27/57	H	W	81-66
1/30/58	H	W	88-71
2/25/58 (3OT)	A	L	68-70
1/15/59	A	L	67-86
2/20/59	H	W	71-63
2/16/60	H	W	78-66
2/22/60	A	W	79-63
1/11/61 (OT)	A	W	92-90
2/20/61	H	W	77-66
▲ 3/2/61	N	W	89-54
2/10/62	H	W	101-75
2/19/62	A	W	97-71
1/2/63	H	W	82-65
2/13/63	A	W	79-74
▲ 2/28/63	N	W	89

Series Results

Virginia Tech

Duke leads 32-6

2/16/12	W	37-32
1913	H W	23-16
1915	L	19-29
1921	A L	
1923	W	34-33
1927	W	31-18
2/7/28	A W	34-31
1929	W	44-27
2/4/33	A L	31-35
2/7/34	A W	45-15
1/26/35	H W	32-25
2/7/35	A W	27-19
1/30/36	H W	40-20
1/17/39	H W	47-35
2/24/42	H W	67-50
1/23/43	H W	78-70
3/1/46	N W	44-38
2/6/47	H W	52-40
1/24/48	H W	52-45
1/11/49	A L	46-56
1/22/49	H W	65-52
3/1/51	N W	64-61
1/6/54	H W	82-45
2/13/54	A W	107-53
12/1/64	N W	98-63
12/1/65	N W	112-79
12/2/66	N L	71-85
12/1/67	N W	74-66
11/30/68	N W	87-76
12/1/69 (207)	N W	66-63
12/15/70	H W	104-75
1/5/72	N W	83-73
1/19/76	N W	79-72
1/2/78	N W	86-79
1/30/05	H W	100-65
2/17/05	A L	65-67
12/4/05	H W	77-75
1/26/06	A W	80-67

At Cameron Indoor: Duke leads 13-0

At Cassell Coliseum: Series tied 1-1

In ACC Tournament: never met

Longest Duke win streak: 10 (2/7/34-1/24/48)

Longest Va. Tech win streak: 2 (1915-21)

Biggest Duke win: 107-53 (2/13/54)

Biggest Duke loss: 71-85 (12/2/66)

Duke under Mike Krzyzewski: 3-1

Wagner

Duke trails 0-1

1/5/83	H L	77-84
--------	-----	-------

Wake Forest

Duke leads 154-75

3/2/06	H L	10-24
3/16/06	A L	5-15
1907	L	6-8
1907	L	5-22
1908	L	11-20
1908	L	11-20
1909	W	22-14
1909	L	5-30
1910	L	18-26
1913	H W	25-10
1913	A W	16-15
2/12/14	A L	23-31
1915	H W	28-14
1915	W	28-27
1915	L	12-23
1916	H L	26-28
2/25/16	A L	28-40
1917	W	39-20
1/24/19	H W	41-20
1921	A W	27-20
1/25/22	H W	31-10
1/31/22	A L	22-24
1923	L	18-30
1923	W	37-27
1/25/24	H W	26-22
1924	W	26-24
1/31/25	A L	18-43
2/24/25	H W	28-25
1926	L	24-27
1926	L	18-33
1927	L	14-41
1927	L	27-36
1928	W	45-17
2/14/28	W	37-34
1929	W	43-34

1929	W	35-21
1930	W	49-22
1930	W	37-30
1931	W	44-27
1931	W	25-22
1/8/32	H W	23-16
2/11/32	H W	32-25
1/10/33	H W	33-24
1/17/33	A W	34-16
1/6/34	H W	38-29
2/10/34	A W	37-21
1/7/35	H W	47-30
2/18/35	A W	37-21
1/10/36	H W	37-19
2/18/36	A W	42-27
1937	H W	30-28
2/6/37	A L	30-34
1/7/38	H W	38-33
2/21/38	A W	41-40
1/7/39	A W	52-41
2/18/39	H W	59-34
1/27/40	H W	50-44
2/15/40	A W	44-35
1/8/41	H L	35-38
2/13/41 (OT)	A W	42-41
1/24/42	H W	60-39
2/19/42	A W	58-51
3/6/42	N W	54-45
1/26/43	H W	63-41
2/15/43	H W	59-40
1/13/45	H W	60-35
2/3/45	N W	75-39
1/12/46	A W	43-38
2/5/46	H W	32-29
3/2/46	N W	49-30
1/15/47	H W	65-32
2/25/47	A W	57-37
2/10/48	H W	47-45
2/24/48	A W	49-48
1/27/49	A L	50-52
2/19/49	H W	61-51
12/30/49	N W	54-52
1/28/50	H W	65-55
2/21/50	A L	54-72
1/27/51	H L	56-65
2/19/51	A W	69-64
12/28/51	N W	79-74
12/26/52	H W	90-69
2/21/52	A W	87-62
12/6/52	H L	86-91
2/12/53 (OT)	A W	101-99
12/29/53	N W	83-66
1/12/54	A L	89-96
2/26/54	H W	90-81
2/9/55	A W	75-73
2/19/55	H W	84-65
12/31/55	N W	64-52
1/4/56	A L	71-84
2/11/56	H L	77-80
1/29/57	A L	59-77
2/16/57	H W	75-64
12/28/57 (OT)	N W	79-75
2/11/58	A W	70-56
2/15/58	H W	71-59
▲ 3/6/58	N W	51-44
1/5/59	A W	58-57
2/17/59	H W	85-78
▲ 3/5/59	N W	78-71
2/3/60	A L	63-80
2/20/60	H L	64-83
▲ 3/5/60	N W	63-59
2/9/61	H W	100-90
2/14/61	A L	89-103
▲ 3/4/61	N L	81-96
12/30/61	N W	75-73
1/27/62	H W	82-68
2/15/62	A L	79-97
12/29/62	N W	113-87
2/6/63	A W	97-66
2/16/63	H W	73-60
▲ 3/2/63	N W	68-57
2/18/64	A L	71-72
2/25/64	H W	98-83
▲ 3/7/64	N W	80-59
1/2/65	N W	91-86
1/16/65	H W	105-77
2/13/65	A W	93-80
▲ 3/5/65	N W	101-81
1/1/66	N W	92-76
1/15/66	H W	101-81

2/22/66 (OT)	A L	98-99
▲ 3/3/66	N W	103-73
12/30/66	N W	78-73
2/21/67	H W	97-84
2/28/67	A W	113-71
12/30/67	N W	103-76
2/14/68	H W	105-65
2/22/68	A W	50-41
12/20/68	N L	78-106
1/8/69	A W	85-81
2/12/69	H W	122-93
12/23/69	N W	98-90
1/7/70 (OT)	H W	78-72
2/11/70	A W	67-65
▲ 3/5/70	N L	73-81
12/18/70	N L	77-83
1/6/71	A W	68-67
2/10/71	H W	83-78
12/18/71	N W	70-58
1/26/72	H W	77-66
2/9/72	A L	57-62
12/16/72	N W	80-67
1/6/73	A L	80-83
2/7/73	H W	84-71
1/4/74	N L	61-64
1/23/74	H L	71-90
2/6/74	A L	67-74
1/4/75	N L	71-75
1/22/75	A L	109-122
2/5/75	H W	75-68
1/21/76 (OT)	H W	97-93
2/4/76	A L	87-89
11/26/76	N L	80-81
1/19/77	A L	73-85
2/2/77	H L	80-89
12/3/77	N W	97-84
1/18/78	H W	81-72
2/2/78	A L	60-79
▲ 3/4/78	N W	85-77
1/18/79	H W	81-69
1/31/79	A W	75-60
▲ 3/1/79	N W	58-56
11/30/79	N W	72-70
1/16/80	H W	67-66
1/30/80	A W	82-61
1/14/81	H L	73-76
2/14/81	A L	52-58
1/13/82	A L	48-58
2/13/82	H L	71-86
▲ 3/5/82	N L	53-88
1/19/83	H L	84-88
2/19/83	A L	104-110
1/18/84	A L	66-97
2/18/84 (OT)	H W	79-77
1/17/85 (OT)	H L	89-91
1/30/85 (OT)	A W	76-70
1/16/86	H W	92-63
2/1/86	A W	68-58
▲ 3/7/86	N W	68-60
1/17/87	H W	69-49
1/31/87 (OT)	A W	62-60
1/23/88	A W	103-70
2/11/88	H W	98-67
12/21/88	H W	94-88
1/21/89	A L	71-75
▲ 3/10/89	N W	88-64
1/20/90	A W	97-69
2/18/90	H W	71-56
1/14/91	H W	89-67
2/16/91	A L	77-86
1/25/92	H W	84-68
2/23/92	A L	68-72
1/13/93	A W	86-59
2/13/93	H L	86-98
1/13/94	H L	68-69
2/13/94	A L	69-78
1/11/95	A L	64-74
2/11/95	H L	61-62
▲ 3/10/95	N L	70-87
1/10/96	H L	54-57
2/11/96	A L	65-79
1/11/97	H L	69-81
2/5/97	A W	73-68
1/14/98	A W	88-52
2/14/98	H W	78-47
1/13/99	A W	82-72
2/13/99	H W	102-71
1/22/00	A W	75-61
2/22/00	H W	96-78
▲ 3/11/00	N W	82-73

1/24/01	H W	85-62
2/24/01	A W	82-80
1/19/02	H W	103-80
2/21/02	A W	90-61
▲ 3/9/02	N W	79-64
1/12/03	H W	74-55
2/13/03 (207)	A L	80-94
1/17/04	H W	84-72
2/18/04	A L	84-90
2/2/05	A L	89-92
2/20/05	H W	102-92
1/8/06	A W	82-64
2/14/06	H W	93-70
▲ 3/11/06	N W	78-66

At Cameron Indoor: Duke leads 52-16

At Lawrence Joel Coliseum: Duke leads 9-8

In ACC Tournament: Duke leads 14-4

Longest Duke win streak: 19 (1924-37)

Longest WF win streak: 9 (2/13/93-1/11/97)

Biggest Duke win: 113-71 (2/28/67)

Biggest Duke loss: 53-88 (3/5/82)

Duke under Mike Krzyzewski: 35-21

Washington

Duke leads 4-1

12/4/76	H W	83-81
3/18/84	N L	78-80
1/12/85	H W	71-59
1/3/89	A W	87-61
12/23/89	H W	74-64

Washington College

Duke leads 1-0

11/29/77	H W	110-66
----------	-----	--------

Washington & Lee

Duke leads 25-16

1913	A L	15-90
1915	L	22-31
2/9/16	A L	19-33
1917	L	18-20
1918	W	24-16
2/25/19	A L	17-38
1921	A L	
1927	L	20-31
2/8/28	A W	53-41
1930	H L	29-33
1930	W	30-29
2/4/32	A W	30-27
2/18/32	H L	12-21
2/2/33	A W	31-15
2/25/33	N W	41-32
1/30/34	H W	41-37
2/5/34	A W	41-27
3/3/34	N L	29-30
2/2/35	H W	31-27
2/8/35	A W	33-30
3/3/35	N L	27-31
2/26/36	A L	27-43
2/8/37	H W	37-35
2/16/37	A L	31-37
2/14/38	A W	48-39
1/9/39	H L	41-46
2/16/39	A L	35-36
2/17/40	H W	28-27
2/11/41	A L	28-30
2/15/41	H W	45-33
2/10/42	A W	63-34
2/14/42	H W	68-38
3/5/42	N W	59-41
2/9/43	A W	71-44
2/4/47	H W	71-57
12/19/47	A W	72-39
1/6/49	A W	58-45
12/17/49 (OT)	A W	81-67
12/16/50	A W	97-69
2/14/51	H W	94-68
12/9/52	A W	91-80

West Virginia

Duke leads 17-6

1/13/51	H W	77-73
12/22/51	A L	74-95
3/7/52	N W	90-88
2/3/53	H W	91-86
12/19/53	A W	67-64
12/27/54	N W	92-79
2/5/55	H	

Duke vs. Conferences

Atlantic Coast	W-L	Pct.	H	A	N	Cameron Indoor	Unknown Venue	Last 10	Streak	Under Coach K	Last Meeting
Boston College	6-1	.857	2-0	2-0	2-1	2-0	—	6-1	W 5	5-1	78-76 (n), 3/12/06
Clemson	97-27	.782	55-4	34-20	8-3	52-4	—	10-0	W 19	43-9	87-77 (a), 1/14/06
Florida State	25-5	.833	15-0	10-5	0-0	15-0	—	7-3	L 1	24-4	74-79 (a), 3/1/06
Georgia Tech	57-21	.731	27-5	23-13	7-3	27-5	—	9-1	W 5	42-16	73-66 (a), 2/22/06
Maryland	101-58	.635	49-15	37-32	14-9	47-13	1-2	5-5	W 2	42-18	96-88 (a), 2/11/06
Miami	8-1	.889	4-0	3-1	1-0	4-0	—	8-1	W 8	8-0	80-76 (n), 3/10/06
North Carolina	96-125	.434	48-42	29-57	19-26	38-31	—	7-3	L 1	31-30	76-83 (h), 3/4/06
N.C. State	131-95	.580	56-27	43-38	20-18	43-23	12-12	8-2	W 3	40-18	81-68 (h), 1/18/05
Virginia	107-47	.695	51-10	36-32	20-5	45-8	—	9-1	W 9	43-15	82-63 (h), 1/28/06
Virginia Tech	32-6	.842	13-0	6-4	9-1	13-0	4-1	9-1	W 2	3-1	80-67 (a), 1/26/06
Wake Forest	154-75	.672	66-18	42-36	33-9	52-16	13-12	7-3	W 4	35-21	78-66 (n), 3/11/06
Totals	814-461	.638	386-121	265-238	133-75	338-100	30-27			316-134	

Notes: Chart above reflects Duke's overall record vs. teams currently competing in the Atlantic Coast Conference (does not represent conference only games). The Blue Devils have posted an overall record of 488-262 (.651) in ACC regular season games only since the inception of the league in 1953-54. Duke posted a 31-10 record vs. South Carolina during its membership in the ACC from 1954-1971. Duke is 2-0 vs. Boston College, 4-0 vs. Miami, and 3-1 vs. Virginia Tech as members of the league.

America East	W-L
Albany	0-0
Binghamton	0-0
Boston U.	6-0
Hartford	0-0
Maine	0-0
Md.-Balt. Co.	0-0
New Hampshire	1-0
Stony Brook	0-0
Vermont	2-0
Totals	9-0

Radford	W-L
Radford	1-0
VMI	18-9
Winthrop	1-0
Totals:	24-9

Illinois-Chicago	W-L
Illinois-Chicago	1-0
Loyola (Ill.)	1-1
Wisconsin-Green Bay	0-0
Wisconsin-Milwaukee	0-0
Wright State	0-0
Youngstown State	0-0
Totals:	5-1

Norfolk State	W-L
Norfolk State	0-0
North Carolina A&T	8-0
S.C. State	7-0
Totals:	18-0

Southern	W-L
Appalachian State	7-1
Chattanooga	0-0
The Citadel	9-0
College of Charleston	0-0
Davidson	84-17
Elon	13-5
Furman	6-1
Georgia Southern	0-0
N.C. Greensboro	6-0
Western Carolina	3-0
Wofford	5-0
Totals:	133-24

Atlantic Sun	W-L
Belmont	0-0
Campbell	2-0
E. Tennessee State	0-1
Gardner-Webb	0-0
Jacksonville	0-0
Kennesaw State	0-0
Lipscomb	0-0
Mercer	3-1
North Florida	0-0
Stetson	9-2
Totals	14-4

Big 10	W-L
Illinois	4-2
Indiana	3-3
Iowa	7-1
Michigan	17-7
Michigan State	5-2
Minnesota	1-1
Northwestern	7-0
Ohio State	3-2
Penn State	8-1
Purdue	1-4
Wisconsin	0-0
Totals:	56-23

Ivy League	W-L
Brown	3-1
Columbia	1-1
Cornell	3-0
Dartmouth	0-0
Harvard	10-0
Pennsylvania	8-6
Princeton	16-1
Yale	3-0
Totals:	44-9

Missouri Valley	W-L
Bradley	1-1
Creighton	0-0
Drake	1-0
Evansville	0-0
Illinois State	0-0
Indiana State	0-0
Missouri State	1-0
Northern Iowa	0-0
Southern Illinois	2-1
Wichita State	0-0
Totals:	5-2

Sun Belt	W-L
Arkansas-Little Rock	0-0
Arkansas State	0-0
Denver	0-0
Florida Atlantic	0-0
Florida International	0-0
Louisiana-Lafayette	1-0
Louisiana-Monroe	1-0
Middle Tennessee	0-0
New Orleans	1-0
North Texas	0-0
South Alabama	0-0
Troy	0-0
Western Kentucky	4-0
Totals:	7-0

Atlantic 10	W-L
Charlotte	2-0
Dayton	5-1
Duquesne	4-1
Fordham	0-0
George Washington	14-13
LaSalle	4-0
Massachusetts	1-0
Rhode Island	2-0
Richmond	8-2
Saint Louis	3-0
St. Bonaventure	0-1
St. Joseph's	10-0
Temple	15-9
Xavier	3-0
Totals	71-27

Big 12	W-L
Baylor	0-0
Colorado	1-1
Iowa State	0-0
Kansas	6-2
Kansas State	1-0
Missouri	2-0
Nebraska	0-0
Oklahoma	4-0
Oklahoma State	1-1
Texas	3-0
Texas A&M	1-0
Texas Tech	0-0
Totals:	19-4

Metro Atlantic	W-L
Canisius	4-1
Fairfield	3-0
Iona	0-0
Loyola (Md.)	1-0
Manhattan	0-0
Marist	0-0
Niagara	0-0
Rider	1-0
Siena	0-0
St. Peter's	0-2
Totals:	9-3

Mountain West	W-L
Air Force	0-0
Brigham Young	1-1
Colorado State	1-0
New Mexico	0-0
San Diego State	1-0
TCU	0-0
UNLV	1-2
Utah	2-1
Wyoming	2-0
Totals:	8-4

West Coast	W-L
Gonzaga	0-0
Loyola Marymount	0-0
Pepperdine	1-0
Portland	3-0
St. Mary's (Calif.)	0-0
San Diego	0-0
San Francisco	1-1
Santa Clara	2-0
Totals:	7-1

Big East	W-L
Cincinnati	2-1
Connecticut	4-4
DePaul	4-0
Georgetown	5-6
Louisville	4-3
Marquette	4-1
Noire Dame	19-2
Pittsburgh	6-5
Providence	1-1
Rutgers	3-0
St. John's	10-5
Seton Hall	7-1
South Florida	3-0
Syracuse	2-2
Villanova	7-3
West Virginia	17-6
Totals	98-40

Colonial Ath. Assn.	W-L
Delaware	1-0
Drexel	1-0
George Mason	2-0
Georgia State	0-0
Hofstra	0-0
James Madison	0-0
N.C. Wilmington	1-0
Northeastern	4-0
Old Dominion	2-0
Towson	0-0
VCU	0-0
William & Mary	27-3
Totals:	38-3

Mid-American	W-L
Akron	0-0
Ball State	1-0
Bowling Green	0-0
Buffalo	0-0
Central Michigan	1-0
Eastern Michigan	0-1
Kent State	1-0
Miami (Ohio)	0-0
Northern Illinois	0-0
Ohio	1-0
Toledo	1-0
Western Michigan	0-0
Totals:	5-1

Pacific 10	W-L
Arizona	4-3
Arizona State	0-0
California	0-2
Oregon	0-0
Oregon State	2-0
Southern Cal	4-2
Stanford	0-2
UCLA	9-6
Washington	4-1
Washington State	0-0
Totals:	23-16

Western Athletic	W-L
Boise State	0-0
Fresno State	1-0
Hawaii	1-0
Idaho	0-0
Louisiana Tech	0-0
Nevada	0-0
New Mexico State	0-0
San Jose State	0-0
Utah State	0-0
Totals:	2-0

Big South	W-L
Birm. Southern	0-0
Charleston Southern	0-0
Coastal Carolina	0-0
High Point	3-0
Liberty	1-0
N.C. Asheville	0-0

Conference USA	W-L
Central Florida	0-0
East Carolina	20-0
Houston	0-0
Marshall	0-0
Memphis	1-0
Rice	1-0
SMU	3-1
Southern Mississippi	0-0
Tulane	2-1
Tulsa	2-0
UAB	2-0
UTEP	0-0
Totals:	31-2

Mid-Continent	W-L
Centenary	0-0
Chicago State	1-0
IUPUI	1-0
Missouri-Kansas City	0-0
Oakland	0-0
Oral Roberts	0-0
Southern Utah	0-0
Valparaiso	3-0
Western Illinois	0-0
Totals:	4-0

Patriot League	W-L
American	0-0
Army	9-3
Bucknell	3-0
Colgate	1-1
Holy Cross	1-0
Lafayette	1-0
Lehigh	4-0
Navy	29-13
Totals:	48-17

Other Conferences	W-L
Big Sky	1-0
Big West	3-0
Independents	1-0
Northeast	2-2
Ohio Valley	2-0
Southland	2-0
SWAC	4-0

Mid-Eastern Ath.	W-L
Bethune-Cookman	0-0
Coppin State	0-0
Delaware State	1-0
Florida A&M	1-0
Hampton	0-0
Howard	1-0
Md.-Eastern Shore	0-0
Morgan State	0-0

Southeastern	W-L
Alabama	7-3
Arkansas	1-2
Auburn	3-0
Florida	12-4
Georgia	2-3
Kentucky	8-11
LSU	5-2
Mississippi	0-0
Mississippi State	1-2
South Carolina	57-19
Tennessee	7-7
Vanderbilt	10-5
Totals:	113-58

Duke has dominated college basketball in recent seasons. Among Duke's incredible accomplishments from the 1997-98 through 2005-06 seasons were the 2001 NCAA Championship, three Final Four appearances, five consecutive ACC regular season championships from 1998-2001, seven ACC Tournament titles, including an unprecedented five consecutive ACC Tournament titles from 1999-2003, five years ranked number one in the final AP poll and a national-high 280 victories, an average of 31.1 per season. The following is a look at Duke compared with several prominent programs during that nine-year period.

Team	Overall Victories	20-Win Seasons	30-Win Seasons	Regular Season League Titles	League Tmt. Titles	NCAA Titles	Ntl. Players of the Year	Final AP No. 1 Ranking	Final Fours	Consensus First Team All-Americans	Academic All-Americans	Top 10 Final RPI	NBA Lotto Picks
▶Duke	280	3	6	6	7	1	6 ¹	5 ²	3	8 ³	3	9	9
Connecticut	243	4	4	6	4	2	1	--	2	3	--	5	7
Kansas	243	6	3	5	3	--	2	--	2	5	1	4	5
Kentucky	241	7	2	7	5	1	--	1	1	--	--	7	--
Gonzaga	240	8	--	8	7	--	1	--	--	2	1	2	1
Arizona	229	7	2	4	1	--	--	--	1	3	--	6	5
Cincinnati	227	8	1	6	3	--	1	--	--	2	--	3	2
Illinois	226	8	1	5	2	--	--	1	1	1	--	2	1
Syracuse	224	8	1	2	2	1	--	--	1	1	1	1	2
Michigan State	222	5	2	4	2	1	--	--	4	1	2	3	1
Stanford	222	4	3	4	1	--	--	1	1	2	3	3	1
Oklahoma	220	8	1	1	3	--	--	--	1	0	1	2	--
Florida	213	7	1	2	2	1	--	--	2	--	2	2	2
Utah	213	6	1	5	2	--	1	--	1	2	2	--	3
Oklahoma State	211	7	1	1	2	--	--	--	1	--	--	2	--
Maryland	210	6	1	1	1	1	--	--	2	1	--	2	2
North Carolina	208	5	2	2	1	1	1	1	3	2	--	4	4
Texas	205	6	1	2	--	--	1	--	1	2	--	4	3
Xavier	205	8	--	3	4	--	1	--	--	1	1	--	--
Charleston	199	7	--	5	1	--	--	--	--	--	2	--	--
Wisconsin	196	5	--	2	1	--	--	--	1	--	--	--	1
Pittsburgh	190	5	1	3	1	--	--	--	--	--	--	2	--
Wake Forest	185	5	--	1	--	--	--	--	--	2	1	1	1
Tulsa	183	4	1	2	1	--	--	--	--	--	1	--	--
Temple	180	4	--	4	2	--	--	--	--	--	--	1	--
Louisville	179	3	1	1	2	--	--	--	1	--	--	--	--
Indiana	178	6	--	1	--	--	--	--	1	1	--	1	1
UCLA	177	6	1	1	6	--	--	--	1	--	--	2	2
Fresno State	176	6	--	2	1	--	--	--	--	--	--	--	2
Boston College	175	6	--	2	1	--	--	--	--	--	--	2	--
N.C. State	174	5	--	--	--	--	--	--	--	--	--	--	--
Tennessee	172	5	--	2	--	--	--	--	--	--	--	--	1
Notre Dame	167	4	--	1	--	--	--	--	--	2	2	1	--
Georgia Tech	154	2	--	--	--	--	--	--	1	--	1	1	1
Michigan	148	3	--	--	1	--	--	--	--	--	--	1	2
Virginia	144	1	--	--	--	--	--	--	--	--	--	--	--

¹ Duke's Elton Brand was the unanimous National Player of the Year in 1999. Shane Battier was the consensus National Player of the Year in 2001, but he shared the award with Blue Devil teammate Jason Williams (NABC). Duke was the first program in college history to have two National Player of the Year honorees from the same team in the same season. Williams was the consensus winner in 2002. J.J. Redick won or shared all of the major Player of the Year awards in 2006. Of a possible 53 National Player of the Year honors awarded by the Associated Press, U.S. Basketball Writers Association, Wooden Award, Naismith Award, Rupp Award and the National Association of Basketball Coaches, the past nine seasons, Duke players have collected 28 of them. Duke has had four Player of the Year winners in the past six seasons.

² Duke finished number one in the final AP poll in four consecutive seasons from 1999-2002, becoming the first college program in history to accomplish that feat. Since the 1997-98 season, Duke has been ranked No. 1 in the nation in 55 of 168 polls (33 percent). Duke has reached No. 1 in eight of the past nine seasons.

³ Duke's eight consensus first team All-Americans from 1998-2006 were the most by any program in the nation. Elton Brand (1999), Chris Carrarell (2000), Shane Battier (2001), Jason Williams (2001, 2002), J.J. Redick (2005, 2006) and Shelden Williams (2006) were the Blue Devils' first team All-America honorees during that time.

RESULTS



THE

MEDIA

2006-07 BASKETBALL YEARBOOK

This yearbook has been prepared to assist the media in its coverage of Duke basketball during the 2006-07 season. It is also intended for fans and prospective students of Duke University. Should you need additional information, contact the Duke Sports Information Office — Box 90557, Room 115, Cameron Indoor Stadium, Durham, N.C. 27708-0557; (919) 684-2633.

Press Credentials

All media attending Duke basketball home games must display proper media credentials. Requests for credentials should be made in advance by mail, FAX or email on company letterhead and directed to Assistant AD for Communication/Media Relations Jon Jackson. Due to the limited number of seats available on press row, priority is given to daily newspapers, major magazines and electronic media in the geographic areas of the competing teams. Internet sites, other than the official sites of the two participating teams, requesting credentials should contact the Duke Sports Information Department regarding its policy. Duke reserves the right to refuse any credential request deemed not to be in the best interest of Duke University.

Photo Credentials

All photographers attending Duke basketball home games must display proper credentials. Requests for credentials should be made in advance by mail, FAX or email on company letterhead and directed to Jon Jackson. Due to limited space on the baseline and the inability to create a double row for photographers, virtually no freelance photographers are allowed to shoot during the season. Duke does have permanent strobe lights in Cameron, thus installation by any other media agency is very limited.

Radio Credentials

Passes for non-broadcasting radio stations will be allotted on a first-come, first-serve basis and will be limited to stations with full-time sports directors. Requests for credentials should be made in advance by mail, FAX or email on company letterhead and directed to Jon Jackson. If a radio network is requesting a stringer to cover the game, the request needs to be made by the network, not the individual. Also, radio spotters and statisticians are available for a fee, but the Duke Sports Information Department must be notified at least 10 days in advance.

Radio stringers who are requesting live, cell phone interviews following a game need to contact a representative from the Duke Sports Information Office. These requests will be handled if a player has completed interviews in the open locker room with the media in attendance at the game. If a radio stringer goes directly to a player or a coach, he or she may be asked to leave the locker room area.

NBA Scouts

NBA scouts may request tickets to Duke home basketball games. Requests for tickets should be made in advance by mail, FAX or email on team letterhead and directed to Jon Jackson. Scouts will be charged for the tickets. Since seating is very limited in Cameron Indoor Stadium, these requests are handled on a first-come, first-serve basis. Only one representative per team will be permitted because of space limitations. Parking will not be provided to NBA scouts, unless specifically requested by the team. Tickets will be left at the WILL CALL window at Cameron Indoor Stadium unless the team and the Duke Sports Information Office make other arrangements.

Media Releases

Notes packages will be available at least one day prior to each game and in many instances, much earlier. The game notes packages will be emailed to a distribution list and posted on Duke's

Duke Sports Information Department

Office Phone: (919) 684-2633
Office FAX: (919) 684-2489
Athletic Web Site: GoDuke.com

Jon Jackson, Asst. AD/Communication (basketball)

Home Phone: (919) 450-0887
Cell Phone: (919) 491-1663
Email: sid@duaa.duke.edu

Art Chase, Director

Email: chasea@duaa.duke.edu

Lindy Brown, Associate Director

Email: lbrown@duaa.duke.edu

Matt Plizga, Assistant Director (basketball)

Home Phone: (919) 620-5773
Cell Phone: (919) 812-0882
Email: plizga@duke.edu

Lee Aldridge, Staff Assistant

Email: laldrige@duaa.duke.edu

Maegan Azpiazu, Staff Assistant

Email: mazpiazu@duaa.duke.edu

Curtis Snyder, Dir. of Internet Operations

Email: curtis.snyder@duke.edu

Jason Sholtz, Internet Staff Assistant

Email: sholtzjc@duaa.duke.edu

Paulette Rogers, Secretary

Email: paulette@duke.edu



Jon Jackson
 Assistant AD/
 Communication



Matt Plizga
 Assistant Director

Mailing Address:

Duke SID Office, Box
 90557, Durham, N.C.,
 27708

Overnight Address:

Duke SID Office, Room 115,
 Cameron Indoor Stadium
 Durham, N.C. 27708

official athletic web site, GoDuke.com. To join the distribution list, send an email to Assistant Sports Information Director Matt Plizga at plizga@duke.edu or call (919) 684-2633.

Radio Information

The radio broadcast booths are located on the east side of the stadium and are suspended from the ceiling. Access to the booths is through section six off the upper concourse. Three phone lines, an ISDN line, and a dry pair to the press interview area are accessible to the visiting radio network as designated by that school's sports information office. Verification of your network or the need for additional lines must be ordered directly from the Duke Office of Information Technology at (919) 684-3689.

Space is available for only one broadcast crew from the visiting school. Student stations will generally not be allowed to broadcast due to space limitations. Special requests need to be made through the visiting SID offices.

Telephones

Ten courtesy telephones will be installed only for media use in the Duke press room located in the northeast corner of Cameron Indoor Stadium during all Blue Devil basketball home games. There are also both ethernet and wireless connections available for both

writers and photographers at each home game.

Courtside phones are available on an extremely limited basis due to line restrictions and safety. Please contact Jon Jackson prior to ordering any phone lines from the Duke OIT.

The main press row phone number at Cameron Indoor Stadium is (919) 684-6186.

Parking

Media parking at Cameron Indoor Stadium is available on a limited basis. Requests for parking should be made well in advance of game day. The media parking lot is located on the concourse of Wallace Wade Stadium at the east gate.

Interview Procedures

Players - All interviews with Duke basketball players must be arranged through the sports information office. Please contact Duke Assistant Sports Information Director Matt Plizga at (919) 668-1712 for Blue Devil player requests. The most desirable time to plan on conducting such interviews is before practices. Interview requests must be made at least one day in advance. There will be no interviews on the day of a game. There are no exceptions to this rule for any purpose, including national television broadcasts.

Coaches - All interviews with Duke Head Coach Mike Krzyzewski can be arranged through Assistant AD/Communication and Media Relations Jon Jackson at (919) 684-2633. However, it is strongly recommended that media utilize the Atlantic Coast Conference's weekly teleconference. Coach K will be available for 10 minutes each Monday at 12:00 p.m. on that line. Requests for interviews with assistant coaches or basketball staff should also be arranged through Jackson.

Practice Coverage

For the most part, Duke practices are closed to all outside parties. Media members can contact Jon Jackson about attending a specific practice session. Television crews needing to get shots of practice should plan on coming early to shoot warm-ups before the actual practice begins.

ACC Teleconference

The 12 ACC head basketball coaches will be featured on nine Monday teleconferences during the 2006-07 season. Each coach will have 10 minutes to make an opening statement and answer questions. There will be an instant replay of each teleconference on the conference's internet site www.TheACC.com each Monday afternoon. Because this service is for the media only, the phone number can only be given out by the Duke Sports Information Department at (919) 684-2633 or the ACC office at (336) 851-6062.

Here is the schedule for the weekly teleconference, which will run every Monday from January 8, 2007 to March 5, 2007:

10:30	Skip Prosser	Wake Forest
10:40	Seth Greenberg	Virginia Tech
10:50	Dave Leitao	Virginia
11:00	Sidney Lowe	N.C. State
11:10	Roy Williams	North Carolina
11:20	Frank Haith	Miami
11:30	Gary Williams	Maryland
11:40	Paul Hewitt	Georgia Tech
11:50	Leonard Hamilton	Florida State
12:00	► Mike Krzyzewski	Duke
12:10	Oliver Purnell	Clemson
12:20	Al Skinner	Boston College

Locker Room Policy

The Duke locker room operates under an equal access policy designed for easy coverage of the basketball program. The Duke locker room will be open to all working media after an approximate 10-minute "cooling off" period. At least one full-time staff member of the Duke Sports Information Department will be present at all times to help with any requests.

Mike Krzyzewski will address the media following each game at a specified location. At home the postgame press conference will take place in the Duke Media Room located in the northeast corner of Cameron Indoor Stadium.

At all other times during the year, the Duke locker room is closed to all outside parties.

Directions to Cameron Indoor Stadium

From Raleigh/Durham International Airport

Via I-40 West
Exit Highway 147
(Durham Expressway)
Exit Chapel Hill Street
(approximately 10 miles)
Right at light on Chapel Hill St.
Proceed to dead end - turn right on Highway 751
Right on Science Drive
Right on Whitford Drive
Cameron on left

From I-85 North

Exit 170 - Highway 751
Right at first light
Go to fourth light
(approximately three miles)
Left on Science Drive
Right on Whitford Drive
Cameron on left

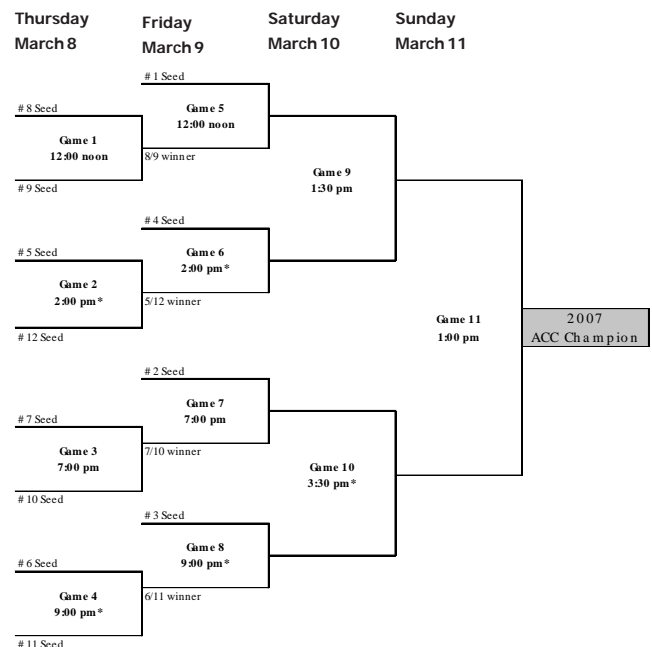
From I-85 South

Exit 15-501 Bypass South
On 15-501, Exit Highway 751
Left at light
Go to third light
(approximately one mile)
Left on Science Drive
Right on Whitford Drive
Cameron on left



2007 Atlantic Coast Conference Men's Basketball Tournament

St. Pete Times Forum
Tampa, Fla.



GoDuke.com

For unparalleled coverage of Blue Devil men's basketball and the entire intercollegiate athletics department at Duke, access the world wide web at GoDuke.com. The official site of Duke athletics features the latest technological advances, plus in-depth coverage of Duke players, coaches and staff.

Duke fans will also get the latest media notes, player biographies and happenings of the Duke men's basketball program. Head coach Mike Krzyzewski will be featured with daily audio updates throughout the season. In addition, player chats and diaries can be accessed. Get inside Duke basketball with GoDuke.com.

The site, managed by Director of Internet Operations Curtis Snyder, also has complete minute-by-minute coverage of every Duke basketball game.

You can access the revolutionary cybercast of every home basketball game from GoDuke.com. The cybercast features the game stats, scores from around the country and live play-by-play.

While doing all of that, you can also listen to the radio broadcast of every game powered by Yahoo! Sports. Truly, this is the most unique and revolutionary way to "watch" a college basketball game.

In terms of overall traffic, Duke's web site has consistently been ranked among the highest-rated college sites in the country over the past four years.

Duke Radio Network

A state-wide radio audience follows all the action of Duke men's basketball on The Duke Radio Network. The network provides in-depth pregame coverage, live play-by-play of all the action and the post-

game press conferences straight from the locker room to 28 stations via satellite each game. The broadcast also features a one-hour pregame show.

North Carolina Sports Hall of Fame broadcaster Bob Harris, now in his 31st season as the voice of the Blue Devils, calls all the action for Duke fans each game. John Roth handles color commentary duties and Matthew Laurance provides sideline analysis. John Rose makes it all sound great as network engineer.

The Duke Radio Network is operated by Moore Productions of Durham and run by Johnny Moore.

Duke Coaches Corner

Presented by DNJ Mortgage and O'Reilly Auto Parts

The Duke Coaches Corner features Mike Krzyzewski and Bob Harris bringing Duke fans a daily five-minute update on Duke basketball. The program can be heard daily on GoDuke.com and in the Durham-Raleigh area on 620 AM WDNC.

Inside Basketball With Duke's Coach K

The popular weekly television show, "Inside Basketball with Duke's Coach K," is back for another successful season.


The 30-minute, action-packed program features head coach Mike Krzyzewski and his expert analysis of the ACC and national basketball issues. It also has Duke game highlights and informative player features.

The show airs locally on WTVD-TV on Sundays at noon, and Saturday mornings in the state of North Carolina and the Southeast on Fox Sports Net South.

Duke Radio Network

WZKY	1580	Albemarle
WBAG	1150	Burlington
WNMX	106.1-FM	Charlotte
WCSL	1590	Cherryville
WDNC	620	Durham
WZBO	1260	Edenton
WCNC	1240	Elizabeth City
WCCG	104.5-FM	Fayetteville
WYPT	97.9-FM	Gaston
WGNC	1450	Gastonia
WIST	98.3-FM	Greensboro
WNCT	107.9-FM	Greenville
WIST	98.3-FM	High Point
WLXN	1440	Lexington
WLON	1050	Lincolnton
WBRG	1050	Lynchburg, Va.
WDLZ	98.3-FM	Murfreesboro
WRBZ	850	Raleigh
WCBT	1230	Roanoke Rapids
WAYN	900	Rockingham
WKRX	96.7-FM	Roxboro
WCAB	590	Rutherfordton
WSTP	1490	Salisbury
WOHS	730	Shelby
WEEB	990	Southern Pines
WSVM	1490	Valdese
WIST	98.3-FM	Winston-Salem

Home games also can be heard on XM Radio



Opponent SID Information

Boston College

Basketball Contact: Dick Kelley
 E-mail: kelleyri@bc.edu
 Office Phone: (617) 552-3004
 Cell Phone: (617) 388-5404
 Office Fax: (617) 552-4903
 Website: www.bceagles.com

Clemson

Basketball Contact: Tim Bourret
 E-mail: btimoth@clemson.edu
 Office Phone: (864) 656-2114
 Cell Phone: (864) 356-3791
 Office Fax: (864) 656-0299
 Website: www.clemsontigers.com

Columbia

Basketball Contact: Darlene Camacho
 E-mail: dc2164@columbia.edu
 Office Phone: (212) 854-2535
 Cell Phone: (646) 712-1300
 Office Fax: (212) 854-8168
 Website: www.gocolumbialions.edu

Davidson

Basketball Contact: Rick Bender
 E-mail: ribender@davidson.edu
 Office Phone: (704) 894-2123
 Cell Phone: (704) 996-4668
 Office Fax: (704) 894-2636
 Website: www.davidson.edu/athletics

Florida State

Basketball Contact: Chuck Walsh
 E-mail: cwalsh@mailier.fsu.edu
 Office Phone: (850) 644-1077
 Cell Phone: (850) 545-7039
 Office Fax: (850) 644-3820
 Website: www.seminoles.com

George Mason

Basketball Contact: Richard Coco
 E-mail: rcoco@gmu.edu
 Office Phone: (703) 993-3264
 Cell Phone: (703) 338-3194
 Office Fax: (703) 993-3259
 Website: www.GoMason.com

Georgetown

Basketball Contact: Bill Shapland
 E-mail: shaplanw@georgetown.edu
 Office Phone: (202) 687-2492
 Cell Phone: (202) 446-3727
 Office Fax: (202) 687-2491
 Website: www.guhoyas.com

Georgia Tech

Basketball Contact: Mike Stamus
 E-mail: mstamus@at.gtaa.gatech.edu
 Office Phone: (404) 894-5445
 Cell Phone: (404) 218-9723
 Office Fax: (404) 894-1248
 Website: www.ramblinwreck.com

Gonzaga

Basketball Contact: Oliver Pierce
 E-mail: pierce@athletics.gonzaga.edu
 Office Phone: (509) 323-6373
 Cell Phone: (509) 280-8421
 Office Fax: (509) 323-5730
 Website: www.gozags.com

Holy Cross

Basketball Contact: Charles Bare
 E-mail: cbare@holycross.edu
 Office Phone: (508) 793-2583
 Cell Phone: (508) 754-6870
 Office Fax: (508) 793-2309
 Website: www.GoHolyCross.com

Indiana

Basketball Contact: Pete Rhoda
 E-mail: prhoda@indiana.edu
 Office Phone: (812) 856-0553
 Cell Phone: (812) 219-7144
 Office Fax: (812) 855-9401
 Website: www.iuhoosiers.com

Kent State

Basketball Contact: Jason Tirota
 E-mail: jtirota@kent.edu
 Office Phone: (330) 672-2254
 Cell Phone: (330) 329-5248
 Office Fax: (330) 672-2112
 Website: www.kent.edu/athletics

Maryland

Basketball Contact: Jason Yaman
 E-mail: jyaman@umd.edu
 Office Phone: (301) 314-8052
 Cell Phone: (240) 417-5763
 Office Fax: (301) 314-9094
 Website: www.umterps.com

Miami (Fla.)

Basketball Contact: Samuel Henderson
 E-mail: shenderson@miami.edu
 Office Phone: (305) 284-3244
 Cell Phone: (305) 284-3248
 Office Fax: (305) 284-2807
 Website: www.hurricanesports.com

North Carolina

Basketball Contact: Steve Kirschner
 E-mail: skirschner@uncaa.unc.edu
 Office Phone: (919) 962-7258
 Cell Phone: (919) 475-2695
 Office Fax: (919) 962-0612
 Website: www.TarHeelBlue.com

UNC Greensboro

Basketball Contact: Mike Hirschman
 E-mail: mwhirsch@uncg.edu
 Office Phone: (336) 334-5615
 Cell Phone: (336) 202-5331
 Office Fax: (336) 334-3270
 Website: www.uncgspartans.com

North Carolina State

Basketball Contact: Annabelle Vaughan
 E-mail: annabelle_vaughan@ncsu.edu
 Office Phone: (919) 515-2102
 Cell Phone: (919) 819-8302
 Office Fax: (919) 515-2898
 Website: www.gopack.com

San Jose State

Basketball Contact: Lawrence Fan
 E-mail: ltfan@email.sjsu.edu
 Office Phone: (408) 924-1217
 Cell Phone: (408) 768-3424
 Office Fax: (408) 924-1291
 Website: www.sjsuspartans.com

St. John's

Basketball Contact: Mark Fratto
 E-mail: frattom@stjohns.edu
 Office Phone: (718) 990-6897
 Cell Phone: (917) 698-0865
 Office Fax: (718) 969-8468
 Website: www.redstormsports.com

Temple

Basketball Contact: Larry Dougherty
 E-mail: larrydoc@temple.edu
 Office Phone: (215) 204-2588
 Cell Phone: (215) 651-1822
 Office Fax: (215) 204-7499
 Website: www.owlsports.com

Virginia

Basketball Contact: Rich Murray
 E-mail: rmurray@virginia.edu
 Office Phone: (434) 982-5500
 Cell Phone: (434) 981-4942
 Office Fax: (434) 982-5525
 Website: www.virginiasports.com

Virginia Tech

Basketball Contact: Bill Dyer
 E-mail: wdyer@vt.edu
 Office Phone: (540) 231-8852
 Cell Phone: (540) 998-5906
 Office Fax: (540) 231-6984
 Website: www.hokiesports.com

Wake Forest

Basketball Contact: Dean Buchan
 E-mail: buchandw@wfu.edu
 Office Phone: (336) 758-5640
 Cell Phone: (336) 287-8954
 Office Fax: (336) 758-5140
 Website: www.wakeforestsports.com

Atlantic Coast Conference

Basketball Contact: Brian Morrison
 E-mail: bmorrison@theacc.org
 Office Phone: (336) 851-6062
 Office Fax: (336) 854-8797
 Associate Director: Jason Leturmy
 Associate Director: Lindsey Rogers
 Assistant Director: Kristie Le
 Administrative Assistant: Barb Dery
 Website: www.theacc.com

Newspapers

Durham Herald-Sun

PO Box 2092, Durham, N.C. 27702
 Jimmy Dupree (se), Bryan Strickland (beat),
 Frank Dascenzo (column)
Phone: (919) 419-6673 **Fax:** (919) 419-6889
Email: jdupree@heraldsun.com
Web: www.herald-sun.com

Raleigh News & Observer

215 S. McDowell St., Raleigh, N.C. 27601
 Sherry Johnson (se), Luci Chavez (beat),
 Caulton Tudor (column)
Phone: (919) 829-4560 **Fax:** (919) 829-4888
Email: sports@nando.com
Web: www.newsobserver.com

Burlington Times-News

707 South Main St., Burlington, N.C. 27215
 Bob Sutton (se), Jeff Wirick
Phone: (800) 488-0085 **Fax:** (336) 229-2463
Email: bob_sutton@link.freedom.com
Web: www.thetimesnews.com

Chapel Hill News

PO Box 870, Chapel Hill, N.C. 27516
 William Elliott Warnock (se)
Phone: (919) 932-8743 **Fax:** (919) 968-4953
Email: chnsports@nando.com
Web: www.chapelhillnews.com

Charlotte Observer

PO Box 32188, Charlotte, N.C. 28232
 Mike Persinger (se), Harry Pickett (ase),
 Ron Green, Jr.
Phone: (704) 358-5125 **Fax:** (704) 358-5110
Email: obsports@charlotte.com
 Ken Tysiac (beat)
Phone: (919) 388-9830
Web: www.charlotte.com/observer

Fayetteville Observer-Times

PO Box 849, Fayetteville, N.C. 28302
 Eddie Southards (se), Sammy Batten,
 Brett Friedlander, Dan Wiederer
Phone: (910) 486-3530 **Fax:** (910) 486-3545
Email: jaworskim@fayettevillenc.com
Web: www.fayettevillenc.com

Goldsboro News-Argus

PO Box 10629, Goldsboro, N.C. 27532
 David Williams (se), Gabe Cornwall
Phone: (919) 778-2211 **Fax:** (919) 778-7058
Email: sportsline@newsargus.com
Web: www.newsargus.com

Greensboro News & Record

PO Box 20848, Greensboro, N.C. 27420-0848
 Eddie Wooten (se), Jim Young (beat)
Phone: (336) 373-7062 **Fax:** (336) 373-7067
Email: sports@news-record.com
Web: www.news-record.com

High Point Enterprise

PO Box 1009, High Point, N.C. 27261
 Benny Phillips (se), Steve Phillips (beat)
Phone: (800) 933-5760 **Fax:** (336) 888-3504
Email: sphillips@hpe.com
Web: www.hpe.com

The Dispatch

30 East First Ave., Lexington, N.C. 27292
 Bruce Wehrle (se)
Phone: (336) 249-3981 **Fax:** (336) 249-0712
Email: news@the-dispatch.com
Web: www.the-dispatch.com

Salisbury Post

PO Box 4639, Salisbury, N.C. 28145-4639
 Ronnie Gallagher (se)
Phone: (704) 797-4256 **Fax:** (704) 639-0003
Email: sports@salisburypost.com
Web: www.salisburypost.com

Wilmington Star News

PO Box 804, Wilmington, N.C. 28402
 Neil Amato (se), Andrew Jones (beat)
Phone: (910) 343-2261 **Fax:** (910) 343-2007
Email: sports@wilmingtonstar.com
Web: www.wilmingtonstar.com

Wilson Daily Times

2001 Downing Street Ext., Wilson, N.C. 27894
 Phil Goble, Jr. (se), Shawn Yonker (ase)
Phone: (800) 849-8811 **Fax:** (252) 243-7501
Email: pgoble@wilsondaily.com
Web: www.wilsondaily.com

Winston-Salem Journal

PO Box 3159, Winston-Salem, N.C. 27102
 Terry Oberle (se), Bill Cole (beat),
 Lenox Rawlings (column)
Phone: (336) 727-7321 **Fax:** (336) 727-4083
Email: sports@journalnow.com
Web: www.journalnow.com

Wire Service

Associated Press

4020 Westchase Blvd., Suite 300,
 Raleigh, N.C. 27607
 Aaron Beard, Joedy McCreary
Email: abeard@ap.org, jmccreary@ap.org
Phone: (919) 833-8687 **Fax:** (919) 834-1078

Campus Related Newspapers

Duke Chronicle

Box 4696, Duke Station, Durham, N.C. 27708
 Greg Beaton (se)
Phone: (919) 684-2663 **Fax:** (919) 684-4696
Email: sports@chronicle.duke.edu
Web: www.chronicle.duke.edu

Blue Devil Weekly

719 Broad St., Durham, N.C. 27705
 John Roth (editor)
Phone: (919) 286-1498 **Fax:** (919) 286-0538
Email: bdw@mooreproductionsinc.com

Radio Stations

Duke Radio Network

719 Broad St., Durham, N.C. 27705
 Bob Harris (play-by-play)
Phone: (919) 286-1498 **Fax:** (919) 286-0538
Email: bob@mooreproductionsinc.com
 John Roth (color)
Phone: (919) 286-1498 **Fax:** (919) 286-0538
Email: bdw@mooreproductionsinc.com

WDNC Radio (620 AM)

407 Blackwell Street, Durham, N.C. 27701
Phone: (919) 687-6588 **Fax:** (919) 688-0180

WPTF Radio (680 AM)

3012 Highwoods Blvd., Suite 200,
 Raleigh, N.C. 27604
Phone: (919) 878-1724 **Fax:** (919) 876-5291

WRBZ Radio (850 AM)

5000 Falls of Neuse Rd., Raleigh, N.C. 27609
 Adam Gold (sd)
Phone: (919) 875-9100 **Fax:** (919) 875-9080

WTSB Radio (1090 AM)

3305 Durham Drive, Suite 111,
 Raleigh, N.C. 27603
Phone: (919) 329-9180 **Fax:** (919) 329-9803

Television Stations

NEWS 14 CAROLINA

2505 Atlantic Ave., Suite 102,
 Raleigh, N.C. 27604
 Jim Connors (sd), Terry Brooks
Phone: (919) 882-4230 **Fax:** (919) 882-4045
Email: news@news14.com

WNCN-TV (NBC 17)

1205 Front Street, Raleigh, N.C. 27609
 Chad Sokol, Maya Starks
Phone: (919) 835-6339 **Fax:** (919) 836-1687
Email: wncnsports@nbc.com

WRAL-TV (CBS 5)

PO Box 12000, Raleigh, N.C. 27605
 Bob Holliday (sd), Jeff Gravley, Tom Suiter
Phone: (919) 821-8595 **Fax:** (919) 821-8541
Email: sports@wral.com

WRAX-TV (Fox 50)

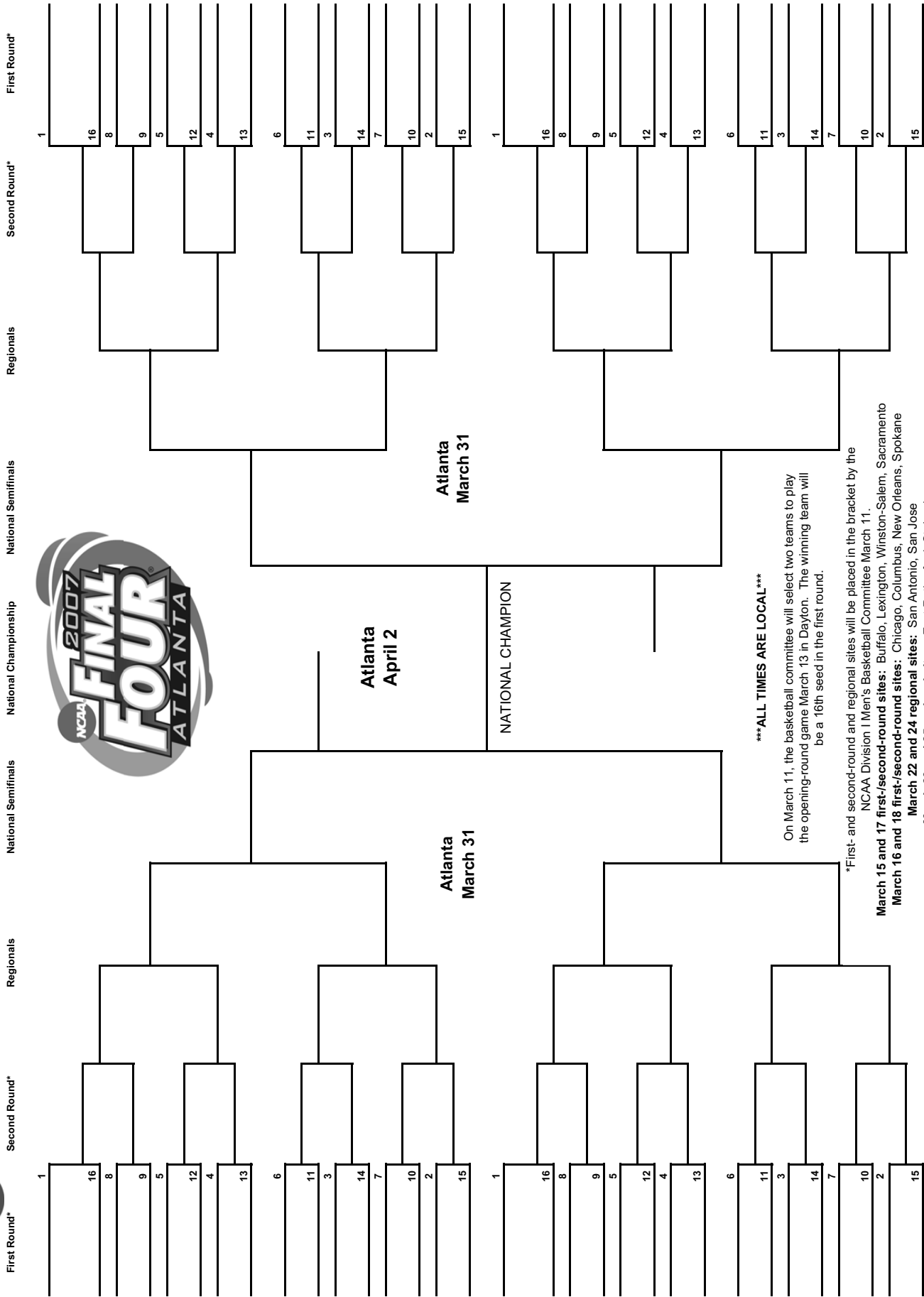
PO Box 30050, Raleigh, N.C. 27702
 Bob Holiday (sd)
Phone: (919) 595-5050 **Fax:** (919) 821-8541
Email: bholliday@wral.com

WTVD-TV (ABC 11)

PO Box 2009, Durham, N.C. 27702
 Tony Debo, Joe Mazur, Mark Armstrong
Phone: (919) 687-2326 **Fax:** (919) 687-4373
Email: tony.debo@abc.com

MEDIA

2007 NCAA Division I Men's Basketball Championship



*****ALL TIMES ARE LOCAL*****

On March 11, the basketball committee will select two teams to play the opening-round game March 13 in Dayton. The winning team will be a 16th seed in the first round.

*First- and second-round and regional sites will be placed in the bracket by the NCAA Division I Men's Basketball Committee March 11.
March 15 and 17 first-/second-round sites: Buffalo, Lexington, Winston-Salem, Sacramento
March 16 and 18 first-/second-round sites: Chicago, Columbus, New Orleans, Spokane
March 22 and 24 regional sites: San Antonio, San Jose
March 23 and 25 regional sites: East Rutherford, St. Louis

© 2006 National Collegiate Athletic Association. No commercial use without the NCAA's written permission. The NCAA opposes all sports wagering. This bracket should not be used for sweepstakes, contests, office pools or other gambling activities.

2007

Opening Round

March 13

University of Dayton Arena
Dayton, Ohio (Dayton)

First/Second Rounds

March 15 & 17

HSBC Arena
Buffalo, N.Y. (MAAC/Canisius/Niagara)
ARCO Arena
Sacramento, Calif. (Univ. of the Pacific)
Rupp Arena
Lexington, Ky. (Kentucky)
LJVM Coliseum
Winston-Salem, N.C. (Wake Forest)

March 16 & 18

United Center
Chicago, Ill. (Big Ten Conference)
Nationwide Arena
Columbus, Ohio (Ohio State)
Spokane Memorial Arena
Spokane, Wash. (Washington State)
New Orleans Arena
New Orleans, La. (Tulane)

Regionals

March 22 & 24

South: Alamodome
San Antonio, Texas (UT-San Antonio)
West: HP Pavilion
San Jose, Calif. (San Jose State)

March 23 & 25

East: Continental Airlines Arena
East Rutherford, N.J. (Rutgers)
Midwest: Edward Jones Dome
St. Louis, Mo. (Missouri Valley)

Final Four

March 31 & April 2

Georgia Dome
Atlanta, Ga. (Georgia Tech)

2008

Opening Round

March 18

University of Dayton Arena
Dayton, Ohio (Dayton)

First/Second Rounds

March 20 & 22

Arrowhead Pond
Anaheim, Calif. (Big West)
Pepsi Center
Denver, Colo. (Colorado State/MWC)
Qwest Center Omaha
Omaha, Neb. (Creighton/MVC)
MCI Center
Washington, D.C. (Georgetown)

March 21 & 23

BJCC Arena
Birmingham, Ala. (SEC)
Alltel Arena
Little Rock, Ark. (Arkansas-Little Rock)
RBC Center
Raleigh, N.C. (N.C. State)
St. Pete Times Forum
Tampa, Fla. (South Florida)

Regionals

March 27 & 29

East: Charlotte Arena
Charlotte, N.C. (Charlotte)
West: US Airways Center
Phoenix, Ariz. (Arizona State)

March 28 & 30

South: Reliant Stadium
Houston, Texas (Houston)
Midwest: Ford Field
Detroit, Mich. (Detroit Mercy)

Final Four

April 5 & April 7

Alamodome
San Antonio, Texas
(Texas-San Antonio)

2009

Opening Round

March 17

University of Dayton Arena
Dayton, Ohio (Dayton)

First/Second Rounds

March 19 & 21

Wachovia Center
Philadelphia, Pa. (St. Joseph's)
Greensboro Coliseum
Greensboro, N.C. (ACC)
Sprint Center
Kansas City, Mo. (Big 12)
Rose Garden
Portland, Ore. (Oregon)

March 20 & 22

University of Dayton Arena
Dayton, Ohio (Dayton)
American Airlines Arena
Miami, Fla. (Florida International)
Hubert H. Humphrey Metrodome
Minneapolis, Minn. (Minnesota)
Spokane Veterans Memorial Arena
Spokane, Wash. (Washington State)

Regionals

March 26 & 28

East: TD Banknorth Garden
Boston, Mass. (Boston College)
West: Cardinals Stadium
Glendale, Ariz. (Arizona State)

March 27 & 29

South: FedEx Forum
Memphis, Tenn. (Memphis)
Midwest: Lucas Oil Stadium
Indianapolis, Ind. (Butler)

Final Four

April 4 & April 6

Ford Field
Detroit, Mich.
(Detroit-Mercy)

Future Final Four Dates & Sites

2010 - April 3 & 5

RCA Dome, Indianapolis, Indiana

2011 - April 2 & 4

Reliant Stadium, Houston, Texas

