

# DUKE

DUKE  
5

MASON  
PLUMLEE

DUKE  
30

SETH  
CURRY

DUKE  
34

RYAN  
KELLY



2012-13 MEN'S BASKETBALL

# The Coach K Era

## *by the numbers*

---

<u>927</u>	- Career Coaching Wins (winningest coach in NCAA history)
<u>854</u>	- Total Victories at Duke (fourth in NCAA history for wins at one school)
<u>486</u>	- Weeks Ranked in the Top 25 (AP poll)
<u>425</u>	- Weeks Ranked in the Top 10 (AP poll)
<u>388</u>	- ACC Victories (second in league history)
<u>200</u>	- Consecutive Weeks Ranked in AP Poll (second-most all-time - 1997-2007)
<u>104</u>	- Weeks Ranked No. 1 In The AP Poll (91 weeks atop the AP poll since 1990)
<u>98</u>	- Percent Graduation Rate (players who have completed four years of eligibility)
<u>79</u>	- NCAA Tournament Victories (first all-time)
<u>39</u>	- All-America Selections (25 different honorees)
<u>28</u>	- NCAA Tournament Appearances (17 straight NCAA bids)
<u>25</u>	- NBA First Round Draft Picks (most by any active coach)
<u>17</u>	- NBA Lottery Picks (most by any active coach)
<u>13</u>	- ACC Tournament Championships (most by any active coach)
<u>12</u>	- ACC Regular Season Championships (most by any active coach)
<u>12</u>	- 30-Win Seasons (NCAA record for a coach)
<u>11</u>	- Final Four Appearances (tied for second all-time)
<u>10</u>	- Consecutive Top 10 Finishes (second-longest streak of all-time - 1997-2006)
<u>7</u>	- National Players of the Year (nine honors - most by any coach in NCAA history)
<u>6</u>	- National Defensive Players of the Year (nine honors - most all-time)
<u>4</u>	- National Championships
<u>4</u>	- Gold Medals as Head Coach of the U.S. Men's Senior National Team
<u>1</u>	- Coach K



## Directory

## ► 2012-13 Preview

Directory / Credits	1
2012-13 Quick Facts	1
Directions to Cameron Indoor Stadium	2
Media Information	2-3
Duke Sports Information Directory	4
Local Media Outlets	4
Opponent SID Contacts	5
Duke Basketball Notebook	6-8
2012-13 Roster	9
Pronunciation Guide	9
Radio/Television Roster	10

## ► The Players

Seth Curry	12-14
Andre Dawkins	15-17
Ryan Kelly	18-20
Mason Plumlee	21-23
Todd Zafirovski	24-25
Josh Hairston	26-27
Tyler Thornton	28-29
Quinn Cook	30-31
Rodney Hood	32
Amile Jefferson	33
Alex Murphy	34
Marshall Plumlee	35
Rasheed Sulaimon	36

## ► Staff

Mike Krzyzewski	38-47
Steve Wojciechowski	48-49
Chris Collins	50-51
Jeff Capel	52-53
Nate James	54-55
Pat Thompson	55
Kevin Cullen	56
Kenny King	56
Will Stephens	56
Basketball Staff	57-58
Duke Basketball Legacy Fund	59-60
Kevin White	61
Senior Administration	62

## ► 2011-12 In Review

2011-12 Review	64-65
2011-12 Individual Honors	65
2011-12 Results	66
2011-12 Statistics	67-68
2011-12 Boxscores	69-74
ACC Team Stats	75
ACC Individual Stats	76

## ► Tradition

The Duke Tradition	78
Individual Honors	79-81
NCAA Tournament Results	82
NCAA Tournament Breakdown	83
NCAA Tournament Records	84-85
1991 NCAA Champions	86
1992 NCAA Champions	87
2001 NCAA Champions	88
2010 NCAA Champions	89
ACC Tournament Results	90-91
ACC Tournament Records	92-93
Duke In-Season Tournament Results	94
In the Polls	95-99
Retired Jerseys	100-106
All-Time Jersey Numbers	107
Lettermen	108
Duke in the NBA	109-110
International Hoops	111-112

## ► Records

Career Records	114-117
Season Records	118-120
Game Records	121-122
Freshman Season Records	123-124
Freshman Game Records	125-126
Team Records - Season	127-128
Team Records - Game	129-130
Cameron Indoor Records	131-132
100-Point Games	133
Overtime Games	134
Opponent Records	135
Yearly Statistics	136-142
Annual Statistical Leaders	143-145
All-Time Player Career Statistics	146-150
1,000-Point Scorers	151-153
Coaching Records	154

## ► Results

Year-by-Year Record	156-157
All-Time Results	158-169
Series Results	170-177
Duke vs. Conferences	178

## Duke Quick Facts

Location	Durham, N.C.
Founded	1838 as Trinity College
First Basketball Season	1905-06
Enrollment	6,504
Nickname	Blue Devils
Colors	Duke Blue & White
Conference	Atlantic Coast (ACC)
Arena	Cameron Indoor Stadium
Court	Coach K Court
Arena Capacity	9,314
President	Dr. Richard H. Brodhead (Yale, '68)
Vice President/Director of Athletics	Kevin White (St. Joseph's College, '72)

## Basketball Staff

Head Coach	Mike Krzyzewski (Army, '69)
Overall Record	927-291 (37 years)
Duke Record	854-232 (32 years)
Assoc. Head Coach	Steve Wojciechowski (Duke, '98)
Assoc. Head Coach	Chris Collins (Duke, '96)
Assistant Coach	Jeff Capel (Duke, '97)
Special Assistant	Nate James (Duke, '01)
Director of Operations	Pat Thompson (Duke, '11)
Campus Relations Director	Kenny King (Duke, '00)
Strength Coach	Will Stephens (N.C. Central, '87)
Video Coordinator	Kevin Cullen (Duke, '07)
Recruiting Coordinator	David Bradley (Duke, '04)
Athletic Trainer	Jose Fonseca (Penn State, '97)
Executive Asst. to Mike Krzyzewski	Gerry Brown
Adm. Assistant	Laura Ann Howard
Basketball Office Phone	(919) 613-7500

## Team Information

2011-12 Overall Record	27-7
2011-12 ACC Record	13-3 (2nd)
Final Regular Season National Ranking (AP)	8
Lettermen Returning	10
Quinn Cook, Seth Curry, Andre Dawkins, Josh Hairston, Ryan Kelly, Alex Murphy, Marshall Plumlee, Mason Plumlee, Tyler Thornton, Todd Zafirovski	
Lettermen Lost	3
Michael Gbinije, Miles Plumlee, Austin Rivers	
Starters Returning	4
Seth Curry, Ryan Kelly, Mason Plumlee, Tyler Thornton	
Starters Lost	1
Austin Rivers	
Newcomers	3
Rodney Hood, Amile Jefferson, Rasheed Sulaimon	
All-Time Record	1,971-834
NCAA Championships	4 (latest 2010)
ACC Championships	19 (latest 2011)
NCAA Tournament Appearances	36 (latest 2012)
NIT Appearances	4 (latest 1981)

## Duke Basketball Media Guide Credits

The 2012-13 Duke Men's Basketball Media Guide is a publication of the Duke University Sports Information Department.

## Managing Editor

Matt Plizga

## Associate Editor

Chris Cook

## Assistant Editors

Jean Brooks, Leslie Gaber, Todd Lindenmuth, Kyle Martin, Meredith Rieder and Ashley Wolf

## Contributors

David Bradley, Coach K's Little Blue Book by Barry Jacobs, Art Chase, Mike Cragg, Bob Harris, Barry Jacobs, Jon Jackson, Kenny King, Mickie Krzyzewski, Johnny Moore, Brian Morrison, John Roth, Curtis Snyder and Mike Sobb

## Photography

Jon Gardiner, Duke Photography

## Printing

Telepathic Graphics; Raleigh, N.C.

## Media Information

### Press Credentials

All media attending Duke basketball home games must display proper media credentials. Requests for credentials should be made in advance by mail, FAX or email on company letterhead and directed to Associate Sports Information Director **Matt Plizga**. Due to the limited number of seats available on press row, priority is given to daily newspapers, major magazines and electronic media in the geographic areas of the competing teams. Internet sites, other than the official sites of the two participating teams, requesting credentials should contact the Duke Sports Information Department regarding its policy. Duke reserves the right to refuse any credential request deemed not to be in the best interest of Duke University.

### Photo Credentials

All photographers attending Duke basketball home games must display proper credentials. Requests for credentials should be made in advance by mail, FAX or email on company letterhead and directed to **Matt Plizga**. Due to limited space on the baseline and the inability to create a double row for photographers, virtually no freelance photographers are allowed to shoot during the season. Duke does have permanent strobe lights in Cameron Indoor Stadium, thus installation by any other media agency is very limited.

### Radio Credentials

Passes for non-broadcasting radio stations will be allotted on a first-come, first-serve basis and will be limited to stations with full-time sports directors. Requests for credentials should be made in advance by mail, FAX or email on company letterhead and directed to **Matt Plizga**. If a radio network is requesting a stringer to cover the game, the request needs to be made by the network, not the individual. Also, radio spotters and statisticians are available for a fee, but the Duke Sports Information Department must be notified at least 10 days in advance.

Radio stringers who are requesting live, cell phone interviews following a game need to contact a representative from the Duke Sports Information Department. These requests will be handled if a player has completed interviews in the open locker room with the media in attendance. If a radio stringer goes directly to a player or a coach, he or she may be asked to leave the locker room area.

### NBA Scouts

NBA scouts may request tickets to Duke home basketball games. Requests for tickets should be made in advance by mail, FAX or email on team letterhead and directed to **Matt Plizga**. Scouts will be charged for the tickets. Since seating is very limited in Cameron Indoor Stadium, these requests are handled on a first-come, first-serve basis. Only one representative per team will be permitted because of space limitations. Parking will not be provided to NBA scouts, unless specifically requested by the team. Tickets will be left at **MEDIA WILL CALL** on the north side of at Cameron Indoor Stadium unless the team and the Duke Sports Information Office make other arrangements.

### Media Releases

Notes packages will be available at least one day prior to each game and in many instances, much earlier. The game notes packages will be emailed to a distribution list and posted on Duke's official athletic website, GoDuke.com. To join the distribution list, send an email to associate sports information director **Matt Plizga** at [plizga@duaa.duke.edu](mailto:plizga@duaa.duke.edu) or call (919) 668-1712.

### Parking

Media parking at Cameron Indoor Stadium is available on a limited basis. Requests for parking should be made well in advance of game day. The media parking lot is located on the concourse of Wallace Wade Stadium at the east gate.

### Radio Information

The radio broadcast booths are located on the east side of the stadium and are suspended from the ceiling. Access to the booths is through section six off the upper concourse. Three phone lines, an ISDN line, and a dry pair to the press interview area are accessible to the visiting radio network as designated by that school's sports information office. Verification of your network or the need for additional lines must be ordered directly from Director of Game Operations **Bob Weiseman** at (919) 684-1785.

Space is available for only one broadcast crew from the visiting school. Student stations will generally not be allowed to broadcast due to space limitations. Special requests need to be made through the visiting SID offices.

### Interview Procedures

**Players** - All interviews with Duke basketball players must be arranged through the Sports Information Office. Please contact Duke Associate Sports Information Director **Matt Plizga** at (919) 668-1712 for Blue Devil player requests. Interview requests must be made at least one day in advance. There will be no interviews on the day of a game. There are no exceptions to this rule for any purpose, including national television broadcasts.

**Coaches** - All interviews with Duke Head Coach **Mike Krzyzewski** can be arranged through Associate AD/Media Relations & Public Affairs **Jon Jackson** at (919) 684-2624 or Associate Sports Information Director **Matt Plizga** at (919) 668-1712. However, it is strongly recommended that media utilize the Atlantic Coast Conference's weekly teleconference. Coach K will be available for 10 minutes each Monday at noon on that line. Requests for interviews with assistant coaches or basketball staff also should be arranged through Plizga.

### Practice Coverage

For the most part, Duke practices are closed to all outside parties. Media members can contact **Matt Plizga** about attending a specific practice session. Television crews needing to get shots of practice should plan on coming early to shoot warm-ups before the actual practice begins.

### Locker Room Policy

The Duke locker room operates under an equal access policy designed for easy coverage of the basketball program. The Duke locker room will be open to all working media after an approximate 10-minute "cooling off" period. At least one full-time staff member of the Duke Sports Information Department will be present at all times to help with any requests.

**Mike Krzyzewski** will address the media following each game at a specified location. At home, the postgame press conference will take place in the Bill Brill Media Room located in the northeast corner of Cameron Indoor Stadium.

At all other times during the year, the Duke locker room is closed to all outside parties.

### Directions to Cameron Indoor Stadium

#### From Raleigh/Durham Airport

Via I-40 West  
Exit Highway 147 (Durham Expressway)  
Exit Chapel Hill Street (approx. 10 miles)  
Right at light on Chapel Hill Street  
Proceed to dead end - turn right on Highway 751  
Right on Science Drive  
Right on Whitford Drive  
Cameron on left

#### From I-85 North

Exit 170 - Highway 751  
Right at first light  
Go to fourth light (approx. three miles)  
Left on Science Drive  
Right on Whitford Drive  
Cameron on left

#### From I-85 South

Exit 15-501 Bypass South  
On 15-501, Exit Highway 751  
Left at light  
Go to third light (approx. one mile)  
Left on Science Drive  
Right on Whitford Drive  
Cameron on left

**ACC Teleconference**

The 12 ACC head basketball coaches will be featured on 10 teleconferences during the 2012-13 season. Each coach will have 10 minutes to make an opening statement and answer questions. There will be an instant replay of each teleconference on the conference's website [www.TheACC.com](http://www.TheACC.com) each Monday afternoon. Because this service is for the media only, the phone number can only be given out by the Duke Sports Information Department at (919) 684-2633 or the ACC office at (336) 851-6062.

Here is the schedule for the weekly teleconference, which begins Monday, January 7, 2012 and continues through Monday, March 4, 2012:

Jeff Bzdelik, Wake Forest	10:30
James Johnson, Virginia Tech	10:40
Tony Bennett, Virginia	10:50
Mark Gottfried, NC State	11:00
Roy Williams, North Carolina	11:10
Jim Larranaga, Miami	11:20
Mark Turgeon, Maryland	11:30
Brian Gregory, Georgia Tech	11:40
Leonard Hamilton, Florida State	11:50
<b>Mike Krzyzewski, Duke</b>	<b>12:00</b>
Brad Brownell, Clemson	12:10
Steve Donahue, Boston College	12:20

**Telephones**

Courtesy telephones are available only for media use in the Bill Brill Media Room located in the northeast corner of Cameron Indoor Stadium during all Blue Devil home basketball games. There are also both ethernet and wireless connections available for writers and photographers at each home game.

Courtside phones are available on an extremely limited basis due to line restrictions and safety. Please contact **Matt Plizga** prior to ordering any phone lines from the Duke OIT. The main press row phone number at Cameron Indoor Stadium is (919) 684-6186.

**Duke Basketball on Twitter**

The official Twitter account of the Duke Basketball team is **@Duke\_MBB**.

**Duke Basketball Statistics Database**

The most extensive collegiate statistical database in the country, the Duke Basketball Database includes biographical information on every player on a Duke roster for every season and the result of every game in Duke history, dating back to 1905-06. The database includes every boxscore since the late 1930s, season and career stats for every player, team results and in-depth stat analysis, plus much more. Powered by StatsGeek, the database will soon expand to include the complete on-line record book and the opponent database. The database is updated after every game for the most up-to-date stats and records available.

**GoDuke.com**

Duke fans and media can access unparalleled coverage of the Blue Devils men's basketball team, as well as Duke's other 25 varsity sports, online at [GoDuke.com](http://GoDuke.com), the official website of Duke Athletics.

Powered by NeuLion, Duke fans will also get access to the latest media notes, player biographies and breaking news related to the men's basketball team. A subscription to Duke Inside Access includes daily audio updates from Mike Krzyzewski as well as video highlights of Duke games, including full game replays and condensed games, as well as access to the Blue Devil IMG Sports Network's live broadcast of games, live press conference coverage, postgame locker room access, video features and much more.

GoDuke.com content is also available through apps built for the iPhone, iPad and android devices. The website also features an auction website where fans can bid on Duke basketball tickets and memorabilia, and a DVD Store already outfitted with over 200 Duke games and the 100 Years of Duke Basketball DVD.

One of the first ".com" websites for college athletics in the country, GoDuke.com continues to seek out and implement the newest available technology in the web and mobile spaces.

**GoDuke The Magazine**

GoDuke The Magazine continues to provide Blue Devil fans with features, columns and in-depth coverage of Duke athletics. After 18 years of covering Duke athletics in newspaper format, Blue Devil Weekly evolved into a monthly magazine in 2009-10.

Featuring many of the staff members who produced BDW, including publisher **Johnny Moore**, editor **John Roth** and several prominent columnists, GoDuke The Magazine is published 11 months out of the year and is a Blue Devil IMG Sports Network production.

**Duke Coaches Corner**

The Duke Coaches Corner features **Mike Krzyzewski** and **Bob Harris** bringing Duke fans a daily five-minute update on Duke basketball. The program can be heard daily on GoDuke.com and in the Durham-Raleigh area on 620 AM WDNC.

**Coach K Sirius XM Radio Show**

**Mike Krzyzewski** also hosts his own Sirius XM Satellite Radio program. Now in its fifth season, "Basketball and Beyond with Coach K" offers a mix of topical issues, such as the state of college basketball, interviews with special guests, including business leaders, entertainers, media members, coaches and athletes, and Krzyzewski's personal perspective on principles for life on and off the court. Coach K and his co-host, sportscaster **Dave Sims**, can be heard on the hour-long program each week during basketball season. The show airs on Wednesdays at 7 p.m. on Mad Dog and reairs on Wednesdays at 11 p.m. on College Sports Nation.

**Inside Basketball With Duke's Coach K**

The popular weekly television show, "Inside Basketball with Duke's Coach K," is back for another successful season.

The 30-minute, action-packed program features head coach **Mike Krzyzewski** and his expert analysis of the ACC and national basketball issues. It also has Duke game highlights and informative player features.

A production by IMG College, the show airs locally on WTVD-TV on Sundays at noon, and Saturday mornings in the state of North Carolina and the Southeast on Fox Sports Net South.

**Blue Devil IMG Sports Network**

A state-wide radio audience follows all the action of Duke men's basketball on the Blue Devil IMG Sports Network. The network provides in-depth pregame coverage, live play-by-play of all the action and postgame interviews straight from the locker room via satellite each game. The broadcast also features a one-hour pregame show.

North Carolina Sports Hall of Fame broadcaster **Bob Harris**, now in his 37th season as the voice of the Blue Devils, calls all the action for Duke fans each game. **John Roth** handles color commentary duties, while **John Rose** makes it all sound great as on-

**Blue Devil IMG Sports Network**

Durham	WDNC - AM	620
Durham	WKIX - FM	102.9
Aberdeen	WEEB - AM	990
Albemarle	WZKY - AM	1580
Asheboro	WIST - FM	98.3
Burlington	WBAG - AM	1150
Charlotte	WHVN - FM	104.3
Charlotte	WHVN - AM	1240
Concord	WHVN - AM	1240
Elizabeth City	WTIB - FM	103.7
Fayetteville	WCCG - FM	104.5
Gastonia	WHVN - AM	1240
Greensboro	WIST - FM	98.3
Greenville	WTIB - FM	103.7
Havelock	WQSL - FM	92.3
High Point	WIST - FM	98.3
Jacksonville	WQSL - FM	92.3
Kannapolis	WHVN - AM	1240
Kernersville	WIST - FM	98.3
Kinston	WTIB - FM	103.7
Lexington	WIST - FM	98.3
Lumberton	WCCG - FM	104.5
Monroe	WHVN - AM	1240
Morganton	WSVM - AM	1490
New Bern	WTIB - FM	103.7
Raleigh	WKIX - FM	102.9
Raleigh	WDNC - AM	620
Rocky Mount	WTIB - FM	103.7
Roxboro	WKRX - FM	96.7
Salisbury	WSTP - AM	1490
Shelby	WOHS - AM	1390
Southern Pines	WEEB - AM	990
Thomasville	WIST - FM	98.3
Wilmington	WQSL - FM	92.3
Wilson	WSFL - FM	106.5
Winston-Salem	WIST - FM	98.3

Home games also can be heard on XM Radio

## Duke Sports Information Directory

Room 115  
Cameron Indoor Stadium  
Durham, N.C. 27708

Phone: 919-684-2633

Fax: 919-684-2489

Cameron Indoor Stadium Press Row Phone: 919-684-6186

**Art Chase** Assistant Director of Athletics/  
Sports Information

**Sport Responsibilities:** Football

**Office:** 919-684-2614

**Cell:** 919-599-9820

**Email:** chasea@duaa.duke.edu

**Lindy Brown** Associate Sports Information Director

**Sport Responsibilities:** Women's Basketball,  
Women's Golf, Women's Soccer

**Office:** 919-684-2664

**Cell:** 919-599-9821

**Email:** lbrown@duaa.duke.edu

**Matt Plizga** Associate Sports Information Director

**Sport Responsibilities:** Men's Basketball,  
Men's Golf

**Office:** 919-668-1712

**Cell:** 919-812-0882

**Email:** plizga@duaa.duke.edu

**Chris Cook** Assistant Sports Information Director  
**Sport Responsibilities:** Football, Men's Basketball,  
Fencing, Rowing

**Office:** 919-684-8708

**Cell:** 919-812-7141

**Email:** cook@duaa.duke.edu

**Mary Giardina** Assistant Sports Information Director  
**Sport Responsibilities:** Field Hockey, Cross Coun-  
try, Track & Field

**Office:** 919-684-2663

**Cell:** 336-624-3052

**Email:** mgiardina@duaa.duke.edu

**Meredith Rieder** Assistant Sports Information Director

**Sport Responsibilities:** Men's Lacrosse,  
Men's Soccer, Wrestling

**Office:** 919-684-3328

**Cell:** 919-812-6741

**Email:** mrieder@duaa.duke.edu

**Ashley Wolf** Assistant Sports Information Director  
**Sport Responsibilities:** Volleyball, Baseball

**Office:** 919-668-5739

**Cell:** 603-325-2225

**Email:** awolf@duaa.duke.edu

**Leslie Gaber** Sports Information Staff Assistant

**Sport Responsibilities:** Swimming & Diving,  
Women's Lacrosse

**Office:** 919-684-2633

**Cell:** 614-519-9872

**Email:** lgaber@duaa.duke.edu

**Kyle Martin** Staff Assistant

**Sport Responsibilities:** Women's Tennis

**Office:** 919-684-2633

**Email:** kmartin@duaa.duke.edu

**Todd Lindenmuth** Staff Assistant

**Sport Responsibilities:** Men's Tennis

**Office:** 919-684-2633

**Email:** tlindenmuth@duaa.duke.edu

## Local Media Outlets

## Newspapers

Newspapers	Main Beat Writers	Phone	Website
Durham Herald-Sun	Steve Wiseman	(919) 419-6673	www.herald-sun.com
Raleigh News & Observer	Laura Keeley	(724) 816-7401	www.newsobserver.com
Burlington Times-News	Bob Sutton	(800) 488-0085	www.thetimesnews.com
Chapel Hill News	Elliott Warnock	(919) 932-8743	www.chapelhillnews.com
Charlotte Observer	Ron Green, Jr.	(704) 358-5125	www.charlotte.com/observer
Fayetteville Observer	Brett Strelow	(910) 486-3530	www.fayobserver.com
Goldsboro News-Argus	Rudy Coggins, Rob Craig	(919) 739-7842	www.newsargus.com
Greensboro News & Record	Jeff Mills, Ed Hardin	(336) 373-7062	www.news-record.com
High Point Enterprise	Benny Phillips	(800) 933-5760	www.hpe.com
Lexington Dispatch	Mike Duprez	(336) 249-3981	www.the-dispatch.com
Salisbury Post	Ronnie Gallagher	(704) 797-4287	www.salisburypost.com
Wilmington Star News	Dan Spears	(910) 343-2034	www.starnewsonline.com
Wilson Daily Times	Paul Durham	(800) 849-8811	www.wilsondaily.com
Winston-Salem Journal	Lenox Rawlings	(336) 727-7321	www.journalnow.com
Asheboro Courier-Tribune	Dennis Garcia	(800) 967-1838	www.courier-tribune.com
Dunn Daily Record	Patrick Love	(910) 891-1234	www.dunndailyrecord.com
Henderson Daily Dispatch	Randy Capps	(252) 436-2840	www.hendersondailydispatch.com
Rocky Mount Telegram	Ben Jones	(252) 446-5161	www.rockymounttelegram.com

## Wire Service

Associated Press      Aaron Beard, Joedy McCreary      (919) 510-8937

## Campus Related Newspapers

Duke Chronicle	Andrew Beaton	(919) 684-2663	www.dukechronicle.edu
GoDuke - The Magazine	John Roth	(919) 286-1498	

## Radio Stations

Radio Stations	Station Director	Phone	Website
WDNC Radio (620 AM)	Mike Maniscalco	(919) 875-9100	www.espntriangle.com
WPTF Radio (680 AM)	Taylor Zarzour	(919) 878-1724	www.wptf.com
WCMC Radio (99.9 FM)	Mike Maniscalco	(919) 890-6299	www.espntriangle.com

## Television Stations

News 14 Carolina	Jim Connors	(919) 882-4230	www.news14.com
WNCN-TV (NBC 17)	Penn Holderhess	(919) 835-6339	www.nbc17.com
WRAL-TV (CBS 5)	Jeff Gravely	(919) 821-8595	www.wral.com
WRAZ-TV (Fox 50)	Jeff Gravely	(919) 821-8600	www.fox50.com
WTVD-TV (ABC 11)	Mark Armstrong	(919) 687-2324	www.ABC11.com



## Opponent Sports Information Directory

**Boston College**

Basketball Contact: Dick Kelley  
 E-mail: kelleyri@bc.edu  
 Office Phone: (617) 552-3039  
 Cell Phone: (857) 233-3272  
 Website: www.bceagles.com

**Clemson**

Basketball Contact: Philip Sikes  
 E-mail: philips@clemson.edu  
 Office Phone: (864) 656-1985  
 Cell Phone: (864) 525-4889  
 Website: www.clemsontigers.com

**Cornell**

Basketball Contact: Jeremy Hartigan  
 E-mail: jh295@cornell.edu  
 Office Phone: (607) 255-9788  
 Cell Phone: (607) 351-1675  
 Website: www.cornellbigred.com

**Davidson**

Basketball Contact: Joey Beeler  
 E-mail: jobeeler@davidson.edu  
 Office Phone: (704) 894-2123  
 Cell Phone: (704) 458-6198  
 Website: www.davidsonwildcats.com

**Delaware**

Basketball Contact: Kevin Tritt  
 E-mail: ktritt@udel.edu  
 Office Phone: (302) 831-8715  
 Cell Phone: (302) 383-5005  
 Website: www.Bluehens.com

**Elon**

Basketball Contact: Dan Wyar  
 E-mail: dwyar@elon.edu  
 Office Phone: (336) 278-6634  
 Cell Phone: (444) 666-2129  
 Website: www.elonphoenix.com

**Florida Gulf Coast**

Basketball Contact: Patrick Pierson  
 E-mail: ppierson@fgcu.edu  
 Office Phone: (239) 590-7061  
 Cell Phone: (239) 357-2390  
 Website: www.fgcuathletics.com

**Florida State**

Basketball Contact: Chuck Walsh  
 E-mail: cwalsh@mailers.fsu.edu  
 Office Phone: (850) 644-1077  
 Cell Phone: (850) 694-2540  
 Website: www.seminoles.com

**Georgia State**

Basketball Contact: Mike Holmes  
 E-mail: rholmes@gsu.edu  
 Office Phone: (404) 413-4033  
 Cell Phone: (404) 259-9716  
 Website: www.georgiasports.com

**Georgia Tech**

Basketball Contact: Mike Stamus  
 E-mail: mstamus@athletics.gatech.edu  
 Office Phone: (404) 894-5445  
 Cell Phone: (404) 218-9723  
 Website: www.ramblinwreck.com

**Kentucky**

Basketball Contact: DeWayne Peevy  
 E-mail: dewayne.peevy@uky.edu  
 Office Phone: (859) 257-8398  
 Cell Phone: (859) 227-1779  
 Website: www.ukathletics.com

**Maryland**

Basketball Contact: Zack Bolno  
 E-mail: zbolno@umd.edu  
 Office Phone: (301) 314-1482  
 Cell Phone: (571) 220-4163  
 Website: www.umterps.com

**Memphis**

Basketball Contact: Lamar Chance  
 E-mail: lchance1@memphis.edu  
 Office Phone: (901) 678-2349  
 Cell Phone: (901) 734-9949  
 Website: www.gotigersgo.com

**Miami (Fla.)**

Basketball Contact: Amy Woodruff  
 E-mail: a.woodruff@miami.edu  
 Office Phone: (305) 284-3241  
 Cell Phone: (813) 410-1194  
 Website: www.hurricanesports.com

**Minnesota**

Basketball Contact: Matt Slieter  
 E-mail: slieter@umn.edu  
 Office Phone: (612) 625-4389  
 Cell Phone: (612) 236-8841  
 Website: www.gophersports.com

**North Carolina**

Basketball Contact: Steve Kirschner  
 E-mail: stevekirschner@unc.edu  
 Office Phone: (919) 962-7258  
 Cell Phone: (919) 475-2695  
 Website: www.tarheelblue.com

**North Carolina State**

Basketball Contact: Dwayne Harrison  
 E-mail: Dwayne\_harrison@ncsu.edu  
 Office Phone: (919) 515-1182  
 Cell Phone: (919) 812-5753  
 Website: www.gopack.com

**Ohio State**

Basketball Contact: Dan Wallenberg  
 E-mail: wallenberg.1@osu.edu  
 Office Phone: (614) 292-4095  
 Cell Phone: (614) 266-4306  
 Website: www.ohiostatebuckeyes.com

**Santa Clara**

Basketball Contact: Michelle Schmitt  
 E-mail: mschmitt@scu.edu  
 Office Phone: (408) 554-2114  
 Cell Phone: (408) 642-9117  
 Website: www.santaclarabroncos.com

**Temple**

Basketball Contact: Larry Dougherty  
 E-mail: larrydoc@temple.edu  
 Office Phone: (215) 204-2588  
 Cell Phone: (215) 651-1822  
 Website: www.owlsports.com

**VCU**

Basketball Contact: Scott Day  
 E-mail: cdday@vcu.edu  
 Office Phone: (804) 828-1727  
 Cell Phone: (804) 263-6769  
 Website: www.vcuathletics.com

**Virginia**

Basketball Contact: Steve Kirkland  
 E-mail: sk5za@virginia.edu  
 Office Phone: (434) 982-5500  
 Cell Phone: (434) 825-5241  
 Website: www.virginiasports.com

**Virginia Tech**

Basketball Contact: Bill Dyer  
 E-mail: wdye@vt.edu  
 Office Phone: (540) 231-8852  
 Cell Phone: (540) 998-5906  
 Website: www.hokiesports.com

**Wake Forest**

Basketball Contact: Scott Wortman  
 E-mail: wortmasm@wfu.edu  
 Office Phone: (336) 758-6099  
 Cell Phone: (419) 203-4229  
 Website: www.wakeforestsports.com

**Atlantic Coast Conference**

Basketball Contact: Brian Morrison  
 E-mail: bmorrison@theacc.org  
 Office Phone: (336) 851-6062  
 Associate Commissioner: Mike Finn  
 Associate Director: Amy Ufnowski  
 Associate Director: Steve Phillips  
 Assistant Director: George Lane  
 Web Coordinator: Heather Hirschman  
 Website: www.theacc.com

## Duke Basketball Notebook

### Blue Devils Return 10 Letterwinners

Duke returns 10 letterwinners and seven players with starting experience. Seniors **Seth Curry**, **Ryan Kelly**, **Mason Plumlee** and **Todd Zafirovski** along with junior **Josh Hairston** and **Tyler Thornton** give Duke six upperclassmen on the 13-man roster. Senior **Andre Dawkins** also returns for the Blue Devils but is expected to redshirt in 2012-13.

The Blue Devil roster is rounded out with talented underclassmen in sophomore **Quinn Cook**, redshirt freshmen **Alex Murphy** and **Marshall Plumlee** and a highly-touted two-man freshman class of **Amile Jefferson** and **Rasheed Sulaimon**. Duke will also receive a boost with the addition of **Rodney Hood**, who will sit out the 2012-13 season after transferring from Mississippi State.

The talent level remains abundant on the current squad, as it features seven players who earned prep All-America or McDonald's All-America recognition.

### Duke Remains Solid in the Backcourt

The Blue Devil backcourt will be anchored by the sharp-shooting **Seth Curry** and a pair of sure-handed point men in **Quinn Cook** and **Tyler Thornton**. The trio combined to make 55 starts a year ago, averaging 21.7 points with 215 assists and a 1.8:1 assist-to-turnover ratio. Newcomer **Rasheed Sulaimon**, a 2012 McDonald's All-America, adds athleticism and scoring punch to the veteran backcourt group.

Curry, a third team All-ACC pick a year ago, has the ability to play the point or off the ball for the Blue Devils. He averaged 13.2 points, 2.6 rebounds and 2.4 assists per game last season, while logging 32 starts. Curry, one of the top long-range shooters in the country, has 38 double-figure scoring games and 782 career points at Duke.

Thornton is a tenacious defender with strong leadership skills and the ability to make everyone around him better. He has displayed a knack for sparking the Blue Devils with a big shot or key defensive play throughout his first two seasons in Durham. Thornton averaged 4.1 points and 2.0 assists per game in 2011-12.

Cook, a former McDonald's All-America, is poised for a breakout season after being slowed by injuries for a majority of the 2011-12 campaign. The Washington, D.C., native averaged 4.4 points per game with 63 assists and just 18 turnovers last season. Cook, a two-time ACC Rookie of the Week selection, showed flashes of brilliance a year ago with five double-figure scoring games and a stretch of 21 consecutive assists without a turnover from Dec. 19 - Jan. 4.

Sulaimon is a gifted athlete with an excellent shooting stroke and the ability to finish at the rim. He averaged 27.4 points and 6.4 rebounds per game as a senior at Strake Jesuit College Prep. He won the three-point contest at the McDonald's All-America Game and also was a member of the gold medal-winning USA Basketball Under-18 FIBA Americas team.

### Trio Provides Athleticism on the Wing

A trio of youngsters will give the Blue Devils some added length and athleticism on the perimeter in 2012-13. Redshirt freshman **Alex Murphy** and freshman **Amile Jefferson** are rangy athletes with the ability to impact the game from the perimeter and in the paint. Sophomore **Rodney Hood** fits the same mold and will be a great practice asset for the Blue Devils while sitting out due to NCAA transfer rules.

Murphy, a 6-8, 220-pound wing, is dangerous on the break, moves well without the ball on offense and has the versatility to defend multiple positions. He gained valuable practice experience last season and supplemented that with game experience playing with the Finnish U20 team this summer, averaging 17.4 points and 6.6 rebounds per game at the FIBA U20 Championship.

Jefferson, a two-time Pennsylvania Gatorade Player of the Year, has a well-rounded skill set. He is a high-energy player and a wiry frame that allows him to be effective on the offensive glass. The Philadelphia, Pa., native averaged 19.9 points and 10.2 rebounds per game as a senior at Friends Central School, garnering McDonald's All-America accolades in the process.

Hood averaged 10.3 points, 4.8 rebounds and 2.0 assists per game while earning SEC All-Freshman team honors at Mississippi State last season. He is another outstanding run and jump athlete with great length and quickness.

## 2012-13 Duke Blue Devils



**Front Row (L-R)** – Josh Hairston, Alex Murphy, Rasheed Sulaimon, Seth Curry, Tyler Thornton, Quinn Cook, Rodney Hood, Todd Zafirovski. **Second Row (L-R)** – director of basketball operations Pat Thompson, associate head coach Steve Wojciechowski, special assistant Nate James, Marshall Plumlee, Ryan Kelly, Mason Plumlee, Amile Jefferson, associate head coach Chris Collins, assistant coach Jeff Capel, head coach Mike Krzyzewski. **Third Row (L-R)** – recruiting coordinator Dave Bradley, assistant director of athletic rehabilitation Nick Potter, trainer Jose Fonseca, student life & campus relations coordinator Kenny King, strength & conditioning coach Will Stephens, team manager Kyle Mumma, team manager Kate Wheelock, team manager John McGinty, operations assistant Casey Stevenson.



**Pair of Dynamic Seniors to Lead Frontcourt**

Duke's frontcourt features a lethal inside-out combination of **Ryan Kelly** and **Mason Plumlee** along with high-energy contributors in junior **Josh Hairston** and redshirt freshman **Marshall Plumlee**.

Kelly possesses a great feel for the game and an advanced offensive skill set. The Raleigh, N.C., native has a terrific outside shooting stroke as well as an array of effective post moves. Kelly is an underrated defender who can block shots as well as draw charges. Last season, he posted 18 double-figure scoring games while averaging 11.8 points per game. He was also third in rebounding at 5.4 rpg. and shot 40.8 percent (40-of-98) from three-point range.

Mason Plumlee is one of the top returning post players in the country after averaging 11.1 points, 9.2 rebounds and 1.6 blocks per game in 2011-12. He finished last season with 12 double-doubles and a school-record 60 dunks. Plumlee excels in transition and has steadily progressed into an effective back-to-the basket threat. He will look to become the first Blue Devil since Shelden Williams in 2006 to average a double-double.

Hairston is an undersized post with a solid frame. He brings a hard-nosed attitude to the post rotation and has developed a nice shooting touch. Hairston averaged 2.7 points and 1.4 rebounds a year ago and is expected to build on those numbers in 2012-13.

Marshall Plumlee possesses elite athleticism and an excellent motor. The Warsaw, Ind., native embraces the physicality of post play at the college level and brings the Duke post rotation a degree of toughness. Plumlee is rapidly developing as an offensive post player and is poised to make an impact with his size, strength and competitiveness.

Senior **Todd Zafirovski** also returns to provide the Blue Devils with depth on the interior. He is a valuable practice player for the Blue Devils and was awarded a scholarship prior to the 2011-12 season.

**108th Season of Basketball**

Duke is entering its 108th season of basketball in 2012-13. The Blue Devils have compiled a 1,971-834 record to rank fourth all-time in victories. The Blue Devils are 29 wins shy of becoming the fourth school in NCAA history to top 2,000 wins.

**Duke in Elite Victory Club**

Duke ranks fourth in NCAA history with 1,971 all-time victories. Only Kentucky (2,090), Kansas (2,070) and North Carolina (2,065) have more wins than Duke.

**Sustained Success**

Duke has won 20 or more games 47 times in its 107 years of basketball. Including its 27-7 mark a year ago, Duke has won at least 20 games for 16 consecutive seasons.

**50th Anniversary of Duke's First Final Four**

The 2012-13 season marks the 50th anniversary of Duke's first Final Four team. The 1963 Blue Devils were rarely challenged during the season establishing a school record with 27 wins, including a 14-0 mark in ACC play.

Duke finished the year 27-3 overall with a 20-game win streak from Dec. 28-March 16. The Blue Devils spent the entire season ranked in the top 10 of the AP poll, finishing the year ranked No. 2 in the country.

Vic Bubas' squad was led by the high-scoring tandem of Art Heyman and Jeff Mullins. The duo combined to average 45.2 points and 18.8 rebounds per game. Jay Buckley also had a strong season averaging 11.2 points and 9.9 rebounds per game.

Duke opened the season with an eight-point win over Davidson at Cameron Indoor Stadium before ripping off four lopsided victories in December. The Blue Devils escaped with a 76-75 road win at Louisville on Dec. 15 before dropping back-to-back road games at Davidson (72-69, Dec. 18) and Miami (71-69, Dec. 21).

Bubas' crew recovered to close out the regular season with 14 straight wins. In the regular season finale against North Carolina, Heyman orchestrated a 106-93 clubbing of the Tar Heels. The senior forward finished the game with 40 points and 24 rebounds and received a three-minute standing ovation from the crowd when he was taken out of the game with 22 seconds remaining.

Duke continued its impressive play in the ACC Tournament, posting three wins with 15.7 ppg. margin of victory to become the second team in league history to go 17-0 in league play.

The Blue Devils reached the Final Four with wins over NYU and St. Joseph's to set up a matchup against No. 3 Loyola (Chicago). Duke suffered through a cold shooting night to fall in the semifinals before bouncing back to topple Oregon State, 85-63, in the third place game.

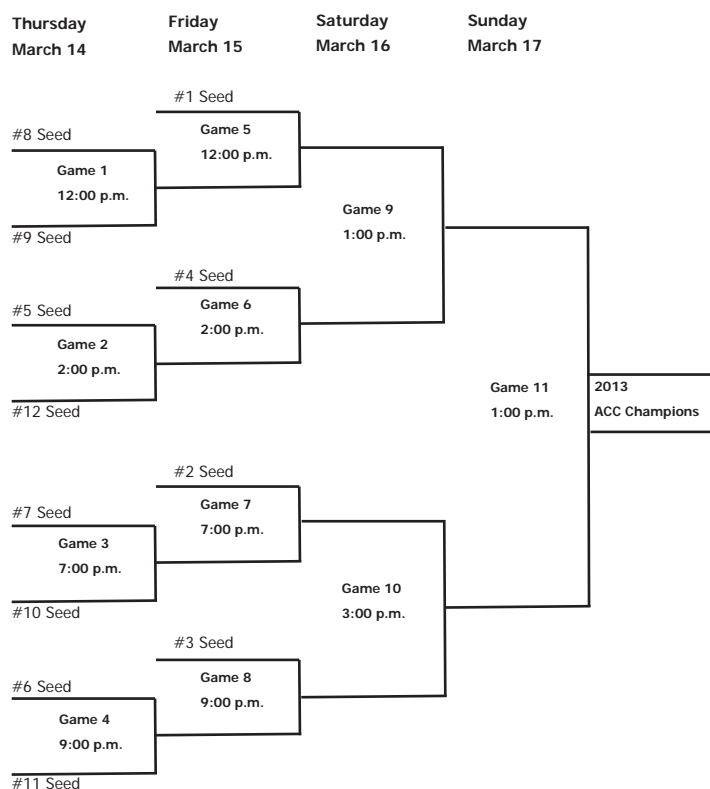
Heyman finished the year averaging 24.9 points and 10.8 rebounds per game, while earning consensus National Player of the Year honors. He was also named first team All-America, ACC Player of the Year, ACC Tournament MVP and Final Four Most Outstanding Player.

Mullins earned All-America and All-ACC accolades after averaging 20.3 points and 8.0 rebounds per game for the Blue Devils.

Buckley garnered Academica All-America honors in 1963 becoming the first Blue Devils to receive those honors.

**2013 Atlantic Coast Conference Men's Basketball Tournament**

Greensboro Coliseum  
Greensboro, N.C.



## 2013 NCAA Tournament Sites

First Four	March 19-20
University of Dayton Arena	Dayton, Ohio (Dayton)

Second/Third Rounds	March 21 & 23
The Palace of Auburn Hills	Auburn Hills, Mich. (Oakland)
Rupp Arena	Lexington, Ken. (Kentucky)
EnergySolutions Arena	Salt Lake City, Utah (Utah)
HP Pavilion	San Jose, Calif. (WCC)

	March 22 & 24
University of Dayton Arena	Dayton, Ohio (Dayton)
Frank Erwin Center	Austin, Texas (Texas)
Sprint Center	Kansas City, Mo. (MVC)
Wells Fargo Center	Philadelphia, Pa. (Temple)

Regionals	March 28 & 30
East:	Verizon Center
	Washington, D.C. (Georgetown)
West:	Staples Center
	Los Angeles, Calif. (Pepperdine)

	March 29 & 31
Midwest:	Lucas Oil Stadium
	Indianapolis, Ind. (Butler/IUPUI/Horizon League)
South:	Cowboys Stadium
	Arlington, Texas (Big 12)

Final Four	April 6 & 8
	Georgia Dome
	Atlanta, Ga. (Georgia Tech)

## Future NCAA Final Four Sites

	2014
Final Four	April 5 & 7
	Cowboys Stadium
	Dallas, Texas (North Texas)

	2015
Final Four	April 4 & 6
	Lucas Oil Stadium
	Indianapolis, Ind. (Butler/Horizon League/IUPUI)

	2016
Final Four	April 2 & 4
	Reliant Stadium
	Houston, Texas (Houston/Rice)

## AP Poll Streak

Entering the 2012-13 season, Duke has been ranked in the AP poll an NCAA-best 96 straight weeks. The Blue Devils have been ranked in the top 10 for the last 93 weeks, including 12 weeks at No. 1.

## Consecutive AP Top 10 Rankings - Active

1. Duke	96
2. Kansas	64

## Consecutive AP Top 10 Rankings - ACC

1. Duke	96	11/26/07 - present
2. Duke	75	12/26/61 - 12/6/66
3. Duke	69	1/22/91 - 12/26/94
4. Maryland	68	11/25/72 - 3/2/76
5. Duke	67	12/20/99 - 3/3/03

## Consecutive AP Top 10 Rankings - NCAA

1. UCLA	155	11/15/66 - 1/20/76
2. Duke	96	11/26/07 - present
3. Kentucky	91	3/14/94 - 2/15/99
4. Kansas	76	11/21/94 - 12/7/98
5. Duke	75	12/26/61 - 12/6/66

## K Tops One List; Continues to Climb Another

Mike Krzyzewski became the winningest coach in NCAA history on Nov. 15, 2011 with Duke's 74-69 win over Michigan State at Madison Square Garden. Coach K concluded the year with 927 career victories, including 854 wins at Duke.

Krzyzewski's win total in Durham ranks fourth all-time (second among active coaches) in wins at one school. He is 23 wins shy of passing Adolph Rupp (Kentucky) on the list.

## Career Wins

Coach	Wins
▶ ^ Mike Krzyzewski, Army & Duke	927
Bob Knight, Army, Indiana & Texas Tech	902
^ Jim Boeheim, Syracuse	890
Dean Smith, North Carolina	879
Adolph Rupp, Kentucky	876

## Career Wins at One School

Coach	Wins
^ Jim Boeheim, Syracuse	890
Dean Smith, North Carolina	879
Adolph Rupp, Kentucky	876
▶ ^ Mike Krzyzewski, Duke	854

^ active coach - through 2011-12 season

## Non-Conference Home Win Streak

Duke has won an NCAA-best 94 consecutive non-conference home games. Duke's last home loss against a non-conference foe was an 83-82 decision against St. John's on Feb. 26, 2000.

The Blue Devils won 95 consecutive non-conference home games from Feb. 2, 1983 through Dec. 2, 1995. Illinois snapped that streak with a 75-65 win over Duke.

Duke has also won 88 straight games at Cameron Indoor Stadium against unranked non-conference opponents.

## Seniors Equal Success for Blue Devils

Mike Krzyzewski has had great success with senior-laden teams throughout his career. The Blue Devils have five seniors on the 2012-13 roster with three of them expected to be in the starting lineup.

## Coach K's Success with Senior-led Teams

Year	Record / NCAA Result
1986	37-3 / NCAA Championship runner-up
Mark Alarie, Jay Bilas, Johnny Dawkins, David Henderson	
1989	28-8 / Final Four
Danny Ferry, John Smith, Quin Snyder	
1990	29-9 / NCAA Championship runner-up
Alaa Abdelnaby, Robert Brickey, Phil Henderson	
1994	28-6 / NCAA Championship runner-up
Marty Clark, Grant Hill, Antonio Lang	
2006	32-4 / Sweet 16
Sean Dockery, Lee Melchionni, J.J. Redick, Shelden Williams	
2010	35-5 / NCAA Champions
Jon Scheyer, Lance Thomas, Brian Zoubek	

## Selling Out

Duke has sold out 339 consecutive games at Cameron Indoor Stadium. The last time Duke did not have a sellout at home was on Nov. 16, 1990, against Boston College. Overall, the Blue Devils continue to be one of the nation's most popular draws, playing in front of sellout crowds in all venues in 339 of their last 413 games.

## Three-Point Streak

Duke has connected on at least one three-point field goal in 801 consecutive games, the fourth-longest streak in the nation.

Team	Games
UNLV	840
Vanderbilt	831
Kentucky	827
Duke	801
Western Kentucky	772
Arkansas	770

through 2011-12 season

## Entering 2012-13, Duke Has ...

- been ranked No. 1 in the AP poll in 10 of the last 15 seasons.
- finished in the top 10 of the final AP Poll in 15 of the last 16 seasons.
- won 19 ACC Tournament championships, including 10 of the past 14 titles.
- won 12 straight season openers.
- won 10 or more ACC regular season games in 15 of the last 16 seasons.
- made at least 250 three-point field goals in five straight seasons and in eight of the last nine seasons overall.
- three players closing in on 1,000 career points. **Seth Curry** (782), **Mason Plumlee** (769) and **Ryan Kelly** (653) could each reach the 1,000-point plateau in 2012-13. Duke is tied for third in NCAA history with 60 career 1,000-point scorers.

## 2012-13 Roster

## Alphabetical

NO	NAME	POS	HT	WT	CL-EXP	HOMETOWN (HIGH SCHOOL)
2	Quinn Cook	G	6-1	175	SO-1L	Washington, D.C. (Oak Hill Academy [Va.])
30	Seth Curry	G	6-2	185	SR-3L *	Charlotte, N.C. (Charlotte Christian)
20	Andre Dawkins	G	6-4	215	SR-3L	Chesapeake, Va. (Atlantic Shores Christian)
15	Josh Hairston	F	6-7	240	JR-2L	Fredericksburg, Va. (Montrose Christian [Md.])
13	Rodney Hood	F	6-8	210	SO-TR	Meridian, Miss. (Meridian)
21	Amile Jefferson	F	6-8	195	FR-HS	Philadelphia, Pa. (Friends Central School)
34	Ryan Kelly	F	6-11	230	SR-3L	Raleigh, N.C. (Ravenscroft)
12	Alex Murphy	F	6-8	220	R-FR-1L ^	Wakefield, R.I. (South Kingstown)
40	Marshall Plumlee	F	6-11	235	R-FR-1L ^	Warsaw, Ind. (Christ School [N.C.])
5	Mason Plumlee	F	6-10	235	SR-3L	Warsaw, Ind. (Christ School [N.C.])
14	Rasheed Sulaimon	G	6-4	185	FR-HS	Houston, Texas (Strake Jesuit College Prep)
3	Tyler Thornton	G	6-1	190	JR-2L	Washington, D.C. (Gonzaga)
52	Todd Zafirovski	F	6-9	245	SR-3L	Lake Forest, Ill. (Lake Forest Academy)

## Numerical

NO	NAME	POS	HT	WT	CL-EXP	HOMETOWN (HIGH SCHOOL)
2	Quinn Cook	G	6-1	175	SO-1L	Washington, D.C. (Oak Hill Academy [Va.])
3	Tyler Thornton	G	6-1	190	JR-2L	Washington, D.C. (Gonzaga)
5	Mason Plumlee	F	6-10	235	SR-3L	Warsaw, Ind. (Christ School [N.C.])
12	Alex Murphy	F	6-8	220	R-FR-1L ^	Wakefield, R.I. (South Kingstown)
13	Rodney Hood	F	6-8	210	SO-TR	Meridian, Miss. (Meridian)
14	Rasheed Sulaimon	G	6-4	185	FR-HS	Houston, Texas (Strake Jesuit College Prep)
15	Josh Hairston	F	6-7	240	JR-2L	Fredericksburg, Va. (Montrose Christian [Md.])
20	Andre Dawkins	G	6-4	215	SR-3L	Chesapeake, Va. (Atlantic Shores Christian)
21	Amile Jefferson	F	6-8	195	FR-HS	Philadelphia, Pa. (Friends Central School)
30	Seth Curry	G	6-2	185	SR-3L *	Charlotte, N.C. (Charlotte Christian)
34	Ryan Kelly	F	6-11	230	SR-3L	Raleigh, N.C. (Ravenscroft)
40	Marshall Plumlee	F	6-11	235	R-FR-1L ^	Warsaw, Ind. (Christ School [N.C.])
52	Todd Zafirovski	F	6-9	245	SR-3L	Lake Forest, Ill. (Lake Forest Academy)

\* lettered while sitting out as a transfer (Liberty) in 2009-10

^ lettered while sitting out as a redshirt in 2011-12

## Duke Staff

**Head Coach:** Mike Krzyzewski (Army, '69)

**Associate Head Coach:** Steve Wojciechowski (Duke, '98)

**Associate Head Coach:** Chris Collins (Duke, '96)

**Assistant Coach:** Jeff Capel (Duke, '97)

**Special Assistant:** Nate James (Duke, '01)


**Director of Basketball Operations:** Pat Thompson (Duke, '11)

## Pronunciations


AMILE Jefferson	a-meel
Mike KRZYZEWSKI	Sha-shef-skee
Rasheed SULAIMON	Sue-la-mon
Todd ZAFIROVSKI	Zaf-er-ov-skee



## 2012-13 Radio / Television Roster




**Quinn Cook**  
G • SO-1L • 6-1 • 175  
Washington, D.C.




**Tyler Thornton**  
G • JR-2L • 6-1 • 190  
Washington, D.C.




**Mason Plumlee**  
F • SR-3L • 6-10 • 235  
Warsaw, Ind.




**Alex Murphy**  
F • R-FR-1L • 6-8 • 220  
Wakefield, R.I.




**Rodney Hood**  
F • SO-TR • 6-8 • 210  
Meridian, Miss.




**Rasheed Sulaimon**  
G • FR-HS • 6-4 • 185  
Houston, Texas



**Josh Hairston**  
F • JR-2L • 6-7 • 240  
Fredericksburg, Va.



**Andre Dawkins**  
G • SR-3L • 6-4 • 215  
Chesapeake, Va.




**Amile Jefferson**  
F • FR-HS • 6-8 • 195  
Philadelphia, Pa.




**Seth Curry**  
G • SR-3L • 6-2 • 185  
Charlotte, N.C.



**Ryan Kelly**  
F • SR-3L • 6-11 • 230  
Raleigh, N.C.



**Marshall Plumlee**  
F • R-FR-1L • 6-11 • 235  
Warsaw, Ind.



**Todd Zafirovski**  
F • SR-3L • 6-9 • 245  
Lake Forest, Ill.



**Mike Krzyzewski**  
Head Coach  
33rd Season at Duke

---

**Player Bios**

---

Seth Curry	12-14
Andre Dawkins	15-17
Ryan Kelly	18-20
Mason Plumlee	21-23
Todd Zafirovski	24-25
Josh Hairston	26-27
Tyler Thornton	28-29
Quinn Cook	30-31
Rodney Hood	32
Amile Jefferson	33
Alex Murphy	34
Marshall Plumlee	35
Rasheed Sulaimon	36



# 30

## Seth Curry

**G • 6-2 • 185 • SR-3L**

**Charlotte, N.C. (Charlotte Christian / Liberty)**

**Double Major: Sociology / African & African-American Studies**

**Certificate: Markets & Management Studies**

### Career Notes

- One of the top returning guards in the country with the ability to be an explosive scorer for the Blue Devils ... has scored 1,489 points in the first three seasons in college
- Has played 71 games for the Blue Devils with 51 starting assignments ... averaging 11.0 points, 2.2 rebounds and 2.2 assists per game over the last two seasons
- Deadly outside shooter with 230 three-point field goals (128 at Duke) in three seasons of college basketball ... ranks fourth at Duke with a .408 (128-of-314) three-point field goal percentage
- Begins the year with 782 points at Duke, 228 points shy of joining the Blue Devils' 1,000-point club
- Showed his ability to play the point as a junior in 2011-12, adding even more versatility to his game
- Possesses solid ball handling, play-making and finishing skills ... a deceptive athlete with a quick first step
- An underrated defender with quick hands and solid lateral quickness ... has 95 steals in his two seasons in Durham
- The third player to transfer to Duke under Mike Krzyzewski ... joining Roshown McLeod (1995 - St. John's) and Dahntay Jones (2000 - Rutgers) ... was a potent scorer at the Division I level as a freshman at Liberty

### 2011-12

- Named to the All-ACC third team and the USBWA All-District team
- Made 32 starts while playing in all 34 games ... averaged 13.2 points per game, the second highest average on the team (13th in the ACC)
- Led the ACC in free throw percentage, making 87.3 percent (103-of-118) of his shots from the charity stripe ... ranked 22nd nationally in the category ... also ranked as the eighth highest single-season mark in Duke history
- Also led Duke in assists (83) and steals (43)
- Averaged 14.6 points per game in ACC play with 32 made three-pointers in 16 games
- Reached double figures in scoring 22 times, including four 20-point efforts
- Had multiple steals in 12 games and three or more steals six times
- Shot 38.3 percent (64-of-167) from the three-point line while ranking second on the team in made three-pointers
- Scored 13 points against Florida State in the ACC semifinals, hitting three three-pointers (3/10)
- Posted nine points, six rebounds and five assists against Virginia Tech in the ACC quarterfinals (3/9)
- Scored 19 points against Virginia Tech (2/25) with seven made field goals
- Hit three three-pointers and all seven free throws on the way to 18 points against Boston College (2/19)
- Scored a career-high 26 points, making a career-high nine field goals and shooting a perfect 5-of-5 at the free-throw line against N.C. State (2/16)
- Scored 19 points on 7-of-15 shooting to go along with three assists and two steals against Maryland (2/11)
- Hit four three-pointers and scored 15 points in the 85-84 win at North Carolina ... hit a three-pointer with 1:48 remaining to cut the deficit to four points as part of Duke's game-ending 13-2 run ... also converted his first four-point play of the season (2/8)
- Scored 22 points against Miami on 7-of-13 shooting ... hit 4-of-7 three-pointers against the Hurricanes and scored 17 points in the second half ... also registered four assists and three steals (2/5)
- Went 7-of-9 from the field against Wake Forest on the way to 14 points ... also carded three steals (1/19)
- Scored 15 points against Georgia Tech with three steals (1/7)
- Hit three three-pointers against Penn to finish with 15 points (1/1)
- Scored 22 points against Western Michigan on 8-of-12 shooting ... hit three three-pointers while also posting two steals, a block and four assists (12/30)

- Dished out a career-high eight assists in the win over Colorado State while turning the ball over just one time (12/7)
- Went 6-for-7 from the floor and hit all three three-pointers in the win over Michigan in the Maui Invitational (11/22)
- Scored 20 points and pulled in a career-high seven rebounds in the win over Michigan State ... also grabbed four steals, blocked a shot and added four assists (11/15)

### 2010-11

- Made 19 starts, while playing in all 37 games ... averaged 9.0 points, 1.8 rebounds, 2.0 assists and 1.4 steals per game
- Reached double figures in scoring in 16 games with three 20-point contests
- Tied for the team lead with 64 three-point field goals ... .435 three-point field goal percentage ranked second on the team
- Recorded at least one three-point field goal in 28 of the 37 games with three or more in 12 contests
- Led the team with 52 steals and had 14 multi-steal games with five or more steals two times
- Averaged 10.9 points, 2.3 rebounds, 2.0 assists and 1.5 steals per game in ACC regular season play
- Named second team ACC All-Tournament after averaging 10.7 points, 3.7 rebounds and 2.0 steals per game during Duke's title run
- Knocked down three three-pointers and finished with 11 points, four rebounds and two steals in the ACC title game win over North Carolina (3/12)
- Finished with 11 points, three rebounds, three assists and three steals against Maryland (3/11) in the ACC Tournament quarterfinals
- Made a career-high six three-point field goals and scored 20 points at No. 13 North Carolina (3/5)
- Scored 18 points on 6-of-13 shooting, 3-of-6 from beyond the three-point line and 3-of-3 from the free throw line against Clemson (3/2)
- Tallied 16 points, four rebounds, two assists and five steals at Miami (2/13)
- Scored a season-high 22 points on 8-of-12 shooting and 4-of-5 from the free throw line to go with six rebounds and five assists while coming off the bench against No. 20 North Carolina (2/9)
- Posted 20 points and made 5-of-7 from behind the three-point line to go with three assists and three steals against Boston College (1/27)
- Earned his first career start at Duke against Elon (12/20) and finished with 10 points, two rebounds and two steals
- Recorded five steals to go with six points and two assists in the championship game of the CBE Classic against No. 4 Kansas State (11/23)
- Made 8-of-9 free throws to finish with 11 points while also recording three rebounds, three assists, one blocked shot and one steal against Colgate (11/19)
- Scored a team-high 17 points in 22 minutes against Miami [Ohio] (11/16) in the CBE Classic
- Pulled down a season-best six rebounds and was 5-of-5 from the free throw line against Virginia (1/15)
- Scored 14 points in his Duke debut against Princeton (11/14)

### 2009-10

- Sat out the 2009-10 season per NCAA transfer rules ... transferred to Duke from Liberty
- Used the season to develop physically and adjust to the speed of the game at the ACC level

### 2008-09 (at Liberty)

- Big South Freshman of the Year
- Named to the Big South all-conference second team and the NABC all-district second team
- Led all NCAA freshmen in scoring at 20.2 points per game
- Twice named Big South Conference Choice Hotels Player of the Week and Dick Vitale's "Diaper Dandy of the Week" (Dec. 1 and Jan. 19)
- Named New Balance Big South Freshman of the Week on Dec. 8
- Started 34 of 35 games ... averaged 20.2 points, 4.4 rebounds, 2.3 assists and 1.4 steals per game
- Made three or more three-pointers in a game 23 times ... had four games with 5 or more three-pointers
- Scored 707 points, the sixth-most points in a season in Big South history ... also knocked down a school-record 102 three-point field goals
- Had 19 points in the opening round of the CollegeInsider.com Tournament against Rider (3/17)



- Recorded team highs with 22 points and eight rebounds at Coastal Carolina (2/16)
- Scored a game-high 22 points, while pulling down five rebounds, dished out three assists and grabbed three thefts against Presbyterian (2/9)
- Pulled down a season-high 10 rebounds to go with 16 points, collecting his first career double-double against High Point (1/27)
- Netted 30 points on 11-of-25 shooting, while grabbing six rebounds and dishing out three assists against Radford (1/24)
- Poured in a season-best 35 points on 10-of-15 shooting, including going 11-of-11 from the line at VMI (1/17)
- Scored 28 points on 11-of-18 shooting against Charleston Southern (1/10)
- Tallied 30 points against Northern Colorado on 12-of-21 shooting (12/22)
- Had 22 points on 8-of-13 shooting against Anderson (12/15)
- Scored 24 points on 9-of-16 shooting, including 6-of-9 from three-point range at Clemson (12/7)
- Recorded a game-high 22 points in Liberty's 69-66 overtime win against George Mason (12/1) ... scored eight of Liberty's last 11 points, including a three-point basket with 17.7 seconds remaining to tie the contest and send it to overtime against the Patriots
- Scored 22 points against Coker (11/28) and 21 points against William & Mary (11/29), earning MVP honors in the Liberty Thanksgiving Classic ... scored 13 of his 21 points after regulation on 7-of-8 shooting in overtime win against William & Mary
- Tallied 26 points on 9-of-17 shooting in Liberty's victory at Virginia (11/25)
- Posted 23 points on 9-of-22 shooting in his collegiate debut against Montreat (11/14) ... also tied a Vines Center record with seven steals

### High School

- 2008 graduate of and four-year letterwinner at Charlotte Christian
- Helped Charlotte Christian to a 105-24 record and a state finals appearance in 2006 during his four years
- 2008 McDonald's All-America nominee
- Averaged 22.3 points, 5.0 rebounds and 5.0 assists per game, while connecting on 52.0 percent of his field goal attempts and 49.0 percent of his three-point tries as a senior
- Earned all-state, all-conference and first team CSAA-All American accolades in 2008
- As a junior averaged 13.0 points, 3.0 rebounds, 3.0 assists and 2.0 steals

- per game for a team that had four starters who were double-figure scorers
- Named to the Charlotte Christian honor roll all four years

### USA Basketball

- Helped lead the USA U19 team to the gold medal at the 2009 FIBA U19 World Championship in Germany
- Averaged 9.0 points and 2.2 rebounds per game while knocking down a team-high 19 three-point field goals as Team USA posted a 9-0 record
- Scored 12 points with four three-point field goals in a 71-55 win over France
- Went 4-of-5 from three-point range for 12 points in a 93-73 win over Canada
- Had 10 points with a pair of three-pointers in an 81-77 semifinal win over Croatia

### Personal

- Born Seth Adham Curry on August 23, 1990 in Charlotte, N.C.
- Son of Dell and Sonya Curry
- Father, Dell, was one of the NBA's most prolific three-point shooters ... he spent 16 seasons in the NBA with the Utah Jazz, Cleveland Cavaliers, Charlotte Hornets, Milwaukee Bucks and Toronto Raptors after a stellar collegiate career at Virginia Tech
- Mother, Sonya, was a volleyball standout at Virginia Tech
- Career objective is to work in an NBA front office
- Brother, Stephen, was selected seventh overall in the 2009 NBA Draft by the Golden State Warriors ... he was a standout for three seasons at Davidson, earning All-America accolades in 2009
- Double major in sociology and African & African-American studies with a certificate in markets & management studies

### Career Highs

Points	26 vs. N.C. State, 2/16/12
Rebounds	6, 3x, last vs. Virginia Tech, 3/9/12
Assists	8 vs. Colorado State, 12/7/11
Steals	5, 2x, last vs. Miami, 2/13/11
Blocks	2 vs. St. John's, 1/28/12
FG Made	9 vs. NC State, 2/16/12
3FG Made	6 vs. North Carolina, 3/5/11
FT Made	10 vs. Michigan State, 11/15/11
Minutes	40 vs. Virginia Tech, 2/25/12

### Miscellaneous

	2011-12	Career
Double-figure points	22	37
20-pt games	4	7
3 or more 3pt Field Goals	12	24
3 or more rebounds	16	28
5 or more assists	2	6
3 or more steals	6	12
Charges Drawn	5	10
Dunks	0	0
Three-point plays	2	3

### Career Statistics

SEASON	GP-GS	MP	FG-FGA	PCT.	3PT-A	PCT.	FT-FTA	PCT.	REB.	AVG.	PF-DQ	AS	TO	BS	ST	TP	AVG.
2008-09*	34-35	1277	243-583	.417	102-294	.347	119-143	.832	153	4.4	53-0	79	79	9	48	707	20.2
2009-10																	
2010-11	37-19	924	101-239	.423	64-147	.435	67-85	.788	67	1.8	63-2	74	35	5	52	333	9.0
2011-12	34-32	1026	144-344	.419	64-167	.383	104-118	.881	89	2.6	73-2	83	69	7	43	449	13.2
<b>Total</b>	<b>71-51</b>	<b>1950</b>	<b>245-583</b>	<b>.420</b>	<b>128-314</b>	<b>.408</b>	<b>170-203</b>	<b>.837</b>	<b>156</b>	<b>2.2</b>	<b>136-4</b>	<b>157</b>	<b>104</b>	<b>12</b>	<b>95</b>	<b>782</b>	<b>11.0</b>

\* Played season at Liberty (stats do not count towards Duke career numbers)

### Career ACC Regular Season Statistics

SEASON	GP-GS	MP	FG-FGA	PCT.	3PT-A	PCT.	FT-FTA	PCT.	REB.	AVG.	PF-DQ	AS	TO	BS	ST	TP	AVG.
2009-10																	
2010-11	16-9	447	53-122	.434	31-73	.425	37-50	.740	36	2.3	33-2	33	17	2	24	174	10.9
2011-12	16-14	494	75-183	.410	32-86	.372	51-61	.836	42	2.6	28-0	32	22	3	15	233	14.5
<b>Total</b>	<b>32-23</b>	<b>941</b>	<b>128-305</b>	<b>.419</b>	<b>63-159</b>	<b>.396</b>	<b>88-111</b>	<b>.793</b>	<b>78</b>	<b>2.4</b>	<b>61-2</b>	<b>65</b>	<b>39</b>	<b>5</b>	<b>39</b>	<b>407</b>	<b>12.7</b>

### Career NCAA Tournament Statistics

SEASON	GP-GS	MP	FG-FGA	PCT.	3PT-A	PCT.	FT-FTA	PCT.	REB.	AVG.	PF-DQ	AS	TO	BS	ST	TP	AVG.
2009-10																	
2010-11	3-3	53	4-10	.400	3-9	.333	0-0	.000	1	0.3	6-0	7	0	0	3	11	3.7
2011-12	1-1	25	1-9	.111	1-7	.143	4-5	.800	2	2.0	5-1	1	1	0	1	7	7.0
<b>Total</b>	<b>4-4</b>	<b>78</b>	<b>5-19</b>	<b>.263</b>	<b>4-16</b>	<b>.250</b>	<b>4-5</b>	<b>.800</b>	<b>3</b>	<b>0.7</b>	<b>11-1</b>	<b>8</b>	<b>1</b>	<b>0</b>	<b>4</b>	<b>18</b>	<b>4.5</b>

### Career ACC Tournament Statistics

SEASON	GP-GS	MP	FG-FGA	PCT.	3PT-A	PCT.	FT-FTA	PCT.	REB.	AVG.	PF-DQ	AS	TO	BS	ST	TP	AVG.
2009-10																	
2010-11	3-3	94	10-21	.476	5-10	.500	7-9	.778	11	3.7	8-0	3	4	1	6	32	10.7
2011-12	2-2	68	6-19	.316	4-12	.333	6-6	1.000	9	4.5	2-0	7	5	0	3	22	11.0
<b>Total</b>	<b>5-5</b>	<b>162</b>	<b>16-40</b>	<b>.400</b>	<b>9-22</b>	<b>.409</b>	<b>13-15</b>	<b>.867</b>	<b>20</b>	<b>4.0</b>	<b>10-0</b>	<b>10</b>	<b>9</b>	<b>1</b>	<b>9</b>	<b>54</b>	<b>10.8</b>

2008-09 (at Liberty)

Opponent	FG	3FG	FT	O-D-R	PF	Pts	A	TO	B	S	MIN
Montreal	9-22	3-8	2-2	1-4-5	3	23	6	0	0	7	30*
at UNC Asheville	6-17	1-5	5-7	2-4-6	1	18	0	1	0	0	32*
at Virginia	9-17	4-8	4-6	1-2-3	1	26	1	3	0	1	38*
Coker	9-16	4-9	0-0	1-7-8	0	22	2	2	0	1	30*
William & Mary	9-19	2-7	1-2	0-1-1	0	21	1	2	0	0	50*
George Mason	8-19	3-9	3-4	0-6-6	0	22	3	1	0	1	44*
Gardner-Webb	4-16	3-9	4-6	2-4-6	1	15	5	1	1	1	40*
at Clemson	9-16	6-9	0-0	0-4-4	3	24	1	5	1	0	38*
Anderson	8-13	4-8	2-2	0-1-1	3	22	0	0	1	0	19*
at DePaul	4-14	4-11	4-5	0-4-4	2	16	1	3	0	2	37*
at Saint Louis	4-8	0-2	0-0	0-4-4	4	8	2	2	0	2	27*
vs. N. Colorado	12-21	4-8	2-5	0-1-1	2	30	1	0	1	1	40*
vs. USC Upstate	6-13	5-7	1-3	1-2-3	0	18	2	2	0	2	34*
Cin. Christian	7-13	5-9	2-2	0-3-3	0	21	2	1	0	2	30*
at Wintrop	5-17	3-11	5-5	0-1-1	1	18	2	1	1	1	40*
at Presbyterian	6-20	1-7	2-2	0-3-3	1	15	2	2	0	2	44*
Chas. Southern	11-18	3-9	2-2	1-2-3	0	27	1	3	0	0	34*
Coastal Carolina	5-13	0-6	5-6	2-1-3	1	15	1	0	0	2	38*
at VMI	10-15	4-6	11-11	0-6-6	3	35	2	4	1	3	36*
at High Point	4-17	1-8	0-0	1-1-2	1	9	3	2	0	1	36*
Radford	11-25	6-15	2-3	0-6-6	2	30	3	2	0	2	48*
High Point	6-16	4-11	0-0	0-10-10	2	16	4	2	0	0	34*
UNC Asheville	5-20	1-9	6-6	3-2-5	3	17	3	1	0	1	35*
at Gardner-Webb	6-18	1-9	8-8	1-6-7	1	21	4	4	0	2	43
Wintrop	5-14	2-7	4-4	0-6-6	0	16	2	5	0	0	38*
Presbyterian	6-14	4-6	6-6	2-3-5	1	22	3	1	0	3	35*
at Chas. Southern	9-20	2-9	8-8	0-1-1	2	28	5	1	0	1	33*
at Coa. Carolina	8-22	4-13	2-2	2-6-8	0	22	4	2	0	0	37*
at Old Dominion	9-21	4-12	2-2	2-4-6	2	24	1	3	1	1	36*
VMI	4-14	4-9	2-2	0-2-2	3	14	0	7	0	2	36*
at Radford	6-16	3-9	10-14	0-1-1	3	25	4	3	0	3	40*
Gardner-Webb>	9-20	3-8	9-10	0-4-4	1	30	6	6	0	0	37*
VMI>	4-15	1-8	1-1	1-6-7	2	10	1	2	2	1	39*
Rider<	6-13	3-8	4-5	0-5-5	2	19	1	1	0	0	31*
James Madison<	4-11	0-5	0-2	1-6-7	0	8	0	4	0	4	38*

> Big South Tournament  
< CollegeInsider.com Tournament

2011-12

Opponent	FG	3FG	FT	O-D-R	PF	Pts	A	TO	B	S	MIN
Belmont	5-13	4-5	2-2	2-1-3	3	16	4	3	0	1	28*
Presbyterian	4-6	2-4	0-0	0-4-4	0	10	3	1	0	1	24*
vs. Michigan St.	4-7	2-5	10-12	0-7-7	3	20	4	3	1	4	38*
Davidson	6-11	2-3	3-3	0-3-3	3	17	1	1	0	2	34*
vs. Tennessee	5-10	1-4	6-6	0-1-1	3	17	4	3	0	2	36*
vs. #15 Michigan	6-7	3-3	2-2	1-1-2	2	17	3	1	0	0	34*
vs. #14 Kansas	2-8	2-4	3-3	1-2-3	3	9	3	3	0	1	36*
at #2 Ohio State	3-8	1-6	0-0	0-1-1	2	7	0	3	0	0	26*
Colorado State	2-8	1-5	0-0	2-1-3	2	5	8	1	0	2	25*
vs. Washington	2-5	0-1	4-4	1-1-2	5	8	3	5	0	0	30*
UNCG	2-6	1-4	4-4	0-0-0	3	9	0	4	0	4	20*
W. Michigan	8-12	3-4	3-4	2-1-3	2	22	4	4	1	2	24*
Penn	5-12	3-7	2-2	0-2-2	1	15	2	2	0	0	25*
at Temple	2-5	1-3	1-2	0-0-0	3	6	3	5	0	4	30*
at Georgia Tech	5-12	2-7	3-4	1-1-2	3	15	1	3	0	3	29*
#16 Virginia	4-9	1-5	2-3	1-3-4	1	11	2	1	1	0	34*
at Clemson	2-9	1-4	4-4	1-2-3	1	9	2	2	0	1	31*
Wake Forest	7-9	0-1	0-2	0-1-1	3	14	2	1	0	3	19*
Florida State	4-16	2-8	2-2	1-1-2	3	12	3	2	0	1	36*
at Maryland	2-9	0-4	4-4	3-1-4	1	8	2	2	0	0	31*
St. John's	3-7	1-4	2-2	0-2-2	3	9	1	2	2	1	29*
at Virginia Tech	2-7	1-4	6-6	0-3-3	2	11	1	1	0	0	23
Miami	7-13	4-7	4-6	1-2-3	1	22	4	0	0	3	39
at #5 UNC	5-10	4-8	1-2	1-3-4	4	15	0	1	0	0	26*
Maryland	7-15	3-6	2-2	0-1-1	2	19	3	1	0	2	34*
N.C. State	9-18	3-8	5-5	1-3-4	1	26	2	0	0	0	31*
at Boston College	4-8	3-4	7-7	3-2-5	0	18	2	6	0	1	27*
at #15 Florida State	2-8	1-4	2-2	0-0-0	2	7	2	1	0	0	33*
Virginia Tech	7-15	1-6	4-5	1-1-2	1	19	1	1	1	1	40*
at Wake Forest	5-12	3-5	2-3	0-3-3	3	15	2	0	1	0	26*
#6 UNC	3-13	3-5	3-4	0-1-1	0	12	3	0	0	0	35*
vs. Virginia Tech^	2-6	1-4	4-4	2-4-6	1	9	5	2	0	1	34*
vs. #17 Florida State^	4-13	3-8	2-2	0-3-3	1	13	2	3	0	2	34*
vs. Lehigh~	1-9	1-7	4-5	1-1-2	5	7	1	1	0	1	25*

^ - ACC Tournament  
~ - NCAA Tournament  
\* - Indicates game started

2010-11

Opponent	FG	3FG	FT	O-D-R	PF	Pts	A	TO	B	S	MIN
Princeton	4-10	3-5	3-3	2-1-3	2	14	1	1	0	1	24
Miami (Ohio)	4-7	3-4	6-6	1-0-1	0	17	1	0	0	2	22
Colgate	1-7	1-5	8-9	0-3-3	1	11	3	1	1	1	23
vs. Marquette	1-4	1-1	0-1	0-0-0	3	3	2	0	0	0	18
vs. #4 Kansas St.	2-4	1-2	1-1	0-1-1	0	6	2	1	1	5	20
vs. Oregon	1-6	1-4	0-0	0-0-0	1	3	2	1	0	1	13
#6 Michigan State	0-1	0-0	0-0	0-0-0	0	0	0	1	0	0	7
vs. Butler	0-1	0-1	1-2	0-0-0	2	1	3	1	0	1	14
Bradley	3-7	2-4	0-0	0-4-4	0	8	4	1	0	1	26
Saint Louis	4-7	3-5	0-0	0-0-0	0	11	6	2	0	1	26
Elon	3-8	2-6	2-2	0-2-2	2	10	0	1	0	2	30*
vs. UNCG	5-10	3-7	2-2	0-1-1	1	15	3	1	0	3	26*
Miami (Fla.)	0-4	0-2	0-0	0-0-0	4	0	0	1	0	2	18*
UAB	2-3	1-1	0-0	0-0-0	0	5	1	0	0	0	24
Maryland	3-4	1-2	5-7	0-1-1	3	12	0	1	0	1	18
at Florida State	3-11	1-6	1-2	0-2-2	2	8	0	2	1	2	32*
Virginia	1-6	0-2	5-5	2-4-6	2	7	2	1	0	1	27
at N.C. State	2-4	1-2	3-3	0-0-0	5	8	0	1	0	0	16
at Wake Forest	1-5	0-4	4-4	0-2-2	1	6	2	0	0	2	21
Boston College	6-9	5-7	3-4	2-0-2	1	20	3	2	0	3	33*
at St. John's	1-5	1-5	0-0	1-0-1	1	3	0	2	0	1	23*
at Maryland	3-7	2-4	0-1	0-2-2	0	8	5	0	0	0	25
N.C. State	4-8	3-5	2-6	1-2-3	0	13	2	0	0	1	23
#20 UNC	8-12	2-5	4-5	4-2-6	3	22	5	2	0	1	35
at Miami	5-10	4-7	2-4	0-4-4	0	16	2	1	0	5	39*
at Virginia	2-8	1-5	2-2	0-4-4	3	7	3	3	1	3	39*
Georgia Tech	3-6	2-4	1-2	0-1-1	1	9	6	1	0	2	34*
#24 Temple	3-6	3-5	0-0	0-3-3	3	9	3	1	0	0	34*
at Virginia Tech	0-2	0-1	0-0	0-0-0	5	0	0	1	0	0	15*
Clemson	6-13	3-6	3-3	0-1-1	0	18	2	1	0	1	35*
at #13 UNC	6-13	6-11	2-2	0-2-2	3	20	1	0	0	0	37*
Maryland^	3-10	0-1	5-6	0-3-3	3	11	3	0	1	3	31*
Virginia Tech^	3-5	2-4	2-2	0-4-4	2	10	0	2	0	1	36*
#6 UNC^	4-6	3-5	0-1	1-3-4	3	11	0	2	0	2	27*
Hampton~	3-5	3-5	0-0	0-0-0	1	9	3	0	0	2	21*
Michigan~	0-3	0-3	0-0	0-1-1	3	0	3	0	0	0	23*
#17 Arizona~	1-2	0-1	0-0	0-0-0	2	2	1	0	0	1	9*

^ - ACC Tournament  
~ - NCAA Tournament  
\* - Indicates game started





# 20

## Andre Dawkins

**G • 6-4 • 215 • SR-3L**

**Chesapeake, Va. (Atlantic Shores Christian)**

**Major: African & African-American Studies**

### Career Notes

- Has battled through adversity during his first three seasons ... will redshirt during the 2012-13 season while taking a year away from basketball
- Deadly long range shooter with 167 career three-point field goals, while shooting 40.1 percent from behind the arc
- An underrated athlete with the ability to finish with authority at the rim
- Bypassed his final year of high school eligibility to join the Blue Devils for the 2009-10 season

### 2011-12

- Played in 34 games with 14 starting assignments
- Led the team in made three-point field goals and three-point field goal percentage (67-of-171, .400)
- Finished fifth in the ACC with 2.0 made three-pointers per game
- Posted career highs with 8.4 points per game, 2.1 rebounds per game and 67 made three-pointers
- Scored in double figures 13 times with four 20-point efforts
- Made multiple three-pointers in 16 games, including four games with at least five treys
- Scored 22 points against Florida State and hit six three-pointers ... hit five of his treys in the first half (2/23)
- Sank three three-pointers and hauled in a season-high five rebounds against Boston College (2/19)
- Sank both three-point attempts against North Carolina and finished with eight points off the bench (2/8)
- Hit four three-pointers against St. John's to finish with 14 points (1/28)
- Scored in double figures for the fourth straight game by sinking 14 points against Florida State ... hit three three-pointers against the Seminoles (1/21)
- Scored 21 points against Wake Forest, sinking seven three-pointers ... all seven treys came in the first half, setting a school record ... scored 18 consecutive points for Duke in that game (1/19)
- Led Duke to a 73-66 win at Clemson, scoring 24 points while hitting five three-pointers ... also blocked a career-high two shots in the victory (1/15)
- Scored 11 points against UNC Greensboro, going 3-for-5 from the three-point line (12/19)
- Contributed 17 points off the bench against Washington in Madison Square Garden (12/10)
- Scored 15 points in 12 minutes against Colorado State ... went 6-of-8 from the floor and 3-of-5 from the three-point line (12/7)
- Totaled 17 points against Michigan in the Maui Invitational, going 4-for-9 from the three-point line ... also contributed a season-high three assists in the win over the Wolverines (11/22)
- Scored 26 points in Coach K's record-setting 903rd career win over Michigan State ... hit six three-pointers during the historic night ... also swiped four steals while playing a career-high 38 minutes (11/15)

### 2010-11

- Played in all 37 games with seven starts ... averaged 8.1 points and 1.9 rebounds in 21.0 minutes per game
- Scored in double figures in 12 games with one 20-point contest
- Led Duke guards with a .481 field goal percentage (100-of-208) ... also shot 42.7 percent from three-point range
- Shared the team lead with 64 three-point field goals ... made three or more three-point field goals in nine contests
- Recorded three games with three or more steals ... finished the year with 21 steals
- Tallied 13 points and three rebounds against Hampton (3/18) in the second round of the NCAA Tournament
- Made two three-point field goals and scored nine points against Maryland (3/11) in the ACC Tournament quarterfinals

- Posted 11 points and made 3-of-5 three-point field goals at Maryland (2/2)
- Connected on three treys and scored 14 points against Virginia (1/15)
- Finished with eight points, six rebounds and three steals against UAB (1/5)
- Came off the bench to score 16 points and record a career-high four steals in the ACC opener against Miami (1/2)
- Made 4-of-5 field goals and finished with 11 points at UNC Greensboro (12/29)
- Scored 17 points to go with four rebounds, a career-high four assists and two steals against Elon (12/20)
- Tallied a career-high 28 points against Bradley (12/8) in his first collegiate start ... went 10-of-17 from the field and 8-of-14 from behind the three-point line
- The 28 points versus Bradley (12/8) are the most points scored by a Duke player in a starting debut ... eight treys were tied for the most by an ACC player in 2011 and are tied for third most in a single game in school history
- Grabbed a career-high eight rebounds to go with 10 points and two assists against Butler (12/4) in East Rutherford, N.J.
- Made four three-point field goals and scored 14 points against Oregon (11/27)
- Was a perfect 4-of-4 from the field, including 3-of-3 from behind the three-point line for 11 points against No. 4 Kansas State (11/23) in the championship game of the CBE Classic
- Tallied three assists and one blocked shot to go with seven points and four rebounds against Marquette (11/22) in the semifinals of the CBE Classic
- Scored 16 points and added three steals in just 18 minutes against Colgate (11/19)
- Had nine points and four rebounds against Miami [Ohio] (11/16) in the CBE Classic
- Scored 13 points in the season opener against Princeton (11/14) in the first game of the O'Reilly Auto Parts CBE Classic on 5-of-9 shooting and 3-of-6 from behind the three-point line

### 2009-10

- Played in 38 contests, scoring a team-best 169 points off the bench
- Averaged 4.4 points and 1.1 rebounds per game, while shooting 37.9 percent from three-point range (36-of-95)
- Ranked fourth on the team in three-point field goals (36) and three-point percentage (.379)
- Made two or more treys in 10 games, including six three-pointers in a December win over Radford
- Only had 15 turnovers in 477 minutes of action
- Went 2-of-2 from three-point range for six points in the NCAA Tournament Elite Eight win over Baylor (3/28)
- Came off the bench to score seven points and grab two rebounds against Georgia Tech (3/14) in the ACC Tournament Championship game
- Had two steals and five points against North Carolina (3/6)
- Made 2-of-3 from behind the three-point line at No. 23 Maryland (3/3)
- Recorded five points, two rebounds and two assists at Virginia (2/28)
- Tallied 10 points and four rebounds against Pennsylvania (12/31)
- Scored 16 points in 24 minutes against Gardner-Webb (12/15), making 3-of-5 from behind the three-point line
- Sparked a struggling Duke offense with 12 points at Wisconsin (12/2) in the Big Ten/ACC Challenge ... went a perfect 4-of-4 from behind the three-point line against the Badgers
- Posted 11 points and three rebounds in the championship game of the NIT Season Tip-Off against Connecticut (11/27) ... went 4-of-6 from the field, including 2-of-3 from three-point range in the win
- Matched a Duke freshman record with six three-point field goals against Radford (11/21) ... finished 6-of-8 from deep and 7-of-9 overall from the field for his first career 20-point game
- Recorded his first career double figure scoring game with 13 points against Coastal Carolina (11/16)
- Made his collegiate debut with eight points, three rebounds, two assists and one block against UNC Greensboro (11/13)

### High School

- Three year letterwinner in basketball at Atlantic Shores Christian ... played for head coach Bruce Croxton
- Bypassed a final year of high school basketball eligibility to enroll at Duke in 2009
- Played his freshman year at Deep Creek high school before transferring to Atlantic Shore Christian ... elected to reclassify as a freshman



- Led the Seahawks to a 90-15 record, including a 53-0 mark in league play, and three straight trips to the final four of the state tournament
- Three-time first team all-state, all-conference and all-state tournament team selection
- Two-time first team NCSAA All-America and All-Tidewater honoree
- Averaged 20.5 points and 4.8 rebounds per game while leading the team to a 33-2 record and a state runner-up finish in 2009
- Named conference player of the year as a sophomore after averaging 22.4 points and 7.0 rebounds per game ... guided Atlantic Shores to a 29-7 ledger in 2008
- Scored 18.0 points per game as a freshman with the Seahawks
- Played with the Boo Williams' All-Stars in the summer AAU circuit ... helped the team to the Peach Jam championship in 2008 ... AAU Nationals runner-up in Orlando in 2009
- Named to the Boo Williams Invitational all-tournament team
- Teamed with Josh Hairston to lead the Boo Williams All-Stars to the Under-15 national title

**Personal**

- Born Andre Wade Dawkins on Sept. 19, 1991 in Fairfax, Va.
- Son of Andre and Pamela Dawkins and Tamara Hill
- Father, Andre, is a financial advisor
- Mother, Pamela, is a guidance counselor
- Older sister, Lacey, passed away following an automobile accident on the way to the Duke-St. John's game on Dec. 5, 2009
- Has two younger brothers, Caleb and Jalon, and a younger sister, Naomi
- Uncle, Tony Dawkins, referees NCAA and WNBA games
- Aunt, Nikita Lowery Dawkins, is an assistant women's basketball coach at Old Dominion
- Worked as an assistant coach for the Portsmouth Parks and Recreation Youth Basketball league

- Took honors and AP courses throughout high school
- Honor roll member for all four years of high school
- Enrolled in Johns Hopkins Center for Talented Youth
- Passed Algebra 1 high school assessment as a seventh grader
- Posted a first and fourth place finish in the ACSI Math Olympics
- Active in the church community ... volunteered as a sound technician for the Calvary Evangelical Baptist and Infinity churches
- Also was a volunteer with the Infinity Church Christmas outreach program
- A member of the Portsmouth Parks and Recreation & Calvary Evangelical Church Basketball Outreach Ministry
- Enjoys spending time with family, sudoku, chess, swimming, watching movies and playing video games with his brothers
- Favorite athlete is Kobe Bryant

**Career Highs**

Points	28 vs. Bradley, 12/8/10
Rebounds	8 vs. Butler, 12/4/10
Assists	4 vs. Elon, 12/20/10
Steals	4, 2x, last vs. Michigan State, 11/15/11
Blocks	2 vs. Clemson, 1/15/12
FG Made	10 vs. Bradley, 12/8/10
3FG Made	8 vs. Bradley, 12/8/10
FT Made	5, 3x, last vs. Washington, 12/10/11
Minutes	38 vs. Michigan State, 11/15/11

**Miscellaneous**

	2011-12	Career
Double-figure points	13	30
20-point games	4	6
3 or more 3pt FG	9	22
3 or more assists	0	3
3 or more steals	1	5
Charges Drawn	1	2
Dunks	4	11
Three-point plays	1	7
Four-point plays	0	2

**Career Statistics**

SEASON	GP-GS	MP	FG-FGA	PCT.	3PT-A	PCT.	FT-FTA	PCT.	REB.	AVG.	PF-DQ	AS	TO	BS	ST	TP	AVG.
2009-10	38-0	477	54-136	.397	36-95	.379	25-34	.735	43	1.1	36-1	13	15	2	11	169	4.4
2010-11	37-7	778	100-208	.481	64-150	.427	34-43	.791	70	1.9	59-1	21	28	4	21	298	8.1
2011-12	34-14	760	92-230	.400	67-171	.391	34-46	.739	70	2.1	62-0	20	27	2	14	285	8.4
<b>Total</b>	<b>109-21</b>	<b>2015</b>	<b>246-574</b>	<b>.428</b>	<b>167-416</b>	<b>.401</b>	<b>93-123</b>	<b>.756</b>	<b>183</b>	<b>1.7</b>	<b>157-2</b>	<b>55</b>	<b>70</b>	<b>8</b>	<b>46</b>	<b>752</b>	<b>6.9</b>

**Career ACC Regular Season Statistics**

SEASON	GP-GS	MP	FG-FGA	PCT.	3PT-A	PCT.	FT-FTA	PCT.	REB.	AVG.	PF-DQ	AS	TO	BS	ST	TP	AVG.
2009-10	14-0	140	10-35	.286	6-23	.261	6-9	.667	11	0.8	10-0	3	5	0	5	32	2.3
2010-11	16-4	311	28-75	.373	17-54	.315	10-13	.769	24	1.5	24-0	5	17	2	7	83	5.2
2011-12	16-5	327	45-107	.420	36-85	.423	18-24	.750	35	2.2	35-0	7	14	2	6	144	9.0
<b>Total</b>	<b>46-9</b>	<b>778</b>	<b>83-217</b>	<b>.382</b>	<b>59-162</b>	<b>.364</b>	<b>34-46</b>	<b>.739</b>	<b>70</b>	<b>1.5</b>	<b>69-0</b>	<b>15</b>	<b>36</b>	<b>4</b>	<b>18</b>	<b>259</b>	<b>5.6</b>

**Career NCAA Tournament Statistics**

SEASON	GP-GS	MP	FG-FGA	PCT.	3PT-A	PCT.	FT-FTA	PCT.	REB.	AVG.	PF-DQ	AS	TO	BS	ST	TP	AVG.
2009-10	6-0	44	2-4	.500	2-4	.500	1-4	.250	1	0.2	5-1	0	3	0	0	7	1.2
2010-11	3-0	68	10-21	.476	5-13	.385	3-3	1.000	6	2.0	4-0	0	1	1	0	28	9.3
2011-12	1-0	26	2-9	.222	1-5	.200	0-0	.000	1	1.0	3-0	1	1	0	0	5	5.0
<b>Total</b>	<b>10-0</b>	<b>138</b>	<b>14-34</b>	<b>.411</b>	<b>8-22</b>	<b>.364</b>	<b>4-7</b>	<b>.571</b>	<b>8</b>	<b>0.8</b>	<b>12-1</b>	<b>1</b>	<b>5</b>	<b>1</b>	<b>0</b>	<b>40</b>	<b>4.0</b>

**Career ACC Tournament Statistics**

SEASON	GP-GS	MP	FG-FGA	PCT.	3PT-A	PCT.	FT-FTA	PCT.	REB.	AVG.	PF-DQ	AS	TO	BS	ST	TP	AVG.
2009-10	3-0	32	3-10	.300	1-6	.167	0-0	.000	3	1.0	5-0	0	2	0	0	7	2.3
2010-11	3-0	44	7-16	.438	6-14	.429	3-3	1.000	5	1.7	8-1	0	2	0	0	23	7.7
2011-12	2-0	31	0-7	.000	0-5	.000	0-0	.000	5	2.5	2-0	0	1	0	0	0	0.0
<b>Total</b>	<b>8-0</b>	<b>107</b>	<b>10-33</b>	<b>.303</b>	<b>7-25</b>	<b>.280</b>	<b>3-3</b>	<b>1.000</b>	<b>13</b>	<b>1.6</b>	<b>15-1</b>	<b>0</b>	<b>5</b>	<b>0</b>	<b>0</b>	<b>30</b>	<b>3.8</b>

2009-10												
Opponent	FG	3FG	FT	O-D-R	PF	Pts	A	TO	B	S	MIN	
UNC Greensboro	3-6	2-4	0-0	1-2-3	4	8	2	0	1	0	15	
Coastal Carolina	5-14	3-11	0-0	1-1-2	2	13	3	0	0	1	25	
Charlotte	1-4	1-3	2-2	0-3-3	1	5	1	1	0	0	21	
Radford	7-9	6-8	0-0	0-0-0	0	20	0	0	1	3	22	
vs. Arizona State	2-5	2-3	2-2	0-2-2	1	8	1	1	0	0	17	
vs. #13 UConn	4-6	2-3	1-1	1-2-3	0	11	0	0	0	0	17	
at Wisconsin	4-4	4-4	0-0	1-3-4	0	12	0	0	0	0	22	
St. John's	1-5	0-3	0-0	0-3-3	2	2	0	0	0	1	21	
Gardner-Webb	6-9	3-5	1-2	0-2-2	2	16	2	1	0	1	24	
vs. #15 Gonzaga	1-6	0-4	4-4	0-0-0	0	6	1	1	0	0	17	
Long Beach State	2-3	2-3	1-3	1-0-1	0	7	0	0	0	0	9	
Pennsylvania	2-7	1-4	5-5	1-3-4	1	10	0	0	0	0	20	
#21 Clemson	0-2	0-1	0-0	0-1-1	1	0	0	1	0	0	5	
vs. Iowa State	0-2	0-2	0-0	0-0-0	1	0	0	0	0	0	6	
at #20 Ga. Tech	1-3	0-2	0-0	0-1-1	1	2	0	0	0	1	12	
Boston College	0-3	0-2	4-5	0-2-2	2	4	0	0	0	0	17	
Wake Forest	1-3	0-1	1-2	0-2-2	1	3	0	0	0	1	12	
at N.C. State	0-0	0-0	0-0	0-0-0	0	0	0	1	0	0	9	
at #17 Clemson				DNP								
Florida State	1-3	1-2	0-0	0-0-0	0	3	0	0	0	1	9	
at #7 Georgetown	1-4	1-4	2-2	0-1-1	2	5	0	1	0	0	13	
#21 Georgia Tech				DNP								
at Boston College	0-0	0-0	1-2	0-0-0	0	1	0	0	0	0	0+	
at North Carolina	0-1	0-1	0-0	0-1-1	0	0	0	1	0	0	10	
Maryland	0-3	0-1	0-0	0-1-1	0	0	0	0	0	0	10	
at Miami	1-2	1-2	0-0	0-0-0	1	3	1	0	0	0	11	
Virginia Tech	0-5	0-3	0-0	0-0-0	0	0	0	0	0	0	6	
Tulsa	0-3	0-1	0-0	0-0-0	0	0	0	0	0	0	12	
at Virginia	2-4	1-3	0-0	0-2-2	1	5	2	1	0	0	19	
at #23 Maryland	2-3	2-3	0-0	0-1-1	2	6	0	1	0	0	9	
North Carolina	2-3	1-2	0-0	0-0-0	1	5	0	0	0	2	11	
Virginia^	0-2	0-1	0-0	0-1-1	2	0	0	0	0	0	10	
Miami^	0-3	0-3	0-0	0-0-0	2	0	0	1	0	0	9	
Georgia Tech^	3-5	1-2	0-0	0-2-2	1	7	0	1	0	0	13	
Ark.-Pine Bluff-	0-1	0-1	1-2	0-0-0	5	1	0	3	0	0	12	
California-	0-0	0-0	0-0	0-0-0	0	0	0	0	0	0	3	
#10 Purdue-	0-0	0-0	0-0	0-0-0	0	0	0	0	0	0	4	
#19 Baylor-	2-2	2-2	0-2	0-0-0	0	6	0	0	0	0	13	
#6 West Virginia-	0-0	0-0	0-0	0-1-1	0	0	0	0	0	0	7	
#11 Butler-	0-1	0-1	0-0	0-0-0	0	0	0	0	0	0	5	

^ - ACC Tournament  
~ - NCAA Tournament  
\* - indicates game started

2010-11												
Opponent	FG	3FG	FT	O-D-R	PF	Pts	A	TO	B	S	MIN	
Princeton	5-9	3-6	0-0	0-0-0	1	13	1	1	0	0	22	
Miami (Ohio)	2-6	2-5	3-4	0-4-4	1	9	0	1	0	1	24	
Colgate	4-7	3-5	5-6	0-2-2	1	16	0	0	0	3	18	
vs. Marquette	3-6	1-3	0-0	0-4-4	1	7	3	0	1	1	21	
vs. #4 Kan. State	4-4	3-3	0-0	0-1-1	4	11	0	1	0	0	19	
vs. Oregon	4-7	4-7	2-3	0-0-0	2	14	1	1	0	0	21	
#6 Michigan State	2-5	1-3	0-0	0-3-3	1	5	1	0	0	1	28	
vs. Butler	3-5	2-4	2-3	1-7-8	2	10	2	0	0	1	32	
Bradley	10-17	8-14	0-0	1-1-2	0	28	0	0	0	0	31*	
Saint Louis	1-2	0-0	0-0	0-0-0	0	2	1	1	0	0	18*	
Elon	5-9	3-6	4-5	2-2-4	2	17	4	1	0	2	32	
vs. UNCG	4-5	1-2	2-2	0-1-1	2	11	1	1	0	1	23	
Miami (Fla.)	5-9	2-4	4-4	0-2-2	3	16	0	1	0	4	29	
UAB	3-4	2-3	0-1	1-5-6	2	8	0	1	0	3	32*	
Maryland	3-6	2-5	0-0	0-2-2	2	8	1	3	0	0	30*	
at Florida State	2-9	1-8	3-3	0-3-3	1	8	0	2	0	0	29	
Virginia	5-11	3-8	1-1	0-2-2	2	14	2	1	1	0	32*	
at N.C. State	4-8	0-4	0-0	0-1-1	3	8	0	2	0	0	23*	
at Wake Forest	1-3	1-3	0-0	0-0-0	2	3	0	2	0	0	13*	
Boston College	0-1	0-1	0-0	0-2-2	1	0	0	0	1	0	10	
at St. John's	3-8	1-6	0-0	0-0-0	4	7	2	0	0	1	27	
at Maryland	3-5	3-5	2-2	0-1-1	3	11	0	0	0	1	20	
N.C. State	1-6	1-2	0-0	1-2-3	1	3	1	1	0	1	26	
#20 UNC	1-3	1-3	0-0	0-0-0	1	3	0	2	0	1	15	
at Miami	0-4	0-2	0-0	0-1-1	0	0	0	1	0	0	13	
at Virginia	1-3	1-3	0-0	0-3-3	1	3	0	0	0	0	26	
Georgia Tech	0-2	0-1	0-0	0-0-0	1	0	1	1	0	0	9	
#24 Temple	2-2	2-2	0-0	0-0-0	0	6	0	0	0	0	7	
at Virginia Tech	2-4	2-4	0-0	1-2-3	2	6	0	0	0	0	18	
Clemson	0-0	0-0	0-0	0-1-1	0	0	0	1	0	0	6	
at #13 UNC	0-1	0-1	0-3	0-0-0	1	0	0	0	0	0	12	
Maryland*	3-7	2-5	1-1	0-2-2	2	9	0	0	0	0	18	
Virginia Tech^	1-5	1-5	2-2	0-2-2	5	5	0	2	0	0	13	
#6 UNC^	3-4	3-4	0-0	0-1-1	1	9	0	0	0	0	13	
Hampton-	5-10	2-6	1-1	1-2-3	1	13	0	0	1	0	20	
Michigan-	2-6	2-5	0-0	0-2-2	0	6	0	0	0	0	26	
#17 Arizona-	3-5	1-2	2-2	1-0-1	3	9	0	1	0	0	22	

^ - ACC Tournament  
~ - NCAA Tournament  
\* - indicates game started

2011-12												
Opponent	FG	3FG	FT	O-D-R	PF	Pts	A	TO	B	S	MIN	
Belmont	2-7	1-5	1-2	0-0-0	3	6	0	1	0	1	21*	
Presbyterian	1-3	1-3	1-2	1-2-3	1	4	0	0	0	0	22*	
vs. Michigan State	8-15	6-10	4-4	0-3-3	1	26	0	0	0	4	38*	
Davidson	1-3	1-3	2-4	0-1-1	0	5	1	2	0	0	20*	
vs. Tennessee	4-7	2-4	0-0	0-0-0	3	10	1	0	0	0	32*	
vs. #15 Michigan	5-12	4-9	0-0	1-1-2	2	17	3	1	0	0	35*	
vs. #14 Kansas	2-5	2-4	0-0	0-1-1	2	6	1	1	0	0	34*	
at #2 Ohio State	0-1	0-0	0-0	0-1-1	1	0	0	0	0	0	19*	
Colorado State	6-8	3-5	0-0	0-1-1	2	15	2	1	0	0	12	
vs. Washington	5-13	2-9	5-6	0-4-4	0	17	2	0	0	0	32	
UNC Greensboro	4-6	3-5	0-0	0-4-4	2	11	1	2	0	0	27	
Western Michigan	1-6	0-4	0-0	0-3-3	2	2	0	0	0	0	15	
Penn	2-7	1-3	1-2	1-3-4	2	6	2	2	0	1	20	
at Temple	0-3	0-2	0-0	0-1-1	1	0	0	1	0	1	14	
at Georgia Tech	1-5	1-5	3-4	1-0-1	3	6	1	0	0	0	21	
#16 Virginia	3-7	2-6	2-2	0-1-1	1	10	1	0	0	0	29	
at Clemson	7-12	5-9	5-6	0-2-2	0	24	0	1	2	1	27	
Wake Forest	7-13	7-12	0-0	0-0-0	2	21	0	1	0	1	26*	
Florida State	5-10	3-7	1-1	1-3-4	4	14	0	1	0	0	28*	
at Maryland	1-6	1-5	0-0	0-4-4	1	3	2	1	0	0	22*	
St. John's	4-11	4-10	2-2	0-1-1	1	14	2	1	0	1	35*	
at Virginia Tech	2-3	1-1	0-0	0-1-1	3	5	1	0	0	1	23*	
Miami	1-5	1-4	0-0	0-1-1	1	3	1	1	0	0	14*	
at #5 North Carolina	2-5	2-5	2-3	0-1-1	3	8	0	0	0	0	16	
Maryland	1-4	1-3	0-0	1-1-2	4	3	0	2	0	0	15	
N.C. State	3-7	2-5	1-2	1-3-4	3	9	0	0	0	2	20	
at Boston College	5-11	3-7	0-0	0-5-5	2	13	0	1	0	0	26	
at #15 Florida State	6-12	6-9	4-6	1-3-4	3	22	1	1	0	1	21	
Virginia Tech	0-3	0-3	0-0	0-1-1	1	0	0	3	0	0	10	
at Wake Forest	1-3	1-3	0-0	1-1-2	3	3	0	2	0	0	11	
#6 North Carolina	0-1	0-1	0-0	0-1-1	1	0	0	0	0	0	11	
vs. Virginia Tech^	0-5	0-3	0-0	0-3-3	1	0	0	1	0	0	14	
vs. #17 Florida State^	0-2	0-2	0-0	1-1-2	1	0	0	0	0	0	17	
vs. Lehigh-	2-9	1-5	0-0	0-1-1	3	5	1	1	0	0	26	

^ - ACC Tournament  
~ - NCAA Tournament  
\* - indicates game started





## 34 Ryan Kelly

**F • 6-11 • 230 • SR-3L**

**Raleigh, N.C. (Ravenscroft)**

**Major: Public Policy Studies**

**Certificate: Markets & Management Studies**

### Career Notes

- Named team captain for the second straight year in 2012-13
- Has the skill set to be an All-ACC and All-America performer ... polished offensive game allows him to be an efficient scorer
- Enjoyed a breakout season as a junior, averaging 11.8 points per game and 5.3 rebounds per game while shooting 40.8 percent from three-point range
- A matchup nightmare with the ability to shoot from the perimeter and post up under the basket ... one of the top perimeter shooting big men in the ACC
- An underrated defender who has emerged as a shot-blocking threat ... possesses good instincts and length
- Has worked hard throughout his career to improve his strength and agility ... spent the offseason recovering from offseason foot surgery
- A smart player with a knack for being in the right place at the right time ... has taken 37 charges over three seasons
- The 28th player in Duke history from the Triangle area (Raleigh-Durham-Chapel Hill) ... the fourth local product under head coach Mike Krzyzewski and the fifth Blue Devil (joining Kenney Brown, Randy Denton, Shavlik Randolph & Carl Sapp) to come out of Raleigh

### 2011-12

- Played in 31 games with 19 starts ... averaged 11.8 points, 5.4 rebounds, 1.1 assists and 1.1 blocks per game ... missed the ACC and NCAA Tournament after suffering a foot injury in early March
- Ranked third on the team in points per game, rebounds per game and blocks per game
- Scored in double figures 18 times with three 20-point efforts
- Ranked 17th in the ACC in scoring, 16th in rebounding, ninth in free throw percentage and 10th in blocks
- Named to the ACC Academic Honor Roll
- Shot 40.8 percent (40-of-98) from three-point range ... hit a three-pointer in 23 of 31 games ... hit multiple three-pointers in 12 contests
- Shot 80.7 percent (113-of-14) from the free throw line, the second highest clip on the team ... hit 18 consecutive free throws to start the season ... also hit 19 consecutive free throws from Jan. 4-12
- Named MVP of the Maui Invitational and to the all-tournament team ... scored 17 points in all three games
- Led the team with 14 charges drawn
- Posted two double-doubles, scoring 18 points with 12 rebounds against Penn (1/1), and scoring 20 points and grabbing 10 rebounds against Wake Forest (1/19)
- Scored a career-high 23 points to go along with eight rebounds and two blocks against Wake Forest (2/28)
- Played in his 100th career game at Florida State and contributed 13 points, six rebounds, two assists and a block in 30 minutes off the bench ... also notched his second four-point play of the season in the game (2/23)
- Scored 15 points in the win over North Carolina, including 10 in the second half ... scored eight points over the final seven minutes, including a long-range jumper with 14 seconds left that cut the deficit to 83-82 ... also took two charges in the game (2/8)
- Scored 15 points against Virginia Tech for his fifth consecutive double-figure scoring game (2/2)
- Scored 16 points and fell one rebound shy of recording a double-double against St. John's ... went 10-of-12 from the free throw line against the Red Storm (1/28)
- Went 5-of-7 from the floor and 2-of-3 from three-point range on the way to 14 points against Maryland ... also blocked three shots (1/25)
- Came off the bench to score 20 points against Wake Forest in his second career double-double ... went 8-of-11 from the floor and pulled in 10 rebounds ... also handed out four assists (1/19)

- Scored a career-high 21 points against Georgia Tech while posting the second best free throw performance in school history ... went a perfect 14-for-14 from the charity stripe and hit all eight free throws in the final 40 seconds of the game (1/7)
- Swiped three steals and scored 16 points in the win over Washington ... neared a double-double with eight rebounds in the victory (12/10)
- Did not miss a shot against Michigan State ... went 3-for-3 from the floor, 2-for-2 from behind the three-point line and 6-for-6 from the free throw line (11/15)
- Scored 17 points in a win over Kansas to clinch the Maui Invitational Championship and Maui Invitational MVP honors ... also chipped in three assists (11/23)
- In round two of the Maui Invitational, hit 9-of-10 free throws against Michigan to score 17 points ... also added two assists, two blocks and two steals (11/22)
- Against Tennessee in the Maui Invitational, went 5-for-9 with two three-pointers for 17 points (11/21)

### 2010-11

- Member of the ACC All-Academic Team
- Averaged 6.6 points, 3.7 rebounds and 1.4 blocks per game ... played in 37 contests with 27 starts
- Posted a .516 field goal percentage (95-of-184) and .805 free throw percentage (33-of-41)
- Reached double figures in scoring in nine games with one 20-point game
- Second on the team with 51 blocks ... tied for ninth in the ACC with 1.4 blocks per game
- Blocked a shot in 26 overall contests with three or more blocked shots in eight outings ... blocked a season-high four shots against Saint Louis (12/11), UNC Greensboro (12/29), Boston College (1/27) and Virginia (2/16)
- Led the team with 19 charges taken
- Grabbed five or more rebounds in 11 games
- Made 18 consecutive field goal attempts, including seven straight three-pointers, in a four-game stretch from Jan. 15 through Jan. 27 ... the 18 straight made field goals are the second-most in Duke history
- Scored 11 points on 5-of-6 shooting from the field against Michigan (3/20) in the third round of the NCAA Tournament
- Averaged 9.7 points, 2.3 rebounds, 1.0 blocks and 1.3 steals per game in the ACC Tournament while shooting 12-of-18 (.667) from the field
- Had nine points, three rebounds, three blocks and three steals in the ACC Tournament title game win over North Carolina (3/12)
- Was a perfect 5-for-5 from the field for 11 points against Maryland (3/11) in the ACC Tournament quarterfinals
- Tallied eight points, seven rebounds and two assists against No. 24 Temple (2/23)
- Recorded a career-high nine rebounds to go with seven points and three blocked shots at St. John's (1/31)
- Scored a career-high 20 points on 6-of-6 shooting from the field, 4-of-4 from the three-point line and 4-of-4 from the foul line against Wake Forest (1/22) ... 20 points on just six field goal attempts are tied for the second-fewest field goal attempts to score 20 points in school history ... also tied for fifth at Duke for most points scored with 100 percent efficiency
- Shot a perfect 4-of-4 from the field, including 2-of-2 from behind the three-point line for 11 points at N.C. State (1/19) ... also had eight rebounds to go with two blocked shots in the game
- Grabbed six rebounds to go with eight points and three blocked shots against Miami (1/2)
- Had 13 points and a career-high six assists against Elon (12/20)

### 2009-10

- Member of the ACC All-Academic Team
- Played in 35 games on the season, including 15 of the 16 conference games
- Averaged 1.2 points and 1.1 rebounds per game ... also blocked 14 shots on the year
- Had three games with two or more blocks and at least one block in nine games overall ... recorded at least one block in the first four games of his career
- Made two free throws against No. 10 Purdue (3/26) in the NCAA Sweet 16
- Had one assist and two rebounds against Arkansas-Pine Bluff (3/19) in the first round of the NCAA Tournament
- Made one three-point field goal for his first career points in ACC play and grabbed four rebounds against No. 21 Georgia Tech (2/4)



- Blocked four shots to go with five points and three rebounds in 11 minutes against Gonzaga (12/19)
- Posted two points, three rebounds, one block and one steal in only six minutes against St. John's (12/5)
- Recorded nine points, five rebounds, one assist, two blocks and two steals against Radford (11/21)
- Tallied eight points, three rebounds, one assist and one steal in his collegiate debut against UNC Greensboro (11/13)

### High School

- Four-year letterwinner at Ravenscroft School
- Played for former Blue Devil Kevin Billerman
- 2009 McDonald's All-American ... scored six points and grabbed two rebounds to help the East squad to a 113-110 win in the McDonald's All-America game
- Won the three-point contest at the McDonald's All-America Powerade Jam Fest ... scored 20 points in the final round to win the competition, becoming the seventh Duke commitment to win the three-point shootout at the event
- First team Parade All-America pick in 2009
- 2009 Jordan Brand All-American ... had two points, seven rebounds and two blocked shots in a 110-103 Black victory at the 2009 Jordan Brand Classic
- North Carolina Gatorade Player of the Year as a senior
- Two-time first team all-state and TISAC player of the year honoree
- Two-time GlaxoSmithKline all-tournament team pick ... also named to the Chick-fil-a Classic all-tournament team in 2009
- Raleigh News & Observer Player of the Year in 2009
- Led Ravenscroft to three conference championships and a 70-24 record during his career
- Holds school career records in points (2,065), points per game (17.5), blocks (379), rebounds (950), free throws (312), field goals (864) and field goal percentage (.600, 864-of-1441) ... also has single season records in points (882), points per game (25.2), rebounds (356), free throws (134), field goals (336) and field goal percentage (.620, 297-of-479)
- Led Ravenscroft to a 28-7 record as a senior ... posted 25.2 points, 10.2 rebounds, 2.8 blocks, 2.0 assists and 1.7 steals per game on the year
- Averaged 23.7 points, 8.1 rebounds and 3.1 blocks while leading his team to a 24-6 record and fifth place finish in the state as a junior
- Registered 14.2 points, 8.7 rebounds and 3.9 blocks per game while leading Ravenscroft to an eighth place finish in the state and an 18-11 record as a sophomore

- Named "Most Promising Prospect" at the 2008 NBPA Top 100 Camp in Charlottesville, Va.
- Made AAU all-tournament teams at the 2008 Pitt Jam Fest and Bob Gibbons Tournament of Champions
- Ranked 14th by the Recruiting Services Consensus Index
- Rated in the top 20 overall by Scout.com (No. 12), ESPN.com (No. 17) and Rivals.com (No. 20) ... listed as the No. 4 power forward by Scout.com and No. 8 power forward by Rivals.com

### USA Basketball

- Earned a silver medal with the 2008 USA U18 National Team at the 2008 FIBA Americas U18 Championship in Formosa, Argentina
- Started all five games, while averaging 8.6 points and a team-high 7.4 rebounds per game
- Posted two double-doubles with 12 points and 10 rebounds against Venezuela and 12 points and 10 rebounds against Canada in the semifinals

### Personal

- Born Ryan Matthew Kelly on April 9, 1991 in Carmel, N.Y.
- Son of Chris and Doreen Kelly
- Father, Chris, played basketball at Yale from 1981-85 ... also played professionally in France for three years
- Mother, Doreen, played volleyball at Pennsylvania and toured with Athletes In Action to South America ... also the Head of School at Ravenscroft
- Has a younger brother, Sean, and a younger sister, Erin
- Grandfather, Richard Casey, played basketball at Fordham
- Uncle, Ray Casey, played basketball at Kings College and coaches at Westminster Catawba Christian School
- Uncle, Sean Casey, played basketball at Hobart College and coached at Peddie School
- Member of the National Honor Society and the honor roll
- Semifinalist National Merit Scholar
- National Latin exam magna cum laude
- Member of the Fellowship of Christian Athletes
- Volunteered with the Special Olympics of Wake County
- Played AAU basketball for three years with D-One Sports
- Enjoys Seinfeld, video games, movies, reading and listening to music ... favorite athlete is Tim Tebow

### Career Highs

Points	23 vs. Wake Forest, 2/28/12
Rebounds	12 vs. Penn, 1/1/12
Assists	6 vs. Elon, 12/20/10
Steals	3, 3x, last vs. Washington, 12/10/11
Blocks	4, 5x, last vs. Virginia, 2/16/11
FG Made	8 vs. Wake Forest, 1/19/12
3FG Made	4, 2x, last vs. Penn, 1/1/12
FT Made	14 vs. Wake Forest, 1/7/12
Minutes	36, 2x: last vs. Kansas, 11/23/11

### Miscellaneous

	2011-12	Career
Double-figure points	18	27
20-pt games	3	4
5 or more rebounds	15	27
3 or more assists	3	5
2 or more blocks	9	25
Charges Drawn	14	37
Dunks	12	28
Three-point plays	5	8
Four-point plays	2	2

### Career Statistics

SEASON	GP-GS	MP	FG-FGA	PCT.	3PT-A	PCT.	FT-FTA	PCT.	REB.	AVG.	PF-DQ	AS	TO	BS	ST	TP	AVG.
2009-10	35-0	227	16-45	.356	5-19	.263	4-6	.667	38	1.1	34-0	13	8	14	8	41	1.2
2010-11	37-27	743	95-184	.516	22-69	.319	33-41	.805	138	3.7	77-0	31	30	51	25	245	6.6
2011-12	31-19	803	107-241	.444	40-98	.408	113-140	.807	167	5.3	71-1	35	43	31	24	367	11.8
<b>Total</b>	<b>103-46</b>	<b>1773</b>	<b>218-470</b>	<b>.464</b>	<b>67-186</b>	<b>.360</b>	<b>150-187</b>	<b>.802</b>	<b>343</b>	<b>3.3</b>	<b>182-1</b>	<b>79</b>	<b>81</b>	<b>96</b>	<b>57</b>	<b>653</b>	<b>6.3</b>

### Career ACC Regular Season Statistics

SEASON	GP-GS	MP	FG-FGA	PCT.	3PT-A	PCT.	FT-FTA	PCT.	REB.	AVG.	PF-DQ	AS	TO	BS	ST	TP	AVG.
2009-10	15-0	56	2-7	.286	1-4	.250	1-2	.500	10	0.7	13-0	2	4	0	0	6	0.4
2010-11	16-16	343	44-82	.537	12-38	.316	9-12	.750	66	4.1	30-0	9	11	26	7	109	6.8
2011-12	16-7	426	56-133	.421	21-58	.362	50-61	.819	88	5.5	46-1	18	20	15	8	183	11.4
<b>Total</b>	<b>47-23</b>	<b>825</b>	<b>102-222</b>	<b>.459</b>	<b>34-100</b>	<b>.340</b>	<b>60-75</b>	<b>.800</b>	<b>164</b>	<b>3.5</b>	<b>89-1</b>	<b>29</b>	<b>35</b>	<b>41</b>	<b>15</b>	<b>298</b>	<b>6.3</b>

### Career NCAA Tournament Statistics

SEASON	GP-GS	MP	FG-FGA	PCT.	3PT-A	PCT.	FT-FTA	PCT.	REB.	AVG.	PF-DQ	AS	TO	BS	ST	TP	AVG.
2009-10	4-0	15	0-1	.000	0-1	.000	2-2	1.000	2	0.5	1-0	1	0	0	0	0	0.5
2010-11	3-0	54	8-17	.471	0-3	.000	1-1	1.000	9	3.0	7-0	1	3	0	4	17	5.7
2011-12	Did not participate (injury)																
<b>Total</b>	<b>7-0</b>	<b>69</b>	<b>8-18</b>	<b>.444</b>	<b>0-4</b>	<b>.000</b>	<b>2-2</b>	<b>1.000</b>	<b>11</b>	<b>1.6</b>	<b>8-0</b>	<b>2</b>	<b>3</b>	<b>0</b>	<b>4</b>	<b>19</b>	<b>2.7</b>

### Career ACC Tournament Statistics

SEASON	GP-GS	MP	FG-FGA	PCT.	3PT-A	PCT.	FT-FTA	PCT.	REB.	AVG.	PF-DQ	AS	TO	BS	ST	TP	AVG.
2009-10	2-0	4	0-0	.000	0-0	.000	0-0	.000	0	0.0	0-0	0	0	0	0	0	0.0
2010-11	3-0	67	12-18	.667	2-4	.500	3-5	.600	7	2.3	5-0	2	1	3	4	29	9.7
2011-12	Did not participate (injury)																
<b>Total</b>	<b>5-0</b>	<b>71</b>	<b>12-18</b>	<b>.667</b>	<b>2-4</b>	<b>.500</b>	<b>3-5</b>	<b>.600</b>	<b>7</b>	<b>1.3</b>	<b>5-0</b>	<b>2</b>	<b>1</b>	<b>3</b>	<b>4</b>	<b>29</b>	<b>5.8</b>

2009-10												
Opponent	FG	3FG	FT	O-D-R	PF	Pts	A	TO	B	S	MIN	
UNC Greensboro	3-5	1-2	1-2	1-2-3	1	8	1	0	1	0	13	
Coastal Carolina	0-4	0-4	0-0	0-3-3	2	0	2	0	2	1	17	
Charlotte	2-3	1-2	0-0	0-2-2	2	5	2	0	1	0	16	
Radford	4-8	1-1	0-0	1-4-5	4	9	1	1	2	2	18	
vs. Arizona State	0-0	0-0	0-0	0-0-0	1	0	0	0	0	0	7	
vs. #13 Connecticut at Wisconsin	0-2	0-1	0-0	0-0-0	1	0	0	0	0	0	5	
St. John's	1-1	0-0	0-0	0-3-3	0	2	0	0	1	1	6	
Gardner-Webb	1-3	0-1	0-0	0-2-2	1	2	3	1	1	2	20	
vs. #15 Gonzaga	2-3	1-2	0-0	0-3-3	1	5	0	0	4	0	11	
Long Beach State	0-3	0-0	0-0	1-1-2	1	0	0	1	1	0	8	
Pennsylvania	1-3	0-0	0-0	0-1-1	1	2	1	0	1	2	15	
#21 Clemson	0-0	0-0	0-0	0-1-1	0	0	0	0	0	0	1	
vs. Iowa State	0-0	0-0	0-0	0-1-1	1	0	0	0	0	0	4	
at #20 Georgia Tech	0-1	0-1	0-0	0-0-0	1	0	0	0	0	0	2	
Boston College	0-0	0-0	0-0	0-1-1	0	0	0	2	0	0	5	
Wake Forest	0-0	0-0	0-0	0-0-0	1	0	0	1	0	0	4	
at N.C. State	0-0	0-0	0-0	0-0-0	0	0	0	0	0	0	2	
at #17 Clemson	0-1	0-1	0-0	0-0-0	0	0	1	0	0	0	3	
Florida State	0-0	0-0	0-0	0-0-0	1	0	0	1	0	0	2	
at #7 Georgetown	0-1	0-1	0-0	0-1-1	3	0	0	1	0	0	7	
#21 Georgia Tech	1-2	1-1	0-0	1-3-4	2	3	0	0	0	0	7	
at Boston College	0-0	0-0	1-2	0-1-1	4	1	0	0	0	0	8	
at North Carolina	0-0	0-0	0-0	0-0-0	0	0	0	0	0	0	1	
Maryland	1-2	0-1	0-0	0-0-0	0	2	0	0	0	0	3	
at Miami	0-0	0-0	0-0	0-0-0	1	0	1	0	0	0	4	
Virginia Tech	0-1	0-0	0-0	1-0-1	0	0	0	0	0	0	2	
Tulsa	0-1	0-0	0-0	0-0-0	1	0	0	0	0	0	5	
at Virginia	0-0	0-0	0-0	0-1-1	2	0	0	0	0	0	7	
at #23 Maryland				DNP								
North Carolina	0-0	0-0	0-0	0-1-1	1	0	0	0	0	0	5	
Virginia^	0-0	0-0	0-0	0-0-0	0	0	0	0	0	0	3	
Miami^	0-0	0-0	0-0	0-0-0	0	0	0	0	0	0	1	
Georgia Tech^				DNP								
Ark.-Pine Bluff-	0-0	0-0	0-0	1-1-2	0	0	1	0	0	0	10	
California-	0-1	0-1	0-0	0-0-0	1	0	0	0	0	0	3	
#10 Purdue-	0-0	0-0	2-2	0-0-0	0	2	0	0	0	0	1	
#19 Baylor-				DNP								
#6 West Virginia-	0-0	0-0	0-0	0-0-0	0	0	0	0	0	0	1	
#11 Butler-				DNP								

^ - ACC Tournament  
~ - NCAA Tournament  
\* - indicates game started

2010-11												
Opponent	FG	3FG	FT	O-D-R	PF	Pts	A	TO	B	S	MIN	
Princeton	1-3	1-1	1-2	0-3-3	1	4	0	2	0	0	14	
Miami (Ohio)	3-5	1-2	0-0	2-1-3	2	7	0	0	1	1	16*	
Colgate	3-4	1-1	2-3	3-2-5	3	9	0	1	2	2	16*	
vs. Marquette	1-3	0-1	0-0	0-1-1	0	2	2	0	2	0	12*	
vs. #4 Kansas State	2-2	1-1	0-0	1-2-3	3	5	0	1	0	1	10*	
vs. Oregon	1-1	1-1	0-0	0-3-3	3	3	1	1	0	0	16*	
#6 Michigan State	1-2	0-1	0-0	0-1-1	3	2	2	0	1	1	17*	
vs. Butler	1-4	1-3	0-0	1-1-2	1	3	1	2	1	0	14*	
Bradley	2-3	1-1	3-3	1-3-4	3	8	0	2	1	1	16	
Saint Louis	2-6	0-0	0-0	1-2-3	2	4	2	0	4	0	20	
Elon	4-8	1-3	4-4	0-3-3	4	13	6	2	1	0	21	
vs. UNC Greensboro	4-10	0-3	2-2	0-1-1	1	10	1	0	4	2	18*	
Miami (Fla.)	4-5	0-1	0-0	2-4-6	3	8	1	1	3	0	25*	
UAB	2-6	0-2	1-1	2-6-8	3	5	2	1	1	2	23*	
Maryland	1-5	0-4	0-0	1-2-3	1	2	0	0	2	0	17*	
at Florida State	1-4	1-3	0-0	2-2-4	4	3	1	0	0	0	15*	
Virginia	4-7	0-0	0-0	0-3-3	2	8	0	0	1	0	18*	
at N.C. State	4-4	2-2	1-2	2-6-8	1	11	0	2	2	1	24*	
at Wake Forest	6-6	4-4	4-4	2-4-6	0	20	2	0	1	2	31*	
Boston College	6-9	2-4	0-0	1-3-4	4	14	1	1	4	0	30*	
at St. John's	2-4	0-1	3-4	4-5-9	4	7	0	3	3	0	31*	
at Maryland	0-1	0-1	0-0	0-0-0	4	0	0	0	0	0	6*	
N.C. State	0-0	0-0	0-0	1-0-1	1	0	1	1	1	0	12*	
#20 North Carolina	1-7	1-5	1-2	1-6-7	3	4	0	2	3	0	19*	
at Miami	4-5	0-0	1-2	0-2-2	0	9	2	1	0	0	15*	
at Virginia	5-7	1-1	0-0	1-4-5	0	11	0	1	4	1	33*	
Georgia Tech	4-7	0-2	2-2	3-3-6	3	10	0	0	1	2	27*	
#24 Temple	2-6	0-3	4-4	2-5-7	2	8	2	0	1	0	35*	
at Virginia Tech	1-6	0-4	0-0	0-3-3	1	2	1	0	1	0	27*	
Clemson	2-2	1-1	0-0	2-4-6	1	5	0	1	2	0	23*	
at #13 North Carolina	1-7	0-6	0-0	0-2-2	2	2	0	1	1	1	21*	
Maryland^	5-5	1-1	0-1	1-1-2	1	11	0	0	0	0	13	
Virginia Tech^	3-6	0-1	3-3	2-0-2	2	9	1	1	0	1	26	
#6 North Carolina^	4-7	1-2	0-1	0-3-3	2	9	1	0	3	3	28	
Hampton-	3-8	0-1	0-0	1-3-4	3	6	1	1	0	3	17	
Michigan-	5-6	0-1	1-1	2-1-3	3	11	0	0	0	0	23	
#17 Arizona-	0-3	0-1	0-0	1-1-2	1	0	0	2	0	1	14	

^ - ACC Tournament  
~ - NCAA Tournament  
\* - indicates game started

2011-12												
Opponent	FG	3FG	FT	O-D-R	PF	Pts	A	TO	B	S	MIN	
Belmont	3-7	0-2	6-6	2-4-6	3	12	1	2	0	1	28	
Presbyterian	5-8	1-2	6-6	1-2-3	1	17	0	2	0	0	19	
vs. Michigan State	3-3	2-2	6-6	1-3-4	2	14	1	2	1	1	30	
Davidson	3-6	1-3	1-3	1-4-5	2	8	1	0	3	2	24*	
vs. Tennessee	5-9	2-6	5-6	1-5-6	3	17	1	1	0	1	27*	
vs. #15 Michigan	3-6	2-4	9-10	2-3-5	0	17	2	3	2	2	36*	
vs. #14 Kansas	6-17	3-8	2-2	0-3-3	1	17	3	1	1	1	36*	
at #2 Ohio State	0-2	0-0	0-0	0-3-3	1	0	1	1	0	0	15*	
Colorado State	3-5	0-1	2-4	1-2-3	1	8	0	3	1	0	21*	
vs. Washington	6-15	1-2	3-5	3-5-8	3	16	1	1	2	3	27*	
UNC Greensboro	1-3	1-2	7-10	1-3-4	1	10	1	1	2	1	18*	
Western Michigan	2-6	2-4	3-4	1-5-6	1	9	0	2	1	1	20*	
Penn	7-12	4-4	0-1	5-7-12	1	18	2	0	1	1	26*	
at Temple	1-2	0-0	3-4	1-1-2	3	5	0	1	1	0	19*	
at Georgia Tech	3-4	1-2	14-14	3-2-5	3	21	0	0	0	0	27	
#16 Virginia	3-9	1-3	2-4	3-4-7	2	9	2	4	3	0	32*	
at Clemson	3-8	0-2	2-3	1-3-4	2	8	2	2	1	1	26*	
Wake Forest	8-11	0-1	4-5	6-4-10	1	20	4	1	0	1	27	
Florida State	3-9	2-2	2-4	0-4-4	4	10	1	2	0	3	24	
at Maryland	5-7	2-3	2-2	1-3-4	4	14	0	1	3	0	24	
St. John's	3-7	0-0	10-12	6-3-9	2	16	2	3	1	2	31*	
at Virginia Tech	5-10	2-4	3-4	3-1-4	4	15	0	2	0	0	26	
Miami	3-10	2-7	0-0	3-4-7	4	8	1	2	2	1	26	
at #5 North Carolina	5-12	1-7	4-4	1-3-4	3	15	0	2	0	1	27*	
Maryland	2-7	1-4	1-2	2-5-7	4	6	0	1	3	0	17*	
N.C. State	1-5	1-3	3-4	1-3-4	4	6	1	0	0	0	20	
at Boston College	2-8	1-2	0-0	2-6-8	0	5	3	0	0	0	30	
at #15 Florida State	3-6	2-5	5-5	2-4-6	3	13	2	1	1	0	30	
Virginia Tech	2-6	1-3	3-4	0-5-5	5	8	2	1	0	0	31*	
at Wake Forest	7-13	4-5	5-6	2-6-8	1	23	0	1	2	1	31*	
#6 North Carolina	1-8	0-5	0-0	0-1-1	2	2	1	0	0	0	28*	
vs. Virginia Tech^				DNP - INJURY								
vs. #17 Florida State-				DNP - INJURY								
vs. Lehigh-				DNP - INJURY								

^ - ACC Tournament  
~ - NCAA Tournament  
\* - indicates game started





# 5 Mason Plumlee

**F • 6-10 • 235 • SR-3L**

**Warsaw, Ind. (Christ School [N.C.])**

**Double Major: Psychology & Cultural Anthropology**

## Career Notes

- A team captain in 2012-13
- One of the top returning post players in the NCAA ... an ACC Player of the Year caliber performer with All-America potential
- Looking to join Jay Buckley, Bob Fleischer, Mike Gminski, Jim Spanarkel, Shane Battier and Greg Paulus as Duke's two-time Academic All-America selections
- A solid passer on the break and out of the post with a steadily developing back-to-the-basket post game ... will be Duke's primary interior scoring threat for 2012-13
- An elite rebounder on both ends of the floor ... also has the length and wing span to be one of the top shot blockers in the ACC
- A skilled forward with elite athleticism ... runs the floor well and plays above the rim on offense and defense ... has 130 dunks in three seasons with the Blue Devils
- Has continued to add strength and bulk in the offseason
- Averaging 7.3 points and 6.9 rebounds and 1.4 blocks in his career ... has a .558 field goal percentage (304-of-545) in 105 games (64 starts)
- Joined on the team by his brother, Marshall ... In 2011-12, those two along with older brother, Miles (2008-12), became the third Division I brother trio to play on the same team, joining the Brennans (Matthew, Thomas & William) at Villanova in 1957-58 and the Bockhorns (Bucky, Harold & Terry) at Dayton in 1957-58

## 2011-12

- Named to the All-ACC third team after averaging 11.1 points and 9.2 rebounds per game
- Named to the Capital One Academic All-America first team ... the fourth Duke player in school history to earn Academic All-America first team honors and the first since Shane Battier (2000, 2001) ... also earned All-ACC Academic Team and ACC Academic Honor Roll honors
- Also selected to the NABC Honors Court, an award that highlights student-athletes who excelled in academics during the 2011-12 season
- Selected to the NABC and USBWA All-District teams
- Started 31 of 34 games and led Duke in rebounds and blocked shots ... ranked fourth in the ACC in rebounds per game ... pulled in a team-high 213 defensive rebounds and tied for the team lead with 99 offensive rebounds ... his 213 defensive rebounds were the second most in the ACC ... had 16 double-digit rebound games, which was the fourth best total in the ACC
- Shot 57.2 percent (143-of-250) from the field with 143 made field goals, the most among Duke's big men
- Led the team in rebounding 21 times and in scoring six times
- Posted 12 double-doubles for the second-most in the ACC
- Set Duke's single-season dunks record with 60, slamming in four in the second round of the NCAA Tournament to best Shelden Williams' previous school single-season record of 58
- Led the team with 55 blocks at an average of 1.6 per game, the fifth best clip in the ACC
- Improved immensely from the free throw line as the season progressed, shooting 65.8 percent from the charity stripe over Duke's final 17 games as opposed to 42.3 percent over the first 17 games
- Named ACC and National Player of the Week on Jan. 31
- Went a perfect 9-of-9 from the floor in the NCAA Second Round matchup against Lehigh (3/16) ... scored 19 points with 12 rebounds and three blocks for his 12th double-double of the year
- Recorded a double-double in the ACC Tournament against Virginia Tech with 10 rebounds and 12 points (3/9)
- Led Duke with 17 points and added four rebounds, two assists, two blocks and two steals off the bench against North Carolina ... his fourth and final rebound was the 700th of his career (3/3)

- Recorded his 10th double-double of the season with 16 points and 10 rebounds against Maryland ... also threw down three dunks and grabbed his 300th career rebound in ACC play (2/11)
- Pulled down 14 rebounds and scored eight points against North Carolina ... his final rebound came on a missed North Carolina free throw with 11 seconds remaining and started the final possession in which Austin Rivers hit the game-winning three-pointer as time expired (2/8)
- Posted his ninth double-double with 15 points and a career-high 17 rebounds against St. John's (1/28)
- Led Duke to a win over Maryland by scoring a season-high 23 points, grabbing 12 rebounds and dishing out four assists ... went 9-of-13 from the floor and 5-of-5 from the foul line (1/25)
- Posted 16 points and 13 rebounds against Temple ... also collected two blocks and a steal against the Owls (1/4)
- Had a season-high five blocks against Colorado State ... also finished with a double-double with 14 points and 10 rebounds and added five blocks and four steals (12/7)
- Scored 16 points against No. 2 Ohio State on 7-of-12 shooting ... also added eight rebounds, two blocks and a pair of steals (11/29)
- Scored a season-high 17 points and pulled in 12 rebounds against Kansas in the Maui Invitational Championship game ... also blocked a pair of shots (11/23)
- Had a block in 16 straight games before ending that streak against Davidson (11/18)
- Against Michigan State, guarded leading scorer Draymond Green and held him to 10 points on 4-of-15 shooting (11/15) ... also had seven points, five rebounds and three blocks in the game

## 2010-11

- Honorable mention All-ACC selection ... also named to the ACC All-Academic team
- Named to the CBE Classic All-Tournament team
- Started 32 games this season, averaging 7.2 points and a team-high 8.4 rebounds per game
- Shot a team-high 59.3 percent (112-of-189) from the field ... also led the team with 62 blocked shots and 46 dunks
- Ranked among the ACC leaders in rebounding (5th) and blocks (t- 6th)
- Tied for seventh in the ACC with six double-doubles ... grabbed 10 or more rebounds in 14 contests, including eight ACC games
- Led the team in rebounding 21 times
- Reached double figures in scoring in 10 outings with a career-high 25 points against Marquette (11/22)
- Posted a +5.3 rebounding increase from his freshman to sophomore season, the fifth-highest rebounding jump under Coach K
- Dished out a career-high five assists to go with 10 points and 11 rebounds in a career-high 38 minutes against Maryland (3/11) in the ACC Tournament
- Finished with 16 points, 12 rebounds, three blocks and two steals against N.C. State (2/5)
- Tallied a career-high six blocked shots to go with 10 rebounds, seven points and two assists at N.C. State (1/19)
- Grabbed a career-high 16 rebounds to go with two blocks against Virginia (1/15)
- Posted the most rebounds off the bench under Coach K with 14 boards at Florida State (1/12)
- Had a career-high five steals while recording a double-double with 10 points and 10 rebounds against No. 6 Michigan State (12/1) in the ACC/Big Ten Challenge
- Tallied seven points, 12 rebounds, four blocked shots and two steals at Oregon (11/27)
- Scored a career-high 25 points while also grabbing 12 rebounds for a double-double against Marquette (11/22) in the CBE Classic ... also had five blocked shots in the game and made 12-of-16 field goals
- Posted his first career double-double with 10 points and 14 rebounds in the second game of the O'Reilly Auto Parts CBE Classic against Miami [Ohio] (11/16)

## 2009-10

- Played in the final 34 games of the season ... missed the first six games after fracturing his left wrist in practice prior to the season opener
- Averaged 3.7 points, 3.1 rebounds, 0.9 assists and 0.9 blocks in just over 14 minutes per game ... shot 46.2 percent (49-of-106) from the field
- Made one start and was the first player off the bench in 26 games



- Finished second on the team in dunks (24) and third in blocks (30)
- Scored 10 or more points in three games and had five or more rebounds in nine outings
- Blocked a shot in 21 games with two or more blocks in six contests
- Had two points, five rebounds and two assists in NCAA Tournament win over Baylor (3/28)
- Recorded two points, six rebounds and three blocks against Arkansas-Pine Bluff (3/19) in the first round of the NCAA Tournament
- Had four points, six rebounds and two blocked shots against Miami (3/13) in the ACC Tournament semifinals
- Notched seven points, three rebounds and a block versus Maryland (2/13)
- Pulled down a season-high nine rebounds to go with seven points, two assists and one block at North Carolina (2/10)
- Grabbed six rebounds at Boston College (2/6)
- Tallied four points, three rebounds, one block and two steals at No. 7 Georgetown (1/30)
- Posted 11 points, seven rebounds and two blocked shots against Wake Forest (1/17)
- Scored 10 points on 5-of-6 shooting from the field to go with six rebounds, three assists, two blocks and one steal at No. 20 Georgia Tech (1/9)
- Had three points, five rebounds, one assist and one blocked shot in his first career ACC game against No. 21 Clemson (1/3)
- Tallied a season-high 18 points to go along with seven rebounds, two assists and four steals against Pennsylvania (12/31) ... finished the game 7-of-10 from the field
- Blocked a season-best four shots against Long Beach State (12/29)
- Posted four points, three rebounds, one assist and one block versus Gonzaga (12/19)
- Recorded six points, two rebounds, three assists and one block against Gardner-Webb (12/15)
- Drew his first collegiate start against St. John's (12/5) with four points, two rebounds and one assist in seven minutes
- Made his collegiate debut at Wisconsin (12/2) in the Big Ten/ACC Challenge, playing 10 minutes with two rebounds

### High School

- Three-time letterwinner in basketball at Christ School in Arden, N.C. ... played for head coach David Gaines
- Led the team to three state championships and a 99-8 record over the last three years
- 2009 McDonald's All-American ... had six points, four rebounds, two assists, two blocked shots and one steal for the West squad in a 113-110 loss in the McDonald's All-American game ... finished second in the dunk contest at the McDonald's All-American Powerade Jam Fest
- 2009 Jordan Brand All-American ... scored 11 points and added seven rebounds, two assists and a blocked shot in a 110-103 loss in the 2009 Jordan Brand Classic
- Third team Parade All-America and Slam All-America in 2009

- Named 2009 North Carolina Mr. Basketball by *Charlotte Observer*
- Two-time all-state and All-Western North Carolina first team pick
- Three-time all-conference honoree ... two-time team MVP
- Led team to a 36-2 mark as a senior ... averaged 15.3 points and 10.1 rebounds, 3.3 assists and 2.5 blocks per game for the year
- Named MVP of the 37th Annual GlaxoSmithKline Holiday Invitational ... also grabbed MVP honors at the Wazoo Sports Hoopfest in 2009
- Averaged 12.8 points and 10.5 rebounds per game while leading Christ School to a 34-2 record as a junior
- Helped guide the Greenies to a 29-4 mark as a sophomore
- Played varsity as a freshman at Warsaw Community High School
- Ranked 18th by the Recruiting Services Consensus Index
- Rated in the top 20 overall by ESPN.com (No. 10) and Scout.com (No. 18) ... listed as the No. 6 power forward by Scout.com and No. 14 power forward by Rivals.com
- Also competed in track and field as a standout high jumper ... an all-conference selection and team MVP
- NCISAA silver medal state finalist in the high jump ... owns an individual best jump of 6'8"

### USA Basketball

- Played in the 2009 Nike Hoops Summit ... had two points, two rebounds and two blocks in a 97-89 loss to the World Select team
- Earned a silver medal with the 2008 USA U18 National Team at the 2008 FIBA Americas U18 Championship in Formosa, Argentina ... averaged 5.0 points and 6.0 rebounds per game ... posted a double-double with 14 points and 14 rebounds against the Bahamas

### Personal

- Born Mason Alexander Plumlee on March 5, 1990 in Fort Wayne, Ind.
- Son of Perky and Leslie Plumlee
- Father, Perky, is a lawyer and played basketball at Tennessee Tech
- Mother, Leslie, is a pharmacist and played basketball at Purdue
- Has two brothers, Miles and Marshall, and a younger sister, Madeline
- Grandfather, Albert Schultz, played basketball at Michigan Tech (1944) ... he also played on the U.S. Air Force Service Team in 1945
- Uncle, William Schultz, played basketball at Wisconsin-Eau Claire ... 1972 NAIA National Runner-up
- Uncle, Chad Schultz, played basketball at Wisconsin-Oshkosh
- Played AAU basketball with Indiana Elite One and Blessed IJN ... helped Indiana Elite to 2008 championships at the Pittsburgh Jam Fest and Adidas May Classic ... named MVP of both events
- Wetmore Scholar and judiciary member of the Honor & Disciplinary Board at Christ School
- Christ School Headmaster's Cup - given to senior who demonstrated exemplary character and leadership
- Received the W. Fleming Talman Memorial Award for outstanding 3A/4A male athlete in a major sport in 2008

### Career Highs

Points	25 vs. Marquette, 11/22/10
Rebounds	17 vs. St. John's, 1/28/12
Assists	6 vs. Belmont, 11/11/11
Steals	5 vs. Michigan State, 12/1/10
Blocks	6 vs. N.C. State, 11/22/10
FG Made	12 vs. Marquette, 11/22/10
3FG Made	1, 2x, last vs. Georgia Tech, 2/4/10
FT Made	9 vs. Lehigh, 3/16/12
Minutes	38 vs. Maryland, 3/11/11

### Miscellaneous

	2011-12	Career
Double-figure points	20	33
Double-figure rebounds	16	30
Double-doubles	12	18
3 or more assists	5	15
3 or more steals	2	4
2 or more blocked shots	19	37
Charges Drawn	1	4
Dunks	60	130

### Career Statistics

SEASON	GP-GS	MP	FG-FGA	PCT.	3PT-A	PCT.	FT-FTA	PCT.	REB.	AVG.	PF-DQ	AS	TO	BS	ST	TP	AVG.
2009-10	34-1	480	49-106	.462	2-8	.250	25-46	.543	105	3.1	73-1	30	32	30	18	125	3.7
2010-11	37-32	949	112-189	.593	0-2	.000	41-93	.441	309	8.4	96-5	58	71	62	33	265	7.2
2011-12	34-31	964	143-250	.572	0-0	.000	93-176	.528	312	9.2	86-1	55	74	55	26	379	11.1
<b>Total</b>	<b>105-64</b>	<b>2393</b>	<b>304-545</b>	<b>.558</b>	<b>2-10</b>	<b>.200</b>	<b>159-315</b>	<b>.505</b>	<b>726</b>	<b>6.9</b>	<b>255-7</b>	<b>143</b>	<b>177</b>	<b>147</b>	<b>77</b>	<b>769</b>	<b>7.3</b>

### Career ACC Regular Season Statistics

SEASON	GP-GS	MP	FG-FGA	PCT.	3PT-A	PCT.	FT-FTA	PCT.	REB.	AVG.	PF-DQ	AS	TO	BS	ST	TP	AVG.
2009-10	16-0	245	25-56	.446	1-4	.250	11-24	.458	53	3.3	39-1	14	19	11	6	62	3.9
2010-11	16-13	424	43-76	.566	0-0	.000	16-38	.421	155	9.7	49-4	21	28	31	11	102	6.4
2011-12	16-13	434	56-116	.483	0-0	.000	47-75	.627	130	8.1	46-0	23	28	21	11	159	9.9
<b>Total</b>	<b>48-26</b>	<b>1103</b>	<b>124-248</b>	<b>.500</b>	<b>1-4</b>	<b>.250</b>	<b>74-137</b>	<b>.540</b>	<b>338</b>	<b>7.0</b>	<b>134-5</b>	<b>58</b>	<b>75</b>	<b>63</b>	<b>28</b>	<b>323</b>	<b>6.7</b>

### Career NCAA Tournament Statistics

SEASON	GP-GS	MP	FG-FGA	PCT.	3PT-A	PCT.	FT-FTA	PCT.	REB.	AVG.	PF-DQ	AS	TO	BS	ST	TP	AVG.
2009-10	6-0	62	3-6	.500	0-1	.000	4-6	.667	15	2.5	7-0	3	3	5	2	10	1.7
2010-11	3-3	72	10-14	.714	0-0	.000	4-7	.571	19	6.3	3-0	5	6	6	1	24	8.0
2011-12	1-1	34	9-9	1.000	0-0	.000	1-3	.333	12	12.0	4-0	0	4	3	0	19	19.0
<b>Total</b>	<b>10-4</b>	<b>178</b>	<b>22-29</b>	<b>.759</b>	<b>0-1</b>	<b>.000</b>	<b>9-16</b>	<b>.562</b>	<b>46</b>	<b>4.6</b>	<b>14-0</b>	<b>8</b>	<b>13</b>	<b>14</b>	<b>3</b>	<b>53</b>	<b>5.3</b>

### Career ACC Tournament Statistics

SEASON	GP-GS	MP	FG-FGA	PCT.	3PT-A	PCT.	FT-FTA	PCT.	REB.	AVG.	PF-DQ	AS	TO	BS	ST	TP	AVG.
2009-10	3-0	48	4-7	.571	0-0	.000	1-2	.500	11	3.7	3-0	3	0	4	2	9	3.0
2010-11	3-3	93	10-14	.714	0-0	.000	2-6	.333	20	6.7	12-0	9	8	3	2	22	7.3
2011-12	2-2	60	6-10	.600	0-0	.000	8-9	.889	14	7.0	8-1	1	6	4	0	20	10.0
<b>Total</b>	<b>8-5</b>	<b>201</b>	<b>20-31</b>	<b>.645</b>	<b>0-0</b>	<b>.000</b>	<b>11-17</b>	<b>.647</b>	<b>45</b>	<b>5.6</b>	<b>23-1</b>	<b>13</b>	<b>14</b>	<b>11</b>	<b>4</b>	<b>51</b>	<b>6.4</b>

2009-10												
Opponent	FG	3FG	FT	O-D-R	PF	Pts	A	TO	B	S	MIN	
UNC Greensboro				DNP-INJURY								
Coastal Carolina				DNP-INJURY								
Charlotte				DNP-INJURY								
Radford				DNP-INJURY								
vs. Arizona State				DNP-INJURY								
vs. #13 Connecticut				DNP-INJURY								
at Wisconsin	0-1	0-1	0-0	1-1-2	3	0	0	1	0	0	10	
St. John's	1-3	0-0	2-2	1-1-2	0	4	1	1	0	0	7	
Gardner-Webb	3-3	0-0	0-2	0-2-2	3	6	3	3	1	0	15	
vs. #15 Gonzaga	2-3	0-0	0-0	1-2-3	2	4	1	2	1	0	15	
Long Beach State	0-2	0-0	0-0	0-1-1	3	0	2	1	4	1	12	
Pennsylvania	7-10	0-0	4-7	2-5-7	2	18	2	1	0	4	21	
#21 Clemson	1-4	0-0	1-2	2-3-5	2	3	1	2	1	0	11	
vs. Iowa State	2-9	1-2	2-2	3-1-4	4	7	1	0	2	0	19	
at #20 Georgia Tech	5-6	0-0	0-1	2-4-6	2	10	3	2	2	1	26	
Boston College	2-10	0-1	0-0	3-2-5	2	4	1	1	0	1	20	
Wake Forest	4-6	0-0	3-4	4-3-7	4	11	1	2	2	0	15	
at N.C. State	1-3	0-0	0-0	0-3-3	3	2	1	1	0	0	13	
at #17 Clemson	0-0	0-0	0-0	0-0-0	2	0	0	2	1	1	8	
Florida State	0-2	0-1	0-0	1-0-1	1	0	1	0	0	0	8	
at #7 Georgetown	2-3	0-0	0-0	0-3-3	4	4	0	1	1	2	13	
#21 Georgia Tech	2-5	1-1	0-3	0-1-1	5	5	1	1	0	0	18	
at Boston College	0-2	0-0	1-4	3-3-6	3	1	0	2	0	1	20	
at North Carolina	3-4	0-0	1-2	6-3-9	4	7	2	2	1	0	27	
Maryland	2-4	0-0	3-4	1-2-3	2	7	1	2	1	0	17	
at Miami	2-4	0-0	0-0	0-2-2	2	4	0	1	1	1	11	
Virginia Tech	0-1	0-1	0-0	0-0-0	3	0	0	0	0	0	6	
Tulsa	0-3	0-0	1-1	0-2-2	3	1	0	0	1	1	13	
at Virginia	3-5	0-0	0-0	0-4-4	0	6	2	1	1	0	18	
at #23 Maryland	0-0	0-0	2-4	0-1-1	1	2	0	0	0	1	11	
North Carolina	0-0	0-0	0-0	0-0-0	3	0	0	0	1	0	16	
Virginia^	1-2	0-0	1-2	0-1-1	0	3	1	0	1	1	15	
Miami^	2-3	0-0	0-0	2-4-6	2	4	1	0	2	1	16	
Georgia Tech^	1-2	0-0	0-0	3-1-4	1	2	1	0	1	0	17	
Ark.-Pine Bluff-	0-1	0-0	2-4	0-6-6	0	2	0	1	3	1	17	
California-	1-1	0-0	0-0	0-2-2	1	2	1	0	1	0	10	
#10 Purdue-	0-0	0-0	2-2	1-0-1	2	2	0	0	0	0	9	
#19 Baylor-	1-2	0-0	0-0	3-2-5	2	2	2	2	0	0	15	
#6 West Virginia-	1-2	0-1	0-0	0-0-0	2	2	0	0	1	1	8	
#11 Butler-	0-0	0-0	0-0	0-1-1	0	0	0	0	0	0	3	


^ - ACC Tournament  
- - NCAA Tournament  
\* - indicates game started

2010-11												
Opponent	FG	3FG	FT	O-D-R	PF	Pts	A	TO	B	S	MIN	
Princeton	2-4	0-0	1-1	1-3-4	3	5	4	2	2	0	20*	
Miami (Ohio)	4-8	0-1	2-6	3-11-14	0	10	1	2	1	0	24*	
Colgate	4-5	0-0	1-2	0-4-4	5	9	1	1	1	1	13*	
vs. Marquette	12-16	0-0	1-4	6-6-12	2	25	3	3	5	0	32*	
vs. #4 Kansas State	3-7	0-0	4-8	2-3-5	3	10	0	2	1	1	33*	
vs. Oregon	3-5	0-0	1-4	1-11-12	2	7	0	1	4	2	29*	
#6 Michigan State	3-7	0-0	4-8	7-3-10	0	10	0	5	0	5	35*	
vs. Butler	4-6	0-0	0-1	2-6-8	2	8	2	3	0	2	26*	
Bradley	1-2	0-0	0-0	1-6-7	3	2	3	1	1	0	27*	
Saint Louis	1-3	0-0	1-2	1-1-2	2	3	0	1	1	0	11*	
Elon	1-3	0-1	0-0	2-5-7	0	2	1	1	0	2	16*	
vs. UNC Greensboro	2-3	0-0	0-1	0-5-5	3	4	4	1	1	2	18	
Miami (Fla.)	1-5	0-0	0-0	2-8-10	2	2	1	4	4	0	25	
UAB	6-9	0-0	2-3	1-7-8	2	14	1	0	2	1	28	
Maryland	0-2	0-0	0-0	1-5-6	5	0	0	5	1	0	18	
at Florida State	1-3	0-0	1-2	4-10-14	5	3	1	2	2	0	32	
Virginia	2-5	0-0	1-3	6-10-16	2	5	0	4	2	0	28*	
at N.C. State	3-6	0-0	1-2	5-5-10	1	7	2	0	6	0	26*	
at Wake Forest	0-1	0-0	0-2	1-9-10	3	0	1	1	1	0	22*	
Boston College	3-4	0-0	2-6	3-9-12	1	8	1	0	1	1	23*	
at St. John's	0-2	0-0	2-2	0-4-4	4	2	1	2	2	1	18*	
at Maryland	6-7	0-0	0-3	4-7-11	4	12	0	1	0	2	36*	
N.C. State	7-8	0-0	2-7	4-8-12	3	16	0	0	3	2	25*	
#20 North Carolina	1-4	0-0	0-0	3-5-8	1	2	1	1	0	1	29*	
at Miami	5-7	0-0	2-2	4-1-5	2	12	3	2	1	1	27*	
at Virginia	4-5	0-0	1-2	2-7-9	4	9	3	3	1	1	23*	
Georgia Tech	4-7	0-0	1-2	2-7-9	5	9	3	2	1	0	28*	
#24 Temple	3-5	0-0	0-0	4-9-13	1	6	2	4	1	2	30*	
at Virginia Tech	4-5	0-0	1-2	2-5-7	3	9	1	1	2	1	30*	
Clemson	2-3	0-0	4-5	1-6-7	3	8	2	2	5	0	34*	
at #13 North Carolina	0-4	0-0	0-0	2-7-9	5	0	2	0	1	2	18*	
Maryland^	4-5	0-0	2-4	3-8-11	4	10	5	2	1	1	38*	
Virginia Tech^	3-4	0-0	0-0	1-3-4	4	6	2	4	1	1	22*	
#6 North Carolina^	3-5	0-0	0-2	1-4-5	4	6	2	2	1	0	33*	
Hampton-	5-7	0-0	2-3	2-3-5	1	12	1	1	1	1	22*	
Michigan-	2-2	0-0	0-2	3-4-7	1	4	1	4	1	0	18*	
#17 Arizona-	3-5	0-0	2-2	4-3-7	1	8	3	1	4	0	32*	

^ - ACC Tournament  
- - NCAA Tournament  
\* - indicates game started

2011-12												
Opponent	FG	3FG	FT	O-D-R	PF	Pts	A	TO	B	S	MIN	
Belmont	6-10	0-0	1-2	4-10-14	1	13	6	4	1	0	35*	
Presbyterian	6-8	0-0	1-6	2-6-8	2	13	2	1	3	0	20*	
vs. Michigan State	1-3	0-0	5-10	0-5-5	3	7	1	2	3	0	32*	
Davidson	7-10	0-0	2-6	2-11-13	1	16	2	2	0	1	29*	
vs. Tennessee	3-5	0-0	2-5	2-11-13	2	8	1	3	0	0	33*	
vs. #15 Michigan	3-3	0-0	0-3	1-4-5	4	6	2	3	1	2	29*	
vs. #14 Kansas	5-10	0-0	7-9	5-7-12	3	17	1	4	2	1	37*	
at #2 Ohio State	7-12	0-0	2-5	1-7-8	3	16	1	4	2	2	35*	
Colorado State	6-7	0-0	2-6	2-8-10	0	14	2	1	5	4	25*	
vs. Washington	5-8	0-0	2-11	1-8-9	1	12	1	2	2	3	30*	
UNC Greensboro	6-8	0-0	3-8	6-7-13	2	15	2	2	2	0	24*	
Western Michigan	1-2	0-0	1-2	1-1-2	1	3	2	1	3	0	16*	
Penn	4-8	0-0	2-5	5-9-14	2	10	2	2	1	0	25*	
at Temple	7-13	0-0	2-2	7-6-13	1	16	4	3	2	1	32*	
at Georgia Tech	3-6	0-0	3-3	2-6-8	3	9	3	0	2	1	29*	
#16 Virginia	5-6	0-0	2-10	0-7-7	3	12	2	1	1	0	33*	
at Clemson	4-6	0-0	4-4	3-4-7	4	12	1	2	0	0	26*	
Wake Forest	2-7	0-0	4-6	2-7-9	3	8	1	3	0	1	23*	
Florida State	2-4	0-0	2-3	2-4-6	4	6	3	2	1	0	30*	
at Maryland	9-13	0-0	5-5	3-9-12	2	23	4	1	1	0	31*	
St. John's	5-8	0-0	5-9	6-11-17	2	15	2	2	0	1	34*	
at Virginia Tech	4-10	0-0	2-2	0-6-6	2	10	1	0	2	1	29*	
Miami	2-7	0-0	2-3	7-6-13	4	6	0	4	2	0	28*	
at #5 North Carolina	4-8	0-0	0-3	4-10-14	4	8	1	1	2	2	36*	
Maryland	5-12	0-0	6-10	7-3-10	2	16	1	1	1	1	33*	
N.C. State	3-9	0-0	3-7	3-7-10	2	9	1	1	2	2	31*	
at Boston College	1-5	0-0	1-1	2-1-3	4	3	1	3	1	0	17*	
at #15 Florida State	0-1	0-0	1-2	1-4-5	4	1	0	3	0	0	17*	
Virginia Tech	3-5	0-0	1-2	4-5-9	1	7	0	2	2	0	25	
at Wake Forest	2-4	0-0	8-9	1-6-7	0	12	2	2	2	1	22	
#6 North Carolina	7-13	0-0	3-5	1-3-4	4	17	2	2	2	2	24	
vs. Virginia Tech^	4-6	0-0	4-5	5-5-10	3	12	0	3	3	0	37*	
vs. #17 Florida State^	2-4	0-0	4-4	2-2-4	5	8	1	3	1	0	23*	
vs. Lehigh-	9-9	0-0	1-3	5-7-12	4	19	0	4	3	0	34*	

^ - ACC Tournament  
- - NCAA Tournament  
\* - indicates game started





52

## Todd Zafirovski

**F • 6-9 • 245 • SR-3L**

**Lake Forest, Ill. (Lake Forest Academy)**

**Major: Psychology**

**Certificate: Markets and Management Studies**

### Career Notes

- Awarded a scholarship for the 2011-12 season ... has developed as a valuable practice player
- Has played in 10 career games
- Has steadily improved his strength, conditioning and quickness throughout his career
- Earned his way onto the team as a walk-on in December of 2009
- Competed for a spot on the Macedonian National Team in 2012

### 2011-12

- Named to the ACC Academic Honor Roll
- Appeared in five games, coming off the bench in each
- Recorded his first career assist against Boston College (2/19)
- Recorded his first career block against Wake Forest ... also grabbed his second career rebound against the Demon Deacons (1/19)
- Came off the bench to play three minutes against Presbyterian...grabbed his first career rebound (11/12)

### 2010-11

- Played two minutes in the second round of the NCAA Tournament against Hampton (3/18)
- Made his first career appearance in an ACC game against N.C. State (2/5)
- On the floor for one minute against Saint Louis (12/11)
- Saw four minutes of action against Colgate (11/19)
- Played in his first collegiate game against Miami [Ohio] (11/16) in the second game of the O'Reilly Auto Parts CBE Classic

### 2009-10

- Did not see any game action after joining the team prior to the Penn game in late December

### High School

- Four year letterwinner at Lake Forest Academy
- Two-time team captain under coach Matt Vaughn
- Started over 100 career games finishing 81-37 overall, tied for the most wins and games played in school history
- Helped Lake Forest Academy to a 31-1 league record and three conference titles
- Averaged 11.0 points and 8.0 rebounds per game as a senior ... named first team all-conference
- Earned second team all-conference honors as a junior after averaging 13.0 points and 7.0 rebounds per game
- Scored 16.0 points and grabbed 7.0 rebounds per game as a sophomore to claim second team all-conference accolades
- Named to the St. George Invitational All-Tournament team in 2007
- Also claimed team titles at 2008 WRA Invite, 2007 Midwest Prep Classic and 2006 Boys Club of New York Holiday Tournament
- Also lettered three years in volleyball

### Personal

- Born Todd Alexander Zafirovski on June 2, 1990 in Edina, Minn.
- Son of Robin and Mike Zafirovski
- Father, Mike, is a business executive ... played soccer at Edinboro University of Pennsylvania from 1971-75 ... was also a member of the swim team at Edinboro from 1971-74 ... captained both teams
- Mother, Robin, is a homemaker and active volunteer in the community
- Has two older brothers, Matt and Kirk ... Matt graduated from Duke in 2008
- 2009 Hixon Award winner at Lake Forest Academy ... was also on the student council and student athletic advisory council at LFA
- Enjoys watching a wide variety of sports as well as Entourage and Friday Night Lights
- Favorite athlete is former Blue Devil Luol Deng





2010-11												
Opponent	FG	3FG	FT	O-D-R	PF	Pts	A	TO	B	S	MIN	
Princeton				DNP								
Miami (Ohio)	0-1	0-0	0-0	0-0-0	0	0	0	0	0	0	2	
Colgate	0-0	0-0	0-0	0-0-0	0	0	0	0	0	0	4	
vs. Marquette				DNP								
vs. #4 Kansas State				DNP								
vs. Oregon				DNP								
#6 Michigan State				DNP								
vs. Butler				DNP								
Bradley				DNP								
Saint Louis	0-0	0-0	0-0	0-0-0	0	0	0	0	0	0	1	
Elon				DNP								
vs. UNC Greensboro				DNP								
Miami (Fla.)				DNP								
UAB				DNP								
Maryland				DNP								
at Florida State				DNP								
Virginia				DNP								
at N.C. State				DNP								
at Wake Forest				DNP								
Boston College				DNP								
at St. John's				DNP								
at Maryland				DNP								
N.C. State	0-0	0-0	0-0	0-0-0	1	0	0	0	0	0	2	
#20 North Carolina				DNP								
at Miami				DNP								
at Virginia				DNP								
Georgia Tech				DNP								
#24 Temple				DNP								
at Virginia Tech				DNP								
Clemson				DNP								
at #13 North Carolina				DNP								
Maryland*				DNP								
Virginia Tech^				DNP								
#6 North Carolina^				DNP								
Hampton-	0-0	0-0	0-0	0-0-0	0	0	0	0	0	0	2	
Michigan-				DNP								
#17 Arizona-				DNP								

^ - ACC Tournament

- - NCAA Tournament

\* - Indicates game started

2011-12												
Opponent	FG	3FG	FT	O-D-R	PF	Pts	A	TO	B	S	MIN	
Belmont				DNP								
Presbyterian	0-1	0-0	0-0	0-1-1	0	0	0	0	0	0	3	
vs. Michigan State				DNP								
Davidson				DNP								
vs. Tennessee				DNP								
vs. #15 Michigan				DNP								
vs. #14 Kansas				DNP								
at #2 Ohio State				DNP								
Colorado State				DNP								
vs. Washington				DNP								
UNC Greensboro				DNP								
Western Michigan	0-1	0-0	0-0	0-0-0	0	0	0	0	0	0	2	
Penn				DNP								
at Temple				DNP								
at Georgia Tech				DNP								
#16 Virginia				DNP								
at Clemson				DNP								
Wake Forest	0-0	0-0	0-0	0-1-1	1	0	0	0	1	0	2	
Florida State				DNP								
at Maryland				DNP								
St. John's				DNP								
at Virginia Tech				DNP								
Miami				DNP								
at #5 North Carolina				DNP								
Maryland				DNP								
N.C. State				DNP								
at Boston College	0-0	0-0	0-0	0-0-0	0	0	1	0	0	0	1	
at #15 Florida State				DNP								
Virginia Tech				DNP								
at Wake Forest				DNP								
#6 North Carolina				DNP								
vs. Virginia Tech^				DNP								
vs. #17 Florida State^				DNP								
vs. Lehigh-				DNP								

^ - ACC Tournament

- - NCAA Tournament


\* - Indicates game started

Career Statistics																		
SEASON	GP-GS	MP	FG-FGA	PCT.	3PT-A	PCT.	FT-FTA	PCT.	REB.	AVG.	PF-DQ	AS	TO	BS	ST	TP	AVG.	
2009-10	0-0	0	0-0	.000	0-0	.000	0-0	.000	0	0.0	0-0	0	0	0	0	0	0.0	
2010-11	5-0	11	0-1	.000	0-0	.000	0-0	.000	0	0.0	1-0	0	0	0	0	0	0.0	
2011-12	5-0	10	0-2	.000	0-0	.000	0-0	.000	2	0.4	1-0	1	1	1	0	0	0.0	
Total	10-0	21	0-3	.000	0-0	.000	0-0	.000	2	0.2	2-0	1	1	1	0	0	0.0	

Career ACC Regular Season Statistics																		
SEASON	GP-GS	MP	FG-FGA	PCT.	3PT-A	PCT.	FT-FTA	PCT.	REB.	AVG.	PF-DQ	AS	TO	BS	ST	TP	AVG.	
2009-10	0-0	0	0-0	.000	0-0	.000	0-0	.000	0	0.0	0-0	0	0	0	0	0	0.0	
2010-11	1-0	2	0-0	.000	0-0	.000	0-0	.000	0	0.0	1-0	0	0	0	0	0	0.0	
2011-12	2-0	3	0-0	.000	0-0	.000	0-0	.000	1	0.5	1-0	1	0	1	0	0	0.0	
Total	3-0	5	0-0	.000	0-0	.000	0-0	.000	1	0.3	2-0	1	0	1	0	0	0.0	

Career NCAA Tournament Statistics																		
SEASON	GP-GS	MP	FG-FGA	PCT.	3PT-A	PCT.	FT-FTA	PCT.	REB.	AVG.	PF-DQ	AS	TO	BS	ST	TP	AVG.	
2009-10	0-0	0	0-0	.000	0-0	.000	0-0	.000	0	0.0	0-0	0	0	0	0	0	0.0	
2010-11	1-0	2	0-0	.000	0-0	.000	0-0	.000	0	0.0	0-0	0	0	0	0	0	0.0	
2011-12	0-0	0	0-0	.000	0-0	.000	0-0	.000	0	0.0	0-0	0	0	0	0	0	0.0	
Total	1-0	2	0-0	.000	0-0	.000	0-0	.000	0	0.0	0-0	0	0	0	0	0	0.0	

Career ACC Tournament Statistics																		
SEASON	GP-GS	MP	FG-FGA	PCT.	3PT-A	PCT.	FT-FTA	PCT.	REB.	AVG.	PF-DQ	AS	TO	BS	ST	TP	AVG.	
2009-10	0-0	0	0-0	.000	0-0	.000	0-0	.000	0	0.0	0-0	0	0	0	0	0	0.0	
2010-11	0-0	0	0-0	.000	0-0	.000	0-0	.000	0	0.0	0-0	0	0	0	0	0	0.0	
2011-12	0-0	0	0-0	.000	0-0	.000	0-0	.000	0	0.0	0-0	0	0	0	0	0	0.0	
Total	0-0	0	0-0	.000	0-0	.000	0-0	.000	0	0.0	0-0	0	0	0	0	0	0.0	



# 15

## Josh Hairston

**F • 6-7 • 240 • JR-2L**

**Fredericksburg, Va. (Montrose Christian)**

**Major: Sociology**

### Career

- An active, undersized post player with a good motor and solid frame
- Has added size and strength throughout his first two seasons at Duke
- Has the ability to be an effective rebounder with a solid base, good quickness and active hands
- A vocal, energetic leader on the court
- Has developed into a solid outside shooter out to 15 feet, but at his best when cleaning up on the offensive glass
- A vocal defender willing to dive on the floor, take charges and come up with deflections and loose balls
- Expected to be a consistent contributor in the Duke post rotation throughout the 2012-13 season
- Averaging 2.1 points and 1.3 rebounds in 56 career contests

### 2011-12

- Appeared in 29 games with two starts ... drew starting assignments in back-to-back games versus Virginia Tech (2/2) and Miami (2/5)
- Averaged 2.7 points and 1.4 rebounds per game ... finished with more offensive rebounds (23) than defensive rebounds (19)
- Hit 31-of-69 (.449) field goal attempts and 16-of-24 (.667) free throws
- Registered four blocks, four steals and five assists
- Averaged 16.0 minutes per game over Duke's last three contests ... played 17 minutes versus Virginia Tech (3/9), 21 against Florida State (3/10) and 10 against Lehigh (3/16)
- Drew the start against Miami, scoring two points and grabbing two rebounds in 13 minutes (2/5)
- Made his first career start against Virginia Tech and responded with six points and three rebounds in 15 minutes of action (2/2)
- Scored a career-high 13 points against Western Michigan ... went 7-of-9 from the free throw line ... pulled in four offensive rebounds over a season-high 18 minutes of action (12/30)
- Hit all three field goal attempts against No. 2 Ohio State to finish with six points (11/29)
- Scored nine points in the season opener versus Presbyterian, finishing 4-of-6 from the field over 16 minutes ... also grabbed a season-high six rebounds against the Blue Hose, including three offensive boards (11/12)

### 2010-11

- Averaged 1.4 points and 1.2 rebounds in 27 games ... had nearly half of his rebounds on the offensive end of the floor
- Converted a three-point play and had two rebounds against Hampton (3/18) in the second round of the NCAA Tournament
- Scored five points in 10 minutes of action against N.C. State (2/5)
- Dished out two assists and grabbed two rebounds at St. John's (1/30)
- Tallied two points and one rebound at Wake Forest (1/22)
- Posted two points and two rebounds at N.C. State (1/19)
- Pulled down one rebound in his first career ACC game at Florida State (1/12)
- Played a season-high 16 minutes at UNC Greensboro (12/29) and had two points and three rebounds
- Scored a season-high 12 points on 4-of-5 from the field and 4-of-6 from the free throw line for his first career double-digit scoring game against Saint Louis (12/11) ... also had four rebounds and two steals in the game
- Played a season-high 16 minutes and had two points and three rebounds at UNC Greensboro (12/29)
- Notched four points, four rebounds and one blocked shot against Bradley (12/8)
- Had four points and three rebounds against Colgate (11/19)

### 2010-11

Opponent	FG	3FG	FT	O-D-R	PF	Pts	A	TO	B	S	MIN
Princeton	1-1	0-0	0-0	1-1-2	2	2	0	0	0	1	13
Miami (Ohio)	1-5	0-0	0-0	0-2-2	3	2	0	0	0	0	11
Colgate	1-3	0-0	2-5	2-1-3	1	4	1	0	0	0	12
vs. Marquette				DNP							
vs. #4 Kansas State	0-0	0-0	0-0	0-0-0	2	0	0	0	0	0	3
vs. Oregon	0-1	0-0	1-2	0-1-1	2	1	0	0	0	0	6
#6 Michigan State				DNP							
vs. Butler	0-0	0-0	0-0	0-0-0	0	0	0	0	0	1	1
Bradley	2-5	0-0	0-0	2-2-4	1	4	0	1	1	0	11
Saint Louis	4-5	0-0	4-6	1-3-4	4	12	0	0	0	2	15
Elon	0-1	0-0	0-0	1-1-2	1	0	0	1	0	0	7
vs. UNC Greensboro	1-3	0-0	0-0	2-1-3	4	2	0	2	0	0	16
Miami (Fla.)				DNP							
UAB	0-1	0-0	0-0	0-1-1	0	0	0	0	0	0	5
Maryland				DNP							
at Florida State	0-0	0-0	0-0	1-0-1	0	0	0	0	0	0	5
Virginia	0-0	0-0	0-0	0-0-0	0	0	0	0	0	0	4
at N.C. State	1-1	0-0	0-2	2-0-2	0	2	0	1	0	0	5
at Wake Forest	0-1	0-0	2-2	1-0-1	1	2	0	0	0	0	3
Boston College	0-2	0-0	0-0	1-0-1	0	0	0	0	0	0	3
at St. John's	0-2	0-0	0-0	1-1-2	1	0	2	2	0	0	7
at Maryland	0-0	0-0	0-0	0-0-0	0	0	0	0	0	0	1
N.C. State	1-3	0-0	3-5	1-0-1	2	5	0	1	0	0	10
#20 North Carolina				DNP							
at Miami				DNP							
at Virginia	0-0	0-0	0-0	0-0-0	0	0	0	0	0	0	2
Georgia Tech	0-1	0-0	0-0	0-0-0	1	0	0	0	0	0	4
#24 Temple	0-0	0-0	0-0	0-1-1	1	0	0	0	0	0	3
at Virginia Tech				DNP							
Clemson				DNP							
at #13 North Carolina				DNP							
Maryland*	0-0	0-0	0-0	0-0-0	0	0	0	0	0	0	1
Virginia Tech*	0-0	0-0	0-0	0-0-0	0	0	0	0	0	0	1
#6 North Carolina*	0-0	0-0	0-0	0-0-0	0	0	0	0	0	0	1
Hampton-	1-1	0-0	1-1	0-2-2	0	3	0	0	0	0	13
Michigan-				DNP							
#17 Arizona-	0-0	0-0	0-0	0-0-0	0	0	0	0	0	0	2

^ - ACC Tournament

-- NCAA Tournament

\* - indicates game started

### 2011-12

Opponent	FG	3FG	FT	O-D-R	PF	Pts	A	TO	B	S	MIN
Belmont				DNP							
Presbyterian	4-6	0-0	1-2	3-3-6	3	9	1	1	0	1	16
vs. Michigan State	0-1	0-0	0-0	1-1-2	0	0	0	1	0	0	5
Davidson	0-1	0-0	0-0	1-2-3	0	0	0	1	0	0	8
vs. Tennessee	0-0	0-0	0-0	2-0-2	0	0	0	0	0	0	2
vs. #15 Michigan	0-1	0-0	0-0	0-0-0	0	0	0	0	0	0	1
vs. #14 Kansas				DNP							
at #2 Ohio State	3-3	0-0	0-0	1-0-1	3	6	0	0	0	0	13
Colorado State	2-4	0-1	0-2	0-3-3	3	4	0	0	0	0	14
vs. Washington	0-0	0-0	0-0	0-0-0	0	0	0	0	0	0	1
UNC Greensboro	2-8	0-0	2-2	3-1-4	1	6	0	1	0	0	11
Western Michigan	3-8	0-0	7-9	4-0-4	1	13	0	1	1	0	18
Penn	2-3	0-0	1-2	1-0-1	1	5	0	1	0	0	11
at Temple	1-1	0-0	0-0	1-0-1	1	2	1	0	0	0	8
at Georgia Tech	1-1	0-0	0-0	0-0-0	0	2	0	1	0	0	7
#16 Virginia				DNP							
at Clemson	0-1	0-0	0-0	0-0-0	1	0	0	0	0	0	4
Wake Forest	0-0	0-0	2-2	0-1-1	5	2	0	1	0	1	10
Florida State				DNP							
at Maryland	1-2	0-0	0-0	0-0-0	0	2	0	0	0	0	7
St. John's	0-2	0-0	1-2	1-1-2	0	1	0	0	0	0	7
at Virginia Tech	3-6	0-0	0-1	2-1-3	2	6	0	0	0	1	15*
Miami	1-4	0-0	0-0	2-0-2	2	2	0	1	1	0	13*
at #5 North Carolina	0-0	0-0	0-0	0-0-0	1	0	0	0	0	0	1
Maryland	0-0	0-0	0-0	0-0-0	2	0	0	1	0	1	3
N.C. State	2-4	0-0	2-2	0-1-1	3	6	0	0	0	0	9
at Boston College	0-1	0-0	0-0	0-0-0	3	0	0	1	1	0	9
at #15 Florida State	0-0	0-0	0-0	0-0-0	1	0	0	0	0	0	4
Virginia Tech	0-0	0-0	0-0	0-0-0	0	0	0	0	0	0	1
at Wake Forest				DNP							
#6 North Carolina	0-0	0-0	0-0	0-0-0	0	0	0	0	0	0	1
vs. Virginia Tech^	2-3	0-0	0-0	0-3-3	3	4	1	1	0	0	17
vs. #17 Florida State^	2-5	0-0	0-0	1-0-1	2	4	1	2	1	0	21
vs. Lehigh-	2-4	0-0	0-0	0-2-2	1	4	1	1	0	0	10

^ - ACC Tournament

-- NCAA Tournament

\* - indicates game started

- Made his collegiate debut against Princeton (11/14) and scored his first two points on a fastbreak dunk off his own steal ... also had two rebounds in his 13 minutes

### High School

- Played his senior season at Montrose Christian for Stu Vetter ... spent his first three years at Courtland High School for coach J.T. Nino
- Competed in the 2010 Capital Classic All-Star Game ... named to the All-Capital Classic Team after posting a double-double with 14 points and 10 rebounds
- Played in the Adidas Derby Festival Basketball Classic, finishing with 13 points, six rebounds and three steals
- Named the Gatorade Player of the Year in Maryland after averaging 20.2 points, 10.2 rebounds and 2.1 assists per game as a senior
- Selected as a third team Parade All-America
- Led Montrose Christian to a 16-5 record and was a Washington Post All-Met selection as well as Region 1 Player of the Year
- Three-time first team All-Battlefield District selection ... two-time Battlefield District Player of the Year selection while at Courtland
- Received Virginia State Player of the Year honors from the VHSCA and AP as a junior ... also named Region 1 Player of the Year, Washington Post All-Met First Team and Free Lance Star Co-Player of the Year
- Averaged 23.3 points, 10.3 rebounds and 3.0 blocks per game while leading Courtland to its first state championship as a junior
- Earned first team all-state and Region 1 Player of the Year honors as a sophomore after averaging 17.2 points and 10.3 rebounds per game
- Averaged 14.7 points, 7.4 rebounds and 3.0 assists per game to earn second team all-region accolades as a freshman
- Played AAU basketball on D.C. Assault with Blue Devil teammate Tyler Thornton ... helped the team to championships at the Adidas Super 64 in 2007 and 2008
- Named MVP of the Under-16 Division at the Bob Gibbons Tournament of Champions
- Teamed with Andre Dawkins to lead the Boo Williams All-Stars to the Under-15 national title
- Ranked 32nd by the Recruiting Services Consensus Index
- Rated in the top 75 overall by Scout.com (No. 33), ESPNU 100 (No. 19) and Rivals.com (No. 56)

### USA Basketball

- Started all five games for the USA at the 2010 FIBA U18 Championship in San Antonio, Texas
- Averaged 5.2 points and 2.5 rebounds in 14.8 minutes per game to help the USA to a 5-0 record and the gold medal
- Scored 11 points on 5-of-7 shooting and grabbed four rebounds in a 114-38 win over Mexico
- Recorded 10 points, four rebounds and a steal in 122-89 semifinal win over Canada

### Personal

- Born Joshua Keith Hairston on January 12, 1992 in Alexandria, Va.
- Son of Keith and Natalie Hairston
- Father, Keith, played football at Appalachian State from 1982-86 ... he is currently a Virginia State Trooper
- Mother, Natalie, is a district manager
- Has two older brothers, Brian and Byron, and a younger sister, Jessica
- Cousin, Kimberly Hairston, is a women's basketball coach at Georgia
- Cousin, Jasmine Hairston, is a junior basketball player at UNC-Pembroke
- An academic scholar at Montrose Christian ... also an honor roll member
- A member of the conflict prevention team, a mediation group, at Courtland
- Enjoys hanging out with friends, playing video games and watching movies
- Favorite athletes are Kobe Bryant, Chris Johnson and Roy Jones, Jr.

### Career Highs

Points	13 vs. Western Michigan, 12/30/11
Rebounds	6 vs. Presbyterian, 11/12/11
Assists	2 vs. St. John's, 1/30/11
Steals	2 vs. Saint Louis, 12/11/10
Blocked Shots	1, 5x, last vs. Florida State, 3/10/12
FG Made	4, 2x, last vs. Presbyterian, 11/12/11
FT Made	7 vs. Western Michigan, 12/30/11
Minutes	21 vs. Florida State, 3/10/12

### Miscellaneous

	2011-12	Career
Double-figure points	1	2
Double-figure rebounds	0	0
Double-doubles	0	0
5 or more rebounds	1	1
Charges Drawn	3	6
Dunks	2	4
Three-point plays	1	2

### Career Statistics

SEASON	GP-GS	MP	FG-FGA	PCT.	3PT-A	PCT.	FT-FTA	PCT.	REB.	AVG.	PF-DQ	AS	TO	BS	ST	TP	AVG.
2010-11	27-0	165	13-36	.361	0-0	.000	13-23	.565	33	1.2	26-0	3	8	1	4	39	1.4
2011-12	29-2	246	31-69	.449	0-1	.000	16-24	.667	42	1.4	39-1	5	15	4	4	78	2.7
<b>Total</b>	<b>56-2</b>	<b>411</b>	<b>44-105</b>	<b>.419</b>	<b>0-1</b>	<b>.000</b>	<b>29-47</b>	<b>.617</b>	<b>75</b>	<b>1.3</b>	<b>65-1</b>	<b>8</b>	<b>23</b>	<b>5</b>	<b>8</b>	<b>117</b>	<b>2.1</b>

### Career ACC Regular Season Statistics

SEASON	GP-GS	MP	FG-FGA	PCT.	3PT-A	PCT.	FT-FTA	PCT.	REB.	AVG.	PF-DQ	AS	TO	BS	ST	TP	AVG.
2010-11	9-0	37	2-8	.250	0-0	.000	5-9	.556	6	0.7	4-0	0	2	0	0	9	1.0
2011-12	13-2	83	8-19	.421	0-0	.000	4-5	.800	7	0.5	20-1	0	5	2	3	20	1.5
<b>Total</b>	<b>22-2</b>	<b>120</b>	<b>10-27</b>	<b>.370</b>	<b>0-0</b>	<b>.000</b>	<b>9-14</b>	<b>.643</b>	<b>13</b>	<b>0.6</b>	<b>24-1</b>	<b>0</b>	<b>7</b>	<b>2</b>	<b>3</b>	<b>29</b>	<b>1.3</b>

### Career NCAA Tournament Statistics

SEASON	GP-GS	MP	FG-FGA	PCT.	3PT-A	PCT.	FT-FTA	PCT.	REB.	AVG.	PF-DQ	AS	TO	BS	ST	TP	AVG.
2010-11	2-0	15	1-1	1.000	0-0	.000	1-1	1.000	2	1.0	0-0	0	0	0	0	3	1.5
2011-12	1-0	10	2-4	.500	0-0	.000	0-0	.000	2	2.0	1-0	1	1	0	0	4	4.0
<b>Total</b>	<b>3-0</b>	<b>5</b>	<b>3-5</b>	<b>.600</b>	<b>0-0</b>	<b>.000</b>	<b>1-1</b>	<b>1.000</b>	<b>4</b>	<b>1.3</b>	<b>1-0</b>	<b>1</b>	<b>1</b>	<b>0</b>	<b>0</b>	<b>7</b>	<b>2.3</b>

### Career ACC Tournament Statistics

SEASON	GP-GS	MP	FG-FGA	PCT.	3PT-A	PCT.	FT-FTA	PCT.	REB.	AVG.	PF-DQ	AS	TO	BS	ST	TP	AVG.
2010-11	3-0	3	0-0	.000	0-0	.000	0-0	.000	0	0.0	0-0	0	0	0	0	0	0.0
2011-12	2-0	38	4-8	.500	0-0	.000	0-0	.000	4	2.0	5-0	2	3	1	0	8	4.0
<b>Total</b>	<b>5-8</b>	<b>41</b>	<b>4-8</b>	<b>.500</b>	<b>0-0</b>	<b>.000</b>	<b>0-0</b>	<b>.000</b>	<b>4</b>	<b>0.8</b>	<b>5-0</b>	<b>2</b>	<b>3</b>	<b>1</b>	<b>0</b>	<b>8</b>	<b>1.6</b>





## 3 Tyler Thornton

**G • 6-1 • 190 • JR-2L**

**Washington, D.C. (Gonzaga)**

**Major: Psychology**

### Career

- A vocal and emotional leader for the Blue Devils ... has the ability to spark Duke and ignite the crowd in a variety of ways
- A hard-nosed player who applies constant ball pressure with solid footwork and strength ... pesky nature on defense rattles opposing ball handlers into turnovers and bad shots
- A strong ball handler and passer with an underrated shooting stroke
- Willing to dive on the floor, take charges and dig out rebounds against bigger opponents in the paint
- Has shown the ability to impact the game as a reliable lead guard as a starter or coming off the bench
- Displayed a knack for sparking the Blue Devils with timely shooting and key defensive stops
- Has steadily improved his conditioning and quickness
- Will be looked upon in 2012-13 to help anchor a backcourt that features just one other upperclassman
- Averaging 2.8 points and 1.8 rebounds in 68 career games (22 starts) ... also has 102 assists, with a 1.8:1 assist-to-turnover ratio, and 47 steals
- Has committed more than two turnovers just six times in 68 career games

### 2011-12

- Played in 34 games with 19 starts ... started Duke's final 13 games of the season, averaging 25.6 minutes per game during that stretch
- Averaged 4.1 points and 2.0 assists per game ... logged a 2.01:1 assist-to-turnover ratio, which was the highest of any Duke player who averaged more than 12 minutes played per game
- Scored in double figures three times, including a career-high 13-point outburst against Virginia Tech in the ACC Tournament (3/9)
- Shot .351 (27-of-77) from three-point range and .379 (39-of-103) from the floor ... also hit 75.0 percent (33-of-44) of his free throws
- Logged 31 steals with four three-steal games ... had three steals in three of Duke's final nine games
- Did not commit a turnover in 13 games ... had one turnover or less in 24 games ... did not commit more than three turnovers in a game all season
- Posted seven points, a career-high seven rebounds, six assists and three steals in 33 minutes against Lehigh in the NCAA Tournament (3/16)
- Scored a career-high 13 points in the ACC Tournament quarterfinal game versus Virginia Tech ... attempted a career-high 16 field goals, including 13 attempts from beyond the three-point line ... hit three three-pointers in the win while also carding three steals
- Scored seven points with two assists and shot 4-of-4 at the free throw line at Wake Forest (2/28)
- Hit a crucial three-pointer in the 85-84 win at North Carolina, sinking his long-range jumper with 2:09 remaining to cut a 10-point deficit to 82-75 (2/8)
- Played 29 minutes against Maryland, contributing seven points and two assists ... went 5-of-5 from the free throw line (1/25)
- Dished out a career-high eight assists against Wake Forest ... six of his assists led to three-pointers by teammate Andre Dawkins (1/19)
- Scored 12 points against Western Michigan, all of which came from a perfect 4-for-4 shooting performance from the three-point line (12/30)
- Did not commit a single turnover in 28 minutes against Colorado State ... matched a career high with four assists against the Rams (12/7)
- Hit a go-ahead three-pointer with 1:10 remaining against Kansas in the Maui Invitational Championship game ... followed with another three-pointer with 20 seconds remaining to put the game away (11/23)
- Gave Duke a spark off the bench against Belmont, contributing 10 points, three steals and two assists...hit all three shots from the floor (11/11)
- Had his best scoring stretch of the season over Duke's final six games, averaging 7.0 points per game
- Hit seven consecutive three-pointers from 12/30 to 1/7 ... hit all four three-pointers against Western Michigan (12/30)

### 2010-11

Opponent	FG	3FG	FT	O-D-R	PF	Pts	A	TO	B	S	MIN
Princeton	1-1	0-0	0-0	0-1-1	0	2	2	0	0	2	9
Miami (Ohio)	0-0	0-0	0-0	0-1-1	1	0	2	1	0	0	12
Colgate	2-2	1-1	0-0	0-2-2	0	5	1	2	1	0	13
vs. Marquette	0-0	0-0	0-0	0-0-0	0	0	0	0	0	0	0+
vs. #4 Kansas State	0-0	0-0	0-0	0-0-0	1	0	0	2	0	0	2
vs. Oregon	0-0	0-0	1-2	0-0-0	0	1	1	1	0	0	4
#6 Michigan State				DNP							
vs. Butler	0-0	0-0	0-0	0-0-0	1	0	0	0	0	0	1
Bradley	0-1	0-1	0-0	0-0-0	1	0	1	1	0	0	8
Saint Louis	0-0	0-0	0-0	0-1-1	2	0	4	0	0	0	14
Elon	0-0	0-0	4-4	0-1-1	2	4	0	0	0	0	7
vs. UNC Greensboro	0-2	0-1	2-2	0-0-0	1	2	4	0	0	0	15
Miami (Fla.)				DNP							
UAB	0-0	0-0	1-2	0-0-0	1	1	3	0	0	1	6
Maryland	1-1	0-0	0-2	0-0-0	2	2	0	0	0	4	12
at Florida State	0-0	0-0	0-0	0-0-0	0	0	0	0	0	0	3
Virginia	0-1	0-0	0-0	0-0-0	2	0	1	2	0	0	9
at N.C. State	1-1	1-1	2-2	0-2-2	5	5	1	0	0	1	11
at Wake Forest	0-1	0-1	1-2	1-0-1	3	1	2	0	0	1	22
Boston College	0-0	0-0	0-0	0-0-0	1	0	0	1	0	0	9
at St. John's	1-2	0-1	1-1	0-1-1	5	3	0	1	0	0	9
at Maryland	1-3	1-2	0-0	0-2-2	1	3	3	4	0	2	28*
N.C. State	1-5	0-3	0-0	1-0-1	2	2	0	3	0	0	23*
#20 North Carolina	0-1	0-1	0-0	0-0-0	1	0	0	0	0	0	3*
at Miami	0-0	0-0	6-6	0-1-1	3	6	1	0	0	1	14
at Virginia	0-0	0-0	0-0	0-0-0	0	0	0	1	0	0	5
Georgia Tech	1-2	0-1	4-4	0-3-3	2	6	2	0	0	2	24
#24 Temple	2-2	0-0	2-2	0-0-0	4	6	1	0	0	1	11
at Virginia Tech	1-1	1-1	0-0	0-1-1	2	3	1	0	0	0	14
Clemson	0-1	0-1	0-0	0-3-3	3	0	1	3	0	1	18
at #13 North Carolina	0-0	0-0	0-0	0-0-0	1	0	0	0	0	0	3
Maryland*	0-1	0-0	0-0	0-1-1	4	0	0	0	0	0	5
Virginia Tech*	0-0	0-0	0-0	0-0-0	0	0	0	0	0	0	1
#6 North Carolina*	0-0	0-0	0-0	0-0-0	0	0	0	0	0	0	1
Hampton-	1-1	0-0	0-0	0-0-0	1	2	2	0	0	0	13
Michigan-				DNP							
#17 Arizona-	0-0	0-0	2-2	0-0-0	1	2	0	0	0	0	8

^ - ACC Tournament

~ - NCAA Tournament

\* - indicates game started

### 2011-12

Opponent	FG	3FG	FT	O-D-R	PF	Pts	A	TO	B	S	MIN
Belmont	3-3	2-2	2-3	0-2-2	5	10	2	2	0	3	24
Presbyterian	1-1	0-0	0-0	0-0-0	2	2	3	0	0	0	20
vs. Michigan State	0-2	0-2	1-2	0-2-2	4	1	1	3	0	2	18
Davidson	0-2	0-1	0-1	0-1-1	3	0	2	0	0	0	17
vs. Tennessee	0-0	0-0	0-0	0-0-0	5	0	0	2	0	0	14
vs. #15 Michigan	1-1	0-0	2-2	0-1-1	3	4	2	0	0	1	12
vs. #14 Kansas	2-4	2-3	1-2	3-0-3	2	7	1	1	0	1	21
at #2 Ohio State	0-2	0-2	0-0	0-1-1	0	0	0	0	0	0	8
Colorado State	0-2	0-2	5-6	1-2-3	3	5	4	0	0	1	28*
vs. Washington	0-0	0-0	2-4	0-3-3	4	2	3	3	0	0	30*
UNC Greensboro	1-2	1-2	0-0	0-0-0	4	3	1	1	0	2	16*
Western Michigan	4-4	4-4	0-0	0-2-2	1	12	3	1	0	0	17*
Penn	2-3	1-1	0-0	1-1-2	0	5	1	1	0	1	17*
at Temple	2-5	1-1	0-0	0-2-2	4	5	0	2	0	1	25*
at Georgia Tech	1-2	1-1	0-0	0-0-0	2	3	1	0	0	1	13
#16 Virginia	1-2	0-0	0-0	1-2-3	0	2	3	0	0	1	16
at Clemson	0-3	0-3	0-0	1-2-3	1	0	2	1	0	1	12
Wake Forest	0-3	0-3	1-2	0-3-3	2	1	8	1	0	1	21
Florida State	2-3	1-1	0-0	0-1-1	1	5	4	1	0	0	17
at Maryland	1-2	0-1	5-5	0-0-0	4	7	2	0	0	0	29
St. John's	1-1	1-1	3-4	0-2-2	4	6	0	1	0	0	10
at Virginia Tech	0-1	0-1	2-2	0-3-3	2	2	1	1	0	1	28*
Miami	1-3	1-3	0-0	0-0-0	3	3	1	0	0	0	10*
at #5 North Carolina	1-6	1-6	0-0	0-0-0	5	3	3	3	0	0	30*
Maryland	1-4	1-4	2-2	2-1-3	4	5	2	0	0	1	21*
N.C. State	0-1	0-1	0-0	0-0-0	4	0	3	1	0	3	18*
at Boston College	1-2	0-1	0-0	0-1-1	2	2	0	0	0	0	15*
at #15 Florida State	0-2	0-1	1-3	0-3-3	3	1	2	2	0	1	24*
Virginia Tech	2-6	2-5	0-0	3-2-5	2	6	3	2	0	1	38*
at Wake Forest	1-3	1-2	4-4	0-1-1	3	7	2	1	0	1	30*
#6 North Carolina	2-4	2-3	0-0	0-2-2	3	6	1	0	0	1	24*
vs. Virginia Tech*	5-16	3-13	0-0	2-2-4	2	13	2	0	0	3	34*
vs. #17 Florida State*	1-4	1-4	0-0	0-0-0	3	3	0	2	0	0	27*
vs. Lehigh-	2-4	1-3	2-2	2-5-7	5	7	6	2	0	3	33*

^ - ACC Tournament

~ - NCAA Tournament

\* - indicates game started

**2010-11**

- Played in 34 games with three starts ... averaged 1.6 points, 0.6 rebounds and 1.0 assists per game
- Posted a .448 field goal percentage (13-of-29) and .839 free throw percentage (26-of-31) ... made 16 consecutive free throw attempts to close the season
- Had a 1.5:1 assist-to-turnover ratio
- Finished third on the team with seven charges drawn
- Registered two points and two assists against Hampton (3/18) in the second round of the NCAA Tournament
- Was 2-of-2 from the field and 2-of-2 from the free throw line for six points against No. 24 Temple (2/23)
- Finished with six points, three rebounds, two assists and two steals against Georgia Tech (2/20)
- Converted all six of his free throw attempts in the final minute at Miami (2/13) for a season-high six points
- Earned his first career start at Maryland (2/2) and finished with three points, two rebounds, three assists and two steals
- Played 22 minutes against Wake Forest (1/22) and had one point, one rebound, two assists and one steal
- Made a three-point field goal and was 2-of-2 from the foul line for five points at N.C. State (1/19) ... also had two rebounds, one assist and one steal in the game
- Came off the bench to spark an 11-0 run with Duke trailing 38-32 in the second half against Maryland (1/9) ... recorded a career-high four steals to go along with two points in the contest
- Recorded three assists, one point and one steal in six minutes against UAB (1/5)
- Had four assists and two points at UNC Greensboro (12/29)
- Made all four of his free throw attempts for four points against Elon (12/20)
- Tallied four assists with zero turnovers in 14 minutes against Saint Louis (12/11)
- Scored five points and grabbed two rebounds against Colgate (11/19)
- Dished out two assists against Miami [Ohio] (11/16) in the CBE Classic
- Made his collegiate debut against Princeton (11/14) in the first round of the CBE Classic with two points, two assists and two steals in nine minutes off the bench.

**High School**

- Four-year letterwinner at Gonzaga under head coach Stephen Turner ... two-time team MVP
- Only player in school history to play on teams that won 20 or more games in all four years on varsity ... holds the Gonzaga record for career wins
- Played in the Capital City Classic ... finished with four points, three assists and one steal in a 117-108 win
- Honored as the Washington D.C. Gatorade Player of the Year in 2010 ... named the House of Hoops Male Basketball Athlete of the Year for the Washington Metropolitan area

- Led the Eagles to three straight Alhambra Catholic Invitational Tournament titles ... holds the ACIT record for most steals
- Averaged 14.7 points, 3.4 rebounds, 4.0 assists and 2.1 steals per game and shot over 80 percent from the foul line as a senior
- Earned first team All-Washington Catholic Athletic Conference and All-MET honors ... also named team MVP after leading Gonzaga to a 28-7 record
- Named the MVP of the Gonzaga D.C. Classic and the Hoophall Classic in 2010 ... also named to the all-tournament team at the Iolani Classic and Alhambra Invitational
- Had 18 points and four assists in a win over Mater Dei in the finals of the Gonzaga D.C. Classic
- Scored a season-best 26 points in a 74-50 win over Bishop Ireton ... also had a 25-point game in a 69-56 win over St. Mary's Ryken
- Earned team MVP honors after averaging 14.4 points, 4.5 rebounds, 6.0 assists and 3.0 steals per game as a junior
- Led the Eagles to a 29-5 record while earning first team All-WCAC and All-MET selections in 2009 ... also named to the all-tournament team of the Gonzaga D.C. Classic
- Helped Gonzaga to a 34-1 record and WCAC and city titles as a sophomore ... averaged 10.0 points, 4.0 rebounds, 6.0 assists and 3.0 steals per game for the season
- Earned third team All-WCAC honors and the Gonzaga Coaches Award in 2008
- Claimed D.C. Sports Fan Freshman of the Year accolades after posting 8.8 points, 2.0 rebounds, 4.0 assists and 3.0 steals per game as a freshman
- Named second team All-WCAC ... first team all-tournament team selection at the Frank Spencer Invitational
- Won the Gonzaga Mr. Assist Award winner as a freshman
- Played AAU basketball on D.C. Assault with Blue Devil teammate Josh Hairston ... helped the team to championships at the Adidas Super 64 in 2007 and 2008
- Named MVP of the 15-under Adidas Super 64 in 2007 and of the 16-under division in 2008

**Personal**

- Born Tyler Damascus Thornton on April 5, 1992 in Silver Spring, Md.
- Son of Damascus and Real Thornton
- Father, Damascus, is an auditor while mother, Real, is an operations manager
- Maintained over a 3.3 GPA throughout his high school career
- Active in the Washington, D.C. community tutoring at elementary schools and serving meals to the homeless through the Gonzaga College High School's Campus Kitchen Project and McKenna's Wagon
- Also volunteered as a basketball instructor at a clinic for intellectually challenged adults
- Favorite athlete is Deion Sanders

**Career Highs**

Points	13 vs. Virginia Tech (3/9/12)
Rebounds	7 vs. Lehigh (3/16/12)
Assists	8 vs. Wake Forest, 1/19/12
Steals	4 vs. Maryland, 1/9/11
Blocked Shots	1 vs. Colgate, 1/19/10
FG Made	5 vs. Virginia Tech (3/9/12)
3FG Made	4 vs. Western Michigan, 12/30/11
FT Made	6 vs. Miami, 2/13/11
Minutes	38 vs. Virginia Tech, 2/25/12

**Miscellaneous**

Double-figure points	3	3
3 or more assists	11	15
3 or more steals	4	5
Charges Drawn	7	14
Dunks	0	0
Three-point plays	1	2


**2011-12 Career**

Career Statistics														
SEASON	GP-GS	MP	FG-FGA	PCT.	3PT-A	PCT.	FT-FTA	PCT.	REB.	AVG.	PF-DQ	AS	TO	BS
2010-11	34-3	337	13-29	.448	4-15	.267	26-31	.839	22	0.6	53-2	33	22	1
2011-12	34-19	717	39-103	.379	27-77	.351	33-44	.750	63	1.8	95-4	69	34	0
<b>Total</b>	<b>68-22</b>	<b>1054</b>	<b>52-132</b>	<b>.394</b>	<b>31-92</b>	<b>.337</b>	<b>59-75</b>	<b>.787</b>	<b>85</b>	<b>1.2</b>	<b>148-6</b>	<b>102</b>	<b>56</b>	<b>1</b>

Career ACC Regular Season Statistics														
SEASON	GP-GS	MP	FG-FGA	PCT.	3PT-A	PCT.	FT-FTA	PCT.	REB.	AVG.	PF-DQ	AS	TO	BS
2010-11	15-3	198	6-17	.353	3-11	.273	13-16	.813	14	0.9	28-1	12	14	0
2011-12	16-10	346	14-47	.298	10-36	.278	15-18	.833	28	1.7	41-1	38	13	0
<b>Total</b>	<b>31-13</b>	<b>544</b>	<b>20-64</b>	<b>.312</b>	<b>13-47</b>	<b>.276</b>	<b>28-34</b>	<b>.823</b>	<b>42</b>	<b>1.3</b>	<b>69-2</b>	<b>50</b>	<b>27</b>	<b>0</b>

Career NCAA Tournament Statistics														
SEASON	GP-GS	MP	FG-FGA	PCT.	3PT-A	PCT.	FT-FTA	PCT.	REB.	AVG.	PF-DQ	AS	TO	BS
2010-11	2-0	21	1-1	1.000	0-0	.000	2-2	1.000	0	0.0	2-0	2	0	0
2011-12	1-1	33	2-4	.500	1-3	.333	2-2	1.000	7	7.0	5-1	6	2	0
<b>Total</b>	<b>3-1</b>	<b>54</b>	<b>3-5</b>	<b>.600</b>	<b>1-3</b>	<b>.333</b>	<b>4-4</b>	<b>1.000</b>	<b>7</b>	<b>2.3</b>	<b>7-1</b>	<b>8</b>	<b>2</b>	<b>0</b>

Career ACC Tournament Statistics														
SEASON	GP-GS	MP	FG-FGA	PCT.	3PT-A	PCT.	FT-FTA	PCT.	REB.	AVG.	PF-DQ	AS	TO	BS
2010-11	3-0	7	0-1	.000	0-0	.000	0-0	.000	1	0.3	4-0	0	0	0
2011-12	2-2	61	6-20	.300	4-17	.235	0-0	.000	4	2.0	5-0	2	2	0
<b>Total</b>	<b>5-2</b>	<b>68</b>	<b>6-21</b>	<b>.286</b>	<b>4-17</b>	<b>.235</b>	<b>0-0</b>	<b>.000</b>	<b>5</b>	<b>1.0</b>	<b>9-0</b>	<b>2</b>	<b>2</b>	<b>0</b>



2

## Quinn Cook

G • 6-1 • 175 • SO-1L

Washington, D.C. (Oak Hill Academy [Va.])

### Career

- Pass first lead guard with the ability to break down defenses off the dribble ... creates scoring opportunities for his teammates with excellent court vision and the ability to deliver passes from a variety of angles
- Poised for a breakout season after gaining valuable experience as a freshman ... has the skill set to be one of the top point guards in the ACC
- Enters the year completely healthy after spending a majority of the 2011-12 working his way back into shape following knee surgery prior to his freshman year
- Has the quickness and athleticism to finish in the lane against bigger opponents ... can finish in the paint with either hand and also has an effective floater
- Worked hard throughout the offseason to improve his strength and conditioning
- A streaky perimeter shooter that is steadily becoming more consistent from behind the three-point line
- Gained valuable experience over the summer playing for the East Coast All-Stars at the Four Nations Cup ... averaged 22.0 points and 4.0 rebounds per game while shooting .511 (23-of-45) from the floor

### 2011-12

- Appeared in 33 games with four starts ... averaged 4.4 points per game and 1.9 assists per game ... logged a 3.50:1 assist-to-turnover ratio, which would have been the highest by a freshman in school history had he met the 2.0 assists per game minimum
- Shot .405 (47-of-116) from the floor and .250 (14-of-56) from three-point range ... shot .776 (14-of-56) from the free throw line
- Drew starts in four consecutive games versus Georgia Tech (1/7), Virginia (1/12), Clemson (1/15) and Wake Forest (1/19)
- Named ACC Rookie of the Week twice (12/26, 1/2)
- Strung together a streak of 21 consecutive assists without a turnover from Dec. 19 to Jan. 4, which was the second longest streak in Duke history behind only Jon Scheyer's 22-assist run from Nov. 3, 2009 to Nov. 21, 2009
- Scored in double figures five times, including a career-best 16-point outing versus Western Michigan (12/30)
- Added six points, two rebounds and three assists in 17 minutes off the bench against Wake Forest (2/28)
- Contributed five points and three assists in 13 minutes against Boston College (2/19)
- Scored 10 points in a 73-66 win over Clemson, hitting 4-of-6 shots from the floor and 2-of-3 from three-point range (1/15)
- Made his first career start at Georgia Tech and finished with 10 points, five assists and one turnover (1/7)
- Named ACC Rookie of the Week on Jan. 2 after averaging 11.0 points, 2.5 rebounds, 8.5 assists and 1.0 steals per game in wins over Western Michigan and Penn ... shot 50.0 percent (6-of-12) from the field and 90.0 percent (9-of-10) from the foul line for the week ... also had 17 assists without a turnover in 45 minutes of action
- Recorded nine assists and zero turnovers in the win over Penn ... the performance tied the school freshman record for the most assists in a game without a turnover (1/1)
- Scored a career-high 16 points and dished out eight assists in the 110-70 win over Western Michigan ... also swiped two steals and blocked a shot while pulling in four rebounds (12/30)
- Named ACC Rookie of the Week on Dec. 26 after scoring 14 points against UNC Greensboro ... sank 6-of-7 field goals against the Spartans while also adding a pair of assists and a steal (12/19)
- Scored nine points against Davidson, all of which came in the second half ... added a pair of steals and went 4-for-5 from the free throw line (11/18)
- Scored 10 points against Presbyterian, going 2-for-3 from three-point range ... also contributed two assists and went 4-for-4 from the line (11/12)

### High School

- Transferred to Oak Hill Academy (Va.) for his senior season where he played for head coach Steve Smith ... played his first three seasons at DeMatha High School under head coach Mike Jones
- A 2011 McDonald's All-America selection ... scored 14 points on 6-of-13 shooting to help the East squad to a 111-96 victory
- Also selected to play in the Derby Festival Classic in Louisville
- Averaged 21.0 points, 10.9 assists and 2.2 steals per game in pacing Oak Hill to a 31-4 record in 2010-11 ... team finished the year ranked No. 4 nationally by USA Today and No. 7 by ESPN Rise
- Named a 2011 second team All-America by MaxPreps
- Had three 30-point games as a senior, including 31-point outbursts against Summitt Christian and Iolani High School
- Scored 22 points to lead Oak Hill Academy past Montverde Academy in the final of the Iolani Classic, landing him MVP honors ... also had a 13-assist game while in Hawaii for the Iolani Classic
- Selected to play in the fifth annual Boost Mobile Elite 24 game prior to his senior season, joining future Duke teammates Austin Rivers, Alex Murphy and Michael Gbinije ... suffered a knee injury during practices and did not play in the game
- Attended DeMatha High School (Md.) and helped lead his team to a 32-4 record in 2009-10 ... guided the team to conference and city titles for the second consecutive season
- Named to the 2010 ESPN Rise Underclass All-America team after averaging 19.8 points, 3.3 rebounds and 5.9 assists per game as a junior
- Named the *Washington Post* 2010 All-Met Player of the Year (the first junior in 30 years to win the award) ... was also the WCAC Player of the Year
- A first team Junior All-America team selection by MaxPreps in 2010
- Helped lead DeMatha to a 31-4 record and the WCAC title and the city title as a sophomore
- Started all 35 games and averaged 14.0 points, 4.0 rebounds and 6.0 assists en route to earning WCAC Sophomore of the Year honors
- Named to the *Washington Post* 2009 All-Met third team, the only sophomore to be listed among the 2009 All-Met teams ... also a All-WCAC first team pick by the *Washington Post*
- 2009 All-Prince Georges County first team selection by numerous publications, including the *Washington Post*
- DeMatha finished ranked No. 8 nationally and No. 5 in the East Region on the ESPN Rise Feb 50 listing.
- As a freshman aided DeMatha to a 20-10 record and a third place finish in the league ... averaged 10.0 points and 5.0 assists per game.
- Earned National High School Hoops Festival MVP honors in 2008 and was an All-WCAC honorable mention selection
- During his career at DeMatha, the Stags had an impressive 85-18 record and finished as the No. 1 ranked team in Maryland in 2010
- Played AAU Basketball with DC Assault
- Named MVP of the 2010 adidas Nations Experience after leading his team to the tournament championship
- Attended the Pangos All-America Camp in 2010
- Ranked in the top 50 by Scout.com (No. 36), Rivals.com (No. 38) and ESPNU 100 (No. 37)
- Rated 31st overall by the Recruiting Services Consensus Index

### USA Basketball

- Recorded 12 points, on 5-of-7 shooting, and three assists to help the USA Basketball Junior National Select Team to a 92-80 win over the World Select team in the 2011 Nike Hoop Summit
- Team captain of the 2010 USA U17 World Championship Team that posted a perfect 8-0 record and captured the gold medal ... started all eight games and averaged 7.5 points, 3.0 rebounds and a tournament-leading 7.4 assists per game.
- Also the team captain of the 2009 USA U16 National Team that posted a 5-0 mark and captured the 2009 FIBA Americas U16 Championship gold medal ... started all five games and averaged 15.6 points, 3.6 rebounds and a team-high 5.0 assists per game



Personal

- Born Quinn Alexander Cook on March 23, 1993, in Washington, D.C.
- Son of Janet and the late Ted Cook
- Has one older sister, Kelsey
- Lists former Blue Devil All-America Nolan Smith as his god-brother ... wore the #2 at Oak Hill Academy and now at Duke in tribute to Smith
- Favorites include Kobe Bryant, the Los Angeles Lakers, Michael Phelps and golf
- Has post-basketball career ambitions of becoming an entrepreneur
- An honor roll student in 2010 and 2011

2011-12

Opponent	FG	3FG	FT	O-D-R	PF	Pts	A	TO	B	S	MIN
Belmont	0-2	0-1	0-0	0-0-0	1	0	0	0	0	0	8
Presbyterian	2-4	2-3	4-4	1-1-2	2	10	2	1	0	0	18
vs. Michigan State	0-0	0-0	0-0	0-0-0	1	0	0	0	0	0	2
Davidson	2-4	1-2	4-5	1-0-1	1	9	0	0	0	2	12
vs. Tennessee	1-3	0-0	0-0	0-2-2	0	2	1	1	1	1	8
vs. #15 Michigan	0-0	0-0	0-0	0-1-1	0	0	1	0	0	0	4
vs. #14 Kansas	0-1	0-1	0-0	0-0-0	0	0	0	0	0	0	1
at #2 Ohio State	2-6	0-3	0-0	1-0-1	0	4	4	2	0	1	14
Colorado State	1-3	0-0	0-0	1-2-3	0	2	2	0	0	0	16
vs. Washington	0-0	0-0	4-6	0-0-0	1	4	0	0	0	0	4
UNC Greensboro	6-7	2-3	0-0	0-0-0	0	14	2	2	0	1	18
Western Michigan	4-7	1-4	7-8	1-3-4	1	16	8	0	1	2	23
Penn	2-5	0-2	2-2	0-1-1	2	6	9	0	0	0	22
at Temple	2-6	1-4	0-0	0-1-1	3	5	2	1	0	0	12
at Georgia Tech	3-7	1-4	3-4	0-1-1	3	10	5	1	0	0	27*
#16 Virginia	1-3	0-2	0-0	0-1-1	1	2	0	1	0	0	12*
at Clemson	4-6	2-3	0-0	0-1-1	0	10	2	2	0	0	19*
Wake Forest	2-4	1-2	0-0	0-1-1	3	5	1	1	0	0	14*
Florida State	0-0	0-0	0-0	0-0-0	0	0	0	0	0	0	1
at Maryland	DNP										
St. John's	0-3	0-1	2-2	1-0-1	0	2	2	1	0	0	8
at Virginia Tech	2-4	0-2	0-1	0-1-1	0	4	3	0	0	0	12
Miami	3-9	0-3	2-4	0-1-1	1	8	4	1	0	1	28
at #5 North Carolina	1-4	0-0	2-2	0-0-0	0	4	1	0	0	0	9
Maryland	0-3	0-1	0-0	0-2-2	0	0	1	0	0	0	8
N.C. State	1-5	0-4	0-0	0-0-0	1	2	1	0	0	0	9
at Boston College	1-2	1-2	2-2	0-1-1	2	5	3	1	0	2	13
at #15 Florida State	0-1	0-1	0-0	0-0-0	0	0	1	0	0	0	6
Virginia Tech	0-2	0-1	2-2	0-1-1	0	2	0	0	0	0	6
at Wake Forest	2-2	1-1	1-2	0-2-2	2	6	3	2	0	0	17
#6 North Carolina	1-3	0-1	0-2	0-1-1	0	2	2	0	0	2	13
vs. Virginia Tech^	1-2	0-0	0-0	0-0-0	1	2	0	0	0	0	3
vs. #17 Florida State^	2-3	0-1	1-1	0-1-1	0	5	1	1	0	2	9
vs. Lehigh-	1-5	1-4	2-2	0-3-3	0	5	2	0	0	0	11

^ - ACC Tournament  
- - NCAA Tournament  
\* - Indicates game started

Career Highs

Points	16 vs. Western Michigan, 12/30/11
Rebounds	4 vs. Western Michigan, 12/30/11
Assists	9 vs. Penn, 1/1/12
Steals	2, 4x, last vs. Florida State, 3/10/12
Blocked Shots	1, 3x, last vs. W. Michigan, 12/30/11
FG Made	6 vs. UNC Greensboro, 12/19/11
3FG Made	2, 2x, last vs. Clemson, 1/15/12
FT Made	7 vs. Western Michigan, 12/30/11
Minutes	28 vs. Miami, 2/13/11

Miscellaneous

Double-figure points	5
3 or more assists	8
2 or more steals	5
Charges Drawn	1
Three-point plays	2

2011-12

Career Statistics																	
SEASON	GP-GS	MP	FG-FGA	PCT.	3PT-A	PCT.	FT-FTA	PCT.	REB.	AVG.	PF-DQ	AS	TO	BS	ST	TP	AVG.
2011-12	33-4	387	47-116	.405	14-56	.250	38-49	.775	33	1.0	26-0	63	18	2	14	146	4.4
Total	33-4	387	47-116	.405	14-56	.250	38-49	.775	33	1.0	26-0	63	18	2	14	146	4.4

Career ACC Regular Season Statistics


SEASON	GP-GS	MP	FG-FGA	PCT.	3PT-A	PCT.	FT-FTA	PCT.	REB.	AVG.	PF-DQ	AS	TO	BS	ST	TP	AVG.
2011-12	15-4	194	21-55	.382	6-27	.222	12-19	.631	13	0.8	13-0	27	9	0	5	60	4.0
Total	15-4	194	21-55	.382	6-27	.222	12-19	.631	13	0.8	13-0	27	9	0	5	60	4.0

Career NCAA Tournament Statistics

SEASON	GP-GS	MP	FG-FGA	PCT.	3PT-A	PCT.	FT-FTA	PCT.	REB.	AVG.	PF-DQ	AS	TO	BS	ST	TP	AVG.
2011-12	1-0	11	1-5	.200	1-4	.250	2-2	1.000	3	3.0	0-0	2	0	0	0	5	5.0
Total	1-0	11	1-5	.200	1-4	.250	2-2	1.000	3	3.0	0-0	2	0	0	0	5	5.0

Career ACC Tournament Statistics

SEASON	GP-GS	MP	FG-FGA	PCT.	3PT-A	PCT.	FT-FTA	PCT.	REB.	AVG.	PF-DQ	AS	TO	BS	ST	TP	AVG.
2011-12	2-0	12	3-5	.600	0-1	.000	1-1	1.000	1	0.5	1-0	1	1	0	2	7	3.5
Total	2-0	12	3-5	.600	0-1	.000	1-1	1.000	1	0.5	1-0	1	1	0	2	7	3.5



# 13

## Rodney Hood

**F • 6-8 • 210 • SO-TR**  
**Meridian, Miss. (Meridian)**

### Career Notes

- An athletic wing player with great length and versatility ... has the strength and toughness to defend in the post and the speed and quickness to be an elite perimeter defender
- Will sit out the 2012-13 season due to NCAA transfer rules ... will use the year to acclimate to the Duke program and continue to develop on the court, in the weight room and in the classroom
- The fourth player to transfer to Duke under Mike Krzyzewski ... joining Roshawn McLeod (1995 - St. John's), Dahntay Jones (2000 - Rutgers) and Seth Curry (2009 - Liberty)

### 2011-12 (at Mississippi State)

- Named to the SEC All-Freshman team after averaging 10.3 points, 4.8 rebounds and 2.0 assists per game
- Shot 44.3 percent (127-of-287) from the field, including 36.4 percent (47-of-129) from three-point range on the season
- Played in 32 of 33 games with 29 starts ... missed the Alabama game on Feb. 25 with a bruised knee
- Ranked 29th (seventh among freshmen) in the SEC in scoring (10.3 ppg.) and fifth in minutes played (32.8 mpg.)
- Was on the court for a total of 1,050 minutes, second-most in the Mississippi State freshman record books ... 328 points ranks ninth, while his 47 three-point field goals is tied for fourth among Bulldog freshmen
- Reached double figures in scoring 17 times with a season-high 20 points, to go along with eight rebounds and two steals, in a win over Louisiana-Monroe (11/21) ... was 9-of-13 from the field, including 2-of-4 from three-point range in the contest
- Had eight points, eight rebounds, four assists and two steals in 45 minutes in an NIT opening round double-overtime loss to Massachusetts (3/13)
- Scored 14 points and added eight rebounds, while playing 40 minutes in an overtime loss at LSU (2/14)
- Netted 17 points and grabbed five rebounds at Arkansas (1/7)
- Collected 16 points and six rebounds in a home win over Utah State (12/31)
- Posted a double-double with 19 points and 10 rebounds, while playing all 40 minutes against Florida Atlantic (12/13)
- Went 8-of-9 from the field and finished with 17 points, seven rebounds and a season-best four blocks against Tennessee-Martin (11/25)
- Named SEC Rookie of the Week after averaging 9.5 points and 2.5 rebounds in wins over No. 18 Texas A&M (11/17) and No. 16 Arizona (11/18) in the 2K Sports Classic
- Opened his career with a 12-point, nine-rebound, four-assist effort against Eastern Kentucky (11/7)

### High School

- Two-time Mississippi Gatorade Player of the Year
- Averaged 24.8 points, 8.6 rebounds, 6.4 assists, 3.1 steals and 2.0 blocks in guiding Meridian to the Class 6A championship and a 29-2 record as a senior
- In the title game against Vicksburg, Hood scored 24 points en route to the 62-47 victory
- In the semifinals, scored 27 points as Meridian defeated Starkville, 72-43
- Named the Clarion Ledger's Player of the Year and was a member of the Dandy Dozen team in 2011
- Played in the Mississippi/Alabama All-Star Game, finishing with 18 points, three steals and six rebounds
- Ranked No. 16 by Rivals, No. 30 in the ESPNU Top 100 list and No. 49 by Scout
- As a junior, averaged 22.1 points, 6.2 rebounds and 4.4 assists while leading his team to the Class 6A championship game
- Played on the AAU circuit with Alabama Challenge and MBA Elite

### Personal

- Born on Oct. 20, 1992 in Meridian, Miss.
- Son of Vicky and Ricky Hood
- Father, Ricky, and mother, Vicky, both played basketball at Mississippi State from 1978-1980
- Father is the director of the Boys & Girls Club of East Mississippi
- Mother is the principal at Newton High School in Meridian, Miss.
- Has a brother, Ricky Hood, Jr., and a sister, Whitney ... both Ricky Jr. and Whitney played at Chattanooga ... Whitney was an All-SoCon performer
- Member of the National Honor Society ... also volunteered with the Boys & Girls Club

### 2011-12 (at Mississippi State)

Opponent	FG	3FG	FT	O-D-R	PF	Pts	A	TO	B	S	MIN
Eastern Kentucky	5-9	2-6	0-0	0-9-9	1	12	4	0	0	0	32*
Akron	4-10	1-4	1-2	2-2-4	0	10	1	1	1	0	37*
South Alabama	6-11	2-4	1-2	0-4-4	3	15	2	1	0	0	32*
vs. #18 Texas A&M	4-8	2-2	0-0	0-3-3	0	10	0	1	0	0	32*
vs. #16 Arizona	3-8	1-4	2-2	0-2-2	2	9	0	3	1	1	32*
Louisiana-Monroe	9-13	2-4	0-0	2-6-8	0	20	1	1	0	2	36*
Tennessee-Martin	8-9	0-0	1-2	1-6-7	0	17	0	0	4	0	37*
North Texas	4-10	3-6	0-1	3-3-6	1	11	2	1	0	2	33*
West Virginia	3-7	1-2	0-0	0-4-4	1	7	2	0	0	0	38*
Troy	5-9	2-6	0-0	0-4-4	1	12	6	0	0	2	32*
Florida Atlantic	8-14	1-2	2-4	5-5-10	2	19	2	3	0	0	40*
at Detroit	3-5	1-2	1-2	0-1-1	4	8	4	0	0	0	17*
vs. Northwestern St.	4-12	3-4	0-2	2-4-6	2	11	2	1	0	1	34*
vs. #7 Baylor	3-9	1-3	0-0	2-5-7	2	7	4	1	1	0	31*
Utah State	7-16	2-5	0-0	1-5-6	0	16	2	0	0	0	39*
at Arkansas	5-12	2-5	5-5	2-3-5	1	17	2	1	0	0	38*
Tennessee	3-5	1-3	0-0	1-3-4	0	7	1	0	1	0	34*
Alabama	0-6	0-3	1-2	0-7-7	0	1	1	1	1	1	36*
at Mississippi	5-10	2-6	1-2	1-1-2	5	13	4	0	0	0	30*
at Vanderbilt	2-7	1-3	2-2	0-2-2	0	7	3	1	0	0	41*
LSU	4-10	1-4	4-5	2-3-5	1	13	2	1	1	0	37*
at #13 Florida	3-6	1-3	0-0	1-1-2	0	7	2	1	0	0	34*
Auburn	4-8	3-5	0-0	1-5-6	3	11	2	1	2	0	34*
Mississippi	4-12	2-8	0-0	1-5-6	2	10	1	1	0	0	35*
Georgia	2-6	1-4	3-4	1-3-4	2	8	3	2	0	0	39*
at LSU	6-11	2-3	0-0	1-7-8	1	14	0	2	0	0	40*
at Auburn	3-12	1-8	2-2	0-4-4	1	9	2	1	1	0	39*
#1 Kentucky	2-6	2-4	0-0	1-1-2	1	6	0	1	0	0	12*
at Alabama	DNP - INJURY										
at South Carolina	2-3	1-1	0-0	1-1-2	1	5	0	1	0	2	13
Arkansas	1-4	0-3	1-2	0-3-3	0	3	2	0	0	0	21
vs. Georgia*	2-7	1-5	0-0	0-2-2	1	5	3	1	0	0	20
vs. Massachusetts-	3-12	2-7	0-0	0-8-8	3	8	4	2	1	2	45*

^ - SEC Tournament

~ - NIT Tournament

\* - Indicates game started

### Career Highs

Points	20 vs. Louisiana-Monroe, 11/21/11
Rebounds	10 vs. Florida Atlantic, 12/13/11
Assists	6 vs. Troy, 12/10/11
Steals	2, 5x, last vs. Massachusetts, 3/13/12
Blocks	4 vs. Tennessee-Martin, 11/25/11
FG Made	9 vs. Louisiana-Monroe, 11/21/11
3FG Made	3, 2x, last vs. Auburn, 2/4/12
FT Made	5, vs. Arkansas, 1/7/12
Minutes	45, vs. Massachusetts, 3/13/12

### Miscellaneous

Double-figure points	17
20-pt games	1
3 or more 3pt Field Goals	3
5 or more rebounds	15
3 or more assists	9


### 2011-12

### Career Statistics

SEASON	GP-GS	MP	FG-FGA	PCT.	3PT-A	PCT.	FT-FTA	PCT.	REB.	AVG.	PF-DQ	AS	TO	BS	ST	TP	AVG.
2011-12	32-29	32.8	127-287	.443	47-129	.364	27-41	.659	153	4.8	41-1	64	30	14	13	328	10.3
<b>Total</b>	<b>32-29</b>	<b>32.8</b>	<b>127-287</b>	<b>.443</b>	<b>47-129</b>	<b>.364</b>	<b>27-41</b>	<b>.659</b>	<b>153</b>	<b>4.8</b>	<b>41-1</b>	<b>64</b>	<b>30</b>	<b>14</b>	<b>13</b>	<b>328</b>	<b>10.3</b>

### Career SEC Statistics

SEASON	GP-GS	MP	FG-FGA	PCT.	3PT-A	PCT.	FT-FTA	PCT.	REB.	AVG.	PF-DQ	AS	TO	BS	ST	TP	AVG.
2011-12	15-13	32.2	46-118	.390	20-63	.317	19-24	.792	62	4.1	18-1	25	14	6	3	131	8.7
<b>Total</b>	<b>15-13</b>	<b>32.2</b>	<b>46-118</b>	<b>.390</b>	<b>20-63</b>	<b>.317</b>	<b>19-24</b>	<b>.792</b>	<b>62</b>	<b>4.1</b>	<b>18-1</b>	<b>25</b>	<b>14</b>	<b>6</b>	<b>3</b>	<b>131</b>	<b>8.7</b>



**21**

**Amile Jefferson**

**F • 6-8 • 195 • FR-HS**

**Philadelphia, Pa. (Friends Central School)**

**High School**

- Contributed eight points, three rebounds, two steals and an assist for the East Team in the 2012 McDonald's All-American game
- Named MVP of the black team at the 2012 Derby Classic in Louisville after recording 26 points in a 130-127 loss
- Named Gatorade Boys Basketball Player of the Year for Pennsylvania in back-to-back years as a junior and senior ... also a two-time Philadelphia Inquirer All-Southeastern Pennsylvania player of the year
- Finished his high school career with 1,569 points, 839 rebounds and 189 blocks ... led the Phoenix to a 98-14 record, four Pennsylvania Independent Schools Tournament titles and two Friends Schools League crowns
- A three-time First Team All-Friends League selection
- Led Friends Central to a 21-5 record as a senior and the program's fourth consecutive Pennsylvania Independent Schools Championship ... had 14 points and 10 rebounds in a 66-47 title game win over Westtown
- Averaged 19.9 points, 10.2 rebounds and 2.7 steals per game, while shooting 58.4 percent from the field in 2011-12
- Earned ESPN High School All-American honors as a senior
- Named a USA Today All-USA second team selection as a senior
- Scored 26 points and 18 rebounds in a 62-49 win over Kellam [Va.] in the 7 Cities Roundball Classic
- Had 24 points, 15 rebounds and four blocks in a 74-67 win over perennial state power Penn Wood to win the Kobe Bryant Classic
- Averaged 19 points per game while earning second team all-tournament honors at the 2011 City of Palms Classic
- Guided Friends Central to a 23-4 and No. 38 ranking in the FAB 50 as a junior ... helped the Phoenix to state and league titles
- Averaged 17.7 points, 9.7 rebounds and 1.9 blocks per game during the 2010-11 season ... earned state player of the year, all-state and all-league honors
- Recorded 23 points and 12 rebounds as Friends Central defeated Quality Education Academy (N.C.), ranked No. 19 in ESPN Rise rankings, at the Big Apple Basketball Invitational in New York City
- Played varsity as a freshman and sophomore, helping Friends Central to league titles both seasons ... named All-Friends League as a sophomore
- Helped Friends Central to a 24-2 record, including a 10-0 mark in league play in 2009-10
- Was named 2010 Pennsylvania Independent Schools Tournament MVP after guiding Friends Central to a 72-52 win over Germantown Academy in the title game ... led the team with a game-high 31 points and 10 rebounds in the championship game
- Scored 23 points in 20 minutes of action in the 2011 Boost Mobile Elite 24 game in Venice Beach, Calif.
- Led the 2011 NBPA Top 100 Camp in scoring at 20.8 points per game
- Scored 25 points and grabbed 10 rebounds to help USA 2012 Blue rally for a 114-107 over USA 2013 Red in the title game of 2011 adidas Nations ... averaged 19.4 points and 7.0 rebounds per game in five games at the event, which was played in Los Angeles
- Ranked as the No. 21 recruit and No. 3 power forward by Scout.com, the No. 25 recruit and No. 4 power forward by ESPN.com and the No. 36 recruit and No. 7 power forward by Rivals.com
- Ranked 21st by the Recruiting Services Consensus Index

**Personal**

- Born Amile O. Jefferson in Philadelphia, Pa. on May 7, 1993
- Son of Malcolm Musgrove and Quetta Jefferson
- Has a brother, Malcolm, and four sisters, Amoni, Amesa, Amea and Milan
- Father, Malcolm, played at Delaware State from 1992-94
- Played AAU with Philly's Finest
- Hobbies include bowling and listening to music
- Favorite athletes are Kevin Durant and Allen Iverson

**Duke McDonald's All-Americans**

1977	Gene Banks
1978	Vince Taylor
1982	Johnny Dawkins
1983	Tommy Amaker, Martin Nesselley
1985	Danny Ferry, Quin Snyder
1986	Alaa Abdelnaby, Phil Henderson
1987	Greg Koubek
1988	Christian Laettner, Crawford Palmer
1989	Bobby Hurley, Bill McCaffrey
1990	Grant Hill
1991	Cherokee Parks
1992	Chris Collins
1993	Joey Beard
1994	Trajan Langdon, Ricky Price, Steve Wojciechowski
1995	Taymon Domzalski
1996	Nate James
1997	Shane Battier, Elton Brand, Chris Burgess
1998	Corey Maggette
1999	Carlos Boozer, Mike Dunleavy, Casey Sanders, Jason Williams
2000	Chris Duhon
2001	Daniel Ewing
2002	Sean Dockery, Shavlik Randolph, J.J. Redick, Michael Thompson
2003	Luol Deng
2004	DeMarcus Nelson
2005	Eric Boateng, Josh McRoberts, Greg Paulus
2006	Gerald Henderson, Jon Scheyer, Lance Thomas
2007	Taylor King, Kyle Singler, Nolan Smith
2008	Elliot Williams
2009	Ryan Kelly, Mason Plumlee
2010	Kyrie Irving
2011	Quinn Cook, Marshall Plumlee, Austin Rivers
2012	Amile Jefferson, Rasheed Sulaimon



# 12

## Alex Murphy

**F • 6-8 • 220 • R-FR-11**  
**Wakefield, R.I. (South Kingstown)**

### Career

- Redshirted his freshman season, but is expected to be a significant contributor during his second year
- An outstanding wing athlete with range out to the three-point line ... at his best when filling the lane on the break or attacking the offensive glass
- Strong basketball IQ with a well-rounded skill set
- Improved on his strength and conditioning since arriving in Durham
- Has the length, quickness and instincts to be a strong wing defender ... added strength will allow him to also defend in the paint
- Poised to be a significant rotation player and potential starter in 2012-13
- Added aggressiveness and confidence will lead to excellent production as a scorer, rebounder and defender

### 2011-12

- Named to the ACC Academic Honor Roll
- Redshirted and did not see game action
- Played in all three of Duke's international games versus the Chinese National Team and the exhibition versus United Arab Emirates ... averaged 4.3 points per game while shooting .500 (8-of-16) from the floor
- Also played in Duke's exhibition contests versus Bellarmine and Shaw, drawing the start against Bellarmine ... hit is only shot — a three-pointer — against Shaw for three points

### International Basketball

- Played for the U-20 Finnish National Team in the 2012 FIBA U-20 World Championships
- Finished as the team's leading scorer, rebounder and shot blocker ... averaged 17.4 points, 6.6 rebounds, 1.4 assists, 1.3 blocks and 1.1 steals per game
- Ranked among the tournament's top 10 in points per game (8th), field goals made (4th), two-point field goals made (3rd) and blocks per game (9th)
- Ended the tournament in dominant fashion, scoring 30 points versus Poland and 29 versus Belgium
- Helped Finland place eighth out of 18 competing teams at the tournament, earning the team the chance to move to the A Division in 2013


### High School

- Three-year letterwinner at St. Mark's
- Reclassified from the class of 2012 to bypass his final year of high school basketball and become a member of Duke's 2011 recruiting class
- Transferred back to South Kingstown High School to complete his degree requirements to attend Duke after his junior year
- Named Independent School League Player of the Year as a junior after leading St. Marks to a 28-3 overall record
- Averaged 21.0 points, 7.2 rebounds and 4.0 assists per game in 2011
- Posted 27 points and 15 rebounds in a double-overtime win over Northfield Mount Hermon
- Recorded 23 points, eight rebounds, four assists and two steals to lead St. Marks to a win in the Annual National Prep School Invitational over Christian Faith
- Had 18 points and 17 rebounds in a 91-74 win over Lee Academy at the National Prep Showcase
- Awarded first team All-ISL honors as a sophomore & junior
- Selected to play in the fifth annual Boost Mobile Elite 24 game prior to his junior season, joining future Duke teammates Austin Rivers, Quinn Cook and Michael Gbinije ... scored nine points in the contest
- Named to the adidas Nation's 2012 team during his sophomore season
- Helped lead St. Marks to a NEPSAC Class C Championship as a freshman
- Ranked in the top 50 by Scout.com (No. 37), ESPNU 100 (No. 40) and Rivals.com (No. 45)
- Ranked 49th by the recruiting Services Consensus Index
- Played AAU basketball for the New England Playaz ... helped the team to a championship at the 2010 West Virginia Jam Fest

### Personal

- Born Alex James Murphy on June 3, 1993
- Son of Jay and Paivi Murphy
- Father, Jay, played basketball for Boston College from 1980-1984 ... averaged 14.6 points per game for his career while leading the Eagles to three NCAA Tournaments - two Sweet 16s and one Elite Eight - and one NIT appearance ... he was a three-time Big East honoree and ranks sixth on the school's career scoring list (1,795 points) and seventh on the career rebounding list (763 rebounds) ... selected in the second round (31st pick overall) of the 1984 NBA Draft by the Golden State Warriors and immediately traded to the Los Angeles Clippers ... signed as a free agent with the Washington Bullets in 1986 and played three seasons in Washington ... also played in the USBL for Springfield Fame (1985-86) as well as in Europe notably in France and Italy before finally retiring in 1995 ... inducted into the Boston College Varsity Club Athletic Hall of Fame in 1999
- Mother, Paivi, played professional basketball in Sweden ... was a member of the Finnish National Team from 1988-1994
- Has two brothers, Erik and Tomas
- Older brother, Erik, is entering senior season as a member of the Florida basketball team
- Gained membership into National Honor Society while maintaining honor roll status at South Kingstown High School
- Favorite athlete is Kevin Durant
- Played soccer growing up, excelling as a goalie
- Also enjoys fishing, watching movies and spending time with friends
- Works out in the offseason with former NBA player Chris Herren





# 40

## Marshall Plumlee

**F • 6-11 • 235 • R-FR-11**  
**Warsaw, Ind. (Christ School [N.C.])**

### Career

- Was a redshirt as a freshman, but gained valuable experience in practice throughout the season
- A high-energy post that runs the floor well and attacks the rim with aggression
- Will be looked upon to bring energy, enthusiasm and toughness to the Duke post rotation ... poised to make a significant impact off the bench for the Blue Devils
- Possesses a soft touch out to 12 feet and is steadily developing as a back-to-the basket scorer
- Has worked tirelessly in the weight room to improve strength and conditioning ... has added 15 pounds to his frame since arriving in Durham
- Played for the East Coast All-Stars in the Four Nations Cup this past summer ... averaged 7.7 points, 8.3 rebounds and 3.0 blocks in three games

### 2011-12

- Did not see game action while redshirting as a freshman
- Named to the ACC Academic Honor Roll
- Played in two of Duke's three exhibition games versus the Chinese National Team and in the exhibition contest against United Arab Emirates
- In the annual Blue-White scrimmage during Countdown to Craziness, hit his only shot attempt and two free throws to finish with four points


### High School

- Four-year letterwinner at Christ School under head coach David Gaines ... part of four NCISAA 3-A State Championship team at Christ School during his career
- Named to the McDonald's All-America team ... recorded five points and eight rebounds to help the East squad to a 111-96 victory ... also finished second in the McDonald's All-America Game Dunk Contest
- Claimed a 2011 Jordan Brand Classic Regional All-Star selection
- Awarded the Gatorade Player of the Year in North Carolina after averaging 11.5 points, 10.3 rebounds and 2.5 blocks per game as a senior
- Named team MVP after leading Christ School to a 32-5 record and the 2011 NCISAA 3-A State Championship
- 2011 NCISAA 3-A all-state selection and AP all-state honoree as a senior ... selected as first team All-WNC by the Asheville Citizen-Times
- Recorded 13 points and 10 rebounds in a 59-57 win over Charlotte Christian in the state championship game ... averaged 15.7 points and 10.2 rebounds during Christ School's run to the 2011 NCISAA 3-A State Championship
- CAA all-conference selection as a senior ... also led Christ School to a CAA Tournament Championship by averaging 14.5 points and 10 rebounds per game
- Honored with the WNC Sports Award by Mountaineer Athletic Club
- Had season highs with 25 points and 22 rebounds in an 85-73 win over Ridge View [S.C.] High School
- Finished his senior year with five 20-point games and 20 games with 10 or more rebounds
- Had 21 points and 11 rebounds in a 62-51 win over Westchester Country Day for a third place finish at the 2011 GlaxoSmithKline Holiday Invitational
- Won the 2011 City of Palms Tournament Slam Dunk Contest and was named to the all-tournament team
- Averaged 8.6 points, 8.0 rebounds and 2.6 blocks per game while helping Christ School to a 37-2 record and a state championship as a junior
- Key reserve as a sophomore on a Christ School team that went 36-2 and finished No. 15 in the ESPN Rise national rankings
- Averaged 3.4 points and 3.7 rebounds with season highs of 10 points and 13 boards, while playing behind three other eventual NCAA Division I players
- Saw time on the varsity team as a freshman ... played behind brothers Miles and Mason as Christ School finished 36-2 and won the state championship

- Teamed with Quinn Cook on the championship team at 2010 adidas Nations Experience
- Played in the 2010 Albert Schweitzer International Youth Basketball Tournament in Mannheim, Germany ... averaged 6.0 rebounds per game while helping the USA team to a fourth-place finish ... recorded a team-high 10 rebounds to go along with four blocks in a 91-81 win over previously unbeaten Spain in the tournament
- Ranked 61st by the Recruiting Services Consensus Index
- Rated as the No. 34 recruit in the 2011 class by ESPNU 100 ... also ranked in the top 100 by Scout.com (No. 68) and Rivals.com (No. 79)
- Played AAU basketball with Indiana Elite One

### Personal

- Born Marshall Harrison Plumlee on July 14, 1992 in West Lafayette, Ind.
- Son of Perky and Leslie Plumlee
- Father, Perky, is a lawyer and played basketball at Tennessee Tech
- Mother, Leslie, is a pharmacist and played basketball at Purdue
- Has two older brothers, Miles and Mason, and a younger sister, Madeline
- Was joined on the 2011-12 Duke roster by Miles and Mason to become the first brother trio in ACC history to play on the same team ... the Plumlees were just the third brother trio to play on same Division I collegiate basketball team in NCAA history, joining the Brennan brothers (Matthew, Thomas & William) who played at Villanova in 1957-58 and the Bockhorn brothers (Bucky, Harold & Terry) who played at Dayton from 1956-58.
- Grandfather, Albert Schultz, played basketball at Michigan Tech (1944) prior to joining the U.S. Air Force ... he also played on the U.S. Air Force Service Team in 1945
- Uncle, William Schultz, played basketball at Wisconsin-Eau Claire (1971-72) prior to being deployed to Vietnam ... 1972 NAIA National Runner-up
- Uncle, Chad Schultz, played basketball at Wisconsin-Oshkosh from 1983-86
- Received the Christ School Headmaster's Cup - given to senior who demonstrated exemplary character and leadership
- Head of the Christ School Honor Council and Latin League ... also a high honor student and member of National Honor Society
- A member of Prefect and Big Brother Award recipient while in high school
- Hobbies include reading, hiking, skeet shooting and video games
- Posted a 15-0 record playing JV tennis as a freshman at Christ School
- Favorite athlete is David Robinson



# 14

## Rasheed Sulaimon

G • 6-4 • 185 • FR-HS

Houston, Texas (Strake Jesuit College Prep)

### High School

- Contributed 18 points and four assists for the West team, which beat the East team 106-102, in the 2012 McDonald's All-America game
- Won the Powerade Jam Fest three-point shootout at the McDonald's All-America game ... became the eighth Blue Devil to capture the three-point shootout title at the event
- Scored 13 points and pulled down seven rebounds for the West team in a 99-95 victory over the East team at the 2012 Jordan Brand Classic
- Played three varsity seasons at Strake Jesuit Prep in Houston, Texas ... freshmen are not permitted to play varsity athletics at the school
- Averaged 27.4 points, 6.4 rebounds and 3.6 assists per game as Strake Jesuit went 26-4, won the District 19-5A title and made an appearance in the state playoffs in 2012
- Shot 57.3 percent from the floor, including 40.6 percent from three-point range, as a senior and also led Strake Jesuit in assists and defensive rebounds
- Scored 42 points in his team's loss in the area championship game as a senior
- Named to the Parade Magazine All-America team following his senior season ... also a third team MaxPreps All-America selection
- Selected as a second team ESPNHS All-America in 2012
- Chosen as inaugural Guy V. Lewis Greater Houston Player of the Year as a senior
- Named 5A all-state in 2012 by the Texas Association of Basketball Coaches
- Tabbed 2012 District 19-5A MVP by district coaches after leading Strake Jesuit to a 14-0 mark in district play
- Played in the 2011 All-American Championship in Houston, Texas and scored 13 points on 5-of-12 shooting in addition to dishing out six assists
- As a junior, averaged 21.4 ppg., 5.4 rpg., 3.0 apg. and 2.4 spg. to lead Strake Jesuit to a 26-4 record and the District 19-5A title
- Scored 20 or more points in 16 of his 30 games in 2011, while reaching double figures in all but one contest
- Averaged 21.4 points, 3.9 rebounds, 2.6 assists and 2.1 steals per game as a sophomore ... led Strake Jesuit to a 20-14 record and Region 3 semifinals appearance in 2010
- Ranked as the No. 1 shooting guard in his class by Scout.com, No. 3 by ESPN 100 and the fourth-best shooting guard by Rivals
- Rated as the No. 12 overall prospect by Scout.com and ESPN 100 and No. 18 by Rivals.com
- Ranked No. 12 overall by the Recruiting Services Consensus Index

### USA Basketball

- Helped USA to the gold medal at 2012 Men's FIBA Americas U18 Championship in Brazil
- Came off the bench in all five games to average 10.0 points and 3.4 rebounds per game ... shot 54.1 percent (20-of-37) from the field in 20.0 minutes per game
- Had 14 points on 5-of-9 shooting in the semifinal win over Argentina ... recorded 12 points, five rebounds and three assists in a tournament opening win over the U.S. Virgin Islands
- Also played in the 2012 USA Basketball Nike Hoop Summit, scoring three points in 19 minutes of action as the U.S. fell to the World team, 84-75

### Personal

- Born Rasheed Wesley Sulaimon on March 9, 1994 in Houston, Texas
- Son of Kenny and Angela Sulaimon
- Father, Kenny, is a store manager and is originally from Nigeria
- Mother, Angela, is a nutritionist and was born in Jamaica
- Has a brother, David, and four sisters, LaToya, Brittny, Shannon and Raven
- Member of the National Honor Society, holding a 3.56 GPA at Strake Jesuit ... also received the Scholar-Athlete of the Year Award as a senior
- A two-year volunteer with the Challenge Basketball Program
- Played AAU for Houston Hoops

### Duke Parade All-Americans

1959	Art Heyman <sup>1</sup>	1995	Taymon Domzalski <sup>2</sup>
1960	Jeff Mullins <sup>1</sup>		Chris Carrawell <sup>4</sup>
1961	Brent Kitching <sup>2</sup>	1996	Mike Chappell <sup>4</sup>
	Hack Tison <sup>2</sup>	1997	Shane Baltier <sup>1</sup>
1964	Mike Lewis <sup>1</sup>		Elton Brand <sup>1</sup>
1965	Dave Golden <sup>3</sup>		Chris Burgess <sup>1</sup>
	Steve Vandenberg <sup>4</sup>		William Avery <sup>4</sup>
1967	Dick DeVenzio <sup>1</sup>	1998	Corey Maggette <sup>2</sup>
1968	Don Blackman <sup>5</sup>	1999	Carlos Boozer <sup>1</sup>
1972	Dave O'Connell <sup>3</sup>		Jason Williams <sup>1</sup>
1975	Bob Bender <sup>2</sup>		Casey Sanders <sup>2</sup>
1976	Gene Banks <sup>1</sup>		Mike Dunleavy <sup>3</sup>
1977	Gene Banks <sup>1</sup>	2000	Chris Duhon <sup>1</sup>
1978	Vince Taylor <sup>2</sup>	2001	Shavlik Randolph <sup>2</sup>
1982	Johnny Dawkins <sup>4</sup>		Shelden Williams <sup>4</sup>
	Mark Alarie <sup>1</sup>	2002	Shavlik Randolph <sup>1</sup>
1983	Tommy Amaker <sup>3</sup>		J.J. Redick <sup>2</sup>
	Martin Nessley <sup>3</sup>		Michael Thompson <sup>4</sup>
1984	Danny Ferry <sup>2</sup>	2003	Luol Deng <sup>1</sup>
	Kevin Strickland <sup>3</sup>	2004	DeMarcus Nelson <sup>2</sup>
1985	Danny Ferry <sup>1</sup>	2005	Josh McRoberts <sup>1</sup>
1986	Alaa Abdelnaby <sup>4</sup>		Greg Paulus <sup>2</sup>
	Phil Henderson <sup>4</sup>		Jamal Boykin <sup>3</sup>
1987	Greg Koubek <sup>2</sup>		Eric Boateng <sup>4</sup>
	Christian Laettner <sup>3</sup>	2006	Jon Scheyer <sup>1</sup>
1988	Christian Laettner <sup>2</sup>		Gerald Henderson <sup>2</sup>
	Crawford Palmer <sup>3</sup>		Kyle Singler <sup>2</sup>
	Bobby Hurley <sup>4</sup>		Lance Thomas <sup>2</sup>
1989	Bobby Hurley <sup>1</sup>		Brian Zoubek <sup>4</sup>
	Bill McCaffrey <sup>4</sup>	2007	Kyle Singler <sup>1</sup>
1990	Cherokee Parks <sup>1</sup>		Nolan Smith <sup>1</sup>
	Grant Hill <sup>3</sup>		Taylor King <sup>2</sup>
	Antonio Lang <sup>3</sup>	2008	Elliot Williams <sup>2</sup>
1991	Cherokee Parks <sup>1</sup>	2009	Ryan Kelly <sup>1</sup>
	Erik Meek <sup>2</sup>		Mason Plumlee <sup>3</sup>
1992	Joey Beard <sup>3</sup>	2010	Kyrie Irving <sup>1</sup>
1993	Joey Beard <sup>2</sup>		Austin Rivers <sup>2</sup>
	Jeff Capel <sup>4</sup>		Josh Hairston <sup>3</sup>
1994	Trajan Langdon <sup>2</sup>	2011	Austin Rivers <sup>1</sup>
	Ricky Price <sup>4</sup>	2012	Rasheed Sulaimon <sup>1</sup>

---

**STAFF**

---

Mike Krzyzewski	38-47
Steve Wojciechowski	48-49
Chris Collins	50-51
Jeff Capel	52-53
Nate James	54-55
Pat Thompson	55
Casey Stevenson	55
Kenny King	56
Kevin Cullen	56
David Bradley	56
Will Stephens	56
Basketball Support Staff	57-58
Legacy Fund	59-60
Kevin White	61
Senior Administration	62



### Mike Krzyzewski

Head Coach  
33rd Season at Duke  
Army, 1969

Winning seasons, superb graduation rates for his players and a basketball team that is as close as family are all attributes that reflect on the man who is now in his 33rd season as the head coach of the Blue Devils, Mike Krzyzewski.

Although some still stumble with pronouncing and spelling his name, when people speak of the highest level of success in the college basketball world, the name Krzyzewski (Sha-shef-skee) immediately comes to mind. Coach K further solidified his status in the upper pantheon of coaching on Nov. 15, 2011 when he became the winningest coach in college basketball history with a 74-69 Duke win over Michigan State at Madison Square Garden.

In 32 years at Duke, Krzyzewski, a Hall of Fame coach and 12-time National Coach of the Year, has built a dynasty that few programs in the history of the game can match.

The numbers under Coach K are staggering:

- Four National Championships (1991, 1992, 2001, 2010)
- Four gold medals as head coach of USA Men's National Team
- 927 career wins (most in NCAA history)
- 854 victories at Duke, including 388 ACC wins
- 79 NCAA Tournament victories (first all-time)
- 12 National Coach of the Year honors (eight seasons)
- Seven National Players of the Year (nine honors)
- Six National Defensive Players of the Year (nine honors)
- 28 NCAA Tournament bids
- 25 All-America selections (39 honors)
- 11 Final Four appearances (T-2nd all-time)
- 12 ACC regular season championships
- 13 ACC Tournament championships
- 486 weeks ranked among the nation's top 25 teams
- 425 weeks ranked among the nation's top 10 teams
- 104 weeks ranked No. 1 in the country
- 45 NBA Draft selections, including 25 in the first round
- 17 NBA Lottery picks
- 10 Consecutive Top 10 AP Poll finishes (1997-2006)

Entering the 2012-13 season, Coach K owns a 927-291 record in 37 years of coaching, including an 854-232 mark in 32 seasons in Durham. He is already the winningest coach in college basketball history and currently ranks fourth all-time in wins at one school. Krzyzewski enters the 2012-13 campaign 23 wins shy of Adolph Rupp (Kentucky) for third place on the list.

Krzyzewski's record as Duke's all-time winningest coach offers evidence of his success, but even more impressive are the four national championships. The fourth title came in 2010 with a 61-59 win over Butler in Indianapolis, while he also led Duke to the championship in 2001 and to back-to-back titles in 1991 and 1992, making him one of only two coaches since UCLA's John Wooden with such an accomplishment. In 2005-06, Krzyzewski passed Wooden to move into first on the chart of coaches who have led their respective schools to a No. 1 national ranking. Coach K has now led Duke to the top spot in the AP poll in 15 seasons, including 10 of the last 15 years.

He and the Blue Devils have been a fixture on the national basketball scene with 17 consecutive NCAA Tournament berths from 1996-2012 and 28 in the past 29 years. Overall, he has taken his program to postseason play in 29 of his 32 years at Duke and is the winningest active coach in NCAA Tournament play with a stunning 79-24 record for a .767 winning percentage. On March 20, 2005, Krzyzewski surpassed Dean Smith's career tournament win total of 65 with a 63-55 triumph over Mississippi State in the second round of the NCAA Tournament.

To top off an incredible year in 2001, after Duke won its third national championship, Krzyzewski was named to the Naismith Basketball Hall of Fame class along with Temple's John Chaney and former NBA star Moses Malone. The induction ceremony was held in Springfield, Mass., on October 5, 2001. In typical Coach K fashion, he was adamant in sharing the honor with those around him.

"I hope that all of those youngsters who have played for me and the people who have worked with me will share in this honor," he said. "My mom always told me to associate myself with great people and great institutions. I've tried to do that at the United States Military Academy and at Duke University, two of the great institutions in the world. As a result, I've been around some amazing people."

"I never thought I'd be worthy enough to be in the Basketball Hall of Fame. It's not anything you set out trying to achieve. Basically, you go about your business and try to be as good as you can be all the time. Again, I get back to coaching great players and being with great assistants. They bring out the best in you."

### Duke Highlights

Success stories do not just happen overnight. They take time, and the latest chapter in Duke basketball is no exception. Krzyzewski inherited a Duke squad in 1980-81 with a thin talent base outside of All-America Gene Banks, Kenny Dennard and Vince Taylor. The squad hustled its way to a bid in the NIT, but it was obvious that the recruiting trail was Krzyzewski's only answer if the team was to succeed in the long run.

He landed a recruiting class in 1982 made up of Johnny Dawkins, Mark Alarie, David Henderson, Jay Bilas and Weldon Williams. It was rated one of the nation's best and put Duke on the map to stay.

Joining that powerful group was guard Tommy Amaker in 1983. Duke won 24 games with that nucleus in 1984 and earned the first NCAA bid under Coach K.

With the class of Dawkins, Alarie and company now seniors, the 1986 Duke Blue Devils won a then NCAA-record 37 games while claiming Big Apple NIT, ACC regular season, ACC Tournament and NCAA East Regional titles. They established a school record with a 21-game winning streak during the year (that has since been broken), were undefeated at home, advanced to the NCAA Championship game in Dallas and played more games (40) than any other team in college basketball history.

With the loss of the five seniors, many expected Duke to drop considerably in 1987, but not Krzyzewski. The team won 24 games and advanced to the Sweet 16 of the NCAA Tournament before losing to eventual national champion Indiana. Amaker ended his career as the National Defensive Player of the Year, closing out a season that Coach K looks back on as the one that demonstrated the winning consistency of the program.

The 1987-88 campaign began Duke's amazing streak of five straight NCAA Final Four appearances as the Blue Devils won 28 games, again swept to the ACC title, won another East Regional championship and found themselves in Kansas City. Senior Billy King followed Amaker by winning the second straight National Defensive Player of the Year award by a Blue Devil.

The role of leadership again fell to the senior class in 1988-89. This time, it was the National Player of the Year Danny Ferry, Quin Snyder and John Smith taking the reins. They guided the team to another trip to the NCAA Final Four with a win over heavily favored Georgetown in the East Regional final.

In 1989-90, seniors Alaa Abdelnaby, Robert Brickey and Phil Henderson led the way to the Final Four with a 29-9 record, landing just one game shy of the title in Denver. The group won its third consecutive East Regional championship with an overtime triumph over top-seeded Connecticut.

Then came 1990-91, a season that forever changed the face of basketball at Duke. After the 30-point loss to UNLV in the 1990 final, Krzyzewski's team was determined to avenge the loss. The Blue Devils won the regular season ACC title and posted four consecutive lopsided victories in the Midwest Region for yet another trip to the Final Four.

In the semifinals, Duke got another shot at the Runnin' Rebels, who were undefeated, and this time Coach K masterfully led the Blue Devils to a 79-77 victory to earn a matchup with Kansas for the title. Duke's crowning glory came on April 1, 1991, with a 72-65 victory over the Jayhawks as Christian Laettner earned MVP honors in Duke's first national basketball championship.

In 1992, the stage was set for an unprecedented chapter in college basketball history, and Coach K and his squad were up to the task. Behind National Player of the Year Christian Laettner and fellow All-Americans Bobby Hurley and Grant Hill,



the Blue Devils rolled to a 34-2 record and held the No. 1 ranking from start to finish (18 polls). Duke won its second consecutive NCAA crown with a 71-51 victory over Michigan. Along the way, the Blue Devils captured their fifth consecutive regional championship, won the ACC regular season and tournament titles and equaled the school record to that point for ACC victories with 14.

In 1993-94, the Blue Devils and Coach K were back knocking at the door of another national championship. Duke piled up a 28-6 overall record, won the ACC regular season championship, was ranked from start to finish in the nation's top 10, captured the Southeast Regional title with an upset win over top-seeded Purdue and advanced to the national championship game before bowing to Arkansas, 76-72, in Charlotte.

The Blue Devils finished the 1998-99 campaign equaling the Duke record for most wins with 37, winning the NCAA East Regional title, capturing the ACC Tournament crown for the first time since 1992, recording the first 16-0 record in the ACC regular season, securing a school-record 32-game winning streak during the year and wrapping it all up as the NCAA runner-ups. Elton Brand was the consensus National Player of the Year, Shane Battier was the NABC National Defensive Player of the Year and Trajan Langdon was a first team All-America for Duke.

In 1999-2000, Duke finished with a 29-5 record, its fourth consecutive outright ACC regular season championship with a 15-1 record, its second consecutive ACC Tournament title and the final regular season No. 1 ranking in both major polls. Senior Chris Carrawell and junior Shane Battier were named consensus All-Americans, and Battier earned his second consecutive National Defensive Player of the Year award. The Blue Devils accomplished this despite losing four starters from their 37-2 squad that advanced to the national championship game in 1999. Duke also had seven freshmen, the most on a Blue Devil team in school history, on its roster.

On November 17, 2000, Krzyzewski's numerous accomplishments at Duke were recognized as the fabled Cameron Indoor Stadium court was named Coach K Court in his honor in a postgame ceremony.

Continuing to build on his well-earned reputation as one of the top college basketball coaches of all time, Coach K led Duke to its third national championship in 2001, joining just three other coaches — Wooden (10), Adolph Rupp (4) and Bob Knight (3) — who have won three or more NCAA titles. The Blue Devils finished the season with a 35-4 record, including 10 consecutive victories to end the year, their third consecutive ACC Tournament championship, fifth straight ACC regular season championship and the TiVo Preseason NIT title. Duke also was ranked at the top of the final Associated Press poll for the third consecutive season, marking just the second time in NCAA history a program had accomplished that feat (Wooden's UCLA squads did it from 1971-73).

With its 82-72 victory over Arizona in the 2001 national championship game, Duke ended a four-year run with 133 victories. The Blue Devils lost just 15 games during that four-year span. The 133 wins broke the previous NCAA standard of 132 set twice by Kentucky from 1995-98 and 1996-99. In fact, 10 of the best 35 four-year runs in college history belong to Coach K-led Duke teams.

Individually, Coach K passed two major milestones in 2000-01: his 500th victory at Duke (98-85 over Villanova) and his 600th win overall (79-53 over sixth-ranked North Carolina in the ACC Tournament final). He reached 600 career wins faster than all but 10 coaches in college history.

Under Krzyzewski's guidance, not one, but two of his student-athletes earned National Player of the Year awards in 2001 (Shane Battier was the consensus selection, while Jason Williams earned the NABC award). It was the first time in college basketball history that two players from the same team received National Player of the Year recognition by the major outlets. Battier and Williams were both unanimous first team All-Americans, and Battier, the sixth overall pick in the 2001 NBA Draft, earned his third consecutive National Defensive Player of the Year award.

"I thoroughly loved coaching these kids," said Krzyzewski following the 2001 national title. "They've been so good. They've given me their hearts, their minds, and not only that, they've given it to each other ... I get real close to the guys on my team. That's the most rewarding thing about what I do."

Krzyzewski led Duke to another outstanding season in 2001-02. The Blue Devils finished 31-4 overall, won the ACC Tournament title for a record fourth consecutive year, were a No. 1 seed in the NCAA Tournament for a record fifth straight season and finished No. 1 in the final AP poll for the fourth consecutive season, another NCAA first. Three Duke players — Jason Williams, Mike Dunleavy and Carlos Boozer — earned All-America honors and Williams became just the

seventh repeat winner of National Player of the Year honors in college basketball history. That Duke threesome also departed for the NBA, where all three were drafted. Williams and Dunleavy were selected second and third, respectively, making them just the second set of teammates to be taken among the top three picks of the NBA Draft (UCLA's Lew Alcindor and Lucious Allen went one and three in 1969).

In perhaps one of his finest coaching jobs, Krzyzewski led his 2002-03 team, featuring six freshmen to a 26-7 record, its record fifth consecutive ACC Tournament championship and the school's sixth consecutive appearance in the NCAA Sweet 16. Senior Dahntay Jones, the squad's leading scorer, was Duke's lone All-ACC representative and an honorable mention All-America selection. Jones became Coach K's 17th first round pick in the 2003 NBA Draft.

Guided by the leadership of senior point guard Chris Duhon, Duke returned to the Final Four for the 10th time in a 19-year period in 2003-04. Duke finished the season 31-6 and won its sixth ACC regular season crown in eight seasons with a 13-3 league mark. Duke reached the No. 1 national ranking for four weeks during the season, marking the seventh consecutive year that it had reached that height (only UCLA's streak of 12 straight years of achieving the No. 1 ranking from 1964-75 is longer). The Blue Devils ended the year by dropping a one-point decision to eventual national champion Connecticut in the Final Four in San Antonio. Duhon, J.J. Redick and Shelden Williams each earned All-America honors, bringing Coach K's total selections to 19 in 24 seasons. In the 2004 NBA Draft, Luol Deng, after playing just one season at Duke, was selected seventh overall and Duhon was taken in the second round.

**Coach K's Career Record**

Year	School	Overall	ACC	Notes
1976	Army	11-14	—	—
1977	Army	20-8	—	—
1978	Army	19-9	—	NIT
1979	Army	14-11	—	—
1980	Army	9-17	—	—
1981	Duke	17-13	6-8 (15)	NIT
1982	Duke	10-17	4-10 (16)	—
1983	Duke	11-17	3-11 (7)	—
1984	Duke	24-10	7-7 (13)	NCAA Tournament
1985	Duke	23-8	8-6 (14)	NCAA Tournament
1986	Duke	37-3	12-2 (1)	NCAA Final Four (Finalist)
1987	Duke	24-9	9-5 (3)	NCAA Tournament
1988	Duke	28-7	9-5 (3)	NCAA Final Four (Semifinalist)
1989	Duke	28-8	9-5 (12)	NCAA Final Four (Semifinalist)
1990	Duke	29-9	9-5 (2)	NCAA Final Four (Finalist)
1991	Duke	32-7	11-3 (1)	NCAA Champion
1992	Duke	34-2	14-2 (1)	NCAA Champion
1993	Duke	24-8	10-6 (13)	NCAA Tournament
1994	Duke	28-6	12-4 (1)	NCAA Final Four (Finalist)
1995	Duke	9-3	0-1	out after back surgery
1996	Duke	18-13	8-8 (14)	NCAA Tournament
1997	Duke	24-9	12-4 (1)	NCAA Tournament
1998	Duke	32-4	15-1 (1)	NCAA Tournament
1999	Duke	37-2	16-0 (1)	NCAA Final Four (Finalist)
2000	Duke	29-5	15-1 (1)	NCAA Tournament
2001	Duke	35-4	13-3 (1)	NCAA Champion
2002	Duke	31-4	13-3 (2)	NCAA Tournament
2003	Duke	26-7	11-5 (12)	NCAA Tournament
2004	Duke	31-6	13-3 (1)	NCAA Final Four (Semifinalist)
2005	Duke	27-6	11-5 (3)	NCAA Tournament
2006	Duke	32-4	14-2 (1)	NCAA Tournament
2007	Duke	22-11	8-8 (16)	NCAA Tournament
2008	Duke	28-6	13-3 (2)	NCAA Tournament
2009	Duke	30-7	11-5 (12)	NCAA Tournament
2010	Duke	35-5	13-3 (1)	NCAA Champion
2011	Duke	32-5	13-3 (2)	NCAA Tournament
2012	Duke	27-7	13-3 (2)	NCAA Tournament

<b>Career Record</b> (37 years)	927-291 (.761)
<b>Duke Record</b> (32 years)	854-232 (.786)
<b>ACC Record</b>	335-140 (.705)
<b>ACC Tournament Record</b>	53-18 (.746)
<b>NCAA Tournament Record</b>	79-24 (.767)

## NCAA Coaching Wins Charts

## Career Wins

Career Wins	Wins
Coach, Schools	
1. ^ Mike Krzyzewski, Army & Duke	927
2. Bob Knight, Army, Indiana & Texas Tech	902
3. ^ Jim Boeheim, Syracuse	890
4. Dean Smith, North Carolina	879
5. Adolph Rupp, Kentucky	876
6. Jim Calhoun, Northeastern & Connecticut	873
7. Jim Phelan, Mount St. Mary's	830
8. Eddie Sutton, Creighton, Arkansas, Kentucky, Ok. State & San Fran.	804
9. Lefty Driesell, Davidson, Maryland, James Madison & Georgia State	786
10. Lute Olson, Long Beach State, Iowa & Arizona	780

## Career Wins at One School

Career Wins at One School	Wins
Coach, School	
1. ^ Jim Boeheim, Syracuse	890
2. Dean Smith, North Carolina	879
3. Adolph Rupp, Kentucky	876
4. ^ Mike Krzyzewski, Duke	854
5. Jim Phelan, Mount St. Mary's	830
6. Ed Diddle, Western Kentucky	759
7. Ray Meyer, DePaul	724
8. Don Haskins, UTEP	719
9. Denny Crum, Louisville	675
10. Bob Knight, Indiana	662

## Career ACC Wins

Career ACC Wins	Wins
Coach, Schools	
1. Dean Smith, North Carolina	422
2. ^ Mike Krzyzewski, Duke	388
3. Gary Williams, Maryland	210
4. Frank McGuire, UNC & South Carolina	160
5. Bobby Cremins, Georgia Tech	149
6. Lefty Driesell, Maryland	139
7. Vic Bubas, Duke	128
8. Terry Holland, Virginia	126
9. ^ Roy Williams, North Carolina	118
10. Norm Sloan, N.C. State	117

## NCAA Tournament Wins

NCAA Tournament Wins	Wins
Coach, Schools	
1. ^ Mike Krzyzewski, Duke	79
2. Dean Smith, North Carolina	65
3. ^ Roy Williams, Kansas & North Carolina	61
4. Jim Calhoun, Northeastern & Connecticut	49
5. ^ Jim Boeheim, Syracuse	48
6. John Wooden, UCLA	47
7. Lute Olson, Iowa & Arizona	46
8. Bob Knight, Indiana & Texas Tech	45
9. Denny Crum, Louisville	42
10. ^ Rick Pitino, Boston Univ., Providence, Kentucky & Louisville	38

## Most Games Coached

Most Games Coached	Games
Coach, Schools	
1. Jim Phelan, Mount St. Mary's	1,354
2. Bob Knight, Army, Indiana & Texas Tech	1,273
3. Jim Calhoun, Northeastern & Connecticut	1,242
4. ^ Mike Krzyzewski, Army & Duke	1,218
5. ^ Jim Boeheim, Syracuse	1,195
6. Lou Henson, Hardin-Simmons, Illinois & N.M. State	1,191
7. Lefty Driesell, Davidson, Maryland, James Madison & Ga. State	1,180
8. Dean Smith, North Carolina	1,133
9. Eddie Sutton, Creighton, Arkansas, Kentucky, Ok. State & San Fran.	1,132
10. Henry Iba, NW Miss. State, Colorado & Ok. State	1,103

^ - active coach: games through 2011-12 season

The 2004-05 squad featured Daniel Ewing, who would become the 36th NBA Draft pick under Krzyzewski, Redick, a National Player of the Year choice, and Williams, the National Defensive Player of the Year honoree. The Blue Devils went 27-6 and captured the ACC Tournament championship.

In 2005-06, the Blue Devils posted a 32-4 record, including a 14-2 mark in regular season league play. Duke captured the NIT Season Tip-Off crown and went on to win both the ACC regular season and tournament titles. Krzyzewski's 10th ACC Tournament championship came in the 1,000th game of his coaching career, a 78-76 win over Boston College at the Greensboro Coliseum on March 12. Redick, a consensus National Player of the Year honoree, set the ACC career scoring and the NCAA three-point field goal records and Williams grabbed National Defensive Player of the Year honors for the second year in a row. Redick and Williams also became the ninth set of teammates selected as AP first team All-Americans and the first since Jason Williams and Shane Battier accomplished the feat in 2001.

Duke featured the school's youngest team in more than 60 years in the 2006-07 season with 10 of the 12 players on the roster being either freshmen or sophomores. Despite the youth, the squad recorded a 22-11 record and reached the NCAA Tournament. Coach K recorded his 700th career victory at Duke against Georgia Tech, making him the second-fastest coach in NCAA history to record 700 wins at one school.

Coach K had the Blue Devils among the top teams in the nation during the 2007-08 campaign as the team won 22 of its first 23 games. Krzyzewski became only the sixth head coach to reach 800 career wins with a victory at N.C. State. Duke would go on to finish the year 28-6, reaching the NCAA Tournament for the 13th consecutive season. DeMarcus Nelson was named the ACC Defensive Player of the Year and a third team All-American, while Kyle Singler was the ACC Rookie of the Year and a Freshman All-American.

In 2008-09, Coach K led Duke to a 30-7 record, the school's 10th 30-win season, and to the ACC Tournament championship. The Blue Devils advanced to the NCAA Sweet 16 and reached a No. 1 ranking in the middle of the season. Gerald Henderson was a first team All-ACC performer while the team featured four players with over 1,000 career points in Henderson, Greg Paulus, Jon Scheyer and Kyle Singler.

The 2010 National Championship team used a stingy defense, hard-nosed rebounding and a potent three-man scoring attack to finish the year 35-5 overall. The Blue Devils held opponents to 61.0 points per game, the second-lowest in school history, and averaged 39.0 rebounds per contests for the second-most during Krzyzewski's tenure at Duke. The Blue Devils also featured the nation's top scoring trio as Scheyer, Singler and Nolan Smith combined to average 53.3 points per game. Duke won every possible championship they competed for in 2009-10, winning the NIT Season Tip-Off, ACC regular season and ACC Tournament on the way to reaching the NCAA Final Four for the 11th time under Krzyzewski.

In 2010-11, Krzyzewski led the Blue Devils to a 32-5 record, the ACC Tournament championship and the CBE Classic title. The Blue Devils spent 11 weeks atop the AP Poll and were ranked in the top 5 of the AP and USA Today/ESPN Coaches Polls for the entire season. Nolan Smith became the seventh player under Coach K to average over 20.0 points per game and was a unanimous first team All-America selection and the ACC Player of the Year. Singler also capped off his record setting career with All-ACC and All-America accolades in 2011. Krzyzewski, the 2011 NABC District II Coach of the Year, became the second coach in NCAA history to post 900 career wins with a 73-71 win over Michigan on March 20 in the second round of the NCAA Tournament.

Krzyzewski guided a young 2011-12 team to a 27-7 record, including a 13-3 ledger in league play. Duke spent the entire season ranked in the top 10 of the AP poll and collected 10 wins over NCAA Tournament teams. The Blue Devils posted a 74-69 win over Michigan State at Madison Square Garden on Nov. 15 to give Coach K his NCAA-best 903rd career coaching victory. Duke also ran the table at the Maui Invitational, including a championship game win over 2012 NCAA Tournament runner-up Kansas, to improve to 16-0 all-time in the event. The Blue Devils registered a buzzer-beating win at North Carolina and erased a 20-point deficit with 11 minutes to play in a dramatic come-from-behind win over N.C. State in 2012. Rivers garnered third team NABC All-America and ACC Rookie of the Year honors, while averaging a team-high 15.5 points per game. He also became just the seventh freshman in league history to earn first team All-ACC honors. Juniors Mason Plumlee and Seth Curry were third team all-conference picks, while Plumlee also earned CoSIDA first team Academic All-America accolades.

**Most NCAA Championships**

Head Coach		Titles
1.	John Wooden, UCLA	10
2.	^ Mike Krzyzewski, Duke	4
	Adolph Rupp, Kentucky	4

**Most NCAA Final Four Appearances**

Head Coach		Final Fours
1.	John Wooden, UCLA	12
2.	^ Mike Krzyzewski, Duke	11
	Dean Smith, North Carolina	11
4.	^ Roy Williams, Kansas & North Carolina	6
	Denny Crum, Louisville	6
	Adolph Rupp, Kentucky	6

**Highest NCAA Tournament Winning Pct.**

Head Coach		W	L	Pct.
1.	John Wooden, UCLA	47	10	.825
2.	^ Mike Krzyzewski, Duke	79	24	.767
3.	^ Roy Williams, Kansas & UNC	61	20	.753
4.	^ Billy Donovan, Florida	28	10	.737
5.	^ Tom Izzo, Michigan State	37	14	.726
6.	^ John Calipari, UMass, Memphis & Kentucky	32	13	.711

Minimum 20 NCAA Tournament games; ^ active through 2011-12 season

On the court, Coach K has averaged more than 25 wins a season during his career at Duke and posted 12 30-win seasons, including 30 or more victories in nine of the last 15 years. Krzyzewski's 12 30-win seasons are the most by any coach in college basketball history.

He has directed his teams to 11 Final Fours, tied for second-most by any coach in NCAA history. Since 1985, Krzyzewski has an NCAA-record 79 NCAA Tournament victories, 18 more than the next-closest active coach (North Carolina's Roy Williams has 61 NCAA wins during this period). From 1986 to 2012, every Duke class except three (1998, 2008 and 2009) has played in at least one Final Four. Incredibly, 67 of 75 players who have completed four years of eligibility at Duke since 1986 have played in the Final Four, with 62 of those players having played in at least one NCAA Championship game.

Obviously, Coach K has put a recruiting plan in motion that attracts the nation's best players each year. Six members of this year's Duke team earned McDonald's All-America accolades as prep stars, including freshmen Amile Jefferson and Rasheed Sulaimon. Joining the rookies are Quinn Cook, Ryan Kelly, Marshall Plumlee and Mason Plumlee.

"There was no magic wand," said Krzyzewski. "It was a matter of hard work and organization and a little bit of luck. We had a plan and we stuck to it. In many ways it may have been better that there wasn't an abundance of talent when we arrived. If that had been the case, we may have taken certain things for granted instead of building a solid foundation.

"When things got tough, I always remembered something Vic Bubas told me just after I had come to Duke," recalled Krzyzewski. "He said, 'When you are building something that is going to be really strong, it takes time.' That gave me encouragement."

**Numerous Honors**

Although he has earned nearly every award imaginable, Krzyzewski was rewarded with the ultimate honor in basketball in 2001 when he was inducted into the Naismith Memorial Basketball Hall of Fame. He entered the Hall of Fame with Temple coach John Chaney and former NBA star Moses Malone.

Krzyzewski was honored in December of 2011 as Sportsman of the Year by Sports Illustrated. He shared the SI cover with Tennessee coaching legend Pat Summitt.

On September 11, 2009, Krzyzewski was inducted into the Army Sports Hall of Fame. A special plaque unveiling ceremony was held in the Kenna Hall of Army Sports inside Kinsey Center.

TIME magazine and CNN named Krzyzewski "America's Best Coach" in 2001 as part of a joint venture between the two media outlets. The criteria for the selection was not limited to any sport or any level of play.

"No college hoops coach has won more in the past two decades," wrote Josh Tyrangiel of TIME, "and Krzyzewski has accomplished all this with a program that

turns out real-deal scholar athletes — kids who go to class, graduate and don't mind telling everyone about it."

In all, Coach K has been named the National Coach of the Year 12 times in eight different seasons by major organizations, including UPI and Chevrolet (1986), Naismith (1989), the NABC (1991), *The Sporting News* and Naismith (1992), *Basketball Times* (1997), the NABC and Naismith (1999), Chevrolet (2000) and the Victor Awards (2001). In 2004, he was named the Claire Bee Coach of the Year that honors the active Division I men's basketball coach who has made the most significant positive contribution to his sport during the preceding year.

In 1992, *The Sporting News* named him the Sportsman of the Year, becoming the first college coach to win the honor. The magazine said, "On the court and off, Krzyzewski is a family man first, a teacher second, a basketball coach third, and a winner at all three. He is what's right about sports..."

Coach K has been voted the ACC Coach of the Year five times, most recently in 2000. His five ACC Coach of the Year awards are second all-time among the coaching giants of the league. In celebration of the league's 50th anniversary in 2002-03, the *Raleigh News and Observer* named Krzyzewski the best coach in ACC history.

His players know how special their coach, mentor and friend is.

"I played for the greatest college coach of all-time," said Shane Battier, one of the most decorated players in the history of the game. "It was an amazing journey."

Two-time National Player of the Year Jason Williams echoed Battier's sentiments: "It's a dream to play for a guy like that — a guy who's just a rock, who believes in you every second you're on the court. I love Coach K. I'd run through a brick wall for him."

In 2005, Krzyzewski became the youngest recipient of the Distinguished Graduate Award at the United States Military Academy.

Krzyzewski has also been named the USA Basketball Coach of the Year in 2006, 2007 and 2009.

**NCAA Coaching Charts**

**Consecutive 20+ Win Seasons - Active**

Coach, Schools (Years)	Seasons
1. Tubby Smith, Tulsa, Georgia, Kentucky & Minnesota (1994-2012)	18
2. <b>Mike Krzyzewski, Duke (1997-2012)</b>	<b>16</b>
3. Jim Boeheim, Syracuse (1998-2012)	15
4. Billy Donovan, Florida (1999-2012)	14
Bill Self, Tulsa, Illinois & Kansas (1999-2012)	14

**Most 20+ Win Seasons**

Coach, Schools	Seasons
1. ^ Jim Boeheim, Syracuse	34
2. Dean Smith, North Carolina	30
3. Bob Knight, Army, Indiana & Texas Tech	29
Lute Olson, Long Beach State, Iowa & Arizona	29
4. <b>^ Mike Krzyzewski, Army &amp; Duke</b>	<b>28</b>
5. Eddie Sutton, Creighton, Arkansas, Kentucky, Ok. State & San Fran.	25
Jerry Tarkanian, Long Beach St., UNLV & Fresno St.	25
7. Jim Calhoun, Northeastern & Connecticut	24
8. ^ Bob Huggins, Akron, Cincinnati, Kansas St. & West Virginia	23
9. Adolph Rupp, Kentucky	23
10. Lefty Driesell, Davidson, Maryland, James Madison & Ga. State	22
^ Roy Williams, Kansas & North Carolina	22

**Most 30+ Win Seasons**

Coach, Schools	Seasons
1. <b>^ Mike Krzyzewski, Duke</b>	<b>12</b>
2. ^ Roy Williams, Kansas & North Carolina	10
3. Jim Calhoun, Connecticut	8
4. ^ John Calipari, UMass, Memphis & Kentucky	7
5. ^ Rick Pitino, Hawaii, Boston Univ., Providence, Kentucky & Louisville	6
^ Bill Self, Oral Roberts, Tulsa, Illinois & Kansas	6
6. ^ Jim Boeheim, Syracuse	5
7. Bob Knight, Army, Indiana & Texas Tech	4
Jerry Tarkanian, Long Beach St., UNLV & Fresno St.	4
Adolph Rupp, Kentucky	4
John Wooden, Indiana St. & UCLA	4

^ - active coach; games through 2011-12 season



## Coach K and USA Basketball

Krzyzewski has been a prominent figure on the USA Basketball scene throughout his career. On Sept. 26, 2005, his role on the international basketball world was thrust into the limelight when he was named head coach of the USA Basketball Men's Senior National Team.

Over the next five international events, spanning seven years, Coach K and Team USA amassed an extraordinary 62-1 record en route to winning gold medals at the 2007 FIBA Americas Championship, 2008 Beijing Olympics, 2010 FIBA World Championship and the 2012 London Olympics as well as a bronze medal at the 2006 FIBA World Championship.

Coach K helped USA Basketball regain its position in international basketball during his first stint as the national team coach (2005-08) by instilling the same team-first principles he utilizes as the foundation for success at Duke.

In his first competition as head coach of the program, Krzyzewski led a team that included former Duke standouts Elton Brand and Shane Battier to an 8-1 record and a bronze medal finish at the 2006 FIBA World Championship in Japan.

The following summer, Coach K led the USA squad to a gold medal in the 2007 FIBA Americas Championship, posting a 10-0 record and winning by an average of 39.5 points per game. They defeated Argentina 118-81 in the gold medal game to automatically qualify for the 2008 Olympics.

In the summer of 2008, Krzyzewski guided the USA squad to a gold medal at the 2008 Olympic games in Beijing. Team USA reclaimed Olympic gold with a 118-107 victory over Spain in the championship game, while also further changing a negative perception of basketball in the United States along the way. Team USA averaged 106 points per game with average margin of victory of 27.9 points per game during their gold medal run and also restored a tarnished image by winning over fans and fellow athletes with its presence off the court in Beijing. While earning praise for its unselfish play on the court, members of Team USA were equally admired for their patriotic support of fellow Americans in their quests for Olympic gold.

"It has been tagged as the most selfish basketball nation on Earth, but the U.S. showed teamwork and intensity normally not seen at any place other than, say, Duke University," said *Los Angeles Times* columnist Bill Plaschke during Team USA's gold medal run in 2008.

On July 21, 2009, it was announced that Krzyzewski would return as the head coach of the USA Basketball Senior National Team.

"When you have a good thing going you don't mess with it. Mike and the staff did an incredible job last quad and he is more than entitled to have another run at it. I've said it over and over, he was the right guy at the right time and that is still true," said Jerry Colangelo, who served as the Managing Director of the USA Basketball Men's National Team program, at the time of the announcement.

Krzyzewski's second term as the national team coach began with a gold medal performance at the 2010 FIBA World Championship in Istanbul, Turkey. With a group that featured six players under the age of 22, Team USA posted a 9-0 mark

to capture the gold medal in the FIBA World Championship for the first time since 1994. The U.S. squad had a +24.9 points per game scoring margin with double digit wins in eight of nine contests.

Team USA once again claimed Olympic gold in 2012 in London, posting a 107-100 win over Spain. While some experts speculated that outside shooting could be the downfall of the 2012 squad, Coach K and his staff gave the players the confidence to take their open shots against the international team's zone defenses. The group, led by Kevin Durant and Carmelo Anthony, responded by setting an Olympic record with 129 three-point field goals (16.1 3pg.) and shooting 44.0 percent from three-point range during the tournament. Team USA's finest shooting performance came in a 156-73 win over Nigeria in pool play. Krzyzewski's group set Olympic records for three-pointers (29, including 10 from Anthony), three-point percentage (.630) and points scored (156) in the win.

Krzyzewski closed out his tenure in charge of the USA Men's Senior National Team with a 50-game win streak, while becoming the first U.S. coach of multiple Olympic teams since the legendary Henry Iba, who won gold in 1964 and 1968 and coached the team that lost the controversial 1972 gold-medal game to the Soviet Union.

Duke players have also had a prominent impact in the Olympics as eight of Krzyzewski's former players have competed for five different countries in the Olympics. In 2012, former Blue Devils Luol Deng (Great Britain) and Martynas Pocius (Lithuania) competed in the London Olympics.

Krzyzewski supports his players' efforts to participate in international basketball with over 100 former Duke players competing in international tournaments, including seven current players who have competed for their country at various international events.

Shelden Williams, who led the U.S. team to an 8-0 record and a gold medal at the World University Games in Turkey in 2005, was named the USA Basketball Male Athlete of the Year. In 2001, Chris Duhon earned the same honor after leading the World Championship for Young Men Team to the gold medal in Japan.

Krzyzewski has always been an active part of USA Basketball in various roles, serving as past chairman of the Player Selection Committee for all of the United States' teams, including the 1991 Pan Am and 1992 Olympic teams. Coach K was an assistant to Chuck Daly (a former Duke assistant coach) at the Olympics and won the gold medal in Barcelona with the "Dream Team." Christian Laettner was a member of that team, while 1994 graduate Grant Hill was a part of "Dream Team II" in Atlanta.

Coach K was the USA head coach in 1990 when he led the Americans to a bronze medal at the World Championships and a silver medal at the Goodwill Games in Seattle. He also paced Team USA to a silver medal at the 1987 World University Games and was a special assistant to Bob Knight at the 1984 Olympics. In addition, he has had previous coaching duties at the National Sports Festival (gold medal in 1983) and Pan Am Games.

## Mike Krzyzewski &amp; USA Basketball Experience

*Mike Krzyzewski has been a driving force in the USA's international basketball development program and will continue to be in the years ahead. Here's a list of his international coaching and administrative experience:*

Year	Team	Record	Medal
1979	USA Pan American Games Team Assistant Coach	9-0	Gold Medal
1983	USA Olympic Festival South Team Head Coach	3-1	Gold Medal
1984	USA Olympic Team Trials Assistant Coach	Not Applicable	
1984	USA Olympic Team Special Assistant	8-0	Gold Medal
1987	USA World University Games Team Head Coach	7-1	Silver Medal
1990	USA Goodwill Games Team Head Coach	3-2	Silver Medal
1990	USA World Championship Team Head Coach	6-2	Bronze Medal
1992	USA Olympic Qualifying Team Assistant Coach	6-0	Gold Medal
1992	USA Olympic Team Assistant Coach - Barcelona Olympics	8-0	Gold Medal
2006	USA Senior National Team Head Coach - USA National Team Tour	5-0	
2006	USA Senior National Team Head Coach - FIBA World Championship	8-1	Bronze Medal
2007	USA Senior National Team Head Coach - FIBA Americas Championship	10-0	Gold Medal
2008	USA Senior National Team Head Coach - USA National Team Tour	5-0	
2008	USA Senior National Team Head Coach - Beijing Olympics	8-0	Gold Medal
2010	USA Senior National Team Head Coach - USA National Team Tour	4-0	
2010	USA Senior National Team Head Coach - FIBA World Championship	9-0	Gold Medal
2012	USA Senior National Team Head Coach - USA National Team Tour	5-0	
2012	USA Senior National Team Head Coach - London Olympics	8-0	Gold Medal
<b>Totals</b>	<b>13 International Medal Competitions</b>	<b>112-7 (.941)</b>	<b>9 Gold / 2 Silver / 2 Bronze</b>

Krzyszewski's Coaching Tree		
Former Players		
Gene Banks	Duke '81	
Assistant Coach	Washington Wizards	
Vince Taylor	Duke '82	
Assistant Coach	Minnesota	
Chip Engelland	Duke '83	
Assistant Coach	San Antonio Spurs	
Todd Anderson	Duke '85	
Assistant Coach	Pro Basketball - Qatar	
Johnny Dawkins	Duke '86	
Head Coach	Stanford	
Tommy Amaker	Duke '87	
Head Coach	Harvard	
Billy King	Duke '88	
General Manager	New Jersey Nets	
Danny Ferry	Duke '89	
General Manager	Atlanta Hawks	
Quinn Snyder	Duke '89	
Assistant Coach	CSKA Moscow	
Christian Laettner	Duke '92	
Assistant Coach	Fort Wayne (NBDL)	
Bobby Hurley	Duke '93	
Assistant Coach	Rhode Island	
Antonio Lang	Duke '94	
Head Coach	Pro Basketball - Japan	
Chris Collins	Duke '96	
Associate Head Coach	Duke	
Jeff Capel	Duke '97	
Assistant Coach	Duke	
Steve Wojciechowski	Duke '98	
Associate Head Coach	Duke	
Chris Carrawell	Duke '00	
Assistant Coach	Springfield (NBDL)	
Nate James	Duke '01	
Special Assistant	Duke	
Patrick Johnson	Duke '06	
Assistant Coach	Concordia (Calif.)	
Greg Paulus	Duke '09	
Assistant Video Coordinator	Ohio State	
Former Assistant Coaches		
Bob Bender	Duke '80	
Assistant Coach	Atlanta Hawks	
Mike Brey	George Wash. '82	
Head Coach	Notre Dame	
^ Brian DeStefano	Duke, '04	
Assistant Coach	Harvard	
Pete Gaudet	Boston U., '66	
Video Coord.	Ohio State (women)	
Mike Jarvis	Boston Univ., '92	
Assistant Coach	Florida Atlantic	
* Mike Schrage	Indiana, '98	
Assistant Coach	Stanford	

\* Schrage was the director of basketball operations at Duke from 2002-08 and a member of the staff from 1999-2008.

^ DeStefano served as a graduate assistant/head team manager in 2006-07. He was also a student manager from 2003-06.

## The Coaching Tree

Sustained success under Mike Krzyzewski has presented coaching opportunities for several of his former players and assistant coaches from both Army and Duke. In all, 25 of Coach K's former players or assistants are coaching in the collegiate or professional ranks, including three collegiate head coaches Tommy Amaker (Harvard), Mike Brey (Notre Dame) and Johnny Dawkins (Stanford).

Krzyzewski has had 10 former players spend a portion of their coaching careers as members of the Duke staff, including his entire staff for the 2012-13 season. Four former players (associate head coaches Steve Wojciechowski and Chris Collins; assistant coach Jeff Capel; special assistant Nate James) comprise Krzyzewski's current staff at Duke.

## Success On and Off the Court

When Coach K came to Duke in the spring of 1980, he found a program that was searching for strong leadership and a rebirth of the success that Blue Devil fans had come to know and love. As he enters his 33rd season at the helm, the numbers more than prove the faith that former athletic director Tom Butters put in the young, unproven coach to assemble a basketball program consistently ranking in the upper echelon of the country.

Krzyzewski runs a quality program from top to bottom, from the players he recruits to the performance of his teams on the floor, year in and year out.

"I want Duke basketball to be good on a continuing basis," said Krzyzewski. "All along it has been my goal to give Duke a program that will last, one that will be nationally ranked and worthy of postseason play every year."

No words can better describe the basketball program he has established at Duke University. Krzyzewski has led his Blue Devils to overwhelming success while building a program that will continue to flourish in the years to come.

The term "student-athlete" is used over and over in college athletics, but the Duke basketball team truly exemplifies the ideal. During Krzyzewski's time with the Blue Devils, all but two Duke players who played four seasons have graduated.

Krzyzewski has had five different players collect a total of seven CoSIDA Academic All-America accolades, including Mason Plumlee garnering first team honors in 2012. Plumlee will look to join Shane Battier, Mike Gminski and Jim Spanarkel as two-time first team Academic All-America selections.

## Prior to Duke

Krzyzewski's teams take nothing for granted on the court. The core of their success is pressure man-to-man defense, developed over the years with hard work in practice, commitment to excellence and attention to detail. Coach K's players believe in their system and know that when they win, it is largely because of excellent team defense.

His disciplined, mentally tough teams could be seen as an outgrowth of Coach K's own upbringing. He went to West Point, to enroll in the U.S. Military Academy and receive a quality education, play basketball and become an officer in the Army.

From 1969-74, Krzyzewski served his country. He directed service teams for three years and then followed that up with two years as head coach of the U.S. Military Academy Prep School in Belvoir, Va.

In 1974, he resigned from the Army having attained the rank of Captain. When Krzyzewski was just 26, Bob Knight, his former coach at Army, called and offered him a graduate assistant slot at Indiana University. That 1975 squad posted an 18-0 Big Ten mark and a 31-1 record.

Prior to joining the Duke program, Krzyzewski spent five years building the program at his alma mater in West Point. He led the Cadets to one NIT berth, one ECAC playoff appearance and a five-year record of 73-59.

## Community Service

Krzyzewski is heavily involved in community service, including being a current chairman of the Duke Children's Miracle Network Telethon and assuming vital roles at the Duke Children's Classic, the Jimmy V Foundation for Cancer Research and the NABC Foundation.

In 2000, he was named the first recipient of the GTE Reads with the NABC Literacy Champion Award. In honor of Krzyzewski's selection, GTE (now Verizon) donated \$10,000 to support Duke Athletics' literacy program, Verizon Read with the Blue Devils.

Coach K's charitable activities also include the establishment and funding of the Emily Krzyzewski Center, a community center in Durham named after his mother. The Center's mission is to inspire economically disadvantaged students to dream big, act with character and purpose, strive for academic excellence, and reach their highest potential as future citizen leaders. In 2002, several of Duke's former basketball stars, including Grant Hill, Christian Laettner, Shane Battier, Mike Dunleavy and Danny Ferry, returned to campus for the Duke All-Star Charity Hoopla. The game and surrounding events helped raise significant funds for the Duke/Durham Neighborhood Partnership and the Emily K Center. In 2003, Krzyzewski launched the K Academy, a summer fantasy camp to assist with several Duke basketball projects, including the scholarship endowment fund.

In 2012, Krzyzewski was honored with the USBWA Wayman Tisdale Humanitarian Award. The Humanitarian Award honors an individual involved in college basketball who has made a significantly positive impact on society.

Krzyzewski and his entire family, wife Mickie and daughters Debbie, Lindy and Jamie, have been involved in campaigns to stay in school and against alcohol, drug abuse and drunk driving.

### Weeks Ranked No. 1 Among Active Coaches

Head Coach	Weeks No. 1 (AP)
1. Mike Krzyzewski	104
2. Roy Williams	57
3. John Calipari	31

### All-Americans Among Active Coaches (Since 1985)

Head Coach	All-Americans
1. Mike Krzyzewski	34
2. Roy Williams	23
3. Jim Boeheim	17

1st, 2nd or 3rd team selections included: AP, NABC, Sporting News, UPI, USBWA

### National Players of the Year (Active Coaches)

Head Coach	Players of the Year
1. Mike Krzyzewski	9
2. John Calipari	3
3. Rick Barnes & Roy Williams	2

AP, NABC, Naismith, Rupp, USBWA, UPI, Wooden

Coach K and the Duke Community

The students at the university are also an important part of Coach K's life. He appreciates their support and often finds a way to include the students, especially those camped out in Krzyzewskiville, a tent community erected each season outside of Cameron Indoor Stadium for students wanting to get a head start on securing entrance to games. He has been known to treat the fans camping out for days, or even weeks, to a pregame strategy session in Cameron or to buy them pizzas while they wait in line. He knows that the unique relationship between his team and the student body is what makes Duke special. The "Cameron Crazies" are regarded as some of the best fans in all of sports.

The university also recognized his vital role on campus, awarding him Duke's highest honor — the Medal of Honor — at the University Founders' Day Convocation in 1997.

In September 2001, Krzyzewski and his wife Mickie created the Krzyzewski Family Scholarship Endowment for Duke students from the Carolinas. The \$100,000 scholarship, the result of the Krzyzewskis' gift and additional funds from The Duke Endowment of Charlotte, will provide assistance to undergraduates from North and South Carolina.

"Mickie and Mike Krzyzewski both do so much for our university," said former Duke President Nan Keohane following the gift. "Their many contributions to our athletic program are well known, and their support of undergraduate academic and residential life at Duke should be, as well."

During the fall of 2002, Coach K received an Honorary Alumnus Award from the Duke Medical Center for his contributions to the Duke Children's Health Center. Krzyzewski and his family have made the center a focal point in their efforts to raise the standard of clinical care for children.

Coach K: Author

Add another piece to Krzyzewski's already impressive resume — best-selling author. Coach K has co-authored two books with Texas writer Don Phillips published by Warner Books. "Leading with the Heart," emphasizing Krzyzewski's successful strategies for basketball, business and life, was released in 2000. It reached the New York Times best-seller list.

The story of Duke's 2001 national championship season, "Five-Point Play," was released in the fall of 2001. The book relives Duke's journey toward the 2001 NCAA title, the school's third in an 11-year span.

Krzyzewski also co-wrote a book with Duke Sports Hall of Famer Bill Brill entitled "A Season is a Lifetime" following the 1992 national championship.

Following the 2008 Olympics, Krzyzewski and his daughter Jamie K. Spatola co-authored their second book together, titled "THE GOLD STANDARD: Building a World-Class Team." The book was released on April 6, 2009 and featured Coach K's guide to team building, illustrated with experiences from his three years coaching the team that would ultimately win Olympic gold.

Krzyzewski and his daughter Jamie also wrote "Beyond Basketball: Coach K's Keywords For Success," which was released in October, 2006.

STAFF

Coach K Quick Facts

<b>Born</b> Michael William Krzyzewski February 13, 1947 Chicago, Ill.	<b>Coaching Career</b> Head Coach Service Teams, 1969-72 Head Coach, U.S.M.A. Prep School (Fort Belvoir, Va.), 1972-74 Graduate Assistant Coach, Indiana University, 1974-75 Head Coach, United States Military Academy, 1975-80 Head Coach, Duke University, 1980-present	<b>NCAA Titles</b> 1991, 1992, 2001, 2010
<b>High School</b> Weber High School Chicago, Ill.	<b>Coaching Honors</b> NABC District II Coach of the Year, 1977 Metropolitan New York Basketball Writers Coach of the Year, 1977 Head Coach, National Sports Festival, 1983 NABC District III Coach of the Year, 1984, 1992, 1994 ACC Coach of the Year, 1984, 1986, 1997, 1999, 2000 National Coach of the Year 1986, 1989, 1991, 1992, 1997, 1999, 2000, 2001 U.S. Head Coach, World University Games, 1987 U.S. Head Coach, World Championships and Goodwill Games, 1990 U.S. Assistant Coach, Olympics, 1992 President, NABC, 1998-99 Naismith Memorial Basketball Hall of Fame inductee, 2001 Named "America's Best Coach" by Time/CNN, 2001 Claire Bee Coach of the Year, 2004 U.S. Senior National Team Head Coach, 2006-12 USA Basketball National Coach of the Year, 2006, 2007, 2009, 2010 USBWA District III Coach of the Year, 2008 Army Sports Hall of Fame inductee, 2009 Chicagoland Sports Hall of Fame inductee, 2010 Duke Athletics Hall of Fame inductee, 2011 Sports Illustrated Sportsman of the Year, 2011 USBWA Wayman Tisdale Humanitarian Award, 2012	<b>ACC Regular Season Titles</b> 1986, 1991, 1992, 1994, 1997, 1998, 1999, 2000, 2001, 2004, 2006, 2010
<b>College Career</b> Three-year letterman Army, 1967-69		<b>ACC Tournament Titles</b> 1986, 1988, 1992, 1999, 2000, 2001, 2002, 2003, 2005, 2006, 2009, 2010, 2011
<b>College Degree</b> B.S., U.S.M.A. June, 1969		<b>Family</b>
<b>College Honors</b> Team Captain, 1968-69 Second-Team All-NIT, 1969 North-South Game, 1969		<b>Wife</b> Carol (Mickie) Marsh
<b>Military Service</b> Army Officer, 1969-74 Resigned as Captain, 1974		<b>Daughters</b> Debbie Savarino Lindy Frasher Jamie Spatola
		<b>Grandchildren</b> Joey Savarino (11/16/99) Michael Savarino (3/26/01) Carlyn Savarino (11/21/03) Emelia Savarino (11/21/03) Quin Frasher (7/26/06) Remington Frasher (5/22/09) John David Spatola (11/10/09) Mackenzie Carol Spatola (1/04/12)



**March 18, 1980** — Mike Krzyzewski is introduced as Duke's head basketball coach.

**Nov. 29, 1980** — Krzyzewski wins his first game as Duke's coach, 67-49 over Stetson.

**Jan. 21, 1981** — A 56-47 win at N.C. State gives Krzyzewski his first victory against ACC competition. Gene Banks plays 40 minutes for Duke, scoring a game-high 23 points on 9-of-14 shooting.

**Feb. 15, 1984** — Duke wins its first game as a ranked team under Coach K, 80-69 over Stetson, and gets its first 20-win season since 1980. David Henderson scores 18 points, making all six field-goal attempts and all six foul shots.

**March 10, 1984** — A 77-75 victory over North Carolina, aided by four David Henderson free throws, gives Krzyzewski his first win over a top-ranked team and his first trip to the ACC Tournament title game.

**Feb. 27, 1985** — Duke beats Clemson, 90-73, in Durham, to give Krzyzewski his first winning season in the ACC (8-6). Johnny Dawkins scores 19 points, making 8-of-10 field goal attempts and all three of his foul shots.

**March 15, 1985** — A 75-62 victory over Pepperdine gives Krzyzewski his first victory in the NCAA Tournament. David Henderson scores 22 points and Johnny Dawkins nets 21.

**Feb. 26, 1986** — Playing as the No. 1 team for the first time under Krzyzewski, Duke beats Clemson, 77-69, to set a school record for most victories in a season (28). Johnny Dawkins scores 27 points on 11-of-16 shooting.

**March 2, 1986** — An 82-74 victory over North Carolina gives Duke its first ACC regular season title since 1966 and its first perfect home record (15-0) since 1978.

**March 7, 1986** — Duke beats Wake Forest, 68-60, in the first round of the ACC Tournament to give Krzyzewski his first 30-win season.

**March 9, 1986** — A 68-67 win over Georgia Tech gives Krzyzewski his first ACC Tournament championship.

**March 23, 1986** — Duke beats Navy, 71-50, to send Krzyzewski to his first Final Four. Johnny Dawkins scores 28 points, and Duke overcomes a 23-point, 10-rebound effort by David Robinson.

**March 29, 1986** — A 71-67 win over Kansas puts Krzyzewski in his first national championship game and makes Duke the first team in NCAA history to win 37 games in a season. The Blue Devils limit Kansas All-American Danny Manning to four points on 2-of-9 shooting.

**March 31, 1986** — Louisville beats Duke, 72-69, to deny the Blue Devils the national championship. Duke finishes 37-3, setting school records for wins and winning percentage (.925).

**March 13, 1988** — A 65-61 win over North Carolina gives Krzyzewski his second ACC Tournament title.

**March 26, 1988** — Duke upsets No. 1 Temple, 63-53, to send Krzyzewski to his second Final Four. Kevin Strickland and Danny Ferry combine for 41 points. The Blue Devils limit the Owls to 28.6 percent shooting.

**April 2, 1988** — Kansas hands Duke a 66-59 defeat in the national semifinals before a partisan Jayhawk crowd in Kansas City. The Blue Devils finish the year with a 28-7 record.

**Nov. 19, 1988** — Duke opens a season as the nation's top-ranked team for the first time under Krzyzewski, beating Kentucky, 80-55.

**March 26, 1989** — An 85-77 victory over Georgetown sends Duke to the Final Four for the second straight season.

**April 1, 1989** — Seton Hall beats Duke in the national semifinals in Seattle, 95-78, overcoming an 18-point first half deficit and 34 points by National Player of the Year Danny Ferry. The Blue Devils, who finish 28-8, set a school record for highest field-goal percentage for a season (.537).

**Feb. 12, 1990** — A 102-67 rout of Stetson makes Krzyzewski the first Duke coach with seven consecutive 20-win seasons.

**March 16, 1990** — Duke beats Richmond in the first round of the NCAA Tournament, 81-46, making Krzyzewski the Blue Devils' winningest coach with 227 victories. Coach K also gets his 300th career victory.

**March 24, 1990** — Duke becomes the seventh school to earn three straight Final Four trips, beating Connecticut, 79-78, on a 15-foot shot at the buzzer by Christian Laettner.

**March 31, 1990** — A 97-83 victory over Arkansas sends Krzyzewski into his second NCAA title game.

**April 2, 1990** — UNLV defeats Duke, 103-73, to win the NCAA championship. The Blue Devils finish the season with a 29-9 mark.

**Feb. 27, 1991** — Duke beats Clemson, 79-62, to finish 16-0 at home and set a record for most home victories in a season.

**March 3, 1991** — An 83-77 upset of North Carolina in Chapel Hill gives Krzyzewski his second regular season ACC championship. Bobby Hurley makes 4-of-6 three-point shots to finish with 18 points and tie Christian Laettner for high scoring honors.

**March 24, 1991** — Duke's 78-61 victory over St. John's enables Coach K to join John Wooden as the only men to coach in four consecutive Final Fours.

**March 30, 1991** — Duke upsets unbeaten UNLV, considered at the time the greatest team in college basketball history, 79-77, to advance to the NCAA championship for the fifth time and avenge its 1990 loss to the Rebels.

**April 1, 1991** — Krzyzewski's 336th career victory gives him his first national title. Duke beats Kansas, 72-65. Christian Laettner is named the most outstanding player, scoring a game-high 18 points and going 12-for-12 from the foul line.

**Feb. 1, 1992** — Duke sets a school record for most consecutive wins to open a season (17), beating Notre Dame, 100-71.

**March 15, 1992** — A 94-74 victory over North Carolina gives Duke its third ACC Tournament title under Krzyzewski and avenges a 22-point loss to the Tar Heels in the 1991 title game.

**March 28, 1992** — In perhaps the best college basketball game in history, Christian Laettner hits a buzzer-beating jumper on a long inbounds pass from Grant Hill, and Duke gets a 104-103 overtime win over Kentucky to earn its fifth straight Final Four appearance.

**April 6, 1992** — Duke beats Michigan, 71-51, in front of a record crowd of 50,379 to join UCLA as the only teams to repeat as national champions. The Blue Devils (34-2) become the first team since Indiana in 1976 to stay No. 1 from the preseason ranking through the postseason tournament.

**Summer, 1992** — Krzyzewski is an assistant coach to Chuck Daly on the U.S. Olympic team featuring Michael Jordan, Larry Bird and Magic Johnson. Christian Laettner is the lone collegiate player on the "Dream Team," which wins the gold medal in Barcelona, Spain.

**Dec. 7, 1992** — Duke's 103-72 home victory over Northeastern gives Krzyzewski his 300th win as Duke's coach, three games into his 13th season.

**March 18, 1993** — Duke's 105-70 first round victory over Southern Illinois is the Blue Devils' 13th straight win in the NCAA Tournament — the second-longest streak in history.

**March 20, 1993** — California ends Duke's run of five straight trips to the Final Four with an 82-77 win in the second round of the NCAA Tournament.

**Dec. 22, 1993** — Krzyzewski gets his 400th career coaching victory, 79-76 over Iowa.

**Jan. 10, 1994** — Duke beats Brown, 89-71, in Durham, to earn its 100th victory over a four-year span, then a school record.

**March 2, 1994** — Duke beats Maryland in College Park, 73-69, to give Krzyzewski his fourth regular season ACC championship.

**March 26, 1994** — Duke upsets Purdue, 69-60, to advance to the Final Four for the sixth time in seven years. Coach K moves into third place on the list of most Final Four appearances, trailing John Wooden (12) and Dean Smith (11).

**April 2, 1994** — Playing where it had lost in the second round of the ACC Tournament five games earlier, Duke overcomes a 13-point deficit against Florida to advance to the NCAA title game with a 70-65 victory in Charlotte. Cherokee Parks' 11 points and 11 rebounds lead Duke to its fifth championship game under Coach K (fourth in five years).

**April 4, 1994** — With President Clinton in attendance, Arkansas denies Duke its third championship in four years with a 76-72 victory. Grant Hill has 12 points and 14 rebounds in his last game for the Blue Devils, who go 28-6 for the season.

**Nov. 29, 1995** — Duke beats UNC Greensboro, 71-57, to extend its school record for consecutive non-conference home wins to 95 games.

**Feb. 27, 1997** — Duke beats Maryland, 81-69, in Durham, to give Krzyzewski his fifth regular season conference championship.

**March 14, 1997** — Krzyzewski gets his 400th win at Duke, improving his record to 400-148 with a 71-68 triumph over Murray State in the first round of the NCAA Tournament.

**Sept. 1997** — Duke recognizes Krzyzewski's leadership by awarding him its highest honor — the University Medal of Honor — for his many contributions to the school.

**Nov. 26, 1997** — Duke upsets Arizona in the Maui Invitational, 95-87, to give Krzyzewski his fifth victory against top-ranked teams — the most by any active coach.

**Feb. 28, 1998** — After watching his Blue Devils rally from a 17-point second half deficit, Krzyzewski gets his 500th coaching victory and his second straight ACC regular season championship with a 77-75 home win over North Carolina. Coach K becomes the 76th coach to win 500 games as the Devils finish unbeaten at home and become the first team to win 15 conference games in a season.

**June 26, 1998** — Duke christens the Michael W. Krzyzewski Human Performance Lab. Working with the latest in high-tech instrumentation, a multidisciplinary team of orthopaedic surgeons and biomechanical engineers strive to better understand how muscles, bones, tendons and ligaments respond to the pressures of competition.

**Feb. 20, 1999** — Duke ties a school record with its 36th straight home victory, a 92-65 rout of Clemson. The Blue Devils go unbeaten at home for the second straight year and fifth time under Krzyzewski.

**Feb. 27, 1999** — Duke beats North Carolina by 20 points in Chapel Hill, 81-61, to become the first team to finish 16-0 in the ACC. The Blue Devils set a school record with their 24th straight victory and go unbeaten in the ACC for the first time since 1963.

**March 7, 1999** — A 96-73 victory over North Carolina gives Krzyzewski his fourth ACC Tournament title. Duke wins its tournament games by an average margin of 25 points. The win caps a 19-0 ACC campaign for Duke.

**March 19, 1999** — Duke beats Southwest Missouri State in the NCAA Tournament, 78-61, to post its 30th straight victory and school-record 67th win over two years. The Blue Devils win 35 games in a season for the second time under Krzyzewski.

**March 21, 1999** — An 85-64 victory over Temple earns Duke its eighth Final Four trip under Krzyzewski.

**March 27, 1999** — Duke beats Michigan State, 68-62, to advance to the national championship game for the sixth time under Krzyzewski, who improves his record in the NCAA Tournament to 48-13 to pass John Wooden for second place on the all-time list. The Devils improve to 37-1, tying their own NCAA record for most victories in a season.

**March 29, 1999** — Connecticut stuns Duke, 77-74, in the national championship game. Though the Blue Devils fall shy of the title, they achieve school records for highest winning percentage over a two-year period (.920) and for a single season (.949).

**June 30, 1999** — Duke becomes the first school in the history of the NBA Draft to have four players from the same team — Elton Brand, Trajan Langdon, Corey Maggette and William Avery — selected in the first round. Brand, who became the first player to be taken number one under Coach K, Langdon and Maggette were lottery picks.

**Nov. 1999** — The Duke Basketball Legacy Fund is founded. The Legacy Fund currently has 30 partners making gifts of \$1 million or more to the program. The endowed fund will provide full support for one Duke player each year.

**Jan. 22, 2000** — Duke gets a 75-61 win at Wake Forest, setting records with its 28th straight ACC regular season victory and 49th ACC regular season victory in a span of four years. The Blue Devils set a school record with their 15th straight ACC road win.

**Feb. 9, 2000** — Maryland upsets Duke in Durham, 98-87, to end the Blue Devils' 31-game ACC regular-season winning streak, their 46-game home winning streak and their 26-game home winning streak against ACC teams.

**March 4, 2000** — Duke beats North Carolina in Durham, 90-76, to give Krzyzewski his eighth ACC regular season title — marking only the second time the Blue Devils have won four straight regular season conference championships.

**March 11, 2000** — Duke beats Wake Forest in the ACC Tournament semifinals, 82-73, to set a school record with its 119th victory over a four-year span. The Devils advance to the league championship game for the third year in a row and ninth time under Krzyzewski.

**March 12, 2000** — Duke wins its second straight ACC championship and fifth under Krzyzewski, beating Maryland, 81-68.

**March 24, 2000** — Florida upsets Duke in the NCAA Tournament, 87-78. Though the Devils finish one victory shy of a 30-win season, they post the highest winning percentage over a four-year period in school history (.859; 122-20).

**Nov. 17, 2000** — A 98-85 victory over Villanova in Durham gives Krzyzewski his 500th win as Duke's coach. He becomes just the third coach to win 500 games at one school in 21 seasons or fewer. Following the win, Duke unveils Coach K Court. The words Coach K Court appear in two squares at both ends of the fabled Cameron court.

**March 4, 2001** — Duke beats North Carolina in Chapel Hill, 95-81, to become the first team to win at least a share of the ACC regular season title five years in a row.

**March 11, 2001** — A 79-53 victory over North Carolina gives Krzyzewski coaching victory No. 600 and his sixth ACC championship.

**March 24, 2001** — With a 79-69 victory over Southern Cal, Duke gives Krzyzewski his ninth trip to the Final Four and sets a school record for wins over a three-year period (99).

**March 31, 2001** — Duke overcomes a record-setting 22-point first half deficit in a 95-84 victory over Maryland that sends Krzyzewski into his seventh national championship game. He becomes the first Duke coach to amass 100 wins in a span of just three seasons.

**April 2, 2001** — Duke beats Arizona, 82-72, to make Krzyzewski the fourth coach to win three NCAA crowns. The Blue Devils become the second team since the NCAA Tournament expanded to 64 teams to win every tournament game by at least 10 points. Duke sets NCAA records for wins in a four-year period (133) and all-time NCAA Tournament winning percentage (76.8).

**May 30, 2001** — In his first year of eligibility, Krzyzewski is voted into the Naismith Memorial Basketball Hall of Fame. He joins Temple's John Chaney and Texas Tech's Bob Knight as the only active college coaches to be enshrined.

**Sept. 5, 2001** — Krzyzewski and his wife, Mickie, create the Krzyzewski Family Scholarship Endowment for Duke students from the Carolinas. The \$100,000 scholarship provides assistance to undergraduates from North and South Carolina.

**Sept. 9, 2001** — Krzyzewski is named "America's Best Coach" — in any sport at any level — by CNN and *TIME* magazine.

**Oct. 5, 2001** — Krzyzewski is inducted into the Basketball Hall of Fame. His college coach, Bob Knight, is his presenter, and the pair share a tear-filled reunion in the Springfield Civic Center.

**Nov. 14, 2001** — The 54-year-old Krzyzewski signs a lifetime contract with Duke.

**Nov. 19, 2001** — Duke opens the 2001-02 season ranked No. 1 in the country, the fourth time under Krzyzewski that it has started a season as No. 1.

**Jan. 31, 2002** — Duke beats North Carolina by 29 points, 87-58, UNC's worst loss in the Dean Smith Center. The Blue Devils become the first team to win four straight games in Chapel Hill, getting their highest margin of victory over the Tar Heels under Krzyzewski.

**Feb. 24, 2002** — Duke rolls over St. John's on Coach K Court, 97-55, to give Krzyzewski his fifth straight 25-win season and 12th overall.

**March 4, 2002** — Duke routs North Carolina on Coach K Court, 93-68, to finish unbeaten at home (13-0) for the sixth time under Krzyzewski.

**March 10, 2002** — Duke becomes the first school to win the ACC Tournament four years in a row, beating N.C. State 91-61 for its seventh ACC championship under Krzyzewski.

**March 14, 2002** — A No. 1 seed for an NCAA-record fifth straight year, Duke gets its seventh straight double-digit win in the NCAA Tournament, 84-37 over Winthrop. The Blue Devils give Krzyzewski his seventh 30-win season, second straight and fourth in five years.

**June 26, 2002** — Duke's Jason Williams (second) and Mike Dunleavy (third) become the second pair of teammates to be taken among the top three picks in an NBA Draft. The Blue Devil duo joined UCLA's Lew Alcindor and Lucious Allen, who went number one and three, in 1969. In addition, Carlos Boozer is chosen in the second round of the draft.

**Jan. 8, 2003** — Duke ascends to the No. 1 ranking in the AP poll for the sixth consecutive season. That night, Duke topples Georgetown, 93-86, at Cameron Indoor Stadium.

**March 16, 2003** — Duke earns its league-record fifth consecutive ACC Tournament championship with an 84-77 victory over N.C. State in Greensboro, N.C. Duke's Daniel Ewing was named MVP of the tournament.

**Jan. 3, 2003** — The Blue Devils defeat Clemson, 73-54, on the road as Coach K earns his 600th victory at Duke. He reaches this milestone in 776 games, making him the fourth-fastest coach to reach 600 victories at one school. Only Kentucky's Adolph Rupp (704), UCLA's John Wooden (744), North Carolina's Dean Smith (773), Krzyzewski and Western Kentucky's Ed Diddle (790) reached 600 victories at one school in fewer than 800 games.

**Jan. 21, 2004** — Following its win over No. 4 Wake Forest on Jan. 17, Duke travels to Maryland as the nation's No. 1 team for the seventh consecutive season, the second-longest such streak in NCAA history. After its 68-60 win, the Blue Devils hang on to the No. 1 ranking for four weeks during the 2003-04 season.

**Feb. 26, 2004** — Duke extends its winning streak in Cameron Indoor Stadium to 41 games with a 97-63 victory over Valparaiso. The Blue Devils' 41-game home winning streak is the second-longest in ACC and school history behind Duke's 46-game streak from 1997-2000. It would be ended in its next contest vs. No. 19 Georgia Tech a week later.

**March 28, 2004** — Duke outlasts Xavier, 66-63, to win the NCAA Atlanta Regional and advance to its 14th Final Four overall and 10th in the previous 19 seasons under Coach K.

**July 1, 2004** — Director of Athletics Joe Alleva holds a press conference to announce that the Los Angeles Lakers have approached Krzyzewski about their vacant head coaching position.

**July 5, 2004** — Krzyzewski announces that he has turned down the Los Angeles Lakers' offer to become head coach. "Duke has always taken up my whole heart," Coach K stated in a packed press conference that was aired live nationally.

**Dec. 12, 2004** — With an 82-54 victory over Toledo in Cameron Indoor Stadium, Krzyzewski picks up his 700th career win. He becomes the second fastest coach to reach the milestone behind Bob Knight.

**Jan. 5, 2005** — Duke defeats Princeton, 59-46, behind 21 points from J.J. Redick as the Blue Devils celebrate the 65th anniversary of Cameron Indoor Stadium. The game was played almost exactly 65 years to the day of the first game at Cameron, when Duke beat Princeton by a 36-27 count on January 6, 1940.

**March 13, 2005** — Krzyzewski and the Blue Devils celebrate the 2005 ACC Tournament championship with a 69-64 win over Georgia Tech.

**March 20, 2005** — Thanks to a 63-55 second round triumph over Mississippi State in Charlotte, Krzyzewski surpasses Dean Smith on the all-time NCAA Tournament victory chart with his 66th win.

**Oct. 26, 2005** — Krzyzewski is named the head coach of the USA Basketball Men's Senior National Team program for 2006-08.

**March 11, 2006** — With a 78-66 win over Wake Forest in the ACC Tournament semifinals at the Greensboro Coliseum, Krzyzewski posts his 750th career win.

**March 12, 2006** — In his 1,000th game as a head coach, Krzyzewski guides Duke to a 78-76 win over Boston College in the ACC Championship game, claiming his 10th conference tournament title.

**Feb. 18, 2007** — Krzyzewski records his 700th victory as the Duke head coach with a 71-62 win over Georgia Tech in Cameron Indoor Stadium. He became just the eighth coach to post 700 victories at one school and was the second fastest to do so behind Adolph Rupp of Kentucky.

**Sept. 2, 2007** — Coached by Krzyzewski, Team USA wins the FIBA Americas Championship gold medal with a 118-81 victory over Argentina. The USA goes 10-0 and wins by an average of 39.5 points per game. The gold medal win automatically qualifies the USA for a trip to the 2008 Olympic games in Beijing, China.

**March 1, 2008** — Krzyzewski becomes the sixth Division I head coach to reach 800 career wins with an 87-86 win at N.C. State. He is the third fastest coach to reach 800 career victories.

**Aug. 24, 2008** — With Krzyzewski at the helm, Team USA reclaims the gold medal at the 2008 Beijing Summer Olympics with a 118-107 victory over Spain. Krzyzewski guides the U.S. squad to a perfect 8-0 record in the Olympics as the team averaged 106 points per game while winning by an average margin of 27.9 points per contest.

**March 15, 2009** — Duke captures its 11th ACC Championship under Krzyzewski and 17th overall with a 79-69 victory over Florida State in the ACC Tournament finals at the Georgia Dome in Atlanta, Ga. The 17 titles ties Duke for the most in ACC history with North Carolina and is the eighth in 11 seasons for the Blue Devils.

**July 21, 2009** — Krzyzewski is named the head coach of the USA Basketball Men's Senior National Team program for 2009-2012. He will become the first U.S. coach of multiple Olympic teams since Henry Iba, who won gold in 1964 and '68 and coached the team that lost the controversial 1972 gold-medal game to the Soviet Union.

**Sept. 11, 2009** — Krzyzewski is inducted into the Army Sports Hall of Fame at a plaque unveiling ceremony held in the Kenna Hall of Army Sports inside the Kimsey Center.

**Feb. 13, 2010** — Duke earns a 77-56 victory over Maryland in Krzyzewski's 1,000th game at Duke, which came in the 71st year of Cameron Indoor Stadium.

**March 6, 2010** — With an 82-50 victory over North Carolina, the second largest win for Duke in the nation's biggest rivalry, the Blue Devils claim the 19th ACC regular season championship in school history and set a school record for home victories by finishing the season 17-0 in Cameron Indoor Stadium.

**March 14, 2010** — The Blue Devils repeat as ACC Tournament Champions by defeating Georgia Tech, 65-61, at the Greensboro Coliseum. With the title Duke passed North Carolina for most ACC Championships with 18, including nine in the last 12 seasons.

**March 28, 2010** — Duke defeats Baylor 78-71 in Houston to advance to the 11th NCAA Final Four under Krzyzewski. Nolan Smith pours in a career-high 29 points in front of 47,000 fans at Reliant Stadium.

**April 5, 2010** — Krzyzewski wins his fourth NCAA Championship at Duke with a 61-59 win over Butler at Lucas Oil Stadium in Indianapolis. Kyle Singler is named the Final Four Most Outstanding Player after recording 19 points and nine rebounds in the championship game. The four championships tie Krzyzewski with Adolph Rupp for second most all-time.

**September 12, 2010** — Team USA defeats host Turkey, 81-64, to win the gold medal at the 2010 FIBA World Championship. The U.S. team finishes the tournament 9-0 with a +24.9 margin of victory. Kevin Durant, one of six players under the age of 22 on the team, is named tournament MVP after averaging 22.8 points per game.

**September 15, 2010** — Krzyzewski is inducted into the Chicago Land Sports Hall of Fame. Chicago City Council and Mayor Richard M. Daley also make Sept. 15 "Mike Krzyzewski Day" in Chicago.

**November 24, 2010** — Duke defeated No. 4 Kansas State, 82-68, for the O'Reilly Auto Parts CBE Classic championship and Krzyzewski's 800th win at Duke. He became the fifth coach to win at least 800 games at one school.

**December 29, 2010** — Krzyzewski passes long time rival Dean Smith of North Carolina into second on the NCAA all-time victories list, recording his 880th career win in a 108-62 contest at UNC Greensboro.

**March 20, 2011** — The Blue Devils held on for a 73-71 victory over Michigan in the second round of the NCAA Tournament to hand Krzyzewski his 900th career win. He joined Bob Knight as the only two coaches with 900 or more career wins.

**Sept. 9, 2011** — Krzyzewski is inducted into the Duke Athletics Hall of Fame. Coach K is joined in the Hall of Fame class by Ben Bennett (football), Jenny Chuasiriporn (golf), Bobby Hurley (basketball) and Vanessa Webb (tennis).

**Nov. 15, 2011** — Duke defeats Michigan State, 74-69, at Madison Square Garden to give Krzyzewski an NCAA-record 903rd career coaching victory. Longtime mentor and previous record-holder Bob Knight calls the game for ESPN. Andre Dawkins makes six three-point field goals in a 26-point effort, while Seth Curry adds 20 points, seven rebounds, four assists and four steals in the win.

**December 2012** — Krzyzewski is named Sports Illustrated Sportsman of the Year. He shares the Dec. 12, 2011 SI cover with women's basketball coaching icon Pat Summitt.

**February 16, 2012** — Duke overcomes a 61-41 deficit with 11:33 to play in a 78-73 win over N.C. State. It is the largest second-half margin Duke has overcome in a victory under Coach K.

**April 16, 2012** — Krzyzewski is honored with the USBWA Wayman Tisdale Humanitarian Award. The Humanitarian Award honors an individual involved in college basketball who has made a significantly positive impact on society.

**August 2, 2012** — Team USA sets an Olympic scoring record in a 156-73 win over Nigeria in pool play. Krzyzewski's group also sets Olympic records for three-pointers (29, including 10 from Carmelo Anthony) and three-point percentage (.630) in the win.

**August 13, 2012** — Krzyzewski directs Team USA to a 107-100 win over Spain to claim the London Olympics gold medal. He closes out his tenure in charge of the USA Men's Senior National Team with a 50-game win streak, while becoming the first U.S. coach of multiple Olympic teams since the legendary Henry Iba, who won gold in 1964 and 1968 and coached the team that lost the controversial 1972 gold-medal game to the Soviet Union.





### Steve Wojciechowski

Associate Head Coach  
14th Season at Duke  
Duke, 1998

After a standout playing career at Duke that included National Defensive Player of the Year honors in 1998, Steve Wojciechowski returned as an assistant coach for Mike Krzyzewski in 1999-2000. He was promoted to Associate Head Coach in the summer of 2008.

Since Wojciechowski joined the Duke staff, the Blue Devils have posted an incredible 385-77 record, won nine ACC Tournament championships and claimed the ACC regular season championship five times. Wojciechowski has also been on the staff for two NCAA Championships.

Wojciechowski also served as a court coach and scout for Mike Krzyzewski, assisting the USA Basketball Senior National Team staff with on-court duties as well as game preparation from 2006-12, including the program's gold-medal performance at the 2008 Beijing Olympics and 2012 London Olympics.

In his first season as a coach, he was instrumental in leading Duke, with seven freshmen on its roster, to a 29-5 record, the Atlantic Coast Conference regular season title (15-1), the 2000 ACC Tournament championship, an NCAA Tournament Sweet 16 appearance and the No. 1 ranking in both major polls following the regular season.

Working primarily with Duke's inside players, Wojciechowski's second year was even better as the Blue Devils won the national championship in 2001, while also capturing the ACC regular season and tournament crowns and posting a 35-4 record. His influence was evident throughout the year, from the emergence of Casey Sanders as a bona fide inside presence to Reggie Love's strong performances in the ACC Tournament to Carlos Boozer's inspired play at the Final Four after missing six games and playing a limited role in the East Regional semifinal and final. Wojciechowski saw one of his former teammates and pupils, Shane Battier, earn the consensus National Player of the Year award as well as National Defensive Player of the Year for the third consecutive season.

"When you come to Duke," said Wojciechowski following Duke's third NCAA title in 11 seasons in 2001, "every year your goal is the national championship. When you don't win one, there is a part of you that feels some emptiness. That was certainly erased with the 2001 championship."

In 2001-02, Wojciechowski was instrumental in leading the Blue Devils to a 31-4 record, their fourth consecutive ACC Tournament championship and fourth straight No. 1 finish in the final Associated Press poll. His primary pupil, Boozer, earned All-America honors and became Duke's career field goal percentage leader. Forward Mike Dunleavy, who moved inside more during the 2001-02 season, also earned All-America honors.

The Blue Devils went 26-7 in 2002-03, won their league-record fifth consecutive ACC Tournament title and advanced to the Sweet 16 for the sixth straight season. Wojciechowski's instruction was again felt as senior Casey Sanders, junior Nick Horvath, and freshmen Shelden Williams and Shavlik Randolph all improved as the season progressed.

"He's like a fireball of energy," said Sanders, who was named Duke's Defensive MVP following his senior season. "It's really hard to describe. He expects us to be alert and alive at all times, and he pumps it into everything we do."

Duke earned its second trip to the Final Four during Wojciechowski's coaching tenure in 2003-04. Another one of his post pupils, Williams, earned All-America recognition and was the leading vote-getter for the ACC All-Defensive team. The Blue Devils went 31-6 overall, won the regular season ACC title and played in their sixth consecutive ACC Tournament Championship Game before advancing to San Antonio and the Final Four.

In 2004-05, Williams was named the NABC's National Defensive Player of the Year after registering 122 blocked shots and averaging 11.2 rebounds per contest. Duke posted a 27-6 ledger for the year and captured the ACC Tournament title with wins over Virginia, N.C. State and Georgia Tech on consecutive days.

For the 2005-06 season, Williams was again named the NABC's National Defensive Player of the Year as well as a first team All-American. Wojciechowski also saw Williams set school records for career blocked shots and rebounds, while also becoming the first player in NCAA history to register over 1,750 points, 1,250 rebounds, 400 blocked shots and 150 steals in a career. Duke posted a 32-4 record, the program's fourth 30-win season in Wojciechowski's tenure, and captured the ACC regular season and tournament crowns.

"He was a point guard and fed the big men the ball a lot so he knows where the ball is supposed to be and where we are supposed to be posting up," said Williams. "He has done a good job giving us a guard's view of where we need to be posting our bodies in order to get the ball in good position. Also, his energy and passion for the game are unmatched."

In the 2006-07 season, Wojciechowski directed a young group of inside players to a successful season. He helped develop one of Duke's most versatile inside players ever as Josh McRoberts was one of only two players in the country to average over 10.0 points, 7.5 rebounds, 3.0 assists and 2.0 blocks per game. McRoberts went on to earn second team All-ACC recognition.

Wojciechowski coached freshman Kyle Singler to a terrific season in 2007-08 that culminated with him earning ACC Rookie of the Year and third team Freshman All-America honors. Singler was second on the team with 13.3 points per game while leading the squad in rebounding with 5.8 rebounds per game.

In 2008-09, Wojciechowski coached Singler to second team All-ACC honors as he became only the sixth sophomore in Duke history to reach 1,000 career points. He averaged 16.5 points and 7.7 rebounds per game on his way to earning honorable mention All-America honors by the Associated Press. He had nine double-doubles and scored 20 or more points in 11 games.

The post players under Wojciechowski were a big reason the 2009-10 team was able to win the NCAA Championship, the ACC Tournament, the ACC Regular Season and NIT Season Tip-Off titles. Defense and rebounding was key for the Blue Devils who had one of the nation's top defenses, holding opponents to 61.0 points per game, and ranked 14th out of 334 teams in rebounding margin. One of those post players, senior Brian Zoubek, set the school record for offensive rebounds in a single season with 143. The other starter on the inside, senior Lance Thomas, was named to the ACC All-Defensive team by the coaches and the media.

In 2010-11, Wojciechowski guided the development of a young Duke frontcourt. Sophomores Mason Plumlee and Ryan Kelly witnessed stark improvement across the board in their numbers from their freshmen campaigns, while junior Miles Plumlee continued his growth as a back-to-the-basket scorer and rebounder. All three players shot better than 50.0 percent from the field and combined for 16.0 rebounds per game. Mason Plumlee was an honorable mention All-ACC selection while ranking among the conference leaders in rebounds (8.4 rpg), blocks (62) and double-figure rebounding games (14). He raised his rebounding average by 5.3 rpg., the largest increase by a player in the last 39 years. Kelly made 27 starts and ranked in the top 10 in the ACC in blocks (52). He also had a string of 18 consecutive made field goals (second most in Duke history) during the year with seven of those coming from behind the three-point stripe. Miles Plumlee made 15

### Steve Wojciechowski as a Blue Devil

#### Career Highs

Points	18 at North Carolina, 3/2/97
Rebounds	7 vs. UCLA, 2/22/98
Assists	11; 2x: last vs. North Carolina, 2/28/98
Steals	8 vs. Vanderbilt, 11/22/96
3PT Field Goals	6 at North Carolina, 3/2/97

#### Career Statistics

SEASON	GP-GS	MP	FG-FGA	PCT.	3PT-A	PCT.	FT-FTA	PCT.	REB.	AVG.	PF-DQ	AS	TO	BS	ST	TP	AVG.
1994-95	28-15	540	35-102	.343	27-76	.355	15-26	.577	40	1.4	54-0	81	42	0	18	112	4.0
1995-96	31-4	675	27-85	.318	19-68	.279	32-42	.762	64	2.1	71-1	84	38	0	29	105	3.4
1996-97	33-33	1032	66-149	.443	41-104	.394	56-73	.767	100	3.0	81-4	176	58	0	82	229	6.9
1997-98	36-36	1016	70-181	.387	54-139	.388	47-64	.734	87	2.4	80-1	164	64	0	74	241	6.7
<b>Total</b>	<b>128-88</b>	<b>3263</b>	<b>198-517</b>	<b>.383</b>	<b>141-387</b>	<b>.364</b>	<b>150-205</b>	<b>.732</b>	<b>291</b>	<b>2.3</b>	<b>287-6</b>	<b>505</b>	<b>202</b>	<b>0</b>	<b>203</b>	<b>687</b>	<b>5.4</b>



starts and grabbed second team ACC All-Tournament team honors after averaging 8.3 points and 6.7 rebounds per game in Greensboro.

Duke's post trio of Ryan Kelly, Mason Plumlee and Miles Plumlee helped guide the Blue Devils to a 27-7 record, No. 2 seed in the NCAA Tournament and the Maui Invitational in 2011-12. The group combined to average 29.5 points and 21.7 rebounds per game with 118 blocked shots. Kelly raised his scoring average to 11.8 points per game, while shooting a team-high 40.8 percent (40-of-98) from three-point distance before missing the final three games of the year with a foot injury. Mason Plumlee, a third team All-ACC selection, ranked among the ACC leaders in double-doubles (12), rebounds (9.2 rpg.) and blocks (1.6 bpg.), while also averaging 11.1 points per game. He set a school-record with 60 dunks on the year and shot 57.2 percent (143-of-250) from the field. Miles Plumlee recorded 6.6 points and 7.1 rebounds per game to close out his career. He established a Coach K-era record with 22 rebounds, including nine offensive boards, in a Feb. 8 win over Maryland.

Following his 1998 graduation, Wojciechowski spent time playing professional basketball in Poland before returning to Duke. He spent 1999 as an intern in the Duke Management Company and as a sideline analyst for the Duke Radio Network's coverage of the Blue Devil basketball program.

Wojciechowski played a major role in the resurgence of Duke basketball over his last three years as a collegian. Following a difficult freshman campaign in which the Blue Devils went 13-18, Wojciechowski helped pace the program to a 74-26 mark over the next three seasons.

During his sophomore year, Wojciechowski appeared in all 31 games as the Blue Devils went 18-13 and earned a trip back to the NCAA Tournament. He started all 33 contests as the team's point guard during the 1996-97 campaign as the squad collected a 24-9 record, won the ACC regular season title with a 12-4 record, and advanced to the second round of the NCAA Tournament.

But it was the 1997-98 season that completed Duke's journey back to the top of college basketball. Wojciechowski was a tri-captain for a squad that advanced to the NCAA South Regional title game, finished with a 32-4 overall mark, collected 15 regular season ACC victories, and completed the regular season holding the nation's top ranking.

Along with being the top defensive player in the country his senior year, the two-time All-ACC choice also secured honorable mention All-America accolades from the AP.

Wojciechowski finished his career ranked in several of Duke's season and career top 10 lists. He collected the second-highest single season steal total in 1997 with 82 and followed that by tying the 13th-best figure in 1998 with 74. Wojciechowski ranks ninth in career steals with 203 and eighth in career assists with 505.

Wojciechowski is one of four former Blue Devil captains, joining Chris Collins (associate head coach), Jeff Capel (assistant coach) and Nate James (staff assistant), on Mike Krzyzewski's staff.

The Severna Park, Md., native is married to the former Lindsay Alder of Salt Lake City, Utah. The couple resides in Durham with their sons, Jack and Charlie.

Steve Wojciechowski Quick Facts

Birthdate	August 11, 1976
High School	Cardinal Gibbons, Severna Park, Md.
College Career	Four-year letterman, Duke, 1995-98
College Degree	B.A., Sociology, Duke, 1998
College Honors	Tri-captain, 1998 NABC National Defensive Player of the Year, 1998 Associated Press Honorable Mention All-America, 1998 Second team All-ACC, 1997 Third team All-ACC, 1998
Coaching Career	Assistant Coach, Duke, 2000-2008 Associate Head Coach, Duke, 2008-present

STAFF



### Chris Collins

Associate Head Coach  
13th Season at Duke  
Duke, 1996

Former Blue Devil player Chris Collins joined the Duke coaching staff as an assistant coach on July 22, 2000 and was promoted to Associate Head Coach in the summer of 2008.

Collins' 12-year resume at Duke includes an overall record of 356-72, eight ACC Tournament championships, four ACC regular season titles, seven in-season tournament titles and most importantly, national championships in 2001 and 2010.

Collins also served as a court coach and scout for Mike Krzyzewski, assisting the USA Basketball Senior National Team staff with on-court duties as well as game preparation from 2006-12, including during the program's gold-medal performances at the 2008 Beijing Olympics, 2010 FIBA World Championships and 2012 London Olympics.

His first season as a coach in Durham could not have been better, as the Blue Devils won the 2001 national championship with an 82-72 victory over Arizona in Minneapolis. Collins, who works primarily with Duke's backcourt players, saw guard Jason Williams be named a unanimous first team All-American and the National Player of the Year by the NABC. Chris Duhon, a freshman under Collins' tutelage in 2001, was named the ACC Rookie of the Year.

Collins' influence was never felt more than prior to the NCAA Championship game against Arizona. Collins told Mike Dunleavy, who was coming off a poor shooting performance in Duke's victory over Maryland in the national semifinals, to be aggressive against the Wildcats in the title game.

"I just talked to him about going out and being aggressive. If you miss a shot, so what?"

Dunleavy responded, drilling a team-best 21 points, including a historical spurt of three three-point field goals in a 45-second span in the second half to put Duke ahead by 10 points.

"To see him go out the next day and play with that courage and take those shots, just take over the game, was such a gratifying moment for me."

And to the Blue Devil faithful as well.

In 2001-02, Collins' second season at Duke was also impressive as the Blue Devils posted a 31-4 record, won the ACC Tournament for the fourth consecutive season and were ranked No. 1 in the nation in the final Associated Press poll. Williams, one of Collins' understudies, earned National Player of the Year honors for the second consecutive year and became just one of seven repeat winners of that prestigious honor. Williams also became Duke's second two-time first team consensus All-American, joining Johnny Dawkins as the only Blue Devil to accomplish that feat.

The 2002-03 season was just as special as the staff led a team with six freshmen to a 26-7 record, a fifth consecutive ACC Tournament championship and the Sweet 16 for the sixth straight year. Guard play continued to be a strength for Duke as Chris Duhon (third team All-ACC), J.J. Redick (third team All-ACC and Freshman All-America) and Daniel Ewing (ACC Tournament MVP) all received individual recognition throughout the season.

In 2003-04, Duke returned to the Final Four for the second time in Collins' Blue Devil coaching career. Two of his backcourt players, Duhon and Redick, earned All-America and All-ACC recognition. The Blue Devils went 31-6 overall, won the

regular season ACC title and played in their sixth consecutive ACC Tournament Championship Game before advancing to San Antonio and the Final Four.

Collins helped the Blue Devils to a 26-7 overall slate that included the ACC Tournament crown and yet another berth in the NCAA Tournament in 2004-05. Redick was named the National Player of the Year while Ewing was a second round choice of the Los Angeles Clippers in the 2005 NBA Draft.

In the 2005-06 season, Collins watched his star pupil, Redick, register one of the most impressive scoring seasons in Duke history. Redick ranked second in the NCAA with a 26.8 points per game scoring average, while setting the Duke and ACC career scoring records and the NCAA career three-point field goals record. He was a consensus National Player of the Year and a unanimous first team All-America for the 32-4 Blue Devils. Duke also captured the NIT Season Tip-Off, ACC regular season and ACC Tournament championships in 2005-06.

"Coach Collins has really helped my development as a player," said Redick, a two-time National Player of the Year. "He is a former player so he knows a lot of the tricks of the trade and he has taught me a few things that have really helped me, whether it is being able to pick up fouls when we are in the bonus or coming off screens."

Two of the guards under the tutelage of Collins were recognized for their efforts by the ACC in 2006-07 as DeMarcus Nelson was named to the All-Defensive team and Jon Scheyer earned All-Freshman team honors. The three starting guards for the Blue Devils all averaged over 10.0 points per game.

In 2007-08, Collins helped senior DeMarcus Nelson elevate his game and garner several honors along the way. Nelson was tabbed the ACC Defensive Player of the Year and also earned NABC third team All-America, first team All-ACC and ACC All-Defensive team honors. Point guard Greg Paulus was also coached by Collins and earned third team All-ACC recognition. Four of Duke's guards averaged in double figures in scoring on the year.

In 2008-09, Collins guided Gerald Henderson to several All-America and first team All-ACC honors. Henderson increased his scoring to a team-high 16.5 points per game while scoring 19.8 points per game in conference play. Collins also coached Jon Scheyer in his transition to point guard late in the year, which led to an ACC Tournament championship and NCAA Sweet 16 berth. Scheyer averaged 15.0 points per game for the season while scoring in double figures in each of the final 12 games. He was named ACC Tournament MVP after averaging 21.7 points per game in the tournament.

Collins helped lead Duke to its second national championship in 2009-10 as the Blue Devils defeated Butler, 61-59, in the NCAA title game in Indianapolis. Collins coached the top scoring trio in the NCAA as guards Jon Scheyer, Kyle Singler and Nolan Smith combined to score 53.3 points per game. Those three players earned numerous awards during the season with top honors, including second team All-America for Scheyer, NCAA Final Four Most Outstanding Player for Singler and NCAA Tournament South Region MOP for Smith. All three players were also selected All-ACC and to ACC All-Tournament teams while leading the Blue Devils to ACC Tournament, ACC Regular Season and NIT Season Tip-Off championships.

The 2010-11 season marked the third straight 30-win campaign for the Blue Devils. Collins coached a pair of senior all-stars for the Blue Devils, Kyle Singler and Nolan Smith. Singler had a great senior season, earning first team All-ACC honors and averaging 16.9 points per game, while Smith led the ACC in scoring at 20.6 points per game to claim ACC Player of the Year and first team All-America honors.

In 2011-12, Collins was integral in the development of a backcourt featuring NABC third team All-America Austin Rivers and third team All-ACC pick Seth Curry. Rivers averaged a team-high 15.5 points per game to become just the third Duke freshman to lead the team in scoring. He was also tabbed as the ACC Rookie of the Year and was just the seventh freshman in league history to earn first team all-

### Chris Collins as a Blue Devil

#### Career Highs

Points	30 vs. Iowa, 11/25/95
Rebounds	7 vs. Georgia Tech, 1/8/94
Assists	13 vs. Western Carolina, 12/20/95
Steals	4: six times
3PT Field Goals	7 at Florida State, 2/22/96

#### Career Statistics

SEASON	GP-GS	MP	FG-FGA	PCT.	3PT-A	PCT.	FT-FTA	PCT.	REB.	AVG.	PF-DQ	AS	TO	BS	ST	TP	AVG.
1992-93	29-5	367	56-139	.403	37-85	.435	20-32	.625	33	1.1	26-0	34	23	0	15	169	5.8
1993-94	34-30	1055	110-275	.400	76-202	.376	45-63	.714	68	2.0	52-0	77	50	1	41	341	10.0
1994-95	28-3	450	36-121	.298	17-73	.233	20-26	.769	31	1.1	30-0	48	29	0	15	109	3.9
1995-96	29-29	1002	155-332	.467	79-179	.441	83-115	.722	111	3.8	58-1	132	73	2	37	472	16.3
<b>Total</b>	<b>120-67</b>	<b>2874</b>	<b>357-867</b>	<b>.412</b>	<b>209-539</b>	<b>.388</b>	<b>168-236</b>	<b>.712</b>	<b>243</b>	<b>2.0</b>	<b>166-1</b>	<b>291</b>	<b>175</b>	<b>3</b>	<b>108</b>	<b>1,091</b>	<b>9.1</b>

conference honors. Curry improved his scoring average to 13.2 points per game, while knocking down 64 three-point field goals. The point guard tandem of Tyler Thornton and Quinn Cook also progressed in 2011-12, finishing the year with 2.54:1 assist-to-turnover ratio.

Before returning to his alma mater, Collins served as an assistant coach at Seton Hall for two years with Tommy Amaker, a Duke standout himself from 1984-87 and now the head coach at Harvard. In 1999-2000, Collins was part of a staff that guided the Pirates to a 22-10 record and the Sweet 16 of the NCAA Tournament. Prior to Seton Hall, Collins spent the 1997-98 season as an assistant with the WNBA's Detroit Shock.

As a player, Collins played professional basketball in Finland during the 1996-97 season, leading the league in scoring.

While at Duke, Collins was a team captain as a senior and four-year letterman from 1993-96. He currently ranks 11th among Duke's all-time leaders in three-point field goals (209) and 10th in three-point field goal attempts (539). Collins averaged 9.1 points, 2.0 rebounds and 2.4 assists as a collegian. He earned second team All-ACC honors as a senior.

Collins and Stan Brunson formed a Duke senior class that had 83 total victories, three NCAA Tournament bids, one Final Four appearance, two ACC regular season championships, an ACC Tournament title, and two in-season tournament championships (the 1992 Maui Classic and the 1995 Carrs Great Alaska Shootout).

As a senior in 1996, Collins had his most productive season, leading the Blue Devils in three-point field goals (79), three-point percentage (.441), free throws made (83) and attempted (115), assists (132) and steals (37). Collins also ranked second on the team by averaging 16.3 points per game. He was among the ACC leaders in scoring (10th), assists (fourth), field goal percentage (.467, seventh) and free throw percentage (.722, 10th).

Collins is the son of former NBA All-Star, Doug Collins, who is currently the head coach of the Philadelphia 76ers. The Northbrook, Ill., native joins former Duke standouts Steve Wojciechowski (associate head coach), Jeff Capel (assistant coach) and Nate James (staff assistant) as previous Blue Devil captains on Mike Krzyzewski's staff. Collins is a 1996 graduate of Duke with a bachelor's degree in sociology.

Collins and his wife Kim reside in Durham with their two children — Ryan and Kate.

Chris Collins Quick Facts

Birthdate	April 19, 1974
High School	Glenbrook North, Northbrook, Ill.
College Career	Four-year letterman, Duke, 1993-96
College Degree	B.A., Sociology, Duke, 1996
College Honors	Co-captain, 1996 First team ACC All-Freshman, 1993 Great Alaska Shootout All-Tournament, 1995 Second team All-ACC, 1996 Two-time ACC Player of the Week, 11/27/95 & 2/26/96
Coaching Career	Assistant Coach, Detroit Shock, WNBA, 1998 Assistant Coach, Seton Hall, 1999-2000 Assistant Coach, Duke, 2001-2008 Associate Head Coach, Duke, 2008-present

STAFF

**Jeff Capel**

Assistant Coach  
2nd Season at Duke  
Duke, 1997

Former Duke standout Jeff Capel joined the Duke staff as an assistant coach on May 6, 2011 after spending the previous nine years as the head coach at Virginia Commonwealth (2002-06) and Oklahoma (2006-11). Capel owns a 175-110 record as a head coach with three NCAA Tournament appearances, including a trip to the Elite Eight in 2008 with Oklahoma.

In his first year back in Durham, the Blue Devils posted a 27-7 record, including a 13-3 mark in the ACC. Duke earned a No. 2 seed in the NCAA Tournament and finished the year with 10 wins over NCAA Tournament teams. Capel helped mentor a trio of All-ACC performers (Austin Rivers, Seth Curry and Mason Plumlee) in 2011-12.

He began his coaching career as an assistant coach under his father, Jeff Capel II, at Old Dominion University for the 2000-01 season. In 2001, he joined the coaching staff at VCU as an assistant and was promoted to head coach of the Rams for the 2002-03 season—making him, at the time, the youngest head coach in Division I men's college basketball (27 years old).

Capel guided the Rams to an 18-10 mark overall in 2002-03 to tie a school record for wins by a first year coach. VCU also went 12-6 in league play to finish second in the Colonial Athletic Association.

In 2003-04, VCU's CAA Tournament championship game victory over George Mason catapulted the Rams to the NCAA Tournament for the first time since 1996. The Rams lost in the first round to Chris Paul and Wake Forest, but not before putting a major scare into the fourth-seeded Demon Deacons, 79-78. VCU closed the year 23-8 overall and 14-4 in league play. The 23 wins were the most for the program since the 1995-96 season and marked the 11th 20-win season in school history.

Capel's 2004-05 squad finished 19-13 and competed in the National Invitation Tournament, marking just the third time in program history that VCU made consecutive postseason appearances. In his final year, Capel guided the Rams to a 19-10 record, including an 11-7 mark in league play.

Capel compiled a 79-41 (.658) record, including a 50-22 (.694) mark in the CAA, over four years as head coach at Virginia Commonwealth prior to being named the head coach at Oklahoma on April 11, 2006.

While at Oklahoma, Capel led the Sooners to a 96-69 (.582) record overall with two NCAA Tournament trips (2008 & 2009) and was a major factor in the recruitment and development of 2009 National Player of the Year Blake Griffin. Griffin would go on to become the first player from Oklahoma to be selected No. 1 in the NBA Draft, the 2011 NBA Rookie of the Year and the 2011 NBA Slam Dunk champion.

In his first year in Norman, Capel guided his squad to a 16-15 mark despite the departure of three key members of the recruiting class prior to his arrival.

Capel signed Griffin, a McDonald's All-American, in his first full recruiting class and the Sooners quickly showed vast signs of improvement. Oklahoma finished the year 23-12 overall and 9-7 in Big 12 play. The Sooners reached the semifinals of the Big 12 tournament and earned a sixth-seed in the 2008 NCAA Tournament. Capel earned his first NCAA Tournament victory with an opening round win over St. Joseph's before losing to third-seeded Louisville.

In 2008-09, Oklahoma experienced one of the best seasons in school history as the Capel-led Sooners finished 30-6 for the program's fifth 30-win season all-time and reached the Elite Eight of the NCAA Tournament. The Sooners opened the year 25-1 to reach No. 2 in the AP Poll before Griffin was sidelined for a week with a concussion suffered during a late February contest. Capel's Sooners were granted a No. 2 seed for the NCAA Tournament, and easily beat Morgan State, Michigan and Syracuse to reach the Elite Eight. Oklahoma fell to eventual NCAA champion North Carolina, 72-60, despite another outstanding performance from Griffin. The unanimous All-America selection and National Player of the Year finished the NCAA Tournament with 114 points and 60 rebounds, becoming the first player to reach such milestones in over 40 years.

With the early departure of Griffin as well as the graduation of two other starters, Oklahoma was left with an inexperienced although talented team for the 2009-10 season. With two returning starters and three McDonald's All-Americans on the roster the Sooners were ranked in the top 20 of the preseason polls. After a 13-9 start to the season, injuries and youth caught up to the Sooners as the team dropped its final nine games of the season to finish 13-18 overall.

Capel's roster was further depleted for the 2010-11 season as three highly recruited players left school early. In all the Sooners had to replace four of its top five scorers heading into Capel's fifth season at Oklahoma. Despite a roster that featured just two upperclassmen who would play more than 10 minutes per game and two players taller than 6-foot-7, the Sooners battled to a 14-18 record on the year. Seven of Oklahoma's top eight scorers on the season were freshmen or sophomores and those seven players accounted for 70 percent of the team's points on the year.

Capel also has coaching experience on the international level with USA Basketball. In the summer of 2010, he led a USA team featuring Kyrie Irving and Austin Rivers to a 5-0 record and the gold medal at the FIBA Americas U18 Championship in San Antonio, Texas. He was also an assistant coach on a gold-medal-winning USA Men's World University Games Team that featured Duke's Shelden Williams and went 8-0 in Turkey in 2005.

Following his career at Duke, Capel played professionally for two years. He spent the 1997-98 season playing for the Continental Basketball Association's Grand Rapids Hoops. In 1999-2000, he played in France before returning to Grand Rapids. Capel was also drafted in 1997 by the Raleigh Cougars of the USBL.

**Capel's Career Head Coaching Record**

Year	School	Overall	Conference	Notes
2003	VCU	18-10	12-6 (T-2nd)	—
2004	VCU	23-8	14-4 (1st)	NCAA Tournament
2005	VCU	19-13	13-5 (T-2nd)	NIT
2006	VCU	19-10	11-7 (5th)	—
		79-41	50-22	
2007	Oklahoma	16-15	6-10 (T-7th)	—
2008	Oklahoma	23-12	9-7 (T-4th)	NCAA Tournament
2009	Oklahoma	30-6	13-3 (2nd)	NCAA Elite Eight
2010	Oklahoma	13-18	4-12 (t-11th)	—
2011	Oklahoma	14-18	5-11 (t-10th)	—
		96-69	37-43	
<b>Career Record (9 years)</b>		175-110 (.614)		
<b>Conference Record</b>		87-65 (.572)		
<b>NCAA Tournament Record</b>		4-3 (.571)		

**Jeff Capel as a Blue Devil****Career Highs**

Points	28 vs. Virginia, 1/14/95
Rebounds	10 at Virginia, 1/13/96
Assists	11 at North Carolina, 3/4/95
Steals	5; 2x; last vs. UNC Greensboro, 1/15/97
3PT Field Goals	5; 2x; last vs. Murray St., 3/14/97

**Career Statistics**

SEASON	GP-GS	MP	FG-FGA	PCT.	3PT-A	PCT.	FT-FTA	PCT.	REB.	AVG.	PF-DQ	AS	TO	BS	ST	TP	AVG.
1993-94	34-28	899	109-238	.458	32-76	.421	42-64	.656	93	2.7	64-0	108	68	3	21	292	8.6
1994-95	31-29	912	144-323	.446	63-137	.460	36-56	.643	84	2.7	67-2	126	113	5	32	387	12.5
1995-96	31-31	1083	185-492	.376	73-221	.330	71-93	.763	122	3.9	71-3	114	73	5	25	514	16.6
1996-97	33-18	880	142-309	.460	52-119	.437	72-116	.621	91	2.8	68-3	85	74	5	32	408	12.4
<b>Total</b>	<b>129-106</b>	<b>3775</b>	<b>580-1362</b>	<b>.426</b>	<b>220-553</b>	<b>.398</b>	<b>221-327</b>	<b>.676</b>	<b>390</b>	<b>3.0</b>	<b>269-8</b>	<b>433</b>	<b>328</b>	<b>18</b>	<b>110</b>	<b>1601</b>	<b>12.4</b>



During his successful playing career as a Blue Devil, Capel racked up 1,601 points, 433 assists and 220 three-point field goals. He finished his career among Duke’s all-time leaders in minutes played, three-point field goal percentage, three-point field goals and assists. He was a four-year starter for the Blue Devils, helping the team to an 83-46 record and a trip to the 1994 NCAA Championship game. Capel started 28 games as a freshman for a Duke squad that lost to Arkansas in the 1994 national championship game, 76-72.

On February 2, 1995 in the regular season game played at home against North Carolina, with Duke trailing 95-92 at the end of the first overtime, Capel hit a running 40-foot shot at the buzzer which sent the game into double-overtime. Although Duke lost the game 102-100, Capel’s shot was hailed as one of the most memorable plays in Duke basketball history and it was nominated for an ESPY Award for College Basketball Play of the Year.

Capel led the Blue Devils in scoring as a junior (16.6 ppg.) and helped Duke to a No. 8 final AP ranking as a senior. He averaged 26.5 points over Duke’s two NCAA Tournament games in 1997, the same season he was named an Academic All-ACC selection.

A standout prep performer, Capel was named the 1993 North Carolina High School Player of the Year after averaging 23.8 points, 5.1 rebounds and 7.7 assists for 31-1 state champion Fayetteville South View. He also set school career records for points (2,066), rebounds (668) and assists (663).

Capel, who graduated from Duke with a bachelor’s degree in history in 1997, and his wife, Kanika, married in 2003. They have two daughters, Cameron and Sydney, and a son, Elijah.

Capel’s younger brother, Jason, was a four-year starter at North Carolina and is currently the head coach at Appalachian State.

Jeff Capel Quick Facts

Birthdate February 12, 1975

High School South View, Hope Mills, N.C.

College Career Four-year letterman, Duke, 1994-97

College Degree B.A., History, Duke, 1997

College Honors  
Co-captain, 1996 & 1997  
Third team All-ACC, 1996  
NCAA Tournament All-South Regional Team, 1994  
Great Alaska Shootout All-Tournament Team, 1995  
All-ACC Academic Team, 1997

Coaching Career  
Assistant Coach, Old Dominion, 2000-01  
Assistant Coach, Virginia Commonwealth, 2001-02  
Head Coach, Virginia Commonwealth, 2002-2006  
Head Coach, Oklahoma, 2006-2011  
Assistant Coach, Duke, 2011-present

STAFF

**Nate James**

Special Assistant  
Sixth Season at Duke  
Duke, 2001

Former Duke standout Nate James has been a member the Blue Devils' staff since the 2007-08 season, serving as an assistant strength and conditioning coach for one year and spending three seasons as an assistant coach prior to being named a special assistant on April 8, 2011.

James, a Washington, D.C. native, is among former Duke standouts Steve Wojciechowski (associate head coach), Chris Collins (associate head coach) and Jeff Capel (assistant coach) who are former Blue Devil captains on Mike Krzyzewski's staff.

"Nate has done a very good job with us as an assistant coach and he will continue to be a huge asset to our program in his new role," said Krzyzewski. "He has a bright future ahead of him and this opportunity will help him continue to grow and develop."

As an assistant coach from 2008-2011, James helped the Blue Devils to a 95-17 record with three ACC Tournament titles and the 2010 NCAA Championship. Although his new role will not include on-court coaching, he will continue to assist the staff in developing game strategies, breaking down game film, planning practices and contributing in staff meetings.

In 2010-11, James helped guide Duke to its third straight ACC title and the program's 12th 30-win season. He assisted in the development of both perimeter and post players, particularly sophomores Andre Dawkins, Ryan Kelly and Mason Plumlee. The trio more than doubled its production from 2009-10, combining to average 21.9 points and 14.0 rebounds per game while shooting 52.8 percent (307-of-581) from the field.

As a coach who had won a national championship as a player in 2001, James' insight helped the Duke squad as it made its run to the national championship in 2010 along with ACC Tournament, ACC Regular Season and NIT Season Tip-Off titles. In the 2009-10 season, James helped guide one of the nation's top defenses as the Blue Devils held opponents to 61.0 points per game. Duke ranked 14th out of 334 teams in rebounding margin, mainly due to the improvement of the post players under James and Wojciechowski. One of those post players, senior Brian Zoubek, set the school record for offensive rebounds in a single season with 143. The other starter on the inside, senior Lance Thomas, was named to the ACC All-Defensive team by the coaches and the media.

In his first season as a Duke assistant coach, James worked with the inside players. He helped coach Kyle Singler to second team All-ACC honors as he became only the sixth sophomore in Duke history to reach 1,000 career points. Singler averaged 16.5 points and 7.7 rebounds per game on his way to earning honorable mention All-America honors by the Associated Press.

James played in 135 games from 1997-2001 with 63 starts. He scored 1,116 points, had 500 rebounds and shot 47.3 percent from the floor. While known mostly for defense and rebounding, he also hit 11 career three-pointers. Duke won or shared the ACC regular-season championship in all five years that he was on the team, a feat achieved by no other player in league history.

James brought a warrior mentality to the court that set an example for his teammates and contributed to many victories. Sometimes that meant scoring, as

**Nate James Quick Facts**

<b>Birthdate</b>	August 7, 1977
<b>High School</b>	St. John's at Prospect Hall, Washington, D.C.
<b>College Career</b>	Four-year letterman, Duke, 1996-2001
<b>College Degree</b>	B.A., Sociology, Duke, 2001
<b>College Honors</b>	Co-captain, 2000, 2001 Third Team All-ACC, 2001 Second Team ACC All-Tournament, 2000, 2001 Glenn E. "Ted" Mann Jr. Award, 1999
<b>Coaching Career</b>	Asst. Strength & Conditioning Coach, Duke, 2007-08 Assistant Coach, Duke, 2008-11 Special Assistant, Duke, 2011-present

in the 26 points he had against Texas to help Duke win the 2001 Preseason NIT or the career-high 27 that he scored at Clemson later that year on 10-of-14 shooting. James' warrior spirit usually showed in the way he went after loose balls and rebounds, the way he defended, the way he attacked weight training workouts – all activities that led one publication to name him the ACC's most underrated player in 2001. ACC coaches, meanwhile, named him to the league's all-defensive team, while the media voted him third team All-ACC as a senior.

Three of James' most noteworthy moments were against Maryland in 2001. In the final seconds at College Park, not far from his home, he hit a pair of free throws in the face of an antagonistic crowd to send the game into overtime. In the ACC semifinals, his penchant for finding offensive rebounds led to the winning tip-in just moments before the final buzzer. And in the second half of the NCAA semis in 2001, James stepped up to lock down Juan Dixon, who had torched the Blue Devils for 16 first half points. Dixon scored just three points in the second half as Duke rallied from a large deficit for the win.

One of his most significant contributions to the 2001 NCAA crown was the way he handled his move out of the starting lineup late in the year. James had started 29 straight games heading into the regular season finale against North Carolina. But Mike Krzyzewski wanted to rework his lineup after an injury to Carlos Boozer, so he decided he needed James to come off the bench. James accepted the move and played over 24 minutes per game in Duke's nine postseason victories. James' unselfishness prompted head coach Mike Krzyzewski to state that James may have been the biggest winner of all: "When he walked off the court in Minneapolis, he was not only a champion in basketball – Nate James was a champion in life."

A 2001 Duke graduate, James scored over 1,000 career points as a member of the program from 1996-2001. He helped the Blue Devils to a 71-9 ACC regular season record and is the only player in ACC history with five straight regular season conference titles (he redshirted in 1998 after playing in six games).

James, a two-time team captain, played on a pair of Final Four teams, including Duke's 2001 NCAA Championship squad. As a senior, James averaged 12.3 points, 5.2 rebounds and 1.6 steals per game while helping the Blue Devils to a 35-4 record. He earned All-ACC and ACC All-Defensive team honors in his 2001 senior season.

With 117 career victories James is among the winningest players in school history, ranking tied for sixth with Danny Ferry. Duke posted a winning percentage

**Nate James as a Blue Devil****Career Highs**

Points	27 at Clemson, 2/7/01
Rebounds	10 at Virginia, 2/11/99
Assists	7 vs. USC, 11/27/99
Steals	5; 3x: last vs. Maryland, 2/27/01
Blocks	3 vs. Campbell, 1/13/97

**Career Statistics**

SEASON	GP-GS	MP	FG-FGA	PCT.	3PT-A	PCT.	FT-FTA	PCT.	REB.	AVG.	PF-DQ	AS	TO	BS	ST	TP	AVG.
1996-97	17-1	144	15-36	.417	5-16	.313	11-20	.550	34	2.0	16-0	8	14	4	8	46	2.7
1997-98	6-0	41	6-14	.429	2-5	.500	7-9	.778	9	1.5	5-0	0	6	1	4	21	3.5
1998-99	39-0	573	69-152	.454	15-52	.288	43-65	.662	102	2.6	52-1	34	53	6	26	196	5.0
1999-00	34-33	970	136-290	.469	46-122	.377	55-77	.714	128	4.3	71-3	63	63	8	47	373	9.1
2000-01	39-29	1085	161-326	.494	43-137	.314	115-144	.799	202	5.2	78-0	42	63	8	62	480	12.3
<b>Total</b>	<b>135-63</b>	<b>2813</b>	<b>387-818</b>	<b>.473</b>	<b>111-331</b>	<b>.335</b>	<b>231-315</b>	<b>.733</b>	<b>500</b>	<b>3.7</b>	<b>222-4</b>	<b>147</b>	<b>199</b>	<b>27</b>	<b>147</b>	<b>1116</b>	<b>8.3</b>


of .867 (117-18) with James on the court, placing him sixth on the career list. Along with his five regular season ACC championships, he was also a member of three ACC Tournament Championship squads at Duke.

James made his mark on the Duke records book as a player. He is one of 60 players in school history to score over 1,000 career points and now ranks 50th on the all-time list with 1,116 points in his career. In 135 career games he averaged 8.3 points and 3.7 rebounds per game while shooting .473 (387-of-818) from the field. He is one of 45 players in Duke history with 500 career rebounds and ranks 23rd all-time at Duke with 147 career steals.

Following his career at Duke, James played professionally in the United States and overseas from 2002-2007. After being named the Carolinas Basketball League Most Valuable Player in 2003, James spent various parts of the next five seasons playing in Bosnia, Brazil, France, Germany, Greece, Holland, Hungary, Italy, Japan, Philippines, Poland and Russia. He was also with the Philadelphia 76ers during their training camp in 2004.

In the off-season, James has directed a summer basketball camp with former Blue Devil Chris Carrawell in Durham. The camp teaches the importance of fundamentals in the game of basketball and life.

James earned his degree in sociology with a minor in African-American studies in 2001. He is married to Bobbi Baker-James and currently resides in Durham. The couple has one son, Nathaniel Drake James III.



**Pat Thompson**

Director of Basketball Operations  
Second Season at Duke  
Duke, 2011

Pat Thompson begins his first season as Duke's Director of Basketball Operations and his second year on staff. As the Director of Basketball Operations, Thompson is responsible for scheduling all team practices, meals, and meetings, disseminating information between the coaching staff and support staff, managing the Nike equipment for the program and assisting with the day-to-day activities of the coaching staff. Thompson also coordinates the annual Coaches Clinic, functions as the basketball commissioner for the annual K Academy and helps lead the summer Coach K Basketball Camps as the assistant director.

A Hamilton, N.J., native, Thompson joined the Duke Basketball staff as the Graduate Assistant after graduating from Duke University in May of 2011 with a degree in public policy studies. During his time as an undergraduate, Thompson served as a four-year student manager with the Duke Basketball team, earning the Gopal Varadhan Senior Manager Award after the 2010-2011 season. During his senior year, Thompson was recognized by The UPS Store as one of the top four student managers in the nation. In addition to his responsibilities with basketball as an undergraduate, Thompson also served as a cadet in Duke's Army ROTC program and earned a commission as a Second Lieutenant in the United States Army upon graduation in May, 2011.

Thompson currently serves as the lead intelligence officer for the 422nd Civil Affairs Battalion in the United States Army Reserve. He graduated from the United States Army's Airborne School at Ft. Benning, Ga., in August 2011, earning the Army Parachutist Badge. Thompson also graduated from the Basic Officer Leaders Course for Military Intelligence at Ft. Huachuca, Ariz., in May 2012. During his time at Ft. Huachuca, Thompson earned the German Armed Forces Proficiency Badge in Gold for completing a series of physical tests at a high standard. He also earned the Army Achievement Medal in recognition for his writings on counterterrorism and counterinsurgency. Thompson plans on continuing to serve in the United States Army while working for the Duke basketball team.



**Casey Stevenson**

Operations Assistant  
First Season at Duke  
Duke, 2012

Casey Stevenson begins his first season as operations assistant for the Duke men's basketball program. In this role, he works closely with the Director of Basketball Operations and Video Coordinator. Stevenson also works in conjunction with the directors of the Coach K Basketball Camp and the K Academy during the offseason.

A Raleigh, N.C., native, Stevenson graduated from Duke in 2012 with a degree in international comparative studies with a certificate in markets & management studies. As an undergraduate, Stevenson was a manager on the basketball team for two seasons. He also played on the club basketball team during his freshman and sophomore years.

Stevenson played high school basketball and soccer at Ravenscroft and was a teammate of Duke senior Ryan Kelly. He is the fifth member of the Stevenson family to graduate from Duke. His older brother, Kevin, was a four-year letterwinner on the Duke soccer team and a captain as a senior in 2007. Stevenson's father, Gary, is currently president of Pac-12 Enterprises.



### Kenny King

Student Life & Campus Relations Coordinator  
10th Season at Duke  
Duke, 2000

Kenny King enters his 10th year working with the Duke basketball program on a full-time basis. King returned to his alma mater during the summer of 2002 as the basketball program's academic and recruiting coordinator. While his primary focus remains the team's academic endeavors, his role in 2007-08 was broadened to include all aspects of student life.

King's main responsibilities include class scheduling, tutoring, time management and long-term academic and career planning, and serving as the liaison for campus affairs. As the scope of the program has become more global, King continues to strengthen communication between the undergraduate faculty while expanding his reach to include the graduate, professional and international communities. In addition to his academic and campus duties, King is also involved in Duke's day-to-day basketball operations. He assists the Blue Devil coaching staff with various recruiting responsibilities and the coordination of the Coaches' Clinic. King also assists with the direction of Mike Krzyzewski's basketball camp and the K Academy.

King served four years as a student manager at Duke from 1996-2000. Following his graduation in 2000, King worked at Morgan Stanley for two years as an Analyst in the Fixed Income Division both in their New York and London offices.

King, a native of Harrison, N.Y., graduated cum laude from Duke with a Bachelor of Science degree in economics and minor in chemistry. He also earned his MBA from Duke's Fuqua School of Business in the spring of 2008. A graduate of Iona Preparatory School, King and his wife, the former Robin Hutchison, have three sons, John Kenny III "Jack", William and Alexander and one daughter, Katherine.



### William Stephens

Strength & Conditioning Coach  
15th Season at Duke  
N.C. Central, 1987

Strength and conditioning coach William Stephens is in his 15th season with the Duke athletics program. Stephens is the strength and conditioning coordinator for men's and women's basketball.

Stephens is a native of Whiteville, N.C. A 1983 graduate of West Columbus High School in Cerro Gordo, N.C., Stephens was a Three Rivers first team All-Conference offensive lineman in 1982. He graduated from N.C. Central University in 1987 with a degree in criminal justice. Stephens worked 13 years in law enforcement before moving into athletics. He was an accomplished weightlifter, as he was a three-time State Drug-Free Powerlifting champion from 1991-93. He also held the state record in the deadlift (661 lbs.) in 1993 and won a gold medal at the World Championships for Law Enforcement in 1994.

Stephens, his wife Nancy, and his son, William (P.J.) reside in Morrisville.



### Kevin Cullen

Video Coordinator  
Fifth Season at Duke  
Duke, 2007

Kevin Cullen, a 2007 Duke graduate, enters his fifth year as Duke Basketball's video coordinator. In this role, he is responsible for overseeing all aspects of the team's film and video needs, including opponent scouting, coordinating film exchange, managing the video room and supplying coaching staff with game film. Cullen also works in coordination with the director of basketball operations to help perform administrative duties and also assists at the K Academy and Coach K Basketball camps.

Cullen joined the program after spending one year as a support manager with Sportstec, USA. In his previous position, he trained Sportstec customers to use the software and develop workflows to enhance the product. He also managed customer accounts in the Southeast United States and developed the platform for Sportstec's future user interface.

A Durham, N.C., native, Cullen was a student manager and assistant video coordinator for the men's basketball program as an undergraduate. In addition to assisting the staff and team with logistics relating to practice, scouting, games and travel, he worked closely with the director of basketball operations to coordinate all video needs for the staff. He was the 2007 recipient of the Gopal Varadhan Senior Manager award.



### David Bradley

Recruiting & Communications Coordinator

David Bradley, a 2004 Duke graduate, enters his ninth year as Duke basketball's recruiting coordinator and his fourth as the program's communications coordinator. He coordinates the team's recruiting efforts in collaboration with the coaching staff, assists in marketing Duke basketball, Coach K and the Duke Legacy Fund, and creates a variety of team publications.

In addition, Bradley manages the team's Blue Planet brand, which includes producing the team magazine, designing and maintaining the team's website, and helping to coordinate various video features.

The West Simsbury, Conn., native earned his bachelor's degree from Duke in sociology while minoring in political science, and he graduated cum laude with honors in sociology. In addition, he assisted the director of basketball operations with all aspects of the recruiting process.





**Gerry Brown**

Executive Assistant to Mike Krzyzewski

Gerry Brown begins her 26th season with Duke Basketball and her 18th season as Coach Krzyzewski's assistant. She works closely with numerous senior university and athletic administrators and the Duke basketball staff in coordinating Coach Krzyzewski's calendar and assists Coach K with all of his travel and recruiting responsibilities. Brown is also in charge of coordinating all of Coach Krzyzewski's autograph

requests in addition to the ticket requests that the basketball office receives and those of the coaching staff and players.

This is her 29th year working at Duke University. She has also worked for the Physical Education Department and the Athletics Ticket Office.

Brown and her husband, Philip, reside in Durham. They have two grown children, Philip and Megan.



**Laura Ann Howard**

Administrative Assistant

Laura Ann Howard is in her 22nd season in the Duke basketball office as an administrative assistant. She works closely with the Blue Devil assistant coaches, assisting them with their schedules, travel and recruiting responsibilities. Howard coordinates administrative duties involving the Duke basketball staff and players. She is also in charge of coordinating all player autograph requests.

Howard and her husband, Steve, reside in Durham with their two daughters, Rachel Ann and Emma, and their son, Jake.



**Lindy Frasher**

Performance Development Coordinator

Lindy Frasher begins her 10th season working with the Duke basketball team.

Under the supervision of Dr. Keith Brodie, Frasher provides guidance and support to student-athletes, instructs them on performance enhancement techniques and consults with the coaching staff to evaluate the team's progress and well-being. Frasher is visible at the team's practices and at coaches' meetings to give the student-athletes and staff a non-basketball perspective on the development of the team.

In addition to her responsibilities at Duke, she begins her sixth year as psychology instructor and student advisor at Durham Academy.

Frasher graduated magna cum laude from Wake Forest University in 1999 with a B.S. in psychology and minors in Spanish and theater. She earned her master's degree in clinical psychology from Pepperdine University in 2001.

The middle daughter of Mike Krzyzewski, Frasher and her husband, Steve, reside in Durham. They have two sons, Quin and Remington.



**Col. Tom Rogers**

Special Assistant

Col. Tom Rogers, formerly an assistant basketball coach for Mike Krzyzewski, is still involved with the Duke basketball program as a special assistant.

Rogers graduated from the U.S. Military Academy in 1947 and served in the Army until 1977, when he retired as a colonel. Before coming to Duke, he served as an officer representative, basketball advisor and recruiting coordinator for all sports at West Point.



**Jose Fonseca**

Athletic Trainer

Jose Fonseca is in his ninth year as basketball athletic trainer at Duke University. Fonseca arrived at Duke after spending two seasons in a similar role at University of Nebraska, where he also assisted with the Cornhuskers' nationally-ranked football program. Prior to Nebraska, he was the athletic trainer for men's basketball and baseball at East Tennessee State University from 1999-2002.

Originally from San Salvador, El Salvador, Fonseca earned a bachelor's degree in exercise and sports science with an emphasis in athletic training at The Pennsylvania State University in 1997. He returned to Penn State to earn his master's degree in kinesiology in 1999.

He is married to the former Janna Cinnamon of Omaha, Neb. The couple has one son, Pedro "Pete" and one daughter, Alexis.



**Nick Potter**

Asst. Director of Athletic Rehabilitation

Nick Potter is in his seventh year as the assistant director of athletic rehabilitation at Duke University. In addition to providing rehabilitation for Duke athletes, he is an instructor in the doctor of physical therapy program in Duke's School of Medicine.

Potter entered his current position after completing the sports physical therapy fellowship at Duke Sports Medicine. Prior to his fellowship, he completed a combined orthopedic residency/manual therapy fellowship at Sports Medicine of Atlanta.

Originally from Buffalo, N.Y., Potter earned his bachelor's degree in sports medicine with emphases in athletic training and pre-physical therapy at Mercyhurst College in 2001. He was a four-year letterman on the men's soccer team, helping the Lakers to four GLIAC Championships and a NCAA national semifinal appearance in 1998. Potter earned his doctorate in physical therapy from Duke in 2004.



**Dave McClain**

Head Equipment Manager

David McClain enters his 19th year with the Duke athletics department. He works with the men's basketball program, olympic sports, intramurals, club sports and physical education classes as the equipment manager.

He is responsible for the organization and upkeep of the team's uniforms and equipment for both practices and games.

McClain, a native of Mooresville, N.C., is a 1988 graduate of Clemson University with a bachelor of science degree in industrial education.

McClain and his wife, Lisa, have two children, Ashley and Kristin. The McClain family resides in Mebane.

**Jon Jackson**

Associate AD/University &amp; Public Affairs

Jon Jackson was promoted to Associate Athletics Director for University & Public Affairs in August, 2009 after serving as assistant director of athletics for communication since July, 2007. Jackson is responsible for handling media activities specifically relating to Duke head coach Mike Krzyzewski, as well as coordinating Duke Athletics' official website, GoDuke.com, and the video operations department. Additionally, he serves

as the department's liaison with campus communication groups and is the primary administrator for the Blue Devils' wrestling program. He was named Duke sports information director in January 2000 and held that title for eight years.

Jackson arrived at Duke after serving as an assistant athletic director for communication at Southern Methodist University in Dallas. While at SMU, Jackson oversaw the media efforts for all 17 of SMU's intercollegiate sports and was the primary contact for the Mustang football and men's basketball programs. He began his SMU career as an assistant sports information director in 1991.

Jackson went to SMU after working for one year as a staff assistant at the University of Florida in 1990-91 and three years as a student assistant at the Penn State SID office. He also interned with the United States Olympic Committee during the summer of 1990. A native of Lebanon, Pa., Jackson graduated from Penn State with distinction in 1990 with a bachelor of arts degree in mass communication.

Jackson, his wife Cheryl, their son Evan and his daughter, Kailey, reside in Durham.

**Duke Returning Student Managers**

(Front Row - L-R) - Mike Sotsky, Ian McKiernan, Derek Rhodes, Sean Kelly. (Second Row - L-R) - Jamie Stark, Kyle Mumma, Kate Wheelock, John McGinty, Scott Lamson

**Matt Plizga**

Associate Sports Information Director

Matt Plizga enters his 12th year as a member of the Duke Sports Information Department. He joined the SID staff as an intern in 2001 and was promoted to assistant sports information director during the spring of 2003. Plizga was promoted to associate sports information director in 2007 and handles all media activities relating to the men's basketball and men's golf programs.

During his tenure at Duke, Plizga has also worked with the football, women's lacrosse, field hockey, fencing, rowing, volleyball, women's basketball and wrestling programs.

Plizga graduated from Penn State Erie - The Behrend College in 1999 with a bachelor of arts degree in communication studies. He was a four-year letterman on the men's basketball team, helping the Lions to the 1999 ECAC Championship. As an undergrad, Plizga did an internship in the sports information office and was the sports editor of the school paper for three years.

Upon graduation, he served a two-year graduate assistantship at Edinboro University, earning a master's degree in speech and communication studies. Plizga also worked the sports desk at the Erie Daily Times and did other freelance work for various sports publications during grad school.

A Windsor, Ohio, native, Plizga resides in Durham with his wife, Erin, and their two sons, Zander and Zachary.

**Chris Cook**

Assistant Sports Information Director

Chris Cook joined the Duke sports information staff in July of 2007 as a sports information staff assistant and was promoted to assistant sports information director in July of 2008.

Cook currently serves as the secondary contact for the football and men's basketball programs and as the primary contact for the fencing and rowing programs. He is also the editor of the Duke Football Gameday

Program and was the primary contact for Duke's baseball and volleyball teams from 2007-11.

A native of Charleston, S.C., Cook is a 2006 graduate of Wofford College with a degree in English. Following graduation, he joined the Wofford sports information staff as a sports information assistant and served as the primary media contact for the baseball, men's and women's tennis, volleyball, men's and women's track and field and cross country teams, while also working with the football, men's basketball and women's basketball teams. Additionally, he served as the editor of the Wofford Football Game Day Program.

In addition, he served stints with the Charleston Post & Courier, Spartanburg Herald-Journal and Wofford's student newspaper, The Old Gold & Black.

Cook and his wife, Mary Jane, have a daughter, Susan, and currently reside in Hillsborough, N.C.

# Duke Basketball Legacy Fund

Duke basketball and world-class success are synonymous. Building the financial infrastructure of the program through the Duke Basketball Legacy Fund and its other development initiatives are imperative to continue that success. Coach K's driving force behind the mission to build an everlasting basketball program speaks for his desire to see the program sustained well past his coaching days.

The Legacy Fund began in January 2000 with the aim to establish a comprehensive endowment fund for player scholarships, coaches' salaries and operational budget, build a capital fund to enhance historic Cameron Indoor Stadium, address year-round training needs and meet the overall demands of the program well into the future. Each of the 33 active partners to the fund have contributed a minimum of \$1 million each and contributed a total of over \$65 million to date. In September of 2012, Steve and Judy Pagliuca gave a \$2.5 million gift to endow two assistant coaching positions and to name the annual Coaches' Award for Duke Basketball. The gift officially closes the named endowment opportunities (head coach, three assistant coaches, 13 scholarships) that were presented when the Legacy Fund was created in 2000.

One of Duke's all-time greats and one of only 13 players in school history to have his jersey number retired, Grant Hill, has once again led the Blue Devils by serving as the Chairman of the Duke Basketball Legacy Fund. He accepted the position, as he has everything in his life, with a full commitment to excellence. The six-time NBA All-Star and three-time college All-American led off the fundraising initiative with a \$1 million gift to endow a scholarship in his and his wife Tamia's names.

A total of 12 player scholarships and one-and-a-half manager scholarships have now been fully endowed. The contributions of Legacy Fund members has also led to several facility upgrades, including renovations to Cameron Indoor Stadium, the Schwartz/Butters Athletic Center and the building of Michael W. Krzyzewski Center - Dedicated to Academic & Athletic Excellence.

The Legacy Fund has also funded a foreign basketball trip to London in 2003, upgraded recruiting travel with strategic use of private planes and fully funded and outfitted the Duke Basketball Museum & Duke Athletics Hall of Fame in the Schwartz/Butters Athletics Center in 2010.

Several other programs have grown from the initial and unique Legacy Fund development plan. In 2002, Duke became just the second school to initiate a Venture Capital Co-Investment Fund within an athletic department and that group now numbers 17 strong with each investor giving a \$50,000 gift. Duke basketball's connection with the Fuqua School of Business has translated into the annual Coach K / Fuqua Conference on Leadership and five years ago established the unique Fuqua / Coach K Center on Leadership & Ethics.

Another anchor to the year-round Duke Basketball efforts has been the summer basketball fantasy camp, the K Academy. Each year campers from around the country join Duke's former players for a five-day, one-of-a-kind Duke basketball experience. This past summer, 80 campers and over 30 former Duke players came to Cameron for the experience.

As National Coach of the Decade for the 1990s and Duke's visionary leader, Coach K endeavors to secure the future of the program. With the creation of the Duke Basketball Legacy Fund, the program's heralded past as well as its future success will be forever linked.

## Duke Basketball Endowed Scholarships

### Grant & Tamia Hill Scholarship

2001	Nate James
2002	Mike Dunleavy
2003	Dahntay Jones
2004	Chris Duhon
2005	J.J. Redick
2006	Shelden Williams
2007	Josh McRoberts
2008	Gerald Henderson
2009	Greg Paulus
2010	Jon Scheyer
2011	Kyle Singler
2012	Miles Plumlee
2013	Seth Curry

### David T. Borman Memorial Scholarship

2003	Andy Borman
2004	Andy Borman
2005	Shavlik Randolph
2006	Sean Dockery
2007	Jamal Boykin
2008	Martynas Pocius
2009	Brian Zoubek
2010	Ryan Kelly
2011	Casey Peters
2012	Marshall Plumlee
2013	Todd Zafirovski

### Kevin & Gayla Compton Scholarship

2004	J.J. Redick
2005	Shelden Williams
2006	DeMarcus Nelson
2007	Greg Paulus
2008	Nolan Smith
2009	David McClure
2010	Andre Dawkins
2011	Josh Hairston
2012	Seth Curry
2013	Marshall Plumlee

### Gunnar Peterson Scholarship

2004	Sean Dockery
2005	Lee Melchionni
2006	Greg Paulus
2007	Lance Thomas
2008	Brian Zoubek
2009	Gerald Henderson
2010	Nolan Smith
2011	Miles Plumlee
2012	Michael Gbinije
2013	Ryan Kelly

### Capt. Bill Krzyzewski Scholarship

2004	Nick Horvath
2005	Daniel Ewing
2006	J.J. Redick
2007	DeMarcus Nelson
2008	DeMarcus Nelson
2009	Jon Scheyer
2010	Kyle Singler
2011	Nolan Smith
2012	Ryan Kelly
2013	Mason Plumlee

### Michael & Candace Olander Scholarship

2006	Lee Melchionni
2007	David McClure
2008	Greg Paulus
2009	Nolan Smith
2010	Miles Plumlee
2011	Seth Curry
2012	Mason Plumlee
2013	Rodney Hood

### The Class of 1986 Scholarship

2007	Jon Scheyer
2008	Kyle Singler
2009	Elliot Williams
2010	Lance Thomas
2011	Kyrie Irving

2012	Andre Dawkins
2013	Rasheed Sulaimon

### The Steve & Melinda Duncker

2008	Jon Scheyer
2009	Lance Thomas
2010	Brian Zoubek
2011	Mason Plumlee
2012	Tyler Thornton
2013	Alex Murphy

### The Goodman Family Scholarship

2010	Olek Czyz
2011	Tyler Thornton
2012	Quinn Cook
2013	Amile Jefferson

### The Goodman Family Scholarship II

2013	Josh Hairston
------	---------------

### The Jeremy K. Mario '92 Scholarship

2010	Jordan Davidson
2011	Andre Dawkins
2012	Alex Murphy
2013	Quinn Cook

### The Class of 2010 Scholarship

2011	Andre Dawkins
2012	Austin Rivers
2013	Tyler Thornton

### The Jim Strathmeyer Scholarship

2012	Josh Hairston
2013	Andre Dawkins

### Varadhan Memorial Manager Scholarship

2004	Max Perkins
2005	six senior managers
2006	Brian DeStefano
2007	Kevin Cullen, Chris Lauten Scott Naturman
2008	Chris Lauten
2009	Griffin Tormey, Joey McMahon
2010	Eric Skeffington
2011	Sarah Helfer
2012	John McGinty and Kyle Mumma
2013	Kate Wheelock and Kyle Mumma

### Varadhan Undergrad Manager Scholarship

2011	Pat Thompson
2012	Kate Wheelock
2013	John McGinty

### Varadhan Graduate Fellowship in Basketball

2011	Chris Carrawell
2012	Pat Thompson
2013	Casey Stevenson





### Mike Cragg

Sr. Associate Director of Athletics / Facilities  
& Director of Legacy Fund

Mike Cragg has been an integral part of Duke Athletics for the past 26 years, joining the department in May of 1987 as an assistant sports information director. He was promoted to sports information director in 1990, and then spent 10 years in that role before moving into the director's position of the Duke basketball Legacy Fund during the fall of 1999.

In 2004, Cragg was promoted to associate athletics director and in 2008 he was again promoted into his current position of Senior Associate Athletic Director, overseeing the administration of the Duke Basketball program and also the facilities for intercollegiate and recreation use at Duke. In addition, he is the day-to-day contact with Nike, Inc., as part of the school's comprehensive all-sport partnership and has coordinated the school's detailed Master Facilities Plan for the next 20 years of growth.

Cragg has numerous administrative responsibilities within the basketball program, including the coordination of the annual K Academy, the Duke Venture Capital Co-Investment Fund and the establishment of the Fuqua / Coach K Center of Leadership & Ethics. He also coordinates the planning and implementation of projects in and around Cameron Indoor Stadium, including the \$15 million Michael W. Krzyzewski Center - Dedicated to Academic & Athletic Excellence.

The Basketball Legacy Fund is a unique and intimate donor program established to endow the basketball program as well as finance basketball-related projects. Partners in the fund, which is now at 33 active members, give a minimum gift of \$1 million and have provided over \$65 million in funds since its inception. Serving as Chairman of the Fund is former Duke All-America and multiple All-NBA performer Grant Hill.

Cragg, a native of Yakima, Wash., is a 1986 graduate of the University of Washington. He has helped coordinate media operations at numerous national events, including serving on the NCAA Men's Basketball Final Four Media Coordination Committee in 1993, 1995, 1997, 1998 and 2000. He and his wife, Paige, live in Durham and have two daughters, Shelby and Michaela.

### Duke Basketball Legacy Fund Quick Facts

There have been a total of 41 partners/donors during the history of the Legacy Fund, with a current historical high of 33 active today. The group has contributed over \$65.0 million to Duke basketball related projects including:

- The \$15.0 million Schwartz/Butters Athletic Center
- The \$18.5 million The Michael W. Krzyzewski Center
- Fully outfitting Student-Athlete Academic Center
- Fully outfitting Scharf Hall
- Fully outfitting the Gunnar Peterson Strength and Conditioning Room
- Fully outfitting video theatre and classroom
- Endowment of 13 men's basketball scholarships
- Endowment of head coach position
- Endowment of associate head coach and two assistant coach positions
- Endowing an academic advisor, basketball intern and two-and-a-half student manager positions
- Massive Cameron Indoor Stadium renovations and upgrades include HVAC system, Fox Family Lobby, locker room, training room, concourse floor and memorabilia work, Legacy Room, basketball memorabilia displays, sound system, custom video scoreboard as well as deep cleaning and painting the upstairs seating
- Fully funding and outfitting the Duke Basketball Museum and Duke Athletics Hall of Fame in the Schwartz-Butters Athletics Center
- Upgrading recruiting travel with strategic use of private planes
- Upgrading video/computer technology and equipment
- Funding foreign basketball trips to London in 2003 and China/Dubai in 2011
- Upgrading financial compensation and support to top coaching staff in college basketball
- Initially funding the creation of The K Academy in 2002 - the top college sports fantasy camp in the country
- Initially funding the creation of The Coach K/Fuqua Conference on Leadership in 2001 - the first collaborative athletics/business school venture in the country



### Debbie Krzyzewski Savarino

Assistant Director of Legacy Fund &  
Director of External Relations

Debbie Krzyzewski Savarino joined the Duke staff in August of 2002 and was elevated to the role of assistant director of the Legacy Fund in the summer of 2007. She also coordinates the basketball program's external relations. Savarino began as program coordinator of the K Lab, prior to being named director of external relations for Duke Basketball in August 2004.

Savarino has fundraising responsibilities within the Legacy Fund, a 12-year old fund established to ultimately endow the entire basketball program. In addition, she is the main liaison with Duke basketball's external relationships - most significantly being the Duke Children's Hospital, the Emily Krzyzewski Family Life Center, the Jimmy V Cancer Research Foundation and the K Lab. Savarino also oversees the Duke Basketball banquet and the annual team poster production.

The oldest daughter of Duke head coach Mike Krzyzewski, Savarino is involved in many community activities, including serving on the board of the Emily Krzyzewski Family Life Center. Additionally, she will assist fundraising efforts at Duke, including special event coordination around the K Academy and Legacy Fund events.

A 1993 Duke graduate with a degree in sociology, she and her husband, Peter, reside in Durham with their four children, Joey, Michael, Carlyn and Emelia.



### Rachel Fish Curtis

Associate Director of Legacy Fund  
Director of Athletics Environmental Branding

Rachel Fish Curtis has worked for the Duke Basketball Legacy Fund since July 2001. She was promoted to assistant director of the Legacy Fund in July of 2003 and to associate director in 2007. In 2012, Curtis was also named Duke's director of athletics environmental branding.

Curtis is responsible for coordinating both fund-specific events and other special events at Duke, including the K Academy. She also coordinates the activities of the Venture Capital Co-Investment Fund.

In addition, Curtis oversees the implementation of all display and design components in and around Cameron Indoor Stadium. She also provides display and design ideas for other Duke Athletics teams. Most recently, she oversaw the completion of the Duke Sports Hall of Fame and the Duke Basketball Museum.

Curtis, a 1996 graduate of Duke, and her husband, David, reside in Durham with their three children, Ben, Sophie and Tilley.



### Erin Schwartz

Administrative Assistant/Legacy Fund

Erin Schwartz joined the Duke Basketball Legacy Fund staff in October, 2011.

Schwartz earned a B.S. in Business Administration from Villa Julie College in Stevenson, Maryland.

Schwartz comes to Duke after a stint as an Administrative and Accounting Associate for the North Carolina Subway Group, Inc., in Chapel Hill.

She also worked for the Society for Financial Studies in Chapel Hill, the Adams County Economic Development Corporation in Gettysburg, Pa., the Rotary Club of Gettysburg in Gettysburg, Pa., and OPEN MINDS in Gettysburg.





**Kevin M. White**

Vice President & Director of Athletics  
Adjunct Prof. of Business Administration  
St. Joseph's College, 1972

Kevin M. White was named Duke University's vice president and director of athletics on May 31, 2008. He also serves as an adjunct professor of business administration at the university.

White, 61, joined the Duke family after leading Notre Dame's athletics program to success both on the playing fields and in the classroom from 2000-08. He also has held a number of prominent national leadership roles within intercollegiate athletics, including his service in 2006-07 as president of the National Association of Collegiate Directors of Athletics (NACDA) and in 2005-06 as president of the Division I-AA Athletic Directors Association.

Guided by the Strategic Plan that was approved by Duke's Board of Trustees in April of 2008, White made an immediate impact on Duke Athletics. In addition to leading the department to unprecedented success in competition, he reshaped the organization into a more efficient and modern department; strengthened ties to both campus and community constituents through consistent outreach efforts; successfully oversaw Duke's fundraising efforts during an economic downturn; completed partnerships with major corporate entities to enhance revenue streams; commissioned a master facilities plan to position Duke well into the 21st Century; and emphasized a stronger commitment to the university's intramural, club and recreational sports programs.

Since White's arrival, Duke has captured three NCAA Championships – women's tennis in 2009, men's basketball in 2010 and men's lacrosse in 2010 – and 12 ACC titles (three in 2012). On the strength of 14 teams participating in NCAA Championship competition and robust finishes in several sports, Duke ranked 16th in the 2012 Learfield Sports Directors' Cup standings, which determine an institution's all-around strength in intercollegiate athletics. The 16th-place showing marked the ninth consecutive year that Duke has ended among the nation's top 20 programs. In 2011, Duke placed fifth, matching the school's best finish in the rankings, and its 1171.50 points earned were the most in program history. In White's four years at Duke, the Blue Devils placed 17th (2009), 10th (2010), fifth (2011) and 16th (2012) in the Directors' Cup standings.

Thirty-five Blue Devil teams ranked among the nation's top 10 teams during the past four seasons with six – men's basketball (2009, 2010, 2011), men's lacrosse (2010) and women's tennis (2009, 2010) – reaching No. 1. In all, 56 Duke teams advanced to NCAA postseason competition the last four seasons.

Individually, 126 student-athletes earned All-America, 218 All-ACC and 136 All-Region or District honors the past four years. During White's tenure, Duke boasts nine NCAA individual champions in Curtis Beach (indoor track and field heptathlon in 2012), Juliet Bortoff (outdoor track and field 10k in 2011), Mallory Cecil (women's tennis in 2009), Abby Johnston (three-meter diving in 2011), Nick McCrory (platform diving in 2010 and 2011), and Becca Ward (women's fencing, saber in 2009, 2011 and 2012). In 2012, Duke celebrated two individual NCAA and 10 individual ACC titles.

Academically, Duke teams continued strong performances under White. In the 2012 spring semester, 25 of 26 Blue Devil varsity teams earned grade point averages of 3.0 or better – the exact amount that achieved the same during the fall of 2011.

In two key elements in tracking a department's academic success, Duke ranked among the nation's best again. Duke posted a 97% Graduation Success Rate (GSR) and 14 teams achieved a 100% GSR. Thirteen Blue Devil teams were ranked in the top 10% of their respective sports in the most recent Academic Performance Rate (APR) Report, including the men's basketball and football teams. In the 2012 report, Duke (989) ranked second among all FBS schools, behind only Northwestern (995), and seventh among all Division I – FBS and FCS – programs. Individually in 2012, seniors Sophia Dunworth (women's volleyball) and Becca Ward (women's fencing) received prestigious NCAA Postgraduate Scholarships. Eight Duke student-athletes were selected CoSIDA Academic All-America, while 26 others received National Scholar-Athlete or Scholar All-America accolades. In White's four-year tenure, former women's tennis player Parker Goyer won a Rhodes Scholarship (2009), while track athlete Sally Liu (2009) and Allie Speidel (2011) earned Marshall Scholarships.

Under White, Duke has continued its focus on outreach to the local community. Modeling the NCAA CHAMPS/Life Skills program's commitment to service, learning projects and outreach, approximately 500 Duke student-athletes across all sports participated in a combined effort of more than 2,000 community service hours.

White's commitment to the overall mission of the university remains clear. In May 2011, Duke Athletics announced that a portion of ticket sales from Blue Devil regular season home sporting events will be directed to the Duke University Libraries. Per White's vision, the Duke Athletics Library Fund will generate significant unrestricted revenue for the Duke University Libraries to support teaching and research across the institution.

In 2011-12, several facility projects were completed, impacting many of Duke's 26 varsity sports. The Pascal Fieldhouse, an 80,000 square-foot multi-purpose facility that houses a 120-yard playing surface for the football program and other on-campus recreational activities, was completed and dedicated. The reconstruction of Williams Field, home to the Duke field hockey team, was also completed, as were minor renovations to the golf course. Major upgrades of soccer practice fields also began in 2012.

White, who holds a Ph.D. in education, has taught graduate-level classes since 1982 and currently teaches a sports business course in Duke's Fuqua School of Business as part of Duke's MBA program.

In August 2003, SI.com (the Sports Illustrated web site) listed White, then at Notre Dame, third in its rankings of the most powerful people in college football. In January 2004, The Sporting News listed him in its Power 100 as third among five names in the "front office" category (and the lone college athletics director among the 100).

White previously served on numerous NCAA committees, including being an ex-officio member of the NCAA Committee on Academic Performance and a member of its Penalty and Rewards subcommittee. For several years, he was a representative with the football Bowl Championship Series. Additionally, White was part of the NCAA Coalition on Intercollegiate Athletics (COIA) that dealt with academics, fiscal reform and student-athlete well-being. Currently, he is the secretary of NCAA Football, a non-profit corporation that acts as the "collective voice to promote college football," and serves on the Black Coaches and Administrators Board of Directors.

Given his background and success, it is not surprising that 21 current or former directors of athletics were mentored by White. That impressive list includes Jim Sterk of Washington State and San Diego State, Tom Boeh of Ohio University and Fresno State, Ian McCaw of Northeastern, Massachusetts and Baylor, Bruce Van De Velde of Utah State, Iowa State and Louisiana Tech, Herman Frazier previously of Alabama-Birmingham and Hawaii, Rudy Keeling formerly of Emerson and now commissioner of the Eastern College Athletic Conference (ECAC), Scott Devine of St. Mary's College (Md.), Tom Collins formerly of Ball State, Tim Van Alstine of Western Illinois, Mark Wilson of Tennessee Tech, Bubba Cunningham of Ball State, Tulsa and North Carolina, Sandy Barbour (who followed him at Tulane) of California-Berkeley, Jim Phillips of Northern Illinois and Northwestern, Bernard Muir of Georgetown, Delaware and Stanford, Sandy Hatfield Clubb of Drake, Vic Cegles of Long Beach State, Norwood Teague of Virginia Commonwealth and Minnesota, Bob Brier previously of Loras College, Greg Capell previously of Loras College, Boo Corrigan of Army, and Bill Scholl of Ball State.

Prior to joining Notre Dame in 2000, White served as athletic director at Arizona State University, Tulane University, the University of Maine and Loras College in Iowa, where he originated the National Catholic Basketball Tournament.

Before becoming an administrator, White served as head track and field coach at Southeast Missouri State (1981-82) and assistant cross country and track and field coach at Central Michigan (1976-80). He began his coaching career at Gulf High School in New Port Richey, Fla., coaching cross country and track and assisting in football and wrestling.

White earned his Ph.D. from Southern Illinois University in 1983 with an emphasis on higher education administration. In 1985, he completed postdoctoral work at Harvard University's Institute for Educational Management. He earned his master's degree in athletics administration from Central Michigan University in 1976 and his bachelor's degree in business administration in 1972 from St. Joseph's College in Rensselaer, Ind., where he also competed as a sprinter.

White and his wife, Jane, a former college track and field coach, have five children and nine grandchildren.

## Senior Administration



**Dr. Chris Kennedy**  
Deputy Director of Athletics



**Stan Wilcox**  
Deputy Director of Athletics



**Tom Coffman**  
Senior Associate Director of Athletics/Development & Planning



**Mike Cragg**  
Senior Associate Director of Athletics/Facilities



**Brad Berndt**  
Associate Director of Athletics/Student Services



**Cindy Hartmann**  
Associate Director of Athletics/Compliance



**Gerald Harrison**  
Associate Director of Athletics/Human Resources



**Jon Jackson**  
Associate Director of Athletics/Media Relations & Public Affairs



**Nina King**  
Associate Director of Athletics/Chief of Staff



**Mitch Moser**  
Associate Director of Athletics/Chief Financial Officer



**Jacki Silar**  
Associate Director of Athletics/Senior Women's Administrator



**Mike Sobb**  
Associate Director of Athletics/External Affairs



**Leslie Barnes**  
Assistant Director of Athletics/Student-Athlete Welfare



**Art Chase**  
Assistant Director of Athletics/Sports Information



**Todd Mesibov**  
Assistant Director of Athletics/Compliance



**Gina Rosser**  
Assistant Director of Athletics/Business Operations



**Tony Sales**  
Assistant Director of Athletics/Football



**Jack Winters**  
Assistant Director of Athletics/Iron Dukes



**James Coleman**  
Chairman,  
Duke Athletic Council



**Martha Putallaz**  
Faculty Athletic Representative

## Duke All-Time Directors' Cup Finishes

Year	Finish	Points	ACC Finish
1993-94	26th	451.5	4th
1994-95	21st	423.5	3rd
1995-96	39th	409.5	6th
1996-97	23rd	506.5	3rd
1997-98	28th	290.0	3rd
1998-99	7th	510.0	1st
1999-00	24th	566.0	3rd
2000-01	16th	722.0	2nd
2001-02	30th	600.0	4th
2002-03	21st	643.0	3rd
2003-04	18th	706.5	2nd
2004-05	5th	1,021.25	1st
2005-06	8th	851.25	2nd
2006-07	11th	988.25	2nd
2007-08	19th	821.0	4th
2008-09	17th	891.80	4th
2009-10	10th	982.75	4th
2010-11	5th	1171.50	1st
2011-12	16th	721	2nd

---

## **2011-12 SEASON IN REVIEW**

Season Notes/Awards	64-65
Results	66
Final Statistics	67-68
Box Scores	69-74
ACC Individual Stats	75
All-ACC Teams	75
ACC Team Stats	76

## 2011-12 News &amp; Notes

## Duke Goes 4-0 In Friendship Games

• Duke fans received a sneak peak of the 2011-12 season in August when Duke traveled around the world in 13 days. The team played four exhibition games in China and Dubai, while taking in some amazing sights along the way. The off-the-court highlights included trips to the Great Wall of China, Tiananmen Square, the Forbidden City, the Burj Kalifa and various silk and pearl markets.

• On the court, **Ryan Kelly** averaged 15.0 points and 8.3 rebounds per game, while shooting 67.6 percent (23-of-34) from the floor. **Andre Dawkins** (14.3 ppg.), **Austin Rivers** (14.3 ppg.), **Seth Curry** (13.5 ppg.) and **Mason Plumlee** (10.3 ppg.) also averaged over 10 points per game as Duke went 4-0 with three wins over the China Olympic Team and a victory in Dubai against the United Arab Emirates. Senior **Miles Plumlee** also averaged 8.3 points and 9.8 rebounds during the foreign tour.

## Coach K Sets NCAA Wins Record

• **Mike Krzyzewski** passed his mentor Bob Knight as the winningest coach in NCAA Division I history with a 74-69 win over Michigan State at Madison Square Garden on Nov. 15, 2011 in the inaugural game of the Champions Classic.

• **Andre Dawkins** knocked down six three-point field goals and finished with a game-high 26 points, while **Seth Curry** added 20 points in the win over Michigan State.

• Krzyzewski closed the year with 927 career victories, including 854 wins at Duke.

## 2011 Maui Invitational Champions

• Duke topped Kansas, 68-61, in the championship game of the EA Sports Maui Invitational to claim the tournament title for the fifth time in school history. The Blue Devils improved to 15-0 all-time at the Lahaina Civic Center and have now captured the team championship in all five trips to the island.

• **Ryan Kelly** notched 17 points in each of Duke's three games to grab Most Valuable Player honors, while **Austin Rivers** averaged 16.0 points and 3.7 rebounds per game with a 20-point effort against Michigan to make the all-tournament team.

• **Seth Curry**, **Mason Plumlee** and **Andre Dawkins** also averaged in double figures for the tournament. Curry shot 54.5 percent (6-of-11) from three-point range and averaged 14.3 points per game, while Dawkins went 8-of-17 (.471) from long distance to average 10.0 ppg. **Mason Plumlee** controlled the paint, averaging 10.3 points and 10.0 rebounds per game. In the finale vs. Kansas, Plumlee had 17 points and 12 rebounds for his third double-double of the year.

## AP Poll Streak Extended

• Duke spent the entire season ranked in the top 10 of the AP poll and has now been ranked in the AP Poll an NCAA-best 96 straight weeks.

• The Blue Devils have been ranked in the top 10 for the last 93 weeks, including 12 weeks at No. 1.

## Consecutive Weeks Ranked in AP Poll

1. Duke	96
2. Kansas	64

## Close Wins

• Sixteen of Duke's 27 victories were by 10 points or less in 2011-12. Only two Duke teams have won at least 16 games by 10 points or less, and both of those were under head coach **Mike Krzyzewski**.

• Duke won a pair of games by one point and six games by five points or less last season.

## Most Wins by 10 Points or Less

Year	Record	Wins by 10 pts. or less
1985-86	37-3	19
2011-12	27-7	16
2005-06	32-4	14
1991-92	34-2	14
1983-84	24-10	14
1934-35	18-8	14

## Challenging Non-Conference Slate

• Duke finished the year near the top of the RPI and Strength of Schedule in part because of the high level of play from its non-conference opponents.

• Duke had eight wins over teams that went on to win or share the regular season conference title in their respective conferences, including wins over power conference champions **North Carolina** (ACC), **Kansas** (Big 12), **Michigan State** and **Michigan** (Big Ten) and **Washington** (Pac-12). The Blue Devils also topped conference title teams in **Belmont** (A-Sun), **Davidson** (SoCon – South) and **UNC Greensboro** (SoCon – North). In addition, Duke also played conference championship teams **Ohio State** (Big Ten), **Temple** (A-10) and **Lehigh** (Patriot) in 2011-12.

## Wins vs. Postseason Tourney Teams

• Duke recorded three wins over teams that earned a No. 1 or No. 2 seed in the NCAA Tournament, topping No. 1 Michigan State, No. 1 North Carolina and No. 2 Kansas during the regular season.

• The Blue Devils were 5-3 during the season over teams that went on to earn a No. 4 seed or higher in the NCAA Tournament.

• Duke was 13-6 on the year against teams that went on to play in the postseason (NCAA, NIT, CBI), including a 10-5 mark against NCAA Tournament teams.

## Duke Posts Perfect ACC Road Record

• The Blue Devils went 8-0 in ACC road games last year, becoming only the 13th ACC team to go undefeated on the road in league play.

## ACC Teams with Undefeated Conference Road Records

Season	Team	W-L
1956-57	North Carolina	6-0
1959-60	North Carolina	4-0
1962-63	Duke	7-0
1969-70	South Carolina	7-0
1972-73	NC State	6-0
1973-74	NC State	6-0
1975-76	North Carolina	6-0
1983-84	North Carolina	7-0
1986-87	North Carolina	7-0
1998-99	Duke	8-0
1999-2000	Duke	8-0
2007-08	North Carolina	8-0
2011-12	Duke	8-0

## Non-Conference Home Win Streak

• Duke has won 94 straight non-conference home games, the longest current streak in the NCAA. The last home loss against a non-conference opponent for the Blue Devils was on Feb. 26, 2000 against St. John's, 83-82.

• The Blue Devils have won 88 straight home games against unranked non-conference foes.

• Duke won a school-record 95 consecutive non-conference home games from Feb. 2, 1983 to Dec. 2, 1995.

## Second-Half Deficits

• Duke overcame a 20-point second-half deficit against N.C. State on Feb. 16 to rally for a 78-73 win. The 20-point deficit was the third-largest second-half margin Duke has overcome in a victory in school history.

• N.C. State held a 61-41 lead with 11:33 remaining in the game before Duke stormed back with a 37-12 run over the duration.

## Largest Second Half Deficits Overcome by Duke

Opponent, Date	Deficit (score)	Final Score
Tulane, 12/30/1950	31 (58-27)	W, 74-72
Navy, 2/14/1959	21 (46-25)	W, 64-63
N.C. State, 2/16/2012	20 (61-41)	W, 78-73
Clemson, 3/4/1992	19 (70-51)	W, 98-97
North Carolina, 2/28/1998	17 (64-47)	W, 77-75

## More from the N.C. State Comeback

• Duke outscored N.C. State 37-12 over the final 11:33 of play to overcome a 20-point deficit and defeat the Wolfpack, 78-73, on Feb. 16 at Cameron Indoor Stadium.

• **Seth Curry** scored a career-high 26 points, including 21 points in the second half. He was 9-of-18 from the field with three three-point field goals in the game.

• Curry and **Austin Rivers** combined to score 26 of Duke's 37 points during the final 11:15 of play.

• Duke allowed 46 points in the first half of play but only 27 points after intermission. The 19-point margin is tied for the third-best defensive improvement at Duke.

• The Blue Devils overcame a 16-point halftime deficit, the second-largest halftime deficit overcome to win in Duke history and the largest halftime comeback under Coach K.

• Duke shot a season-low 36.2 percent (25-of-69) from the field in the contest. The Blue Devils were 10-of-17 (.588) from the field over the final 11 minutes of the game as they outscored N.C. State 37-12 in that stretch.

## Rivers Named NABC All-America

• **Austin Rivers** became the first freshman in Duke history to earn All-America honors when he was named third team All-America by the NABC.

• Rivers is the 24th player (38 honors) under head coach **Mike Krzyzewski** to earn All-America honors.

• Rivers was also tabbed to the Sporting News Freshman All-America Team and one of 15 Wooden Award finalists.

• With Rivers' selection, Duke has had an All-America honoree in 13 of the last 14 seasons. The Blue Devils have had 24 All-America selections in that span.



**Plumlee Named Academic All-America**

- **Mason Plumlee** was named to the Capital One Academic All-America first team.
- Plumlee carries a 3.44 grade point average as a double major in psychology and cultural anthropology.
- He is the fourth Duke player in school history to earn first team Academic All-America recognition and the first since **Shane Battier** earned the distinction in back-to-back years in 2000 and 2001.

**Duke's First Team Academic All-America Selections**

Jim Spanarkel	1978
Mike Gminski	1978
Jim Spanarkel	1979
Mike Gminski	1979
Shane Battier	2000
Shane Battier	2001
Mason Plumlee	2012

**All-ACC Awards**

- Freshman **Austin Rivers** became only the seventh ACC freshman to earn All-ACC first team honors.
- Rivers was also a unanimous selection for ACC Rookie of the Year, becoming the sixth Blue Devil to earn the award and the second unanimous pick in league history
- Juniors **Seth Curry** and **Mason Plumlee** were named third team All-ACC.
- Duke has at least one All-ACC first team selection in five straight seasons and in 15 of the last 16 seasons.

**Freshmen to Earn All-ACC First Team Honors**

Skip Wise (1974-75)	Clemson
Kenny Anderson (1989-90)	Georgia Tech
Joe Smith (1993-94)	Maryland
Stephon Marbury (1995-96)	Georgia Tech
Antawn Jamison (1995-96)	North Carolina
Tyler Hansbrough (2005-06)	North Carolina
Austin Rivers (2011-12)	Duke

**Unanimous ACC Rookie of the Year Selections**

Tyler Hansbrough (2005-06)	North Carolina
Austin Rivers (2011-12)	Duke

**Duke's ACC Rookie of the Year Selections**

Jim Spanarkel	1975-76
Mike Gminski	1976-77
Gene Banks	1977-78
Chris Duhon	2000-01
Austin Rivers	2011-12

**Blue Devil Blurbs from 2011-12**

- **Miles Plumlee** set a Coach K-era rebounding record with 22 rebounds, including nine offensive rebounds, in a Feb. 8 win over Maryland. He added 13 points for his fifth career double-double.
- **Austin Rivers** became the third freshman in Duke history to lead the team in scoring (15.5 ppg.). He scored a season-best 29 points and knocked down six three-point field goals in a Feb. 8 win over North Carolina. The 29 points were the most by a Duke freshman against the Tar Heels, while the six threes matched a Duke freshman record.
- **Seth Curry** led the ACC in free throw percentage at .873 (103-of-118). He finished the year second on the team in scoring (13.2 ppg.) and first in assists (83) and steals (43).
- Either **Miles** or **Mason Plumlee** led the team in rebounding in 32 of 34 games this season. The Plumlee duo also collected 15 of Duke's 17 double-doubles on the year.
- **Austin Rivers** was named the ACC Rookie of the Week nine times, the second most selections by a freshman in ACC history.
- **Ryan Kelly** scored 21 points in a win over Georgia Tech. He was 14-of-14 from the free throw line in the win, including 10-of-10 in the final 4:09 of play. His 14-for-14 performance from the free throw line tied for the second best in Duke history. **Dick Groat** went 17-for-17 in 1950, and both **Gene Banks** (1980) and **J.J. Redick** (2005) went 14-for-14 in a game.
- **Mason Plumlee** finished the year with 12 double-doubles and a school-record 60 dunks.
- **Andre Dawkins** set a Duke record for three-pointers in a half with seven treys in the first half against Wake Forest. He knocked down six consecutive three-pointers in the half and finished the game 7-of-12 from three-point range. Dawkins also hit six three-pointers — including five in the first half — to finish with 22 points in a road win over Florida State.
- **Quinn Cook** had a string of 21 consecutive assists without a turnover from Dec. 19 - Jan. 4. He finished the year with a 3.50:1 assist-to-turnover ratio.
- **Mason Plumlee** had 23 points and 12 rebounds in a road win over Maryland to earn USBWA National Player of the Week honors.
- **Ryan Kelly** ranks fifth at Duke with a career .873 winning percentage (minimum 100 games played). Duke is 89-13 when Kelly plays over the last three years. Kelly missed the final three games of the 2011-12 season with a foot injury.

**2011-12 Honors & Awards**

- EA Sports Maui Invitational Champions

**Quinn Cook**

- ACC Rookie of the Week
- Dec. 26
- Jan. 2

**Seth Curry**

- All-ACC (third team)
- USBWA All-District III

**Ryan Kelly**

- EA Sports Maui Invitational MVP
- ACC Player of the Week
- Nov. 28

**Mason Plumlee**

- CoSIDA First Team Academic All-America
- CoSIDA First Team Academic All-District III
- USBWA All-District III
- USBWA National Player of the Week
- Jan. 31
- ACC Player of the Week
- Jan. 30
- All-ACC (third team)
- NABC All-District 2

**Miles Plumlee**

- ESPN.com National Player of the Weekend
- Feb. 13

**Austin Rivers**

- EA Sports Maui Invitational All-Tournament Team
- ACC Rookie of the Week
- Nov. 14
- Nov. 28
- Dec. 12
- Jan. 23
- Jan. 30
- Feb. 6
- Feb. 14
- Feb. 27
- March 5
- Freshman All-America (Sporting News)
- All-ACC (first team)
- ACC Rookie of the Year (ACSMA - unanimous)
- ACC Rookie of the Year (Sporting News)
- ACC All-Tournament Team (2nd Team)
- Wayman Tisdale Award Finalist
- Wooden Award Finalist
- USBWA All-District III
- NABC All-District 2
- NABC All-America (third team)
- Second Team All-Freshman (Basketball Times)

**Mike Krzyzewski**

- *Sports Illustrated* Sportsman of the Year
- Wayman Tisdale Humanitarian of the Year
- ACC Coach of the Year (Sporting News)

**2011-12 Duke Banquet Awards**

Dr. Deryl Hart (Top Scholar-Athlete)	Mason Plumlee
Glenn E. "Ted" Mann Award (Reserve Contributing Most to Team Morale)	Josh Hairston
Coach's Award (Player Exemplifying Commitment and Values)	Tyler Thornton
Iron Dukes Award (Most Minutes Played)	Austin Rivers
Bill Krzyzewski Captains' Awards	Miles Plumlee
Best Field Goal Percentage Award	Miles Plumlee
Best Free Throw Percentage Award	Seth Curry
Best Rebounding Average Award	Mason Plumlee
Most Assists Award	Seth Curry
Best Defensive Player Award	Tyler Thornton
True Blue Award (Most Charges Taken)	Ryan Kelly
Gopal Varadhan Senior Manager Award	John McGinty, Kyle Mumma, Kate Wheelock
Harry Rainey Spirit Award (Outstanding Cheerleader)	Lauren Myers
Charles Hogan Memorial Band Award	Katie Reichert

2011-12 Results

Overall Record: 27-7 (Home: 13-3; Road: 8-1; Neutral: 6-3)  
ACC Record: 13-3 (Home: 5-3; Road: 8-0)

Date	Opponent	Result	Duke High Scorer	Opponent High Scorer	Duke High Rebounder	Opponent High Rebounder	Duke High Assists	Att.
N. 11	< [6/-] BELMONT	W, 77-76	Curry / Rivers (16)	Kerron Johnson (15)	Mason Plumlee (14)	Mick Hedgepath (7)	Mason Plumlee (6)	9,314 #
N. 12	< [6/-] PRESBYTERIAN	W, 96-55	Ryan Kelly (17)	Al'Lonzo Coleman (11)	Miles Plumlee (11)	Coleman / Johnson (5)	Austin Rivers (6)	9,314 #
N. 15	^ [6/-] vs. Michigan State	W, 74-69	Andre Dawkins (26)	Keith Appling (22)	Seth Curry (7)	Adreian Payne (12)	Seth Curry (4)	19,979 #
N. 18	[6/-] DAVIDSON	W, 82-69	Curry / Rivers (17)	Chris Czerapowicz (15)	Mason Plumlee (13)	Brooks / Kuhlman (6)	Three with (2)	9,314 #
N. 21	> [6/-] vs. Tennessee	W, 77-67	Austin Rivers (18)	Jerome Maymon (14)	Mason Plumlee (13)	Jerome Maymon (12)	Seth Curry (4)	2,400 #
N. 22	> [6/15] vs. Michigan	W, 82-75	Austin Rivers (20)	Tim Hardaway, Jr. (19)	Three with (5)	Jordan Morgan (6)	Curry / Rivers (3)	2,400 #
N. 23	> [6/14] vs. Kansas	W, 68-61	Ma. Plumlee / Kelly (17)	Tyshawn Taylor (17)	Mason Plumlee (12)	Thomas Robinson (15)	Kelly / Curry (3)	2,400 #
N. 29	+ [3/2] at Ohio State	L, 63-85	Austin Rivers (22)	Jared Sullinger (21)	Mason Plumlee (8)	Jared Sullinger (8)	Quinn Cook (4)	18,809 #
D. 7	[7/-] COLORADO STATE	W, 87-64	Austin Rivers (17)	Greg Smith (18)	Mason Plumlee (10)	Dorian Green (10)	Seth Curry (8)	9,314 #
D. 10	~ [7/-] vs. Washington	W, 86-80	Austin Rivers (18)	Tony Wroten (23)	Mason Plumlee (9)	Terrence Ross (7)	Three with (3)	15,525
D. 19	[7/-] UNC GREENSBORO	W, 90-63	Mason Plumlee (15)	Kyle Randall (12)	Plumlee / Plumlee (13)	Trevise Simpson (6)	Three with (2)	9,314 #
D. 30	[7/-] WESTERN MICHIGAN	W, 110-70	Seth Curry (22)	Matt Stainbrook (18)	Miles Plumlee (15)	Matt Stainbrook (8)	Quinn Cook (8)	9,314 #
J. 1	[7/-] PENNSYLVANIA	W, 85-55	Ryan Kelly (18)	Zack Rosen (11)	Mason Plumlee (14)	Henry Brooks (6)	Quinn Cook (9)	9,314 #
J. 4	& [5/-] vs. Temple	L, 73-78	Miles Plumlee (17)	Khalif Wyatt (22)	Mason Plumlee (13)	Anthony Lee (7)	Mason Plumlee (4)	20,420 #
J. 7	[5/-] at Georgia Tech *	W, 81-74	Ryan Kelly (21)	Glen Rice Jr. (28)	Mason Plumlee (8)	Glen Rice Jr. (8)	Quinn Cook (5)	9,277
J. 12	[8/16] VIRGINIA *	W, 61-58	Mason Plumlee (12)	Mike Scott (23)	Ma. Plumlee/Kelly (7)	Mike Scott (9)	Tyler Thornton (3)	9,314 #
J. 15	[8/-] at Clemson *	W, 73-66	Andre Dawkins (24)	Milton Jennings (16)	Miles Plumlee (14)	Devin Booker (13)	Four with (2)	10,000 #
J. 19	[4/-] WAKE FOREST *	W, 91-73	Andre Dawkins (21)	C.J. Harris (20)	Ryan Kelly (10)	Travis McKie (10)	Tyler Thornton (8)	9,314 #
J. 21	[4/-] FLORIDA STATE *	L, 73-76	Austin Rivers (19)	Xaiver Gibson (16)	Miles Plumlee (8)	Bernard James (8)	Tyler Thornton (4)	9,314 #
J. 25	[8/-] at Maryland *	W, 74-61	Mason Plumlee (23)	Terrell Stoglin (16)	Mason Plumlee (12)	Ashton Pankey (8)	Mason Plumlee (4)	17,950 #
J. 28	[8/-] ST. JOHN'S	W, 83-76	Ryan Kelly (16)	Moe Harkless (30)	Mason Plumlee (17)	Moe Harkless (13)	Austin Rivers (5)	9,314 #
F. 2	[7/-] at Virginia Tech *	W, 75-60	Austin Rivers (18)	Erick Green (17)	Mason Plumlee (6)	Davila / Green (7)	Austin Rivers (5)	9,847 #
F. 5	[7/-] MIAMI *	L, 74-78 OT	Seth Curry (22)	Reggie Johnson (27)	Mason Plumlee (13)	Reggie Johnson (12)	Cook / Curry (4)	9,314 #
F. 8	[10/5] at North Carolina *	W, 85-84	Austin Rivers (29)	Harrison Barnes (25)	Mason Plumlee (14)	John Henson (17)	Tyler Thornton (3)	21,750 #
F. 11	[10/-] MARYLAND *	W, 73-55	Seth Curry (19)	Nick Faust (15)	Miles Plumlee (22)	Nick Faust (8)	Austin Rivers (4)	9,314 #
F. 16	[5/-] N.C. STATE *	W, 78-73	Seth Curry (26)	Lorenzo Brown (19)	Mason Plumlee (10)	C.J. Leslie (9)	Tyler Thornton (3)	9,314 #
F. 19	[5/-] at Boston College *	W, 75-50	Seth Curry (18)	Ryan Anderson (21)	Miles Plumlee (10)	Ryan Anderson (8)	Cook / Kelly (3)	8,606 #
F. 23	[5/15] at Florida State *	W, 74-66	Andre Dawkins (22)	Michael Snaer (18)	Miles Plumlee (8)	Bernard James (9)	Austin Rivers (4)	12,100 #
F. 25	[5/-] VIRGINIA TECH *	W, 70-65 OT	Austin Rivers (23)	Three with (16)	Miles Plumlee (15)	Finney-Smith (12)	Tyler Thornton (3)	9,314 #
F. 28	[4/-] at Wake Forest *	W, 79-71	Ryan Kelly (23)	Mescheriakov / Chennault (18)	Miles Plumlee (11)	Mescheriakov / Desrosiers (5)	Quinn Cook (3)	11,917
M. 3	[4/6] NORTH CAROLINA*	L, 70-88	Mason Plumlee (17)	Kendall Marshall (20)	Miles Plumlee (11)	Zeller / Henson (10)	Rivers / Curry (3)	9,314 #
M. 9	@ [6/-] vs. Virginia Tech	W, 60-56	Austin Rivers (17)	Green / Brown (16)	Mason Plumlee (10)	Dorian Finney-Smith (12)	Seth Curry (5)	19,520 #
M. 10	@ [6/17] vs. Florida State	L, 59-62	Austin Rivers (17)	Michael Snaer (16)	Miles Plumlee (11)	James / White (7)	Seth Curry (2)	19,520 #
M. 16	\$ [6/-] vs. Lehigh	L, 70-75	Rivers / Ma. Plumlee (19)	C.J. McCollum (30)	Mason Plumlee (12)	Adams / Knutson (8)	Tyler Thornton (6)	

Home games in **BOLDFACE CAPS**  
\* - indicates Atlantic Coast Conference game  
[ ] - denotes Duke/opponent AP ranking at time of game  
# - denotes sellout crowd  
< - EA SPORTS Maui Invitational (Durham, N.C.)  
^ - Champions Classic (Madison Square Garden - New York)  
> - EA SPORTS Maui Invitational (Lanaina Civic Center - Lahaina, Hawaii)  
+ - ACC/Big Ten Challenge  
- - CARQUEST Auto Parts Classic - Madison Square Garden (New York)  
@ - ACC Tournament, Philips Arena (Atlanta, Ga.)  
& - Wells Fargo Center (Philadelphia, Pa.)  
\$ - NCAA Tournament (Greensboro, N.C.)

2011-12 Duke Men's  
Basketball Attendance

Site	Games	Total	Average
Home	16	149,024	9,314
Away	9	120,256	13,361
Neutral	9	118,687	13,187
Totals	34	387,967	11,411

Duke by the Numbers

Total Games .....	2,804
Seasons of Men's Basketball .....	107th
ACC Championships .....	19 (last in 2011)
NCAA Tournament Appearances.....	36 (last in 2012)
NIT Appearances.....	5
20-Win Seasons .....	47
30-Win Seasons .....	12
Overtime Games .....	119 (66-53)
Duke 100-Point Games .....	178 (173-5)

**2011-12 Statistics**

**Overall Statistics (27-7)**

##	Player	GP	GS	TOTAL				3-PTS			FT			REBOUNDS				PF		Ast	TO	Blk	Stl	Pts	PPG	
				Min	MPG	FG	A	Pct	FG	A	Pct	FT	A	Pct	OR	DR	TR	RPG								
0	Austin Rivers	34	33	1129	33.2	174	402	.433	58	159	.365	121	184	.658	21	94	115	3.4	76	2	71	79	1	33	527	15.5
30	Seth Curry	34	32	1026	30.2	141	336	.420	64	167	.383	103	118	.873	26	63	89	2.6	73	2	83	69	7	43	449	13.2
34	Ryan Kelly	31	19	803	25.9	107	241	.444	40	98	.408	113	140	.807	56	111	167	5.4	71	1	35	43	31	24	367	11.8
5	Mason Plumlee	34	31	964	28.4	143	250	.572	0	0	.000	93	176	.528	99	213	312	9.2	86	1	55	74	55	26	379	11.1
20	Andre Dawkins	34	14	760	22.4	92	230	.400	67	171	.392	34	46	.739	11	59	70	2.1	62	0	20	27	2	14	285	8.4
21	Miles Plumlee	34	16	697	20.5	89	146	.610	0	0	.000	48	76	.632	99	143	242	7.1	78	3	18	42	32	18	226	6.6
2	Quinn Cook	33	4	387	11.7	47	116	.405	14	56	.250	38	49	.776	6	28	34	1.0	26	0	63	18	2	14	146	4.4
3	Tyler Thornton	34	19	717	21.1	39	103	.379	27	77	.351	33	44	.750	16	47	63	1.9	95	4	69	34	0	31	138	4.1
15	Josh Hairston	29	2	246	8.5	31	69	.449	0	1	.000	16	24	.667	23	19	42	1.4	39	1	5	15	4	4	78	2.7
13	Michael Gbinije	19	0	111	5.8	11	20	.550	4	10	.400	7	7	1.000	5	11	16	0.8	19	0	3	8	1	3	33	1.7
52	Todd Zafirovski	5	0	10	2.0	0	2	.000	0	0	.000	0	0	.000	0	2	2	0.4	1	0	1	1	1	0	0	0.0
TM	TEAM														44	53	97	2.9			5				0	
	Total	34				874	1915	.456	274	739	.371	606	864	.701	406	843	1249	36.7	626	14	423	415	136	210	2628	77.3
	Opponents	34				864	1996	.433	153	482	.317	453	657	.689	395	764	1159	34.1	708	24	380	434	89	194	2334	68.6

<b>SCORE BY PERIODS:</b>	<b>1st</b>	<b>2nd</b>	<b>OT</b>	<b>Total</b>
Duke	1,241	1,370	17	2,628
Opponents	1,095	1,223	16	2,334

**ACC Overall Statistics (13-3)**

#	Player	GP	GS	TOTAL				3-PTS			FT			REBOUNDS				PF		DO		Ast	TO	Blk	Stl	Pts		PPG	
				Min	MPG	FG	A	Pct	FG	A				Pct	OR	DR	TR												
0	Austin Rivers	16	15	569	35.6	86	193	.446	31	86	.360	47	79	.595	9	51	60	3.8	28	0	32	37	0	16	250	15.6			
30	Seth Curry	16	14	494	30.9	75	183	.410	32	86	.372	51	61	.836	14	28	42	2.6	28	0	32	22	3	15	233	14.6			
34	Ryan Kelly	16	7	426	26.6	56	133	.421	21	58	.362	50	61	.820	30	58	88	5.5	46	1	19	20	15	8	183	11.4			
5	Mason Plumlee	16	13	434	27.1	56	116	.483	0	0	.000	47	75	.627	42	88	130	8.1	46	0	23	28	21	11	159	9.9			
20	Andre Dawkins	16	5	327	20.4	45	107	.421	36	85	.424	18	24	.667	7	28	35	2.2	35	0	7	14	2	6	144	9.0			
21	Miles Plumlee	16	10	355	22.2	41	71	.577	0	0	.000	18	32	.563	57	73	130	8.1	45	3	9	20	8	9	100	6.3			
2	Quinn Cook	15	4	194	12.9	21	55	.382	6	27	.222	12	19	.632	0	13	13	0.9	13	0	27	9	0	5	60	4.0			
3	Tyler Thornton	16	10	346	21.6	14	47	.298	10	36	.278	15	18	.833	7	21	28	1.8	41	1	38	13	0	13	53	3.3			
15	Josh Hairston	13	2	83	6.4	8	19	.421	0	0	.000	4	5	.800	4	3	7	0.5	20	1	0	5	2	3	20	1.5			
13	Michael Gbinije	8	0	19	2.4	1	4	.250	0	2	.000	2	2	1.000	1	4	5	0.6	4	0	0	2	0	0	4	0.5			
52	Todd Zafirovski	2	0	3	1.5	0	0	.000	0	0	.000	0	0	.000	0	1	1	0.5	1	0	1	0	1	0	0	0.0			
TM	TEAM														29	24	53	3.3				1							
	Total	16				403	928	.434	136	380	.358	264	376	.702	200	392	592	37.0	307	6	188	171	52	86	1206	75.4			
	Opponents	16				407	935	.435	68	231	.294	216	329	.657	191	383	574	35.9	320	11	181	186	53	71	1098	68.6			

<b>SCORE BY PERIODS:</b>	<b>1st</b>	<b>2nd</b>	<b>OT</b>	<b>Total</b>
Duke	540	649	17	1,206
Opponents	528	554	16	1,098

**Miscellaneous Statistics**

**Games as Leading Scorer**  
Rivers 14, Curry 7, Kelly 6, Ma. Plumlee 6, Dawkins 4, Mi. Plumlee 1

**Games as Leading Rebounder**  
Ma. Plumlee 21, Mi. Plumlee 13, Kelly 3, Curry 1

**Games Leading in Assists**  
Curry 10, Rivers 10, Thornton 10, Cook 9, Ma. Plumlee 5, Kelly 3

**Double-Figure Scoring Games**  
Rivers 30, Curry 22, Ma. Plumlee 20, Kelly 18, Dawkins 13, Mi. Plumlee 8, Cook 5, Thornton 3, Hairston 1

**20-Point Games**  
Rivers 8, Curry 4, Dawkins 4, Kelly 3, Ma. Plumlee 1

**10-Rebound Games**  
Ma. Plumlee 16, Mi. Plumlee 10, Kelly 2

**20-Rebound Games**  
Mi. Plumlee 1

**Double-Doubles**  
Ma. Plumlee 12, Mi. Plumlee 3, Kelly 2

**Dunks**  
Ma. Plumlee 60, Mi. Plumlee 27, Kelly 12, Dawkins 5, Rivers 4, Hairston 2, Gbinije 2

**Charges Drawn**  
Kelly 14, Thornton 10, Curry 5, Hairston 3, Mi. Plumlee 2, Ma. Plumlee 2, Dawkins 1, Cook 1

**Three-Point Plays**  
Ma. Plumlee 10, Rivers 10, Kelly 5, Mi. Plumlee 5, Curry 2, Cook 2, Gbinije 1, Hairston 1, Dawkins 1, Thornton 1

**Four-Point Plays**  
Kelly 2, Curry 2

**Forced Five-Second Calls**  
Cook 1, Rivers 1

**Technical Fouls**  
Dawkins 2, Ma. Plumlee 1, Mi. Plumlee 1

**Duke's First Substitution**  
Mi. Plumlee 12, Kelly 10, Thornton 8, Hairston 8, Dawkins 5, Cook 3, Ma. Plumlee 3, Gbinije 1, Rivers, 1, Curry 1

**Bench Scoring**  
Opponent 472  
Duke 754

Kelly 155, Dawkins 154, Mi. Plumlee 124, Cook 119, Hairston 70, Thornton 48, Ma. Plumlee 36, Curry 33, Gbinije 33, Rivers 20

Home Statistics (13-3)																											
##	Player	GP	GS	TOTAL					3-PTS			REBOUNDS				PF	DQ	Ast	TO	Blk	Stl	Pts	PPG				
				Min	MPG	FG	A	Pct	FG	A	Pct	OR	DR	TR	RPG												
00	Austin Rivers	16	15	534	33.4	81	175	.463	26	73	.356	66	99	.667	8	36	44	2.8	32	1	33	38	1	17	254	15.9	
30	Seth Curry	16	15	477	29.8	83	183	.454	34	82	.415	38	46	.826	11	27	38	2.4	29	0	43	24	5	23	238	14.9	
05	Mason Plumlee	16	14	435	27.2	70	124	.565	0	0	.000	40	90	.444	54	105	159	9.9	34	0	30	31	26	12	180	11.3	
34	Ryan Kelly	16	10	392	24.5	50	119	.420	17	46	.370	50	69	.725	33	60	93	5.8	38	1	19	24	17	13	167	10.4	
20	Andre Dawkins	16	7	332	20.8	41	101	.406	30	79	.380	11	17	.647	6	26	32	2.0	30	0	10	17	0	6	123	7.7	
21	Miles Plumlee	16	7	344	21.5	45	77	.584	0	0	.000	27	36	.750	54	80	134	8.4	37	2	9	18	17	13	117	7.3	
02	Quinn Cook	16	2	216	13.5	25	64	.391	7	30	.233	23	29	.793	5	14	19	1.2	13	0	34	7	1	8	80	5.0	
03	Tyler Thornton	16	9	314	19.6	21	44	.477	16	33	.485	13	18	.722	8	21	29	1.8	41	1	41	11	0	15	71	4.4	
15	Josh Hairston	13	1	122	9.4	16	40	.400	0	1	.000	16	23	.696	15	12	27	2.1	21	1	1	8	2	3	48	3.7	
13	Michael Gbinije	11	0	75	6.8	7	14	.500	3	7	.429	5	5	1.000	3	8	11	1.0	13	0	3	7	1	1	22	2.0	
52	Todd Zafirovski	4	0	9	2.3	0	2	.000	0	0	.000	0	0	.000	0	2	2	0.5	1	0	0	1	1	0	0	0.0	
TM	TEAM														18	25	43	2.7	0			1			0		
Total		16				439	943	.466	133	351	.379	289	432	.669	215	416	631	39.4	289	6	223	187	71	111	1300	81.2	
Opponents		16				406	964	.421	73	240	.304	209	299	.699	189	360	549	34.3	342	10	178	215	39	100	1094	68.4	

Road Statistics (8-1)																													
##	Player	GP	GS	TOTAL					3-PTS							REBOUNDS													
				Min	MPG	FG	A	Pct	FG	A	Pct	FT	A	Pct	OR	DR	TR	RPG	PF	DO	Ast	TO	Blk	Stl	Pts	PPG			
00	Austin Rivers	9	9	312	34.7	52	115	.452	18	44	.409	15	28	.536	4	32	36	4.0	16	0	23	22	0	10	137	15.2			
34	Ryan Kelly	9	4	236	26.2	33	70	.471	13	30	.433	35	38	.921	15	31	46	5.1	21	0	8	10	7	3	114	12.7			
30	Seth Curry	9	8	252	28.0	30	83	.361	16	46	.348	29	32	.906	9	16	25	2.8	18	0	12	19	1	5	105	11.7			
05	Mason Plumlee	9	8	242	26.9	34	65	.523	0	0	.000	26	34	.765	17	53	70	7.8	26	0	14	16	12	7	94	10.4			
20	Andre Dawkins	9	3	186	20.7	25	58	.431	20	44	.455	14	19	.737	3	18	21	2.3	19	0	5	6	2	3	84	9.3			
21	Miles Plumlee	9	5	179	19.9	22	34	.647	0	0	.000	11	22	.500	27	34	61	6.8	24	1	6	14	5	3	55	6.1			
02	Quinn Cook	8	2	117	14.6	15	32	.469	5	16	.313	8	11	.727	1	6	7	0.9	7	0	22	8	0	3	43	5.4			
03	Tyler Thornton	9	5	189	21.0	5	23	.217	3	18	.167	12	14	.857	1	11	12	1.3	22	1	13	8	0	5	25	2.8			
15	Josh Hairston	8	1	59	7.4	8	14	.571	0	0	.000	0	1	.000	3	1	4	0.5	11	0	0	2	1	1	16	2.0			
13	Michael Gbinije	5	0	27	5.4	2	4	.500	0	2	.000	2	2	1.000	1	3	4	0.8	3	0	0	1	0	1	6	1.2			
52	Todd Zafirovski	1	0	1	1.0	0	0	.000	0	0	.000	0	0	.000	0	0	0	0.0	0	0	1	0	0	0	0	0.0			
TM	TEAM														16	13	29	3.2	0		0				0				
	Total	9				226	498	.454	75	200	.375	152	201	.756	97	218	315	35.0	167	2	104	106	28	41	679	75.4			
	Opponents	9				232	521	.445	42	125	.336	111	173	.642	102	202	304	33.8	169	5	105	97	27	39	617	68.6			

Neutral Statistics (6-3)																											
##	Player	GP	GS	TOTAL			3-PTS			REBOUNDS				PF	DQ	Ast	TO	Blk	Stl	Pts	PPG						
				Min	MPG	FG	A	Pct	FG	A	Pct	OR	DR									TR	RPG				
00	Austin Rivers	9	9	283	31.4	41	112	.366	14	42	.333	40	57	.702	9	26	35	3.9	28	1	15	19	0	6	136	15.1	
34	Ryan Kelly	6	5	175	29.2	24	52	.462	10	22	.455	28	33	.848	8	20	28	4.7	12	0	8	9	7	8	86	14.3	
30	Seth Curry	9	9	297	33.0	28	70	.400	14	39	.359	36	40	.900	6	20	26	2.9	26	2	28	26	1	15	106	11.8	
05	Mason Plumlee	9	9	287	31.9	39	61	.639	0	0	.000	27	52	.519	28	55	83	9.2	26	1	11	27	17	7	105	11.7	
20	Andre Dawkins	9	4	242	26.9	26	71	.366	17	48	.354	9	10	.900	2	15	17	1.9	13	0	5	4	0	5	78	8.7	
21	Miles Plumlee	9	4	174	19.3	22	35	.629	0	0	.000	10	18	.556	18	29	47	5.2	17	0	3	10	10	2	54	6.0	
03	Tyler Thornton	9	5	214	23.8	13	36	.361	8	26	.308	8	12	.667	7	15	22	2.4	32	2	15	15	0	11	42	4.7	
02	Quinn Cook	9	0	54	6.0	7	20	.350	2	10	.200	7	9	.778	0	8	8	0.9	6	0	7	3	1	3	23	2.6	
15	Josh Hairston	8	0	65	8.1	7	15	.467	0	0	.000	0	0	.000	5	6	11	1.4	7	0	4	5	1	0	14	1.8	
13	Michael Gbinije	3	0	9	3.0	2	2	1.000	1	1	1.000	0	0	.000	1	0	1	0.3	3	0	0	0	0	1	5	1.7	
TM	TEAM														10	15	25	2.8	0			4			0		
	Total	9				209	474	.441	66	188	.351	165	231	.714	94	209	303	33.7	170	6	96	122	37	58	649	72.1	
	Opponents	9				226	511	.442	38	117	.325	133	185	.719	104	202	306	34.0	197	9	97	122	23	55	623	69.2	



## 2012-13 DUKE MEN'S BASKETBALL

Belmont	FG	3FG	FT	REB	PF	TP	A	TO	B	S	Min
Saunders	f 4-8	0-0	1-2	2-3-5	4	9	0	2	1	0	21
Hedgepath	f 3-6	0-1	5-6	1-6-7	2	11	1	1	1	0	24
Hanlen	g 4-9	4-5	0-0	0-3-3	3	12	2	2	0	1	31
Johnson	g 5-7	0-1	5-7	0-1-1	4	15	6	5	0	2	25
Clark	g 5-6	1-2	2-4	1-4-5	4	13	1	3	0	3	25
Jenkins	0-1	0-1	0-0	1-1-2	1	0	1	1	0	0	11
Mann	5-12	1-6	1-1	1-2-3	1	12	1	1	0	2	26
Chamberlain	0-0	0-0	0-0	0-0-0	0	0	0	0	0	0	0+
Barnes	0-2	0-0	2-2	1-1-2	0	2	1	0	0	0	8
Noack	1-2	0-1	0-0	0-0-0	3	2	0	0	0	0	7
Baker	0-4	0-2	0-0	3-2-5	2	0	2	2	0	1	22
TEAM				11-2-12							
Totals	27-57	6-19	16-22	11-24-35	24	76	15	18	2	9	200
Pct.	47.4	31.6	72.7	DR: 21							

Duke	FG	3FG	FT	REB	PF	A	T	O	B	S	Min
Ma Plumlee f	6-10	0-0	1-2	4-10	1	13	6	4	1	0	35
Ma Plumlee f	2-5	0-0	0-1	3-3-6	1	4	0	2	0	0	17
Rivers g	3-9	2-4	8-10	0-2-2	4	16	1	5	0	2	38
Dawkins g	2-7	1-5	1-2	0-0-0	3	6	0	1	0	1	21
Curry g	5-13	4-5	2-2	2-1-3	3	16	4	3	0	1	28
Cook	0-2	0-1	0-0	0-0-0	1	0	0	0	0	0	8
Thornion	3-3	2-2	2-3	0-2-2	5	10	2	2	0	3	24
Bjornije	0-0	0-0	0-0	0-0-0	1	0	0	0	0	0	1
Kelly	3-7	0-2	6-6	2-4-6	3	12	1	2	0	1	28
TEAM				0-1-1							
Totals	24-56	9-19	20-26	11-23-34	22	77	14	19	1	8	200
Pct.	42.9	47.4	76.9	DR: 1.1							

Score by Periods	1st	2nd	Total
Belmont	30	46	76
Duke	39	38	77

[6/6] Duke 96, Presbyterian 55												
Game 2 • November 12, 2011 • Durham, N.C.												
Presbyterian		FG	3FG	FT	REB	PF	TP	A	TO	B	S	Min
Coleman	f	4-14	0-0	3-4	2-3-5	2	11	2	3	0	1	25
Reynolds	f	0-1	0-0	2-2	0-1-1	4	2	0	3	0	1	27
Miller	g	4-7	2-4	0-0	1-2-3	2	10	1	3	0	0	28
Johnson	g	2-4	2-4	2-2	1-4-5	2	8	0	0	0	0	23
Mutakabbir	g	3-14	1-5	2-2	0-3-3	3	9	1	1	1	0	22
Cyburn		1-5	0-0	0-0	2-2-4	5	2	0	0	0	0	15
Deihl		0-0	0-0	0-0	0-0-0	0	0	0	0	0	0	4
Hargrave		0-1	0-1	0-0	0-0-0	1	0	0	1	0	0	5
Truss		1-3	0-0	2-2	0-0-0	2	4	0	1	0	0	8
McTavish		0-0	0-0	0-0	0-1-1	0	0	0	0	0	0	12
Washington		2-4	0-1	5-5	0-0-0	0	9	2	2	0	2	20
TEAM					1-1-2							
Totals		17-53	5-15	16-17	7-17-24	21	55	6	15	0	7	200
Pct.		32.1	33.3	94.1	DR: 0.0							

Duke	FG	3FG	FT	REB	PF	TP	A	T	B	S	Min
Ma, Plumlee f	6-8	0-0	1-6	2-6-8	2	13	2	1	3	0	20
Min, Plumlee f	6-9	0-0	1-5	3-8-11	1	13	0	2	0	1	23
Rivers g	5-8	1-3	4-6	0-1-1	1	15	6	0	0	3	21
Daykins g	1-3	1-3	1-2	1-2-3	1	4	0	0	0	0	22
Curry g	4-6	2-4	0-0	0-4-4	0	10	3	1	0	1	24
Cook	2-4	2-3	4-4	1-1-2	2	10	2	1	0	0	18
Thornton	1-1	0-0	0-0	0-0-0	2	2	3	0	0	0	20
Gbinije	1-3	1-1	0-0	1-1-2	2	3	1	2	0	0	14
Hairston	4-6	0-0	1-2	3-3-6	3	9	1	1	0	1	16
Kelly	5-8	1-2	6-6	1-2-3	1	17	0	2	0	0	19
Zafirovski	0-1	0-0	0-0	0-1-1	0	0	0	0	0	0	3
TEAM				1-1-2							
Totals	35-57	8-16	18-31	13-30-43	15	96	18	10	3	6	200
Pct.	61.4	50.0	58.1	DR: 5							

Score by Periods	1st	2nd	Total
Presbyterian	30	25	55
Duke	53	43	96

[6/6] Duke 74, Michigan State 69												
Game 3 • November 15, 2011 • New York, N.Y.												
Duke		FG	3FG	FT	REB	PF	TP	A	TO	B	S	Min
Ma. Plumlee	f	1-3	0-0	5-10	0-5-5	3	7	1	2	3	0	32
Mi. Plumlee	c	0-1	0-0	1-2	2-2-4	3	1	0	2	0	0	14
Rivers	g	1-7	0-2	3-5	0-1-1	4	5	1	2	0	0	23
Dawkins	g	8-15	6-10	4-4	0-3-3	1	26	0	0	0	4	38
Curry	g	4-7	2-5	10-12	0-7-7	3	20	4	3	1	4	38
Cook	g	0-0	0-0	0-0	0-0-0	1	0	0	0	0	0	2
Thornton	g	0-2	0-2	1-2	0-2-2	4	1	1	3	0	2	18
Hairston	g	0-1	0-0	0-0	1-1-2	0	0	0	1	0	0	5
Kelly	g	3-3	2-2	6-6	1-3-4	2	14	1	2	1	1	30
TEAM					0-3-3				2			
Totals		17-39	10-21	30-41	4-27-31	21	74	8	17	5	12	200
Pct.		43.6	47.6	73.2	DR: 5							

Michigan State	FG	3FG	FT	REB	PF	TP	A	T	O	B	S	Min
Dawson f	4	6	0	1-2	1-3	1	9	3	3	1	1	27
Green f	1-5	0-4	2-4	1-6	7	4	10	2	5	1	4	39
Payne c	1-6	0-0	0-0	3-9	1-2	5	2	0	2	2	1	26
Appling g	8-10	2-3	4-5	0-4	3	22	0	1	0	0	0	26
Wood g	6-12	1-3	2-2	1-1	2	3	15	2	2	0	0	26
Byrd	0-0	0-0	0-0	2-0	2	0	0	0	1	0	0	3
Gauna	0-0	0-0	0-0	0-0	2	0	0	0	0	0	0	3
Kearney	0-0	0-0	2-3	0-0	1	2	0	1	0	1	0	2
Thornton	0-0	0-0	0-0	0-0	2	0	0	0	0	0	0	16
Trice	2-3	1-2	2-2	0-0	3	7	0	4	0	0	0	20
Nix	1-7	0-0	0-0	1-0	1	5	2	1	2	0	1	27
TEAM				0-1								
Totals	26-59	4-12	13-18	9-23	32	29	69	8	21	4	8	200
Pct.	44.1	33.3	72.2	DR: 2,1								

Score by Periods	1st	2nd	Total
Duke	34	40	74
Michigan State	33	36	69

[6/6] Duke 82, Davidson 69												
Game 4 • November 18, 2011 • Durham, N.C.												
Davidson		FG	3FG	FT	REB	PF	TP	A	TO	B	S	Min
Cohen	f	4-7	2-3	2-2	1-0-1	4	12	1	2	0	1	27
Brooks	f	4-11	0-1	4-4	4-2-6	4	12	0	2	0	1	16
Kuhlman	g	3-10	0-3	4-4	0-6-6	1	10	4	3	0	0	33
Cochran	g	2-9	0-3	0-0	1-0-1	1	4	1	1	0	2	26
Droney	g	2-4	1-1	2-2	1-3-4	0	7	4	4	0	0	25
Kalinowski		1-4	1-2	0-0	1-2-3	0	3	1	1	0	0	12
Reigel		0-0	0-0	0-0	1-2-3	1	0	0	0	0	0	14
Ben-Eze		1-2	0-0	0-0	1-1-2	2	2	0	1	0	1	10
Czerapowicz		5-13	3-7	2-2	1-4-5	4	15	0	2	1	1	11
Mann		2-2	0-0	0-0	0-1-1	5	4	0	1	0	0	11
TEAM					0-1-1							
Totals		24-62	7-20	14-14	11-22-33	22	69	11	17	1	6	200
Pct.		38.7	35.0	100.0	DR: 0-1							

Duke	FG	3FG	FT	REB	PF	PT	A	T	B	S	Min
Ma Plumlee f	7-10	0-0	2-6	2-11-13	1	16	2	2	0	1	29
Kelly f	6-6	1-3	1-3	1-4-5	2	8	1	0	3	2	24
Rivers g	8-13	0-1	1-2	0-2-2	2	17	2	4	0	1	37
Dawkins g	1-3	1-3	2-4	0-1-1	0	5	1	2	0	0	20
Curry g	6-11	2-3	3-3	0-3-3	3	17	1	1	0	2	34
Cook	2-4	1-2	4-5	1-0-1	1	9	0	0	0	2	12
Thornton	0-2	0-1	0-1	0-1-1	3	0	2	0	0	0	17
Gbinije	0-0	0-0	0-0	0-0-0	1	0	0	1	0	0	2
Hairston	0-1	0-0	0-0	1-2-3	0	0	0	1	0	0	8
MI Plumlee	2-4	0-0	6-6	3-1-4	4	10	1	1	1	1	17
TEAM				0-1-1							
Totals	29-54	5-13	19-30	8-26-34	17	82	10	12	4	9	200
Pct.	53.7	38.5	63.3	DR: 5.1							

Score by Periods	1st	2nd	Total
Davidson	35	34	69
Duke	34	48	82

<div> <div>[6/6] Duke 77, Tennessee 67</div> <div>Game 5 • November 21, 2011 • Maui, Hawaii</div> </div>												
Tennessee	FG	3FG	FT	REB	PF	TP	A	TO	B	S	Min	
Hail	f 2-5	0-0	2-2	2-2-4	4	6	0	0	2	1	13	
Maymon	f 5-14	0-2	4-4	5-7-12	2	14	2	4	0	2	32	
Golden	g 4-8	0-2	5-6	1-0-1	4	13	2	3	0	0	20	
Tatum	g 4-8	0-0	2-3	0-5-5	1	10	4	0	0	0	29	
McRae	g 3-10	1-1	5-6	0-2-2	2	11	0	2	0	0	28	
Makanjuola	g 2-2	0-0	0-0	1-1-2	4	4	0	0	0	0	13	
Richardson	0-0	0-0	0-0	0-1-1	2	0	0	0	1	0	10	
Woodridge	1-3	0-1	1-2	1-2-3	3	3	0	2	0	0	15	
Washpun	1-2	0-0	0-0	0-1-1	1	2	0	0	0	2	19	
McBee	1-2	0-1	0-0	0-2-2	1	2	1	1	0	1	12	
Miller	1-4	0-1	0-1	0-1-1	0	2	0	0	0	1	9	
TEAM				0-0-0								
Totals	24-58	0-8	19-24	10-24-34	24	67	9	12	3	7	200	
Pct.	41.4	0	79.2	DR: 1								

Duke	3-G	3FG	2-F	REB	PF	TP	A	T	O	B	S	Min
Ma Plumlee f	3-5	0-0	2-5	2-11-13	2	8	1	3	0	0	0	33
Kelly f	5-9	2-6	5-6	1-5-6	3	17	1	1	0	1	0	27
Rivers g	6-15	2-4	4-6	0-3-3	1	18	2	2	0	0	1	31
Daykins g	4-7	2-4	0-0	0-0-0	3	10	1	0	0	0	0	32
Curry g	5-10	1-4	6-6	0-1-1	3	17	4	3	0	2	36	
Cook	1-3	0-0	0-0	0-2-0	0	2	1	1	1	1	1	8
Thornton	0-0	0-0	0-0	0-0-0	5	0	0	2	0	0	0	14
Hairston	0-0	0-0	0-0	2-0-2	0	0	0	0	0	0	0	2
Mi. Plumlee	2-5	0-0	1-4	3-3-6	1	5	1	1	1	0	1	17
TEAM												
Totals	26-54	7-18	18-27	9-28-37	18	77	11	13	2	5	200	
Pct.	48.1	38.9	66.7	DR: 4								

Score by Periods	1st	2nd	Total
Tennessee	33	34	77
Duke	39	38	67

[6/6] Duke 82, [15/15] Michigan 75												
Game 6 • November 22, 2011 • Maui, Hawaii												
Michigan		FG	3FG	FT	REB	PF	TP	A	TO	B	S	Min
Stomelycz f	2-3	0-0	1-3	2-3-5	5	5	0	2	1	1	12	
Morgan f	6-7	0-0	0-0	2-4-6	2	12	0	2	1	0	38	
Novak g	4-10	3-7	0-0	2-3-5	5	11	1	1	0	2	38	
Burke g	8-17	1-4	0-0	1-2-3	3	17	9	3	0	1	39	
Hardaway Jr. g	6-14	2-6	5-6	1-2-3	1	19	0	0	1	0	36	
Douglass	4-7	1-4	0-0	1-3-4	0	9	0	0	0	0	30	
Vogrich	1-1	0-0	0-0	1-1-2	1	2	0	1	0	0	8	
Horford	0-2	0-0	0-0	1-0-1	1	0	0	0	0	0	4	
Milcims	0-0	0-0	0-0	0-0-0	0	0	0	0	0	0	0+	
Christian	0-2	0-0	0-0	0-0-0	1	0	0	0	0	0	3	
TEAM				1-1-2								
Totals	31-63	7-21	6-9	12-19-31	19	75	10	9	3	4	200	
Pct.	49.2	33.3	66.7	DR: 2								

Duke	3G	3FG	FT	REB	PF	TP	A	TO	B	S	Min
Ma Plumlee f	3-3	0-0	0-3	1-4.5	4	6	2	3	1	2	29
Kelly f	3-6	2-4	9-10	2-3.5	0	17	2	3	2	2	36
Rivers g	6-14	2-5	6-10	0-4.4	1	20	3	2	0	0	36
Dawkins g	5-12	4-9	0-0	1-1.2	1	14	0	0	0	0	35
Curry g	6-7	3-3	2-2	1-1.2	2	17	3	1	0	0	34
Cook g	0-0	0-0	0-0	0-1.1	0	0	1	0	0	0	4
Thornton	1-1	0-0	2-2	0-1.1	3	4	2	0	0	0	12
Hairston	0-1	0-0	0-0	0-0.0	0	0	0	0	0	0	1
Ma Plumlee	2-2	0-0	0-0	1-4.5	3	4	0	3	0	0	13
TEAM				0-2.2							
Totals	26-46	11-21	19-27	6-21.27	14	82	13	12	3	5	200
Pct.	56.5	52.4	70.4	DR: 3							

Score by Periods	1st	2nd	Total
Michigan	22	53	75
Duke	34	48	82

[6/6] Duke 68, [14/14] Kansas 61													
Game 7 • November 23, 2011 • Maui, Hawaii													
Duke	FG	3FG	FT	REB	PF	TP	A	TO	B	S	Min		
Ma. Plumlee	f	5-10	0-0	7-9	5-7-12	3	17	1	4	2	1	37	
Kelly	f	6-17	3-8	2-2	0-3-3	1	17	3	1	1	1	36	
Rivers	g	4-10	2-5	0-1	2-2-4	4	10	0	1	0	0	27	
Dawkins	g	2-5	2-4	0-0	0-1-1	2	6	1	1	0	0	34	
Curry	g	2-8	2-4	3-3	1-2-3	3	9	3	3	0	1	36	
Cook	0-1	0-1	0-0	0-0-0	0	0	0	0	0	0	0	1	
Thornlon	2-4	2-3	1-2	3-0-3	2	7	1	1	0	1	0	21	
Mi. Plumlee	1-1	0-0	0-0	0-1-1	1	2	0	1	0	0	0	8	
TEAM				1-1-2					1				
Totals	22-56	11-25	13-17	12-17-29	16	68	9	13	3	4	200		
Pct.	39.3	44.0	76.5	DR: 2									

FGs (1st half: 12-28, 42.9%; 2nd half: 10-28, 35.7%)  
3FGs (1st half: 5-12, 41.7%; 2nd half: 6-13, 46.2%)  
FTs (1st half: 2-2, 100.0%; 2nd half: 11-15, 73.3%)

Kansas	FG	3FG	FT	REB	PF	TP	A	TO	B	S	Min		
Robinson	f	6-15	0-0	4-6	3-12-15	3	16	0	1	1	1	36	
Releford	f	2-6	0-2	0-0	3-2-5	1	4	1	1	0	1	33	
Withey	c	4-7	0-0	6-6	3-7-10	4	14	0	1	2	1	31	
Taylor	g	6-13	0-0	5-6	0-2-2	3	17	4	11	1	1	38	
Johnson	g	3-7	2-5	2-2	0-0-0	3	10	1	2	0	1	32	
Tharpe	0-0	0-0	0-0	0-0-0	0	0	0	1	0	0	0	7	
Teahran	0-1	0-1	0-0	0-0-0	2	0	0	0	0	0	0	13	
Wesley	0-0	0-0	0-0	0-0-0	5	0	0	0	0	0	0	10	
TEAM				2-1-3									
Totals	21-49	2-8	17-20	11-24-35	21	61	6	17	4	5	200		
Pct.	42.9	25.0	85.0	DR: 3									

FGs (1st half: 11-22, 50.0%; 2nd half: 10-27, 37.0%)  
3FGs (1st half: 1-3, 33.3%; 2nd half: 1-5, 20.0%)  
FTs (1st half: 12-14, 85.7%; 2nd half: 5-6, 83.3%)

Officials: Terry Wymer, Mike Roberts, Tom Eads  
Attendance: 2,400 • Technical Fouls: None.  
2011 Maui Invitational All-Tournament Team: Ryan Kelly - Duke (MVP), Austin Rivers - Duke, Thomas Robinson - Kansas, Tim Hardaway Jr. - Michigan, Jason Clark - Georgetown.

Score by Periods	1st	2nd	Total
Duke	31	37	68
Kansas	35	26	61

[7/5] Duke 86, Washington 80													
Game 10 • December 10, 2011 • New York, N.Y.													
Washington	FG	3FG	FT	REB	PF	TP	A	TO	B	S	Min		
Gant	f	2-3	0-1	2-3	2-2-4	5	6	0	2	0	0	19	
N'Diaye	g	2-7	0-0	0-2	4-1-5	2	4	0	1	0	0	17	
Gaddy	g	2-4	0-2	3-5	0-2-2	5	7	1	0	1	36		
Wilcox	g	10-19	2-7	0-0	0-3-3	4	22	2	3	0	1	37	
Ross	g	7-17	2-5	0-1	2-5-7	3	16	2	0	0	1	33	
Stewart	0-0	0-0	0-0	0-0-0	0	0	0	0	0	0	0+		
Breunig	0-0	0-0	0-0	0-1-1	2	0	0	0	0	0	0	2	
Wroten	8-12	1-1	6-8	0-5-5	5	23	0	5	0	1	24		
Simmons	0-3	0-1	2-4	1-5-6	3	2	3	2	0	3	32		
TEAM				2-1-3									
Totals	31-65	5-17	13-23	11-25-36	29	80	14	14	0	7	200		
Pct.	47.7	29.4	56.5	DR: 5									

FGs (1st half: 10-31, 32.3%; 2nd half: 21-34, 61.8%)  
3FGs (1st half: 2-9, 22.2%; 2nd half: 3-8, 37.5%)  
FTs (1st half: 4-9, 44.4%; 2nd half: 9-14, 64.3%)

Duke	FG	3FG	FT	REB	PF	TP	A	TO	B	S	Min		
Ma. Plumlee	f	5-8	0-0	2-11	1-8-9	1	12	1	2	2	3	30	
Kelly	f	6-15	1-2	3-5	3-5-8	3	16	1	1	2	3	27	
Rivers	g	6-13	2-5	4-4	2-2-4	5	18	3	3	0	0	25	
Thornlon	g	0-0	0-0	2-4	0-3-3	4	2	3	3	0	0	30	
Curry	g	2-5	0-1	4-4	1-1-2	5	8	3	5	0	0	30	
Cook	0-0	0-0	4-6	0-0-0	1	4	0	0	0	0	0	4	
Gbinije	0-0	0-0	0-0	0-0-0	0	0	0	0	0	0	0	1	
Hairston	0-0	0-0	0-0	0-0-0	0	0	0	0	0	0	0	1	
Dawkins	5-13	2-9	5-6	0-4-4	0	17	2	0	0	0	0	32	
Mi. Plumlee	3-3	0-0	3-4	3-4-7	2	9	0	0	3	1	20		
TEAM				3-1-4									
Totals	27-57	5-17	27-44	13-28-41	21	86	13	14	7	7	200		
Pct.	47.4	29.4	61.4	DR: 9									

FGs (1st half: 15-35, 42.9%; 2nd half: 12-22, 54.5%)  
3FGs (1st half: 2-10, 20.0%; 2nd half: 3-7, 42.9%)  
FTs (1st half: 8-9, 88.9%; 2nd half: 19-35, 54.3%)

Officials: Les Jones, Karl Hess, Roger Ayers  
Attendance: 15, 525 • Technical Fouls: None.  
  
Score by Periods  
Washington  
Duke

Score by Periods	1st	2nd	Total
Washington	26	54	80
Duke	40	46	86

[2/2] Ohio State 85, [3/4] Duke 63													
Game 8 • November 29, 2011 • Columbus, Ohio													
Duke	FG	3FG	FT	REB	PF	TP	A	TO	B	S	Min		
Ma. Plumlee	f	7-12	0-0	2-5	1-7-8	3	16	1	4	2	2	35	
Kelly	f	0-2	0-0	0-0	0-3-3	1	0	1	1	0	0	15	
Rivers	g	8-18	2-4	4-6	1-1-2	2	22	3	2	0	0	37	
Dawkins	g	0-1	0-0	0-0	0-1-1	1	0	0	0	0	0	19	
Curry	g	3-8	1-6	0-0	0-1-1	2	7	0	3	0	0	26	
Cook	2-6	0-3	0-0	1-0-1	0	4	4	2	0	1	14		
Thornlon	0-2	0-2	0-0	0-1-1	0	0	0	0	0	0	0	8	
Gbinije	1-1	0-0	0-0	0-2-2	1	2	0	0	0	1	16		
Hairston	3-3	0-0	0-0	1-0-1	3	6	0	0	0	0	13		
Mi. Plumlee	2-2	0-0	2-3	1-2-3	1	6	1	0	0	0	17		
TEAM				3-1-4									
Totals	26-55	3-15	8-14	8-19-27	14	63	10	12	2	4	200		
Pct.	47.3	20.0	57.1	DR: 2									

FGs (1st half: 12-27, 44.4%; 2nd half: 14-28, 50.0%)  
3FGs (1st half: 1-7, 14.3%; 2nd half: 2-8, 25.0%)  
FTs (1st half: 3-3, 100.0%; 2nd half: 5-11, 45.5%)

Ohio State	FG	3FG	FT	REB	PF	TP	A	TO	B	S	Min		
Sullinger	f	8-14	0-1	5-7	1-7-8	2	21	1	2	0	1	37	
Thomas	f	8-12	2-4	0-0	2-3-5	0	18	1	0	0	0	28	
Craft	g	7-11	3-4	0-0	1-4-5	2	17	8	4	0	1	38	
Smith Jr.	g	1-1	1-1	0-0	0-5-5	3	3	1	2	0	1	25	
Buford	g	8-15	2-3	2-2	2-3-5	2	20	4	1	0	0	39	
Sibert	2-3	0-1	0-1	1-2-3	2	4	1	0	0	0	15		
Scott	0-0	0-0	0-0	0-0-0	0	0	1	0	0	0	0	2	
Thompson	0-0	0-0	0-0	0-0-0	0	0	0	0	0	0	0	1	
Weatherspoon	1-1	0-0	0-0	0-0-0	0	2	0	0	0	0	0	1	
Williams	0-0	0-0	0-0	0-0-0	0	0	0	0	1	0	1		
Ravenel	0-2	0-0	0-0	0-1-1	4	0	1	1	1	1	13		
TEAM				1-0-1									
Totals	35-59	8-14	7-10	8-25-33	15	85	18	10	2	4	200		
Pct.	59.3	57.1	70.0	DR: 0									

FGs (1st half: 20-33, 60.6%; 2nd half: 15-26, 57.7%)  
3FGs (1st half: 3-9, 33.3%; 2nd half: 5-5, 100.0%)  
FTs (1st half: 4-5, 80.0%; 2nd half: 3-5, 60.0%)

Officials: Mike Kitts, Ted Valentine, Terry Wymer  
Attendance: 18,809 • Technical Fouls: None.  
  
Score by Periods  
Duke  
Ohio State

Score by Periods	1st	2nd	Total
Duke	28	35	63
Ohio State	47	38	85

[7/5] Duke 90, UNC Greensboro 63													
Game 11 • December 19, 2011 • Durham, N.C.													
UNCG	FG	3FG	FT	REB	PF	TP	A	TO	B	S	Min		
Simpson	f	1-10	0-2	2-3	3-3-6	2	4	0	1	0	0	20	
Brackett	f	5-10	0-0	0-2	0-3-3	3	10	0	0	0	0	25	
Williams	g	2-6	0-1	1-3	1-3-4	3	5	3	5	1	4	32	
Parker	g	2-2	1-1	3-4	0-3-3	1	8	2	2	0	1	27	
Van Dussen	g	2-5	0-2	0-2	1-2-3	2	4	4	3	0	2	32	
Armstrong	4-10	1-3	2-4	1-2-3	3	11	2	0	0	2	22		
Bethra	1-1	0-0	0-0	1-0-1	0	2	0	0	0	0	1		
Randall	4-7	2-4	2-2	0-0-0	1	12	3	0	0	0	18		
Henry	1-4	0-0	1-2	1-1-2	1	3	0	0	0	0	15		
Robinson	0-1	0-0	0-0	0-0-0	1	0	0	0	0	1	1		
Paulos	0-0	0-0	0-0	0-0-0	1	0	0	1	0	0	0+		
McNeely	1-1	0-0	0-0	0-0-0	0	2	0	0	0	0	1		
Hoffer	1-2	0-0	0-0	1-0-1	3	2	0	1	0	0	6		
TEAM				1-0-1									
Totals	24-59	4-13	11-22	10-17-27	21	63	14	14	1	10	200		
Pct.	40.7	30.8	50.0	DR: 3.1									

FGs (1st half: 14-30, 46.7%; 2nd half: 10-29, 34.5%)  
3FGs (1st half: 2-7, 28.6%; 2nd half: 2-6, 33.3%)  
FTs (1st half: 4-11, 36.4%; 2nd half: 7-11, 63.6%)

Duke		FG	3FG	FT	REB	PF	TP	A	TO	B	S	Min
Ma. Plumlee	f	6-8	0-0	3-8	6-7-13	2	15	2	2	2	0	24
Kelly	f	1-3	1-2	7-10	1-3-3	1	10	1	1	2	1	18
Rivers	g	5-11	2-5	2-4	0-3-4	3	14	2	2	0	0	26
Thurmon	g	1-2	1-2	0-0	0-0-0	4	3	1	1	0	0	26
Curry	g	2-6	1-4	4-4	0-0-0	3	9	0	4	0	4	20
Cook		6-7	2-3	0-0	0-0-0	0	14	2	2	0	1	18
Gbinije		2-2	0-0	4-4	1-2-3	1	8	0	0	0	0	14
Hairston		2-8	0-0	2-2	3-1-4	1	6	0	1	0	0	11
Dawkins		4-6	3-5	0-0	0-4-4	2	11	1	2	0	0	27
Ma. Plumlee		0-1	0-0	0-0	2-11-13	2	0	1	2	1	0	24
Zafirovski		0-0	0-0	0-0	0-0-0	0	0	0	1	0	0	2
TEAM					0-2-2							
Totals		29-54	10-21	22-32	13-33-46	19	90	10	18	5	8	200
Pct.		53.7	47.6	68.8	DR: 4							

[7/5] Duke 85, Penn 55												
Game 13 • January 1, 2012 • Durham, N.C.												
Pennsylvania	FG	3FG	FT	REB	PF	TP	A	TO	B	S	Min	
Brooks	f	4-10	0-0	0-0	4-2-6	4	8	0	1	0	21	
Belcore	f	1-4	0-1	0-0	0-2-2	1	2	3	2	0	1	24
Cartwright	g	5-14	0-2	0-0	0-1-1	3	10	0	4	0	1	35
Rosen	g	5-13	0-3	1-1	0-1-1	2	11	4	3	1	3	35
Bernardini	g	2-5	1-2	2-2	0-3-3	4	7	1	2	0	2	2
Esprit	0-0	0-0	0-0	0-0-0	0	0	0	0	0	0	0	2
Kukoc	3-6	1-2	2-2	1-0-1	2	9	0	1	0	2	14	
Dougherty	1-4	0-0	0-0	0-2-0	1	2	0	1	1	2	16	
Cairns	0-0	0-0	0-0	0-0-0	0	0	0	0	0	0	1	
Crocker	0-0	0-0	0-0	0-0-0	0	0	0	0	0	0	1	
Jok	0-2	0-2	0-0	0-0-0	0	0	0	0	0	0	2	
Rennard	0-1	0-1	4-4	0-2-2	0	4	2	0	0	0	18	
Lucas-Perry	0-0	0-0	0-0	0-0-0	0	0	0	0	0	0	2	
Howlett	1-3	0-0	0-0	1-2-3	0	2	0	0	0	0	3	
TEAM				4-1-5								
Totals	22-62	2-13	9-9	11-18-29	17	55	10	13	3	11	200	
Pct.	35.5	15.4	100.0	DR: 0								

FGs (1st half: 12-30, 40.0%; 2nd half: 10-32, 31.3%)  
3FGs (1st half: 2-6, 33.3%; 2nd half: 0-7, 0.0%)  
FTs (1st half: 0-0, 0.0%; 2nd half: 9-9, 100.0%)

Duke	FG	3FG	FT	REB	PF	TP	A	TO	B	S	Min	
Ma. Plumlee	f	4-8	0-0	2-5	5-9-14	2	10	2	2	1	0	25
Kelly	f	7-12	4-4	0-1	5-7-12	1	18	2	0	1	1	26
Rivers	g	3-8	0-2	2-2	0-1-1	1	8	1	2	1	1	27
Thornton	g	2-3	1-1	0-0	1-1-2	0	5	1	1	0	1	17
Curry	g	5-12	3-7	2-2	0-2-2	1	15	2	2	0	0	25
Cook	2-5	0-2	2-2	0-1-1	2	6	9	0	0	0	0	22
Gbinije	1-2	0-1	0-0	1-0-1	1	2	0	0	0	0	10	
Hairston	2-3	0-0	1-2	1-0-1	1	5	0	1	0	0	11	
Dawkins	2-7	1-3	1-2	1-3-4	2	6	2	2	1	0	20	
Mi. Plumlee	4-6	0-0	2-2	4-3-7	0	10	1	2	4	1	17	
TEAM				0-2-2								
Totals	32-66	9-20	12-18	18-29-47	11	85	20	12	7	5	200	
Pct.	39.3	44.0	76.5	DR: 2								

FGs (1st half: 18-38, 47.4%; 2nd half: 14-28, 50.0%)  
3FGs (1st half: 6-13, 46.2%; 2nd half: 3-7, 42.9%)  
FTs (1st half: 2-3, 66.7%; 2nd half: 10-15, 66.7%)

Officials: Joe Lindsay, Ray Perone, Pat Driscoll  
Attendance: 9,314 • Technical Fouls: None.

Score by Periods	1st	2nd	Total
Pennsylvania	26	29	55
Duke	44	41	85

[8/6] Duke 61, [16/17] Virginia 58												
Game 16 • January 12, 2012 • Durham, N.C.												
Virginia	FG	3FG	FT	REB	PF	TP	A	TO	B	S	Min	
Scott	f	10-19	1-2	2-3	3-6-9	0	23	1	2	0	1	34
Sene	c	2-2	0-0	2-2	0-4-4	4	6	0	2	0	0	23
Evans	g	0-6	0-1	0-0	1-0-1	1	0	6	0	0	1	31
Harris	g	5-11	1-4	3-4	3-2-5	2	14	2	0	0	0	25
Zeglinski	g	0-8	0-5	0-0	0-3-3	1	0	5	3	0	2	37
Jesperson	1-2	0-1	0-0	0-0-0	1	2	0	0	0	0	10	
Brogdon	2-7	1-3	0-0	1-1-2	1	5	0	1	0	0	17	
Mitchell	3-4	0-0	0-0	3-3-6	4	6	2	1	0	0	15	
Atkins	1-2	0-0	0-0	3-1-4	4	2	0	0	1	0	8	
TEAM				1-0-1								
Totals	24-61	3-16	7-9	15-20-35	18	58	16	9	1	4	200	
Pct.	39.3	18.8	77.8	DR: 1								

FGs (1st half: 14-27, 51.9%; 2nd half: 10-34, 29.4%)  
3FGs (1st half: 3-5, 60.0%; 2nd half: 0-11, 0.0%)  
FTs (1st half: 1-1, 100.0%; 2nd half: 6-8, 75.0%)

Duke	FG	3FG	FT	REB	PF	TP	A	TO	B	S	Min	
Ma. Plumlee	f	5-6	0-0	2-10	0-7-7	3	12	2	1	1	0	33
Kelly	f	3-9	1-3	2-4	3-4-7	2	9	2	4	3	0	32
Rivers	g	5-8	1-4	0-0	1-1-2	3	11	1	2	0	1	29
Cook	g	1-3	0-2	0-0	0-1-1	1	2	0	1	0	0	12
Curry	g	4-9	1-5	2-3	1-3-4	1	11	2	1	1	0	34
Thornton	1-2	0-0	0-0	1-2-3	0	2	3	0	0	1	16	
Dawkins	3-7	2-6	2-2	0-1-1	1	10	1	0	0	0	29	
Mi. Plumlee	2-2	0-0	0-0	0-2-2	5	4	0	2	1	1	15	
TEAM				1-2-3								
Totals	24-46	5-20	8-19	7-23-30	16	61	11	11	6	3	200	
Pct.	52.2	25.0	42.1	DR: 6								

FGs (1st half: 10-23, 43.5%; 2nd half: 14-23, 60.9%)  
3FGs (1st half: 3-13, 23.1%; 2nd half: 2-7, 28.6%)  
FTs (1st half: 5-10, 50.0%; 2nd half: 3-9, 33.3%)

Officials: Bryan Kersey, Mike Eades, Ed Corbett  
Attendance: 9,314 • Technical Fouls: None.  
Mi. Plumlee fouled out at 3:08 in 2nd

Score by Periods	1st	2nd	Total
Virginia	32	26	58
Duke	28	33	61

Temple 78, [5/3] Duke 73												
Game 14 • January 4, 2012 • Philadelphia, Pa.												
Duke	FG	3FG	FT	REB	PF	TP	A	TO	B	S	Min	
Rivers	g	3-11	2-3	4-6	0-4-4	2	12	2	3	0	0	33
Kelly	f	1-2	0-0	3-4	1-1-2	3	5	0	1	1	0	19
Ma. Plumlee	f	7-13	0-0	2-2	7-6-13	1	16	4	3	2	1	32
Thornton	g	2-5	1-1	0-0	0-2-2	4	5	0	2	0	1	25
Curry	g	2-5	1-3	1-2	0-0-0	3	6	3	5	0	4	30
Cook	2-6	1-4	0-0	0-1-1	3	5	2	1	0	0	12	
Gbinije	2-2	1-1	0-0	1-0-1	1	5	0	0	0	1	8	
Hairston	1-1	0-0	0-0	1-0-1	1	2	1	0	0	0	8	
Dawkins	0-3	0-2	0-0	0-1-1	1	0	0	1	0	1	14	
Mi. Plumlee	8-11	0-0	1-2	3-1-4	0	17	1	0	2	0	19	
TEAM				0-0-0								
Totals	28-59	6-14	11-16	13-16-29	19	73	13	16	5	8	200	
Pct.	.475	.429	.688	DR: 4								

FGs (1st half: 14-29, 48.3%; 2nd half: 14-30, 46.7%)  
3FGs (1st half: 2-6, 33.3%; 2nd half: 4-8, 50.0%)  
FTs (1st half: 3-4, 75.0%; 2nd half: 8-12, 66.7%)

Temple	FG	3FG	FT	REB	PF	TP	A	TO	B	S	Min	
Moore	f	5-9	1-2	0-1	0-2-2	3	11	4	4	0	1	35
Hollis-Jefferson	f	7-10	0-0	3-3	2-4-6	4	17	4	2	0	1	36
Lee	c	5-10	0-0	1-2	5-2-7	3	11	0	0	3	1	29
Wyatt	g	8-12	3-5	3-6	2-2-4	4	22	3	2	0	5	30
Fernandez	g	1-4	0-1	2-2	0-4-4	1	4	6	7	0	1	36
Cummings	0-0	0-0	0-0	0-1-1	0	0	0	0	0	0	4	
Dileo	1-1	0-0	0-0	1-1-2	0	2	1	0	0	0	2	12
Brown	4-9	1-2	2-4	2-2-4	2	11	0	2	0	0	18	
TEAM				1-1-2								
Totals	31-55	5-10	11-18	13-19-32	17	78	18	17	3	11	200	
Pct.	.564	.500	.611	DR: 2								

FGs (1st half: 16-27, 59.3%; 2nd half: 15-28, 53.6%)  
3FGs (1st half: 1-5, 20.0%; 2nd half: 4-5, 80.0%)  
FTs (1st half: 2-4, 50.0%; 2nd half: 9-14, 64.3%)

Officials: John Gaffney, Earl Walton, Dwayne Gladden  
Attendance: 20,420 • Technical Fouls: None.

Score by Periods	1st	2nd	Total
Duke	33	40	73
Temple	35	43	78

[8/6] Duke 73, Clemson 66												
Game 17 • January 15, 2012 • Durham, N.C.												
Duke	FG	3FG	FT	REB	PF	TP	A	TO	B	S	Min	
Ma. Plumlee	f	4-6	0-0	4-4	3-4-7	4	12	1	2	0	0	26
Kelly	f	3-8	0-2	2-3	1-3-4	2	8	2	2	1	1	26
Rivers	g	2-7	0-2	0-1	0-1-1	2	4	0	2	0	0	28
Cook	g	4-6	2-3	0-0	0-1-3	0	10	2	2	0	0	19
Curry	g	2-9	1-4	4-4	1-2-3	1	9	2	2	0	1	31
Thornton	0-3	0-3	0-0	1-2-3	1	0	2	1	0	1	12	
Gbinije	0-0	0-0	0-0	0-0-0	1	0	0	1	0	0	4	
Hairston	0-1	0-0	0-0	0-0-0	1	0	0	0	0	0	4	
Dawkins	7-12	5-9	5-6	0-2-2	0	24	0	1	2	1	27	
Mi. Plumlee	3-5	0-0	0-0	6-9-14	3	6	0	4	1	1	23	
TEAM				1-3-4								
Totals	25-57	8-23	15-18	13-26-39	15	73	9	17	4	5	200	
Pct.	43.9	34.8	83.3	DR: 0								

FGs (1st half: 12-29, 41.4%; 2nd half: 13-28, 46.4%)  
3FGs (1st half: 4-14, 28.6%; 2nd half: 4-9, 44.4%)  
FTs (1st half: 4-5, 80.0%; 2nd half: 11-13, 83.3%)

Clemson		FG	3FG	FT	REB	PF	TP	A	T	B	S	Min
Milton	f	7-13	1-3	1-4	1-3-4	4	16	3	2	1	2	27
Booker	f	6-14	0-1	0-1	7-6-13	5	12	0	3	0	1	37
Sapp	g	0-1	0-1	0-0	0-1-1	1	0	0	3	0	0	27
Smith	g	4-12	1-3	2-4	2-5-7	1	11	4	1	0	2	34
Young	g	4-14	2-7	2-2	0-3-3	1	12	5	0	1	2	34
Hall		0-0	0-0	2-4	0-1-1	0	2	0	1	0	0	7
Baciu		2-4	0-0	0-1	3-0-3	3	4	0	2	0	0	8
Coleman		0-3	0-1	1-2	0-1-1	0	1	1	0	0	1	7
Narcisse		1-2	0-0	2-2	2-2-4	2	4	0	0	0	0	8
Sullivan		0-0	0-0	0-0	0-0-0	1	0	0	0	0	0	3
McDaniels		2-3	0-0	0-0	1-0-1	1	4	0	0	0	1	8
TEAM					2-0-2							
Totals		26-66	4-16	10-20	18-22-40	19	66	13	12	2	9	200
Pct.		39.4	25.0	50.0	DR: 6							

Florida State 76, [4/4] Duke 73													
Game 19 • January 21, 2012 • Durham, N.C.													
Florida State	FG	3FG	FT	REB	PF	TP	A	TO	B	S	Min		
Gilson f	4-8	1-1	7-8	0-5-5	3	16	1	2	3	0	22		
James f	5-7	0-0	2-4	3-5-8	3	12	1	2	2	2	32		
Loucks g	2-6	0-2	4-6	1-2-3	2	8	3	1	0	2	29		
Dulkys g	5-8	2-4	0-0	0-5-5	2	12	4	2	0	0	30		
Snaer g	6-10	2-3	0-0	0-5-5	3	14	3	2	0	1	33		
White	1-3	1-1	2-2	0-0-0	2	5	0	1	0	0	18		
Peterson	0-0	0-0	0-0	0-1-1	1	0	2	2	0	0	11		
Miller	3-5	1-2	0-0	0-0-0	1	7	1	0	0	1	15		
Whitsnant	0-1	0-1	0-0	0-0-0	0	0	0	0	0	0	2		
Kreft	1-2	0-0	0-0	0-1-1	1	2	0	0	0	0	8		
TEAM				0-2-2									
Totals	27-50	7-14	15-20	4-26-30	18	76	15	12	5	6	200		
Pct.	54.0	50.0	75.0	DR: 3.1									

FGs (1st half: 9-23, 39.1%; 2nd half: 18-27, 66.7%)  
3FGs (1st half: 3-9, 33.3%; 2nd half: 4-5, 80.0%)  
FTs (1st half: 5-6, 83.3%; 2nd half: 10-14, 71.4%)

Duke	FG	3FG	FT	REB	PF	TP	A	TO	B	S	Min		
Ma. Plumlee f	2-4	0-0	2-3	2-4-6	4	6	3	2	1	0	30		
Mi. Plumlee f	2-5	0-0	3-3	6-2-8	1	7	1	1	0	0	26		
Rivers g	1-16	2-5	3-4	2-2-4	0	19	1	1	0	0	38		
Dawkins g	5-10	3-7	1-1	1-3-4	4	14	0	1	0	0	28		
Curry g	4-16	2-8	2-2	1-1-2	3	12	3	2	0	1	36		
Cook	0-0	0-0	0-0	0-0-0	0	0	0	0	0	0	1		
Thornton	2-3	1-1	0-0	0-1-1	1	5	4	1	0	0	17		
Kelly	3-9	2-2	2-4	0-4-4	4	10	1	2	0	3	24		
TEAM				2-2-4									
Totals	25-63	10-23	13-17	14-19-33	17	73	13	10	1	4	200		
Pct.	39.7	43.5	76.5	DR: 1, 2									

FGs (1st half: 11-35, 31.4%; 2nd half: 14-28, 50.0%)  
3FGs (1st half: 4-11, 36.4%; 2nd half: 6-12, 50.0%)  
FTs (1st half: 6-6, 100%; 2nd half: 7-11, 63.6%)

Officials: Les Jones, Mike Klits, Bernard Clinton  
Attendance: 9,314 • Technical Fouls: Duke: None

Score by Periods	1st	2nd	Total
Florida State	26	50	76
Duke	32	41	73

[7/5] Duke 75, Virginia Tech 60  
Game 22 • February 2, 2012 • Blacksburg, Va.

Duke	FG	3FG	FT	REB	PF	TP	A	TO	B	S	Min		
Ma. Plumlee f	4-10	0-0	2-2	0-6-6	2	10	1	0	2	1	29		
Hairston f	3-6	0-0	0-1	2-1-3	2	6	0	0	0	1	15		
Rivers g	7-11	4-6	0-0	1-4-5	0	18	5	2	0	1	35		
Thornton g	0-1	0-1	2-2	0-3-3	2	2	1	1	0	1	28		
Dawkins g	2-3	1-1	0-0	0-1-1	3	5	1	0	0	1	23		
Cook	2-4	0-2	0-1	0-1-1	0	4	3	0	0	0	12		
Mi. Plumlee	2-5	0-0	0-0	0-5-5	2	4	0	1	0	0	9		
Curry	2-7	1-4	6-6	0-3-3	2	11	1	1	0	0	23		
Kelly	5-10	2-4	3-4	3-1-4	4	15	0	2	0	0	26		
TEAM				1-1-2									
Totals	27-57	8-18	13-16	12-21-33	17	75	12	7	2	5	200		
Pct.	47.4	44.4	81.3	DR: 0									

FGs (1st half: 14-28, 50.0%; 2nd half: 13-29, 44.8%)  
3FGs (1st half: 4-9, 44.4%; 2nd half: 4-9, 44.4%)  
FTs (1st half: 6-7, 85.7%; 2nd half: 7-9, 77.8%)

Virginia Tech	FG	3FG	FT	REB	PF	TP	A	TO	B	S	Min		
Davila f	6-8	0-0	4-6	4-3-7	2	16	2	2	1	0	29		
Finney-Smith f	0-4	0-1	0-0	1-1-2	3	0	0	2	2	0	17		
Rankin g	3-6	1-2	1-2	0-2-2	1	8	0	1	0	0	20		
Green g	6-12	1-3	4-4	0-7-7	1	17	1	3	0	1	36		
Eddie g	3-10	0-5	0-0	0-3-3	0	6	1	2	1	0	32		
Brown	1-6	1-1	0-0	0-0-0	4	3	1	0	0	1	22		
Raines	2-3	0-0	0-0	1-0-1	3	4	0	0	0	0	11		
Hudson	2-3	0-1	2-2	1-0-1	2	6	0	3	0	1	27		
Barksdale	0-0	0-0	0-0	1-2-3	0	0	0	0	0	0	6		
TEAM				1-2-3									
Totals	23-52	3-13	11-14	9-20-29	16	60	5	13	4	3	200		
Pct.	44.2	23.1	78.6	DR: 2.1									

FGs (1st half: 10-25, 40.0%; 2nd half: 13-27, 48.1%)  
3FGs (1st half: 1-7, 14.3%; 2nd half: 2-6, 33.3%)  
FTs (1st half: 7-8, 87.5%; 2nd half: 4-6, 66.7%)

Officials: Karl Hess, Ed Corbett, Jos Lindsay  
Attendance: 9,847 • Technical Fouls: Duke: Andre Dawkins.

Score by Periods	1st	2nd	Total
Duke	38	37	75
Virginia Tech	28	32	60

[8/6] Duke 74, Maryland 61													
Game 20 • January 25, 2012 • College Park, Md.													
Duke	FG	3FG	FT	REB	PF	TP	A	TO	B	S	Min		
Ma. Plumlee f	9-13	0-0	5-5	3-9-12	2	23	4	1	1	0	31		
Mi. Plumlee f	3-4	0-0	1-2	1-3-4	2	7	1	1	1	0	18		
Rivers g	5-12	0-3	0-0	0-5-5	3	10	3	3	0	1	38		
Dawkins g	1-6	1-5	0-0	0-4-4	1	3	2	1	0	0	22		
Curry g	2-9	0-4	4-4	3-1-4	1	8	2	2	0	0	31		
Thornton	1-2	0-0	0-0	0-0-0	4	7	2	0	0	0	29		
Hairston	1-2	0-0	0-0	0-0-0	0	2	0	0	0	0	7		
Kelly	5-7	2-3	2-2	1-3-4	4	14	0	1	3	0	24		
TEAM				2-1-3									
Totals	27-55	3-16	17-18	10-26-36	17	74	14	9	5	1	200		
Pct.	49.1	18.8	94.4	DR: 1									

FGs (1st half: 14-30, 46.7%; 2nd half: 13-25, 52.0%)  
3FGs (1st half: 2-9, 22.2%; 2nd half: 1-7, 14.3%)  
FTs (1st half: 7-7 100%; 2nd half: 10-11, 94.4%)

Maryland	FG	3FG	FT	REB	PF	TP	A	TO	B	S	Min		
Mosley f	2-8	1-2	1-2	2-3-5	5	6	3	1	0	1	31		
Pankey f	3-6	0-0	2-4	5-3-8	4	8	0	0	0	0	23		
Padgett c	1-5	0-0	4-6	2-1-3	0	6	1	0	0	0	30		
Hoglin g	7-14	0-4	2-7	0-2-2	3	16	3	0	0	0	33		
Howard g	4-10	2-4	0-0	1-5-6	2	10	4	4	0	1	35		
Faust	3-8	1-3	0-0	2-1-3	1	7	0	1	0	0	19		
Weijis	1-2	0-0	0-0	0-0-0	0	2	0	0	0	0	5		
Parker	1-1	0-0	2-2	0-1-1	1	4	0	1	1	0	12		
Len	1-3	0-0	0-0	0-0-0	2	2	1	1	2	0	12		
TEAM				1-2-3									
Totals	23-57	4-13	11-21	13-18-31	18	61	12	8	3	2	200		
Pct.	40.4	30.8	52.4	DR: 1, 2									

FGs (1st half: 12-30, 40%; 2nd half: 11-27, 40.7%)  
3FGs (1st half: 2-7, 28.6%; 2nd half: 2-6, 33.3%)  
FTs (1st half: 8-11, 72.7%; 2nd half: 3-10, 30.0%)

Officials: Karl Hess, Roger Ayers, Brian O’Connell  
Attendance: 17,950 • Technical Fouls: Duke: None

Score by Periods	1st	2nd	Total
Duke	37	37	74
Maryland	34	27	61

Miami 78, [7/5] Duke 74  
Game 23 • February 5, 2012 • Durham, N.C.

Miami	FG	3FG	FT	REB	PF	TP	A	TO	B	S	Min		
Kadji f	5-8	4-5	1-3	2-6-8	5	15	1	3	0	0	32		
Johnson c	11-17	0-1	5-10	8-4-12	3	27	0	0	0	1	35		
Larkin g	2-8	2-6	1-2	1-2-3	1	7	4	3	0	0	38		
Scott g	3-12	0-1	5-6	4-2-6	4	11	2	4	0	2	35		
Grant g	1-9	0-5	0-0	0-3-3	1	2	2	1	0	0	30		
T. Jones	1-4	0-3	0-0	0-1-1	2	2	1	2	0	0	16		
D. Jones	3-5	0-0	3-4	2-6-8	1	9	0	0	0	0	23		
Brown	2-4	1-2	0-0	1-0-1	2	5	1	0	0	1	16		
TEAM				2-4-6									
Totals	28-67	7-23	15-25	20-28-48	19	78	11	14	0	4	225		
Pct.	41.8	30.4	60.0	DR: 3.1									

FGs (1st half: 16-34, 47.1%; 2nd half: 10-28, 35.7%; OT: 2-5, 40.0%)  
3FGs (1st half: 5-12, 41.7%; 2nd half: 2-10, 20.0%; OT: 0-1, 0.0%)  
FTs (1st half: 5-7, 71.4%; 2nd half: 5-10, 50.0%; OT: 5-8, 62.5%)

Duke	FG	3FG	FT	REB	PF	TP	A	TO	B	S	Min		
Ma. Plumlee f	2-7	0-0	2-3	7-6-13	4	6	0	4	2	0	28		
Hairston f	1-4	0-0	0-0	2-0-2	2	2	0	1	1	0	13		
Rivers g	7-15	1-7	5-9	2-7-9	3	20	0	2	0	2	43		
Thornton g	1-3	1-3	0-0	0-0-0	3	3	1	0	0	0	10		
Dawkins g	1-5	1-4	0-0	0-1-1	1	3	1	1	0	0	14		
Cook	3-9	0-3	2-4	0-1-1	1	8	4	1	0	1	28		
Mi. Plumlee	1-2	0-0	0-0	2-2-4	3	2	1	0	0	1	24		
Curry	7-13	4-7	4-6	1-2-3	1	22	4	0	0	3	39		
Kelly	3-10	2-7	0-0	3-4-7	4	8	1	2	2	1	26		
TEAM				0-3-3									
Totals	26-68	9-31	13-22	17-26-43	22	64	12	11	5	8	225		
Pct.	38.2	29.0	59.1	DR: 5									

FGs (1st half: 11-30, 36.7%; 2nd half: 13-31, 41.9%; OT: 2-7, 28.6%)  
3FGs (1st half: 4-13, 30.8%; 2nd half: 4-14, 28.6%; OT: 1-4, 25.0%)  
FTs (1st half: 2-3, 66.7%; 2nd half: 11-13, 84.6%; OT: 0-6, 0.



[10/9] Duke 73, Maryland 55													
Game 25 • February 11, 2012 • Durham, N.C.													
Maryland	FG	3FG	FT	REB	PF	TP	A	TO	B	S	Min		
Pankey f	1-1	0-0	0-2	2-2-4	4	2	1	1	1	0	21		
Padgett f	0-4	0-0	2-6	1-1-2	2	2	1	3	0	0	26		
Faust g	6-12	1-2	2-2	0-8-8	2	15	1	4	1	1	37		
Stoglin g	4-16	0-6	5-5	0-4-4	3	13	2	2	0	0	30		
Mosley g	2-9	0-5	1-1	2-1-3	3	5	3	1	0	4	38		
Wejcs	1-2	0-0	0-0	2-2-4	2	2	0	1	1	0	11		
Parker	3-4	0-1	6-6	0-0-0	1	12	0	0	0	0	21		
Richmond	0-0	0-0	0-0	0-1-1	0	0	0	1	0	0	1		
Len	2-3	0-0	0-0	0-7-7	4	4	0	0	1	0	15		
TEAM				0-0-0									
Totals	19-51	1-14	16-22	7-26-33	21	55	8	13	4	5	200		
Pct.	37.3	7.1	72.7	DR: 4									

FGs (1st half: 10-27, 37.0%; 2nd half: 9-24, 37.5%)  
3FGs (1st half: 0-6, 0.0%; 2nd half: 1-8, 12.5%)  
FTs (1st half: 9-13, 69.2%; 2nd half: 7-9, 77.8%)

Duke	FG	3FG	FT	REB	PF	TP	A	TO	B	S	Min		
Ma. Plumlee f	5-12	0-0	6-10	7-3-10	2	16	1	1	1	1	31		
Kelly f	2-7	1-4	1-2	2-5-7	4	6	0	1	3	0	17		
Rivers g	3-9	3-6	2-6	0-1-1	1	11	4	2	0	1	40		
Thornlon g	1-4	1-4	2-2	2-1-3	4	5	2	0	0	1	21		
Curry g	7-15	3-6	2-2	0-1-1	2	19	3	1	0	2	34		
Cook	0-3	0-1	0-0	0-2-2	0	0	1	0	0	0	8		
Gbinije	0-0	0-0	0-0	0-0-0	0	0	0	0	0	0	1		
Hairston	0-0	0-0	0-0	0-0-0	2	0	0	1	0	1	3		
Dawkins	1-4	1-3	0-0	1-1-2	4	3	0	2	0	0	15		
Mi. Plumlee	6-11	0-0	1-3	9-13-22	1	13	0	1	1	2	28		
TEAM				0-0-0									
Totals	25-65	9-24	14-25	21-27-48	20	73	11	9	5	8	200		
Pct.	38.5	37.5	56.0	DR: 4									

FGs (1st half: 11-34, 32.4%; 2nd half: 14-31, 45.2%)  
3FGs (1st half: 5-16, 31.3%; 2nd half: 4-8, 50.0%)  
FTs (1st half: 5-9, 55.6%; 2nd half: 9-16, 56.3%)

Officials: Ray Natili, Brian Dorsey, Raymond Styons  
Attendance: 9,314 • Technical Fouls: None

Score by Periods	1st	2nd	Total
Maryland	29	26	55
Duke	32	41	73

[5/4] Duke 74, [15/16] Florida State 66													
Game 28 • February 23, 2012 • Tallahassee, Fla.													
Duke	FG	3FG	FT	REB	PF	TP	A	TO	B	S	Min		
Ma. Plumlee f	0-1	0-0	1-2	1-4-5	4	1	0	3	0	0	17		
Mi. Plumlee f	5-6	0-0	0-1	2-6-8	5	10	0	1	0	1	28		
Rivers g	6-16	4-8	4-7	0-4-4	2	20	4	2	0	1	37		
Thornlon g	0-2	0-1	1-3	0-3-3	3	1	2	2	0	1	24		
Curry g	2-8	1-4	2-2	0-0-0	2	7	2	1	0	0	33		
Cook	0-1	0-1	0-0	0-0-0	0	0	1	0	0	0	6		
Gbinije	0-0	0-0	0-0	0-0-0	0	0	0	0	0	0	0+		
Hairston	0-0	0-0	0-0	0-0-0	1	0	0	0	0	0	4		
Dawkins	6-12	6-9	4-6	1-3-4	3	22	1	1	0	1	22		
Kelly	3-6	2-5	5-5	2-4-6	3	13	2	1	1	0	30		
TEAM				5-1-6									
Totals	22-52	13-28	17-26	11-25-36	23	74	12	11	1	4	200		
Pct.	42.3	46.4	65.4	DR: 2									

FGs (1st half: 13-29, 44.8%; 2nd half: 9-23, 39.1%)  
3FGs (1st half: 7-16, 43.8%; 2nd half: 6-12, 50.0%)  
FTs (1st half: 6-8, 75.0%; 2nd half: 11-18, 61.1%)

Florida State	FG	3FG	FT	REB	PF	TP	A	TO	B	S	Min		
Gibson f	2-6	0-1	2-4	3-2-5	2	6	0	0	0	0	18		
James f	6-8	0-0	1-1	2-7-9	0	13	0	1	5	0	31		
Loucks g	1-5	0-1	0-0	1-1-2	2	2	3	2	0	0	16		
Dulkys g	1-6	1-4	0-0	0-3-3	1	3	0	1	0	0	26		
Snaer g	8-18	2-6	0-0	2-0-2	3	18	2	1	0	1	30		
White	2-6	0-1	5-6	3-2-5	5	9	2	0	0	0	22		
Peterson	2-4	0-0	2-6	1-3-4	3	6	2	3	0	1	24		
Miller	2-6	1-2	2-4	1-2-3	2	7	2	0	0	0	25		
Kreft	1-4	0-0	0-1	3-1-4	2	2	0	0	0	0	8		
TEAM				0-4-4									
Totals	25-63	4-15	12-22	16-25-41	20	66	11	8	5	2	200		
Pct.	39.7	26.7	54.5	DR: 7.1									

FGs (1st half: 12-31, 38.7%; 2nd half: 13-32, 40.6%)  
3FGs (1st half: 2-3, 66.7%; 2nd half: 2-12, 16.7%)  
FTs (1st half: 6-9, 66.7%; 2nd half: 6-13, 46.2%)

Officials: Ed Corbett, Joe Lindsay, Ted Valentine  
Attendance: 12,100 • Technical Fouls: None

Score by Periods	1st	2nd	Total
Duke	39	35	74
Florida State	32	34	66

[5/4] Duke 78, N.C. State 73													
Game 26 • February 16, 2012 • Durham, N.C.													
N.C. State	FG	3FG	FT	REB	PF	TP	A	TO	B	S	Min		
Howell f	3-5	0-0	1-3	4-3-7	5	7	1	2	0	0	23		
Leslie f	6-16	0-0	0-0	2-7-9	5	12	0	1	6	0	25		
Wood f	1-7	1-5	7-10	1-5-6	3	10	0	5	1	0	39		
Brown g	7-14	1-2	4-6	0-6-6	0	19	5	3	0	2	38		
Williams g	1-2	0-0	1-1	0-1-1	5	3	1	1	0	1	12		
Painter	3-7	0-0	3-4	3-3-6	2	9	1	0	1	0	26		
Johnson	5-8	3-4	0-0	0-3-3	3	13	4	1	0	0	33		
de Thaeay	0-0	0-0	0-0	1-0-1	1	0	0	2	0	0	4		
TEAM				1-4-5									
Totals	26-59	5-11	16-24	12-32-44	24	63	12	15	8	3	200		
Pct.	44.1	45.5	66.7	DR: 5									

FGs (1st half: 17-31, 54.8%; 2nd half: 9-28, 32.1%)  
3FGs (1st half: 5-9, 55.6%; 2nd half: 0-2, 0.0%)  
FTs (1st half: 7-9, 77.8%; 2nd half: 9-15, 60.0%)

Duke	FG	3FG	FT	REB	PF	TP	A	TO	B	S	Min		
Ma. Plumlee f	3-9	0-0	3-7	3-7-10	2	9	1	1	2	2	31		
Mi. Plumlee f	2-7	0-0	0-0	3-3-6	1	4	1	1	1	1	21		
Rivers g	4-13	2-8	6-8	0-2-2	2	16	2	2	0	0	33		
Thornlon g	0-1	0-1	0-0	0-0-0	4	0	3	1	0	3	18		
Curry g	9-18	3-8	5-5	1-4-4	1	26	2	0	0	0	31		
Cook	1-5	0-4	0-0	0-0-0	1	2	1	0	0	0	9		
Gbinije	0-0	0-0	0-0	0-0-0	0	0	0	0	0	0	1		
Hairston	2-4	0-0	2-2	0-1-1	3	6	0	0	0	0	9		
Dawkins	3-7	2-5	1-2	1-3-4	3	9	0	0	0	2	27		
Kelly	1-5	1-3	3-4	1-3-4	4	6	1	0	0	0	20		
TEAM				7-1-8									
Totals	25-69	8-29	20-28	16-23-39	21	78	11	5	3	8	200		
Pct.	36.2	27.6	71.4	DR: 4.1									

FGs (1st half: 11-36, 54.8%; 2nd half: 14-33, 42.4%)  
3FGs (1st half: 2-14, 14.3%; 2nd half: 6-15, 40.0%)  
FTs (1st half: 6-10, 60.0%; 2nd half: 14-18, 77.8%)

Officials: Les Jones, Tim Nestor, Mike Eades

Attendance: 9,314 • Technical Fouls: None

N.C. State - Howell fouled out at 1:22 in 2nd

N.C. State - Leslie fouled out at 1:05 in 2nd

N.C. State - Williams fouled out at 0:02.2 in 2nd

Score by Periods	1st	2nd	Total
N.C. State	46	27	73
Duke	30	48	78

[5/4] Duke 70, Virginia Tech 65													
Game 29 • February 25, 2012 • Durham, N.C.													
Virginia Tech	FG	3FG	FT	REB	PF	TP	A	TO	B	S	Min		
Raines f	7-10	0-0	2-3	2-3-5	4	16	0	2	2	0	39		
Finney-Smith f	2-11	1-4	1-8	8-4-12	1	6	3	0	1	2	39		
Hudson g	6-13	2-4	2-2	1-4-5	4	16	1	3	0	0	34		
Green g	7-19	0-3	2-3	0-2-2	3	16	2	2	0	1	40		
Eddie g	2-5	1-2	0-0	1-8-9	5	5	5	0	0	1	41		
Brown	1-5	0-0	0-0	0-2-2	3	2	0	1	0	0	14		
Rankin	0-0	0-0	0-0	0-0-0	3	0	0	1	0	0	9		
Barksdale	2-3	0-0	0-0	1-1-2	2	4	0	1	0	0	9		
TEAM				0-1-1									
Totals	27-66	4-13	7-16	13-25-39	25	65	11	10	3	4	225		
Pct.	40.9	30.8	43.8	DR: 4.1									

FGs (1st half: 10-29, 34.5%; 2nd half: 14-28, 50.0%; OT: 3-9, 33.3%)  
3FGs (1st half: 2-8, 25.0%; 2nd half: 1-4, 25.0%; OT: 1-1, 100.0%)  
FTs (1st half: 2-7, 28.6%; 2nd half: 5-9, 55.6%; OT: 0-0, 0.0%)

Duke	FG	3FG	FT	REB	PF	TP	A	TO	B	S	Min
Mi. Plumlee f	1-3	0-0	3-4	4-11-15	3	5	0	1	0	0	33
Kelly f	2-6	1-3	3-4	0-5-5	5	8	2	1	0	0	31
Rivers g	5-12	2-6	11-17	0-4-4	0	23	1	2	0	0	41
Thornlon g	2-6	2-5	0-0	3-2-5	2	6	3	2	0	1	38
Curry g	7-15	1-6	4-5	1-1-1	1	19	1	1	1	1	40
Cook	0-1	0-1	2-2	0-1-1	0	2	0	0	0	0	6
Ma. Plumlee	3-5	0-0	1-2	4-5-9	1	7	0	2	2	2	25
Hairston	0-0	0-0	0-0	0-0-0	0	0	0	0	0	0	1
Dawkins	0-3	0-3	0-0	0-1-1	1	0	0	3	0	0	10
TEAM	1-1-2										
Totals	20-52	6-24	24-34	13-31-44	13	70	7	12	3	2	225
Pct.	38.5	6-24	70-66	DR: 3							

[6/6] North Carolina 88, [4/3] Duke 70												
Game 31 • March 3, 2012 • Durham, N.C.												
North Carolina	FG	3FG	FT	REB	PF	TP	A	TO	B	S	Min	
Henson f	5-9	0-0	3-4	0-10-10	2	13	0	0	1	0	32	
Barnes f	6-14	1-3	3-4	2-2-4	4	16	0	3	0	0	32	
Zeller c	9-11	0-0	1-1	3-7-10	5	19	0	2	0	0	26	
Marshall g	7-15	1-3	5-6	0-4-4	1	20	10	4	0	1	38	
Bullock g	5-9	2-6	0-0	4-2-6	3	12	1	1	0	1	29	
White	0-0	0-0	0-0	0-0-0	0	0	1	0	0	0	3	
Hairston	1-3	0-1	0-0	1-3-4	2	2	1	1	0	0	15	
Watts	0-0	0-0	0-0	0-0-0	1	0	0	0	0	0	4	
McAdoo	3-5	0-0	0-0	3-1-4	3	6	0	1	0	0	21	
TEAM				1-2-3								
Totals	36-66	4-13	12-15	14-31-45	21	88	13	12	1	2	200	
Pct.	54.5	30.8	80.0	DR: 1.3								

FGs (1st half: 20-38, 52.6%; 2nd half: 16-28, 57.1%)  
3FGs (1st half: 1-7, 14.3%; 2nd half: 3-6, 50.0%)  
FTs (1st half: 7-9, 77.8%; 2nd half: 5-6, 83.3%)

Duke	FG	3FG	FT	REB	PF	TP	A	TO	B	S	Min	
Mi. Plumlee f	7-9	0-0	2-3	6-5-11	5	16	0	0	0	1	26	
Kelly f	1-8	0-5	0-0	0-1-1	2	2	1	0	0	0	28	
Rivers g	5-12	1-6	4-7	0-1-1	4	15	3	4	0	1	38	
Thornton g	2-4	2-3	0-0	0-2-2	3	6	1	0	0	1	24	
Curry g	3-13	3-5	3-4	0-1-1	0	12	3	0	0	0	35	
Cook	1-3	0-1	0-2	0-1-1	0	2	2	0	0	2	13	
Ma. Plumlee	7-13	0-0	3-5	1-3-4	4	17	2	2	2	2	24	
Gbinije	0-0	0-0	0-0	0-0-0	0	0	0	0	0	0	0+	
Hairston	0-0	0-0	0-0	0-0-0	0	0	0	0	0	0	1	
Dawkins	0-1	0-1	0-0	0-1-1	1	0	0	0	0	0	11	
TEAM				3-3-6								
Totals	26-63	6-21	12-21	10-18-28	19	70	12	6	2	7	200	
Pct.	41.3	28.6	57.1	DR: 2								

FGs (1st half: 9-34, 26.5%; 2nd half: 17-29, 58.6%)  
3FGs (1st half: 2-11, 18.2%; 2nd half: 4-10, 40.0%)  
FTs (1st half: 4-9, 44.4%; 2nd half: 8-12, 66.7%)

Officials: Karl Hess, Roger Ayers, Mike Eades  
Attendance: 9,314 • Technical Fouls: None.  
DU - Mi. Plumlee fouled out at 0:55.9 in 2nd  
UNC - Zeller fouled out at 0:48.9 in 2nd

Score by Periods	1st	2nd	Total
North Carolina	48	40	88
Duke	24	46	70

Lehigh 75, [6/6] Duke 70												
Game 34 • March 16, 2012 • Greensboro, N.C.												
Lehigh	FG	3FG	FT	REB	PF	TP	A	TO	B	S	Min	
Adams f	2-6	1-4	2-2	2-6-8	4	7	2	1	0	2	33	
Knutson f	5-5	1-1	6-7	3-5-8	1	17	0	1	1	0	27	
Hamilton f	2-4	0-1	4-5	0-1-1	2	8	0	0	0	0	23	
McCollum g	9-24	2-7	10-16	1-5-6	3	30	6	4	0	2	39	
McKnight g	3-7	2-3	3-4	0-3-3	4	11	2	1	0	3	38	
Greiner	0-2	0-1	0-0	0-1-1	2	0	0	0	0	0	7	
Maneri	1-2	0-0	0-2	3-0-3	2	2	0	1	0	0	12	
Bailey	0-2	0-1	0-1	0-4-4	4	0	2	0	0	0	21	
TEAM				0-0-0								
Totals	22-52	6-18	25-37	9-25-34	22	75	12	8	1	7	200	
Pct.	42.3	33.3	67.6	DR: 4								

FGs (1st half: 10-26, 38.5%; 2nd half: 12-26, 46.2%)  
3FGs (1st half: 2-7, 28.6%; 2nd half: 4-11, 36.4%)  
FTs (1st half: 6-11, 54.5%; 2nd half: 19-26, 73.1%)

Duke	FG	3FG	FT	REB	PF	TP	A	TO	B	S	Min	
Ma. Plumlee f	9-9	0-0	1-3	5-7-12	4	19	0	4	3	0	34	
Mi. Plumlee f	2-4	0-0	0-1	0-6-6	2	4	0	1	0	0	27	
Rivers g	5-14	2-7	7-10	3-1-4	4	19	1	2	0	0	34	
Thornton g	2-4	1-3	2-2	2-5-7	5	7	6	2	0	3	33	
Curry g	1-9	1-7	4-5	1-1-2	5	7	1	1	0	1	25	
Cook	1-5	1-4	2-2	0-3-3	0	5	2	0	0	0	11	
Gbinije	0-0	0-0	0-0	0-0-0	2	0	0	0	0	0	0+	
Hairston	2-4	0-0	0-0	0-2-2	1	4	1	1	0	0	10	
Dawkins	2-9	1-5	0-0	0-1-1	3	5	1	1	0	0	26	
TEAM				2-3-5								
Totals	24-58	6-26	16-23	13-29-42	26	70	12	13	3	4	200	
Pct.	41.4	23.1	69.6	DR: 3								

FGs (1st half: 11-26, 42.3%; 2nd half: 13-32, 40.6%)  
3FGs (1st half: 1-10, 10.0%; 2nd half: 5-16, 31.3%)  
FTs (1st half: 7-10, 70.0%; 2nd half: 9-13, 69.2%)

Officials: Thomas O'Neill, Zeltou Steed, John Hughes  
Attendance: 16,523 • Technical Fouls: None.

Score by Periods	1st	2nd	Total
Lehigh	28	47	75
Duke	30	40	70

[6/6] Duke 60, Virginia Tech 56												
Game 32 • March 9, 2012 • Atlanta, Ga.												
Virginia Tech	FG	3FG	FT	REB	PF	TP	A	TO	B	S	Min	
Raines f	1-6	0-0	4-6	4-1-5	3	6	0	1	0	1	30	
Finney-Smith f	2-7	2-2	1-2	5-7-12	2	7	2	2	0	0	36	
Eddie g	1-3	1-2	2-2	0-1-1	2	5	2	1	0	0	22	
Hudson g	3-9	0-1	0-0	3-1-4	4	6	0	0	0	0	32	
Eddie g	3-16	1-4	9-9	0-4-4	1	16	2	1	0	0	39	
Brown	6-9	2-3	2-3	1-5-6	1	16	0	3	0	1	22	
Rankin	0-0	0-0	0-0	0-0-0	4	0	1	1	0	0	7	
Barksdale	0-3	0-0	0-0	0-2-2	2	0	0	1	0	0	12	
TEAM				1-3-4								
Totals	16-53	6-12	18-22	14-24-38	19	56	7	10	0	2	200	
Pct.	30.2	50.0	81.8	DR: 2								

FGs (1st half: 9-32, 28.1%; 2nd half: 7-21, 33.3%)  
3FGs (1st half: 4-7, 57.1%; 2nd half: 2-5, 40.0%)  
FTs (1st half: 4-4, 100.0%; 2nd half: 14-18, 77.8%)

Duke	FG	3FG	FT	REB	PF	TP	A	TO	B	S	Min	
Thornton g	5-16	3-13	0-0	2-2-4	2	13	2	0	0	3	34	
Mi. Plumlee c	1-2	0-0	1-1	1-2-3	3	3	0	0	0	0	21	
Ma. Plumlee f	4-6	0-0	4-5	5-5-10	3	12	0	3	3	0	37	
Rivers g	5-14	1-6	6-8	1-4-5	4	17	2	1	0	2	40	
Curry g	2-6	1-4	4-4	2-4-6	1	9	5	2	0	1	34	
Cook	1-2	0-0	0-0	0-0-0	1	2	0	0	0	0	3	
Hairston	2-3	0-0	0-0	0-3-3	3	4	1	1	0	0	17	
Dawkins	0-5	0-3	0-0	0-3-3	1	0	0	1	0	0	14	
TEAM				1-2-3								
Totals	20-54	5-26	15-18	12-25-37	18	60	10	8	3	6	200	
Pct.	37.0	19.2	83.3	DR: 1								

FGs (1st half: 12-27, 44.4%; 2nd half: 8-27, 29.6%)  
3FGs (1st half: 2-11, 18.2%; 2nd half: 3-15, 20.0%)  
FTs (1st half: 5-7, 71.4%; 2nd half: 10-11, 90.9%)

Officials: Jamie Luckie, Bernard Clinton, Mike Eades  
Attendance: 19,520 • Technical Fouls: None.

Score by Periods	1st	2nd	Total
Virginia Tech	26	30	56
Duke	31	29	60

[17/17] Florida State 62, [6/6] Duke 59												
Game 33 • March 10, 2012 • Atlanta, Ga.												
Florida State	FG	3FG	FT	REB	PF	TP	A	TO	B	S	Min	
Gibson f	2-11	0-1	0-0	1-0-1	3	4	1	1	1	1	15	
James f	5-8	0-0	3-4	3-4-7	2	13	1	1	1	0	31	
Loucks g	3-6	1-1	2-2	2-4-6	2	9	4	4	0	0	31	
Dulkys g	1-6	0-3	0-0	2-2-4	1	2	0	0	0	1	28	
Snaer g	7-12	1-2	1-2	3-1-4	2	16	6	1	2	2	36	
White	3-6	0-1	3-4	3-4-7	2	9	0	1	0	0	25	
Peterson	0-0	0-0	0-0	0-0-0	0	0	1	2	0	0	10	
Miller	2-6	1-3	2-2	0-0-0	5	7	0	3	0	0	15	
Kreft	1-2	0-0	0-0	0-2-2	0	2	0	0	1	0	9	
TEAM				1-2-3								
Totals	24-57	3-11	11-14	15-19-34	17	62	13	14	5	4	200	
Pct.	42.1	27.3	78.6	DR: 3.1								

FGs (1st half: 12-27, 44.4%; 2nd half: 12-30, 40.0%)  
3FGs (1st half: 2-7, 28.6%; 2nd half: 1-4, 25.0%)  
FTs (1st half: 7-10, 70.0%; 2nd half: 4-4, 100.0%)

Duke	FG	3FG	FT	REB	PF	TP	A	TO	B	S	Min	
Ma. Plumlee f	2-4	0-0	4-4	2-2-4	5	8	1	3	1	0	23	
Mi. Plumlee c	3-6	0-0	3-4	5-6-11	2	9	1	2	4	1	35	
Rivers g	5-14	1-5	6-7	1-5-6	3	17	1	3	0	2	34	
Thornton g	1-4	1-4	0-0	0-0-0	3	3	0	2	0	0	27	
Curry g	4-13	3-8	2-2	0-3-3	1	13	2	3	0	2	34	
Cook	2-3	0-1	1-1	0-1-1	0	5	1	1	0	2	9	
Hairston	2-5	0-0	0-0	1-0-1	2	4	1	2	1	0	21	
Dawkins	0-2	0-2	0-0	1-1-2	1	0	0	0	0	0	17	
TEAM				2-0-2								
Totals	19-51	5-20	16-18	12-18-30	17	59	7	16	6	7	200	
Pct.	37.3	25.0	88.9	DR: 2								

FGs (1st half: 9-23, 39.1%; 2nd half: 10-28, 35.7%)  
3FGs (1st half: 4-10, 40.0%; 2nd half: 1-10, 10.0%)  
FTs (1st half: 9-10, 90.0%; 2nd half: 7-8, 87.5%)

Officials: Mike Eades, Jamie Luckie, Sean Corbin  
Attendance: 19,520 • Technical Fouls: None.

Score by Periods	1st	2nd	Total
Florida State	33	29	

**2011-12 ACC Individual Statistics**

**Scoring**

	G	PTS	PPG
Terrell Stoglin, So., Md.	32	690	21.6
Mike Scott, Sr., UVa	32	575	18.0
Harrison Barnes, So., UNC	38	648	17.1
C.J. Harris, Jr., WF	30	501	16.7
Tyler Zeller, Sr., UNC	38	621	16.3
Travis McKie, So., WF	31	498	16.1
Erick Green, Jr., VT	31	483	15.6
<b>Austin Rivers, Fr., Duke</b>	<b>34</b>	<b>527</b>	<b>15.5</b>
C.J. Leslie, So., NCS	34	500	14.7
Michael Snaer, Jr., FSU	35	489	14.0
John Henson, Jr., UNC	35	479	13.7
Andre Young, Sr., Clem.	31	412	13.3
<b>Seth Curry, Jr., Duke</b>	<b>34</b>	<b>449</b>	<b>13.2</b>
Durand Scott, Jr., Miami	30	388	12.9
Lorenzo Brown, So., NCS	37	470	12.7
Scott Wood, Jr., NCS	36	447	12.4
<b>Ryan Kelly, Jr., Duke</b>	<b>31</b>	<b>367</b>	<b>11.8</b>
Kenny Kadji, Jr., Miami	32	375	11.7
Joe Harris, So., UVa	32	362	11.3
Ryan Anderson, Fr., BC	31	347	11.2
Tanner Smith, Sr., Clem.	31	346	11.2
<b>Mason Plumlee, Jr., Duke</b>	<b>34</b>	<b>379</b>	<b>11.1</b>
Dorenzo Hudson, Sr., VT	33	359	10.9
Richard Howell, Jr., NCS	37	400	10.8
Malcolm Grant, Sr., Miami	31	335	10.8

**Rebounding**

	G	REB	RPG
John Henson, Jr., UNC	35	348	9.9
Tyler Zeller, Sr., UNC	38	365	9.6
Richard Howell, Jr., NCS	37	342	9.2
<b>Mason Plumlee, Jr., Duke</b>	<b>34</b>	<b>312</b>	<b>9.2</b>
Mike Scott, Sr., UVa	32	265	8.3
Bernard James, Sr., FSU	35	283	8.1
Ryan Anderson, Fr., BC	31	229	7.4
C.J. Leslie, So., NCS	34	249	7.3
<b>Miles Plumlee, Jr., Duke</b>	<b>34</b>	<b>242</b>	<b>7.1</b>
Dorian Finney-Smith, Fr., VT	33	232	7.0

**Offensive Rebounds**

	GP	OR	ORPG
Tyler Zeller, Sr., UNC	38	146	3.8
Richard Howell, Jr., NCS	37	135	3.7
James Padgett, Jr., Md.	32	107	3.3
Bernard James, Sr., FSU	35	107	3.1
<b>Mason Plumlee, Jr., Duke</b>	<b>34</b>	<b>99</b>	<b>2.9</b>
<b>Miles Plumlee, Sr., Duke</b>	<b>34</b>	<b>99</b>	<b>2.9</b>
Dorian Finney-Smith, Fr., VT	33	91	2.8
Devin Booker, Jr., Clem.	31	82	2.7
John Henson, Jr., UNC	35	89	2.5
Kammeeon Holsey, So., GT	31	71	2.3

**Field Goal Percentage (min 5pg)**

	GP	FG	FGA	PCT
Mike Scott, Sr., UVa	32	215	382	.563
Tyler Zeller, Sr., UNC	38	220	398	.553
C.J. Leslie, So., NCS	34	192	366	.525
John Henson, Jr., UNC	35	205	410	.500
Travis McKie, So., WF	31	175	366	.478
C.J. Harris, Jr., WF	30	153	321	.477
Harrison Barnes, So., UNC	38	229	521	.440
Erick Green, Jr., VT	31	170	388	.438
<b>Austin Rivers, Fr., Duke</b>	<b>34</b>	<b>174</b>	<b>402</b>	<b>.433</b>
Terrell Stoglin, So., Md.	32	220	533	.413

**All-ACC Teams**

**Player of the Year**

Tyler Zeller, North Carolina

**Freshman of the Year**

**Austin Rivers, Duke**

**Defensive Player of the Year**

John Henson, North Carolina

**Coach of the Year**

Leonard Hamilton, Florida State

**First Team**

Tyler Zeller, North Carolina  
Mike Scott, Virginia  
John Henson, North Carolina  
**Austin Rivers, Duke**  
Harrison Barnes, North Carolina

**Second Team**

Kendall Marshall, North Carolina  
Terrell Stoglin, Maryland  
Michael Snaer, Florida State  
C.J. Leslie, N.C. State  
Erick Green, Virginia Tech

**Third Team**

**Seth Curry, Duke**  
C.J. Harris, Wake Forest  
Lorenzo Brown, N.C. State  
Kenny Kadji, Miami  
**Mason Plumlee, Duke**

**ACC All-Defensive Team**

John Henson, North Carolina  
Bernard James, Florida State  
Jontel Evans, Virginia  
Michael Snaer, Florida State  
Andre Young, Clemson

**ACC All-Freshman Team**

**Austin Rivers, Duke**  
Ryan Anderson, Boston College  
Dorian Finney-Smith, Va. Tech  
Shane Larkin, Miami  
Nick Faust, Maryland

**All-ACC Academic Team**

Devin Coleman, Clemson  
Jarell Eddie, Virginia Tech  
Anthony Fields, Wake Forest  
**Michael Gbinije, Duke**  
Nate Hicks, Georgia Tech  
Luke Loucks, Florida State  
Pierre Jordan, Georgia Tech  
**Mason Plumlee, Duke**  
T.J. Sapp, Clemson  
Tanner Smith, Clemson  
Andre Young, Clemson  
Tyler Zeller, North Carolina

**Free Throw Percentage (min 2.5pg)**

	GP	FT	FTA	PCT
<b>Seth Curry, Jr., Duke</b>	<b>34</b>	<b>103</b>	<b>118</b>	<b>.873</b>
Michael Snaer, Jr., FSU	35	88	104	.846
C.J. Harris, Jr., WF	30	146	173	.844
Sean Mosley, Sr., Md.	32	91	109	.835
Erick Green, Jr., VT	31	101	122	.828
Dorenzo Hudson, Sr., VT	33	88	108	.815
Mike Scott, Sr., UVa	32	139	172	.808
Tyler Zeller, Sr., UNC	38	181	224	.808
Ryan Kelly, Jr., Duke	31	113	140	.807
Durand Scott, Jr., Miami	30	97	122	.795

**Steals**

	GP	STL	SPG
Lorenzo Brown, So., NCS	37	67	1.8
Tanner Smith, Sr., Clem.	31	52	1.7
Andre Young, Sr., Clem.	31	52	1.7
Sammy Zeglinski, Sr., UVa	30	47	1.6
Shane Larkin, Fr., Miami	32	50	1.6
Jontel Evans, Jr., UVa	32	50	1.6
Erick Green, Jr., VT	31	41	1.3
Deividias Dulkys, Sr., FSU	35	46	1.3
<b>Seth Curry, Jr., Duke</b>	<b>34</b>	<b>43</b>	<b>1.3</b>
Luke Loucks, Sr., FSU	35	42	1.2

**Three-Point Field Goal Percentage (min 2.0pg)**

	GP	3FG	3FGA	PCT
Scott Wood, Jr., NCS	36	95	232	.409
Terrell Stoglin, So., Md.	32	91	237	.384
Andre Young, Sr., Clem.	31	66	190	.347
Malcolm Grant, Sr., Miami	31	68	206	.330

**Three-Point Field Goals Made**

	GP	3FG	3PG
Terrell Stoglin, So., Md.	32	91	2.8
Scott Wood, Jr., NCS	36	95	2.6
Malcolm Grant, Sr., Miami	31	68	2.2
Andre Young, Sr., Clem.	31	66	2.1
<b>Andre Dawkins, Jr., Duke</b>	<b>34</b>	<b>67</b>	<b>2.0</b>
Sammy Zeglinski, Sr., UVa	30	59	2.0
Michael Snaer, Jr., FSU	35	67	1.9
<b>Seth Curry, Jr., Duke</b>	<b>34</b>	<b>64</b>	<b>1.9</b>
Reggie Bullock, So., UNC	38	71	1.9
Lonnie Jackson, Fr., BC	31	57	1.8

**Blocked Shots**

	GP	BLKS	BPG
John Henson, Jr., UNC	35	101	2.9
Daniel Miller, So., GT	31	75	2.4
Bernard James, Sr., FSU	35	82	2.3
Carson Desrosiers, So., WF	31	60	1.9
<b>Mason Plumlee, Jr., Duke</b>	<b>34</b>	<b>55</b>	<b>1.6</b>
Kenny Kadji, Jr., Miami	32	51	1.6
C.J. Leslie, So., NCS	34	54	1.6
Tyler Zeller, Sr., UNC	38	58	1.5
Xavier Gibson, Sr., FSU	35	44	1.3
<b>Ryan Kelly, Jr., Duke</b>	<b>31</b>	<b>31</b>	<b>1.0</b>

**Assists**

	GP	AST	APG
Kendall Marshall, So., UNC	36	351	9.8
Lorenzo Brown, So., NCS	37	234	6.3
Luke Loucks, Sr., FSU	35	152	4.3
Tanner Smith, Sr., Clem.	31	128	4.1
Jontel Evans, Jr., UVa	32	124	3.9
Andre Young, Sr., Clem.	31	97	3.1
Durand Scott, Jr., Miami	30	93	3.1
Erick Green, Jr., VT	31	88	2.8
Tony Chennault, So., WF	31	88	2.8
Mfon Udofia, Jr., GT	31	88	2.8

**Assist-to-Turnover Ratio**

	A	TO	A:TO
Kendall Marshall, So., UNC	351	101	3.48
Andre Young, Sr., Clem.	97	41	2.37
Lorenzo Brown, So., NCS	234	118	1.98
Tanner Smith, Sr., Clem.	128	65	1.97
Durand Scott, Jr., Miami	93	54	1.72
Luke Loucks, Sr., FSU	152	89	1.71
Jontel Evans, Jr., UVa	124	77	1.61

**Minutes Played**

	GP	MIN	MPG
C.J. Harris, Jr., WF	30	1052	35.1
Andre Young, Sr., Clem.	31	1071	34.6
Erick Green, Jr., VT	31	1071	34.6
Travis McKie, So., WF	31	1070	34.5
Lorenzo Brown, So., NCS	37	1268	34.3
Durand Scott, Jr., Miami	30	997	33.2
<b>Austin Rivers, Fr., Duke</b>	<b>34</b>	<b>1129</b>	<b>33.2</b>
Kendall Marshall, So., UNC	36	1188	33.0
Scott Wood, Jr., NCS	36	1183	32.9
Terrell Stoglin, So., Md.	32	1045	32.7

2011-12 ACC Team Statistics

Scoring Offense

	G	W-L	PTS	PPG
North Carolina	38	32-6	3091	81.3
Duke	34	27-7	2628	77.3
NC State	37	24-13	2697	72.9
Miami	33	20-13	2332	70.7
Florida State	35	25-10	2443	69.8
Maryland	32	17-15	2198	68.7
Wake Forest	31	13-18	2029	65.5
Virginia Tech	33	16-17	2147	65.1
Clemson	31	16-15	2001	64.5
Virginia	32	22-10	2000	62.5
Georgia Tech	31	11-20	1866	60.2
Boston College	31	9-22	1833	59.1

Scoring Defense

	G	W-L	PTS	PPG
Virginia	32	22-10	1735	54.2
Clemson	31	16-15	1880	60.6
Virginia Tech	33	16-17	2057	62.3
Georgia Tech	31	11-20	1940	62.6
Florida State	35	25-10	2201	62.9
Miami	33	20-13	2181	66.1
North Carolina	38	32-6	2549	67.1
NC State	37	24-13	2501	67.6
Boston College	31	9-22	2125	68.5
Duke	34	27-7	2334	68.6
Wake Forest	31	13-18	2182	70.4
Maryland	32	17-15	2263	70.7

Scoring Margin

	G	OFF	DEF	+/-
North Carolina	38	81.3	67.1	14.3
Duke	34	77.3	68.6	8.6
Virginia	32	62.5	54.2	8.3
Florida State	35	69.8	62.9	6.9
NC State	37	72.9	67.6	5.3
Miami	33	70.7	66.1	4.6
Clemson	31	64.5	60.6	3.9
Virginia Tech	33	65.1	62.3	2.7
Maryland	32	68.7	70.7	-2.0
Georgia Tech	31	60.2	62.6	-2.4
Wake Forest	31	65.5	70.4	-4.9
Boston College	31	59.1	68.5	-9.4

Free Throw Percentage

	G	FTM	FTA	PCT
Wake Forest	31	485	659	.736
Virginia Tech	33	434	599	.725
Virginia	32	403	558	.722
Miami	33	454	630	.721
Florida State	35	473	669	.707
NC State	37	545	774	.704
Duke	34	606	864	.701
North Carolina	38	629	922	.682
Boston College	31	350	520	.673
Clemson	31	358	534	.670
Maryland	32	539	812	.664
Georgia Tech	31	308	471	.654

Field Goal Percentage

	G	FGM	FGA	PCT
North Carolina	38	1134	2473	.459
NC State	37	977	2134	.458
Virginia	32	721	1576	.457
Duke	34	874	1915	.456
Florida State	35	877	1923	.456
Clemson	31	736	1701	.433
Miami	33	814	1890	.431
Wake Forest	31	689	1613	.427
Georgia Tech	31	700	1639	.427
Maryland	32	743	1747	.425
Virginia Tech	33	754	1797	.420
Boston College	31	629	1543	.408

Field Goal Percentage Defense

	G	FGM	FGA	PCT
Florida State	35	749	1965	.381
North Carolina	38	957	2431	.394
Virginia	32	636	1589	.400
Georgia Tech	31	669	1658	.403
NC State	37	889	2140	.415
Virginia Tech	33	733	1757	.417
Miami	33	778	1847	.421
Maryland	32	808	1888	.428
Clemson	31	683	1585	.431
Duke	34	864	1996	.433
Boston College	31	775	1777	.436
Wake Forest	31	791	1795	.441

Three-Point Field Goal Percentage

	G	3FGM	3FGA	PCT
Duke	34	274	739	.371
Virginia Tech	33	205	562	.365
NC State	37	198	557	.355
Florida State	35	216	611	.354
Miami	33	250	714	.350
Maryland	32	173	510	.339
Boston College	31	225	664	.339
North Carolina	38	194	579	.335
Wake Forest	31	166	499	.333
Virginia	32	155	469	.330
Clemson	31	171	532	.321
Georgia Tech	31	158	507	.312

Three-Point Field Goals

	G	3FG	3PG
Duke	34	274	8.1
Miami	33	250	7.6
Boston College	31	225	7.3
Virginia Tech	33	205	6.2
Florida State	35	216	6.2
Clemson	31	171	5.5
Maryland	32	173	5.4
Wake Forest	31	166	5.4
NC State	37	198	5.4
North Carolina	38	194	5.1
Georgia Tech	31	158	5.1
Virginia	32	155	4.8

Three-Point Field Goal Percentage Defense

	G	3FGM	3FGA	PCT
Virginia Tech	33	155	554	.280
Virginia	32	149	515	.289
Florida State	35	221	715	.309
Duke	34	153	482	.317
North Carolina	38	275	862	.319
Miami	33	209	641	.326
Maryland	32	195	588	.332
NC State	37	236	710	.332
Georgia Tech	31	199	573	.347
Boston College	31	211	604	.349
Wake Forest	31	219	617	.355
Clemson	31	178	495	.360

Rebound Margin

	G	OWN	OPP	+/-
North Carolina	38	45.0	34.6	10.5
NC State	37	37.6	33.3	4.3
Georgia Tech	31	35.1	31.6	3.5
Florida State	35	36.4	33.4	3.0
Duke	34	36.7	34.1	2.6
Virginia	32	32.2	29.6	2.6
Maryland	32	36.7	34.8	1.9
Clemson	31	32.8	32.1	0.8
Miami	33	34.8	34.9	-0.2
Virginia Tech	33	33.7	34.1	-0.4
Wake Forest	31	32.1	36.3	-4.2
Boston College	31	29.8	35.8	-6.0

Blocked Shots

	G	BLKS	BPG
Florida State	35	213	6.1
North Carolina	38	221	5.8
Georgia Tech	31	152	4.9
Wake Forest	31	142	4.6
Maryland	32	139	4.3
NC State	37	150	4.1
Duke	34	136	4.0
Clemson	31	117	3.8
Miami	33	118	3.6
Virginia Tech	33	107	3.2
Boston College	31	89	2.9
Virginia	32	88	2.8

Assists

	G	ASTS	APG
North Carolina	38	659	17.3
NC State	37	577	15.6
Clemson	31	392	12.7
Duke	34	423	12.4
Virginia	32	394	12.3
Florida State	35	427	12.2
Miami	33	392	11.9
Wake Forest	31	363	11.7
Virginia Tech	33	386	11.7
Boston College	31	354	11.4
Georgia Tech	31	340	11.0
Maryland	32	339	10.6

Assist-to-Turnover Ratio

	G	AST	TO	RAT
North Carolina	38	17.3	11.9	1.45
NC State	37	15.6	12.7	1.23
Virginia	32	12.3	11.5	1.07
Clemson	31	12.6	12.1	1.05
Miami	33	11.9	11.6	1.03
Duke	34	12.4	12.2	1.02
Virginia Tech	33	11.7	11.8	.99
Wake Forest	31	11.7	12.7	.92
Maryland	32	10.6	13.3	.80
Boston College	31	11.4	14.6	.78
Georgia Tech	31	11	14.5	.76
Florida State	35	12.2	16.1	.76

Turnover Margin

	G	OWN	OPP	+/-
Clemson	31	12.1	14.5	2.5
Miami	33	11.6	13.2	1.6
Virginia	32	11.5	12.9	1.4
North Carolina	38	11.9	13.3	1.4
Virginia Tech	33	11.8	12.6	.7
Duke	34	12.2	12.8	.6
NC State	37	12.7	12.5	-0.2
Wake Forest	31	12.7	12.1	-0.6
Florida State	35	16.1	15.2	-1.0
Maryland	32	13.3	10.9	-2.4
Boston College	31	14.6	11.8	-2.9
Georgia Tech	31	14.5	11.2	-3.3

Steals

	G	STLS	SPG
Florida State	35	265	7.6
Clemson	31	231	7.5
North Carolina	38	259	6.8
NC State	37	249	6.7
Virginia	32	207	6.5
Miami	33	210	6.4
Duke	34	210	6.2
Virginia Tech	33	183	5.6
Wake Forest	31	162	5.2
Georgia Tech	31	161	5.2
Boston College	31	153	4.9
Maryland	32	137	4.3



---

## DUKE TRADITION

---

The Duke Tradition	78
Individual Honors	79-81
NCAA Tournament Results	82
NCAA Tournament Breakdown	83
NCAA Tournament Records	84-85
1991 NCAA Champions	86
1992 NCAA Champions	87
2001 NCAA Champions	88
2010 NCAA Champions	89
ACC Tournament Results	90-91
ACC Tournament Records	92-93
In-Season Tournament Results	94
Final Polls	95-99
Retired Jerseys	100-106
All-Time Jersey Numbers	107
Lettermen	108
Duke in the NBA	109-110
International Hoops	111-112

## The Duke Basketball Tradition

Duke University's love affair with the sport of basketball dates back to the very first collegiate game played in the state of North Carolina on March 2, 1906, when Duke was still Trinity College. Although Trinity lost that initial game to Wake Forest by a 24-10 score, it wasn't long before the sport caught on and won respect throughout campus.

The father of the sport was Wilbur Wade "Cap" Card. A 1900 Trinity graduate, Card went to Harvard for postgraduate work and then returned to his alma mater and introduced the sport in the spring of 1906.

It was greeted with enthusiasm by the school paper, The Chronicle. In a front page story on January 30, 1906, The Chronicle reported the anticipated arrival of a new sport.

"It is well-nigh a certainty that Trinity is to have another game added to her list of athletic sports in the near future. The game in question is basket ball, one of the most fascinating and most intensely interesting indoor sports known today.

"Anyone witnessing it will never forget it. The play is extremely fast and vigorous, yet open enough for an onlooker to follow the movement of the ball and the players."

The assessment still holds true 107 years later.

H.E. Spence, a reserve player in the first game, gave it the following critique. "It was easy to explain the small scores. First of all, the game was very much slower. The ball was tossed up at the center at the beginning of each quarter as well as the beginning of the game and the half. It was also thrown up after each point scored.

"Then, too, it was very difficult to throw goals when your guard was tattooing your ribs with his elbow, bumping you with his hip, stepping on your toe, or grabbing you by the belt."

### NCAA All-Time Victory List

No.	School	Season	Yrs.	Won	Lost	Tied	Pct.
1.	Kentucky	1903	109	2,090	649	1	.763
2.	Kansas	1899	114	2,070	803	0	.721
3.	North Carolina	1911	102	2,065	734	0	.738
4.	► Duke	1906	107	1,971	834	0	.703
5.	Syracuse	1901	110	1,844	822	0	.692
6.	Temple	1895	116	1,790	982	0	.646
7.	St. John's (N.Y.)	1908	105	1,783	916	0	.661
8.	UCLA	1920	93	1,728	769	0	.692
9.	Notre Dame	1898	107	1,723	939	1	.647
10.	Pennsylvania	1897	111	1,696	999	2	.629
11.	Utah	1909	104	1,670	918	0	.645
12.	Indiana	1901	112	1,672	945	0	.639
13.	Illinois	1906	107	1,667	897	0	.650
14.	Brigham Young	1903	110	1,666	1,014	0	.622
15.	Washington	1896	110	1,664	1,079	0	.607
16.	Louisville	1912	98	1,662	864	0	.658
17.	Texas	1906	104	1,659	977	0	.629
18.	Western Ky.	1915	93	1,655	828	0	.667
19.	Purdue	1897	114	1,642	954	0	.633
20.	Oregon St.	1902	111	1,640	1,233	0	.571
21.	Arizona	1905	106	1,637	893	1	.647
22.	Cincinnati	1902	110	1,624	951	0	.631
23.	West Virginia	1904	101	1,621	1,005	0	.617
24.	Princeton	1901	112	1,619	1,014	0	.614
25.	N.C. State	1913	100	1,593	969	0	.622



Card's second season produced a winning record, and his fourth team went 8-1.

For the next decade-and-a-half, basketball at Trinity/Duke witnessed a constant changing of the guard, with no less than 10 different coaches handling the team from 1913 until 1928.

While basketball in North Carolina may have started at Trinity College in 1906, the real birth of the game came 20 years later on the day Eddie Cameron accepted a position at Duke.

Cameron not only became the winningest basketball coach in school history, and an extremely successful football replacement as well, he became Duke athletics.

Cameron and his troops entered the Southern Conference and advanced all the way to the tournament finale in the school's first year in the league. That success has continued throughout the years with the likes of Gerry Gerard, Harold Bradley, Vic Bubas, Bill Foster, and finally Mike Krzyzewski guiding one of the most prestigious programs in all of college athletics.

Duke has never experienced more than three losing seasons in succession and currently owns a streak of 84 consecutive years of 10 wins or more. The Blue Devils have won 20 or more games 46 times and 30 or more contests 12 times in school history. Now 107 seasons later, Duke has collected the fourth-highest win total in college basketball history with 1,971 victories to its credit.

Individually, nine Blue Devils have earned National Player of the Year honors (11 times), six have been chosen National Defensive Player of the Year (nine times), 37 have been named All-America and 12 have been selected ACC Player of the Year.

In 2006, Duke's J.J. Redick earned National Player of the Year recognition by the *Associated Press*, *Wooden*, *Naismith*, *Rupp*, *NABC*, *USBWA*, *Basketball Times* and *The Sporting News*. Redick became a repeat National Player of the Year — the eighth in college basketball history — after winning the Rupp Award as a junior in 2005. After becoming the ACC's all-time leading scorer and earning All-America recognition for the second consecutive year, Redick went on to win the Sullivan Award as the nation's top amateur athlete as a senior. First team All-American Sheldon Williams was named National Defensive Player of the Year for the second consecutive season in 2005-06.

Duke's Jason Williams was the seventh player in history to repeat as National Player of the Year (2001-02). In 2001, Shane Battier and Williams became the first teammates to share National Player of the Year honors by the major outlets. Battier joined UNLV's Stacey Augmon and Wake Forest's Tim Duncan as the only three-time winners of the NABC National Defensive Player of the Year award.

## Individual Honors

### National Player of the Year

Dick Groat	6, 13	1952
Art Heyman	1, 3, 6, 12, 13, 14	1963
Johnny Dawkins	7	1986
Danny Ferry	3, 7, 13, 14	1989
Christian Laettner	1, 2, 3, 7, 8, 10, 12, 14, 15	1992
Elton Brand	1, 3, 7, 8, 12, 14, 15	1999
Shane Battier	1, 2, 4, 5, 7, 11, 12, 14, 15	2001
Jason Williams	8	2001
Jason Williams	1, 5, 7, 8, 14, 15	2002
J.J. Redick	9	2005
J.J. Redick	1, 2, 7, 8, 9, 12, 14, 15	2006

*Player of the Year honors selected by Associated Press<sup>1</sup>, Basketball Times<sup>2</sup>, Basketball Weekly<sup>3</sup>, CBS/Chevrolet<sup>4</sup>, ESPN<sup>5</sup>, Helms<sup>6</sup>, Naismith<sup>7</sup>, NABC<sup>8</sup>, Rupp<sup>9</sup>, Scripps-Howard<sup>10</sup>, Sports Illustrated<sup>11</sup>, The Sporting News<sup>12</sup>, UPI<sup>13</sup>, USBWA<sup>14</sup>, Wooden<sup>15</sup>*

### National Defensive Player of the Year

Tommy Amaker	1987
Billy King	1988
Grant Hill	1993
Steve Wojciechowski	1998
Shane Battier	1999
Shane Battier	2000
Shane Battier	2001
Shelden Williams	2005
Shelden Williams	2006

### National Coach of the Year

Bill Foster	5	1978
► Mike Krzyzewski	1, 2, 7	1986
► Mike Krzyzewski	4	1989
► Mike Krzyzewski	5	1991
► Mike Krzyzewski	4, 6	1992
► Mike Krzyzewski	1	1997
► Mike Krzyzewski	4, 5	1999
► Mike Krzyzewski	2	2000
► Mike Krzyzewski	8	2001
► Mike Krzyzewski	3	2004

*Coach of the Year honors selected by Basketball Times<sup>1</sup>, CBS/Chevrolet<sup>2</sup>, Claire Bee<sup>3</sup>, Naismith<sup>4</sup>, NABC<sup>5</sup>, The Sporting News<sup>6</sup>, UPI<sup>7</sup>, Victor Awards<sup>8</sup>*

### All-America

Bill Werber	1930
Bill Mock	1940
Ed Koffenberg	1946
Ed Koffenberg (2nd)	1947
Dick Groat (2nd)	1951
Dick Groat (1st)	1952
Art Heyman	1961
Art Heyman (2nd)	1962
Art Heyman (1st)	1963
Jeff Mullins	1963
Jeff Mullins (2nd)	1964
Jack Marin (2nd)	1966
Bob Verga (2nd)	1966
Bob Verga (1st)	1967
Mike Lewis	1968
Randy Denton	1971
Mike Gminski	1978
Jim Spanarkel	1978
Jim Spanarkel (2nd)	1979
Gene Banks	1979
Mike Gminski (1st)	1979
Mike Gminski (2nd)	1980
Gene Banks	1981
Johnny Dawkins (1st)	1985
Johnny Dawkins (1st)	1986
Mark Alarie	1986
Tommy Amaker	1987
Danny Ferry (2nd)	1988
Danny Ferry (1st)	1989
Christian Laettner	1990
Christian Laettner (2nd)	1991
Christian Laettner (1st)	1992
Grant Hill	1992
Bobby Hurley	1992
Grant Hill (2nd)	1993
Bobby Hurley (1st)	1993
Grant Hill (1st)	1994
Trajan Langdon	1998
Roshown McLeod	1998

Elton Brand (1st)	1999
Trajan Langdon (2nd)	1999
Shane Battier (2nd)	2000
Chris Carrawell (1st)	2000
Shane Battier (1st)	2001
Jason Williams (1st)	2001
Carlos Boozer	2002
Mike Dunleavy (2nd)	2002
Jason Williams (1st)	2002
Chris Duhon	2004
J.J. Redick	2004
Shelden Williams	2004
J.J. Redick (1st)	2005
Shelden Williams	2005
J.J. Redick (1st)	2006
Shelden Williams (1st)	2006
DeMarcus Nelson	2008
Gerald Henderson	2009
Jon Scheyer (2nd)	2010
Kyle Singler	2011
Nolan Smith (1st)	2011
Austin Rivers	2012

*Note: Consensus All-America selections are listed in parentheses.*

### Academic All-America

Jay Buckley	1963
Jay Buckley	1964
Dick DeVenzio	1971
Gary Melchionni (2nd)	1972
Bob Fleischer (2nd)	1974
Bob Fleischer	1975
Mike Gminski (1st)	1978
Jim Spanarkel (1st)	1978
Mike Gminski (1st)	1979
Jim Spanarkel (1st)	1979
Mike Gminski	1980
Quin Snyder (2nd)	1989
Shane Battier (1st)	2000
Shane Battier (1st)	2001
Mike Dunleavy (2nd)	2002
Greg Paulus (3rd)	2008
Greg Paulus (3rd)	2009
► Mason Plumlee (1st)	2012

### All-Southern Conference

Bill Werber	1929
Harry Councilor	1930
Bill Werber	1930
Jim Thompson	1933
Herb Thompson	1934
Jim Thompson	1934
Ed Swindell	1939
Bill Mock	1940
Chuck Holley	1941
Ray Spuhler	1941
Cy Valsek	1941
Bill McCahan	1942
Ray Spuhler	1942
Bob Gantt	1943
John Seward	1943
Gordon Carver	1944
Bill Wright	1944
Dan Buckley	1945
Gordon Carver	1945
Ed Koffenberg	1946
John Seward	1946
Dick Whiting	1946
Ed Koffenberg	1947
Corren Youmans	1948
Corren Youmans	1949
Corren Youmans	1950
Dick Groat	1951
Dick Groat	1952

### All-ACC

Rudy D'Emilio (1st)	1954
Joe Belmont (2nd)	1954
Ronnie Mayer (2nd)	1954
Ronnie Mayer (1st)	1955
Joe Belmont (2nd)	1955
Joe Belmont (1st)	1956
Ronnie Mayer (2nd)	1956
Jim Newcome (2nd)	1957

Jim Newcome (1st)	1958
Bucky Allen (2nd)	1958
Paul Schmidt (2nd)	1958
Carroll Youngkin (1st)	1959
Howard Hurt (2nd)	1959
Howard Hurt (2nd)	1960
Art Heyman (1st)	1961
Howard Hurt (2nd)	1961
Art Heyman (1st)	1962
Jeff Mullins (1st)	1962
Art Heyman (1st)	1963
Jeff Mullins (1st)	1963
Jeff Mullins (1st)	1964
Jay Buckley (2nd)	1964
Buzzy Harrison (2nd)	1964
Hack Tison (2nd)	1964
Jack Marin (1st)	1965
Bob Verga (1st)	1965
Steve Vacendak (2nd)	1965
Jack Marin (1st)	1966
Bob Verga (1st)	1966
Steve Vacendak (2nd)	1966
Bob Verga (1st)	1967
Mike Lewis (2nd)	1967
Mike Lewis (1st)	1968
Randy Denton (2nd)	1969
Randy Denton (2nd)	1970
Randy Denton (1st)	1971
Gary Melchionni (2nd)	1972
Alan Shaw (2nd)	1972
Gary Melchionni (1st)	1973
Chris Redding (2nd)	1973
Bob Fleisher (2nd)	1975
Tate Armstrong (1st)	1976
Jim Spanarkel (2nd)	1977
Mike Gminski (1st)	1978
Jim Spanarkel (1st)	1978
Gene Banks (2nd)	1978
Mike Gminski (1st)	1979
Jim Spanarkel (1st)	1979
Gene Banks (2nd)	1980
Mike Gminski (1st)	1980
Gene Banks (2nd)	1980
Gene Banks (1st)	1981
Vince Taylor (1st)	1982
Johnny Dawkins (2nd)	1983
Mark Alarie (1st)	1984
Johnny Dawkins (2nd)	1984
Johnny Dawkins (1st)	1985
Mark Alarie (2nd)	1985
Mark Alarie (1st)	1986
Johnny Dawkins (1st)	1986
Tommy Amaker (2nd)	1987
Danny Ferry (2nd)	1987
Danny Ferry (1st)	1988
Danny Ferry (1st)	1989
Phil Henderson (2nd)	1990
Christian Laettner (2nd)	1990
Alaa Abdelnaby (3rd)	1990
Christian Laettner (1st)	1991
Thomas Hill (3rd)	1991
Bobby Hurley (3rd)	1991
Christian Laettner (1st)	1992
Grant Hill (2nd)	1992
Bobby Hurley (2nd)	1992
Thomas Hill (3rd)	1992
Grant Hill (1st)	1993
Bobby Hurley (1st)	1993
Thomas Hill (3rd)	1993
Grant Hill (1st)	1994
Cherokee Parks (2nd)	1994
Antonio Lang (3rd)	1994
Cherokee Parks (2nd)	1995
Chris Collins (2nd)	1996
Jeff Capel (3rd)	1996
Ricky Price (3rd)	1996
Trajan Langdon (1st)	1997
Steve Wojciechowski (2nd)	1997
Trajan Langdon (1st)	1998
Roshown McLeod (1st)	1998
Steve Wojciechowski (3rd)	1998
Elton Brand (1st)	1999
Trajan Langdon (1st)	1999
William Avery (2nd)	1999

Shane Battier (3rd)	1999
Chris Carrawell (3rd)	1999
Shane Battier (1st)	2000
Chris Carrawell (1st)	2000
Jason Williams (3rd)	2000
Shane Battier (1st)	2001
Jason Williams (1st)	2001
Nate James (3rd)	2001
Jason Williams (1st)	2002
Carlos Boozer (1st)	2002
Mike Dunleavy (1st)	2002
Dahntay Jones (1st)	2003
Chris Duhon (3rd)	2003
J.J. Redick (3rd)	2003
Chris Duhon (1st)	2004
J.J. Redick (2nd)	2004
Shelden Williams (2nd)	2004
Luol Deng (3rd)	2004
J.J. Redick (1st)	2005
Shelden Williams (1st)	2005
Daniel Ewing (3rd)	2005
J.J. Redick (1st)	2006
Shelden Williams (1st)	2006
Josh McRoberts (2nd)	2007
DeMarcus Nelson (1st)	2008
Greg Paulus (3rd)	2008
Kyle Singler (3rd)	2008
Gerald Henderson (1st)	2009
Kyle Singler (2nd)	2009
Jon Scheyer (1st)	2010
Kyle Singler (1st)	2010
Nolan Smith (2nd)	2010
Kyle Singler (1st)	2011
Nolan Smith (1st)	2011
Austin Rivers (1st)	2012
► Seth Curry (3rd)	2012
► Mason Plumlee (3rd)	2012

### Two-Time First Team All-Conference

Bill Werber	1929-30
Jim Thompson	1933-34
Ray Spuhler	1941-42
John Seward	1943-46
Gordon Carver	1944-45
Ed Koffenberg	1946-47
Dick Groat	1951-52
Jack Marin	1965-66
Jim Spanarkel	1978-79
Mark Alarie	1984-86
Johnny Dawkins	1985-86
Danny Ferry	1988-89
Christian Laettner	1991-92
Grant Hill	1993-94
Shane Battier	2000-01
Jason Williams	2001-02
J.J. Redick	2005-06
Shelden Williams	2005-06
Kyle Singler	2010-11

### Three-Time First Team All-Conference

Corren Youmans	1948-50
Art Heyman	1961-63
Jeff Mullins	1962-64
Bob Verga	1965-67
Mike Gminski	1978-80
Trajan Langdon	1997-99

### ACC Player of the Year

Art Heyman	1963
Jeff Mullins	1964
Steve Vacendak	1966
Mike Gminski	1979
Danny Ferry	1988
Danny Ferry	1989
Christian Laettner	1992
Grant Hill	1994
Elton Brand	1999
Chris Carrawell	2000
Shane Battier	2001
J.J. Redick	2005
J.J. Redick	2006
Nolan Smith	2011

## 2012-13 DUKE MEN'S BASKETBALL

## MEDIA GUIDE

**ACC Defensive Player of the Year**

Shelden Williams	2005
Shelden Williams	2006
DeMarcus Nelson	2008

**ACC Coach of the Year**

Harold Bradley	1959
Vic Bubas	1963
Vic Bubas	1964
Vic Bubas	1966
Bill Foster	1978
► Mike Krzyzewski	1984
► Mike Krzyzewski	1986
► Mike Krzyzewski	1997
► Mike Krzyzewski	1999
► Mike Krzyzewski	2000

**ACC Rookie of the Year**

Jim Spanarkel	1976
Mike Gminski	1977
Gene Banks	1978
Chris Duhon	2001
Kyle Singler	2008
Austin Rivers	2012

**ACC Tournament MVP**

Doug Kistler	1960
Art Heyman	1963
Jeff Mullins	1964
Steve Vacendak	1966
Jim Spanarkel	1978
Johnny Dawkins	1986
Danny Ferry	1988
Christian Laettner	1992
Elton Brand	1999
Jason Williams	2000
Shane Battier	2001
Carlos Boozer	2002
Daniel Ewing	2003
J.J. Redick	2005
J.J. Redick	2006
Jon Scheyer	2009
Kyle Singler	2010
Nolan Smith	2011

**ACC All-Tournament**

Rudy D'Emilio (2nd)	1954
Bernie Janicki (2nd)	1954
Ronnie Mayer (1st)	1955
Joe Belmont (2nd)	1955
Ronnie Mayer (2nd)	1956
Bucky Allen (2nd)	1958
Bobby Joe Harris (2nd)	1958
Bob Vernon (2nd)	1958
Howard Hurt (2nd)	1959
Carroll Youngkin (2nd)	1959
Howard Hurt (1st)	1960
Doug Kistler (1st)	1960
John Frye (2nd)	1960
Carroll Youngkin (2nd)	1960
John Frye (1st)	1961
Art Heyman (1st)	1961
Carroll Youngkin (2nd)	1961
Art Heyman (1st)	1962
Jeff Mullins (1st)	1962
Art Heyman (1st)	1963
Jeff Mullins (1st)	1963
Jay Buckley (2nd)	1963
Buzzy Harrison (2nd)	1963
Jay Buckley (1st)	1964
Jeff Mullins (1st)	1964
Danny Ferguson (2nd)	1964
Hack Tison (2nd)	1964
Steve Vacendak (1st)	1965
Bob Verga (1st)	1965
Jack Marin (2nd)	1965
Mike Lewis (1st)	1966
Steve Vacendak (1st)	1966
Bob Verga (1st)	1966
Jack Marin (2nd)	1966
Bob Riedy (2nd)	1966
Bob Verga (1st)	1967
Mike Lewis (2nd)	1967
Mike Lewis (2nd)	1968

Dick DeVenzio (1st)	1969
Steve Vandenberg (1st)	1969
Dave Golden (2nd)	1969
Gary Melchionni (2nd)	1972
Tate Armstrong (1st)	1976
Mike Gminski (2nd)	1977
Jim Spanarkel (2nd)	1977
Gene Banks (1st)	1978
Mike Gminski (1st)	1978
Jim Spanarkel (1st)	1978
Kenny Dennard (2nd)	1978
Mike Gminski (1st)	1979
Jim Spanarkel (1st)	1979
Gene Banks (1st)	1980
Mike Gminski (1st)	1980
Vince Taylor (2nd)	1980
Mark Alarie (1st)	1984
Johnny Dawkins (1st)	1984
Johnny Dawkins (1st)	1985
Jay Bilas (2nd)	1985
Mark Alarie (1st)	1986
Johnny Dawkins (1st)	1986
David Henderson (1st)	1986
Robert Brickley (1st)	1988
Danny Ferry (1st)	1988
Quin Snyder (2nd)	1988
Danny Ferry (1st)	1989
Phil Henderson (1st)	1989
Christian Laettner (2nd)	1989
Phil Henderson (1st)	1990
Christian Laettner (2nd)	1990
Christian Laettner (1st)	1991
Grant Hill (2nd)	1991
Greg Koubek (2nd)	1991
Brian Davis (1st)	1992
Bobby Hurley (1st)	1992
Christian Laettner (1st)	1992
Grant Hill (2nd)	1992
Grant Hill (2nd)	1994
Cherokee Parks (2nd)	1994
Trajan Langdon (1st)	1998
Roshown McLeod (1st)	1998
Chris Carrawell (2nd)	1998
William Avery (1st)	1999
Elton Brand (1st)	1999
Shane Battier (2nd)	1999
Corey Maggette (2nd)	1999
Shane Battier (1st)	2000
Chris Carrawell (1st)	2000
Jason Williams (1st)	2000
Carlos Boozer (2nd)	2000
Mike Dunleavy (2nd)	2000
Nate James (2nd)	2000
Shane Battier (1st)	2001
Mike Dunleavy (1st)	2001
Jason Williams (1st)	2001
Nate James (2nd)	2001
Carlos Boozer (1st)	2002
Mike Dunleavy (1st)	2002
Jason Williams (1st)	2002
Chris Duhon (2nd)	2002
Daniel Ewing (1st)	2003
Dahntay Jones (2nd)	2003
J.J. Redick (2nd)	2003
Chris Duhon (1st)	2004
Daniel Ewing (1st)	2004
Shelden Williams (1st)	2004
Luol Deng (2nd)	2004
Daniel Ewing (1st)	2005
J.J. Redick (1st)	2005
Shelden Williams (1st)	2005
J.J. Redick (1st)	2006
Shelden Williams (1st)	2006
Josh McRoberts (2nd)	2006
Greg Paulus (2nd)	2006
Gerald Henderson (1st)	2009
Jon Scheyer (1st)	2009
Kyle Singler (1st)	2009
Jon Scheyer (1st)	2010
Nolan Smith (1st)	2010
Kyle Singler (1st)	2010
Kyle Singler (1st)	2011
Nolan Smith (1st)	2011
► Seth Curry (2nd)	2011
Miles Plumlee (2nd)	2011
Austin Rivers (2nd)	2012

**All-ACC Academic Basketball Team**

Since 1962-63, the ACC has named an All-ACC Academic team. To be eligible, a student-athlete must have played in a minimum of one varsity contest during the season and have a 3.0 GPA.

Jay Buckley	1963
Buzzy Harrison	1963
Jay Buckley	1964
Buzzy Harrison	1964
Denny Ferguson	1965
Jack Marin	1966
Dick DeVenzio	1969
Rick Katherman	1969
Dick DeVenzio	1970
Rick Katherman	1970
Dick DeVenzio	1971
Gary Melchionni	1972
Bob Fleischer	1974
Bob Fleischer	1975
Terry Chilli	1976
Steve Gray	1977
Mike Gminski	1978
Jim Spanarkel	1978
Mike Gminski	1979
Jim Spanarkel	1979
Bob Bender	1980
Mike Gminski	1980
Chip Engelland	1983
Mark Alarie	1986
Quin Snyder	1987
Quin Snyder	1988
Danny Ferry	1989
Quin Snyder	1989
Bill McCaffrey	1991
Thomas Hill	1993
Antonio Lang	1993
Chris Collins	1995
Erik Meek	1995
Steve Wojciechowski	1995
Matt Christensen	1996
Taymon Domzalski	1996
Todd Singleton	1996
Jeff Capel	1997
Trajan Langdon	1997
Carmen Wallace	1997
Steve Wojciechowski	1997
Shane Battier	1998
Mike Chappell	1998
Taymon Domzalski	1998
Trajan Langdon	1998
Taymon Domzalski	1999
Trajan Langdon	1999
Shane Battier	2000
Mike Dunleavy	2000
Shane Battier	2001
Matt Christensen	2001
Mike Dunleavy	2001
Mike Dunleavy	2002
Dahntay Jones	2002
Jason Williams	2002
Nick Horvath	2003
Chris Duhon	2004
Nick Horvath	2004
Lee Melchionni	2005
J.J. Redick	2005
Greg Paulus	2006
Martynas Pocius	2006
Martynas Pocius	2007
Greg Paulus	2008
Brian Zoubek	2008
Greg Paulus	2009
Brian Zoubek	2009
► Ryan Kelly	2010
Brian Zoubek	2010
► Ryan Kelly	2011
► Mason Plumlee	2011
Kyle Singler	2011
Michael Gbinije	2012
► Mason Plumlee	2012

**ACC All-Defensive Team**

Steve Wojciechowski (c)	1997
Shane Battier (c)	1998
Steve Wojciechowski (c)	1998

Chris Carrawell (c)	1999
Shane Battier (m, c)	1999
Chris Carrawell (m, c)	2000
Shane Battier (m, c)	2000
Nate James (c)	2001
Shane Battier (m, c)	2001
Mike Dunleavy (m)	2002
Chris Duhon (m, c)	2002
Dahntay Jones (c)	2002
Dahntay Jones (m, c)	2003
Chris Duhon (m, c)	2004
Shelden Williams (m, c)	2004
Shelden Williams (m, c)	2005
Shelden Williams (m, c)	2006
Josh McRoberts (m)	2007
DeMarcus Nelson (c)	2007
DeMarcus Nelson (m, c)	2008
Gerald Henderson (m, c)	2009
Lance Thomas (m, c)	2010
Nolan Smith (m, c)	2011

*m - media; c - coaches*

**All-NCAA Final Four Team**

* Art Heyman	1963
Jeff Mullins	1964
Jack Marin	1966
Mike Gminski	1978
Jim Spanarkel	1978
Mark Alarie	1986
Tommy Amaker	1986
Johnny Dawkins	1986
Danny Ferry	1989
Phil Henderson	1990
Bobby Hurley	1991
* Christian Laettner	1991
Billy McCaffrey	1991
Grant Hill	1992
* Bobby Hurley	1992
Christian Laettner	1992
Grant Hill	1994
Antonio Lang	1994
Elton Brand	1999
Trajan Langdon	1999
* Shane Battier	2001
Mike Dunleavy	2001
Jason Williams	2001
* Kyle Singler	2010
Nolan Smith	2010
Jon Scheyer	2010

\* - Named Most Valuable Player

**All-East Regional**

Art Heyman	1963
Jeff Mullins	1963
* Jeff Mullins	1964
Steve Vacendak	1964
Jack Marin	1966
Steve Vacendak	1966
* Bob Verga	1966
Gene Banks	1978
Mike Gminski	1978
* Jim Spanarkel	1978
Mark Alarie	1986
* Johnny Dawkins	1986
* Danny Ferry	1988
Billy King	1988
Kevin Strickland	1988
* Danny Ferry	1989
Phil Henderson	1989
Christian Laettner	1989
Alaa Abdelnaby	1990
Phil Henderson	1990
* Christian Laettner	1990
Bobby Hurley	1992
* Christian Laettner	1992
William Avery	1999
Elton Brand	1999
* Trajan Langdon	1999
Shane Battier	2000
Shane Battier	2001
* Jason Williams	2001

\* - Named Most Valuable Player



## MEDIA GUIDE

### All-South Regional

Mike Gminski	1980
Jeff Capel	1994
* Grant Hill	1994
Cherokee Parks	1994
Trajan Langdon	1998
Roshown McLeod	1998
* Luol Deng	2004
Shelden Williams	2004
* Nolan Smith	2010
Jon Scheyer	2010

\* – Named Most Valuable Player

### All-Midwest Regional

Tommy Amaker	1987
Thomas Hill	1991
* Bobby Hurley	1991
Christian Laettner	1991

\* – Named Most Outstanding Player

### All-National Invitation Tournament

Randy Denton	1971
--------------	------

### CBE Classic All-Tournament

DeMarcus Nelson	2006
* Kyrie Irving	2010
Mason Plumlee	2010

\* – Named Most Valuable Player

### Coaches vs. Cancer All-Tournament

Chris Carrawell	1999
* Kyle Singler	2008
Gerald Henderson	2008

\* – Named Most Valuable Player

### Great Alaskan Shootout All-Tournament

Chris Collins	1995
Jeff Capel	1995
Ricky Price	1995
* William Avery	1998
Trajan Langdon	1998
Elton Brand	1998
Chris Duhon	2003
Luol Deng	2003

\* – Named Most Valuable Player

### All-Preseason NIT

Mark Alarie	1985
Johnny Dawkins	1985
David Henderson	1985
Trajan Langdon	1996
* Carlos Boozer	2000
Jason Williams	2000
J.J. Redick	2005
* Shelden Williams	2005
Jon Scheyer	2009
* Nolan Smith	2009

\* – Named Most Valuable Player

### Maui Invitational All-Tournament

* Bobby Hurley	1992
* Steve Wojciechowski	1997
* Mike Dunleavy	2001
Jason Williams	2001
DeMarcus Nelson	2007
* Kyle Singler	2007
Austin Rivers	2011
► * Ryan Kelly	2011

\* – Named Most Valuable Player

All-Tournament Teams Begin in 2000

### Swett-Baylin Award

Given to the most valuable player as selected by the team. Set up by Dr. George Baylin in memory of Dr. and Mrs. Francis Swett. Dr. Swett was a Duke faculty member and ardent basketball fan.

Dick Groat	1952
Rudy D'Emilio	1953
Bernie Janicki	1954
Ronnie Mayer	1955
Joe Belmont	1956
Bobby Joe Harris	1957
Paul Schmidt	1958
Howard Hurt	1959

Doug Kistler	1960
Art Heyman	1961
Art Heyman	1962
Art Heyman	1963
Jeff Mullins	1964
Denny Ferguson	1965
Jack Marin	1966
Steve Vacendak	1966
Bob Verga	1967
Mike Lewis	1968
Fred Lind	1969
Randy Denton	1970
Randy Denton	1971
Alan Shaw	1972
Gary Melchionni	1973
Bob Fleischer	1974
Bob Fleischer	1975
Tate Armstrong	1976
Tate Armstrong	1977
Jim Spanarkel	1977
Gene Banks	1978
Mike Gminski	1978
Jim Spanarkel	1978
Mike Gminski	1979
Jim Spanarkel	1979
Gene Banks	1980
Mike Gminski	1980
Gene Banks	1981
Kenny Dennard	1981
Vince Taylor	1982
Johnny Dawkins	1983
Mark Alarie	1984
Johnny Dawkins	1984
Johnny Dawkins	1985
Johnny Dawkins	1986
Tommy Amaker	1987
Danny Ferry	1987
Danny Ferry	1988
Danny Ferry	1989
Phil Henderson	1990
Christian Laettner	1990
Bobby Hurley	1991
Christian Laettner	1991
Bobby Hurley	1992
Christian Laettner	1992
Bobby Hurley	1993
Grant Hill	1994
Erik Meek	1995
Cherokee Parks	1995
Chris Collins	1996
Steve Wojciechowski	1997
Roshown McLeod	1998
Elton Brand	1999
Trajan Langdon	1999
Shane Battier	2000
Chris Carrawell	2000
Shane Battier	2001
Jason Williams	2001
Jason Williams	2002
Mike Dunleavy	2002
Dahntay Jones	2003
Chris Duhon	2004
Daniel Ewing	2005
J.J. Redick	2005
Shelden Williams	2005
J.J. Redick	2006
Shelden Williams	2006
Josh McRoberts	2007
DeMarcus Nelson	2007
DeMarcus Nelson	2008
Gerald Henderson	2009
Jon Scheyer	2009
Kyle Singler	2009
Jon Scheyer	2010
Kyle Singler	2010
Nolan Smith	2010
Lance Thomas	2010
Brian Zoubek	2010
Kyle Singler	2011
Nolan Smith	2011

### Glenn E. "Ted" Mann Jr. Award

Presented by Kappa Sigma fraternity to the reserve voted by his teammates as contributing the most to team morale. The award is dedicated to the memory of Ted Mann Jr., a member of the Duke basketball team who died in a swimming accident on September 12, 1964, just prior to his senior year at Duke.

Ron Herbster	1965
Jim Liccardo	1966
Stuart McKaig	1967
Tim Kolodziej	1968
Steve Vandenberg	1969
Don Blackman	1970
Alan Shaw	1971
Pat Doughty	1972
Pete Kramer	1973
Terry Chili	1974
Terry Chili	1975
Dave O'Connell	1976
Scott Goetsch	1977
Bruce Bell	1978
Scott Goetsch	1979
Jim Corrigan	1980
Jim Suddath	1981
Todd Anderson	1982
Mike Tissaw	1983
Richard Ford	1984
Todd Anderson	1985
Billy King	1986
Robert Brickey	1987
John Smith	1988
John Smith	1989
Brian Davis	1990
Brian Davis	1991
Antonio Lang	1992
Marty Clark	1993
Marty Clark	1994
Steve Wojciechowski	1995
Steve Wojciechowski	1996
Justin Caldbeck	1997
Jay Heaps	1997
Todd Singleton	1997
Todd Singleton	1998
Nate James	1999
Mike Dunleavy	2000
Dahntay Jones	2001
J.D. Simpson	2001
Daniel Ewing	2002
Andre Buckner	2003
Sean Dockery	2004
Lee Melchionni	2005
Patrick Johnson	2006
David McClure	2007
Jon Scheyer	2008
Elliot Williams	2009
Miles Plumlee	2010
► Tyler Thornton	2011
► Josh Hairston	2012

### The Pagliuca Family Coaches' Award

Presented to the player exemplifying the commitment and values of Duke Basketball while displaying overall improvement as selected by the coaching staff

Ricky Price	1998
Chris Carrawell	1999
Nate James	2000
Nate James	2001
Matt Christensen	2002
Daniel Ewing	2003
Nick Horvath	2004
Patrick Davidson	2005
Patrick Johnson	2005
Ross Perkins	2006
Joe Pagliuca	2007
Gerald Henderson	2008
Lance Thomas	2009
Nolan Smith	2010
► Ryan Kelly	2011
► Tyler Thornton	2012

### Dr. Deryl Hart Award

Presented to the team's top scholar-athlete.

Terry Chili	1976
Rick Mainwaring	1977
Steve Gray	1978
Mike Gminski	1979
Mike Gminski	1980
Jim Suddath	1981
Chip Engelland	1982
Chip Engelland	1983
Jay Bryan	1984
Jay Bryan	1985
Mark Alarie	1986
Quin Snyder	1987
Quin Snyder	1988
Quin Snyder	1989
Crawford Palmer	1990
Crawford Palmer	1991
Bobby Hurley	1992
Thomas Hill	1993
Antonio Lang	1994
Erik Meek	1995
Trajan Langdon	1996
Taymon Domzalski	1997
Trajan Langdon	1998
Shane Battier	1999
Shane Battier	2000
Shane Battier	2001
Matt Christensen	2002
Nick Horvath	2003
Nick Horvath	2004
Joe Pagliuca	2005
Joe Pagliuca	2006
Joe Pagliuca	2007
Greg Paulus	2008
Greg Paulus	2009
Brian Zoubek	2010
► Mason Plumlee	2011
► Mason Plumlee	2012

### True Blue Award

Presented to the player who takes the most charges in a season.

David Henderson	1984
Dan Meagher	1985
Billy King	1986
Billy King	1987
Billy King	1988
Danny Ferry	1989
Bobby Hurley	1990
Brian Davis	1991
Brian Davis	1992
Bobby Hurley	1993
Cherokee Parks	1994
Eric Meek	1995
Greg Newton	1996
Carmen Wallace	1997
Steve Wojciechowski	1997
Shane Battier	1998
Shane Battier	1999
Shane Battier	2000
Shane Battier	2001
Mike Dunleavy	2002
Dahntay Jones	2003
Shavlik Randolph	2004
Shavlik Randolph	2005
J.J. Redick	2006
Greg Paulus	2007
Kyle Singler	2008
Gerald Henderson	2009
Brian Zoubek	2010
Lance Thomas	2010
► Ryan Kelly	2011
► Ryan Kelly	2012

NCAA Tournament Results

Round	Date	Site	Opponent	W/L	Score	DU High
<b>1955 • East Regional</b>						
First Round	3/8	New York, N.Y.	Villanova	L	73-74	22 - Tobin
<b>1960 • East Regional</b>						
First Round	3/8	New York, N.Y.	Princeton	W	84-60	26 - Kistler
Reg. Semifinal	3/11	Charlotte, N.C.	St. Joseph's	W	58-56	22 - Youngkin
Reg. Final	3/12	Charlotte, N.C.	New York U.	L	59-74	20 - Kistler
<b>1963 • East Regional</b>						
Reg. Semifinal	3/15	College Park, Md.	New York U.	W	81-76	25 - Mullins
Reg. Final	3/16	College Park, Md.	St. Joseph's	W	73-59	24 - Mullins
Nat. Semifinal	3/22	Louisville, Ky.	Loyola, Ill.	L	75-94	29 - Heyman
Nat. Consol.	3/23	Louisville, Ky.	Oregon State	W	85-63	22 - Heyman
<b>1964 • East Regional</b>						
Reg. Semifinal	3/13	Raleigh, N.C.	Villanova	W	87-73	43 - Mullins
Reg. Final	3/14	Raleigh, N.C.	Connecticut	W	101-54	30 - Mullins
Nat. Semifinal	3/20	Kansas City, Mo.	Michigan	W	91-80	25 - Buckley
Nat. Final	3/21	Kansas City, Mo.	UCLA	L	83-98	22 - Mullins
<b>1966 • East Regional</b>						
Reg. Semifinal	3/11	Raleigh, N.C.	St. Joseph's	W	76-74	22 - Verga
Reg. Final	3/12	Raleigh, N.C.	Syracuse	W	91-81	22 - Marin
Nat. Semifinal	3/18	College Park, Md.	Kentucky	L	79-83	29 - Marin
Nat. Consol.	3/19	College Park, Md.	Utah	W	79-77	23 - Marin
<b>1978 • East Regional</b>						
First Round	3/12	Charlotte, N.C.	Rhode Island	W	63-62	25 - Gminski
Reg. Semifinal	3/17	Providence, R.I.	Pennsylvania	W	84-80	21 - two players
Reg. Final	3/19	Providence, R.I.	Villanova	W	90-72	23 - Spanarkel
Nat. Semifinal	3/25	St. Louis, Mo.	Notre Dame	W	90-86	29 - Gminski
Nat. Final	3/27	St. Louis, Mo.	Kentucky	L	88-94	22 - Banks
<b>1979 • East Regional Seed: #2</b>						
Second Round	3/11	Raleigh, N.C.	St. John's <sup>10E</sup>	L	78-80	24 - Banks
<b>1980 • Midwest Regional Seed: #4</b>						
Second Round	3/8	W. Lafayette, Ind.	Pennsylvania <sup>12ME</sup>	W	52-42	19 - Gminski
Reg. Semifinal	3/13	Lexington, Ky.	Kentucky <sup>11ME</sup>	W	55-54	17 - Gminski
Reg. Final	3/15	Lexington, Ky.	Purdue <sup>6ME</sup>	L	60-68	17 - Gminski
<b>1984 • West Regional Seed: #3</b>						
Second Round	3/18	Pullman, Wash.	Washington <sup>6W</sup>	L	78-80	22 - Dawkins
<b>1985 • Midwest Regional Seed: #3</b>						
First Round	3/15	Houston, Texas	Pepperdine <sup>14MW</sup>	W	75-62	22 - Henderson
Second Round	3/17	Houston, Texas	Boston College <sup>11MW</sup>	L	73-74	18 - Dawkins
<b>1986 • East Regional Seed: #1</b>						
First Round	3/13	Greensboro, N.C.	Miss. Valley St. <sup>16E</sup>	W	85-78	27 - Dawkins
Second Round	3/15	Greensboro, N.C.	Old Dominion <sup>8E</sup>	W	89-61	25 - Dawkins
Reg. Semifinal	3/21	E. Rutherford, N.J.	DePaul <sup>12E</sup>	W	74-67	25 - Dawkins
Reg. Final	3/23	E. Rutherford, N.J.	Navy <sup>1E</sup>	W	71-50	28 - Dawkins
Nat. Semifinal	3/29	Dallas, Texas	Kansas <sup>1MW</sup>	W	71-67	24 - Dawkins
Nat. Final	3/31	Dallas, Texas	Louisville <sup>2W</sup>	L	69-72	24 - Dawkins
<b>1987 • Midwest Regional Seed: #5</b>						
First Round	3/12	Indianapolis, Ind.	Texas A&M <sup>12MW</sup>	W	58-51	20 - Strickland
Second Round	3/14	Indianapolis, Ind.	Xavier <sup>3MW</sup>	W	65-60	20 - Amaker
Reg. Semifinal	3/20	Cincinnati, Ohio	Indiana <sup>1MW</sup>	L	82-88	23 - Amaker
<b>1988 • East Regional Seed: #2</b>						
First Round	3/17	Chapel Hill, N.C.	Boston U. <sup>15E</sup>	W	85-69	21 - Ferry
Second Round	3/19	Chapel Hill, N.C.	SMU <sup>1E</sup>	W	94-79	31 - Strickland
Reg. Semifinal	3/24	E. Rutherford, N.J.	Rhode Island <sup>11E</sup>	W	73-72	17 - Ferry
Reg. Final	3/26	E. Rutherford, N.J.	Temple <sup>1E</sup>	W	63-53	21 - Strickland
Nat. Semifinal	4/2	Kansas City, Mo.	Kansas <sup>4MW</sup>	L	59-66	19 - Ferry
<b>1989 • East Regional Seed: #2</b>						
First Round	3/16	Greensboro, N.C.	S.C. State <sup>15E</sup>	W	90-69	22 - Henderson
Second Round	3/18	Greensboro, N.C.	West Virginia <sup>1E</sup>	W	70-63	20 - Ferry
Reg. Semifinal	3/24	E. Rutherford, N.J.	Minnesota <sup>11E</sup>	W	87-70	21 - two players
Reg. Final	3/26	E. Rutherford, N.J.	Georgetown <sup>1E</sup>	W	85-77	24 - Laettner
Nat. Semifinal	4/1	Seattle, Wash.	Seton Hall <sup>3W</sup>	L	78-95	34 - Ferry
<b>1990 • East Regional Seed: #3</b>						
First Round	3/16	Atlanta, Ga.	Richmond <sup>14E</sup>	W	81-46	22 - Abdelnaby
Second Round	3/18	Atlanta, Ga.	St. John's <sup>5E</sup>	W	76-72	22 - Brickey
Reg. Semifinal	3/22	E. Rutherford, N.J.	UCLA <sup>1E</sup>	W	90-81	28 - Henderson
Reg. Final	3/24	E. Rutherford, N.J.	Connecticut <sup>1E</sup>	W	79-78	27 - Abdelnaby
Nat. Semifinal	3/31	Denver, Colo.	Arkansas <sup>4MW</sup>	W	97-83	28 - Henderson
Nat. Final	4/2	Denver, Colo.	UNLV <sup>1W</sup>	L	73-103	21 - Henderson
<b>1991 • Midwest Regional Seed: #2 • National Champion</b>						
First Round	3/14	Minneapolis, Minn.	N.E. Louisiana <sup>15MW</sup>	W	102-73	22 - Laettner
Second Round	3/16	Minneapolis, Minn.	Iowa <sup>3MW</sup>	W	85-70	19 - Laettner
Reg. Semifinal	3/22	Pontiac, Mich.	Connecticut <sup>11MW</sup>	W	81-67	19 - Laettner
Reg. Final	3/24	Pontiac, Mich.	St. John's <sup>4MW</sup>	W	78-61	20 - Hurley
Nat. Semifinal	3/30	Indianapolis, Ind.	UNLV <sup>1W</sup>	W	79-77	28 - Laettner
Nat. Final	4/1	Indianapolis, Ind.	Kansas <sup>3SE</sup>	W	72-65	18 - Laettner
<b>1992 • East Regional Seed: #1 • National Champion</b>						
First Round	3/19	Greensboro, N.C.	Campbell <sup>14E</sup>	W	82-56	22 - Laettner
Second Round	3/21	Greensboro, N.C.	Iowa <sup>4E</sup>	W	75-62	21 - Davis
Reg. Semifinal	3/26	Philadelphia, Pa.	Seton Hall <sup>1E</sup>	W	81-69	16 - two players
Reg. Final	3/28	Philadelphia, Pa.	Kentucky (ot) <sup>2E</sup>	W	104-103	31 - Laettner
Nat. Semifinal	4/4	Minneapolis, Minn.	Indiana <sup>2W</sup>	W	81-78	26 - Hurley
Nat. Final	4/6	Minneapolis, Minn.	Michigan <sup>5SE</sup>	W	71-51	19 - Laettner

Round	Date	Site	Opponent	W/L	Score	DU High
<b>1993 • Midwest Regional Seed: #3</b>						
First Round	3/18	Chicago, Ill.	S. Illinois <sup>14MW</sup>	W	105-70	25 - Hurley
Second Round	3/20	Chicago, Ill.	California <sup>6MW</sup>	L	77-82	32 - Hurley
<b>1994 • Southeast Regional Seed: #2</b>						
First Round	3/18	St. Petersburg, Fla.	Texas Southern <sup>15SE</sup>	W	82-70	20 - Collins
Second Round	3/20	St. Petersburg, Fla.	Michigan State <sup>7SE</sup>	W	85-74	25 - Hill
Reg. Semifinal	3/24	Knoxville, Tenn.	Marquette <sup>6SE</sup>	W	59-49	22 - Hill
Reg. Final	3/26	Knoxville, Tenn.	Purdue <sup>1SE</sup>	W	69-60	19 - two players
Nat. Semifinal	4/2	Charlotte, N.C.	Florida <sup>3E</sup>	W	70-65	25 - Hill
Nat. Final	4/4	Charlotte, N.C.	Arkansas <sup>1MW</sup>	L	72-76	15 - Lang
<b>1996 • Southeast Regional Seed: #8</b>						
First Round	3/14	Indianapolis, Ind.	E. Michigan <sup>9SE</sup>	L	60-75	15 - two players
<b>1997 • Southeast Regional Seed: #2</b>						
First Round	3/14	Charlotte, N.C.	Murray State <sup>15SE</sup>	W	71-68	25 - Capel
Second Round	3/16	Charlotte, N.C.	Providence <sup>10SE</sup>	L	87-98	26 - Capel
<b>1998 • South Regional Seed: #1</b>						
First Round	3/13	Lexington, Ky.	Radford <sup>16S</sup>	W	99-63	23 - McLeod
Second Round	3/15	Lexington, Ky.	Oklahoma State <sup>8S</sup>	W	79-73	22 - McLeod
Reg. Semifinal	3/20	St. Petersburg, Fla.	Syracuse <sup>3S</sup>	W	80-67	20 - Brand
Reg. Final	3/22	St. Petersburg, Fla.	Kentucky <sup>2S</sup>	L	84-86	19 - McLeod
<b>1999 • East Regional Seed: #1</b>						
First Round	3/12	Charlotte, N.C.	Florida A&M	W	99-58	17 - Brand
Second Round	3/14	Charlotte, N.C.	Tulsa	W	97-56	19 - Avery
Reg. Semifinal	3/19	E. Rutherford, N.J.	SW Missouri St.	W	78-61	24 - Langdon
Reg. Final	3/21	E. Rutherford, N.J.	Temple	W	85-64	23 - Langdon
Nat. Semifinal	3/27	St. Petersburg, Fla.	Michigan State	W	68-62	18 - Brand
Nat. Final	3/29	St. Petersburg, Fla.	Connecticut	L	74-77	25 - Langdon
<b>2000 • East Regional Seed: #1</b>						
First Round	3/17	Winston-Salem, N.C.	Lamar <sup>16E</sup>	W	82-55	18 - Williams
Second Round	3/19	Winston-Salem, N.C.	Kansas <sup>8E</sup>	W	69-64	21 - Battier
Reg. Semifinal	3/24	Syracuse, N.Y.	Florida <sup>8E</sup>	L	78-87	20 - Battier
<b>2001 • East Regional Seed: #1 • National Champion</b>						
First Round	3/15	Greensboro, N.C.	Monmouth <sup>16E</sup>	W	95-52	22 - Williams
Second Round	3/17	Greensboro, N.C.	Missouri <sup>9E</sup>	W	94-81	31 - Williams
Reg. Semifinal	3/22	Philadelphia, Pa.	UCLA <sup>1E</sup>	W	76-63	34 - Williams
Reg. Final	3/24	Philadelphia, Pa.	USC <sup>6E</sup>	W	79-69	28 - Williams
Nat. Semifinal	3/31	Minneapolis, Minn.	Maryland <sup>3W</sup>	W	95-84	25 - Battier
Nat. Final	4/2	Minneapolis, Minn.	Arizona <sup>2MW</sup>	W	82-72	21 - Dunleavy
<b>2002 • South Regional Seed: #1</b>						
First Round	3/14	Greenville, S.C.	Winthrop <sup>16S</sup>	W	84-37	19 - two players
Second Round	3/16	Greenville, S.C.	Notre Dame <sup>8S</sup>	W	84-77	18 - two players
Reg. Semifinal	3/21	Lexington, Ky.	Indiana <sup>3S</sup>	L	73-74	19 - Boozer
<b>2003 • West Regional Seed: #3</b>						
First Round	3/20	Salt Lake City, Utah	Colorado State <sup>14W</sup>	W	67-57	23 - Jones
Second Round	3/22	Salt Lake City, Utah	C. Michigan <sup>11W</sup>	W	86-60	28 - Jones
Reg. Semifinal	3/27	Anaheim, Calif.	Kansas <sup>2W</sup>	L	65-69	23 - Jones
<b>2004 • Atlanta (South) Regional Seed: #1</b>						
First Round	3/18	Raleigh, N.C.	Alabama State <sup>16S</sup>	W	96-61	20 - Randolph
Second Round	3/20	Raleigh, N.C.	Seton Hall <sup>3S</sup>	W	90-62	21 - Redick
Reg. Semifinal	3/26	Atlanta, Ga.	Illinois <sup>14S</sup>	W	72-62	18 - Deng
Reg. Final	3/28	Atlanta, Ga.	Xavier <sup>7S</sup>	W	66-63	19 - Deng
Nat. Semifinal	4/3	San Antonio, Texas	Connecticut <sup>2W</sup>	L	78-79	16 - Deng
<b>2005 • Austin (South) Regional Seed: #1</b>						
First Round	3/18	Charlotte, N.C.	Delaware State <sup>16S</sup>	W	57-46	14 - Williams
Second Round	3/20	Charlotte, N.C.	Mississippi State <sup>8S</sup>	W	63-55	22 - Ewing
Reg. Semifinal	3/26	Austin, Texas	Michigan State <sup>3S</sup>	L	68-78	19 - Williams
<b>2006 • Atlanta (South) Regional Seed: #1</b>						
First Round	3/16	Greensboro, N.C.	Southern <sup>16S</sup>	W	70-54	29 - two players
Second Round	3/18	Greensboro, N.C.	George Washington <sup>8S</sup>	W	74-61	20 - Redick
Reg. Semifinal	3/23	Atlanta, Ga.	LSU <sup>4S</sup>	L	54-62	23 - Williams
<b>2007 • Buffalo (West) Regional Seed: #6</b>						
First Round	3/15	Buffalo, N.Y.	VCU <sup>11W</sup>	L	77-79	25 - Paulus
<b>2008 • West Regional Seed: #2</b>						
First Round	3/20	Washington, D.C.	Belmont <sup>15W</sup>	W	71-70	21 - Henderson
Second Round	3/22	Washington, D.C.	West Virginia <sup>7W</sup>	L	67-73	18 - Henderson
<b>2009 • East Regional Seed: #2</b>						
First Round	3/19	Greensboro, N.C.	Binghamton <sup>15E</sup>	W	86-62	15 - Scheyer
Second Round	3/21	Greensboro, N.C.	Texas <sup>7E</sup>	W	74-69	24 - Henderson
Reg. Semifinal	3/26	Boston, Mass.	Villanova <sup>3E</sup>	L	54-77	15 - Singler
<b>2010 • South Regional Seed: #1</b>						
First Round	3/19	Jacksonville, Fla.	Arkansas Pine-Bluff <sup>16S</sup>	W	74-44	22 - Singler
Second Round	3/21	Jacksonville, Fla.	California <sup>8S</sup>	W	68-53	20 - Smith
Reg. Semifinal	3/26	Houston, Texas	Purdue <sup>4S</sup>	W	70-57	24 - Singler
Reg. Final	3/28	Houston, Texas	Baylor <sup>3S</sup>	W	78-71	29 - Smith
Nat. Semifinal	4/3	Indianapolis, Ind.	West Virginia <sup>1E</sup>	W	78-57	23 - Scheyer
Nat. Final	4/5	Indianapolis, Ind.	Butler <sup>2W</sup>	W	61-59	19 - Singler
<b>2011 • West Regional Seed: #1</b>						
Second Round	3/18	Charlotte, N.C.	Hampton <sup>16W</sup>	W	87-45	14 - Irving
Third Round	3/20	Charlotte, N.C.	Michigan <sup>8W</sup>	W	73-71	24 - Smith
Reg. Semifinal	3/24	Anaheim, Calif.	Arizona <sup>3W</sup>	L	77-93	28 - Irving

NCAA Tournament Results

Round	Date	Site	Opponent	W/L	Score	DU High
<b>2012 • South Regional Seed: #2</b>						
Second Round	3/16	Greensboro, N.C.	Lehigh <sup>155</sup>	L	70-75	19 - two players

NCAA Tournament Breakdown

Duke vs. Opponents in the NCAA Tournament			Duke vs. Conferences in the NCAA Tournament		
Alabama State	1-0	Missouri	1-0	America East	2-0
Arizona	1-1	Monmouth	1-0	Atlantic Coast	1-0
Arkansas	1-1	Murray State	1-0	Atlantic 10	7-0
Arkansas Pine-Bluff	1-0	Navy	1-0	A-Sun	1-0
Baylor	1-0	Nevada-Las Vegas	1-1	Big East	10-7
Belmont	1-0	New York	1-1	Big Eight	2-1
Binghamton	1-0	Notre Dame	2-0	Big South	3-0
Boston College	0-1	Oklahoma State	1-0	Big Ten	12-4
Boston University	1-0	Old Dominion	1-0	Big 12	5-1
Butler	1-0	Oregon State	1-0	Big West	1-1
California	1-1	Pennsylvania	2-0	Colonial	2-1
Campbell	1-0	Pepperdine	1-0	East Coast	3-0
Central Michigan	1-0	Princeton	1-0	ECAC	1-0
Colorado State	1-0	Providence	0-1	Great Midwest	1-0
Connecticut	3-2	Purdue	2-1	Horizon League	2-0
Delaware State	1-0	Radford	1-0	Independents	3-0
DePaul	1-0	Rhode Island	2-0	Ivy League	6-4
Eastern Michigan	0-1	Richmond	1-0	Metro	0-1
Florida	1-1	St. John's	2-1		
Florida A&M	1-0	St. Joseph's	3-0		
Georgetown	1-0	Seton Hall	2-1		
George Washington	1-0	S.C. State	1-0		
Hampton	1-0	Southern	1-0	California	0-2
Illinois	1-0	Southern Cal	1-0	Colorado	1-1
Indiana	1-2	Southern Illinois	1-0	District of Columbia	1-1
Iowa	2-0	SMU	1-0	Florida	6-2
Kansas	3-2	SW Missouri State	1-0	Georgia	4-1
Kentucky	2-3	Syracuse	2-0	Illinois	1-1
Lamar	1-0	Temple	2-0	Indiana	7-1
Lehigh	0-1	Texas	1-0	Kentucky	4-3
Louisiana-Monroe	1-0	Texas A&M	1-0	Maryland	3-1
Louisiana State	0-1	Texas Southern	1-0	Michigan	2-0
Louisville	0-1	Tulsa	1-0	Minnesota	6-0
Loyola (Ill.)	0-1	UCLA	2-1	Missouri	2-3
Marquette	1-0	Utah	1-0		
Maryland	1-0	VCU	0-1		
Michigan	3-0	Villanova	2-2		
Michigan State	2-1	Washington	0-1		
Minnesota	1-0	West Virginia	2-1		
Mississippi State	1-0	Winthrop	1-0		
Mississippi Valley State	1-0	Xavier	2-0		

Duke NCAA Tournament Seed Grid

Opp.	1	2	3	4	5	6	7	8	9	10	11	12	13	14	15	16	Total
1	2-1	4-3	2-0	4-1	2-4	3-0	2-0	8-0	4-0	--	--	2-0	--	--	--	12-0	45-9
2	4-1	--	2-2	1-0	--	1-1	5-1	--	--	0-2	3-0	--	--	--	7-1	--	23-8
3	1-1	0-1	--	1-0	--	1-2	1-0	--	--	--	1-1	--	--	4-0	--	--	9-5
4	1-0	--	--	--	--	0-1	--	--	--	--	--	1-0	--	--	--	--	2-1
5	0-1	--	--	--	--	--	--	--	--	--	--	1-0	1-0	--	--	--	2-1
6	--	--	--	--	--	--	--	--	--	--	0-1	--	--	--	--	--	0-1
7	--	--	--	--	--	--	--	--	--	--	--	--	--	--	--	--	0-0
8	--	--	--	--	--	--	--	--	0-1	--	--	--	--	--	--	--	0-1
Totals	8-4	4-4	4-2	6-1	2-4	5-4	8-1	8-0	4-1	0-2	4-2	4-0	1-0	4-0	7-1	12-0	81-26

NCAA seeding process began in 1979

Duke in the NCAA Tournament

NCAA Tournament Appearances	36
National Championships	4
Championship Game Appearances	10
Final Four Appearances	15
Elite Eight Appearances	18
Sweet 16 Appearances	26
Times Advanced in NCAA Tournament	30
Overall NCAA Tournament Record	96-32 (.750)

As a Participant (includes Final Four games)

Out of East Region	54-14 (.794)
Out of South Region*	19-6 (.760)
Out of Southeast Region	6-3 (.667)
Out of Mid-east Region	2-1 (.667)
Out of Midwest Region	10-3 (.769)
Out of West Region	5-5 (.500)

\* - will consider the 2004/2006 Atlanta Region and the 2005 Austin Region the South Region

By Decade

1950-59	0-1 (.000)
1960-69	11-4 (.733)
1970-79	4-2 (.667)
1980-89	18-7 (.720)
1990-99	32-7 (.821)
2000-09	23-9 (.719)
2010-p	8-2 (.800)

As an at-large bid	33-15 (.688)
As an automatic bid	63-17 (.788)
NCAA Record under Krzyzewski	79-24 (.767)

NCAA Appearances (36)

1955, 1960, 1963, 1964, 1966, 1978, 1979, 1980, 1984, 1985, 1986, 1987, 1988, 1989, 1990, 1991, 1992, 1993, 1994, 1996, 1997, 1998, 1999, 2000, 2001, 2002, 2003, 2004, 2005, 2006, 2007, 2008, 2009, 2010, 2011, 2012

NCAA Titles (4)

1991, 1992, 2001, 2010

Title Game Appearances (10)

1964, 1978, 1986, 1990, 1991, 1992, 1994, 1999, 2001, 2010

Final Four Appearances (15)

1963, 1964, 1966, 1978, 1986, 1988, 1989, 1990, 1991, 1992, 1994, 1999, 2001, 2004, 2010

Regional Championships (15)

1963 (East), 1964 (East), 1966 (East), 1978 (East), 1986 (East), 1988 (East), 1989 (East), 1990 (East), 1991 (Midwest), 1992 (East), 1994 (Southeast), 1999 (East), 2001 (East), 2004 (Atlanta/South), 2010 (South)

Elite Eight Appearances (18)

1960, 1963, 1964, 1966, 1978, 1980, 1986, 1988, 1989, 1990, 1991, 1992, 1994, 1998, 1999, 2001, 2004, 2010

Sweet 16 Appearances (26)

1960, 1963, 1964, 1966, 1978, 1980, 1986, 1987, 1988, 1989, 1990, 1991, 1992, 1994, 1998, 1999, 2000, 2001, 2002, 2003, 2004, 2005, 2006, 2009, 2010, 2011

Times As A Number One Seed (12)

1986	5-1
1992	6-0
1998	3-1
1999	5-1
2000	2-1
2001	6-0
2002	2-1
2004	4-1
2005	2-1
2006	2-1
2010	6-0
2011	2-1
12 Times	45-9

NCAA Tournament Records - Game

Team			
Most Points Scored			
Duke	vs. Southern Illinois, 3/18/1993		105
Opp	2x: last by Kentucky, 3/28/1992		103
Fewest Points Scored			
Duke	vs. Pennsylvania, 3/8/1980		52
Opp	by Winthrop, 3/14/2002		37
Largest Victory Margin			
Duke	vs. Connecticut, 3/14/1964 <i>[11-6]</i>	<i>[101-54]</i>	47
	vs. Winthrop, 3/14/2002 <i>[11-6]</i>	<i>[84-37]</i>	47
Opp	by UNLV, 4/2/1990	<i>[101-71]</i>	30
Largest Halftime Margin			
Duke	vs. Winthrop, 3/14/2002	<i>[52-15]</i>	37
Most Field Goals Made			
Duke	2x: last vs. Northeast Louisiana, 3/14/1991		43
Opp	by Kentucky, 3/27/1978		39
Most Field Goal Attempts			
Duke	vs. Loyola-Chicago, 3/22/1963		82
Opp	by Oregon State, 3/23/1963		87
Highest Field Goal Pct.			
Duke	vs. Southern Illinois, 3/18/1993		.632
Opp	by Washington, 3/18/1984		.705
Fewest Field Goals Made			
Duke	2x: last vs. Villanova, 3/26/2009		16
Opp	by Winthrop, 3/14/2002		16
Fewest Field Goal Attempts			
Duke	vs. Texas A&M, 3/12/1987		36
Opp	by Michigan State, 3/20/1994		46
Most 3-Point Field Goals			
Duke	vs. Monmouth, 3/15/2001 <i>[11-2]</i>		18
Opp	2x: last by Lamar, 3/17/2000		11
Most 3-Point Attempts			
Duke	vs. Monmouth, 3/15/2001 <i>[11-10]</i>		38
Opp	2x: last by Temple, 3/21/1999		27
Highest 3-Point Pct.			
Duke	vs. Southern Illinois, 3/18/1993 <i>[8]</i>		.737
Opp	by Arizona, 3/24/2011		.600
Most Free Throws Made			
Duke	vs. Seton Hall, 3/20/2004		34
Opp	by Lehigh, 3/16/2012		25
Most Free Throw Attempts			
Duke	2x: last vs. Indiana, 4/4/1992		42
Opp	by Villanova, 3/8/1955		42
Highest Free Throw Pct.			
Duke	vs. Seton Hall, 3/20/2004		.895
Opp	by Temple, 3/26/1988		.929
Most Rebounds			
Duke	vs. Connecticut, 3/14/1964		60
Opp	by Oregon State, 3/23/1963		54

Most Assists			
Duke	vs. Radford, 3/13/1998		27
Opp	by UCLA, 3/21/1964		22
Most Steals			
Duke	4x: last vs. UCLA, 3/22/2001 <i>[11-9]</i>		17
Opp	by UNLV, 4/2/1990		16
Most Blocked Shots			
Duke	vs. Temple, 3/26/1988 <i>[11-10]</i>		11
Opp	by Iowa, 3/21/1992		10
Individual			
Points			
1.	Jeff Mullins vs. Villanova, 3/13/1964		43
2.	Danny Ferry vs. Seton Hall, 4/1/1989		34
	Jason Williams vs. UCLA, 3/22/2001		34
4.	Bobby Hurley vs. California, 3/20/1993		32
5.	Kevin Strickland vs. SMU, 3/19/1988		31
	Christian Laettner vs. Kentucky, 3/28/1992		31
	Jason Williams vs. Missouri, 3/17/2001		31
Field Goals Made			
1.	Jeff Mullins vs. Villanova, 3/13/1964		19
2.	Jeff Mullins vs. Connecticut, 3/14/1964		14
3.	Mike Gminski vs. Notre Dame, 3/25/1978		13
	Johnny Dawkins vs. Navy, 3/23/1986		13
	Danny Ferry vs. Seton Hall, 4/1/1989		13
Field Goals Attempted			
1.	Art Heyman vs. Loyola-Chicago, 3/22/1963		30
2.	Danny Ferry vs. Seton Hall, 4/1/1989		29
3.	Jeff Mullins vs. Villanova, 3/13/1964		28
4.	Jack Marin vs. Utah, 3/19/1966		26
	Jason Williams vs. USC, 3/24/01		26
Field Goal Pct.			
1.	Christian Laettner vs. Kentucky, 3/28/1992 <i>[11-1]</i>	<i>[10-10]</i>	1.000
2.	Johnny Dawkins vs. Old Dominion, 3/15/1986	<i>[10-12]</i>	.833
3.	Bob Verga vs. Syracuse, 3/12/1966	<i>[10-13]</i>	.769
4.	Mike Gminski vs. Notre Dame, 3/25/1978	<i>[13-17]</i>	.765
<i>Minimum 10 field goal attempts</i>			
3-Point Field Goals Made			
1.	Phil Henderson vs. UCLA, 3/22/1990		6
	Bobby Hurley vs. Indiana, 4/4/1992		6
	Bobby Hurley vs. Southern Illinois, 3/18/1993		6
	Bobby Hurley vs. California, 3/20/1993		6
	Jason Williams vs. UCLA, 3/22/2001		6
	Jason Williams vs. Monmouth, 3/15/2001		6
3-Point Field Goal Attempts			
1.	Bobby Hurley vs. California, 3/20/1993 <i>[11-6]</i>		18
2.	Jason Williams vs. UCLA, 3/22/2001		13
3.	Jason Williams vs. Missouri, 3/17/2001		12
	J.J. Redick vs. Alabama State, 3/18/2004		12
5.	Phil Henderson vs. UCLA, 3/22/1990		11
	Jason Williams vs. USC, 3/24/2001		11
	Jason Williams vs. Arizona, 4/2/2001		11
	J.J. Redick vs. Kansas, 3/27/2003		11
3-Point Field Goal Pct.			
1.	Bobby Hurley vs. Southern Illinois, 3/18/1993	<i>[6-7]</i>	.857
2.	Trajan Langdon vs. Temple, 3/21/1999	<i>[5-6]</i>	.833
3.	Jeff Capel vs. Providence, 3/16/1997	<i>[4-5]</i>	.800
4.	J.J. Redick vs. Central Michigan, 3/22/2003	<i>[5-7]</i>	.714
5.	Bobby Hurley vs. Indiana, 4/4/1992	<i>[6-9]</i>	.667
	Trajan Langdon vs. SW Missouri State, 3/19/1999	<i>[4-6]</i>	.667
	Nolan Smith vs. Baylor, 3/28/2010	<i>[4-6]</i>	.667
<i>Minimum five three-point field goal attempts</i>			

Free Throws Made			
1.	Jim Spanarkel vs. Notre Dame, 3/25/1978		12
	Christian Laettner vs. Kansas, 4/1/1991		12
	Shane Battier vs. Missouri, 3/17/2001		12
4.	Christian Laettner vs. Kentucky, 3/28/1992		10
	Shane Battier vs. Kansas, 3/19/2000		10
	Shane Battier vs. UCLA, 3/22/2001		10
	Gerald Henderson vs. Texas, 3/21/2009		10
Free Throws Attempted			
1.	Art Heyman vs. St. Joseph's, 3/16/1963		15
2.	Art Heyman vs. New York, 3/15/1963		14
	David Henderson vs. Pepperdine, 3/15/1985		14
	Shelden Williams vs. Delaware State, 3/18/2005		14
5.	Joe Belmont vs. Villanova, 3/8/1955		13
	Art Heyman vs. Oregon State, 3/23/1963		13
	Johnny Dawkins vs. Washington, 3/18/1984		13
	Shane Battier vs. Missouri, 3/17/2001		13
	Gerald Henderson vs. Texas, 3/21/2009		13
Free Throw Pct.			
1.	Jim Spanarkel vs. Notre Dame, 3/25/1978 <i>[11-1]</i>	<i>[12-12]</i>	1.000
	Christian Laettner vs. Kansas, 4/1/1991 <i>[11-1]</i>	<i>[12-12]</i>	1.000
	Christian Laettner vs. Kentucky, 3/28/1992	<i>[10-10]</i>	1.000
	Shelden Williams vs. G. Washington, 3/18/2006	<i>[9-9]</i>	1.000
	Jon Scheyer vs. West Virginia, 3/22/08	<i>[9-9]</i>	1.000
	Bobby Hurley vs. California, 3/20/1993	<i>[8-8]</i>	1.000
<i>Minimum eight made free throws</i>			
Rebounds			
1.	Jay Buckley vs. St. Joseph's, 3/16/1963		18
	Shelden Williams vs. Southern, 3/16/2006		18
3.	Jay Buckley vs. New York University, 3/15/1963		16
4.	Mike Lewis vs. St. Joseph's, 3/11/1966		15
	Jack Marin vs. St. Joseph's, 3/11/1966		15
	Elton Brand vs. Michigan State, 3/27/1999		15
	Shelden Williams vs. Mississippi State, 3/20/2005		15
Assists			
1.	Quin Snyder vs. SMU, 3/19/1988		12
2.	Bobby Hurley vs. Campbell, 3/19/1992		10
	Bobby Hurley vs. Kentucky, 3/28/1992		10
4.	Chris Duhon vs. Monmouth, 3/15/2001		9
	Jason Williams vs. Missouri, 3/17/2001		9
Steals			
1.	Grant Hill vs. California, 3/20/1993 <i>[11-1]</i>		8
2.	Tommy Amaker vs. Old Dominion, 3/15/1986 <i>[11-5]</i>		7
	Tommy Amaker vs. Louisville, 3/31/1986 <i>[11-5]</i>		7
4.	Phil Henderson vs. Richmond, 3/16/1990		6
	Grant Hill vs. Iowa, 3/16/1991		6
	Chris Duhon vs. Central Michigan, 3/22/03		6
Blocked Shots			
1.	Shane Battier vs. Kansas, 3/19/2000 <i>[11-6]</i>		8
2.	Mike Gminski vs. Pennsylvania, 3/17/1978		7
	Shelden Williams vs. George Washington, 3/18/2006		7
4.	Cherokee Parks vs. Marquette, 3/24/1994		5
	Elton Brand vs. SW Missouri State, 3/19/1999		5
	Casey Sanders vs. Colorado State, 3/20/2003		5
	Casey Sanders vs. Kansas, 3/27/2003		5
	Shelden Williams vs. Xavier, 3/28/04		5
	Josh McRoberts vs. VCU, 3/15/2007		5
Minutes Played			
1.	Bobby Hurley vs. Kentucky, 3/28/1992		45
2.	Christian Laettner vs. Kentucky, 3/28/1992		43
	Bobby Hurley vs. Connecticut, 3/24/1990		43
4.	Phil Henderson vs. Connecticut, 3/24/1990		42
5.	39x: last Kyle Singler & Nolan Smith vs. Butler, 4/5/2010		40
<i>Duke players all-time NCAA rank in parentheses</i>			



NCAA Tournament Records - Career

Points

Rk	Player, Years	Pts
1.	Christian Laettner, 1989-92 <i>[1]</i>	407
2.	Shane Battier, 1998-01 <i>[13]</i>	278
3.	Danny Ferry, 1986-89 <i>[1-15]</i>	269
	Grant Hill, 1991-94 <i>[1-15]</i>	269
5.	Jason Williams, 2000-02	243
6.	Bobby Hurley, 1990-93	239
7.	Phil Henderson, 1988-91	233
8.	J.J. Redick, 2003-06	223
9.	Johnny Dawkins, 1983-86	214
10.	Kyle Singler, 2008-11	209

Scoring Average

Rk	Name, Years	G	Pts	Avg
1.	Jeff Mullins, 1962-64	8	200	25.0
2.	Johnny Dawkins, 1983-86	9	214	23.8
3.	Jason Williams, 2000-02	12	243	20.3
4.	Mike Gminski, 1977-80	9	178	19.8
5.	Christian Laettner, 1989-92	23	407	17.7
6.	Gene Banks, 1978-80	9	153	17.0
7.	Roshown McLeod, 1997-98	6	97	16.2
8.	J.J. Redick, 2003-06	14	223	15.9
	Mark Alarie, 1983-86	9	143	15.9
10.	Jack Marin, 1964-66	8	122	15.3

Field Goals Made

Rk	Player, Years	FG
1.	Christian Laettner, 1989-92 <i>[1-3]</i>	128
2.	Grant Hill, 1991-94	103
3.	Danny Ferry, 1986-89	101
4.	Shane Battier, 1998-01	88
5.	Phil Henderson, 1988-91	86
	Johnny Dawkins, 1983-86	86

Field Goal Attempts

Rk	Player, Years	FGA
1.	Danny Ferry, 1986-89	218
2.	Christian Laettner, 1989-92	213
3.	Jason Williams, 2000-02	207
4.	Grant Hill, 1991-94	196
5.	Phil Henderson, 1988-90	193

Field Goal Pct.

Rk	Name, Years	FG	FGA	Pct
1.	Kenny Dennard, 1978-80	28	43	.651
2.	Carlos Boozer, 2000-02	47	75	.627
3.	Elton Brand, 1998-99	55	88	.625
4.	Alaa Abdelnaby, 1987-90	63	102	.618
5.	Christian Laettner, 1989-92	128	213	.601

Minimum 25 field goals made

3-Point Field Goals Made

Rk	Player, Years	3FG
1.	Bobby Hurley, 1990-93 <i>[2]</i>	42
2.	J.J. Redick, 2003-06 <i>[5]</i>	39
3.	Jason Williams, 2000-02	36
4.	Trajan Langdon, 1995-99	28
	Daniel Ewing, 2002-05	28

3-Point Field Goal Attempts

Rk	Player, Years	3FGA
1.	J.J. Redick, 2003-06 <i>[1]</i>	115
2.	Jason Williams, 2000-02 <i>[2]</i>	112
3.	Bobby Hurley, 1990-93	96
4.	Shane Battier, 1998-01	73
5.	Trajan Langdon, 1995-99	70

3-Point Field Goal Pct.

Rk	Name, Years	3FG	3FGA	Pct
1.	William Avery, 1998-99	20	37	.541
2.	Jeff Capel, 1994-97	19	38	.500
3.	Daniel Ewing, 2002-05	28	61	.459
4.	Bobby Hurley, 1990-93	42	96	.438
5.	Kyle Singler, 2008-11	25	61	.410
6.	Chris Collins, 1993-96	16	40	.400
	Trajan Langdon, 1995-97	28	70	.400
	Nolan Smith, 2008-11	18	45	.400

Minimum 15 three-point field goals made

Free Throws Made

Rk	Player, Years	FT
1.	Christian Laettner, 1989-92 <i>[1]</i>	142
2.	Shane Battier, 1998-01	75
3.	Shelden Williams, 2003-06	67
4.	Bobby Hurley, 1990-93	59
5.	Danny Ferry, 1986-89	57

Free Throws Attempted

Rk	Player, Years	FTA
1.	Christian Laettner, 1989-92 <i>[1]</i>	167
2.	Shane Battier, 1998-01	91
3.	Shelden Williams, 2003-06	86
4.	Grant Hill, 1991-94	83
5.	Brian Davis, 1989-92	82

Free Throw Pct.

Rk	Name, Years	FT	FTA	Pct
1.	Mark Alarie, 1983-86	37	43	.860
2.	Mike Gminski, 1977-80	36	42	.857
	J.J. Redick, 2003-06	42	49	.857
4.	Christian Laettner, 1989-92	142	167	.850
5.	Shane Battier, 1998-01	75	91	.824

Minimum 35 free throws made

Rebounds

Rk	Player, Years	Reb
1.	Christian Laettner, 1989-92 <i>[6]</i>	169
2.	Shelden Williams, 2003-06 <i>[19]</i>	144
3.	Shane Battier, 1998-01 <i>[1-20]</i>	135
4.	Grant Hill, 1991-94	134
5.	Danny Ferry, 1986-89	131

Rebound Average

Rk	Name, Years	G	Reb	Avg
1.	Jay Buckley, 1962-64	8	95	11.9
2.	Shelden Williams, 2003-06	14	144	10.3
3.	Elton Brand, 1998-99	10	86	8.6
4.	Gene Banks, 1978-81	9	76	8.4
5.	Mike Gminski, 1977-80	9	75	8.3
	Mark Alarie, 1983-86	9	75	8.3

Assists

Rk	Player, Years	Ast
1.	Bobby Hurley, 1990-93 <i>[1]</i>	145
2.	Grant Hill, 1991-94	86
3.	Chris Duhon, 2001-04	79
4.	Quin Snyder, 1986-89	69
5.	Jason Williams, 2000-02	66

Assists Per Game

Rk	Name, Years	G	Ast	Avg
1.	Bobby Hurley, 1990-93	20	145	7.3
2.	Jason Williams, 2000-02	12	66	5.5
3.	Tommy Amaker, 1984-87	12	57	4.8
4.	Chris Duhon, 2001-04	17	79	4.7
5.	Quin Snyder, 1986-89	16	69	4.3
	Grant Hill, 1991-94	20	86	4.3

Blocked Shots

Rk	Player, Years	Blk
1.	Shane Battier, 1998-01 <i>[3]</i>	42
2.	Shelden Williams, 2003-06 <i>[1-4]</i>	41
3.	Cherokee Parks, 1992-95	25
4.	Grant Hill, 1991-94	23
	Casey Sanders, 2000-03	23

Blocked Shots Per Game

Rk	Name, Years	G	Blk	Avg
1.	Shelden Williams, 2003-06	14	41	2.9
2.	Mike Gminski, 1977-80	9	22	2.4
3.	Shane Battier, 1998-01	19	42	2.2
4.	Cherokee Parks, 1992-95	14	25	1.8
5.	Elton Brand, 1998-99	10	17	1.7

Steals

Rk	Player, Years	St
1.	Grant Hill, 1991-94 <i>[1]</i>	39
2.	Chris Duhon, 2001-04 <i>[1-2]</i>	38
3.	Tommy Amaker, 1984-87 <i>[4]</i>	36
4.	Christian Laettner, Duke, 1989-92	32
	Bobby Hurley, 1990-93	32

Steals Per Game

Rk	Name, Years	G	Stl	Avg
1.	Tommy Amaker, 1984-89	12	36	3.0
2.	Jason Williams, 2000-03	12	31	2.6
3.	Chris Duhon, 2001-04	17	38	2.2
4.	Grant Hill, 1991-94	20	39	2.0
5.	Daniel Ewing, 2002-05	14	27	1.9

Games Played

Rk	Player, Years	GP
1.	Christian Laettner, 1989-92 <i>[1]</i>	23
2.	Greg Koubek, 1988-91 <i>[1-2]</i>	22
	Brian Davis, 1989-92 <i>[1-2]</i>	22
4.	Thomas Hill, 1990-93 <i>[1-5]</i>	20
	Bobby Hurley, 1990-93 <i>[1-5]</i>	20
	Grant Hill, 1991-94 <i>[1-5]</i>	20
	Antonio Lang, 1991-94 <i>[1-5]</i>	20

Games Started

Rk	Player, Years	GS
1.	Christian Laettner, 1989-92 <i>[1]</i>	23
2.	Bobby Hurley, 1990-93	20
3.	Chris Duhon, 2001-04	17
4.	Robert Brickley, 1987-90	16
5.	Grant Hill, 1991-94	15
	Chris Carrawell, 1997-00	15
	Shane Battier, 1998-01	15

Duke players all-time NCAA rank in parentheses

## 1991 NCAA Champions

From the beginning the goal was clear: win the national championship.

Head coach Mike Krzyzewski made no bones about it as he began his 11th season at Duke University. He told his 13 players, assembling in the locker room for the first time in September, that it was their goal.

Leading up to the glory-filled 1990-1991 season were many anxious moments, including a 30-point loss to UNLV at the 1990 NCAA championship game, Krzyzewski being wooed by the Boston Celtics, and a tiring summer which had Coach K leading the USA team (with Christian Laettner and Bobby Hurley) to medal-winning performances at the Goodwill Games and the World Championships.

All of those were memories and lessons as the 1990-91 schedule got underway at the Dodge NIT in mid-November.

Duke rushed out to two quick and decisive victories in Cameron Indoor Stadium. The Blue Devils then headed to the Big Apple and Madison Square Garden, where they faced fellow 1990 Final Four member Arkansas, whom the Blue Devils had defeated to earn a trip to the championship game. This time the Razorbacks turned back Duke and advanced to the title game with a 98-88 win.

The month of December featured a road loss to Georgetown in the ACC/Big East Challenge and a key road victory at 11th-ranked Oklahoma which snapped the Sooners long home court winning streak. Duke triumphed 90-85 and finished the month with a 10-2 record.

The opening day of the ACC slate had the Blue Devils traveling to 18th-ranked Virginia. The Cavaliers crushed Duke 81-64, making it time for a re-commitment to the season by the Blue Devils.

Freshman Grant Hill broke his nose at a late night practice session which caused him to miss the next three ACC games. Duke won all three of those games, thanks in part to the emergence of sophomore Thomas Hill. The 6-4 guard/forward had 22 points in an 89-67 win over Wake Forest and then added 20 more against fifth-ranked North Carolina five days later in Duke's 74-60 victory over the Tar Heels.

The ACC regular season championship came down to the final game against the chief rival – North Carolina. The eighth-ranked Blue Devils hustled out to a 20-point margin in the early parts of the second half. The fourth-ranked Tar Heels came back but could never catch Duke as the Blue Devils posted an 83-77 victory.

A week later, the two squads met again in the ACC Tournament championship game. This

time, Carolina triumphed 96-74 to hand Duke a decisive loss and leave the Blue Devils with a 26-7 record heading into the NCAA Tournament.

It was apparent early that the Blue Devils meant business in their chance to go to Indianapolis. Duke disposed of Northeast Louisiana, Iowa, and Connecticut with little resistance leading up to the Midwest Regional title game against Big East member St. John's. Pacing the victory, Hurley earned MVP honors in the region with 20 points in the title game and a remarkable 6.75:1 assist-turnover ratio in the four NCAA games.

Up first in the Final Four was UNLV, a team owning a 34-0 record and had rarely been challenged. The fight was on and Duke kept the pressure on the Runnin' Rebels. Finally, it came down to a little over two minutes to play and the Blue Devils down by a 76-71 count.

Hurley connected on a three-pointer when all seemed lost to make it 76-74 with 2:14 to play. Then Duke put on the defensive pressure and UNLV ran out the shot clock without a shot being taken. Next, Brian Davis took charge with a driving layup and a foul shot to give Duke a 77-76 lead.

After a Larry Johnson free throw tied the score, the ball landed in Laettner's hands on the offensive side and he was fouled with 12.7 seconds to play. He calmly converted the two charity tosses to give Duke a 79-77 lead which never changed.

Two nights later, in the most famed game of the college basketball season, Duke took the court against Kansas, which had defeated North Carolina in the semifinals.

The fatigued Blue Devils never faltered as Hurley and Grant Hill teamed up for a spectacular alley-oop dunk in the opening minutes to set the tone and Laettner proved steady with a record-setting 12-for-12 performance from the free throw line.

It was a crowning glory to the spectacular season as the Blue Devils brought home the title with a 72-65 victory over the Jayhawks. Laettner earned MVP honors and Hurley averaged 12 points and eight assists in the two games. Sophomore Bill McCaffrey added 16 points in the title game to also earn a slot on the All-Final Four team.

The season was complete, the dream a reality. Duke had won the national championship and along the way captured the ACC regular season crown, a record 16-0 home record, its eighth straight NCAA appearance, a fourth straight Final Four berth and fifth in the last six years, and Krzyzewski was named the Kodak/NABC National Coach of the Year.

Record: 32-7; Home: 16-0; Away: 8-5; Neutral: 8-2

Player	G	MP	FG-FGA	Pct	FT-FTA	Pct	Reb-Avg	PF-DQ	Ast	TO	BS	St	Pts-Avg
*Laettner	39	1178	271-471	.575	211-263	.802	340-8.7	111-1	76	121	44	75	771-19.8
McCaffrey	38	941	167-347	.481	84-101	.832	69-1.8	50-0	71	67	4	34	442-11.6
*T. Hill	39	908	164-297	.552	101-136	.743	142-3.6	67-1	51	55	15	59	450-11.5
*Hurley	39	1353	141-333	.423	83-114	.728	93-2.4	100-4	289	151	3	51	441-11.3
*G. Hill	36	887	160-310	.516	81-133	.609	183-5.1	79-1	79	74	30	51	402-11.2
Davis	39	902	104-228	.456	89-122	.730	158-4.1	83-2	63	60	8	39	298-7.6
*Koubek	38	600	77-177	.435	39-48	.813	110-2.9	67-2	33	29	3	21	225-5.9
Lang	36	426	57-94	.606	40-76	.526	92-2.6	55-1	7	25	28	14	154-4.3
Palmer	38	407	51-79	.646	33-40	.825	77-2.0	69-1	10	28	19	11	135-3.6
Clark	23	104	13-29	.448	20-32	.625	17-0.7	15-0	8	25	2	5	48-2.1
Ast	17	51	12-18	.667	3-4	.750	10-0.6	7-0	0	6	3	0	28-1.6
Buckley	19	93	10-18	.556	7-20	.350	20-1.1	12-0	2	4	1	2	27-1.4
Team	—	—	—	—	—	—	103-2.6	—	—	—	—	—	—
Duke	39	7850	1227-2401	.511	791-1089	.726	1414-36.3	715-13	689	645	160	362	3421-87.7
Opps	39	7850	1087-2445	.445	525-792	.663	1327-34.0	865-na	528	779	111	299	2864-73.4

\*Three-Point Field Goals (176-459, .383): Hurley (76-188, .404); Koubek (32-76, .421); McCaffrey (24-70, .343); T. Hill (21-52, .404); Laettner (18-53, .340); Clark (2-9, .222); G. Hill (1-2, .500); Ast (1-4, .250); Davis (1-5, .200). **Dunks (112):** G. Hill 33; T. Hill 26; Laettner 21; Davis 19; Lang 8; Palmer 6. **Charges Taken (71):** Davis 16; Palmer 14; Hurley 12; T. Hill 10; Laettner 5; Lang 5; McCaffrey 4; G. Hill 2; Koubek 2; Buckley 1.

## 1990-91 Results

N 14	Marquette (6-)	*H	W	87-74
N 16	Boston College (6-)	*H	W	100-76
N 21	Arkansas (6/2)	N2	L	88-98
N 23	Notre Dame (6-)	N2	W	85-77
N 26	East Carolina (6-)	H	W	125-82
D 1	UNC Charlotte (8-)	H	W	111-94
D 5	Georgetown (5/6)	*A	L	74-79
D 8	Michigan (5-)	H	W	75-68
D 19	Harvard (9-)	A	W	103-61
D 22	Oklahoma (9/11)	A	W	90-85
D 29	Lehigh (8-)	H	W	97-67
J 2	Boston U. (8-)	H	W	109-55
J 5	Virginia (8/18)	A	L	64-81
J 9	Georgia Tech (14/24)	H	W	98-57
J 12	Maryland (14-)	A	W	94-78
J 14	Wake Forest (14-)	H	W	89-67
J 16	The Citadel (12-)	A	W	83-50
J 19	North Carolina (12/5)	H	W	74-60
J 23	N.C. State (9-)	A	L	89-95
J 26	Clemson (9-)	A	W	99-70
J 30	Georgia Tech (7/23)	A	W	77-75
F 2	Notre Dame (7-)	A	W	90-77
F 7	Virginia (6/11)	H	W	86-74
F 9	Maryland (6-)	H	W	101-81
F 10	Louisiana State (6/19)	H	W	88-70
F 13	Davidson (5-)	H	W	74-39
F 16	Wake Forest (5-)	A	L	77-86
F 20	N.C. State (7-)	H	W	72-65
F 24	Arizona (7/9) ••	A	L	96-103
F 27	Clemson (8-)	H	W	79-62
M 3	North Carolina (8/4)	A	W	83-77
M 9	N.C. State (6-)	N4	W	93-72
M 10	North Carolina (6/7)	N4	L	74-96
M 14	Louisiana-Monroe (6-)	N5	W	102-73
M 16	Iowa (6-)	N5	W	85-70
M 22	Connecticut (6-)	N6	W	81-67
M 24	St. John's (6/20)	N6	W	78-61
M 30	UNLV (6/1)	N7	W	79-77
A 1	Kansas (6/12)	N7	W	72-65

\*H - Dodge NIT, Durham, N.C.

N2 - Dodge NIT, New York, N.Y.

\*A - ACC/Big East Challenge, Landover, Md.

N4 - ACC Tournament, Charlotte, N.C.

N5 - NCAA Tournament, Minneapolis, Minn.

N6 - NCAA Tournament, Pontiac, Mich.

N7 - NCAA Final Four, Indianapolis, Ind.

## Honors &amp; Awards

## Grant Hill

- First Team Freshman All-America (Basketball Times)
- Third Team Freshman All-America (Basketball Weekly)
- ACC All-Freshman
- ACC All-Tournament (second team)

## Thomas Hill

- Third Team All-ACC
- All-Region (Basketball Times)
- NCAA Midwest Region All-Tournament Team

## Bobby Hurley

- Honorable Mention All-America (AP)
- Third Team All-ACC
- All-Region (Basketball Times)
- NCAA All-Final Four Team
- NCAA Midwest Region MVP
- NCAA Midwest Region All-Tournament Team

## Greg Koubek

- ACC All-Tournament (second team)

## Christian Laettner

- First Team All-America (Basketball Times, Wooden)
- Second Team All-America (AP, UPI, NABC, USBWA)
- NCAA Final Four MVP
- NCAA All-Final Four Team
- NCAA Midwest Region All-Tournament Team
- First Team All-ACC
- ACC All-Tournament (first team)
- USBWA District Player of the Year
- USBWA First Team All-District

## Bill McCaffrey

- NCAA All-Final Four Team

## Mike Krzyzewski

- National Coach of the Year (NABC)

# 1992 NCAA Champions

The 1991-1992 Duke men's basketball season preview began this way: "When four starters return to any college basketball team there is always cause for celebration. When the four starters return from a team that captured the national championship the year before, the possibilities seem endless."

With a roster that included ACC Athlete of the Year Christian Laettner, All-ACC guards Bobby Hurley and Thomas Hill, sophomore Grant Hill and four additional returning letterwinners, the Blue Devils were poised to defend their title.

On December 14, Duke faced future NCAA championship opponent Michigan in Ann Arbor. The Blue Devils were 6-0 heading into the night, having swept four of the five previous teams by at least a 25-point margin. After leading by as many as 17 points early in the second half, Duke came back from a two-point deficit when Hurley scored five points in the last two minutes of play to secure an 88-85 victory.

The ACC season started strong, with solid victories over Virginia, Florida State, Maryland, Georgia Tech, and N.C. State.

On February 1, 1992, Duke celebrated its 500th win in Cameron Indoor Stadium with a 100-71 blowout against Notre Dame.

The first real challenge of the ACC season came against perennial rival North Carolina on its home court in Chapel Hill. Hurley broke his foot midway through the first half, but played anyway as the ninth-ranked Tar Heels posted a 75-73 upset victory over top-ranked Duke.

As tournament time approached, Duke had only suffered two losses: one to North Carolina and a second against Wake Forest in late February when Duke squandered a 10-point lead in the game's final five minutes to fall to the Demon Deacons 72-68.

Brian Davis and Laettner had won just about every prize imaginable in their four-year Duke careers except one, the ACC championship. Duke recorded wins over Maryland and Georgia Tech to reach the finals. The Blue Devils registered a crushing 94-74 defeat of North Carolina in the 1992 ACC final that brought redemption after the previous year's 22-point loss to UNC in the same game. Laettner left nothing to chance with 25 points, 10 rebounds and seven steals. Five others hit double-figures, including Grant Hill who hit all eight of his shots and added seven assists.

With eight straight trips to NAAs, Final Four berths every year but one since 1986, and the 1991 title securely under its belt, the 1992 Duke squad was looking to make history when it opened the tournament on March 19.

Duke, the top-seed in the East Regional, posted wins over Campbell, Iowa and Seton Hall to reach the Elite Eight.

The Blue Devils' Elite Eight matchup against Kentucky on March 28, 1992 saw two of the most famed programs in basketball history take aim at each other. Kentucky did everything possible to dethrone the champions and appeared to have Duke right where it wanted them with 2.1 seconds to play in the overtime period after Sean Woods drove by Hurley and banked in a one-handed shot over Laettner for a one-point lead.

Then, in a season equally filled with magical moments and overwhelming adversity, a miracle took place. Grant Hill flung the undefended inbounds pass to Laettner who leaped to catch the ball over John Pelphrey and Deron Feldhaus. Time seemed to stand still as Laettner faked to his right, turned to his left and lofted an 18-footer that found nothing but net as time expired. The Spectrum crowd erupted as the Duke players jumped on Laettner to celebrate another trip to the Final Four and a 104-103 victory over Kentucky.

Up next was Indiana, an intriguing matchup between the two winningest programs in NCAA Tournament history. The beginning of the second half, which began with Duke trailing by five points, 42-37, turned into one of Duke's finest moments of the season. The Blue Devils reeled off 13 straight points and then made it a 21-3 surge to open the first 10 minutes of the frame to make the score 58-45 in favor of Duke. Free throws by Antonio Lang and Cherokee Parks closed out the 81-78 victory as the Blue Devils headed to the NCAA championship game for the third consecutive season.

The billing Michigan and Duke had entering the Metrodome on April 6th to decide the national champion read: "The Fab Five meets The Victory Tour."

Grant Hill made his first start since February when he was inserted for an injured Davis, scoring 18 points and grabbing 10 rebounds as Duke stumbled out of the blocks but hung tough in trailing by just one at the half, 31-30. The Blue Devils turned up the defensive pressure in the second frame, forcing Michigan into 29 percent shooting from the field and just 20 second-half points.

With 13.5 seconds remaining and a comfortable 20-point cushion, Coach K gave his starters one last curtain call to an incredible season-long journey. A roar echoed through the dome as players exchanged high-fives and hugs to start the celebration of the 71-51 victory.

1991-92 Results				
N 25	East Carolina (1/-)	H	W	103-75
N 30	Harvard (1/-)	H	W	118-65
D 5	St. John's (1/7)	N1	W	91-81
D 7	Canisius (1/-)	A	W	96-60
D 14	Michigan (1/18)	A	W	88-85
D 30	William & Mary (1/-)	H	W	97-61
J 2	Virginia (1/-)	A	W	68-62
J 6	Florida State (1/-)	H	W	86-70
J 8	Maryland (1/-)	A	W	83-66
J 11	Georgia Tech (1/14)	H	W	97-84
J 15	N.C. State (1/-)	H	W	110-75
J 18	UNC Charlotte (1/18)	H	W	104-82
J 21	Boston U. (1/-)	A	W	95-85
J 25	Wake Forest (1/-)	H	W	84-68
J 27	Clemson (1/-)	H	W	112-73
J 30	Florida State (1/23)	A	W	75-62
F 1	Notre Dame (1/-)	H	W	100-71
F 5	North Carolina (1/9)	A	L	73-75
F 8	Louisiana State (1/22)	A	W	77-67
F 12	Georgia Tech (1/-)	A	W	71-62
F 16	N.C. State (1/-)	A	W	71-63
F 20	Maryland (1/-)	H	W	91-89
F 23	Wake Forest (1/-)	A	L	68-72
F 26	Virginia (1/-)	H	W	76-67
M 1	UCLA (1/4)	A	W	75-65
M 4	Clemson (1/-)	A	W	98-97
M 8	North Carolina (1/16)	H	W	89-77
M 13	Maryland (1/-)	N2	W	94-87
M 14	Georgia Tech (1/-)	N2	W	89-76
M 15	North Carolina (1/20)	N2	W	94-74
M 19	Campbell (1/-)	N3	W	82-56
M 21	Iowa (1/-)	N3	W	75-62
M 26	Seton Hall (1/19)	N4	W	81-69
M 28	Kentucky (1/6)	N4	W	104-103
A 4	Indiana (1/5)	N5	W	81-78
A 6	Michigan (1/15)	N5	W	71-51
N1 - ACC/Big East Challenge, Greensboro, N.C.				
N2 - ACC Tournament, Charlotte, N.C.				
N3 - NCAA Tournament, Greensboro, N.C.				
N4 - NCAA Tournament, Philadelphia, Pa.				
N5 - NCAA Final Four - Minneapolis, Minn.				

## Honors & Awards

### Brian Davis

- ACC All-Tournament (first team)

### Grant Hill

- Second Team All-America (UPI)
- Honorable Mention All-America (AP)
- NCAA All-Final Four Team
- Second Team All-ACC
- ACC All-Tournament (second team)

### Thomas Hill

- Third Team All-ACC

### Bobby Hurley

- National Player of the Year finalist (Wooden, Eastman)
- First Team All-America (NABC, Wooden)
- Second Team All-America (Basketball Times)
- Third Team All-America (AP, UPI, Basketball Weekly)
- NCAA Final Four MVP
- NCAA East Region All-Tournament Team
- Second Team All-ACC
- ACC All-Tournament (first team)
- USBWA First Team All-District

### Christian Laettner

- National Player of the Year (unanimous)
- First Team All-America (unanimous)
- All-Final Four Team
- East Region MVP
- ACC Player of the Year
- First Team All-ACC
- ACC Tournament MVP
- ACC All-Tournament (first team)
- USBWA District Player of the Year

### Mike Krzyzewski

- National Coach of the Year (Sporting News, Naismith)
- USBWA District Coach of the Year

Record: 34-2; Home: 13-0; Away: 11-2; Neutral: 10-0

Player	G	MP	FG-FGA	Pct	FT-FTA	Pct	Reb-Avg	PF-DQ	Ast	TO	BS	St	Pts-Avg
*Laettner	35	1128	254-442	.575	189-232	.815	275-7.9	90-1	69	116	32	74	751-21.5
*T. Hill	36	1102	196-367	.534	96-125	.768	121-3.4	75-1	54	50	16	60	525-14.6
*G. Hill	33	1000	182-298	.611	99-135	.733	187-5.7	91-2	134	80	27	39	463-14.0
*Hurley	31	1043	123-284	.433	105-133	.789	62-2.0	64-1	237	109	1	35	410-13.2
*Davis	36	1111	140-291	.481	114-154	.740	163-4.5	82-4	69	53	9	42	402-11.2
Lang	34	763	77-137	.562	65-99	.657	139-4.1	87-1	23	43	10	20	219-6.4
Parks	34	435	60-105	.571	50-69	.725	81-2.4	57-0	13	30	35	5	170-5.0
Clark	34	268	33-61	.541	21-27	.778	27-0.8	26-0	22	21	4	7	99-2.9
Meek	25	143	22-38	.579	18-36	.500	30-1.2	18-1	5	6	5	3	62-2.5
Blakeney	29	175	13-23	.565	13-20	.650	24-0.8	10-0	17	17	0	7	40-1.4
Ast	14	44	5-12	.417	6-9	.667	14-1.0	6-0	2	4	1	1	16-1.1
Burt	19	38	3-11	.273	4-4	1.000	2-0.1	3-0	8	4	1	1	10-0.5
Team	—	—	—	—	—	—	105-2.9	—	—	—	—	—	—
Duke	36	7250	1108-2069	.536	780-1043	.748	1229-34.1	609-11	653	533	141	294	3167-88.0
Opps	36	7250	1033-2213	.467	379-583	.650	1129-31.4	837-na	557	639	115	232	2615-72.6
* Three-Point Field Goals (171-394, .434): Hurley (59-140, .421); Laettner (54-97, .557); T. Hill (37-91, .407); Clark (12-18, .667); Davis (8-39, .205); Blakeney (1-4, .250); G. Hill (0-1, .000); Ast (0-4, .000). <b>Dunks (146):</b> G. Hill 48; T. Hill 25; Laettner 21; Davis 18; Lang 16; Parks 12; Clark 4; Meek 2. <b>Charges Taken (48):</b> Davis 9; Laettner 8; Lang 7; G. Hill 7; T. Hill 6; Hurley 5; Clark 2; Meek 2; Parks 2.													



## 2001 NCAA Champions

The story of the 2001 championship season began in the spring and summer of 1999. After losing in the 1999 NCAA Final, Duke lost four of its superstars to the NBA which seemingly depleted the team. But after a successful 2000 campaign, which saw the Blue Devils win the ACC Championship, the team returned in the fall of 2001 ready to go all the way.

The Blue Devils started off the season hot by winning the Preseason NIT. In the process Coach K picked up his 500th win at Duke by knocking off Villanova at home. After that game the Cameron Indoor Stadium floor was officially renamed Coach K Court. Throughout November and December the team continued to roll. The three-point shot proved to be extremely valuable as on any given possession guards Jason Williams and Chris Duhon, or forwards Shane Battier, Mike Dunleavy, and Nate James, could knock down long range jumpers.

In the last game before Christmas break, Duke lined up against Stanford. After leading the whole game, however, the Blue Devils missed free throws in the final seconds Stanford came down and banked in the winning shot.

After the break, Duke rattled off nine straight wins, including victories over four ranked teams. In that stretch was one of the great games in Duke history. Playing against Maryland at College Park, the Blue Devils found themselves down 89-77 with 1:05 to go in the game. However, James and Williams outscored Maryland 13-1 to send the game to overtime. In the extra session, Battier took over, scoring Duke's last six points and blocking a game-tying shot at the buzzer.

Duke lost its first ACC game of the year against North Carolina, but rebounded and rolled over the next three ACC opponents before losing at the buzzer in Virginia.

Duke's victory over Georgia Tech on Feb. 21 featured the retirement of Battier's #31 jersey. The next game at Wake Forest was special as well as Duhon came back from an injury in the first half to knock down the game winning shot at the buzzer.

Duke's final home game of the year saw a perturbed Maryland team looking for a settling of scores after the Blue Devils' last-minute antics in College Park. Duke led 60-51 with 15:30 left in the second half, but with just under 10 minutes remaining, Boozer fractured his right foot and a stunned Duke team watched as Maryland posted a 91-80 win on senior day.

In the season finale in Chapel Hill, the Blue Devils came out firing as their new offense surprised the Tar Heels. With Duhon and sophomore Casey Sanders now starting, the Devils ran North Carolina into the ground, 95-85.

In the ACC Tournament, Duke ran over N.C. State to set up a third meeting with Maryland. At the end of another intense game, James' tap-in at the buzzer gave Duke an 84-82 win. The Blue Devils headed to the finals to face North Carolina once again. In a repeat performance, Duke took a 50-30 halftime lead and ran away with a victory and the ACC Championship.

The NCAA Tournament campaign started out well as the Blue Devils easily rolled over Monmouth and topped a Missouri team coached by former Blue Devil star Quin Snyder.

As Duke moved onto the Sweet 16 in Philadelphia to play UCLA, the whole team was back in action. A recovered Boozer came in during the first half and helped spark a 12-0 run. In the second half, Williams scored 19 straight points for the Blue Devils to propel the team to a tough 76-63 victory.

Facing USC in the regional final game, Duhon's clutch three-point shooting in the second half proved to be the key as Duke moved on to the Final Four, beating the Trojans 79-69.

The stage was set in Minneapolis for Duke to battle the Terrapins for the fourth time in a little over two months. Duke trailed by as many as 22 points in the first half before shaking off an 11-point deficit at halftime to complete the biggest comeback in NCAA Tournament semifinal history. Duke took the lead with Williams' three-pointer, 73-72, with under seven minutes to go in the game, closing out the game 95-84 to advance to the Big Dance.

Only one game remained. Inside the Metrodome on April 2, Duke took on fifth-ranked Arizona. The game was a back-and-forth affair throughout, with Duke riding the all-around play of Battier and three-point shooting of Dunleavy for an 82-72 victory.

Battier played all 40 minutes, scoring 18 points, grabbing 11 rebounds and handing out six assists. Dunleavy led Duke with 21 points, including a career-high five three-pointers, while Boozer registered a double-double with 12 points and 12 rebounds.

With its 82-72 victory, Duke became the first No.1 ranked team to win the national championship since UCLA in 1995.

Record: 35-4; Home: 13-2; Away: 8-1; Neutral: 14-1

Player	G	MP	FG-FGA	Pct	FT-FTA	Pct	Reb-Avg	PF-DQ	Ast	TO	BS	St	Pts-Avg
*Laettner	35	1128	254-442	.575	189-232	.815	275-7.9	90-1	69	116	32	74	751-21.5
*Williams	39	1240	285-603	.473	139-211	.659	128-3.3	87-0	237	154	5	78	841-21.6
*Battier	39	1363	251-533	.471	152-191	.796	285-7.3	80-3	72	60	88	82	778-19.9
*Boozer	32	820	160-265	.604	105-146	.719	208-6.5	91-2	40	38	28	28	425-13.3
*Dunleavy	39	1137	184-388	.474	68-98	.694	222-5.7	81-1	103	80	15	53	493-12.6
*James	39	1085	161-326	.494	115-144	.799	202-5.2	78-0	42	63	8	62	480-12.3
Duhon	39	1085	92-217	.424	52-80	.650	124-3.2	65-0	174	61	1	77	280-7.2
Sweet	7	79	13-27	.481	2-6	.333	18-2.6	6-0	4	4	1	6	29-4.1
Horvath	6	54	7-23	.304	1-1	1.000	14-2.3	7-0	3	5	3	2	17-2.8
Sanders	35	373	28-60	.467	31-60	.517	63-1.8	72-2	7	21	32	3	87-2.5
Christen	30	253	17-29	.586	14-32	.438	70-2.3	62-3	3	16	8	10	48-1.6
Love	21	130	9-17	.529	10-17	.588	33-1.6	21-1	2	6	6	4	28-1.3
Simpson	22	32	6-18	.333	5-8	.625	11-0.5	2-0	4	6	0	1	20-0.9
Borman	7	17	2-5	.400	1-1	1.000	2-0.3	1-0	1	2	0	0	6-0.9
Buckner	23	83	2-12	.167	1-4	.250	10-0.4	5-0	7	14	1	5	5-0.2
Caldbeck	13	35	0-7	.000	1-3	.333	7-0.5	1-0	2	0	0	0	1-0.1
Team	—	—	—	—	—	—	108-2.8	—	—	1	—	—	—
Duke	39	7825	1217-2530	.481	697-1002	.696	1505-38.6	659-12	701	531	196	411	3538-90.7
Opps	39	7825	1028-2471	.416	487-701	.695	1461-37.5	848-na	517	752	117	282	2750-70.5

\* Three-Point Field Goals (407-1057, .385): Williams (132-309, .427); Battier (124-296, .419); Dunleavy (57-153, .373); Duhon (44-122, .361); James (43-137, .314); Simpson (3-10, .300); Horvath (2-12, .167); Borman (1-3, .333); Sweet (1-5, .200); Love (0-1, .000); Buckner (0-3, .000); Caldbeck (0-6, .000). **Dunks (130):** Boozer 35; James 18; Williams 18; Battier 16; Dunleavy 13; Sanders 10; Christensen 6; Duhon 5; Love 3; Sweet 1. **Charges Taken (58):** Battier 26; Williams 9; Dunleavy 8; James 5; Boozer 3; Duhon 2; Sanders 2; Horvath 1; Love 1; Sweet 1. **Forced Five-Second Calls (7):** Duhon 4; Williams 2; Battier 1.

## 2000-01 Results

N 14	Princeton (2/-)	H	W	87-50
N 17	Villanova (2/-)	H	W	98-85
N 22	Texas (2/-)	N1	W	95-69
N 24	Temple (2/-)	N1	W	63-61
N 25	Army (2/-)	H	W	91-48
N 28	Illinois (1/9)	N2	W	78-77
D 2	Temple (1/17)	A	W	93-68
D 5	Davidson (1/-)	H	W	102-60
D 9	Michigan (1/-)	H	W	104-61
D 19	Portland (1/-)	N3	W	97-64
D 21	Stanford (1/3)	N4	L	83-84
D 30	N.C. A&T (3/-)	H	W	108-73
J 4	Florida State (3/-)	A	W	99-72
J 7	Clemson (3/-)	H	W	115-74
J 10	N.C. State (2/-)	A	W	84-78
J 13	Virginia (2/10)	H	W	103-61
J 16	Boston College (2/25)	H	W	97-75
J 20	Georgia Tech (2/-)	A	W	98-77
J 24	Wake Forest (2/9)	H	W	85-62
J 27	Maryland (2/8)	A	W	98-96
F 1	North Carolina (2/4)	H	L	83-85
F 4	Florida State (2/-)	H	W	100-58
F 7	Clemson (3/-)	A	W	81-64
F 11	N.C. State (3/-)	H	W	101-75
F 14	Virginia (3/12)	A	L	89-91
F 18	St. John's (3/-)	A	W	91-59
F 21	Georgia Tech (4/-)	H	W	98-54
F 24	Wake Forest (4/24)	A	W	82-80
F 27	Maryland (2/16)	H	L	80-91
M 4	North Carolina (2/4)	A	W	95-81
M 9	N.C. State (3/-)	N5	W	76-61
M 10	Maryland (3/11)	N5	W	84-82
M 11	North Carolina (3/6)	N5	W	79-53
M 15	Monmouth (1/-)	N6	W	95-52
M 17	Missouri (1/-)	N6	W	94-81
M 22	UCLA (1/15)	N7	W	76-63
M 24	USC (1/-)	N7	W	79-69
M 31	Maryland (1/11)	N8	W	95-84
A 2	Arizona (1/5)	N8	W	82-72

N1 - Tivo Preseason NIT, New York, N.Y.

N2 - ACC/Big 10 Challenge, Greensboro, N.C.

N3 - Rose Garden, Portland, Ore.

N4 - The Coliseum in Oakland, Oakland, Calif.

N5 - ACC Tournament, Atlanta, Ga.

N6 - NCAA Tournament, Greensboro, N.C.

N7 - NCAA Tournament, Philadelphia, Pa.

N8 - NCAA Final Four, Minneapolis, Minn.

## Honors &amp; Awards

## Shane Battier

- Wooden Award winner
- Naismith Award winner
- National Player of the Year (consensus)
- National Defensive Player of the Year
- Verizon Academic All-America of the Year
- First Team All-America (unanimous)
- NCAA Final Four MOP
- NCAA East Region All-Tournament Team
- ACC Co-Player of the Year
- First Team All-ACC
- ACC Tournament MVP
- ACC All-Tournament Team

## Chris Duhon

- ACC Rookie of the Year

## Mike Dunleavy

- NCAA All-Final Four Team
- ACC All-Tournament Team (first)

## Nate James

- Third Team All-ACC
- ACC All-Tournament Team (second)
- ACC All-Defensive Team

## Jason Williams

- National Player of the Year (NABC)
- First Team All-America (consensus)
- NCAA All-Final Four Team
- NCAA East Region MOP
- NCAA East Region All-Tournament Team
- First Team All-ACC
- ACC All-Tournament Team (first)

## Mike Krzyzewski

- 2001 Naismith Memorial Hall of Fame inductee
- Victor Award winner - National Coach of the Year



# 2010 NCAA Champions

The story of the 2010 championship team is one of teamwork, hard work and consistent growth. Despite returning four starters from an ACC Championship team that won 30 games a year before, the Blue Devils were often overlooked and ignored as a title contender in 2010.

A group of seniors (Jon Scheyer, Lance Thomas & Brian Zoubek) that endured a 22-11 record as freshmen, along with junior standouts Kyle Singler and Nolan Smith set out to do something special with a group that most considered good but not great.

The Blue Devils started strong with six straight wins, including a 68-59 victory over 13th-ranked Connecticut in the championship game of the NIT Season Tip-Off. Duke outrebounded the Huskies, 56-43, in the contest with Thomas and Zoubek each grabbing 11 boards.

Duke suffered its first setback of the year, despite 28 points from Singler, on Dec. 2 at Wisconsin. The 73-69 loss was Duke's first in the ACC/Big Ten Challenge.

The team won the next seven games, with six of the victories coming by 20+ points. Duke climbed to No. 5 in the AP poll and Scheyer established himself as an All-America candidate along with way. The senior guard netted a career-high 36 points on 7-of-9 shooting from three-point distance against Gardner-Webb and totaled 31 points in a win over Iowa State in Chicago.

Duke dropped an ACC road contest to 20th-ranked Georgia Tech despite 25 points and six assists from Scheyer before returning home to post wins over Boston College and Wake Forest.

The skeptics reemerged following another road loss for the Blue Devils, this time at the hands of N.C. State. The Wolfpack shot 58.2 percent from the field in an 88-74 victory.

Duke's road woes changed in a primetime contest at Clemson with ESPN College GameDay on site. The Blue Devils avenged a 74-47 loss in 2009 at Littlejohn with a 60-47 win over the 17th-ranked Tigers. Smith paced the team with 22 points on 8-of-13 shooting.

Duke hit a stumbling block again in Washington, D.C., against Georgetown with President Barack Obama and Vice President Joe Biden on hand. The Hoyas dismantled the Blue Devil defense, shooting an opponent-record 71.7 percent from the field.

Duke returned home to top 21st-ranked Georgia Tech and added road wins over Boston College and North Carolina. On Feb. 13, in his 1,000th career game at Duke, Mike Krzyzewski moved Zoubek into the starting lineup, and the senior center responded with 16 points and a ca-

reer-best 17 rebounds against the Terrapins. He followed up with a 16-rebound effort two games later and suddenly the Blue Devils had an interior toughness to go with the NCAA's highest-scoring trio in Scheyer, Singler and Smith.

Duke entered March ranked fourth in the polls with a 25-4 record. On senior night at Maryland, it took a few unfortunate bounces and a clutch performance by Greivis Vasquez to snap the Blue Devils' four-game road win streak and an eight-game win streak overall.

The Blue Devils put everything together in their next game, an 82-50 dismantling of North Carolina. Scheyer, Singler and Smith combined for 65 points and Duke jumped out to a 53-26 halftime lead. The Tar Heels had 15 turnovers and made just 16 field goals in the contest.

In the ACC Tournament, Duke posted wins over Virginia and Miami to reach the championship game. Tournament MOP Singler went 14-of-16 from the foul line, and Scheyer hit a clutch three-point field goal in the final 30 seconds to secure a 65-61 victory over Georgia Tech and Duke's ninth ACC title in the last 12 years.

The Blue Devils grabbed a No. 1 seed in the NCAA Tournament for the 11th time in school history and advanced through Jacksonville by handily defeating Arkansas-Pine Bluff and California.

Duke then posted a hard-fought, 70-57, win over Purdue as Singler netted 24 points and the Blue Devils posted a +21 rebound margin for the game. Left standing in the way of the program's first Final Four appearance since 2004 was Baylor. Duke trailed at the half but used timely three-point shooting and 23 offensive rebounds to claim a 78-71 victory. Smith scored a career-high 29 points and Thomas came up with several hustle plays down the stretch to secure the win.

Duke returned to Indianapolis, the site of its first NCAA title, to face West Virginia in the Final Four. The big three combined for 63 points as the Blue Devils shot 52.7 percent from the field in a 78-57 dismantling of the Mountaineers.

The title game pitted Duke against hometown Butler and its 25-game win streak. The seesaw battle came down to the final seconds with the outcoming hanging in the balance until a halfcourt shot caromed off the rim at the buzzer giving the Blue Devils a 61-59 victory and the program's fourth NCAA title. Singler, the Final Four MVP, led the way with 19 points, while Zoubek added 10 rebounds including one in the final five seconds.

With the win in the title game, Krzyzewski's team completed its climb from good to very good to great.

Record: 35-5; Home: 17-0; Away: 5-5; Neutral: 13-0

Player	G	MP	FG-FGA	Pct	FT-FTA	Pct	Reb-Avg	PF-DQ	Ast	TO	BS	St	Pts-Avg
*Scheyer	40	1470	212-531	.399	194-221	.878	144-3.6	54-0	194	65	10	65	728-18.2
*Singler	40	1436	228-550	.415	166-208	.798	280-7.0	86-1	96	79	32	41	707-17.7
*Smith	38	1349	239-542	.441	122-159	.767	106-2.8	66-0	114	69	9	45	660-17.4
Zoubek	40	746	90-141	.638	43-78	.551	309-7.7	138-8	39	48	31	27	223-5.6
*Mi. Plumlee	40	654	83-148	.561	39-59	.661	197-4.9	103-3	12	43	26	20	206-5.2
*Thomas	40	1013	68-155	.439	55-74	.743	194-4.9	121-4	36	61	8	24	191-4.8
Dawkins	38	477	54-136	.397	25-34	.735	43-1.1	36-1	13	15	2	11	169-4.4
Ma. Plumlee	34	480	49-106	.462	25-46	.543	105-3.1	73-3	30	32	30	18	125-3.7
Czyz	6	61	7-12	.583	0-0	.000	12-2.0	4-0	5	3	0	2	15-2.5
Kelly	35	227	16-45	.356	4-6	.667	38-1.1	34-0	13	8	14	8	41-1.2
Davidson	21	55	1-5	.200	6-10	.600	5-0.2	6-0	3	3	0	1	9-0.4
Johnson	14	24	1-3	.333	3-4	.750	3-0.2	0-0	0	0	0	2	5-0.4
Peters	7	8	0-0	.000	0-0	.000	1-0.1	0-0	0	1	0	0	0-0.0
Zafirovski	0	0	0-0	.000	0-0	.000	0-0.0	0-0	0	0	0	0	0-0.0
Team	—	—	—	—	—	—	123-3.2	—	—	12	—	—	—
Duke	40	8000	1048-2374	.441	682-899	.759	1560-39.0	721-18	555	439	162	264	3079-77.0
Opps	40	8000	883-2202	.401	515-749	.688	1310-32.8	781-17	432	566	155	210	2439-61.0

• **Three-Point Field Goals (301-782, 385):** Scheyer (110-287, 383), Singler (85-213, 399), Smith (60-153, 392), Dawkins (36-95, 379), Kelly (5-19, 263), Ma. Plumlee (2-8, 250), Mi. Plumlee (1-1, 1,000), Davidson (1-2, 500), Czyz (1-4, 250). **Dunks (86):** Mi. Plumlee 33, Ma. Plumlee 24, Smith 9, Thomas 7, Singler 4, Czyz 3, Kelly 2, Zoubek 2, Dawkins 2. **Charges Taken (54):** Thomas 16, Zoubek 16, Singler 7, Scheyer 6, Kelly 4, Smith 4, Mi. Plumlee 1. **Forced Five-Second Calls (3):** Smith 2, TEAM 1.

## 2009-10 Results

N 13	UNC Greensboro (9/-)	H	W	96-62
N 16	Coastal Carolina (9/-)	*H	W	74-61
N 17	Charlotte (9/-)	*H	W	101-59
N 21	Radford (9/-)	H	W	104-67
N 25	Arizona State (7/-)	N1	W	64-53
N 27	Connecticut (7/13)	N1	W	68-59
D 2	Wisconsin (6/-)	A	L	69-73
D 5	St. John's (6/-)	H	W	80-71
D 15	Gardner-Webb (7/-)	H	W	113-68
D 19	Gonzaga (7/15)	N2	W	76-41
D 29	Long Beach State (7/-)	H	W	84-63
D 31	Pennsylvania (7/-)	H	W	114-55
J 3	Clemson (7/21)	H	W	74-53
J 6	Iowa State (5/-)	N3	W	86-65
J 9	Georgia Tech (5/20)	A	L	67-71
J 13	Boston College (8/-)	H	W	79-59
J 17	Wake Forest (8/-)	H	W	90-70
J 20	N.C. State (7/-)	A	L	74-88
J 23	Clemson (7/17)	A	W	60-47
J 27	Florida State (8/-)	H	W	70-56
J 30	Georgetown (8/7)	A	L	77-89
F 4	Georgia Tech (10/21)	H	W	86-67
F 6	Boston College (10/-)	A	W	66-63
F 10	North Carolina (8/-)	A	W	64-54
F 13	Maryland (8/-)	H	W	77-56
F 17	Miami (6/-)	A	W	81-74
F 21	Virginia Tech (6/-)	H	W	67-55
F 25	Tulsa (5/-)	H	W	70-52
F 28	Virginia (5/-)	A	W	67-49
M 3	Maryland (4/22)	A	L	72-79
M 6	North Carolina (4/-)	H	W	82-50
M 12	Virginia (4/-)	N4	W	57-46
M 13	Miami (4/-)	N4	W	77-74
M 14	Georgia Tech (4/-)	N4	W	65-61
M 19	Arkansas-Pine Bluff (3/-)	N5	W	73-44
M 21	California (3/-)	N5	W	68-53
M 26	Purdue (3/10)	N6	W	70-57
M 28	Baylor (3/19)	N6	W	78-71
A 3	West Virginia (3/6)	N7	W	78-57
A 5	Butler (3/11)	N7	W	61-59

\*H - NIT Season Tip-Off, Durham, N.C.

N1 - NIT Season Tip-Off, New York, N.Y.

N2 - Madison Square Garden, New York, N.Y.

N3 - United Center, Chicago, Ill.

N4 - ACC Tournament, Greensboro, N.C.

N5 - NCAA Tournament, Jacksonville, Fla.

N6 - NCAA Tournament, Houston, Texas

N7 - NCAA Final Four, Indianapolis, Ind.

## Honors & Awards

### Ryan Kelly

- ACC All-Academic Team

### Jon Scheyer

- NCAA All-Final Four Team
- NCAA South Region All-Tournament Team
- Consensus Second Team All-America
- ACC All-Tournament Team
- First Team All-ACC (unanimous)
- NIT Season Tip-Off Most Outstanding Player
- ACC Player of the Week (Nov. 30, Dec. 21, Feb. 15)

### Kyle Singler

- NCAA Final Four MOP
- ACC Tournament MVP
- First Team All-ACC

### Nolan Smith

- NCAA All-Final Four Team
- NCAA Tournament South Region MOP
- ACC All-Tournament Team
- Second Team All-ACC
- NIT Season Tip-Off all-tournament Team
- ACC Player of the Week (Nov. 23)

### Lance Thomas

- ACC All-Defensive Team (media)
- ACC All-Defensive Team (coaches)

### Brian Zoubek

- ACC All-Academic Team

ACC Tournament Results

Round	Date	Site	Opponent	W/L	Score	DU High
<b>1954 • Seed: #1</b>						
Quarterfinals	3/4	Raleigh, N.C.	Virginia <sup>8</sup>	W	96-68	13 - Mayer
Semifinals	3/5	Raleigh, N.C.	N.C. State <sup>4</sup>	L	75-79	21 - Janicki
<b>1955 • Seed: #2</b>						
Quarterfinals	3/3	Raleigh, N.C.	South Carolina <sup>7</sup>	W	83-67	18 - Lakata
Semifinals	3/4	Raleigh, N.C.	Virginia <sup>6</sup>	W	90-77 (ot)	34 - Mayer
Championship	3/5	Raleigh, N.C.	N.C. State <sup>1</sup>	L	77-87	19 - Belmont
<b>1956 • Seed: #4</b>						
Quarterfinals	3/1	Raleigh, N.C.	Maryland <sup>5</sup>	W	94-69	27 - Mayer
Semifinals	3/2	Raleigh, N.C.	N.C. State <sup>1</sup>	L	79-91	22 - Mayer
<b>1957 • Seed: #3</b>						
Quarterfinals	3/7	Raleigh, N.C.	South Carolina <sup>6</sup>	L	81-84	20 - Newcome
<b>1958 • Seed: #1</b>						
Quarterfinals	3/6	Raleigh, N.C.	Wake Forest <sup>8</sup>	W	51-44	12 - Harris
Semifinals	3/7	Raleigh, N.C.	Maryland <sup>4</sup>	L	65-71 (ot)	21 - Allen
<b>1959 • Seed: #3</b>						
Quarterfinals	3/5	Raleigh, N.C.	Wake Forest <sup>6</sup>	W	78-71	28 - Hurt
Semifinals	3/6	Raleigh, N.C.	North Carolina <sup>2</sup>	L	71-74	21 - Youngkin
<b>1960 • Seed: #4 • ACC Champion</b>						
Quarterfinals	3/3	Raleigh, N.C.	South Carolina <sup>5</sup>	W	82-69	26 - Kistler
Semifinals	3/4	Raleigh, N.C.	North Carolina <sup>1</sup>	W	71-69	30 - Youngkin
Championship	3/5	Raleigh, N.C.	Wake Forest <sup>2</sup>	W	63-59	22 - Kistler
<b>1961 • Seed: #2</b>						
Quarterfinals	3/2	Raleigh, N.C.	Virginia <sup>7</sup>	W	89-54	22 - Heyman
Semifinals	3/3	Raleigh, N.C.	South Carolina <sup>6</sup>	W	92-75	32 - Heyman
Championship	3/4	Raleigh, N.C.	Wake Forest <sup>1</sup>	L	81-96	26 - Heyman
<b>1962 • Seed: #2</b>						
Quarterfinals	3/1	Raleigh, N.C.	Maryland <sup>7</sup>	W	71-58	22 - Heyman
Semifinals	3/2	Raleigh, N.C.	Clemson <sup>4</sup>	L	72-77	27 - Heyman
<b>1963 • Seed: #1 • ACC Champion</b>						
Quarterfinals	2/28	Raleigh, N.C.	Virginia <sup>8</sup>	W	89-70	29 - Mullins
Semifinals	3/1	Raleigh, N.C.	N.C. State <sup>5</sup>	W	82-65	25 - Mullins
Championship	3/2	Raleigh, N.C.	Wake Forest <sup>2</sup>	W	68-57	24 - Heyman
<b>1964 • Seed: #1 • ACC Champion</b>						
Quarterfinals	3/5	Raleigh, N.C.	N.C. State <sup>8</sup>	W	75-44	21 - Buckley
Semifinals	3/6	Raleigh, N.C.	North Carolina <sup>5</sup>	W	65-49	20 - Buckley
Championship	3/7	Raleigh, N.C.	Wake Forest <sup>2</sup>	W	80-59	24 - Mullins
<b>1965 • Seed: #1</b>						
Quarterfinals	3/4	Raleigh, N.C.	South Carolina <sup>8</sup>	W	62-60	25 - Verga
Semifinals	3/5	Raleigh, N.C.	Wake Forest <sup>5</sup>	W	101-81	25 - Vacendak
Championship	3/6	Raleigh, N.C.	N.C. State <sup>2</sup>	L	85-91	25 - Verga
<b>1966 • Seed: #1 • ACC Champion</b>						
Quarterfinals	3/3	Raleigh, N.C.	Wake Forest <sup>8</sup>	W	103-73	29 - Verga
Semifinals	3/4	Raleigh, N.C.	North Carolina <sup>4</sup>	W	21-20	6 - Vacendak
Championship	3/5	Raleigh, N.C.	N.C. State <sup>2</sup>	W	71-66	18 - Vacendak
<b>1967 • Seed: #2</b>						
Quarterfinals	3/9	Greensboro, N.C.	Virginia <sup>7</sup>	W	99-78	35 - Verga
Semifinals	3/10	Greensboro, N.C.	South Carolina <sup>3</sup>	W	69-66	21 - Verga
Championship	3/11	Greensboro, N.C.	North Carolina <sup>1</sup>	L	73-83	20 - Verga
<b>1968 • Seed: #2</b>						
Quarterfinals	3/7	Charlotte, N.C.	Clemson <sup>7</sup>	W	43-40	13 - Lewis
Semifinals	3/8	Charlotte, N.C.	N.C. State <sup>3</sup>	L	10-12	4 - Lewis
<b>1969 • Seed: #3</b>						
Quarterfinals	3/6	Charlotte, N.C.	Virginia <sup>6</sup>	W	99-86	24 - two players
Semifinals	3/7	Charlotte, N.C.	South Carolina <sup>2</sup>	W	68-59	18 - Golden
Championship	3/8	Charlotte, N.C.	North Carolina <sup>1</sup>	L	74-85	19 - Denton
<b>1970 • Seed: #4</b>						
Quarterfinals	3/5	Charlotte, N.C.	Wake Forest <sup>5</sup>	L	73-81	29 - Saunders
<b>1971 • Seed: #3</b>						
Quarterfinals	3/11	Greensboro, N.C.	N.C. State <sup>6</sup>	L	61-68	16 - Denton
<b>1972 • Seed: #4</b>						
Quarterfinals	3/9	Greensboro, N.C.	N.C. State <sup>5</sup>	W	73-60	16 - two players
Semifinals	3/10	Greensboro, N.C.	North Carolina <sup>1</sup>	L	48-63	13 - Melchionni

Round	Date	Site	Opponent	W/L	Score	DU High
<b>1973 • Seed: #4</b>						
Quarterfinals	3/8	Greensboro, N.C.	Virginia <sup>5</sup>	L	55-59	14 - Melchionni
<b>1974 • Seed: #7</b>						
Quarterfinals	3/7	Greensboro, N.C.	Maryland <sup>2</sup>	L	66-85	17 - Armstrong
<b>1975 • Seed: #6</b>						
Quarterfinals	3/6	Greensboro, N.C.	Clemson <sup>3</sup>	L	76-78	16 - Hodge
<b>1976 • Seed: #7</b>						
Quarterfinals	3/4	Landover, Md.	Maryland <sup>2</sup> (OT)	L	78-80	33 - Armstrong
<b>1977 • Seed: #6</b>						
Quarterfinals	3/3	Greensboro, N.C.	Clemson <sup>3</sup>	L	74-82	23 - Spanarkel
<b>1978 • Seed: #2 • ACC Champion</b>						
Quarterfinals	3/1	Greensboro, N.C.	Clemson <sup>7</sup>	W	83-72	22 - Dennard
Semifinals	3/2	Greensboro, N.C.	Maryland <sup>6</sup>	W	81-69	21 - Spanarkel
Championship	3/4	Greensboro, N.C.	Wake Forest <sup>5</sup>	W	85-77	25 - Gminski
<b>1979 • Seed: #2</b>						
Quarterfinals	3/1	Greensboro, N.C.	Wake Forest <sup>7</sup>	W	58-56	20 - Spanarkel
Semifinals	3/2	Greensboro, N.C.	N.C. State <sup>6</sup>	W	62-59	18 - Spanarkel
Championship	3/3	Greensboro, N.C.	North Carolina <sup>1</sup>	L	63-71	19 - Gminski
<b>1980 • Seed: #6 • ACC Champion</b>						
Quarterfinals	2/28	Greensboro, N.C.	N.C. State <sup>3</sup>	W	68-62	24 - Banks
Semifinals	2/29	Greensboro, N.C.	North Carolina <sup>2</sup>	W	75-61	24 - Gminski
Championship	3/1	Greensboro, N.C.	Maryland <sup>1</sup>	W	73-72	21 - Banks
<b>1981 • Seed: #5</b>						
Quarterfinals	3/5	Landover, Md.	Maryland <sup>4</sup>	L	53-56	17 - Banks
<b>1982 • Seed: #6</b>						
Quarterfinals	3/5	Greensboro, N.C.	Wake Forest <sup>3</sup>	L	53-88	17 - Taylor
<b>1983 • Seed: #7</b>						
Quarterfinals	3/11	Atlanta, Ga.	Virginia <sup>2</sup>	L	66-109	17 - Dawkins
<b>1984 • Seed: #4</b>						
Quarterfinals	3/9	Greensboro, N.C.	Georgia Tech <sup>5</sup>	W	67-63	20 - Alarie
Semifinals	3/10	Greensboro, N.C.	North Carolina <sup>1</sup>	W	77-75	21 - Alarie
Championship	3/11	Greensboro, N.C.	Maryland <sup>2</sup>	L	62-74	22 - Dawkins
<b>1985 • Seed: #4</b>						
Quarterfinals	3/8	Atlanta, Ga.	Maryland <sup>6</sup>	W	86-73	27 - Dawkins
Semifinals	3/9	Atlanta, Ga.	Georgia Tech <sup>1</sup>	L	64-75	21 - Bilas
<b>1986 • Seed: #1 • ACC Champion</b>						
Quarterfinals	3/7	Greensboro, N.C.	Wake Forest <sup>8</sup>	W	68-60	22 - Alarie
Semifinals	3/8	Greensboro, N.C.	Virginia <sup>5</sup>	W	75-70	24 - Dawkins
Championship	3/9	Greensboro, N.C.	Georgia Tech <sup>2</sup>	W	68-67	20 - Dawkins
<b>1987 • Seed: #3</b>						
Quarterfinals	3/6	Landover, Md.	N.C. State <sup>6</sup> (OT)	L	64-71	20 - Ferry
<b>1988 • Seed: #3 • ACC Champion</b>						
Quarterfinals	3/11	Greensboro, N.C.	Virginia <sup>6</sup>	W	60-48	20 - Ferry
Semifinals	3/12	Greensboro, N.C.	N.C. State <sup>2</sup>	W	73-71	16 - Brickey
Championship	3/13	Greensboro, N.C.	North Carolina <sup>1</sup>	W	65-61	19 - Ferry
<b>1989 • Seed: #2</b>						
Quarterfinals	3/10	Atlanta, Ga.	Wake Forest <sup>7</sup>	W	88-64	24 - Ferry
Semifinals	3/11	Atlanta, Ga.	Virginia <sup>3</sup>	W	69-58	23 - Ferry
Championship	3/12	Atlanta, Ga.	North Carolina <sup>4</sup>	L	74-77	16 - Henderson
<b>1990 • Seed: #2</b>						
Quarterfinals	3/9	Charlotte, N.C.	Maryland <sup>7</sup>	W	104-84	24 - Henderson
Semifinals	3/10	Charlotte, N.C.	Georgia Tech <sup>3</sup>	L	72-83	29 - Laettner
<b>1991 • Seed: #1</b>						
Semifinals	3/9	Charlotte, N.C.	N.C. State <sup>4</sup>	W	93-72	18 - two players
Championship	3/10	Charlotte, N.C.	North Carolina <sup>2</sup>	L	74-96	22 - Laettner
<b>1992 • Seed: #1 • ACC Champion</b>						
Quarterfinals	3/13	Charlotte, N.C.	Maryland <sup>8</sup>	W	94-87	33 - Laettner
Semifinals	3/14	Charlotte, N.C.	Georgia Tech <sup>4</sup>	W	89-76	17 - two players
Championship	3/15	Charlotte, N.C.	North Carolina <sup>3</sup>	W	94-74	25 - Laettner
<b>1993 • Seed: #3</b>						
Quarterfinals	3/12	Charlotte, N.C.	Georgia Tech <sup>6</sup>	L	66-69	17 - Hurley

MEDIA GUIDE

Round	Date	Site	Opponent	W/L	Score	DU High
<b>1994 • Seed: #1</b>						
Quarterfinals	3/11	Charlotte, N.C.	Clemson <sup>9</sup>	W	77-64	23 - Hill
Semifinals	3/12	Charlotte, N.C.	Virginia <sup>4</sup>	L	61-66	19 - Hill
<b>1995 • Seed: #9</b>						
First Round	3/9	Greensboro, N.C.	N.C. State <sup>8</sup>	W	83-70	19 - Parks
Quarterfinals	3/10	Greensboro, N.C.	Wake Forest <sup>1</sup>	L	70-87	18 - Meek
<b>1996 • Seed: #4</b>						
Quarterfinals	3/8	Greensboro, N.C.	Maryland <sup>6</sup>	L	69-82	21 - Price
<b>1997 • Seed: #1</b>						
Quarterfinals	3/7	Greensboro, N.C.	N.C. State <sup>8</sup>	L	60-66	17 - Capel
<b>1998 • Seed: #1</b>						
First Round	3/5	Greensboro, N.C.	Virginia <sup>9</sup>	W	63-41	14 - McLeod
Semifinals	3/7	Greensboro, N.C.	Clemson <sup>5</sup>	W	66-64	17 - McLeod
Championship	3/8	Greensboro, N.C.	North Carolina <sup>2</sup>	L	68-83	24 - McLeod
<b>1999 • Seed: #1 • ACC Champion</b>						
First Round	3/4	Charlotte, N.C.	Virginia <sup>9</sup>	W	104-67	18 - Avery
Semifinals	3/6	Charlotte, N.C.	N.C. State <sup>5</sup>	W	83-68	24 - Maggette
Championship	3/7	Charlotte, N.C.	North Carolina <sup>3</sup>	W	96-73	29 - Avery
<b>2000 • Seed: #1 • ACC Champion</b>						
First Round	3/9	Charlotte, N.C.	Clemson <sup>9</sup>	W	94-63	19 - Battier
Semifinals	3/11	Charlotte, N.C.	Wake Forest <sup>5</sup>	W	82-73	18 - Battier
Championship	3/12	Charlotte, N.C.	Maryland <sup>2</sup>	W	81-68	23 - Williams
<b>2001 • Seed: #2 • ACC Champion</b>						
Quarterfinals	3/9	Atlanta, Ga.	N.C. State <sup>7</sup>	W	76-61	19 - Williams
Semifinals	3/10	Atlanta, Ga.	Maryland <sup>3</sup>	W	84-82	20 - Battier
Championship	3/11	Atlanta, Ga.	North Carolina <sup>1</sup>	W	79-53	24 - Dunleavy
<b>2002 • Seed: #2 • ACC Champion</b>						
Quarterfinals	3/8	Charlotte, N.C.	North Carolina <sup>7</sup>	W	60-48	20 - Williams
Semifinals	3/9	Charlotte, N.C.	Wake Forest <sup>3</sup>	W	79-64	18 - Dunleavy
Championship	3/10	Charlotte, N.C.	N.C. State <sup>4</sup>	W	91-61	26 - Boozer
<b>2003 • Seed: #3 • ACC Champion</b>						
Quarterfinals	3/14	Greensboro, N.C.	Virginia <sup>6</sup>	W	83-76	32 - Ewing
Semifinals	3/15	Greensboro, N.C.	North Carolina <sup>7</sup>	W	75-63	19 - Ewing
Championship	3/16	Greensboro, N.C.	N.C. State <sup>4</sup>	W	84-77	30 - Redick
<b>2004 • Seed: #1</b>						
Quarterfinals	3/12	Greensboro, N.C.	Virginia <sup>8</sup>	W	84-74	27 - Williams
Semifinals	3/13	Greensboro, N.C.	Georgia Tech <sup>4</sup>	W	85-71	20 - Williams
Championship	3/14	Greensboro, N.C.	Maryland <sup>6</sup> (OT)	L	87-95	21 - Duhon
<b>2005 • Seed: #3 • ACC Champion</b>						
Quarterfinals	3/11	Washington, D.C.	Virginia <sup>11</sup>	W	76-64	16 - two players
Semifinals	3/12	Washington, D.C.	N.C. State <sup>7</sup>	W	76-69	35 - Redick
Championship	3/13	Washington, D.C.	Georgia Tech <sup>5</sup>	W	69-64	26 - Redick
<b>2006 • Seed: #1 • ACC Champion</b>						
Quarterfinals	3/10	Greensboro, N.C.	Miami <sup>8</sup>	W	80-76	25 - Redick
Semifinals	3/11	Greensboro, N.C.	Wake Forest <sup>12</sup>	W	78-66	20 - Redick
Championship	3/12	Greensboro, N.C.	Boston College <sup>3</sup>	W	78-76	26 - Redick
<b>2007 • Seed: #7</b>						
First Round	3/8	Tampa, Fla.	N.C. State <sup>10</sup>	L	80-85 (ot)	18 - Paulus
<b>2008 • Seed: #2</b>						
Quarterfinals	3/14	Charlotte, N.C.	Georgia Tech <sup>7</sup>	W	82-70	18 - Scheyer
Semifinals	3/15	Charlotte, N.C.	Clemson <sup>3</sup>	L	74-78	17 - Paulus
<b>2009 • Seed: #3 • ACC Champion</b>						
Quarterfinals	3/13	Atlanta, Ga.	Boston College <sup>6</sup>	W	66-65	26 - Singler
Semifinals	3/14	Atlanta, Ga.	Maryland <sup>7</sup>	W	67-61	22 - Scheyer
Finals	3/15	Atlanta, Ga.	Florida State <sup>4</sup>	W	79-69	29 - Scheyer
<b>2010 • Seed: #1 • ACC Champion</b>						
Quarterfinals	3/12	Greensboro, N.C.	Virginia <sup>9</sup>	W	57-46	18 - Singler
Semifinals	3/13	Greensboro, N.C.	Miami <sup>12</sup>	W	77-74	27 - Singler
Finals	3/14	Greensboro, N.C.	Georgia Tech <sup>7</sup>	W	65-61	20 - Singler
<b>2011 • Seed: #2 • ACC Champion</b>						
Quarterfinals	3/11	Greensboro, N.C.	Maryland <sup>7</sup>	W	87-71	29 - Singler
Semifinals	3/12	Greensboro, N.C.	Virginia Tech <sup>6</sup>	W	77-63	27 - Smith
Finals	3/13	Greensboro, N.C.	North Carolina <sup>1</sup>	W	75-58	20 - Smith
<b>2012 • Seed: #2</b>						
Quarterfinals	3/9	Atlanta, Ga.	Virginia Tech <sup>10</sup>	W	60-56	17 - Rivers
Semifinals	3/10	Atlanta, Ga.	Florida State <sup>3</sup>	L	59-62	17 - Rivers

2012-13 DUKE MEN'S BASKETBALL

Duke in the ACC Tournament						
Appearances	59					
Championships	19					
Title Game Appearances	30					
Title Game Record	19-11					
Overall Record	91-40					
Record under Coach K	53-18					
Times as Number One Seed	17					
Record by Round						
First Round	4-1					
Quarterfinals	38-17					
Semifinals	30-11					
Championship Game	19-11					
Record by Site						
Atlanta, Ga.	10-4					
Charlotte, N.C.	19-8					
Greensboro, N.C.	36-15					
Landover, Md.	0-3					
Raleigh, N.C.	23-9					
Tampa, Fla.	0-1					
Washington, D.C.	3-0					
Record vs. Opponents						
Boston College	2-0					
Clemson	5-4					
Florida State	1-1					
Georgia Tech	7-3					
Maryland	11-7					
Miami	2-0					
North Carolina	12-8					
N.C. State	14-9					
South Carolina	6-1					
Virginia	15-3					
Virginia Tech	2-0					
Wake Forest	14-4					
ACC Tournament Composite Records						
Team	Won	Lost	Pct	Semifinals	Finals	Titles
► Duke	91	40	.695	42	30	19
North Carolina	88	41	.682	45	31	17
N.C. State	65	49	.570	33	17	10
Miami	7	8	.467	1	0	0
Boston College	6	7	.462	2	1	0
Georgia Tech	24	30	.444	11	7	3
Maryland	45	55	.450	28	9	3
Wake Forest	42	55	.433	27	10	4
Virginia Tech	6	8	.429	3	0	0
Florida State	12	20	.375	3	2	1
Virginia	31	58	.348	20	6	1
Clemson	17	59	.224	13	2	0

Duke ACC Tournament Seed Grid													
Opp.	1	2	3	4	5	6	7	8	9	10	11	12	Total
1	--	5-3	3-0	4-3	7-0	0-1	1-0	11-1	4-0	--	0-0	2-0	37-8
2	1-4	--	4-4	1-1	1-0	6-1	13-0	--	--	1-0	--	--	27-10
3	1-1	2-1	--	2-0	1-0	5-4	3-0	--	--	--	1-0	--	15-6
4	2-3	1-1	--	--	5-3	--	--	--	--	--	--	--	8-7
5	--	--	--	0-1	--	--	--	--	--	--	--	--	0-1
6	1-0	1-0	1-3	--	--	--	--	--	--	--	--	--	3-3
7	--	0-3	--	--	--	--	--	--	--	0-1	--	--	0-4
8	--	--	--	--	--	--	--	--	--	--	--	--	0-0
9	0-1	--	--	--	--	--	--	1-0	--	--	--	--	1-1
10	--	--	--	--	--	--	--	--	--	--	--	--	0-0
11	--	--	--	--	--	--	--	--	--	--	--	--	0-0
12	--	--	--	--	--	--	--	--	--	--	--	--	0-0
Totals	5-9	9-8	8-7	7-5	14-3	11-6	17-0	12-1	4-0	1-1	1-0	2-0	91-40

ACC Tournament Record - Game

Team		
------	--	--

Most Points Scored

Duke	vs. Maryland, 3/9/1990 (QF)	104
	vs. Virginia, 3/4/1999 (QF)	104
Opp	by Virginia, 3/11/1983 (QF)	109

Fewest Points Scored

Duke	vs. N.C. State, 3/8/1968 (SF)	10
Opp	by N.C. State, 3/8/1968 (SF)	12

Largest Victory Margin

Duke	vs. Virginia, 3/4/1999 (QF)	[104-67] 37
Opp	by Virginia, 3/11/1983 (QF)	[66-109] 43

Most Field Goals Made

Duke	vs. Wake Forest, 3/3/1966 (QF)	44
Opp	by Virginia, 3/11/1983 (QF)	40

Most Field Goal Attempts

Duke	vs. N.C. State, 3/5/1955 (F)	102
Opp	by Virginia, 3/4/1954 (QF)	91

Highest Field Goal Pct.

Duke	vs. North Carolina, 2/29/1980 (SF)	.717
Opp	by Virginia, 3/11/1983 (SF)	.684

Fewest Field Goals Made

Duke	vs. N.C. State, 3/8/1968 (SF)	2
Opp	by N.C. State, 3/8/1968 (SF)	4

Fewest Field Goal Attempts

Duke	vs. N.C. State, 3/8/1968 (SF)	11
Opp	by N.C. State, 3/8/1968 (SF)	13

Most 3-Point Field Goals Made

Duke	vs. Clemson, 3/9/2000 (QF)	17
Opp	by Wake Forest, 3/10/1995 (SF)	16

Most 3-Point Attempts

Duke	vs. Maryland, 3/10/2001 (SF)	33
Opp	by N.C. State, 3/9/1995 (QF)	28

Highest 3-Point Pct.

Duke	vs. Wake Forest, 3/10/1989 (QF)	[3-4] .750
Opp	by North Carolina, 3/10/1991 (F)	[7-11] .636

Most Free Throws Made

Duke	vs. N.C. State, 2/28/1980 (QF)	34
	vs. Maryland, 3/9/1990 (QF)	34
Opp	by N.C. State, 3/2/1956 (SF)	37

Most Free Throw Attempts

Duke	vs. Maryland, 3/1/1956 (QF)	44
Opp	by N.C. State, 3/5/1954 (SF)	50

Highest Free Throw Pct.

Duke	vs. Georgia Tech, 3/14/1992 (SF)	[25-27] .926
Opp	by South Carolina, 3/7/1969 (SF)	[19-20] .950

Most Rebounds

Duke	vs. South Carolina, 3/3/1955 (QF)	73
Opp	by N.C. State, 3/5/1955 (F)	63

Most Assists

Duke	vs. N.C. State, 3/10/2002 (F)	24
Opp	2x, last by North Carolina, 3/15/1992 (F)	24

Most Steals

Duke	vs. Clemson, 3/9/2000 (QF)	15
Opp	3x, last by Virginia, 3/12/1994 (SF)	11

Most Blocked Shots

Duke	vs. Virginia, 3/4/1999 (QF)	12
Opp	by Wake Forest, 3/5/1982 (QF)	8

Most Personal Fouls

Duke	vs. Wake Forest, 3/5/1982 (QF)	33
Opp	by N.C. State, 3/6/1965 (F)	28

Individual

Points

1. Bob Verga vs. Virginia, 3/9/1967 (QF)	35
J.J. Redick vs. N.C. State, 3/12/2005 (SF)	35
3. Ronnie Mayer vs. Virginia, 3/4/1955 (SF)	34
4. Tate Armstrong vs. Maryland, 3/4/1976 (QF)	33
Christian Laettner vs. Maryland, 3/13/1992 (QF)	33

Field Goals Made

1. Bob Verga vs. Virginia, 3/9/1967 (QF)	14
2. Art Heyman vs. South Carolina, 3/3/1961 (QF)	13
Jeff Mullins vs. Virginia, 2/28/1963 (QF)	13
Bob Verga vs. Wake Forest, 3/3/1966 (SF)	13
Tate Armstrong vs. Maryland, 3/4/1976 (SF)	13

Field Goals Attempted

1. Art Heyman vs. South Carolina, 3/3/1961 (SF)	30
2. Art Heyman vs. Clemson, 3/2/1962 (SF)	27
Tate Armstrong vs. Maryland, 3/4/1976 (SF)	27
4. Ronnie Mayer vs. N.C. State, 3/5/1955 (F)	25
5. Jeff Mullins vs. Virginia, 2/28/1963 (QF)	24

Field Goal Pct.

1. Grant Hill vs. North Carolina, 3/15/1992 (F)	[8-8] 1.000
2. Mike Gminski vs. North Carolina, 2/29/1980 (SF)	[11-12] .917
Carlos Boozer vs. N.C. State, 3/10/2002 (F)	[11-12] .917
4. Larry Saunders vs. Wake Forest, 3/5/1970 (SF)	[12-15] .800
5. Alaa Abdelnaby vs. Maryland, 3/8/1985 (QF)	[10-13] .769

Minimum eight field goal attempts

3-Point Field Goals Made

1. J.J. Redick vs. N.C. State, 3/12/2005 (SF)	7
J.J. Redick vs. Boston College, 3/14/2006 (F)	7
3. Phil Henderson vs. Georgia Tech, 3/10/1990 (SF)	6
4. 9x; last by Kyle Singler vs. Miami, 3/13/2010 (SF)	5

3-Point Field Goal Attempts

1. Shane Battier vs. Maryland, 3/10/2001 (SF)	13
Tyler Thornton vs. Virginia Tech, 3/9/2012 (QF)	13
3. Shane Battier vs. Wake Forest, 3/11/2000 (SF)	12
J.J. Redick vs. Virginia, 3/11/2005 (QF)	12
J.J. Redick vs. N.C. State, 3/12/2005 (SF)	12
J.J. Redick vs. Wake Forest, 3/11/2006 (SF)	12

3-Point Field Goal Pct.

1. Mike Dunleavy vs. Clemson, 3/9/2000 (QF)	[4-4] 1.000
Daniel Ewing vs. Virginia, 3/12/2004 (QF)	[4-4] 1.000
3. Grant Hill vs. Clemson, 3/11/1994 (QF)	[4-5] .800
4. Andre Dawkins vs. North Carolina, 3/13/2011 (F)	[3-4] .750
5. Greg Koubek vs. North Carolina, 3/10/1991 (QF)	[5-7] .714
Daniel Ewing vs. Virginia, 3/14/2005 (QF)	[5-7] .714

Minimum four three-point field goal attempts

Free Throws Made

1. Gene Banks vs. N.C. State, 2/28/1980 (QF)	14
Kyle Singler vs. Georgia Tech, 3/14/2010 (F)	14
3. Art Heyman vs. Clemson, 3/2/1962 (SF)	13
Jon Scheyer vs. Florida State, 3/15/2009 (F)	13
5. Art Heyman vs. Maryland, 3/1/1962 (QF)	12
Mike Gminski vs. N.C. State, 2/28/1980 (QF)	12
7. Joe Belmont vs. N.C. State, 3/4/1955 (SF)	11
Mike Gminski vs. Wake Forest, 3/4/1978 (F)	11
Roshown McLeod vs. Clemson, 3/7/1998 (SF)	11
J.J. Redick vs. N.C. State, 3/16/2003 (F)	11
Shelden Williams vs. Virginia, 3/12/2004 (QF)	11

Free Throws Attempted

1. Art Heyman vs. Maryland, 3/1/1962 (QF)	16
Art Heyman vs. Clemson, 3/2/1962 (SF)	16
Kyle Singler vs. Georgia Tech, 3/14/2010 (F)	16
4. Jon Scheyer vs. Florida State, 3/15/2009 (F)	15
5. Joe Belmont vs. Virginia, 3/4/1955 (SF)	14
Joe Belmont vs. Maryland, 3/1/1956 (QF)	14
Gene Banks vs. N.C. State, 2/28/1980 (QF)	14
8. Mike Gminski vs. North Carolina, 3/3/1979 (F)	13
Christian Laettner vs. Maryland, 3/13/1992 (QF)	13
Shelden Williams vs. Virginia, 3/12/2004 (QF)	13
Nolan Smith vs. Virginia Tech, 3/13/2011 (SF)	13

Free Throw Pct.

1. Gene Banks vs. N.C. State, 2/28/1980 (QF)	[14-14] 1.000
Mike Gminski vs. N.C. State, 2/28/1980 (QF)	[12-12] 1.000
J.J. Redick vs. Georgia Tech, 3/13/2005 (F)	[10-10] 1.000
4. Mike Gminski vs. Wake Forest, 3/4/1978 (F)	[11-12] .917
Roshown McLeod vs. Clemson, 3/7/1998 (SF)	[11-12] .917
J.J. Redick vs. N.C. State, 3/16/2003 (F)	[11-12] .917

Minimum 10 made free throws

Rebounds

1. Art Heyman vs. Clemson, 3/2/1962 (SF)	20
2. Carroll Youngkin vs. South Carolina, 3/3/1961 (SF)	19
Jay Buckley vs. Virginia, 2/28/1963 (QF)	19
Mike Lewis vs. South Carolina, 3/1/0/1967 (SF)	19
Mike Gminski vs. North Carolina, 2/29/1980 (SF)	19

Assists

1. Bobby Hurley vs. Maryland, 3/13/1992 (QF)	13
2. Bobby Hurley vs. North Carolina, 3/15/1992 (F)	11
Jason Williams vs. Wake Forest, 3/11/2000 (SF)	11
4. Joe Belmont vs. Virginia, 3/4/1955 (SF)	10
Art Heyman vs. Virginia, 2/28/1963 (QF)	10
Jason Williams vs. Clemson, 3/10/2000 (QF)	10
Jason Williams vs. N.C. State, 3/10/2002 (F)	10
Nolan Smith vs. North Carolina, 3/13/2011 (F)	10

Steals

1. Christian Laettner vs. North Carolina, 3/15/1992 (F)	7
2. Christian Laettner vs. Wake Forest, 3/10/1989 (QF)	5
Christian Laettner vs. Maryland, 3/13/1992 (QF)	5
Grant Hill vs. Clemson, 3/11/1994 (QF)	5
Shane Battier vs. Maryland, 3/12/2000 (F)	5
Chris Duhon vs. Maryland, 3/10/2001 (SF)	5
Greg Paulus vs. Boston College, 3/12/2006 (F)	5

Blocked Shots

1. Cherokee Parks vs. Clemson, 3/11/1994 (QF)	10
2. Shelden Williams vs. Georgia Tech, 3/13/2005 (F)	6
Kyle Singler vs. Boston College, 3/13/2009 (QF)	6
4. Grant Hill vs. Maryland, 3/13/1992 (QF)	5
Shelden Williams vs. Miami, 3/10/2006 (QF)	5

Minutes Played

1. Joe Belmont vs. Virginia, 3/4/1955 (SF)	45
Bucky Allen vs. Maryland, 3/7/1958 (SF)	45
Bob Vernon vs. Maryland, 3/7/1958 (SF)	45
Mark Crow vs. Maryland, 3/7/1958 (SF)	45
Paul Fox vs. Maryland, 3/7/1958 (SF)	45
Tommy Amaker vs. N.C. State, 3/6/1987 (QF)	45



ACC Tournament Record - Career Points

Rk	Player, Years	Pts
1.	J.J. Redick, 2003-06	225
2.	Art Heyman, 1961-63	193
3.	Mike Gminski, 1977-80	191
	Christian Laettner, 1989-92	191
5.	Bob Verga, 1965-67	186
6.	Johnny Dawkins, 1983-86	179
	Kyle Singler, 2008-11	179
8.	Daniel Ewing, 2002-05	174
9.	Shelden Williams, 2003-06	173
10.	Jeff Mullins, 1962-64	166

Scoring Average

Rk	Name, Years	G	Pts	Avg
1.	Art Heyman, 1961-63	8	193	24.1
2.	Jeff Mullins, 1962-64	8	166	20.8
3.	Bob Verga, 1965-67	9	186	20.7
4.	Johnny Dawkins, 1983-86	9	179	19.9
5.	Ronnie Mayer, 1954-56	7	136	19.4
6.	Mike Gminski, 1977-80	10	191	19.1
	Christian Laettner, 1989-92	10	191	19.1
8.	J.J. Redick, 2003-06	12	225	18.8
9.	Jason Williams, 2000-02	9	165	18.3
10.	Jim Spanarkel, 1977-79	7	127	18.1

Field Goals Made

Rk	Player, Years	FG
1.	Bob Verga, 1965-67	74
	Johnny Dawkins, 1983-86	74
3.	Christian Laettner, 1989-92	69
4.	Jeff Mullins, 1962-64	68
	Mike Gminski, 1977-80	68

Field Goal Attempts

Rk	Player, Years	FGA
1.	Art Heyman, 1961-63	165
2.	J.J. Redick, 2003-06	159
3.	Bob Verga, 1965-67	154
4.	Johnny Dawkins, 1983-86	148
5.	Jeff Mullins, 1962-64	142
	Jason Williams, 2000-02	142

Field Goal Pct.

Rk	Name, Years	FG	FGA	Pct
1.	Jay Bilas, 1983-86	29	42	.690
2.	Alaa Abdelnaby, 1987-90	29	43	.674
3.	Carlos Boozer, 2000-02	33	49	.673
4.	Christian Laettner, 1989-92	69	114	.605
5.	Randy Denton, 1969-71	36	60	.600

Minimum 25 field goals made

3-Point Field Goals Made

Rk	Player, Years	3FG
1.	J.J. Redick, 2003-06	40
2.	Shane Battier, 1998-01	24
	Jason Williams, 2000-02	24
	Daniel Ewing, 2002-05	24
5.	Jon Scheyer, 2007-10	23

3-Point Field Goal Attempts

Rk	Player, Years	3FGA
1.	J.J. Redick, 2003-06	101
2.	Jason Williams, 2000-02	65
3.	Shane Battier, 1998-01	62
	Jon Scheyer, 2007-10	62
5.	Kyle Singler, 2008-11	52

3-Point Field Goal Pct.

Rk	Name, Years	3FG	3FGA	Pct
1.	Daniel Ewing, 2002-05	24	51	.471
2.	Mike Dunleavy, 2000-02	20	44	.455
3.	Jon Scheyer, 2007-10	18	41	.439
4.	Nate James, 1997-01	17	39	.436
5.	J.J. Redick, 2003-06	40	101	.396

Minimum 15 three-point field goals made

Free Throws Made

Rk	Player, Years	FT
1.	Art Heyman, 1961-63	67
2.	Mike Gminski, 1977-80	55
3.	Jon Scheyer, 2007-10	54
4.	J.J. Redick, 2003-06	51
	Shelden Williams, 2003-06	51

Free Throws Attempted

Rk	Player, Years	FTA
1.	Art Heyman, 1961-63	90
2.	Shelden Williams, 2003-06	82
3.	Mike Gminski, 1977-80	66
4.	Jon Scheyer, 2007-10	64
5.	Carroll Youngkin, 1959-61	63

Free Throw Pct.

Rk	Name, Years	FT	FTA	Pct
1.	Gene Banks, 1978-81	36	40	.900
	Bobby Hurley, 1990-93	27	30	.900
	Kyle Singler, 2008-p	45	50	.900
4.	J.J. Redick, 2003-06	51	59	.864
5.	Jon Scheyer, 2007-10	54	64	.844

Minimum 25 free throws made

Rebounds

Rk	Player, Years	Reb
1.	Carroll Youngkin, 1959-61	118
	Mike Gminski, 1977-80	118
3.	Shelden Williams, 2003-06	110
4.	Art Heyman, 1961-63	104
5.	Jay Buckley, 1962-64	87

Rebound Average

Rk	Name, Years	G	Reb	Avg
1.	Carroll Youngkin, 1959-61	8	118	14.8
2.	Art Heyman, 1961-63	8	104	13.0
3.	Mike Gminski, 1977-80	10	118	11.8
4.	Randy Denton, 1969-71	5	57	11.4
5.	Jim Newcome, 1956-58	5	56	11.2

Assists

Rk	Player, Years	Ast
1.	Jason Williams, 2000-02	60
2.	Bobby Hurley, 1990-93	58
	Chris Duhon, 2001-04	58
4.	Quin Snyder, 1986-89	38
5.	Danny Ferry, 1986-89	37

Assists Per Game

Rk	Name, Years	G	Ast	Avg
1.	Bobby Hurley, 1990-93	8	58	7.3
2.	Jason Williams, 2000-02	9	60	6.7
3.	Chris Duhon, 2001-04	12	58	4.8
4.	Jim Spanarkel, 1977-79	7	32	4.6
5.	Quin Snyder, 1986-89	9	38	4.2

Blocked Shots

Rk	Player, Years	Blk
1.	Shelden Williams, 2003-06	33
2.	Mike Gminski, 1977-80	20
3.	Cherokee Parks, 1992-95	18
4.	Casey Sanders, 2000-03	15
5.	Shane Battier, 1998-01	14
	Shalik Randolph, 2003-05	14

Blocked Shots Per Game

Rk	Name, Years	G	Blk	Avg
1.	Shelden Williams, 2003-06	12	33	2.8
2.	Shavlik Randolph, 2003-05	6	14	2.3
	Cherokee Parks, 1992-95	8	18	2.3
4.	Mike Gminski, 1977-80	10	20	2.0
5.	Casey Sanders, 2000-03	10	15	1.5

Steals

Rk	Player, Years	St
1.	Christian Laettner, 1989-92	31
2.	Shane Battier, 1998-01	24
	Chris Duhon, 2001-04	24
4.	Jason Williams, 2000-02	21
5.	Danny Ferry, 1986-89	16
	Daniel Ewing, 2002-05	16

Steals Per Game

Rk	Name, Years	G	Stl	Avg
1.	Christian Laettner, 1989-92	10	31	3.1
2.	Jason Williams, 2000-03	9	21	2.3
3.	Shane Battier, 1998-01	12	24	2.0
	Chris Duhon, 2001-04	12	24	2.0
5.	Grant Hill, 1991-94	8	15	1.9

Games Played

Rk	Player, Years	GP
1.	Shane Battier, 1998-01	12
	Chris Duhon, 2001-04	12
	Daniel Ewing, 2002-05	12
	J.J. Redick, 2003-06	12
	Shelden Williams, 2003-06	12

Games Started

Rk	Player, Years	GS
1.	Chris Duhon, 2001-04	12
	J.J. Redick, 2003-06	12
	Shelden Williams, 2003-06	12
4.	Shane Battier, 1998-01	11
	Kyle Singler, 2008-11	11
6.	Mike Gminski, 1977-80	10
	Kenny Dennard, 1978-81	10
	Gene Banks, 1978-81	10
	Christian Laettner, 1989-92	10

## In-Season Tournament Results

**ACC/Big East Challenge**

1991-92	(Greensboro, N.C.)	
Dec. 5	St. John's	W, 91-81

**1990-91** (Washington, D.C.)

Dec. 5	Georgetown	L, 74-79
--------	------------	----------

**1989-90** (Greensboro, N.C.)

Dec. 6	Syracuse	L, 76-78
--------	----------	----------

**ACC/Big Ten Challenge**

2011-12	(Columbus, Ohio)	
Nov. 29	Ohio State	L, 63-85

**2010-11** (Durham, N.C.)

Dec. 1	Michigan State	W, 84-79
--------	----------------	----------

**2009-10** (Madison, Wisc.)

Dec. 2	Wisconsin	L, 69-72
--------	-----------	----------

**2008-09** (West Lafayette, Ind.)

Dec. 2	Purdue	W, 76-60
--------	--------	----------

**2007-08** (Durham, N.C.)

Nov. 27	Wisconsin	W, 82-58
---------	-----------	----------

**2006-07** (Durham, N.C.)

Nov. 28	Indiana	W, 54-51
---------	---------	----------

**2005-06** (Bloomington Ind.)

Nov. 30	Indiana	W, 75-67
---------	---------	----------

**2004-05** (Durham, N.C.)

Nov. 30	Michigan State	W, 81-74
---------	----------------	----------

**2003-04** (E. Lansing, Mich.)

Dec. 3	Michigan State	W, 72-50
--------	----------------	----------

**2002-03** (Greensboro, N.C.)

Dec. 3	Ohio State	W, 91-76
--------	------------	----------

**2001-02** (Chicago, Ill.)

Nov. 27	Iowa	W, 80-62
---------	------	----------

**2000-01** (Greensboro, N.C.)

Nov. 28	Illinois	W, 78-77
---------	----------	----------

**1999-00** (Chicago, Ill.)

Nov. 30	Illinois	W, 72-69
---------	----------	----------

**Big Four Tournament**

1980-81	(Greensboro, N.C.)	
Dec. 5	North Carolina	L, 76-78
Dec. 6	N.C. State	L, 60-74

**1979-80** (Greensboro, N.C.)

Nov. 30	Wake Forest	W, 72-70
Dec. 1	North Carolina	W, 86-74

**1978-79** (Greensboro, N.C.)

Dec. 1	N.C. State	W, 65-63
Dec. 2	North Carolina	W, 78-68

**1977-78** (Greensboro, N.C.)

Dec. 2	North Carolina	L, 66-79
Dec. 3	Wake Forest	W, 97-84

**1976-77** (Greensboro, N.C.)

Nov. 26	Wake Forest	L, 80-81
Nov. 27	N.C. State	W, 84-82

**1975-76** (Greensboro, N.C.)

Jan. 2	N.C. State	L, 95-104
Jan. 3	North Carolina	L, 74-77

**1974-75** (Greensboro, N.C.)

Jan. 3	North Carolina •	W, 99-96
Jan. 4	Wake Forest	L, 71-75

**1973-74** (Greensboro, N.C.)

Jan. 4	Wake Forest	L, 61-64
Jan. 5	North Carolina	L, 75-84

**1972-73** (Greensboro, N.C.)

Dec. 15	North Carolina	L, 86-91
Dec. 16	Wake Forest	W, 80-67

**1971-72** (Greensboro, N.C.)

Dec. 17	N.C. State	L, 62-67
Dec. 18	Wake Forest	W, 70-58

**1970-71** (Greensboro, N.C.)

Dec. 18	Wake Forest	L, 77-83
Dec. 19	North Carolina	L, 81-83

**Birmingham Classic**

1959-60	(Birmingham, Ala.)	
Dec. 18	Alabama	W, 78-60
Dec. 19	Navy	W, 76-71

**1956-57** (Birmingham, Ala.)

Dec. 14	Alabama	W, 89-78
Dec. 15	West Virginia	L, 82-83

**BYU Thanksgiving Classic**

1986-87	(Laie, Hawaii)	
Nov. 28	BYU-Hawaii	W, 85-68
Nov. 29	Illinois	L, 62-69

**Cable Car Classic**

1972-73	(San Francisco, Calif.)	
Dec. 8	Santa Clara	W, 69-65
Dec. 9	San Francisco	L, 68-72

**Carolina Classic**

1974-75	(Columbia, S.C.)	
Dec. 20	Louisiana St.	L, 95-105
Dec. 21	Princeton	W, 66-57

**Carrs Great Alaska Shootout**

2003-04	(Anchorage, Alaska)	
Nov. 27	Pacific	W, 82-69
Nov. 29	Liberty	W, 76-47
Nov. 30	Purdue	L, 78-68

**1998-99** (Anchorage, Alaska)

Nov. 26	Notre Dame	W, 111-82
Nov. 27	Fresno State	W, 93-82
Nov. 28	Cincinnati	L, 75-77

**1995-96** (Anchorage, Alaska)

Nov. 23	Old Dominion	W, 75-55
Nov. 24	Indiana	W, 70-64
Nov. 25	Iowa	W, 88-81

**Champions Classic**

2011-12	(New York, N.Y.)	
Nov. 14	Michigan State	W, 74-69

**Coaches vs. Cancer Classic**

2008-09	(Durham, N.C.)	
Nov. 10	Presbyterian	W, 80-49
Nov. 11	Ga. Southern	W, 97-54
Nov. 20	Southern Illinois*	W, 83-58
Nov. 21	Michigan*	W, 71-56

\* - New York

**1999-00** (New York, N.Y.)

Nov. 11	Stanford •	L, 79-80
Nov. 12	Connecticut	L, 66-71

**CBE Classic**

2010-11	(Durham, N.C.)	
Nov. 14	Princeton	W, 97-60
Nov. 16	Miami (Ohio)	W, 79-45
Nov. 22	Marquette*	W, 82-77
Nov. 23	Kansas State*	W, 82-68

\* - Kansas City, Mo.

**2006-07** (Durham, N.C.)

Nov. 12	Columbia	W, 86-43
Nov. 13	Georgia Southern	W, 72-48
Nov. 20	Air Force*	W, 71-56
Nov. 21	Marquette*	L, 62-73

\* - Kansas City, Mo.

**Dixie Classic**

1960-61	(Raleigh, N.C.)	
Dec. 29	Wyoming	W, 86-59
Dec. 30	Marquette	W, 86-73
Dec. 31	North Carolina	L, 71-76

**1959-60** (Raleigh, N.C.)

Dec. 28	Utah	W, 63-52
Dec. 29	North Carolina	L, 53-75
Dec. 30	Dayton	L, 63-71

**1958-59** (Raleigh, N.C.)

Dec. 29	Michigan State	L, 57-82
Dec. 30	Yale	W, 56-53
Dec. 31	Louisville	W, 57-54

**1957-58** (Raleigh, N.C.)

Dec. 26	Seton Hall	W, 69-62
Dec. 27	North Carolina	L, 62-76
Dec. 28	Wake Forest •	W, 79-75

**1956-57** (Raleigh, N.C.)

Dec. 27	West Virginia	W, 73-67
Dec. 28	North Carolina	L, 71-87
Dec. 29	N.C. State	L, 80-102

**1955-56** (Raleigh, N.C.)

Dec. 29	Wyoming	W, 71-54
Dec. 30	North Carolina	L, 64-74
Dec. 31	Wake Forest	W, 64-52

**1954-55** (Raleigh, N.C.)

Dec. 27	West Virginia	W, 92-79
Dec. 28	Minnesota	L, 73-79
Dec. 29	North Carolina	L, 52-65

**1953-54** (Raleigh, N.C.)

Dec. 28	Oregon State	W, 71-61
Dec. 29	Wake Forest	W, 83-66
Dec. 30	Navy	W, 98-83

**1952-53** (Raleigh, N.C.)

Dec. 27	Brigham Young	L, 68, 69
Dec. 30	Pennsylvania	L, 80-97
Dec. 31	Princeton	W, 74-59

**1951-52** (Raleigh, N.C.)

Dec. 27	Columbia	L, 58-66
Dec. 28	Wake Forest	W, 79-74
Dec. 29	Southern Cal.	L, 69-87

**1950-51** (Raleigh, N.C.)

Dec. 28	Colgate	L, 69-84
Dec. 29	North Carolina	W, 71-63
Dec. 30	Tulane	W, 74-72

**1949-50** (Raleigh, N.C.)

Dec. 28	Penn State	L, 48-51
Dec. 29	North Carolina	L, 52-59
Dec. 30	Wake Forest	W, 54-52

**ECAC Holiday Festival**

1978-79	(New York, N.Y.)	
Dec. 29	Ohio State •	L, 84-90
Dec. 30	St. John's	L, 66-69

**1971-72** (New York, N.Y.)

Dec. 27	St. Peter's	L, 74-77
Dec. 28	Syracuse	L, 72-74

**Fiesta Bowl Classic**

1987-88	(Tucson, Ariz.)	
Dec. 29	Florida	W, 93-70
Dec. 30	Arizona	L, 85-91

**Gator Bowl Classic**

1973-74	(Jacksonville, Fla.)	
Dec. 26	Western Ky.	W, 75-69
Dec. 27	Florida	L, 60-77

**Great Eight**

1998-99	(Chicago, Ill.)	
Dec. 2	Michigan State	W, 73-67

**Holiday Classic**

1970-71	(Greensboro, N.C.)	
Dec. 29	Northwestern	W, 93-87
Dec. 30	Penn State	W, 67-56

**Holiday Doubleheader**

1978-79	(Raleigh, N.C.)	
Jan. 5	Long Beach St.	W, 79-78
Jan. 6	Tulane	W, 74-64

**1976-77** (Raleigh, N.C.)

Dec. 29	East Carolina	W, 88-65
Dec. 30	Rice	W, 87-77

**1975-76** (Raleigh, N.C.)

Dec. 26	Auburn	W, 85-74
Dec. 27	Western Ky.	W, 111-90

**1974-75** (Raleigh, N.C.)

Dec. 27	Pittsburgh	W, 89-75
Dec. 28	Kent State	W, 83-65

**Industrial National Classic**

1979-80	(Providence, R.I.)	
Dec. 21	Boston College •	W, 70-64
Dec. 22	Providence	W, 82-78

**Iron Duke Classic**

1981-82	(Durham, N.C.)	
Dec. 29	Davidson	L, 73-75
Dec. 30	Auburn	W, 72-71

**1980-81** (Durham, N.C.)

Dec. 19	Brown	W, 91-60
Dec. 20	Detroit	W, 111-71

**1979-80** (Durham, N.C.)

Dec. 28	Vermont	W, 92-67
Dec. 29	Cincinnati •	W, 87-75

**Jimmy V Classic**

2001-02	(East Rutherford, N.J.)	
Dec. 18	Kentucky •	W, 95-92

**1998-99** (East Rutherford, N.J.)

Dec. 22	Kentucky	W, 71-60
---------	----------	----------

**Kentucky Invitational**

1969-70	(Lexington, Ky.)	
Dec. 19	Dayton	W, 72-67
Dec. 20	Kentucky	L, 76-98

**1953-54** (Louisville, Ky.)

Dec. 21	Kentucky	L, 69-85
Dec. 22	UCLA	L, 67-72

**Las Vegas Classic**

1972-73	(Las Vegas, Nev.)	
Dec. 27	UNLV	L, 83-89
Dec. 28	Purdue	L, 77-82

**Maui Invitational**

2011-12	(Lahaina, Hawaii)	
Nov. 11	Belmont*	W, 77-76
Nov. 21	Tennessee	W, 77-67
Nov. 22	Michigan	W, 82-75
Nov. 23	Kansas	W, 68-61

\* Durham, N.C.

**2007-08** (Lahaina, Hawaii)

In The Polls

The Duke basketball program has held a prominent spot in the national basketball scene since the beginning of the post-World War II era. The final national rankings are just one measuring stick in which the Blue Devils are among the elite in the history of the sport.

In the Coach K era, which began in 1980-81, Duke has finished in the Associated Press top 25 a total of 26 seasons, including seven times as the No. 1 team in the nation. With consecutive AP number one finishes from 1999-2002, Duke became the first school in college basketball history to be ranked at the top of the final AP poll for four straight years.

Here is a look at some of the notes from Duke and the rankings:

- ▶ Duke has been ranked No. 1 at some point in the season in 17 of the past 26 years
- ▶ Duke was ranked among the nation's top 25 teams in 200 consecutive AP polls from 1997 through 2007, the second longest streak all-time
- ▶ **Mike Krzyzewski** has spent more weeks ranked in the top 25 (486 weeks), top 10 (425) and No. 1 (104) than any other active coach (AP poll only)
- ▶ Duke has been ranked No. 1 in 91 weeks since 1990, the most by any school in the nation. The next closest school is North Carolina at 51 weeks during the same time period
- ▶ Duke has been No. 1 104 weeks (209 games, 183-26) in the AP poll since 1986
- ▶ Of the 1,086 games coached at Duke by Mike Krzyzewski, 942 of them have come as a ranked team (86.7 percent). Duke's record as a ranked team since 1981 is 774-168.
- ▶ Under Coach K, Duke has played more games as a No. 1 team (209) than it has as an unranked team (141)
- ▶ The Blue Devils were ranked in the top 25 of the AP poll in 380 consecutive games (Nov. 20, 1996-Feb. 11, 2007)
- ▶ Duke has been ranked No. 1 in the nation 122 weeks overall, the second-highest figure in NCAA history behind only UCLA (134)
- ▶ Duke finished in the top 10 for 10 consecutive seasons from 1997-2006 - second all-time behind UCLA (13 straight years - 1967-79)
- ▶ Duke's 1991-92 team is one of only 12 schools in college basketball history to be ranked No. 1 for the entire season
- ▶ Entering the 2012-13 season, Duke has been ranked in 299 of the last 301 AP polls. The Blue Devils have been in the top 10 in 223 of the last 237 polls.

Duke and the No. 1 National Ranking

Since the 1997-98 season, Duke has been ranked No. 1 in the Associated Press poll 67 weeks, 30 more than the next closest team (North Carolina). The Blue Devils reached the top ranking in seven consecutive seasons from 1998-2004, becoming just the second program in NCAA history to accomplish that feat. UCLA holds the record with 12 consecutive seasons being ranked No. 1 at some point (1964-75). Duke finished the season ranked No. 1 in the AP poll for four consecutive seasons (1999-2002), an unprecedented feat in college basketball history.

No. 1 Rankings Since 1997-98

Team	Seasons Ranked No. 1	Total Weeks Ranked No. 1
▶ Duke	10	67
North Carolina	6	37
Connecticut	5	27
Kansas	5	21
Arizona	3	18
Stanford	3	16
Illinois	1	15
Cincinnati	1	12
Florida	3	10
Kentucky	3	10
Ohio State	2	9
Syracuse	2	7
UCLA	1	6
Memphis	1	5
Pittsburgh	1	3
Wake Forest	2	3
Alabama	1	2
Michigan State	1	2
Texas	1	2
St. Joseph's	1	1
Wisconsin	1	1
Tennessee	1	1
Louisville	1	1

Most Consecutive Seasons Ranked No. 1

Team	Consecutive Seasons	Years
UCLA	12	1964-75
▶ Duke	7	1998-04
Kansas	5	1994-97
▶ Duke	3	1992-94
North Carolina	3	1986-88
North Carolina	3	1982-84
North Carolina	3	1957-59

Coach K at No. 1

Duke's **Mike Krzyzewski** has coached in 209 games with his Blue Devils as the nation's No. 1 team (AP poll only), compiling a 183-26 (.876) record. Coach K's 209 games at No. 1 rank second all-time in NCAA history, as do his 183 victories:

Coach	No. of Games as No. 1 Team	Record (Pct.)
John Wooden	228	217-11 (.952)
▶ Mike Krzyzewski	209	183-26 (.876)
Dean Smith	134	113-21 (.843)
Adolph Rupp	118	100-18 (.847)

No. 1 vs. No. 2

Duke has been involved in six No. 1 vs. No. 2 matchups (AP poll only) in its history, posting a 3-3 record:

Date	Result (Site)
3/18/1966	[1] Kentucky 83 [2] Duke 79 (n)
3/29/1986	[1] Duke 71 [2] Kansas 67 (n)
2/3/1994	[2] North Carolina 89 [1] Duke 78 (a)
2/5/1998	[2] North Carolina 97 [1] Duke 73 (a)
3/27/1999	[1] Duke 68 [2] Michigan State 62 (n)
12/10/2006	[1] Duke 97 [2] Texas 66 (n)

Charting Duke in the Polls  
(AP Only)

Total Polls Ranked	676
Top 10 Rankings	565
Longest Consecutive Polls Ranked	200 <sup>1</sup>
Current Streak	96

Years Ranked

Total Years	51
Consecutive Years	29
Current Streak	29

Final Poll

Total Polls	41
Top 10	32
High Rank	1 (seven times)

No. 1 Ranking

Total Rankings	122
Most No. 1 Weeks in Succession	18

Weeks Ranked By Ranking

First Ranked: Dec. 11, 1951 (No. 12)  
Last Ranked: March 12, 2012 (No. 8)

Rank	Weeks
No. 1	122
No. 2	64
No. 3	68
No. 4	32
No. 5	47
No. 6	62
No. 7	49
No. 8	48
No. 9	34
No. 10	38
No. 11	16
No. 12	13
No. 13	16
No. 14	13
No. 15	10
No. 16	11
No. 17	12
No. 18	8
No. 19	8
No. 20	5
No. 21	2
No. 22	—
No. 23	—
No. 24	—
No. 25	—

<sup>1</sup> - Duke was ranked in the top 25 of 200 consecutive AP polls from 1997 through 2007, the second-longest streak in college basketball history.

All-Time Consecutive AP Polls Ranked

Team	Consecutive AP Polls Ranked
UCLA	221
▶ Duke	200
North Carolina	172
North Carolina	171
Marquette	166
Kentucky	164
Kansas	145
▶ Duke	143
Arizona	141
Syracuse	120

**Associated Press Polls**

Final Top 10

**1949**

1. Kentucky
2. Oklahoma State
3. St. Louis
4. Illinois
5. W. Kentucky
6. Minnesota
7. Bradley
8. San Francisco
9. Tulane
10. Bowling Green

**1950**

1. Bradley
2. Ohio State
3. Kentucky
4. Holy Cross
5. N. C. State
6. Duquesne
7. UCLA
8. W. Kentucky
9. St. John's
10. LaSalle

**1951**

1. Kentucky
2. Oklahoma State
3. Columbia
4. Kansas State
5. Illinois
6. Bradley
7. Indiana
8. N.C. State
9. St. John's
10. St. Louis

**Duke's Final Top 25 Rankings**

Year	AP	Coaches
1952	12	NR
1954	15	20
1956	17	18
1958	10	13
1960	18	15
1961	10	9
1962	10	13
1963	2	2
1964	3	4
1965	10	9
1966	2	2
1967	NR	19
1968	10	11
1978	7	9
1979	11	7
1980	14	16
1984	14	14
1985	10	12
1986	1	1
1987	17	NR
1988	5	5
1989	9	7
1990	15	14
1991	6	6
1992	1	1
1993	10	9
1994	6	2
1997	8	11
1998	3	5
1999	1	2
2000	1	4
2001	1	1
2002	1	5
2003	7	9
2004	6	2
2005	3	7
2006	1	7
2008	9	16
2009	6	11
2010	3	1
2011	3	7
2012	8	14

**1952**

1. Kentucky
2. Illinois
3. Kansas State
4. Duquesne
5. St. Louis
6. Washington
7. Iowa
8. Kansas
9. West Virginia
10. St. John's

**1953**

1. Indiana
2. Seton Hall
3. Kansas
4. Washington
5. LSU
6. LaSalle
7. St. John's
8. Oklahoma State
9. Duquesne
10. Notre Dame

**1954**

1. Kentucky
2. LaSalle
3. Holy Cross
4. Indiana
5. Duquesne
6. Notre Dame
7. Bradley
8. W. Kentucky
9. Penn State
10. Oklahoma State

**1955**

1. San Francisco
2. Kentucky
3. LaSalle
4. N.C. State
5. Iowa
6. Duquesne
7. Utah
8. Marquette
9. Dayton
10. Oregon State

**1956**

1. San Francisco
2. N.C. State
3. Dayton
4. Iowa
5. Alabama
6. Louisville
7. SMU
8. UCLA
9. Kentucky
10. Illinois

**1957**

1. North Carolina
2. Kansas
3. Kentucky
4. SMU
5. Seattle
6. Louisville
7. West Virginia
8. Vanderbilt
9. Oklahoma City
10. St. Louis

**1958**

1. West Virginia
2. Cincinnati
3. Kansas State
4. San Francisco
5. Temple
6. Maryland
7. Kansas
8. Notre Dame
9. Kentucky
10. Duke◀

**1959**

1. Kansas State
2. Kentucky
3. Mississippi State
4. Bradley
5. Cincinnati
6. N.C. State
7. Michigan State
8. Auburn
9. North Carolina
10. West Virginia

**1960**

1. Cincinnati
2. California
3. Ohio State
4. Bradley
5. West Virginia
6. Utah
7. Indiana
8. Utah State
9. St. Bonaventure
10. Miami

**1961**

1. Ohio State
2. Cincinnati
3. St. Bonaventure
4. Kansas State
5. North Carolina
6. Bradley
7. USC
8. Iowa
9. West Virginia
10. Duke◀

**1962**

1. Ohio State
2. Cincinnati
3. Kentucky
4. Mississippi State
5. Bradley
6. Kansas State
7. Utah
8. Bowling Green
9. Colorado
10. Duke◀

**1963**

1. Cincinnati
2. Duke◀
3. Loyola, Chicago
4. Arizona State
5. Wichita State
6. Mississippi State
7. Ohio State
8. Illinois
9. NYU
10. Colorado

**1964**

1. UCLA
2. Michigan
3. Duke◀
4. Kentucky
5. Wichita State
6. Oregon State
7. Villanova
8. Loyola, Chicago
9. DePaul
10. Davidson

**1965**

1. Michigan
2. UCLA
3. St. Joseph's
4. Providence
5. Vanderbilt
6. Davidson
7. Minnesota
8. Villanova
9. BYU
10. Duke◀

**1966**

1. Kentucky
2. Duke◀
3. Texas-El Paso
4. Kansas
5. St. Joseph's
6. Loyola, Chicago
7. Cincinnati
8. Vanderbilt
9. Michigan
10. W. Kentucky

**1967**

1. UCLA
2. Louisville
3. Kansas
4. North Carolina
5. Princeton
6. W. Kentucky
7. Houston
8. Tennessee
9. Boston College
10. Texas-El Paso

**1968**

1. Houston
2. UCLA
3. St. Bonaventure
4. North Carolina
5. Kentucky
6. New Mexico
7. Columbia
8. Davidson
9. Louisville
10. Duke◀

**1969**

1. UCLA
2. LaSalle
3. Santa Clara
4. North Carolina
5. Davidson
6. Purdue
7. Kentucky
8. St. John's
9. Duquesne
10. Villanova

**1970**

1. Kentucky
2. UCLA
3. St. Bonaventure
4. Jacksonville
5. New Mexico St.
6. South Carolina
7. Iowa
8. Marquette
9. Notre Dame
10. N.C. State

**1971**

1. UCLA
2. Marquette
3. Pennsylvania
4. Kansas
5. USC
6. South Carolina
7. W. Kentucky
8. Kentucky
9. Fordham
10. Ohio State

**1972**

1. UCLA
2. North Carolina
3. Pennsylvania
4. Louisville
5. Long Beach State
6. South Carolina
7. Marquette
8. SW Louisiana
9. BYU
10. Florida State

**1973**

1. UCLA
2. N.C. State
3. Long Beach State
4. Providence
5. Marquette
6. Indiana
7. SW Louisiana
8. Maryland
9. Kansas State
10. Minnesota

**1974**

1. N.C. State
2. UCLA
3. Marquette
4. Maryland
5. Notre Dame
6. Michigan
7. Kansas
8. Providence
9. Indiana
10. Long Beach State

**1975**

1. UCLA
2. Kentucky
3. Indiana
4. Louisville
5. Maryland
6. Syracuse
7. N.C. State
8. Arizona State
9. North Carolina
10. Alabama

**1976**

1. Indiana
2. Marquette
3. UNLV
4. Rutgers
5. UCLA
6. Alabama
7. Notre Dame
8. North Carolina
9. Michigan
10. W. Michigan

**1977**

1. Michigan
2. UCLA
3. Kentucky
4. UNLV
5. North Carolina
6. Syracuse
7. Marquette
8. San Francisco
9. Wake Forest
10. Notre Dame

**1978**

1. Kentucky
2. UCLA
3. DePaul
4. Michigan State
5. Arkansas
6. Notre Dame
7. Duke◀
8. Marquette
9. Louisville
10. Kansas

**1979**

1. Indiana State
2. UCLA
3. Michigan State
4. Notre Dame
5. Arkansas
6. DePaul
7. LSU
8. Syracuse
9. North Carolina
10. Marquette

**1980**

1. DePaul
2. LSU
3. Kentucky
4. Louisville
5. Oregon State
6. Syracuse
7. Indiana
8. Maryland
9. Ohio State
10. Georgetown

**1981**

1. DePaul
2. Oregon State
3. Virginia
4. LSU
5. Arizona State
6. North Carolina
7. Indiana
8. Kentucky
9. Notre Dame
10. Utah

**1982**

1. North Carolina
2. DePaul
3. Virginia
4. Oregon State
5. Missouri
6. Minnesota
7. Georgetown
8. Idaho
9. Memphis State
10. Fresno State

**1983**

1. Houston
2. Louisville
3. St. John's
4. Virginia
5. Indiana
6. UNLV
7. UCLA
8. North Carolina
9. Arkansas
10. Missouri

**1984**

1. North Carolina
2. Georgetown
3. Kentucky
4. DePaul
5. Houston
6. Illinois
7. Oklahoma
8. Arkansas
9. Texas-El Paso
10. Purdue

**1985**

1. Georgetown
2. Michigan
3. St. John's
4. Oklahoma
5. Memphis State
6. Georgia Tech
7. North Carolina
8. Louisiana Tech
9. UNLV
10. Duke t

**1986**

1. Duke◀
2. Kansas
3. Kentucky
4. St. John's
5. Michigan
6. Georgia Tech
7. Louisville
8. North Carolina
9. Syracuse
10. Notre Dame

**1987**

1. UNLV
2. North Carolina
3. Indiana
4. Georgetown
5. DePaul
6. Iowa
7. Purdue
8. Temple
9. Alabama
10. Syracuse

**1988**

1. Temple
2. Arizona
3. Purdue
4. Oklahoma
5. Duke◀
6. Kentucky
7. North Carolina
8. Pittsburgh
9. Syracuse
10. Michigan

**1989**

1. Arizona
2. Georgetown
3. Illinois
4. Oklahoma
5. North Carolina
6. Missouri
7. Syracuse
8. Indiana
9. Duke◀
10. Michigan

**1990**

1. Oklahoma
2. UNLV
3. Connecticut
4. Michigan State
5. Kansas
6. Syracuse
7. Arkansas
8. Georgetown
9. Georgia Tech
10. Purdue

**1991**

1. UNLV
2. Arkansas
3. Indiana
4. North Carolina
5. Ohio State
6. Duke◀
7. Syracuse
8. Arizona
9. Kentucky
10. Utah

**1992**

1. Duke◀
2. Kansas
3. Ohio State
4. UCLA
5. Indiana
6. Kentucky
7. UNLV
8. USC
9. Arkansas
10. Arizona

**1993**

1. Indiana
2. Kentucky
3. Michigan
4. North Carolina
5. Arizona
6. Seton Hall
7. Cincinnati
8. Vanderbilt
9. Kansas
10. Duke◀

**1994**

1. North Carolina
2. Arkansas
3. Purdue
4. Connecticut
5. Missouri
6. Duke◀
7. Kentucky
8. Massachusetts
9. Arizona
10. Louisville

**1995**

1. UCLA
2. Kentucky
3. Wake Forest
4. North Carolina
5. Kansas
6. Arkansas
7. Massachusetts
8. Connecticut
9. Villanova
10. Maryland

**1996**

1. Massachusetts
2. Kentucky
3. Connecticut
4. Georgetown
5. Kansas
6. Purdue
7. Cincinnati
8. Texas Tech
9. Wake Forest
10. Villanova



# MEDIA GUIDE

# 2012-13 DUKE MEN'S BASKETBALL

<b>1997</b> 1. Kansas 2. Utah 3. Minnesota 4. North Carolina 5. Kentucky 6. South Carolina 7. UCLA 8. <b>Duke</b> ◀ 9. Wake Forest 10. Cincinnati	<b>1999</b> 1. <b>Duke</b> ◀ 2. Michigan State 3. Connecticut 4. Auburn 5. Maryland 6. Utah 7. Stanford 8. Kentucky 9. St. John's 10. Miami	<b>2001</b> 1. <b>Duke</b> ◀ 2. Stanford 3. Michigan State 4. Illinois 5. Arizona 6. North Carolina 7. Boston College 8. Florida 9. Kentucky 10. Iowa State	<b>2003</b> 1. Kentucky 2. Arizona 3. Oklahoma 4. Pittsburgh 5. Texas 6. Kansas 7. <b>Duke</b> ◀ 8. Wake Forest 9. Marquette 10. Florida	<b>2005</b> 1. Illinois 2. North Carolina 3. <b>Duke</b> ◀ 4. Louisville 5. Wake Forest 6. Oklahoma State 7. Kentucky 8. Washington 9. Arizona 10. Gonzaga	<b>2007</b> 1. Ohio State 2. Kansas 3. Wisconsin 4. UCLA 5. Memphis 6. Florida 7. Texas A&M 8. North Carolina 9. Georgetown 10. Nevada	<b>2009</b> 1. Louisville 2. North Carolina 3. Memphis 4. Pittsburgh 5. Connecticut 6. <b>Duke</b> ◀ 7. Oklahoma 8. Michigan State 9. Missouri 10. Gonzaga	<b>2011</b> 1. Ohio State 2. Kansas 3. <b>Duke</b> ◀ 4. Pittsburgh 5. Notre Dame 6. San Diego State 7. North Carolina 8. Texas 9. Connecticut 10. BYU
<b>1998</b> 1. North Carolina 2. Kansas 3. <b>Duke</b> ◀ 4. Arizona 5. Kentucky 6. Connecticut 7. Utah 8. Princeton 9. Cincinnati 10. Stanford	<b>2000</b> 1. <b>Duke</b> ◀ 2. Michigan State 3. Stanford 4. Arizona 5. Temple 6. Iowa State 7. Cincinnati 8. Ohio State 9. St. John's 10. LSU	<b>2002</b> 1. <b>Duke</b> ◀ 2. Kansas 3. Oklahoma 4. Maryland 5. Cincinnati 6. Gonzaga 7. Arizona 8. Alabama 9. Pittsburgh 10. Connecticut	<b>2004</b> 1. Stanford 2. Kentucky 3. Gonzaga 4. Oklahoma State 5. St. Joseph's 6. <b>Duke</b> ◀ 7. Connecticut 8. Mississippi State 9. Pittsburgh 10. Wisconsin	<b>2006</b> 1. <b>Duke</b> ◀ 2. Connecticut 3. Villanova 4. Memphis 5. Gonzaga 6. Ohio State 7. Boston College 8. UCLA 9. Texas 10. North Carolina	<b>2008</b> 1. North Carolina 2. Memphis 3. <b>Duke</b> ◀ 4. Kansas 5. Tennessee 6. Wisconsin 7. Texas 8. Georgetown 9. <b>Duke</b> ◀ 10. Stanford	<b>2010</b> 1. Kansas 2. Kentucky 3. <b>Duke</b> ◀ 4. Syracuse 5. Ohio State 6. West Virginia 7. Kansas State 8. New Mexico 9. Villanova 10. Purdue	<b>2012</b> 1. Kentucky 2. Syracuse 3. Missouri 4. North Carolina 5. Michigan State 6. Kansas 7. Ohio State 8. <b>Duke</b> ◀ 9. Baylor 10. Florida State

## Duke Week-by-Week in the Associated Press Poll

Season	PS	1	2	3	4	5	6	7	8	9	10	11	12	13	14	15	16	17	18	19	Dates
1949	--	--	--	--	--	--	--	--	--	--	--	--	--	--	--	--	--	--	--	--	Jan. 20 - March 8
1950	--	--	--	--	--	--	--	--	--	--	--	--	--	--	--	--	--	--	--	--	Jan. 5 - March 7
1951	--	--	--	--	--	--	--	--	--	--	--	--	--	--	--	--	--	--	--	--	Dec. 19 - March 7
1952	12	19	--	--	--	--	--	--	--	--	--	--	15	12	--	--	--	--	--	--	Dec. 11 - March 4
1953	--	--	--	--	--	--	--	--	--	--	18	--	--	--	--	--	--	--	--	--	Dec. 16 - March 10
1954	--	13	--	--	--	8	9	13	20	8	15	14	10	11	18	15	--	--	--	--	Dec. 8 - March 23
1955	17	--	--	--	18	17	--	--	--	--	--	--	--	--	--	--	--	--	--	--	Dec. 7 - March 8
1956	--	--	14	8	11	6	7	10	10	8	11	11	11	11	19	--	--	--	--	--	Dec. 6 - March 6
1957	--	13	9	--	15	16	15	19	--	17	16	--	--	--	--	--	--	--	--	--	Dec. 11 - March 12
1958	--	--	--	--	--	--	--	--	13	8	7	6	6	10	--	--	--	--	--	--	Dec. 10 - March 11
1959	--	--	--	--	--	--	--	--	--	--	--	--	--	--	--	--	--	--	--	--	Dec. 9 - March 9
1960	16	18	--	--	--	--	--	--	--	--	--	--	18	--	--	--	--	--	--	--	Dec. 22 - March 8
1961	8	7	6	8	8	8	5	4	3	3	6	9	10	--	--	--	--	--	--	--	Dec. 13 - March 7
1962	7	--	10	8	10	7	7	6	5	7	8	8	9	10	--	--	--	--	--	--	Dec. 19 - March 13
1963	2	2	2	2	8	7	6	5	4	3	3	3	2	2	2	2	--	--	--	--	Dec. 4 - March 12
1964	4	3	5	8	9	9	10	8	8	7	5	4	4	4	3	--	--	--	--	--	Dec. 10 - March 10
1965	5	8	6	6	8	6	10	10	10	6	6	6	5	8	10	--	--	--	--	--	Dec. 8 - March 9
1966	3	6	1	1	1	1	1	1	1	2	2	2	3	2	--	--	--	--	--	--	Dec. 7 - March 8
1967	4	7	--	--	--	--	--	--	--	--	--	--	--	--	--	--	--	--	--	--	Dec. 6 - March 7
1968	--	--	--	--	--	--	--	--	9	--	10	8	10	6	10	--	--	--	--	--	Dec. 5 - March 12
1969	17	16	9	--	--	--	--	--	--	--	--	--	--	--	--	--	--	--	--	--	Dec. 3 - March 4
1970	--	--	--	--	--	19	19	16	--	--	--	--	--	--	--	--	--	--	--	--	Dec. 9 - March 10
1971	13	--	--	--	--	--	--	--	--	--	--	--	--	--	19	--	--	--	--	--	Dec. 8 - March 16
1972	--	--	--	--	--	--	--	--	--	--	--	--	--	--	--	--	--	--	--	--	Dec. 7 - March 14
1973	--	--	--	--	--	--	--	--	--	--	--	--	--	--	--	--	--	--	--	--	Dec. 5 - March 13
1974	--	--	--	--	--	--	--	--	--	--	--	--	--	--	--	--	--	--	--	--	Dec. 4 - March 27
1975	--	--	--	--	--	--	--	--	--	--	--	--	--	--	--	--	--	--	--	--	Dec. 3 - April 2
1976	--	--	--	--	--	--	--	--	--	--	--	--	--	--	--	--	--	--	--	--	Dec. 2 - March 16
1977	--	--	--	--	--	--	--	--	--	--	--	--	--	--	--	--	--	--	--	--	Nov. 30 - March 15
1978	--	--	--	--	--	--	--	--	17	11	17	--	20	13	15	8	7	--	--	--	Nov. 29 - March 13
1979	1	1	1	1	1	1	5	7	8	7	3	3	5	6	5	6	11	--	--	--	Nov. 28 - March 13
1980	3	2	2	1	1	1	1	5	3	5	10	16	17	--	14	--	--	--	--	--	Dec. 4 - March 4
1981	--	--	--	--	--	--	--	--	--	--	--	--	--	--	--	--	--	--	--	--	Dec. 2 - March 10
1982	--	--	--	--	--	--	--	--	--	--	--	--	--	--	--	--	--	--	--	--	Dec. 1 - March 9
1983	--	--	--	--	--	--	--	--	--	--	--	--	--	--	--	--	--	--	--	--	Nov. 30 - March 15
1984	--	--	--	--	--	--	--	--	--	--	--	--	19	14	15	16	14	--	--	--	Nov. 29 - March 13
1985	6	4	4	3	2	2	2	2	2	5	6	5	7	6	5	7	10	--	--	--	Nov. 27 - March 12
1986	6	6	3	3	3	3	3	3	3	2	5	4	2	2	1	1	1	--	--	--	Nov. 26 - March 11
1987	--	--	--	--	--	20	17	14	12	13	16	15	17	17	14	17	--	--	--	--	Dec. 2 - March 10
1988	15	13	10	10	9	9	9	7	9	5	4	8	6	5	9	8	5	--	--	--	Dec. 1 - March 15
1989	1	1	1	1	1	1	1	1	1	1	8	12	14	11	9	9	7	9	--	--	Nov. 22 - March 14
1990	10	7	6	12	12	13	13	10	8	8	5	4	6	3	5	12	15	--	--	--	Nov. 27 - March 13
1991	6	8	5	10	9	8	8	14	12	9	7	6	5	7	8	6	6	--	--	--	Nov. 27 - March 12
1992	1	1	1	1	1	1	1	1	1	1	1	1	1	1	1	1	1	1	--	--	Nov. 25 - March 16
1993	3	3	4	1	1	1	1	1	3	6	7	5	3	7	9	6	8	10	--	--	Nov. 23 - March 15
1994	4	4	6	4	3	3	3	3	2	5	2	1	2	6	2	2	5	6	--	--	Nov. 22 - March 14
1995	8	8	6	9	9	9	7	11	16	--	--	--	--	--	--	--	--	--	--	--	Nov. 21 - March 13
1996	--	--	12	18	21	20	20	19	--	--	--	--	--	--	--	--	--	--	--	--	Nov. 20 - March 11
1997	10	10	6	10	14	11	12	13	10	13	10	12	8	6	6	7	7	8	--	--	Nov. 19 - March 10
1998	3	3	3	1	1	3	3	3	2	2	1	1	1	2	2	1	1	3	--	--	Nov. 16 - March 6
1999	1	1	1	4	3	2	2	2	2	2	2	2	2	1	1	1	1	1	--	--	Nov. 15 - March 8
2000	10	18	16	17	14	11	10	9	8	6	5	3	3	3	3	2	4	3	1	--	Nov. 15 - March 13
2001	2	2	2	1	1	1	1	3	3	2	2	2	2	3	3	4	2	3	1	--	Nov. 13 - March 12
2002	1	--	1	1	1	1	1	1	1	2	1	1	1	1	1	3	3	3	1	--	Nov. 5 - April 2
2003	6	6	6	4	3	3	3	3	1	1	3	5	9	8	8	6	10	12	7	--	Nov. 11-March 17
2004	2	2	2	6	4	4	3	3	2	2	1	1	1	1	3	5	3	5	6	--	Nov. 10-March 15
2005	11	11	9	10	9	7	6	6	5	5	4	2	4	7	7	7	6	5	3	--	Nov. 15-March 14
2006	1	1	1	1	1	1	1	1	1	1	1	2	2	2	2	1	1	3	1	--	Nov. 14-March 13
2007	12	11	9	11	7	6	6	5	5	11	14	10	8	16	--	18	14	21	--	--	Nov. 6-March 13
2008	13	13	13	7	6	6	6	10	9	9	7	4	3	2	2	5	7	6	7	9	Nov. 5-March 17
2009	8	10	7	4	7	6	5	5	2	3	2	1	4	6	9	7	7	9	6	--	Nov. 10-March 16
2010	9	9	7	6	8	7	7	7	5	8	7	8	10	8	6	5	4	4	3	--	Nov. 2-March 15
2011	1	1	1	1	1	1	1	1	1	1	4	3	5	5	5	1	4	5	3	--	Nov. 15-March 14
2012	6	6	6	4	7	7	7	7	5	8	4	8	7	10	5	5	4	6	8	--	Nov. 7-March 12

UPI Polls

Final Top 10  
(Coaches 1951-92)

1951

- 1. Kentucky
- 2. Oklahoma State
- 3. Kansas State
- 4. Illinois
- 5. Columbia
- 6. Bradley
- 7. N.C. State
- 8. Indiana
- 9. St. John's
- 10. BYU

1952

- 1. Kentucky
- 2. Illinois
- 3. Kansas
- 4. Duquesne
- 5. Washington
- 6. Kansas State
- 7. St. Louis
- 8. Iowa
- 9. St. John's
- 10. Wyoming

1953

- 1. Indiana
- 2. Washington
- 3. LaSalle
- 4. Seton Hall
- 5. Kansas
- 6. LSU

- 7. Oklahoma State
- 8. N.C. State
- 9. Kansas State
- 10. Illinois

1954

- 1. Indiana
- 2. Kentucky
- 3. Duquesne
- 4. Oklahoma State
- 5. Notre Dame
- 6. W. Kentucky
- 7. Kansas
- 8. LSU
- 9. Holy Cross
- 10. Iowa

1955

- 1. San Francisco
- 2. Kentucky
- 3. LaSalle
- 4. Utah
- 5. Iowa
- 6. N.C. State
- 7. Duquesne
- 8. Oregon State
- 9. Marquette
- 10. Dayton

1956

- 1. San Francisco
- 2. N.C. State
- 3. Dayton
- 4. Iowa
- 5. Alabama
- 6. SMU
- 7. Louisville
- 8. Illinois
- 9. UCLA
- 10. Vanderbilt

1957

- 1. North Carolina
- 2. Kansas
- 3. Kentucky
- 4. SMU
- 5. Seattle
- 6. California
- 7. Michigan State
- 8. Louisville
- 9. UCLA
- 10. St. Louis

1958

- 1. West Virginia
- 2. Cincinnati
- 3. San Francisco
- 4. Kansas State
- 5. Temple
- 6. Maryland
- 7. Notre Dame
- 8. Kansas
- 9. Dayton
- 10. Indiana

1959

- 1. Kansas State
- 2. Kentucky
- 3. Michigan State
- 4. Cincinnati
- 5. N.C. State
- 6. North Carolina
- 7. Mississippi State
- 8. Bradley
- 9. California
- 10. Auburn

1960

- 1. California
- 2. Cincinnati
- 3. Ohio State
- 4. Bradley
- 5. Utah
- 6. West Virginia
- 7. Utah State
- 8. Georgia Tech
- 9. Villanova
- 10. Indiana

1961

- 1. Ohio State
- 2. Cincinnati
- 3. St. Bonaventure
- 4. Kansas State
- 5. USC
- 6. North Carolina
- 7. Bradley
- 8. St. John's
- 9. Duke
- 10. Wake Forest

1962

- 1. Ohio State
- 2. Cincinnati
- 3. Kentucky
- 4. Mississippi State
- 5. Kansas State
- 6. Bradley
- 7. Wake Forest
- 8. Colorado
- 9. Bowling Green
- 10. Utah

1963

- 1. Cincinnati
- 2. Duke
- 3. Arizona State
- 4. Loyola, Chicago
- 5. Illinois
- 6. Wichita State
- 7. Mississippi State
- 8. Ohio State
- 9. Colorado
- 10. Stanford

1964

- 1. UCLA
- 2. Michigan
- 3. Kentucky
- 4. Duke
- 5. Oregon State
- 6. Wichita State
- 7. Villanova
- 8. Loyola, Chicago
- 9. Texas-El Paso
- 10. Davidson

1965

- 1. Michigan
- 2. UCLA
- 3. St. Joseph's
- 4. Providence
- 5. Vanderbilt
- 6. BYU
- 7. Davidson
- 8. Minnesota
- 9. Duke
- 10. San Francisco

1966

- 1. Kentucky
- 2. Duke
- 3. Texas-El Paso
- 4. Kansas
- 5. Loyola, Chicago
- 6. St. Joseph's
- 7. Michigan
- 8. Vanderbilt
- 9. Cincinnati
- 10. Providence

1967

- 1. UCLA
- 2. Louisville
- 3. North Carolina
- 4. Kansas
- 5. Princeton
- 6. Houston
- 7. W. Kentucky
- 8. Texas-El Paso
- 9. Tennessee
- 10. Boston College

1968

- 1. Houston
- 2. UCLA
- 3. St. Bonaventure
- 4. North Carolina
- 5. Kentucky
- 6. Columbia
- 7. New Mexico
- 8. Louisville
- 9. Davidson
- 10. Marquette

1969

- 1. UCLA
- 2. North Carolina
- 3. Davidson
- 4. Santa Clara
- 5. Kentucky
- 6. LaSalle
- 7. Purdue
- 8. St. John's
- 9. New Mexico St.
- 10. Duquesne

1970

- 1. Kentucky
- 2. UCLA
- 3. St. Bonaventure
- 4. New Mexico St.
- 5. Jacksonville
- 6. South Carolina
- 7. Iowa
- 8. Notre Dame
- 9. Drake
- 10. Marquette

1971

- 1. UCLA
- 2. Marquette
- 3. Pennsylvania
- 4. Kansas
- 5. USC
- 6. South Carolina
- 7. W. Kentucky
- 8. Kentucky
- 9. Fordham
- 10. Ohio State

1972

- 1. UCLA
- 2. North Carolina
- 3. Pennsylvania
- 4. Louisville
- 5. South Carolina
- 6. Long Beach State
- 7. Marquette
- 8. SW Louisiana
- 9. BYU
- 10. Florida State

1973

- 1. UCLA
- 2. N.C. State
- 3. Long Beach State
- 4. Marquette
- 5. Providence
- 6. Indiana
- 7. Kansas State
- 8. SW Louisiana
- 9. Minnesota
- 10. Maryland

1974

- 1. N.C. State
- 2. UCLA
- 3. Notre Dame
- 4. Maryland
- 5. Marquette
- 6. Providence
- 7. Vanderbilt
- 8. North Carolina
- 9. Indiana
- 10. Kansas

Overall Weeks Ranked No. 1  
(ACC Schools Only)

► Duke	122
North Carolina	108
N.C. State	13
Virginia	12
Wake Forest	3
Georgia Tech	1
Boston College	0
Clemson	0
Florida State	0
Maryland	0
Miami	0
Virginia Tech	0

Overall Weeks Ranked No. 1 (AP)  
(Since 1989-90)

► Duke	91
North Carolina	52
Connecticut	29
Kansas	46
Arizona	18
UNLV	18
Stanford	16
Illinois	15
Cincinnati	15
Kentucky	15
Arkansas	11

1975

- 1. Indiana
- 2. UCLA
- 3. Louisville
- 4. Kentucky
- 5. Maryland
- 6. Marquette
- 7. Arizona State
- 8. Alabama
- 9. N.C. State
- 10. North Carolina

1976

- 1. Indiana
- 2. Marquette
- 3. Rutgers
- 4. UNLV
- 5. UCLA
- 6. North Carolina
- 7. Alabama
- 8. Notre Dame
- 9. Michigan
- 10. Washington

1977

- 1. Michigan
- 2. San Francisco
- 3. North Carolina
- 4. UCLA
- 5. Kentucky
- 6. UNLV
- 7. Arkansas
- 8. Tennessee
- 9. Syracuse
- 10. Utah

1978

- 1. Kentucky
- 2. UCLA
- 3. Marquette
- 4. New Mexico
- 5. Michigan State
- 6. Arkansas
- 7. DePaul
- 8. Kansas
- 9. Duke
- 10. North Carolina

1979

- 1. Indiana State
- 2. UCLA
- 3. North Carolina
- 4. Michigan State
- 5. Notre Dame
- 6. Arkansas
- 7. Duke
- 8. DePaul
- 9. LSU
- 10. Syracuse

1980

- 1. DePaul
- 2. LSU
- 3. Kentucky
- 4. Louisville
- 5. Oregon State
- 6. Syracuse
- 7. Indiana
- 8. Maryland
- 9. Ohio State
- 10. Georgetown

1981

- 1. DePaul
- 2. Oregon State
- 3. Virginia
- 4. LSU
- 5. Arizona State
- 6. North Carolina
- 7. Indiana
- 8. Kentucky
- 9. Notre Dame
- 10. Utah

1982

- 1. North Carolina
- 2. DePaul
- 3. Virginia
- 4. Oregon State
- 5. Missouri
- 6. Minnesota
- 7. Georgetown
- 8. Idaho
- 9. Memphis State
- 10. Fresno State

1983

- 1. Houston
- 2. Louisville
- 3. St. John's
- 4. Virginia
- 5. Indiana
- 6. UNLV
- 7. UCLA
- 8. North Carolina
- 9. Arkansas
- 10. Kentucky

1984

- 1. North Carolina
- 2. Georgetown
- 3. Kentucky
- 4. DePaul
- 5. Houston
- 6. Illinois
- 7. Arkansas
- 8. Oklahoma
- 9. Texas-El Paso
- 10. Maryland

1985

- 1. Georgetown
- 2. Michigan
- 3. St. John's
- 4. Memphis State
- 5. Oklahoma
- 6. Georgia Tech
- 7. North Carolina
- 8. Louisiana Tech
- 9. UNLV
- 10. Illinois

1986

- 1. Duke
- 2. Kansas
- 3. St. John's
- 4. Kentucky
- 5. Michigan
- 6. Georgia Tech
- 7. Louisville
- 8. North Carolina
- 9. Syracuse
- 10. UNLV

Duke's All-Time  
Record When Ranked

Rk	W-L	Pct.
1	207-31	.870
2	110-16	.873
3	109-22	.832
4	52-11	.825
5	69-24	.742
6	104-29	.782
7	78-21	.788
8	72-17	.809
9	50-14	.781
10	38-13	.745
11	18-9	.667
12	18-6	.750
13	28-4	.875
14	15-4	.789
15	16-5	.762
16	10-9	.526
17	15-8	.652
18	7-4	.636
19	6-7	.462
20	8-0	1.000
21	2-1	.667
22	0-0	—
23	0-0	—
24	0-0	—
25	0-0	—
Total	1,032-255	.802

Duke's All-Time  
Record vs. Ranked

Rk	W-L	Pct.
1	8-21	.276
2	13-24	.351
3	12-22	.353
4	10-18	.357
5	10-18	.357
6	15-8	.652
7	15-15	.483
8	9-16	.360
9	13-14	.481
10	9-7	.563
11	15-12	.555
12	12-5	.706
13	16-10	.615
14	18-8	.692
15	12-8	.600
16	9-6	.600
17	11-10	.524
18	10-8	.556
19	10-7	.588
20	10-9	.526
21	6-1	.857
22	5-3	.625
23	8-2	.800
24	6-2	.750
25	2-0	1.000
Total	264-254	.510

(AP poll only)

**1987**

1. UNLV
2. Indiana
3. North Carolina
4. Georgetown
5. DePaul
6. Purdue
7. Iowa
8. Temple
9. Alabama
10. Syracuse

**1988**

1. Temple
2. Arizona
3. Purdue
4. Oklahoma
5. Duke ◀
6. Kentucky
7. Pittsburgh
8. North Carolina
9. Syracuse
10. Michigan

**1989**

1. Arizona
2. Georgetown
3. Illinois
4. North Carolina
5. Oklahoma
6. Indiana
7. Duke ◀
8. Missouri
9. Syracuse
10. Michigan

**1990**

1. Oklahoma
2. UNLV
3. Connecticut
4. Michigan State
5. Kansas
6. Syracuse
7. Georgia Tech
8. Arkansas
9. Georgetown
10. Purdue

**1991**

1. UNLV
2. Arkansas
3. Indiana
4. North Carolina
5. Ohio State
6. Duke ◀
7. Arizona
8. Syracuse
9. Nebraska
10. Utah

**1992**

1. Duke ◀
2. Kansas
3. Ohio State
4. Indiana
5. UCLA
6. USC
7. Arizona
8. Arkansas
9. Kentucky
10. Oklahoma State

**1993**

1. Indiana
2. North Carolina
3. Michigan
4. Kentucky
5. Arizona
6. Seton Hall
7. Cincinnati
8. Vanderbilt
9. Kansas
10. Duke ◀

**USA Today Poll**  
*Final Top 10 (1983-92)*

**1983**

1. Houston
2. Louisville
3. St. John's
4. Indiana
5. Virginia
6. North Carolina
7. UNLV
8. UCLA
9. Boston College
10. Villanova

**1985**

1. Georgetown
2. Michigan
3. St. John's
4. Oklahoma
5. Memphis State
6. Georgia Tech
7. Louisiana Tech
8. North Carolina
9. UNLV
10. Duke ◀

**1986**

1. Duke ◀
2. Kansas
3. Kentucky
4. St. John's
5. Georgia Tech
6. Michigan
7. North Carolina
8. Louisville
9. Syracuse
10. Notre Dame

**1987**

1. UNLV
2. Indiana
3. North Carolina
4. Georgetown
5. Iowa
6. DePaul
7. Alabama
8. Purdue
9. Temple
10. Syracuse

**1988**

1. Temple
2. Arizona
3. Oklahoma
4. Purdue
5. Kentucky
6. Duke ◀
7. North Carolina
8. Pittsburgh
9. Syracuse
10. Michigan

**1989**

1. Arizona
2. Georgetown
3. Illinois
4. North Carolina
5. Indiana
6. Oklahoma
7. Syracuse
8. Duke ◀
9. Missouri
10. Michigan

**1990**

1. Oklahoma
2. UNLV
3. Connecticut
4. Michigan State
5. Kansas
6. Syracuse
7. Arkansas
8. Georgia Tech
9. Georgetown
10. Missouri

**1991**

1. Duke ◀
2. UNLV
3. Kansas
4. North Carolina
5. Arkansas
6. Seton Hall
7. St. John's
8. Ohio State
9. Indiana
10. Arizona

**1992**

1. Duke ◀
2. Kansas
3. Ohio State
4. Indiana
5. UCLA
6. USC
7. Arizona
8. Arkansas
9. Kentucky
10. Oklahoma State

**USA Today/ CNN Polls**  
*Final Top 10 (Coaches 1993-98)*

**1993**

1. North Carolina
2. Michigan
3. Kentucky
4. Kansas
5. Indiana
6. Cincinnati
7. Florida State
8. Vanderbilt
9. Duke ◀
10. Arkansas

**1994**

1. Arkansas
2. Duke ◀
3. Arizona
4. Florida
5. Purdue
6. Missouri
7. Connecticut
8. Michigan
9. North Carolina
10. Louisville

**1995**

1. UCLA
2. Arkansas
3. North Carolina
4. Oklahoma State
5. Kentucky
6. Connecticut
7. Massachusetts
8. Virginia
9. Wake Forest
10. Kansas

**1996**

1. Kentucky
2. Massachusetts
3. Syracuse
4. Mississippi State
5. Kansas
6. Cincinnati
7. Georgetown
8. Connecticut
9. Wake Forest
10. Texas Tech

**1997**

1. Arizona
2. Kentucky
3. Minnesota
4. North Carolina
5. Kansas
6. Utah
7. UCLA
8. Clemson
9. Wake Forest
10. Louisville

**1998**

1. Kentucky
2. Utah
3. North Carolina
4. Stanford
5. Duke ◀
6. Arizona
7. Connecticut
8. Kansas
9. Purdue
10. Michigan State

**USA Today/ ESPN Polls**  
*Final Top 10 (Coaches 1999-)*

**1999**

1. Connecticut
2. Duke ◀
3. Michigan State
4. Ohio State
5. Kentucky
6. St. John's
7. Auburn
8. Maryland
9. Stanford
10. Utah

**2000**

1. Michigan State
2. Florida
3. Iowa State
4. Duke ◀
5. Stanford
6. Oklahoma State
7. Cincinnati
8. Arizona
9. Tulsa
10. Temple

**2001**

1. Duke ◀
2. Arizona
3. Michigan State
4. Maryland
5. Stanford
6. Illinois
7. Kansas
8. Kentucky
9. Mississippi
10. North Carolina

**2002**

1. Maryland
2. Kansas
3. Indiana
4. Oklahoma
5. Duke ◀
6. Oregon
7. Connecticut
8. Cincinnati
9. Pittsburgh
10. Arizona

**2003**

1. Syracuse
2. Kansas
3. Texas
4. Kentucky
5. Arizona
6. Marquette
7. Oklahoma
8. Pittsburgh
9. Duke ◀
10. Maryland

**2004**

1. Connecticut
2. Duke ◀
3. Georgia Tech
4. Oklahoma State
5. St. Joseph's
6. Stanford
7. Pittsburgh
8. Kentucky
9. Kansas
10. Texas

**2005**

1. North Carolina
2. Illinois
3. Louisville
4. Michigan State
5. Kentucky
6. Arizona
7. Duke ◀
8. Oklahoma State
9. Washington
10. Wisconsin

**2006**

1. Florida
2. UCLA
3. LSU
4. Connecticut
5. Villanova
6. Memphis
7. Duke ◀
8. George Mason
9. Texas
10. Gonzaga

**2007**

1. Florida
2. Ohio State
3. UCLA
4. Georgetown
5. Kansas
6. North Carolina
7. Memphis
8. Oregon
9. Texas A&M
10. Pittsburgh

**2008**

1. Kansas
2. Memphis
3. North Carolina
4. UCLA
5. Texas
6. Louisville
7. Tennessee
8. Xavier
9. Davidson
10. Wisconsin

**2009**

1. North Carolina
2. Michigan State
3. Connecticut
4. Villanova
5. Louisville
6. Pittsburgh
7. Oklahoma
8. Missouri
9. Memphis
10. Kansas

**2010**

1. Duke ◀
2. Butler
3. West Virginia
4. Michigan State
5. Kentucky
6. Kansas
7. Kansas State
8. Syracuse
9. Tennessee
10. Baylor

**Final No. 1 Rankings (AP) (Since 1986)**

► Duke	7
North Carolina	3
Kansas	2
Ohio State	2
Kentucky	2
UNLV	2
Temple	1
Arizona	1
Oklahoma	1
Indiana	1
UCLA	1
Massachusetts	1
Stanford	1
Illinois	1
Louisville	1

<b>2011</b>	<b>2012</b>
1. Connecticut	1. Kentucky
2. Butler	2. Kansas
3. Kentucky	3. Ohio State
4. Kansas	4. Louisville
5. Ohio State	5. Syracuse
6. VCU	6. North Carolina
7. Duke ◀	7. Michigan State
8. North Carolina	8. Baylor
9. Arizona	9. Florida
10. Florida	10. Marquette

Regular Season Poll Titles					
School	AP	Coaches	Total Titles	First	Last
Kentucky	9	7	16	1949	2012
► Duke	7	8	15	1986	2010
UCLA	8	7	15	1964	1995
North Carolina	6	5	11	1957	2009
Indiana	3	5	8	1953	1993
Ohio State	4	2	6	1961	2011
DePaul	2	2	4	1980	1981
Houston	2	2	4	1968	1983
Michigan	2	2	4	1965	1977
San Francisco	2	2	4	1955	1956
UNLV	2	2	4	1987	1991
Kansas	2	2	4	1997	2010
Connecticut	1	2	3	1999	2011
Cincinnati	2	1	3	1960	1963
Arizona	1	1	2	1989	1989
Florida	0	2	2	2006	2007
Georgetown	1	1	2	1985	1985
Illinois	1	1	2	2005	2005
Indiana State	1	1	2	1979	1979
Kansas State	1	1	2	1959	1959
Massachusetts	1	1	2	1996	1996
N.C. State	1	1	2	1974	1974
Oklahoma	1	1	2	1990	1990
Stanford	1	1	2	2004	2004
Temple	1	1	2	1988	1988
West Virginia	1	1	2	1958	1958
Louisville	1	0	1	2009	2009
Arkansas	0	1	1	1994	1994
Bradley	1	0	1	1950	1950
California	0	1	1	1960	1960

**Note:** Duke is the only team to finish the regular season at No. 1 in the rankings four straight seasons. Each year from 1998-99 through 2001-02, the Blue Devils topped both the AP and coaches' polls at the end of the regular season.

## Retired Jerseys

Duke has set aside a day to recognize one of its own on 13 occasions. Thirteen banners hang from the rafters of Cameron Indoor Stadium, honoring each of those events. It's officially known as Retirement Day.

There is no higher honor than having your basketball number and jersey retired, and 13 times Duke University has done just that. The names reverberate in prestige — Shane Battier, Johnny Dawkins, Danny Ferry, Mike Gminski, Dick Groat, Art Heyman, Grant Hill, Bobby Hurley, Christian Laettner, Jeff Mullins, J.J. Redick, Jason Williams and Shelden Williams.

Though there is no 'official' criteria to have a jersey retired at Duke, a player must achieve at a national level — earn National Player of the Year or National Defensive Player of the Year honors, set an NCAA record, win a gold medal representing his country in the Olympics or earn All-America recognition. What distinguishes Duke's retired jersey players from many other schools is the main criteria. No jersey will be retired at Duke unless the player has earned his degree.

Groat was the first Blue Devil to be so honored when his No. 10 was officially retired on May 1, 1952. It would not be until February 20, 1980, that the next jersey would be retired at Duke — Gminski's No. 43. In the early 1990s, Heyman's No. 25 and Mullins' No. 44 were retired nearly three decades after their Duke playing days.

After Mike Krzyzewski's arrival in 1980 and Duke's dominant run that began in the middle of that decade, nine players had their jerseys retired, starting with Dawkins in 1986 and ending with J.J. Redick and Shelden Williams in 2007.

## Retirement Day

10 - Dick Groat	May 1, 1952
25 - Art Heyman	March 4, 1990
44 - Jeff Mullins	December 6, 1994
43 - Mike Gminski	February 20, 1980
24 - Johnny Dawkins	February 22, 1986
35 - Danny Ferry	February 18, 1989
32 - Christian Laettner	February 26, 1992
11 - Bobby Hurley	February 28, 1993
33 - Grant Hill	February 27, 1994
31 - Shane Battier	February 21, 2001
22 - Jason Williams	February 5, 2003
23 - Shelden Williams	January 28, 2007
4 - J.J. Redick	February 4, 2007

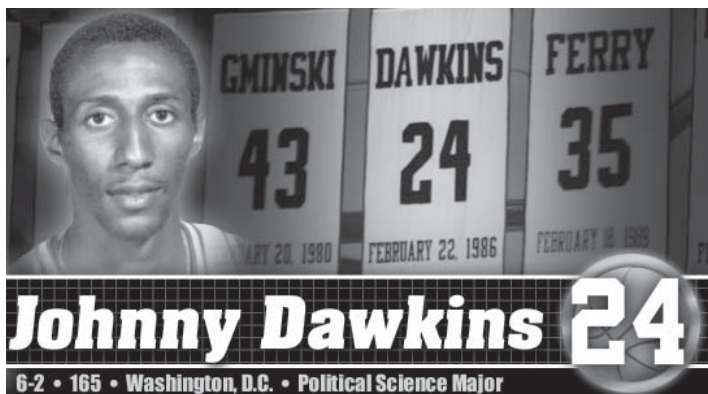


Shane Battier began his career at Duke with a solid freshman season as an ACC All-Freshman Team selection, averaging 7.6 points and 6.4 rebounds per game in 1997-98. By his sophomore year, Battier was proving to be an outstanding defensive player, earning his first of an eventual three NABC National Defensive Player of the Year awards. Battier helped lead the 1999 Blue Devils to the NCAA Championship game and a 37-2 record, making them the number one team in the final AP poll. The honors kept mounting in Battier's junior year. In addition to the NABC Co-Defensive Player of the Year award, he earned second team All-America, first team All-ACC, first team All-ACC Tournament and first team Academic All-America honors. He led Duke in scoring (17.4 ppg), blocked shots (70) and three-point percentage (.444). Battier's outstanding career at Duke was capped with a national championship in 2001 along with the ACC regular season title and the ACC Tournament title. As a senior in 2000-01, Battier averaged 19.9 points, 7.3 rebounds, 2.3 blocks, 2.1 steals and 1.8 assists. He was named the 2001 consensus National Player of the Year, NABC National Defensive Player of the Year, first team All-America, Verizon Academic All-America, Final Four Most Outstanding Player, ACC Co-Player of the Year, ACC Tournament Most Valuable Player, first team All-ACC and ACC All-Defensive Team. Battier was the sixth pick in the 2001 NBA Draft and was named to the 2002 NBA All-Rookie Team.

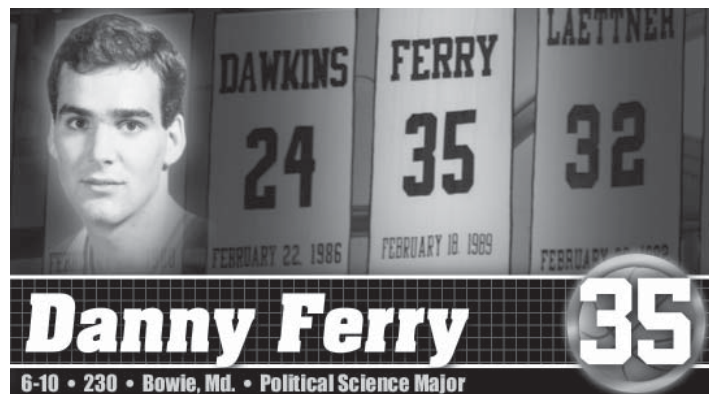
## Battier's Career Statistics

Year	G	FG-FGA	Pct	FT-FTA	Pct	Reb-Avg	Pts-Avg
1997-98	36	96-178	.539	79-108	.731	230-6.4	275-7.6
1998-99	37	114-209	.545	71-98	.724	180-4.9	338-9.1
1999-00	34	190-383	.496	134-164	.817	192-5.6	593-17.4
2000-01	39	251-533	.471	152-191	.796	285-7.3	778-19.9
Totals	146	651-1303	.500	436-561	.777	887-6.1	1984-13.6





Johnny Dawkins was part of the freshman class that would be the beginning of modern Duke basketball. Dawkins was a Freshman All-America and second team All-ACC selection in 1983, scoring in double figures in 27 of 28 games. As a sophomore, Dawkins averaged 19.4 points per game and was selected to the second team All-ACC and first team All-ACC Tournament. Dawkins earned first team All-America and first team All-ACC honors as a junior, averaging 18.8 points per game and was the team MVP for the third year in a row. As a senior in 1985-86, Dawkins led the team to a 37-3 record and the NCAA Championship game as well as the Big Apple NIT title, ACC regular season title, and ACC Tournament title. He was named the National Player of the Year, East Regional MVP, All-Final Four, first team All-America, first team All-ACC and ACC Tournament MVP. He led Duke in scoring for four consecutive years. Duke's second all-time leading scorer, Dawkins amassed 2,556 points in his career as a Blue Devil. He is Duke's all-time leader in field goals made and field goals attempted. He was the 10<sup>th</sup> pick overall in the 1986 NBA Draft and played in the NBA from 1986-95. He was on the Duke coaching staff for 11 years and is currently the head coach at Stanford University.



As a freshman in 1985-86, Danny Ferry was an integral part of the record-setting Blue Devil team that was 37-3 and made it to the National Championship game as well as winning the ACC Championship. By Ferry's sophomore season, he led Duke in scoring, rebounds and assists, earning him second team All-ACC honors. As a junior, Ferry had a 19.1 points per game scoring average and led the team in scoring, rebounding, minutes, free throw percentage and blocked shots. His junior season he was first team All-America, a National Player of the Year finalist, ACC Player of the Year, winner of the McKeelin Award for the ACC's top athlete, MVP of the ACC Tournament and the NCAA East Regional and was first team All-ACC. In Ferry's senior year, he helped his team advance to the Final Four and led the ACC with a 22.6 scoring average. Among the numerous accolades he earned his senior year were: National Player of the Year, first team All-America, ACC Player of the Year, winner of the McKeelin Award, MVP of the East Regional and USA Today Collegiate Achiever of the Year. He was the first player in ACC history to compile 2,000 points, 1,000 rebounds and 500 assists. Ferry was the number two pick in the 1989 NBA Draft and he played in the NBA from 1990-2003, winning the NBA championship in 2003 with the San Antonio Spurs.

Dawkins' Career Statistics						
Year	G	FG-FGA	Pct	FT-FTA	Pct	Pts-Avg
1982-83	28	207-414	.500	73-107	.682	115-4.1
1983-84	34	263-547	.481	133-160	.831	138-4.1
1984-85	31	225-455	.495	132-166	.795	141-4.5
1985-86	40	331-603	.549	147-181	.812	142-3.6
Totals	133	1026-2019	.508	485-614	.789	536-4.0

Ferry's Career Statistics						
Year	G	FG-FGA	Pct	FT-FTA	Pct	Pts-Avg
1985-86	40	91-198	.460	54-86	.628	221-5.5
1986-87	33	172-383	.449	92-109	.844	256-7.8
1987-88	35	247-519	.476	135-163	.828	266-7.6
1988-89	35	300-575	.522	146-193	.756	260-7.4
Totals	143	810-1675	.484	427-551	.775	1003-7.0



## Mike Gminski 43

6-11 • 240 • Monroe, Conn. • History Major

Mike Gminski got off to a huge start as a freshman Blue Devil, averaging 15.3 points and 10.7 rebounds per game and subsequently being named ACC Co-Rookie of the Year in 1977. His sophomore year, Gminski led Duke to the ACC Championship and the NCAA Championship game. Gminski averaged 20 points and 10 rebounds per game on his way to earning first team All-ACC, All-NCAA Final Four, All-East Regional and CoSIDA Academic All-America. In Gminski's junior season, he was named ACC Player of the Year, first team CoSIDA Academic All-America and team Co-MVP along with Jim Spanarkel. Gminski averaged 18.8 points per game and 9.2 rebounds as the Blue Devils claimed a first-place tie in the ACC. In Gminski's senior year, he was a first team All-America selection and averaged 21.3 points and 10.9 rebounds per game. For the third time, Gminski was All-ACC and was named to the All-ACC Tournament first team. His senior year of 1979-80, Gminski was also named to the CoSIDA Academic All-America team for the third time and was the Big Four Tournament MVP. He finished his career at Duke with 2,323 points, 1,242 rebounds and 345 blocked shots. He ranks second on Duke's all-time rebounds and blocked shots list and is fourth on Duke's career scoring chart. In 2006, he was named to the CoSIDA Academic All-America Hall of Fame. Gminski was the number seven pick in the 1980 NBA Draft and played 14 years in the NBA with New Jersey, Philadelphia, Charlotte and Milwaukee.



## Dick Groat 10

6-0 • 180 • Swissvale, Pa. • History Major

As a sophomore in 1949-50, Dick Groat was second team All-Southern Conference, averaging 14.5 points per game. By his junior season of 1950-51, Groat was named the Most Valuable Player of the Southern Conference Tournament and won the McKeivin Award for the Southern Conference Athlete of the Year. He made several All-America squads and was an all-state selection as well. In his junior year, Groat scored a national record of 831 points. He also set the national free throw record with 261. Groat's senior year of 1951-52 was marked by even more prestigious honors as he was named the National Player of the Year and once again the recipient of the McKeivin Award. Additionally, Groat was a first team All-America selection on the baseball diamond and he led the Blue Devils to their first College World Series appearance. After graduating from Duke, Groat was a first-round draft pick in the 1952 NBA Draft. A two-time All-America, All-Big South and All-Big Four selection in baseball, Groat went on to play 14 years in Major League Baseball. He was a three-time All-Star with the Pittsburgh Pirates and the St. Louis Cardinals and was named the National League MVP in 1960 with a league-leading .325 batting average as the Pirates won the World Series. He also won a second world title with the Cardinals in 1964. Groat became the first Blue Devil to have his jersey retired on May 1, 1952.

**Gminski's Career Statistics**

Year	G	FG-FGA	Pct	FT-FTA	Pct	Reb-Avg	Pts-Avg
1976-77	27	175-340	.515	64-91	.703	289-10.7	414-15.3
1977-78	32	246-450	.547	148-176	.841	319-10.0	640-20.0
1978-79	30	218-420	.519	129-177	.729	275-9.2	565-18.8
1979-80	33	262-487	.538	180-214	.841	359-10.9	704-21.3
<b>Totals</b>	<b>122</b>	<b>901-1697</b>	<b>53.0</b>	<b>521-658</b>	<b>.791</b>	<b>1242-10.1</b>	<b>2323-19.0</b>

**Groat's Career Statistics**

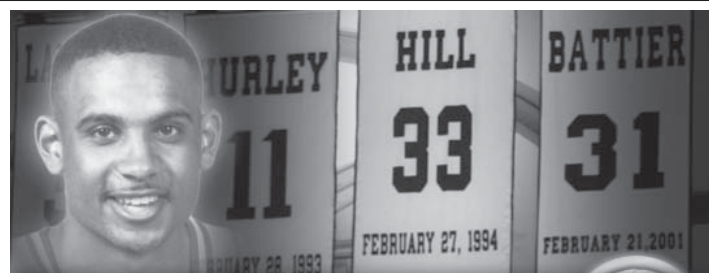
Year	G	FG-FGA	Pct	FT-FTA	Pct	Reb-Avg	Pts-Avg
1949-50	19	109-256	.426	57-98	.582	NA	275-14.5
1950-51	33	285-713	.400	261-331	.789	NA	831-25.2
1951-52	30	288-700	.411	204-281	.726	229-7.6	780-26.0
<b>Totals</b>	<b>82</b>	<b>682-1669</b>	<b>.409</b>	<b>522-710</b>	<b>.735</b>	<b>NA</b>	<b>1886-23.0</b>



**Art Heyman** **25**

6-5 • 205 • Rockville Center, N.Y. • History Major

Art Heyman immediately made a huge impact at Duke as a freshman in 1959-60, averaging more than 30 points per game and recording a single-game high of 47 points. As a co-captain his sophomore year, Heyman earned All-America honors and was the nation's number eight scorer with a 25.2 scoring average. He also averaged 10.9 rebounds per game and led Duke in nearly every statistical category in 1960-61. Once again an All-America selection as a junior in 1962, Heyman averaged 25.3 points and 11.2 rebounds per game. After leading the Blue Devils in nearly every statistical category, Heyman was a near unanimous selection on the All-ACC first team. As a senior in 1962-63, Heyman left his mark on Duke by helping the team earn its first trip to the Final Four. Heyman was the 1963 ACC Player of the Year and ACC Tournament MVP as his team captured the ACC Championship. For the third year in a row, Heyman earned All-America honors along with being named the National Player of the Year. He scored 29 points and pulled down 12 rebounds in the NCAA semifinals against Loyola and was named Most Outstanding Player at the Final Four. Heyman's 25.1 scoring average ranks first in Duke's career record book. After graduating from Duke, Heyman was the top player taken in the 1963 NBA Draft.



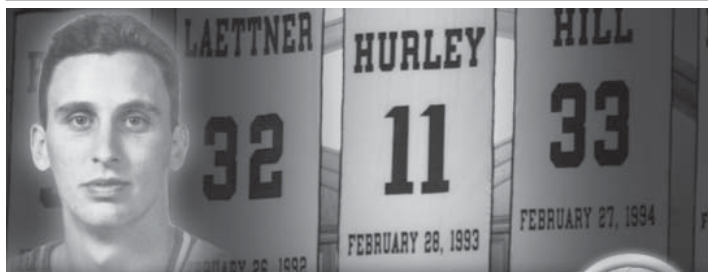
**Grant Hill** **33**

6-8 • 225 • Reston, Va. • Political Science Major

Grant Hill got off to a solid start as a freshman, earning Freshman All-America, ACC All-Freshman and second team All-ACC Tournament honors playing on Duke's first national championship team in 1990-91. Hill's sophomore season was once again marked by being a part of the national championship team that was the top-ranked squad in the country from start to finish. He averaged 14.0 points, 5.7 rebounds and 3.7 assists on his way to earning second team All-America honors by UPI, honorable mention All-America accolades by the Associated Press, All-Final Four, second team All-ACC, Basketball Times All-Region and USBWA All-District honors in 1992. In Hill's junior year, he averaged 18.0 points and 6.4 rebounds per game. He was awarded the Henry Iba Corinthian Award for the nation's top defender as well as being named second team All-America by UPI and USBWA, third team All-America by AP and first team All-ACC. In 1994, Hill's senior season, he led the Blue Devils back to the Final Four and averaged 17.4 points and 6.9 rebounds per game. He became the first player in ACC history to have more than 1,900 points, 700 rebounds, 400 assists, 200 steals and 100 blocked shots. Hill was first team All-America, Street & Smith's National Player of the Year, a finalist for the Wooden Award, Naismith Award and RCA/USBWA Award given to the National Player of the Year. Hill also garnered ACC Player of the Year, Southeast Regional MVP and All Final-Four honors on his way to being the number three pick in the 1994 NBA Draft. Hill, the 1995 co-winner of the NBA Rookie of the Year Award, is a five-time NBA All-Star.

Heyman's Career Statistics							
Year	G	FG-FGA	Pct	FT-FTA	Pct	Reb-Avg	Pts-Avg
1960-61	25	229-488	.469	171-263	.650	272-10.9	629-25.2
1961-62	24	219-506	.433	170-276	.616	269-11.2	608-25.3
1962-63	30	265-586	.452	217-314	.691	324-10.8	747-24.9
Totals	79	713-1580	.451	558-853	.654	865-10.9	1984-25.1

Hill's Career Statistics							
Year	G	FG-FGA	Pct	FT-FTA	Pct	Reb-Avg	Pts-Avg
1990-91	36	160-310	.516	81-133	.609	183-5.1	402-11.2
1991-92	33	182-298	.611	99-135	.733	187-5.7	463-14.0
1992-93	26	185-320	.578	94-126	.746	166-6.4	468-18.0
1993-94	34	218-472	.462	116-165	.703	233-6.9	591-17.4
Totals	129	745-1400	.532	390-559	.698	769-6.0	1924-14.9



## Bobby Hurley

6-2 • 165 • Jersey City, N.J. • Political Science Major

Bobby Hurley made an immediate impact on Duke as a freshman, starting in all 38 games as the Blue Devils advanced to the 1990 Final Four. In his first year he was named first team Freshman All-America by Basketball Times and honorable mention All-America by The Sporting News. In Hurley's sophomore season of 1990-91, the Blue Devils captured the ACC title and their first national championship and Hurley earned honorable mention All-America accolades by AP. Hurley was named All-Final Four, third team All-ACC and Midwest Regional MVP. In 1991-92, Hurley's junior year, Duke went 34-2 and once again won the national championship along with the ACC regular season title and the ACC Tournament Championship. Hurley averaged 13.2 points and 7.6 assists as he was named NABC first team All-America and a National Player of the Year finalist. He was also the MVP of the Final Four, third team All-America by AP and UPI, second team All-ACC, first team All-ACC Tournament and All-East Regional. Hurley was named consensus first team All-America, first team All-ACC and was a finalist for the Wooden Award given to the National Player of the Year as a senior in 1992-93. He averaged 17.0 points and 8.2 assists and set the NCAA career assists record with 1,076. Hurley's 264 three-pointers set the school record and still rank fourth all-time at Duke. Hurley also set the school record for assists in a season with 289 as a sophomore and holds the top three single-season assist marks at Duke. Hurley was the number seven pick in the 1993 NBA Draft. He had a five-year NBA career with Sacramento and Vancouver.



## Christian Laettner

6-11 • 235 • Angola, N.Y. • Sociology Major

Christian Laettner has become a name synonymous with success, as he was part of four Duke Final Four teams. As a freshman in 1988-89, he averaged 8.9 points per game and was named All-East Regional and second team All-ACC Tournament. In Laettner's sophomore season of 1989-90, he averaged 16.3 points and 9.6 rebounds and was named third team All-America, second team All-ACC and MVP of the East Regional. The third trip was the charm for Laettner as the 1991 team captured Duke's first National Championship. Laettner's awards mounted his junior year as he was named second team All-America, MVP of the Final Four, the McKevlin Award winner for ACC Athlete of the Year, first team All-ACC and All-Midwest Regional. Laettner averaged 19.8 points, 8.7 rebounds, had 75 steals, 44 blocked shots and a 57.5 field goal percentage. As a senior in 1991-92, Laettner once again helped lead the Blue Devils to the National Championship, the ACC regular season title and the ACC Tournament Championship as the squad compiled a 34-2 record and managed to hold the No. 1 position in the national rankings every week of the season. Laettner was the National Player of the Year, ACC Player of the Year, ACC Athlete of the Year, ACC Tournament MVP and MVP of the East Regional. With 2,460 points and 1,149 rebounds during his collegiate career, Laettner ranks third in both categories in the Duke record books. His 713 free throws made at Duke are a school record. Laettner was the third player taken in the 1992 NBA Draft and played 12 seasons in the NBA.

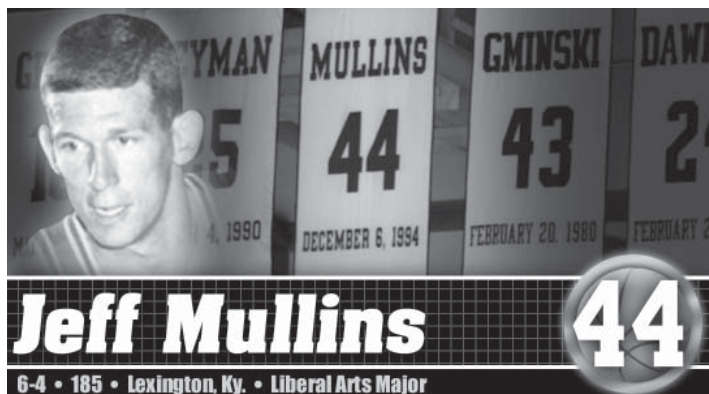
### Hurley's Career Statistics

Year	G	FG-FGA	Pct	FT-FTA	Pct	Reb-Avg	Pts-Avg
1989-90	38	92-262	.351	110-143	.769	68-1.8	335-8.8
1990-91	39	141-333	.423	83-114	.728	93-2.4	441-11.3
1991-92	31	123-284	.433	105-133	.789	61-2.0	410-13.2
1992-93	32	157-373	.421	143-178	.803	84-2.6	545-17.0
Totals	140	513-1252	.410	441-568	.776	306-2.2	1731-12.4

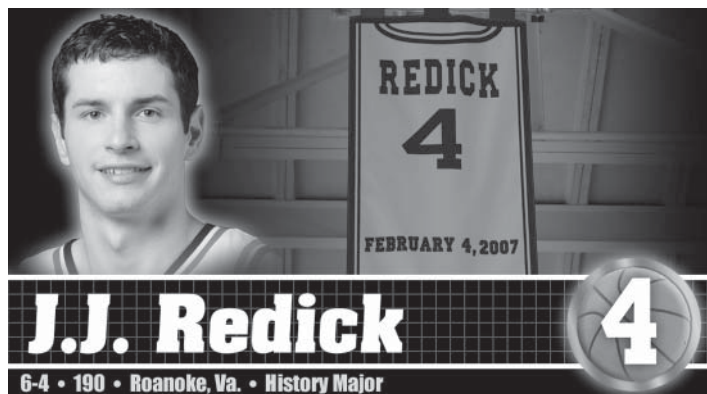
### Laettner's Career Statistics

Year	G	FG-FGA	Pct	FT-FTA	Pct	Reb-Avg	Pts-Avg
1988-89	36	115-159	.723	88-121	.727	170-4.7	319-8.9
1989-90	38	194-380	.511	225-269	.836	364-9.6	619-16.3
1990-91	39	271-471	.575	211-263	.802	340-8.7	771-19.8
1991-92	35	254-442	.575	189-232	.815	275-7.9	751-21.5
Totals	148	834-1452	.574	713-885	.806	1149-7.8	2460-16.6





Jeff Mullins came to Duke as a high school All-America honoree from Lexington, Ky. As early as his freshman season, Mullins was putting up big numbers for the Blue Devils, averaging a team-high 24.6 points per game in 1960-61. Mullins' sophomore season culminated with All-ACC and All-Tournament team honors after he averaged 21.0 points and 10.4 rebounds per game while shooting 51.4 percent from the floor. In his junior year of 1962-63, Mullins, along with Art Heyman, led the Blue Devils to Duke's first Final Four. Mullins was an All-America honoree and was selected to both the All-ACC and All-Tournament teams. He averaged 20.3 points on 54.9 percent field goal shooting and pulled down 8.0 rebounds per game. Mullins was once again an All-America selection as a senior in 1964 after leading Duke to the Final Four for the second straight year. He averaged 24.2 points and 8.9 rebounds per game and earned ACC Player of the Year as well as ACC Tournament MVP accolades. Mullins also received the McKeelin Award, given to the ACC Athlete of the Year. Mullins is fourth on Duke's career scoring average list with 21.9 points per game from 1962-64. Mullins finished his Blue Devil career with 1,884 points and went on to play on the gold medal-winning 1964 U.S. Olympic basketball team. He became a five-time NBA All-Star and as a member of the 1975 Golden State team, was the first Duke player to be a part of a NBA championship team.



J.J. Redick entered Duke as a McDonald's All-America and with a reputation as one of the best pure shooters in the game. He closed his career as the leading scorer in ACC history with 2,769 career points (16th in NCAA history) and the NCAA record holder with 457 three-point field goals made. Redick, a two-time National and ACC Player of the Year, also ranked second among the NCAA's all-time leaders in free throw percentage (.912). During his freshman campaign, Redick averaged 15.0 points per game en route to third team All-ACC honors. He claimed third team All-America honors and led Duke to a 31-6 record and a trip to the 2004 Final Four by averaging 15.9 points as a sophomore. Redick shot an ACC-best 95.3 percent (143-of-150) from the free throw line, including a conference-record 54 consecutive made free throws. Redick took his game to new heights in 2004-05, averaging an ACC-best 21.8 points while earning unanimous first team All-America and ACC Player of the Year accolades. Redick also claimed the 2005 Rupp Award after reaching double-figures in scoring 31 times, including 21 games with 20 or more points. As a senior, Redick recorded the most prolific scoring season in school history and became the second Duke player and only the eighth overall in college basketball history to repeat as National Player of the Year. He also repeated as a first team All-America (unanimous selection) and as the ACC Player of the Year. The Roanoke, Va., native led the ACC and finished second in the NCAA in scoring at 26.8 points per game, while shooting 47.0 percent (302-of-643) from the field and 42.1 percent (139-of-330) from three-point range. He scored in double-figures in all 36 games, including 28 games with 20+ points, 14 games with 30+ points and three 40+ point games. Redick also claimed the James E. Sullivan Award as the nation's top amateur athlete following his senior campaign.

Mullins' Career Statistics

Year	G	FG-FGA	Pct	FT-FTA	Pct	Reb-Avg	Pts-Avg
1961-62	25	214-416	.515	98-138	.710	259-10.4	526-21.0
1962-63	30	256-466	.549	96-131	.733	241-8.0	608-20.3
1963-64	31	300-613	.489	150-183	.820	276-8.9	750-24.2
Totals	86	770-1495	.515	344-452	.761	776- 9.0	1884-21.9

Redick's Career Statistics

Year	G	FG-FGA	Pct	FT-FTA	Pct	Reb-Avg	Pts-Avg
2002-03	33	149-361	.413	102-111	.919	81-2.5	495-15.0
2003-04	37	172-407	.423	143-150	.953	115-3.1	589-15.9
2004-05	33	202-495	.408	196-209	.938	108-3.3	721-21.8
2005-06	36	302-643	.470	221-256	.863	71-2.0	964-26.8
Totals	139	825-1906	.433	662-726	.912	375-2.7	2769-19.9



## Jason Williams 22

6-2 • 195 • Plainfield, N.J. • Sociology Major

Jason Williams entered Duke as a McDonald's All-America and the winner of the Morgan Wootten Award, given to the top prep player in the nation. Williams was a starter from his very first game and ended his first year as The Sporting News National Freshman of the Year in 2000. In his freshman year, Williams averaged 14.5 points, 4.2 rebounds, 6.5 assists and 2.4 steals per game. He also collected ACC Tournament Most Valuable Player, Basketball Times first team Freshman All-America and Associated Press ACC All-Freshman team honors. As a sophomore in 2000-01, Williams helped lead the Blue Devils to their third national championship and had Duke's second highest season points total with 841. Williams was named the National Player of the Year by the NABC and Point Guard of the Year by ESPN. He was an All-Final Four team, unanimous first team All-ACC, first team ACC All-Tournament and first team All-America selection as well as a finalist for both the Wooden and Naismith Awards. The accolades continued to mount for Williams in his third and final season as a Blue Devil. Williams received the Naismith and Wooden Awards for National Player of the Year and was also named Player of the Year by AP, Basketball Times, NABC, The Sporting News, USBWA, CBS Sportsline, ESPN the Magazine, ESPN.com and collegeinsider.com. Williams was selected to the first team All-ACC and the first team All-ACC Tournament and ended his collegiate career with 2,079 points, 644 assists, 313 three-point field goals and 235 steals. Williams was a starter in all 108 games from 2000-2002 and was the second overall pick in the 2002 NBA Draft.



## Sheldon Williams 23

6-9 • 250 • Forest Park, Okla. • Sociology Major

Sheldon Williams arrived at Duke with the nickname 'The Landlord' and lived up to the moniker by controlling the lane for four seasons as a Blue Devil. As a freshman, Williams averaged 8.2 points, 5.9 rebounds and 1.6 blocks per game, while earning ACC All-Freshman honorable mention honors. In 2003-04, Williams' number grew to 12.6 points, 8.5 rebounds and 3.0 blocks as he helped guide Duke to the Final Four. He also received several All-America and second team All-ACC accolades as a sophomore. As a junior, Williams became the first player on a Mike Krzyzewski team to average a double-double (15.5 points & 11.2 rebounds). He also registered a Duke record 122 blocks, while earning NABC National Defensive Player of the Year honors. Williams claimed NABC National DPOY honors for the second straight year and set Duke records for career blocked shots and rebounds as a senior. Williams, a consensus first team All-America in 2006, finished third in the league in scoring at 18.8 points per game and became the 11th player in ACC history (first Blue Devil) to lead the conference in rebounding (10.7) in back-to-back years. Williams blocked four shots on Jan. 18, 2006 against N.C. State to become Duke's all-time blocked shots leader (moving past Mike Gminski). The Forest Park, Okla., native grabbed 14 rebounds against George Washington on March 18, 2006 to pass Gminski as the leading rebounder in Duke history. Williams also became just the third Blue Devil to register a triple-double on Jan. 11, 2006 against Maryland when he finished with 19 points, 11 rebounds and 10 blocks against the Terrapins. Williams closed his career at Duke first in rebounding (1,262 - sixth in ACC history) and blocked shots (422 - fifth in ACC history), fifth in field goal percentage (.572) and 13th in points (1,928). He also became the first player in NCAA history to register 1,750 points, 1,250 rebounds, 400 blocks and 150 steals in a career.

### Williams' Career Statistics

Year	G	FG-FGA	Pct	FT-FTA	Pct	Reb-Avg	Pts-Avg
1999-00	34	179-427	.419	61-89	.685	143-4.2	492-14.5
2000-01	39	285-603	.473	139-211	.659	128-3.3	841-21.6
2001-02	35	249-545	.457	140-207	.676	124-3.5	746-21.3
Totals	108	713-1575	.453	340-507	.671	395-3.7	2079-19.3

### Williams' Career Statistics

Year	G	FG-FGA	Pct	FT-FTA	Pct	Reb-Avg	Pts-Avg
2002-03	33	95-184	.516	80-128	.625	195-5.9	270-8.2
2003-04	37	164-280	.586	138-200	.690	314-8.5	468-12.6
2004-05	33	191-328	.582	131-198	.662	369-11.2	513-15.5
2005-06	36	237-410	.578	201-270	.744	384-10.7	677-18.8
Totals	139	687-1202	.572	550-796	.691	1262-9.1	1928-13.9

# TRADITION

<b>0</b>	Austin Rivers	<b>13</b>	Rodney Hood◀ Michael Gbinije Olek Czyz Nick Sutton Lee Melchionni Andy Means J.D. Simpson Taymon Domzalski Joe Cook Brent Kitching Don Miller Tony Buhowsky Herky Lamley	<b>26</b>	Don Sims Jake Tarr Charlie Driesell C.B. Johnson Bob Strauss	<b>39</b>	Jim Spanier Bob Cook Judge Carr Tim Teer Buzzy Harrison Fred Cox Doug Kistler Jack Kalbfus Fred Shabel Rod Boyce	<b>52</b>	Cherokee Parks Phil Henderson Todd Anderson Scott Goetsch Pete Kramer Jeff Mullins▲ Doug Ausbon Richard Gilbert Ray Spuhler
<b>1</b>	Kyrie Irving	<b>14</b>	Rasheed Sulaimon◀ David McClure Nate James Kenney Brown Quin Snyder Vince Crump Chip Engelland Rob Hardy Willie Hodge Bill Zimmer Scott Williamson Jerry Robertson Don Tobin Kes Deimling Ceep Youmans	<b>27</b>	Seth Curry◀ Jon Scheyer Joe Pagliuca Reggie Love Dahntay Jones Andy Borman J.D. Simpson Tony Moore Alaa Abdelnaby Jim Suddath Rob Hardy Rick Mainwaring William Hannon Robby West Buzzy Harrison John Frye Bobby Joe Harris Joe Belmont	<b>40</b>	Danny Ferry▲ Cameron Hall Phil McLeod Stu Yarbrough Phil Allen Buzz Mewhort George Barrett Ronnie Mayer	<b>53</b>	Joe Pagliuca Eric Boateng Joe Pagliuca Mark Causey Clay Buckley Dan Meagher Ted Mann Jr. Sammy Rothbaum Eddie Shokes Charles Kunkle
<b>2</b>	Quinn Cook◀ Nolan Smith Josh McRoberts Luol Deng Andre Buckner	<b>15</b>	Josh Hairston◀ Gerald Henderson Sean Dockery Andre Buckner Ryan Caldwell Todd Singleton Bruce Bell Pat Doughy Bob Riedy Burton Fitts Fred Kast Paul Schmidt Jim Rogers Rudy D'Emilio John Engberg Bill Armour	<b>28</b>	Shane Battier▲ Justin Caldbeck Stan Brunson Kevin Strickland Mike Tissaw Randy Denton Tim Kolodziej Hack Tison Doug Albright Hayes Clement Bill Reigel Bill Fleming Jack Lasseter	<b>41</b>	Marshall Plumlee◀ Griffin Tormey Ross Perkins Andy Borman Taymon Domzalski Weldon Williams Neil Chinault Steve Litz Joe Kennedy Tom Gebbie Jay Beal Bucky Allen Sammy Rothbaum Wright Hollingsworth Cedric Loftis John Heath	<b>54</b>	Tom Novick Michael Thompson Corey Maggette Rey Essex Alan Shaw Glen Smiley Wes Skibsted Bob Gantt Jim Bowman Albert Herrick
<b>3</b>	Tyler Thornton◀ Greg Paulus Nick Horvath Justin Caldbeck Ricky Price Marty Clark Phil Henderson	<b>16</b>	Andre Dawkins◀ Elliot Williams Taylor King Casey Sanders D. Bryant Mike Chappell Chris Collins Gene Banks Dave O'Connell Larry Saunders Dave Golden Denny Ferguson Jack Mullen Larry Bateman Dick Rosenthal Bernie Janicki Jim Kulpan Buck Cheek Bill Fleming Pat Lyons	<b>29</b>	Christian Laettner▲ Mark Alarie Geoff Northrup Ron Righter Brad Evans Jim Liccardo Merrill Morgan Bob Lakata Charlie Driesell Carl Glasgow Lloyd Caudle	<b>42</b>	Jordan Davidson Patrick Davidson Matt Christensen Jon Goodman Allen Williams Ray Kuhlmeier Doug Kistler Tom Peters Irving Gray Kenny Turner Bill Parsons	<b>55</b>	David Mayer Steve Johnson Patrick Johnson Martin Nessley Dave Elmer Cy Valasek Ken Podger
<b>4</b>	J.J. Redick▲ Carlos Boozer Roshown McLeod Kenny Blakeney Tommy Amaker Bernard Pergram	<b>17</b>	Johnny Dawkins▲ Harold Morrison Kevin Billerman Jeff Dawson Jack Marin John Cantwell Marty Joyce Jim Newcome Tom Blackburn Don Cashman Dick Johnson Peter Johnson Wes Skibsted	<b>30</b>	Grant Hill▲ John Smith Jay Bryan Kenny Dennard Randy Abernathy Doug Jackson Steve Vacendak Bob Jamieson Larry Bateman Jim Newcome Junior Morgan Dick Crowder	<b>43</b>	Lance Thomas Shavlik Randolph Reggie Love Elton Brand Joey Beard George Burgin Ned Franke Bob Fleischer Don Blackman Mike Lewis Fred Cox Hal Turner Garland Loftis Bill Flentye Billy Huiskamp	<b>56</b>	Casey Peters Andy Means George Moses Chris Redding Fred Lind Glenn Price Ace Parker
<b>5</b>	Mason Plumlee◀ Martynas Pocius Daniel Ewing Ryan Caldbeck William Avery Jeff Capel Ron Burt Billy McCaffrey Larry Ashley Bob Duff	<b>18</b>	Thomas Hill Greg Wendt Mark Crow Gary Melchionni Art Heyman▲ Bob Wayand Joe Marcovechio	<b>31</b>	Ryan Kelly◀ Jamal Boykin Mike Dunleavy Chris Burgess Carmen Wallace Crawford Palmer Dave Colonna Bill Jackman Loel Payne	<b>44</b>	Mike Gminski▲ Terry Chili John Posen Bill Ulrich Ed Koffenberger Harry Harner Bill Mock	<b>57</b>	Brian Zoubek Greg Newton Billy King Allen Williams Ron Herbster Chuck Holley
<b>6</b>	Kevin Durant	<b>19</b>	Amile Jefferson◀ Miles Plumlee DeMarcus Nelson Chris Duhon Trajan Langdon	<b>32</b>	Ryan Kelly◀ Jamal Boykin Mike Dunleavy Chris Burgess Carmen Wallace Crawford Palmer Dave Colonna Bill Jackman Loel Payne	<b>45</b>	Tom Novick Michael Thompson Corey Maggette Rey Essex Alan Shaw Glen Smiley Wes Skibsted Bob Gantt Jim Bowman Albert Herrick	<b>58</b>	David Mayer Steve Johnson Patrick Johnson Martin Nessley Dave Elmer Cy Valasek Ken Podger
<b>7</b>	Dwight Howard	<b>20</b>	Andre Dawkins◀ Elliot Williams Taylor King Casey Sanders D. Bryant Mike Chappell Chris Collins Gene Banks Dave O'Connell Larry Saunders Dave Golden Denny Ferguson Jack Mullen Larry Bateman Dick Rosenthal Bernie Janicki Jim Kulpan Buck Cheek Bill Fleming Pat Lyons	<b>33</b>	Grant Hill▲ John Smith Jay Bryan Kenny Dennard Randy Abernathy Doug Jackson Steve Vacendak Bob Jamieson Larry Bateman Jim Newcome Junior Morgan Dick Crowder	<b>46</b>	Lance Thomas Shavlik Randolph Reggie Love Elton Brand Joey Beard George Burgin Ned Franke Bob Fleischer Don Blackman Mike Lewis Fred Cox Hal Turner Garland Loftis Bill Flentye Billy Huiskamp	<b>59</b>	Casey Peters Andy Means George Moses Chris Redding Fred Lind Glenn Price Ace Parker
<b>8</b>	Kevin Durant	<b>21</b>	Amile Jefferson◀ Miles Plumlee DeMarcus Nelson Chris Duhon Trajan Langdon	<b>34</b>	Ryan Kelly◀ Jamal Boykin Mike Dunleavy Chris Burgess Carmen Wallace Crawford Palmer Dave Colonna Bill Jackman Loel Payne	<b>47</b>	Lance Thomas Shavlik Randolph Reggie Love Elton Brand Joey Beard George Burgin Ned Franke Bob Fleischer Don Blackman Mike Lewis Fred Cox Hal Turner Garland Loftis Bill Flentye Billy Huiskamp	<b>60</b>	Casey Peters Andy Means George Moses Chris Redding Fred Lind Glenn Price Ace Parker
<b>9</b>	Kevin Durant	<b>22</b>	Jason Williams▲ Jay Heaps Greg Koubek Andy Berndt Tom Emma John Harrell Paul Fox Rick Katherman Rob Wendelin Bob Riedy Jay Buckley Bill Watson Bobby Joe Harris Tom Blackburn Marv Decker Dayton Allen Scotty York	<b>35</b>	Seth Curry◀ Jon Scheyer Joe Pagliuca Reggie Love Dahntay Jones Andy Borman J.D. Simpson Tony Moore Alaa Abdelnaby Jim Suddath Rob Hardy Rick Mainwaring William Hannon Robby West Buzzy Harrison John Frye Bobby Joe Harris Joe Belmont	<b>48</b>	Danny Ferry▲ Cameron Hall Phil McLeod Stu Yarbrough Phil Allen Buzz Mewhort George Barrett Ronnie Mayer	<b>61</b>	Casey Peters Andy Means George Moses Chris Redding Fred Lind Glenn Price Ace Parker
<b>10</b>	Dick Groat▲ Doug Ausbon	<b>23</b>	Shelden Williams▲ Chris Carrawell Brian Davis Richard Ford Larry Linney Steve Gray Bill Suk C.B. Claiborne Dick Warren Elliott McBride Ray Cox Carroll Youngkin Don Miller Marty Doherty Dick Latimer Buck Simmons	<b>36</b>	Seth Curry◀ Jon Scheyer Joe Pagliuca Reggie Love Dahntay Jones Andy Borman J.D. Simpson Tony Moore Alaa Abdelnaby Jim Suddath Rob Hardy Rick Mainwaring William Hannon Robby West Buzzy Harrison John Frye Bobby Joe Harris Joe Belmont	<b>49</b>	Marshall Plumlee◀ Griffin Tormey Ross Perkins Andy Borman Taymon Domzalski Weldon Williams Neil Chinault Steve Litz Joe Kennedy Tom Gebbie Jay Beal Bucky Allen Sammy Rothbaum Wright Hollingsworth Cedric Loftis John Heath	<b>62</b>	Casey Peters Andy Means George Moses Chris Redding Fred Lind Glenn Price Ace Parker
<b>11</b>	Bobby Hurley▲ Doug McNeely Jim Corrigan Rick Gomez Edgar Burch Zeno Edwards Bob Verga Fred Schmidt Johnny Morris Bob Vernon Don Cashman Dick Brewer Tom Peters Bill Downing Dave Scarborough	<b>24</b>	Johnny Dawkins▲ Harold Morrison Kevin Billerman Jeff Dawson Jack Marin John Cantwell Marty Joyce Jim Newcome Tom Blackburn Don Cashman Dick Johnson Peter Johnson Wes Skibsted	<b>37</b>	Seth Curry◀ Jon Scheyer Joe Pagliuca Reggie Love Dahntay Jones Andy Borman J.D. Simpson Tony Moore Alaa Abdelnaby Jim Suddath Rob Hardy Rick Mainwaring William Hannon Robby West Buzzy Harrison John Frye Bobby Joe Harris Joe Belmont	<b>50</b>	Marshall Plumlee◀ Griffin Tormey Ross Perkins Andy Borman Taymon Domzalski Weldon Williams Neil Chinault Steve Litz Joe Kennedy Tom Gebbie Jay Beal Bucky Allen Sammy Rothbaum Wright Hollingsworth Cedric Loftis John Heath	<b>63</b>	Casey Peters Andy Means George Moses Chris Redding Fred Lind Glenn Price Ace Parker
<b>12</b>	Alex Murphy◀ Kyle Singler Jordan Davidson Andre Sweet Steve Wojciechowski Thomas Hill David Henderson Vince Taylor Tate Armstrong Richie O'Connor Tony Barone Frank Harscher Jack Boyd Bob Thuemmel Don Cashman Bill Martin Scotty York	<b>25</b>	Thomas Hill Greg Wendt Mark Crow Gary Melchionni Art Heyman▲ Bob Wayand Joe Marcovechio	<b>38</b>	Ryan Kelly◀ Jamal Boykin Mike Dunleavy Chris Burgess Carmen Wallace Crawford Palmer Dave Colonna Bill Jackman Loel Payne	<b>51</b>	Jordan Davidson Patrick Davidson Matt Christensen Jon Goodman Allen Williams Ray Kuhlmeier Doug Kistler Tom Peters Irving Gray Kenny Turner Bill Parsons	<b>64</b>	Brian Zoubek Greg Newton Billy King Allen Williams Ron Herbster Chuck Holley

▲ Number retired  
◀ Active player



## Lettermen

## - A -

Abdelnaby, Alaa	1987-90
Alarie, Mark	1983-86
Albert, Roy	1932
Albright, Doug	1959-61
Allen, Bucky	1956-58
Allen, Dayton	1950-51
Allen, J. Clyde	1940, 42
Allen, Phil	1964-66
Amaker, Tommy	1984-87
Anderson, Todd	1982-85
Armstrong, Tate	1974-77
Ashley, Larry	1950
Ast, Christian	1991-92
Ausbon, Doug	1946-48
Avery, William	1998-99

## - B -

Bailey, William F.	1944
Balitsaris, George	1944
Banks, Eugene	1978-81
Barone, Tony	1966-68
Barrett, George	1958-59
Bateman, Larry	1958-60
Battier, Shane	1998-01
Beal, Jay	1959-61
Beall, Curtis	1944
Beard, Joey	1994
Bell, Bruce	1976-78
Bell, Sam	1933-35
Belmont, Joe	1953-56
Bender, Bob	1978-80
Bennett, C.G.	1926-28
Bergman, Russell	1937-39
Berndt, Andy	1987
Billas, Jay	1983-86
Billerman, Kevin	1973-75
Blackman, Don	1970
Blakeney, Kenny	1992-95
Bledsoe, Gene	1944
Boateng, Eric	2006
Boozer, Carlos	2000-02
Borman, Andy	2000-02, 2004
Bowman, James	1940
Boyd, Jack	1958-59
Boykin, Jamal	2006
Brand, Elton	1998-99
Brand, Joe	1945
Brickey, Robert	1987-90
Brown, Kenney	1993
Brown, Ray	1941
Brummer, George	1945
Brunson, Stan	1993-96
Bryan, Jay	1982-85
Bryant, D.	1999
Bryson, Ed	1957
Buckley, Clay	1988-91
Buckley, Dan	1945
Buckley, Jay	1962-64
Buckner, Andre	2000-03
Buhowsky, Tony	1956
Bullock, E.J.	1926
Burch, Edgar	1974
Burdette, Jeff	1972-74
Burgess, Chris	1998-99
Burgin, George	1987-89
Burt, Ron	1992
Buller, M.W.	1926-27

## - C -

Caldbeck, Justin	1997, 99
Caldbeck, Ryan	1999-01
Candler, Coke	1927-29
Cantwell, John	1960-61
Capel, Jeff	1994-97
Capelli	1931
Carrawell, Chris	1997-00
Carter, Pete	1931-32
Carver, Gordon	1943-45
Cashman, Don	1956
Causey, Mark	2002
Chapman, Warren	1966-67, 69
Chappell, Mike	1997-98
Cheek, Herbert	1935-37
Cheek, James	1946
Chili, Terry	1973-76
Chinault, Neil	1973-74
Christensen, Matt	1996, 2000-02
Claiborne, C.B.	1967-69
Clark, D.	1933
Clark, Marty	1991-94
Clark, Robert	1942
Clement, Hayes	1957-58

Coleman, Jack	1943
Colley, Nelson	1931-32
Collins, Ben	1947-49
Collins, Chris	1993-96
Colonna, Dave	1987
Connelly, Tom	1939-41
Cook, Bob	1973-74
Cook, Joe	1988, 90
Cook, Quinn	2012
Cordell, Thomas	1946
Corrigan, Jim	1980
Councilor, Harry	1928-30
Cowdrick, Tom	1941
Cox, Ray	1962-64
Crosen, Joe	1929-31
Crow, Mark	1974-77
Crowder, Dick	1950-52
Crowder, John	1945
Crump, Vince	1984
Curry, Seth	2010-12
Czyz, Olek	2009

## - D -

Davidson, Patrick	2004-05
Davidson, Jordan	2006-10
Davis, Brian	1989-92
Davis, William	1935
Dawkins, Andre	2010-12
Dawkins, Johnny	1983-86
Dawson, Jeff	1971
Decker, Marvin	1953-54
Deimling, Kes	1951-52
D'Emilio, Rudy	1952-54
Deng, Luol	2004
Dennard, Kenny	1978-81
Denton, Randy	1969-71
DeVenzio, Dick	1969-71
Dockery, Sean	2003-06
Doherty, Marty	1954-55
Domzalski, Taymon	1996-99
Doughty, Pat	1970-72
Driesel, Charles	1953-54
Duff, Bob	1948
Duhon, Chris	2001-04
Dunleavy, Mike	2000-02

## - E -

Edwards, Fred	1936-38
Edwards, Zeno III	1972
Emma, Tom	1980-83
Engelland, Chip	1980-83
Essex, Rey	1987
Evans, Brad	1969-70
Ewing, Daniel	2002-05

## - F -

Farley, Roland	1928-30
Ferguson, Dennis	1963-65
Ferguson, James	1934
Ferry, Danny	1986-89
Fleischer, Bob	1972-74, 75
Fleming, Bill	1950-52
Flentye, William	1940
Ford, Richard	1982-84
Fox, Paul	1973-76
Frankie, Ned	1982
Frye, John	1959-61

## - G -

Gantt, Robert	1942-44
Garber	1930
Gbinije, Michael	2012
Gilbert, Richard	1943-44
Glasgow, Carl	1952
Gminski, Mike	1977-80
Godfrey, George	1948
Goetsch, Scott	1976-79
Golden, Dave	1967-69
Gomez, Rick	1975-76
Goodman, Jon	1987
Gordon, Richard	1946-49
Gray, Irving	1946
Gray, Steve	1976-79
Green, Ted	1945
Groat, Dick	1950-52

## - H -

Hairston, Josh	2011-12
Hall, Cameron	1977
Hardy, Rob	1977-79
Harner, Harry	1944
Harrell, John	1978-79
Harris, Bobby Joe	1956-58

Harrison, Buzzy	1962-64
Harscher, Frank	1964
Hartley, Howard	1944
Hartness, W.R.	1926
Hayes, C.	1933
Heaps, Jay	1996-99
Henderson, David	1983-86
Henderson, Gerald	2007-09
Henderson, Phil	1987-90
Hendrickson, Evan	1938
Hendrickson, Horace	1934
Herbster, Ron	1963-65
Herrick, Albert	1935-37
Heyman, Art	1961-63
Hibbitts, Harold	1949
Hill, Grant	1991-94
Hill, Thomas	1990-93
Hobgood, Langhorne	1938
Hodge, Willie	1973-76
Hoffman, John	1936-38
Holley, Charles	1939-41
Hollingsworth, Wright	1944
Horne, O.W.	1931-33
Horvath, Nick	2000-04
Hubbell, David	1942-43
Hughes, Thomas	1948-49
Huiskamp, William	1935-36
Hurley, Bobby	1990-93
Hurt, Howard	1959-61
Hyde, Henry	1944

## - I -

Irving, Kyrie	2011
---------------	------

## - J -

Jackman, Bill	1983
Jackson, Doug	1968, 70
James, Nate	1997, 99-01
Jamieson, Bob	1962-63
Janicki, Bernie	1952-54
Jankoski, John	1928-29
Johnson, Dick	1951-52
Johnson, Patrick	2003-06
Johnson, Steve	2007-10
Jones, Dahntay	2001-03
Joyce, Marty	1958-59

## - K -

Kalbfus, Jack	1955
Kast, Fred	1959-60, 62
Katherman, Rick	1969-71
Kelly, D.L.	1926-28
Kelly, Ryan	2010-12
Kennedy, Joe	1966-68
King, Billy	1985-88
King, Taylor	2008
Kistler, Doug	1959-61
Kitching, Brent	1963-65
Koffenberger, Ed	1945-47
Kolodziej, Tim	1966-68
Koubek, Greg	1988-91
Kramer, Pete	1973-75
Kuhlmeier, Ray	1968-70
Kulman, Jim	1950-51
Kunkle, Charles	1934-36

## - L -

Lacy, Rudy	1952-54
Laettner, Christian	1989-92
Lakata, Bob	1955-56
Lamley, Herky	1953, 55
Lang, Antonio	1991-94
Langdon, Trajan	1995, 97-99
Latimer, Cliff	1951-52
Leigel, Bill	1953
Lewis, Henry	1932-33
Lewis, Mike	1966-68
Liccardo, Jim	1966-67
Lind, Fred	1968-69
Linney, Larry	1980-81
Litz, Steve	1970-71
Lofitis, Cedric	1942-43
Lofitis, Garland	1942-43, 47
Love, Reggie	2001-02, 05
Lyons, Pat	1948

## - M -

Maggette, Corey	1999
Mainwaring, Rick	1977
Mann, Ted Jr.	1963-64
Marin, Jack	1964-66
Martin, William	1947-49
May, Reynolds	1934-35

Mayer, David	2011
Mayer, Ronnie	1953-56
McCaffrey, Bill	1990-91
McCahan, William G.	1940-42
McClure, David	2005-09
McGillicuddy, Cornelius, Jr.	1934
McGrane, Arthur	1943
McKaig, Stuart	1965-67
McLeod, Roshown	1997-98
McNeely, Doug	1981-82, 84
McRoberts, Josh	2006-07
Meagher, Dan	1982-85
Means, Andy	2002-04
Meek, Erik	1992-95
Melchionni, Gary	1971-73
Melchionni, Lee	2003-06
Metzler, Robert	1944
Mewhort, Buzzy	1960-62
Miller, Alex	1943
Miller, Don	1957
Minor, John	1938-39
Mock, William	1940-41
Moore, Tony	1993-95
Morgan, Junior	1954-56
Morgan, Merrill	1959-60
Morris, John	1959
Morrison, Harold	1976-79
Moses, George	1976
Moss, P.E.	1926
Moyer, Bob	1941
Mullen, Jack	1960, 62
Mullins, Jeff	1962-64
Murphy, Alex	2012

## - N -

Naktenis, Peter	1935
Nelson, DeMarcus	2005-08
Nessley, Martin	1984-87
Newcome, Jim	1956-58
Newton, Greg	1994-97
Northrop, Geoff	1977
Novick, Tom	2005

## - O -

O'Connell, Dave	1973-74, 76
O'Connor, Richard	1971
O'Mara, Robert	1937-39

## - P -

Pagluca, Joe	2004-07
Palmer, Crawford	1989-91
Parker, Clarence	1936
Parks, Cherokee	1992-95
Parsons, William	1939-40
Paulus, Greg	2006-09
Pergem, Ernest	1949
Perkins, Ross	2005-06
Peters, Casey	2010-11
Plumlee, Marshall	2012
Plumlee, Mason	2010-12
Plumlee, Miles	2009-12
Pocus, Martynas	2006-09
Podger, Ken	1935-37
Polack, Ernest	1934-35
Pope, Warren	1946
Posen, John	1968-70
Price, Glenn	1939-41
Price, Ricky	1995-98

## - R -

Ragens, W.S.	1928
Randolph, Shavlik	2003-05
Redding, Chris	1972-74
Redick, J.J.	2003-06
Reigel, Bill	1953
Riedy, Bob	1965-67
Righter, Ron	1972
Riley, Joe	1935-37
Rivers, Austin	2012
Robb, Spencer	1938
Robert, Shaw	1931
Robertson, Jerry	1957-59
Robinson, Jack	1946
Roellke, Bob	1945
Rogers, George	1929-31
Rothbaum, Samuel	1941-42, 47
Rowe, Sam	1927

## - S -

Sanders, Casey	2000-03
Sapp, Bill	1945
Sapp, Carl	1947-49
Saunders, Larry	1970-71

Scarborough, David	1949-50
Scheyer, Jon	2007-10
Schmidt, Fred	1961-63
Schmidt, Paul	1956-58
Seward, John	1942-47
Shabel, Fred	1953-54
Shaw, Alan	1971-73
Shaw, John	1930-32
Shokes, Eddie	1940-41
Simpson, J.D.	1998-01
Singler, Kyle	2008-11
Singleton, Todd	1995-98
Smiley, Glen	1968-70
Smith, John	1986-89
Smith, Nolan	2008-11
Snyder, Quin	1986-89
Spanarkel, Jim	1976-79
Spuhler, Raymond	1940-42
Stark, Bill	1942, 48
Steele, John	1945
Strickland, Kevin	1985-88
Suddath, Jim	1978-81
Suk, Bill	1973-75
Sutton, Nick	2007
Sweet, Andre	2001
Swindell, Ed	1937-39

## - T -

Taylor, Vince	1979-82
Teer, Tim	1968-70
Thomas, James	1938-39
Thomas, Lance	2007-10
Thompson, Herb	1932-34
Thompson, James	1932-34
Thompson, Michael	2003
Thorne, Robert	1929-30
Thornton, Tyler	2011-12
Tison, Hack	1963-65
Tissaw, Mike	1980-83
Tobin, Don	1954-55
Tormey, Griffin	2007
Turner, Harold	1954-55
Turner, Kenneth	1944

## - U -

Ulrich, Bill	1962
--------------	------

## - V -

Vacendak, Steve	1964-66
Valasek, Cy	1939-41
Vandenbergh, Steve	1967-69
Van Schoik, Dick	1945
Verga, Bob	1965-67
Vernon, Bob	1957-58

## - W -

Wallace, Carmen	1994-97
Watson, Bill	1957-59
Wayand, Bob	1959
Weaver, C.C.	1926-28
Weaver, Phil	1932-34
Wendelin, Ron	1966-68
Wendt, Greg	1982-83
Wentz, William	1935
Werber, Bill	1928-30
West, Robby	1970-72
Whiting, Richard	1946
Williams, Allen	1980-82
Williams, Elliot	2009
Williams, Jason	2000-02
Williams, Sheldon	2003-06
Williams, Weldon	1983-86
Williamson, Scott	1962-63
Winkin, John	1941
Wojciechowski, Steve	1995-98
Wood, Robert	1938
Wright, William	1944

## - Y -

Yarbrough, Stuart	1970-72
York, Scotty	1949-51
Youmans, Corren	1948-50
Young, Kenny	1975-76
Youngkin, Carroll	1959-61

## - Z -

Zafirovski, Todd
------------------



Duke In The NBA  
NBA Champions

Jeff Mullins (Golden State)	1975
Danny Ferry (San Antonio)	2003
Shane Battier (Miami)	2012

All-NBA Team

Grant Hill	1996-2000
Elton Brand	2006
Carlos Boozer	2008

NBA Rookie of the Year

Grant Hill (Co-winner with Jason Kidd)	1995
Elton Brand (Co-winner with Steve Francis)	2000
Kyrie Irving	2012

IBM Award

Grant Hill	1997
------------	------

NBA All-Rookie Team

Art Heyman	1964
Jack Marin	1967
Christian Laettner	1993
Grant Hill	1995
Elton Brand	2000
Shane Battier	2002
Luol Deng	2005
Kyrie Irving	2012

NBA All-Star Game Selections

Jeff Mullins	1969-71
Jack Marin	1972-73
Grant Hill	1995-98, 2000, 2005
Christian Laettner	1997
Elton Brand	2002, 2006
Carlos Boozer	2007, 2008
Luol Deng	2012

NBA Sportsmanship Award

Grant Hill	2005, 2008, 2010
Elton Brand	2006
Luol Deng	2007

NBA First Round Picks by School (1985-11)	
North Carolina	28
► Duke	25
Kentucky	24
Kansas	20
Connecticut	18
Georgia Tech	17
NBA Lottery Picks by School	
North Carolina	18
► Duke	17
Kansas	13
Connecticut	13
Kentucky	12
Arizona	11
NBA First Round Picks by Active Coach	
► Mike Krzyzewski	25
Roy Williams	24
Jim Boeheim	18
John Calipari	16

Duke's NBA Draft Picks

Year	Player	Team	Round (Pick)
1952	Dick Groat	Fort Wayne	1st (3)
1954	Rudy D'Emilio	Philadelphia	5th (39)
	Bernie Janicki	Ft. Wayne	7th (58)
1956	Ronnie Mayer	New York	4th (—)
	Joe Belmont	Philadelphia	5th (—)
	Junior Morgan	St. Louis	7th (—)
1958	Bucky Allen	Philadelphia	6th (44)
	Jim Newcome	Cincinnati	14th (85)
1961	Doug Kistler	Detroit	3rd (26)
	Howard Hurt	Los Angeles	11th (95)
1963	Art Heyman	New York	1st (1)
1964	Jeff Mullins	St. Louis	1st (5)
	Jay Buckley	Los Angeles	8th (66)
1965	Hack Tison	Boston	6th (49)
1966	Jack Marin	Baltimore	1st (5)
	Steve Vacendak	San Francisco	4th (33)
1967	Bob Verga	St. Louis	3rd (25)
	Bob Riedy	Baltimore	6th (56)
1968	Mike Lewis	Boston	7th (88)
	Joe Kennedy	Seattle	10th (122)
1969	Steve Vandenberg	Detroit	7th (89)
	Fred Lind	Phoenix	11th (142)
1971	Randy Denton	Boston	5th (61)
	Rick Katherman	San Diego	8th (126)
	Larry Saunders	Detroit	10th (177)
1973	Gary Melchionni	Phoenix	2nd (33)
1975	Bob Fleischer	Buffalo	4th (70)
1976	Willie Hodge	Kansas City	5th (71)
1977	Tate Armstrong	Chicago	1st (13)
	Mark Crow	New York Nets	6th (111)
1979	Jim Spanarkel	Philadelphia	1st (16)
	Bob Bender	San Diego	6th (119)
1980	Mike Gminski	New Jersey	1st (7)
1981	Gene Banks	San Antonio	2nd (28)
	Kenny Dennard	Kansas City	4th (78)
1982	Vince Taylor	New York	2nd (34)
1983	Tom Emma	Chicago	10th (210)
1985	Dan Meagher	Chicago	6th (126)
1986	Johnny Dawkins	San Antonio	1st (10)
	Mark Alarie	Denver	1st (18)
	David Henderson	Washington	3rd (58)
	Jay Bilas	Dallas	5th (108)
1987	Tommy Amaker	Seattle	3rd (55)
	Martin Nessley	L.A. Clippers	6th (116)
1989	Danny Ferry	L.A. Clippers	1st (2)
1990	Alaa Abdelnaby	Portland	1st (25)
	Phil Henderson	Dallas	2nd (49)
1992	Christian Laettner	Minnesota	1st (3)
	Brian Davis	Phoenix	2nd (48)
1993	Bobby Hurley	Sacramento	1st (7)
	Thomas Hill	Indiana	2nd (39)
1994	Grant Hill	Detroit	1st (3)
	Antonio Lang	Phoenix	2nd (29)
1995	Cherokee Parks	Dallas	1st (12)
	Erik Meek	Houston	2nd (41)
1998	Roshown McLeod	Atlanta	1st (20)
1999	Elton Brand	Chicago	1st (1)
	Trajan Langdon	Cleveland	1st (11)
	Corey Maggette	Seattle	1st (13)
	William Avery	Minnesota	1st (14)
2000	Chris Carrawell	San Antonio	2nd (41)
2001	Shane Battier	Memphis	1st (6)
2002	Jason Williams	Chicago	1st (2)
	Mike Dunleavy	Golden State	1st (3)
	Carlos Boozer	Cleveland	2nd (35)
2003	Dahntay Jones	Boston	1st (20)
2004	Luol Deng	Phoenix	1st (7)
	Chris Duhon	Chicago	2nd (38)
2005	Daniel Ewing	L.A. Clippers	2nd (32)
2006	Shelden Williams	Atlanta	1st (5)
	J.J. Redick	Orlando	1st (11)
2007	Josh McRoberts	Portland	2nd (37)
2009	Gerald Henderson	Charlotte	1st (12)
2011	Kyrie Irving	Cleveland	1st (1)
	Nolan Smith	Portland	1st (21)
	Kyle Singler	Detroit	2nd (33)
2012	Austin Rivers	New Orleans	1st (10)
	Miles Plumlee	Indiana	1st (26)

A total of 57 former Duke players have appeared on a NBA roster, including 18 entering the 2012-13 season. In 2012, **Austin Rivers** and **Miles Plumlee** became the 44th and 45th draft selections under **Mike Krzyzewski**. Duke has had 17 players selected in the NBA Draft Lottery, second-most in the nation since the system was put into place in 1985. In 1999, Duke became the first program in the history of the NBA Draft to have four players from the same school selected in the first round. Three of the four — **Elton Brand** (Chicago), **Trajan Langdon** (Cleveland) and **Corey Maggette** (Seattle) — were lottery picks. In 2002, **Jason Williams** (2nd overall) and **Mike Dunleavy** (3rd) became the first college teammates in the history of the NBA Draft to be the first two collegians selected. Overall, 25 Duke players have been selected in the first round of the NBA Draft in the Coach K era. Here is a look at Duke's pro connection (current players in bold):

Alaa Abdelnaby	
Portland	1990-92
Milwaukee	1993
Boston	1993-94
Sacramento	1995
Mark Alarie	
Denver	1986-87
Washington	1987-92
Tate Armstrong	
Chicago	1977-79
William Avery	
Minnesota	1999-02
Philadelphia	2003
Gene Banks	
San Antonio	1981-85
Chicago	1985-87
►Shane Battier	
Memphis	2001-06
Houston	2006-11
Miami	2011-p
►Elton Brand	
Chicago	1999-01
L.A. Clippers	2001-08
Philadelphia	2008-12
Dallas	2012-p
►Carlos Boozer	
Cleveland	2002-04
Utah	2004-10
Chicago	2010-p
Mark Crow	
New Jersey	1977-78
Brian Davis	
Minnesota	1993-94
Johnny Dawkins	
San Antonio	1986-89
Philadelphia	1989-94
Detroit	1994-95
►Luol Deng	
Chicago	2004-p
Kenny Dennard	
Kansas City	1981-83
Denver	1983-84
Randy Denton	
Carolina-Memphis	1971-72
Memphis	1972-74
Utah	1974-75
St. Louis	1975-76
Atlanta	1976-77
►Chris Duhon	
Chicago	2004-08
New York	2008-10
Orlando	2010-12
L.A. Lakers	2012-p
►Mike Dunleavy	
Golden State	2002-07
Indiana	2007-11
Milwaukee	2011-p
Daniel Ewing	
L.A. Clippers	2005-07
Danny Ferry	
Cleveland	1990-00
San Antonio	2000-03
Robert Gantt	
Washington	1946-47

Mike Gminski	
New Jersey	1980-87
Philadelphia	1987-90
Charlotte	1990-94
Milwaukee	1994
Dick Groat	
Fort Wayne	1952-53
David Henderson	
Philadelphia	1987-88
►Gerald Henderson	
Charlotte	2009-p
Art Heyman	
New York	1963-65
Cincinnati-Philadelphia	1965-66
New Jersey-Pittsburgh	1967-68
Minnesota	1968-69
Pittsburgh-Miami	1969-70
►Grant Hill	
Detroit	1994-00
Orlando	2000-07
Phoenix	2007-12
L.A. Clippers	2012-p
Bobby Hurley	
Sacramento	1993-98
Vancouver	1998
►Kyrie Irving	
Cleveland	2011-p
►Dahntay Jones	
Memphis	2003-07
Sacramento	2008
Denver	2008-09
Indiana	2009-12
Dallas	2012-p
Joe Kennedy	
Seattle	1968-70
Pittsburgh	1970-71
Doug Kistler	
New York	1961-62
Christian Laettner	
Minnesota	1992-96
Atlanta	1996-98
Detroit	1998-00
Dallas	2000-01
Washington	2001-04
Miami	2004-06
Antonio Lang	
Phoenix	1994-95
Cleveland	1995-97
Miami	1997-98
Cleveland	1998-99
Toronto	2000
Philadelphia	2000
Trajan Langdon	
Cleveland	2000-02
Mike Lewis	
Indiana-Minnesota	1968-69
Pittsburgh	1969-72
Carolina	1972-74
►Corey Maggette	
Orlando	1999-00
L.A. Clippers	2000-08
Golden State	2008-10
Milwaukee	2010-11
Charlotte	2011-12
Detroit	2012-p

Jack Marin	
Baltimore	1966-72
Houston	1972-74
Buffalo	1974-75
Chicago	1975-77
Roshown McLeod	
Atlanta	1998-00
Philadelphia	2000-01
Boston	2002
►Josh McRoberts	
Portland	2007-08
Indiana	2008-11
L.A. Lakers	2011-12
Orlando	2012-p
Gary Melchionni	
Phoenix	1973-75
Jeff Mullins	
St. Louis	1964-66
San Francisco	1966-71
Golden State	1971-76
DeMarcus Nelson	
Golden State	2008
Chicago	2009
Martin Nessler	
L.A. Clippers	1987-88
Sacramento	1988
Cherokee Parks	
Dallas	1995-96
Minnesota	1996-98
Vancouver	1998-00
Washington	2000
L.A. Clippers	2000-01
San Antonio	2001-02
L.A. Clippers	2002-03
Golden State	2004
►Miles Plumlee	
Indiana	2012-p
Shavlik Randolph	
Philadelphia	2005-08
Portland	2008-09
Miami	2009-10
Portland	2009-10
►J.J. Redick	
Orlando	2006-p
Bob Riedy	
Houston	1967-68
►Austin Rivers	
New Orleans	2012-p
►Kyle Singler	
Detroit	2012-p
►Nolan Smith	
Portland	2011-p
Jim Spanarkel	
Philadelphia	1979-80
Dallas	1980-84
Vince Taylor	
New York	1982-83
►Lance Thomas	
New Orleans	2011-p
Steve Vacendak	
Pittsburgh	1967-68
Minnesota	1968-69
Pittsburgh-Minnesota	1969-70
Bob Verga	
Dallas	1967-68
Denver-New York-Houston	1968-69
Carolina	1969-71
Carolina-Pittsburgh	1971-72
Portland	1973-74
Jason Williams	
Chicago	2002-03
Shelden Williams	
Atlanta	2006-08
Sacramento	2008-09
Minnesota	2009
Boston	2009-10
Denver	2010-11
New York	2011
New Jersey	2011

NBA rosters as of Oct. 1

## International Basketball

The Duke Blue Devils have a long history of success in international basketball competition dating back to 1964 when **Jeff Mullins** became the first Blue Devil to play for and win a gold medal with the U.S. Olympic basketball team. Since that initial appearance, Duke players and coaches have competed on the international stage over 130 times, winning 69 medals along the way.

Blue Devil players and coaches have accounted for 40 gold medals in international competition through the years including four from **Mike Krzyzewski** as a national team head coach and three from **Elton Brand**. Former Duke standouts **Grant Hill**, **Christian Laettner**, **Carlos Boozer**, **Tommy Amaker** and **Cherokee Parks** each have two gold medals through international competition.

Mullins, **Tate Armstrong** (1976), Laettner (1992), Hill (1996) and Boozer (2008) each have Olympic gold medals, while Krzyzewski was an assistant coach on the 1992 gold medal team and captained the 2008 championship squad. Former Blue Devil standout and assistant coach **Johnny Dawkins** was an alternate on the 1986 Olympic team and was also a part of the staff for 2008 Olympic team.

Krzyzewski has been a part of 13 medal-winning USA Basketball teams beginning with a gold medal as an assistant coach at the 1979 Pan American Games. He has been a part of nine gold medal-winning teams as well as two silver medalist and two bronze medalist programs over the past 32 years. After becoming the head coach of the Men's Senior National Team in 2005, Krzyzewski led the program to a 62-1 record in international competitions, including 50 consecutive wins to close out his tenure as the head coach of the program.

Duke's consistent presence on the international scene is evident by the program having at least one current or former Blue Devil compete on a USA Basketball team every year since 1988. "Duke players have been pretty well schooled fundamentally," said USA Basketball chairman Jerry Colangelo. "They have been well coached and really understand what it takes to be successful and what it necessitates in the way of work so it is really good bloodlines."

### Olympic Games

Jeff Mullins (USA)	1964
Tate Armstrong (USA)	1976
Cameron Hall (Canada)	1976
Dan Meagher (Canada)	1984
Christian Laettner (USA)	1992
Mike Krzyzewski (USA - Asst.)	1992
Grant Hill (USA)	1996
Greg Newton (Canada)	2000
Crawford Palmer (France)	2000
Carlos Boozer (USA)	2004
Carlos Boozer (USA)	2008
Johnny Dawkins (USA - Staff)	2008
Mike Krzyzewski (USA - Coach)	2008
Luol Deng (Great Britain)	2012
Martynas Pocius (Lithuania)	2012
Mike Krzyzewski (USA - Coach)	2012

### FIBA World Championship Games

Tommy Amaker (USA)	1986
Christian Laettner (USA)	1990
Mike Krzyzewski (USA - Coach)	1990
Trajan Langdon (USA)	1998
Greg Newton (Canada)	1998
Elton Brand (USA)	2002
Jason Williams (USA)	2002
Shane Battier (USA)	2006
Elton Brand (USA)	2006
Mike Krzyzewski (USA - Coach)	2006
Martynas Pocius (Lithuania)	2010
Mike Krzyzewski (USA - Coach)	2010

### FIBA Tournament of the Americas

Christian Laettner	1989
Christian Laettner	1992
Elton Brand	1999
Elton Brand	2003
Johnny Dawkins (Staff)	2007
Mike Krzyzewski (Coach)	2007

### FIBA U21 World Championship

Cherokee Parks (USA)	1993
Carlos Boozer (USA)	2001
Chris Duhon (USA)	2001
Dahntay Jones (USA)	2001
J.J. Redick (USA)	2005

### FIBA Americas U20 Championship

Cherokee Parks	1993
Mike Dunleavy	2000
Jason Williams	2000

### FIBA European U20 Championship

Alex Murphy (Finland)	2012
-----------------------	------

### FIBA U19 World Championship

Robert Brickey (USA)	1987
Antonio Lang (USA)	1991
Cherokee Parks (USA)	1991
Taymon Domzalski (USA)	1995
Trajan Langdon (USA)	1995
Steve Wojciechowski (USA)	1995
J.J. Redick (USA)	2003
Seth Curry (USA)	2009

### FIBA Americas U18 Championship

Grant Hill (USA)	1990
Ricky Price (USA)	1994
Trajan Langdon (USA)	1994
Steve Wojciechowski (USA)	1994
Taylor King (USA)	2006
Kyle Singler (USA)	2006
Nolan Smith (USA)	2006
Lance Thomas (USA)	2006
Ryan Kelly (USA)	2008
Mason Plumlee (USA)	2008
Kyrie Irving (USA)	2010
Josh Hairston (USA)	2010
Austin Rivers (USA)	2010
Rasheed Sulaimon (USA)	2012

### Goodwill Games

Tommy Amaker (USA)	1986
Bobby Hurley (USA)	1990
Christian Laettner (USA)	1990
Mike Krzyzewski (USA - Coach)	1990
Cherokee Parks (USA)	1994
Elton Brand (USA)	1998
Shane Battier (USA)	2001

### World University Games

Johnny Dawkins (USA)	1983
Danny Ferry (USA)	1987
Billy King (USA)	1987
Mike Krzyzewski (USA - Coach)	1987
Bobby Hurley (USA)	1991
Antonio Lang (USA)	1993
Chris Carrawell (USA)	1999
Shelden Williams (USA)	2005

### World Youth Games

Nick Horvath (USA)	1998
--------------------	------

### Pan American Games

Dan Meagher (Canada)	1983
Christian Laettner (USA)	1991
Grant Hill (USA)	1991
Thomas Hill (USA)	1991
Brian Davis (USA)	1995
Lance Thomas (USA)	2011

### R. William Jones Cup

Tommy Amaker (USA)	1985
Jay Bilas (USA)	1985
Danny Ferry (USA)	1986

### Yuri Gagarin Cup

Gene Banks (USA)	1978
------------------	------

### Nike Hoop Summit

William Avery (USA)	1997
Shane Batter (USA)	1997
Elton Brand (USA)	1997
Chris Burgess (USA)	1997
Mike Dunleavy (USA)	1999
Casey Sanders (USA)	1999
Jason Williams (USA)	1999
Chris Duhon (USA)	2000
Greg Paulus (USA)	2005
Martynas Pocius (Lithuania)	2005
Gerald Henderson (USA)	2006
Jon Scheyer (USA)	2006
Kyle Singler (USA)	2007
Nolan Smith (USA)	2007
Mason Plumlee (USA)	2009
Kyrie Irving (USA)	2010
Quinn Cook (USA)	2011
Austin Rivers (USA)	2011
Rasheed Sulaimon (USA)	2012

### USA Youth Development Festival

Nick Horvath	1998
Reggie Love	1998
Chris Duhon	1999
J.J. Redick	2000
Sean Dockery	2001
J.J. Redick	2001
Michael Thompson	2001
Shelden Williams	2001
David McClure	2003
DeMarcus Nelson	2003
Gerald Henderson	2004
Josh McRoberts	2004
Greg Paulus	2004
Brian Zoubek	2004
Gerald Henderson	2005
Kyle Singler	2005
Jon Scheyer	2005
Lance Thomas	2005

### U.S. Olympic Festival

Johnny Dawkins (East)	1981
Mark Alarie (West)	1982
Johnny Dawkins (East)	1982
David Henderson (South)	1983
Danny Ferry (East)	1985
Quin Snyder (East)	1985
Quin Snyder (South)	1986
Greg Koubek (East)	1987
Bobby Hurley (East)	1989
Bill McCaffrey (East)	1989
Crawford Palmer (South)	1989
Thomas Hill (South)	1990
Antonio Lang (South)	1990
Cherokee Parks (West)	1991
Joey Beard (East)	1993
Jeff Capel (South)	1993
Chris Collins (South)	1993
Ricky Price (West)	1995

## Mike Krzyzewski's USA Basketball Coaching Record

Year	Team	Record / Medal
1979	USA Pan American Games Team Assistant Coach	9-0 / Gold Medal
1983	USA Olympic Festival South Team Head Coach	3-1 / Gold Medal
1984	USA Olympic Team Trials Assistant Coach	Not Applicable
1984	USA Olympic Team Special Assistant	8-0 / Gold Medal
1987	USA World University Games Team Head Coach	7-1 / Silver Medal
1990	USA Goodwill Games Team Head Coach	3-2 / Silver Medal
1990	USA World Championship Team Head Coach	6-2 / Bronze Medal
1992	USA Olympic Qualifying Team Assistant Coach	6-0 / Gold Medal
1992	USA Olympic Team Assistant Coach - Barcelona Olympics	8-0 / Gold Medal
2006	USA Senior National Team Head Coach - USA National Team Tour	5-0 / N/A
2006	USA Senior National Team Head Coach - FIBA World Championship	8-1 / Bronze Medal
2007	USA Senior National Team Head Coach - FIBA Americas Championship	10-0 / Gold Medal
2008	USA Senior National Team Head Coach - USA National Team Tour	5-0 / N/A
2008	USA Senior National Team Head Coach - Beijing Olympics	8-0 / Gold Medal
2010	USA Senior National Team Head Coach - USA National Team Tour	4-0 / N/A
2010	USA Senior National Team Head Coach - FIBA World Championship	9-0 / Gold Medal
2012	USA Senior National Team Head Coach - USA National Team Tour	5-0 / N/A
2012	USA Senior National Team Head Coach - London Olympics	8-0 / Gold Medal
<b>Totals</b>	<b>13 International Medal Competitions</b>	<b>112-7 (.941)</b>

## USA Men's Senior National Team - 2006-12

With the USA Men's Senior National Team in a tailspin following a sixth-place finish at the 2002 World Championships and bronze medal showing at the 2004 Greece Olympics, USA Basketball chairman Jerry Colangelo tabbed **Mike Krzyzewski** to lead the resurrection of the program on Oct. 26, 2005. Over the next five international events, spanning seven years, Coach K and Team USA amassed an extraordinary 62-1 record en route to winning gold medals at the 2007 FIBA Americas Championship, 2008 Beijing Olympics, 2010 FIBA World Championship and the 2012 London Olympics as well as a bronze medal at the 2006 FIBA World Championship.

Krzyzewski and Team USA suffered their only loss together in the 2006 FIBA World Championship in the semifinals against Greece. The program responded by winning the next 50 games to re-establish the U.S. as the preeminent basketball power in the world.

Coach K helped USA Basketball regain its position in international basketball during his first stint as the national team coach (2005-08). By instilling the same team-first principles he utilizes as the foundation for success at Duke, he helped build a program that achieved its ultimate goal by claiming the 2008 Olympic gold medal with a 118-107 win over Spain. In the process, Team USA also restored a tarnished image by winning over fans and fellow athletes with its presence off the court in Beijing. While earning praise for its unselfish play on the court, members of Team USA were equally admired for their patriotic support of fellow Americans in their quests for Olympic gold.

On July 21, 2009, it was announced that Krzyzewski would return as the head coach of the USA Basketball Senior National Team and in the 2012 London Olympics, he became the first U.S. coach of multiple Olympic teams since the legendary Henry Iba, who won gold in 1964 and 1968 and coached the team that lost the controversial 1972 gold-medal game to the Soviet Union.

Team USA once again claimed gold in 2012 with a 107-100 win over Spain. While some experts speculated that outside shooting could be the downfall of the 2012 squad, Coach K and his staff gave the players the confidence to take their open shots against the international team's zone defenses. The group, led by Kevin Durant and Carmelo Anthony, responded by setting an Olympic record with 129 three-point field goals (16.1 3pg.) and shooting 44.0 percent from three-point range during the tournament. Team USA's finest shooting performance came in a 156-73 win over Nigeria in pool play. Krzyzewski's group set Olympic records for three-pointers (29, including 10 from Anthony), three-point percentage (.630) and points scored (156) in the win.

"He is a legendary coach. I love playing for him and talking to him on off days and before practice. I have been blessed in coming straight out of high school to have a college coach and be able to play for him since '05. It means a lot to me and I have been humbled by it."

— LeBron James

"[Coach K] is successful because he understands his audience and he understands how to adapt. He is a great communicator, he is very passionate about the game and he cares about the guys."

— Kobe Bryant

"Coach K has the same thing that makes all of us players great -- the ability to be confident, but not arrogant. There is not much difference in him than any of us players. In 2006, I was just a year removed from the ACC and I had all the reasons to not like him and now I absolutely love him. He is just such a great guy and a great family man. He is somebody that you can trust and somebody that I'd go to battle with any day."

— Chris Paul

"Coach K just knows the game and he is a great motivator. He holds everybody to a certain standard. Everything is about family and team. I have learned a lot over the past few years while playing for him."

— Kevin Durant

"The amount of respect that he commands and the amount of respect the guys have for him is great. Whether on the college level or the pro level he is obviously one of the best coaches, so having him here and knowing his knowledge of the game, the way he relates to pro players it makes it easy. It makes it seamless."

— Blake Griffin

"I have so much respect for him as a human being, as a father, as a leader, as a coach, it doesn't get any better than that."

— Jerry Colangelo

## Current Blue Devils with USA Basketball Experience

Seth Curry

- Helped lead the U.S. U19 team to the gold medal at the 2009 FIBA U19 World Championship in Germany
- Averaged 9.0 points and 2.2 rebounds per game while knocking down a team-high 19 three-point field goals as Team USA posted a 9-0 record
- Scored 12 points with four three-point field goals in a 71-55 win over France
- Went 4-of-5 from three-point range for 12 points in a 93-73 win over Canada
- Had 10 points with a pair of three-pointers in an 81-77 semifinal win over Croatia

Ryan Kelly

- Earned a silver medal with the 2008 USA U18 National Team at the 2008 FIBA Americas U18 Championship in Formosa, Argentina
- Started all five games, while averaging 8.6 points and a team-high 7.4 rebounds per game
- Posted two double-doubles with 12 points and 10 rebounds against Venezuela and 12 points and 10 rebounds against Canada in the semifinals

Mason Plumlee

- Played in the 2009 Nike Hoops Summit ... had two points, two rebounds and two blocks in a 97-89 loss to the World Select team
- Earned a silver medal with the 2008 USA U18 National Team at the 2008 FIBA Americas U18 Championship in Formosa, Argentina ... averaged 5.0 points and 6.0 rebounds per game ... posted a double-double with 14 points and 14 rebounds against the Bahamas

Josh Hairston

- Started all five games for the USA at the 2010 FIBA U18 Championship in San Antonio, Texas
- Averaged 5.2 points and 2.5 rebounds in 14.8 minutes per game to help the USA to a 5-0 record and the gold medal
- Scored 11 points on 5-of-7 shooting and grabbed four rebounds in a 114-38 win over Mexico
- Recorded 10 points, four rebounds and a steal in 122-89 semifinal win over Canada

Quinn Cook

- Recorded 12 points, on 5-of-7 shooting, and three assists to help the USA Basketball Junior National Select Team to a 92-80 win over the World Select team in the 2011 Nike Hoop Summit
- Team captain of the 2010 USA U17 World Championship Team that posted a perfect 8-0 record and captured the gold medal ... started all eight games and averaged 7.5 points, 3.0 rebounds and a tournament-leading 7.4 assists per game.
- Also the team captain of the 2009 USA U16 National Team that posted a 5-0 mark and captured the 2009 FIBA Americas U16 Championship gold medal ... started all five games and averaged 15.6 points, 3.6 rebounds and a team-high 5.0 assists per game

Rasheed Sulaimon

- Helped the USA to the gold medal at 2012 Men's FIBA Americas U18 Championship in Brazil
- Came off the bench in all five games to average 10.0 points and 3.4 rebounds per game ... shot 54.1 percent (20-of-37) from the field in 20.0 minutes per game
- Had 14 points on 5-of-9 shooting in semifinal win over Argentina ... recorded 12 points, five rebounds and three assists in a tournament opening win over the U.S. Virgin Islands
- Also played in the 2012 USA Basketball Nike Hoop Summit, scoring three points in 19 minutes of action as the USA fell to the World team 84-75



---

## RECORDS

---

Career Records	114-117
Season Records	118-120
Game Records	121-122
Freshman Records	123-126
Team Records - Season	127-128
Team Records - Game	129-130
Cameron Indoor Records	131-132
100-Point Games	133
Overtime Games	134
Opponent Records	135
Yearly Statistics	136-142
Annual Statistics Leaders	143-145
All-Time Player Statistics	146-150
1,000-Point Scorers	151-153
Coaching Records	154

Career Records

Points		
Rk	Name, Years	Pts
1.	J.J. Redick, 2003-06 <i>[2]</i>	2,769
2.	Johnny Dawkins, 1983-86 <i>[4]</i>	2,556
3.	Christian Laettner, 1989-92 <i>[7]</i>	2,460
4.	Kyle Singler, 2008-11 <i>[8]</i>	2,392
5.	Mike Gminski, 1977-80 <i>[9]</i>	2,323
6.	Danny Ferry, 1986-89 <i>[22]</i>	2,155
7.	Mark Alarie, 1983-86 <i>[25]</i>	2,136
8.	Gene Banks, 1978-81	2,079
	Jason Williams, 2000-02	2,079
10.	Jon Scheyer, 2007-10	2,077
11.	Jim Spanarkel, 1976-79	2,012
12.	Art Heyman, 1961-63	1,984
	Shane Battier, 1998-01	1,984
14.	Trajan Langdon, 1995-99	1,974
15.	Shelden Williams, 2003-06	1,928
16.	Grant Hill, 1991-94	1,924
17.	Nolan Smith, 2008-11	1,911
18.	Dick Groat, 1950-52	1,886
19.	Jeff Mullins, 1962-64	1,884
20.	Bob Verga, 1965-67	1,758
21.	Bobby Hurley, 1990-93	1,731
22.	Randy Denton, 1969-71	1,658
23.	Ronnie Mayer, 1953-56	1,647
24.	Cherokee Parks, 1992-95	1,643
25.	Jeff Capel, 1994-97	1,601
26.	Daniel Ewing, 2002-05	1,595
27.	Thomas Hill, 1990-93	1,594
28.	David Henderson, 1987-90	1,570
29.	Carlos Boozer, 2000-02	1,506
30.	Vince Taylor, 1979-82	1,455
	Chris Carrawell, 1996-00	1,455
32.	Mike Lewis, 1966-68	1,417
33.	Phil Henderson, 1987-90	1,397
34.	Mike Dunleavy, 2000-02	1,371
35.	Joe Belmont, 1953-56	1,338
36.	DeMarcus Nelson, 2004-08	1,336
37.	Tate Armstrong, 1974-77	1,304
38.	Robert Brickey, 1987-90	1,299
39.	Jack Marin, 1964-66	1,275
40.	Chris Duhon, 2001-04	1,268
41.	Gerald Henderson, 2007-09	1,262
42.	Bernie Janicki, 1952-54	1,247
43.	Greg Paulus, 2006-08	1,193
44.	Tommy Amaker, 1984-87	1,168
45.	Carroll Youngkin, 1959-61	1,154
46.	Chris Redding, 1972-74	1,141
47.	Bob Fleischer, 1973-75	1,139
48.	Alaa Abdelnaby, 1987-90	1,137
49.	Willie Hodge, 1973-76	1,117
50.	Nate James, 1997-01	1,116
51.	Howard Hurt, 1959-61	1,095
	Kevin Strickland, 1985-88	1,095
53.	Chris Collins, 1993-96	1,091
54.	Jay Bilas, 1983-86	1,062
55.	Kenny Dennard, 1978-81	1,057
56.	Rudy D'Emilio, 1952-54	1,028
57.	Ricky Price, 1995-98	1,026
58.	Chip Engelland, 1980-83	1,025
59.	Antonio Lang, 1991-94	1,012
60.	Rick Katherman, 1969-71	1,005

Active, Career: Seth Curry - 782  
Coach K Era, Career: J.J. Redick - 2,769  
ACC Play, Career: J.J. Redick - 1,391  
Postseason, Career: Christian Laettner - 598  
ACC Tournament, Career: J.J. Redick - 225  
NCAA Tournament, Career: Christian Laettner - 407  
Cameron Indoor Stadium, Career: J.J. Redick - 1,238

Scoring Average				
Rk	Name, Years	G	Pts	Avg
1.	Art Heyman, 1961-63 <i>[5]</i>	79	1,984	25.1
2.	Dick Groat, 1950-52	82	1,886	23.0
3.	Bob Verga, 1965-67 <i>[16]</i>	80	1,758	22.0
4.	Jeff Mullins, 1962-64 <i>[17]</i>	86	1,884	21.9
5.	J.J. Redick, 2003-06	139	2,769	19.9
6.	Randy Denton, 1969-71	84	1,658	19.7
7.	Jason Williams, 2000-02	108	2,079	19.3
8.	Johnny Dawkins, 1983-86	133	2,556	19.2
9.	Mike Gminski, 1977-80	122	2,323	19.0
10.	Jim Spanarkel, 1976-79	114	2,012	17.6
11.	Mike Lewis, 1966-68	84	1,417	16.9
12.	Gene Banks, 1978-81	124	2,079	16.8
13.	Christian Laettner, 1989-92	148	2,460	16.6
14.	Elton Brand, 1998-99	60	972	16.20
15.	Kyle Singler, 2008-11	148	2,392	16.16
16.	Mark Alarie, 1983-86	133	2,136	16.1
17.	Tate Armstrong, 1974-77	83	1,304	15.71
18.	Ronnie Mayer, 1953-56	105	1,647	15.69
19.	Danny Ferry, 1986-89	143	2,155	15.1
20.	Bernie Janicki, 1952-54	83	1,247	15.0

Minimum 50 games played

Field Goals Made		
Rk	Name, Years	FG
1.	Johnny Dawkins, 1983-86	1,026
2.	Mike Gminski, 1977-80	901
3.	Christian Laettner, 1989-92	834
4.	Mark Alarie, 1983-86	828
5.	Gene Banks, 1978-81	827
6.	J.J. Redick, 2003-06	825
7.	Kyle Singler, 2008-11	814
8.	Danny Ferry, 1986-89	810
9.	Jeff Mullins, 1962-64	770
10.	Grant Hill, 1991-94	745

Field Goal Attempts		
Rk	Name, Years	FGA
1.	Johnny Dawkins, 1983-86	2,019
2.	J.J. Redick, 2003-06	1,906
3.	Kyle Singler, 2008-11	1,879
4.	Mike Gminski, 1977-80	1,697
5.	Danny Ferry, 1986-89	1,675
6.	Dick Groat, 1950-52	1,669
7.	Art Heyman, 1961-63	1,580
8.	Jason Williams, 2000-02	1,575
9.	Gene Banks, 1978-81	1,558
10.	Mark Alarie, 1983-86	1,505

Field Goal Pct.				
Rk	Name, Years	FG	FGA	Pct
1.	Carlos Boozer, 2000-02 <i>[3]</i>	554	878	.631
2.	Elton Brand, 1998-99 <i>[6]</i>	355	580	.612
3.	Alaa Abdelnaby, 1987-90 <i>[11]</i>	448	748	.599
4.	Christian Laettner, 1989-92	834	1,452	.574
5.	Shelden Williams, 2003-06	687	1,202	.572
6.	Jay Buckley, 1961-64	352	617	.571
7.	Antonio Lang, 1991-94	367	644	.570
8.	Greg Newton, 1994-97	310	545	.569
9.	Bob Fleischer, 1973-75	441	789	.559
10.	►Mason Plumlee, 2010-p	304	545	.558

Minimum 300 field goals made

3-Point Field Goals Made		
Rk	Name, Years	3FG
1.	◆J.J. Redick, 2003-06 <i>[1]</i>	457
2.	Trajan Langdon, 1995-99 <i>[4]</i>	342
3.	Jason Williams, 2000-02 <i>[8]</i>	313
4.	Jon Scheyer, 2007-10 <i>[10]</i>	297
5.	Kyle Singler, 2008-11 <i>[14]</i>	267
6.	Bobby Hurley, 1990-93 <i>[1-15]</i>	264
7.	Shane Battier, 1998-2001 <i>[23]</i>	246
8.	Jeff Capel, 1994-97	220
9.	Daniel Ewing, 2002-05	217
10.	Greg Paulus, 2005-09	210

3-Point Field Goal Attempts		
Rk	Name, Years	3FGA
1.	J.J. Redick, 2003-06	1,126
2.	Trajan Langdon, 1995-99	802
3.	Jason Williams, 2000-02	797
4.	Jon Scheyer, 2007-10	780
5.	Kyle Singler, 2008-11	736
6.	Bobby Hurley, 1990-93	652
7.	Shane Battier, 1998-2001	592
8.	Daniel Ewing, 1992-05	554
9.	Jeff Capel, 1994-97	553
10.	Chris Collins, 1993-96	539

3-Point Field Goal Pct.				
Rk	Name, Years	FG	FGA	Pct
1.	Christian Laettner, 1989-92	79	163	.485
2.	Trajan Langdon, 1995-99 <i>[7]</i>	342	802	.426
3.	Shane Battier, 1998-01 <i>[11]</i>	246	592	.416
4.	►Seth Curry, 2011-p	128	314	.408
5.	J.J. Redick, 2003-06 <i>[18]</i>	457	1,126	.406
6.	Bobby Hurley, 1990-93 <i>[20]</i>	264	652	.405
7.	►Andre Dawkins, 2010-p <i>[1-23]</i>	167	416	.401
8.	Phil Henderson, 1987-90	128	320	.400
9.	Greg Paulus, 2005-p <i>[25]</i>	210	527	.3985
10.	Jeff Capel, 1994-97	220	553	.3978

Minimum 75 three-point field goals made  
ACC ranking minimum is 150 three-point field goals made

Free Throws Made		
Rk	Name, Years	FT
1.	Christian Laettner, 1989-92	713
2.	J.J. Redick, 2003-06	662
3.	Jon Scheyer, 2007-10	608
4.	Jim Spanarkel, 1976-79	564
5.	Art Heyman, 1961-63	558
6.	Shelden Williams, 2003-06	550
7.	Dick Groat, 1950-52	522
8.	Mike Gminski, 1977-80	521
9.	Ronnie Mayer, 1953-56	515
10.	Kyle Singler, 2008-11	497

Free Throw Attempts		
Rk	Name, Years	FTA
1.	Christian Laettner, 1989-92	885
2.	Art Heyman, 1961-63	853
3.	Shelden Williams, 2003-06	796
4.	J.J. Redick, 2003-06	726
5.	Dick Groat, 1950-52	710
6.	Jon Scheyer, 2007-10	706
7.	Jim Spanarkel, 1976-79	700
8.	Ronnie Mayer, 1953-56	673
9.	Mike Gminski, 1977-80	658
10.	Kyle Singler, 2008-11	643

Free Throw Pct.				
Rk	Name, Years	FT	FTA	Pct
1.	▲J.J. Redick, 2003-06 <i>[1]</i>	662	726	.912
2.	Trajan Langdon, 1995-99 <i>[5]</i>	386	448	.862
3.	Jon Scheyer, 2006-p <i>[6]</i>	608	706	.861
4.	Tom Emma, 1980-83 <i>[19]</i>	214	254	.843
5.	Chris Redding, 1972-74	343	425	.807
6.	Jim Spanarkel, 1976-79	564	700	.8057
7.	Christian Laettner, 1989-92	713	885	.8056
8.	Tate Armstrong, 1974-77	246	306	.804
9.	Nolan Smith, 2008-11	411	514	.800
10.	Kevin Billerman, 1973-75	211	264	.799

Minimum 200 free throws made

MEDIA GUIDE

Rebounds

Rk	Name, Years	G	Reb	Avg
1.	Shelden Williams, 2003-06 <sup>[6]</sup>	139	1,262	9.1
2.	Mike Gminski, 1977-80 <sup>[7]</sup>	122	1,242	10.2
3.	Christian Laettner, 1989-92 <sup>[14]</sup>	148	1,149	7.8
4.	Randy Denton, 1969-71 <sup>[20]</sup>	84	1,067	12.7
5.	Mike Lewis, 1966-68 <sup>[25]</sup>	84	1,051	12.5
6.	Kyle Singler, 2008-11	148	1,015	6.9
7.	Danny Ferry, 1986-89	143	1,003	7.0
8.	Gene Banks, 1978-81	124	985	7.9
9.	Ronnie Mayer, 1953-56	105	954	9.0
10.	Bernie Janicki, 1952-54	83	923	11.1
11.	Shane Battier, 1998-2001	146	887	6.1
12.	Cherokee Parks, 1992-95	131	874	6.7
13.	Art Heyman, 1961-63	79	865	10.9
14.	Mark Alarie, 1983-86	133	833	6.3
15.	Carroll Youngkin, 1959-61	81	829	10.2
16.	Bob Fleischer, 1973-75	78	817	10.5
17.	Jeff Mullins, 1962-64	86	776	9.0
18.	Grant Hill, 1991-94	129	769	6.0
19.	Doug Kistler, 1959-61	81	756	9.3
20.	►Mason Plumlee, 2010-p	105	725	6.9

Active, Career: Mason Plumlee - 725

Coach K Era, Career: Shelden Williams - 1,262

ACC Play, Career: Shelden Williams - 614

Postseason, Career: Shelden Williams - 254

ACC Tournament, Career: Carl Youmans & Mike Gminski - 118

NCAA Tournament, Career: Christian Laettner - 169

Cameron Indoor Stadium, Career: Shelden Williams - 565

Rebound Average

Rk	Name, Years	G	Reb	Avg
1.	Randy Denton, 1969-71 <sup>[7]</sup>	84	1,067	12.7
2.	Mike Lewis, 1966-68 <sup>[11]</sup>	84	1,051	12.5
3.	Bernie Janicki, 1952-54 <sup>[17]</sup>	83	923	11.1
4.	Art Heyman, 1961-63 <sup>[18]</sup>	79	865	10.9
5.	Bob Fleischer, 1973-75	78	817	10.5
6.	Carroll Youngkin, 1959-61	81	829	10.23
7.	Mike Gminski, 1977-80	122	1,242	10.18
8.	Doug Kistler, 1959-61	81	756	9.3
9.	Ronnie Mayer, 1953-56	105	954	9.09
10.	Shelden Williams, 2003-06	139	1,262	9.08
11.	Jeff Mullins, 1962-64	86	776	9.0
12.	Elton Brand, 1998-99	60	536	8.9
13.	Jay Buckley, 1962-64	85	714	8.4
14.	Alan Shaw, 1971-73	82	680	8.3
15.	Junior Morgan, 1954-56	79	643	8.14
16.	Jack Marin, 1964-66	86	695	8.08
17.	James Newcome, 1956-58	75	600	8.0
18.	Gene Banks, 1978-81	124	985	7.9
19.	Christian Laettner, 1989-92	148	1,149	7.8
20.	Larry Saunders, 1970-71	56	406	7.3

Offensive Rebounds

Rk	Name, Years	G	OReb	Avg
1.	Shelden Williams, 2003-06	139	447	3.2
2.	Christian Laettner, 1989-92	148	374	2.5
3.	Kyle Singler, 2008-2011	148	360	2.4
4.	Shane Battier, 1998-01	146	338	2.3
5.	Brian Zoubek, 2007-10	133	276	2.1
6.	Antonio Lang, 1991-94	135	273	2.0
7.	Robert Brickley, 1987-90	134	268	2.0
8.	Cherokee Parks, 1992-95	131	263	2.0
9.	Carlos Boozer, 2000-02	101	260	2.6
10.	Lance Thomas, 2007-10	140	255	1.8

Assists

Rk	Name, Years	G	Ast	Avg
1.	◆Bobby Hurley, 1990-93 <sup>[1]</sup>	140	1,076	7.7
2.	Chris Duhon, 2001-04 <sup>[6]</sup>	144	819	5.7
3.	Tommy Amaker, 1984-87 <sup>[13]</sup>	138	708	5.1
4.	Jason Williams, 2000-02 <sup>[20]</sup>	108	644	6.0
5.	Quin Snyder, 1986-89	136	575	4.2
6.	Johnny Dawkins, 1983-86	133	555	4.2
7.	Danny Ferry, 1986-89	143	506	3.5
8.	Steve Wojciechowski, 1995-98	128	505	3.9
9.	Greg Paulus, 2006-09	139	468	3.4
10.	Grant Hill, 1991-94	129	461	3.6

Active, Career: Seth Curry - 157

Coach K Era, Career: Bobby Hurley - 1,076

ACC Play, Career: Bobby Hurley - 456

Postseason, Career: Bobby Hurley - 203

ACC Tournament, Career: Jason Williams - 60

NCAA Tournament, Career: Bobby Hurley - 145

Cameron Indoor Stadium, Career: Bobby Hurley - 481

Assists Per Game

Rk	Name, Years	G	Ast	Avg
1.	Bobby Hurley, 1990-93 <sup>[3]</sup>	140	1,076	7.7
2.	Jason Williams, 2000-02 <sup>[16]</sup>	108	644	6.0
3.	Chris Duhon, 2001-04 <sup>[19]</sup>	144	819	5.7
4.	Tommy Amaker, 1984-87	138	708	5.1
5.	Dick DeVenzio, 1969-71	81	388	4.8
6.	Quin Snyder, 1986-89	136	575	4.23
7.	Johnny Dawkins, 1983-86	133	555	4.17
8.	Bob Bender, 1978-80	83	332	4.05
9.	Steve Wojciechowski, 1995-98	128	505	3.9
10.	William Avery, 1998-99	74	283	3.8

Blocked Shots

Rk	Name, Years	G	Blk	Avg
1.	Shelden Williams, 2003-06 <sup>[5]</sup>	139	422	3.0
2.	Mike Gminski, 1977-80 <sup>[6]</sup>	122	345	2.8
3.	Shane Battier, 1998-2001 <sup>[13]</sup>	146	254	1.7
4.	Cherokee Parks, 1992-95 <sup>[20]</sup>	131	230	1.8
5.	►Mason Plumlee, 2010-p	105	147	1.4
6.	Christian Laettner, 1989-92	148	145	1.0
7.	Grant Hill, 1991-94	129	133	1.0
8.	Shavlik Randolph, 2003-05	92	129	1.4
9.	Josh McRoberts, 2005-07	69	128	1.9
10.	Casey Sanders, 2000-03	124	120	1.0

Active, Career: Mason Plumlee - 147

Coach K Era, Career: Shelden Williams - 422

ACC Play, Career: Shelden Williams - 199

Postseason, Career: Shane Battier - 56

ACC Tournament, Career: Shelden Williams - 33

NCAA Tournament, Career: Shane Battier - 42

Cameron Indoor Stadium, Career: Shelden Williams - 215

Blocked Shots Per Game

Rk	Name, Years	G	Blk	Avg
1.	Shelden Williams, 2003-06 <sup>[6]</sup>	139	422	3.04
2.	Mike Gminski, 1977-80 <sup>[8]</sup>	122	345	2.83
3.	Elton Brand, 1988-99 <sup>[24]</sup>	60	113	1.88
4.	Josh McRoberts, 2005-07	69	128	1.86
5.	Cherokee Parks, 1992-95	131	230	1.76
6.	Shane Battier, 1998-2001	146	254	1.74
7.	Shavlik Randolph, 2003-05	92	129	1.40
	►Mason Plumlee, 2010-p	105	147	1.40
9.	Grant Hill, 1991-94	129	133	1.03
10.	Christian Laettner, 1989-92	148	145	0.98

2012-13 DUKE MEN'S BASKETBALL

Steals

Rk	Name, Years	G	St	Avg
1.	Chris Duhon, 2001-04 <sup>[4]</sup>	144	301	2.1
2.	Shane Battier, 1998-2001 <sup>[7]</sup>	146	266	1.8
3.	Tommy Amaker, 1984-87 <sup>[8]</sup>	138	259	1.9
4.	Jim Spanarkel, 1976-79 <sup>[9]</sup>	114	253	2.2
5.	Christian Laettner, 1989-92 <sup>[12]</sup>	148	243	1.6
6.	Jason Williams, 2000-02 <sup>[16]</sup>	108	235	2.2
7.	Grant Hill, 1991-94 <sup>[25]</sup>	129	218	1.7
8.	Jon Scheyer, 2007-10	144	208	1.4
9.	Steve Wojciechowski, 1995-98	128	203	1.6
10.	Bobby Hurley, 1990-93	140	202	1.4

Active, Career: Seth Curry - 95

Coach K Era, Career: Chris Duhon - 301

ACC Play, Career: Shane Battier - 117

Postseason, Career: Christian Laettner - 63

ACC Tournament, Career: Christian Laettner - 31

NCAA Tournament, Career: Grant Hill - 39

Cameron Indoor Stadium, Career: Chris Duhon - 136

Steals Per Game

Rk	Name, Years	G	St	Avg
1.	Jim Spanarkel, 1976-79 <sup>[14]</sup>	114	253	2.22
2.	Jason Williams, 2000-02 <sup>[15]</sup>	108	235	2.18
3.	Chris Duhon, 2001-04 <sup>[17]</sup>	144	301	2.09
4.	Tommy Amaker, 1984-87	138	259	1.88
5.	Shane Battier, 1998-2001	146	266	1.82
6.	Grant Hill, 1991-94	129	218	1.69
7.	Christian Laettner, 1989-92	148	243	1.64
8.	Mike Dunleavy, 2000-02	104	166	1.60
9.	Steve Wojciechowski, 1995-98	128	203	1.59
10.	Sean Dockery, 2003-06	133	194	1.46

Assist-to-Turnover Ratio

Rk	Name, Years	A	TO	A:TO
1.	Steve Wojciechowski, 1995-98 <sup>[7]</sup>	505	202	2.50:1
2.	Chris Duhon, 2001-04 <sup>[11]</sup>	819	355	2.31:1
3.	Tommy Amaker, 1984-87 <sup>[22]</sup>	708	336	2.11:1
4.	Jon Scheyer, 2007-10 <sup>[25]</sup>	440	211	2.09:1
5.	Bobby Hurley, 1990-93	1,076	534	2.02:1
6.	Bob Bender, 1978-80	332	169	1.96:1
7.	Quin Snyder, 1986-89	575	316	1.82:1
8.	William Avery, 1998-99	283	162	1.75:1
9.	Greg Paulus, 2006-2010	468	303	1.55:1
10.	Jason Williams, 2000-02	644	424	1.52:1

minimum 50 games played and 3.0 assist per game

Turnovers

Rk	Name, Years	TO
1.	Bobby Hurley, 1990-93	534
2.	Jason Williams, 2000-02	424
3.	Johnny Dawkins, 1983-86	414
4.	Gene Banks, 1978-81	399
5.	Christian Laettner, 1989-92	398
6.	Danny Ferry, 1986-89	396
7.	Chris Duhon, 2001-04	355
8.	Tommy Amaker, 1984-87	336
9.	Jeff Capel, 1994-97	328
10.	David Henderson, 1983-86	327

Charges Taken

Rk	Name, Years	No
1.	Shane Battier, 1998-2001	111
2.	Billy King, 1985-88	63
3.	Bobby Hurley, 1990-93	56
4.	Kyle Singler, 2008-11	54
5.	Danny Ferry, 1986-89	53

Personal Fouls

Rk	Name, Years	PF
1.	Shelden Williams, 2003-06	432
2.	Christian Laettner, 1989-92	425
3.	Lance Thomas, 2007-10	397
4.	Danny Ferry, 1986-89	394
5.	Mark Alarie, 1983-86	387
	Kyle Singler, 2008-11	387
7.	Kenny Dennard, 1978-81	383
8.	Jay Bilas, 1983-86	379
9.	Daniel Ewing, 2002-05	365
10.	Ronnie Mayer, 1953-56	347

Times Disqualified (Fouls)

Rk	Name, Years	DQ
1.	Willie Hodge, 1973-76	25
	Kenny Dennard, 1978-81	25
3.	Dick Groat, 1950-52	24
4.	Ronnie Mayer, 1953-56	22
5.	Junior Morgan, 1954-56	20
6.	Kevin Billerman, 1973-75	19
	Dan Meager, 1983-85	19
8.	Mark Alarie, 1983-86	17
9.	Shelden Williams, 2003-06	16
10.	6x: last by Jay Bilas, 1983-86	15

Games Played

Rk	Name, Years	GP
1.	Christian Laettner, 1989-92	148
	Kyle Singler, 2008-11	148
3.	Greg Koubek, 1988-91	147
4.	Shane Battier, 1998-2001	146
5.	Chris Duhon, 2001-04	144
	Jon Scheyer, 2007-10	144
7.	Danny Ferry, 1986-89	143
	Nolan Smith, 2008-11	143
9.	Brian Davis, 1989-92	141
	Thomas Hill, 1990-93	141

Consecutive Games Played

Rk	Name, Years	GP
1.	Kyle Singler, 2008-11	148
2.	Chris Duhon, 2001-04	144
	Jon Scheyer, 2007-10	144
4.	J.J. Redick, 2003-06	139
	Shelden Williams, 2003-06	139
6.	Tommy Amaker, 1984-87	138
	Daniel Ewing, 2002-05	138
8.	Mark Alarie, 1983-86	133
	Johnny Dawkins, 1983-86	133
	Thomas Hill, 1990-93	133

Games Started

Rk	Name, Years	GS
1.	Kyle Singler, 2008-11	147
2.	Bobby Hurley, 1990-93	139
3.	Tommy Amaker, 1984-87	138
4.	J.J. Redick, 2003-06	134
5.	Mark Alarie, 1983-86	133
	Johnny Dawkins, 1983-86	133
7.	Trajan Langdon, 1995-99	129
8.	Christian Laettner, 1989-92	128
	Shelden Williams, 2003-06	128
10.	Danny Ferry, 1986-89	124

Consecutive Games Started

Rk	Name, Years	No
1.	Tommy Amaker, 1984-87	138
2.	Mark Alarie, 1983-86	133
	Johnny Dawkins, 1983-86	133

Minutes Played

Rk	Name, Years	Min
1.	Kyle Singler, 2008-11 <i>[1]</i>	4,887
2.	Chris Duhon, 2001-04 <i>[2]</i>	4,813
3.	Bobby Hurley, 1990-93 <i>[3]</i>	4,802
4.	Jon Scheyer, 2007-10 <i>[4]</i>	4,759
5.	Johnny Dawkins, 1983-86 <i>[5]</i>	4,749
6.	J.J. Redick, 2003-06 <i>[6]</i>	4,732
7.	Tommy Amaker, 1984-87 <i>[8]</i>	4,666
8.	Shane Battier, 1998-2001 <i>[20]</i>	4,337
9.	Danny Ferry, 1986-89 <i>[23]</i>	4,307
10.	Gene Banks, 1978-81	4,285

Most Overall Victories

Rk	Name, Years	W
1.	◆ Shane Battier, 1998-01 <i>[1]</i>	131
2.	Kyle Singler, 2008-11 <i>[2]</i>	125
3.	Chris Duhon, 2001-04 <i>[1-3]</i>	123
4.	Christian Laettner, 1989-92 <i>[5]</i>	122
5.	Nolan Smith, 2008-11 <i>[1-6]</i>	121
6.	Danny Ferry, 1986-89 <i>[1-8]</i>	117
	Nate James, 1997-01 <i>[1-8]</i>	117
8.	Greg Koubek, 1988-91 <i>[1-10]</i>	116
	Brian Davis, 1989-92 <i>[1-10]</i>	116
	Thomas Hill, 1990-93 <i>[1-10]</i>	116
	Chris Carrawell, 1997-00 <i>[1-10]</i>	116
	J.J. Redick, 2003-06 <i>[1-10]</i>	116
	Shelden Williams, 2003-06 <i>[1-10]</i>	116

Victories count if player saw action in game

Most ACC Victories

Rk	Name, Years	W
1.	▲ Shane Battier, 1998-01 <i>[1]</i>	70
2.	Chris Carrawell, 1997-00 <i>[2]</i>	66
3.	Chris Duhon, 2001-04 <i>[3]</i>	62
4.	Nate James, 1997-01 <i>[4]</i>	61
5.	J.J. Redick, 2003-06 <i>[1-5]</i>	60
	Shelden Williams, 2003-06 <i>[1-5]</i>	60
	Kyle Singler, 2008-11 <i>[1-5]</i>	60
8.	Nick Horvath, 2000-04 <i>[1-7]</i>	59
	Daniel Ewing, 2002-05 <i>[1-7]</i>	59
10.	Casey Sanders, 2000-03	58
	Nolan Smith, 2008-11	58

Victories count if player saw action in game; includes ACC Tournament games

Highest Winning Pct.  
(Minimum 100 Games Played)

Rk	Name, Years	GP	W	L	Pct
1.	Shane Battier, 1998-01	146	131	15	.897
2.	Casey Sanders, 2000-03	124	111	13	.895
3.	Mike Dunleavy, 2000-02	104	92	12	.885
4.	Jason Williams, 2000-02	108	95	13	.880
5.	► Ryan Kelly, 2010-p	103	90	13	.873
6.	Carlos Boozer, 2000-02	101	88	13	.871
7.	Nate James, 1997-01	135	117	18	.867
8.	Nick Horvath, 2000-04	133	115	18	.865
9.	Chris Duhon, 2001-04	144	123	21	.854
10.	Chris Carrawell, 1997-00	136	116	20	.853

Highest Winning Pct.  
(Minimum 50 Games Played)

Rk	Name, Years	GP	W	L	Pct
1.	J.D. Simpson, 1998-01	80	78	2	.975
2.	Andre Buckner, 2000-03	84	80	4	.952
3.	Chris Burgess, 1988-99	75	69	6	.920
4.	William Avery, 1998-99	74	68	6	.919
5.	Elton Brand, 1998-99	60	55	5	.917
6.	Shane Battier, 1998-01	146	131	15	.897
7.	Clay Buckley, 1988-91	86	77	9	.8953
	Casey Sanders, 2000-03	124	111	13	.8952
9.	Mike Dunleavy, 2000-02	104	92	12	.885
	Patrick Johnson, 2003-06	52	46	6	.885

Highest Winning Pct.  
(Minimum 100 Games Started)

Rk	Name, Years	GS	W	L	Pct
1.	Shane Battier, 1998-01	120	108	12	.900
2.	Jason Williams, 2000-02	108	95	13	.880
3.	Chris Duhon, 2001-04	113	96	17	.850
4.	Shelden Williams, 2003-06	128	108	20	.8437
5.	Kyle Singler, 2008-11	147	124	23	.8435
6.	J.J. Redick, 2003-06	134	111	23	.828
7.	Grant Hill, 1991-94	115	95	20	.826
8.	Christian Laettner, 1989-92	128	105	23	.820
	Bobby Hurley, 1990-93	139	114	25	.820
10.	Danny Ferry, 1986-89	123	98	25	.797

Highest Winning Pct.  
(Minimum 50 Games Started)

Rk	Name, Years	GS	W	L	Pct
1.	Elton Brand, 1998-99	55	50	5	.909
2.	Shane Battier, 1998-01	120	108	12	.900
3.	Mike Dunleavy, 2000-02	76	68	8	.895
4.	Carlos Boozer, 2000-02	93	82	11	.882
5.	Jason Williams, 2000-02	108	95	13	.880
6.	Sean Dockery, 2003-06	56	49	7	.875
7.	Chris Carrawell, 1997-00	95	83	12	.874
8.	Nolan Smith, 2008-11	97	84	13	.866
9.	Nate James, 1997-01	63	54	9	.857
10.	Chris Duhon, 2001-04	113	96	17	.850

Triple-Doubles

Rk	Name, Years	No
1.	Art Heyman, 1961-63	1
	vs. Virginia, 2/28/1963 (21 points, 18 rebounds, 10 assists)	
	Gene Banks, 1978-81	1
	vs. Lehigh, 1/9/1978 (13 points, 12 rebounds, 11 assists)	
	Shelden Williams, 2003-06	1
	vs. Maryland, 1/11/2006 (19 points, 11 rebounds, 10 blocked shots)	

Double-Doubles

Rk	Name, Years	No
1.	Mike Gminski, 1977-80	63
2.	Shelden Williams, 2003-06	59
3.	Randy Denton, 1969-71	58
4.	Mike Lewis, 1966-68	52
5.	Art Heyman, 1961-63	46
6.	Christian Laettner, 1989-92	42
7.	Bob Fleischer, 1973-75	40
8.	Carroll Youngkin, 1959-61	38
9.	Gene Banks, 1978-81	37
10.	Jeff Mullins, 1962-64	34

Consecutive Double-Doubles

Rk	Name, Years	No
1.	Mike Lewis, 3/13/1967-2/20/1968	21
2.	Bob Fleischer, 2/13/1974-12/28/1974	13
3.	Art Heyman, 3/3/1961-12/16/1961	9
4.	Randy Denton, 1/11/1969-2/12/1969	8
5.	Mike Gminski, 3/1/1978-3/19/1978	6
	Mike Gminski, 1/23/1980-2/10/1980	6
	Shelden Williams, 2/19/2006-3/10/2006	6
8.	7X, last by Shelden Williams, 1/22/2005-2/5/2005	5

Consecutive Field Goals Made

Rk	Name, Years	No
1.	▲ Alaa Abdelnaby (Jr.), 1988-89	20
2.	► Ryan Kelly (So.), 2010-11	18



Consecutive Free Throws Made

Rk	Name, Years	No
1.	▲ J.J. Redick (So.), 2003-04 <i>[2]</i>	54
2.	J.J. Redick (Fr.), 2002-03 <i>[5]</i>	43
3.	Jon Scheyer (Fr.), 2007-10 <i>[1-9]</i>	40
4.	Christian Laettner (Sr.), 1991-92 <i>[1-14]</i>	35
5.	Trajan Langdon (Jr.), 1997-98	29
6.	Shane Battier (Sr.), 2000-01	27

Double-Figure Scoring Games

Rk	Name, Years	No
1.	Johnny Dawkins, 1983-86	129
	Kyle Singler, 2008-11	129
3.	J.J. Redick, 2003-06	122
4.	Mark Alarie, 1983-86	118
	Christian Laettner, 1989-92	118
6.	Jon Scheyer, 2007-10	114
7.	Mike Gminski, 1977-80	111
	Grant Hill, 1991-94	111
9.	Trajan Langdon, 1995-99	108
10.	Gene Banks, 1978-81	107

Consecutive Double-Figure Scoring Games

Rk	Name, Years	No
1.	Jeff Mullins, 12/1/1961-3/21/1964	86
2.	Dick Groat, 1/7/1950-3/8/1952	74
3.	Danny Ferry, 12/3/1989-4/1/1989	68
4.	Johnny Dawkins, 2/26/1983-1/14/1985	51
5.	Christian Laettner, 2/16/1991-3/28/1992	46
6.	Art Heyman, 12/3/60-1/30/1962	40
7.	Mike Gminski, 1/9/1978-2/3/1979	39
8.	Art Heyman, 2/10/1962-3/23/1963	38
	J.J. Redick, 3/20/2005-3/23/2006	38
10.	Mark Alarie, 12/18/1985-3/31/1986	32

Most 20-20 Games (Points-Rebounds)

Rk	Name, Years	No
1.	Randy Denton, 1969-71	6
2.	Mike Lewis, 1966-68	4
3.	Art Heyman, 1961-63	3
4.	Carroll Youngkin, 1959-61	1
	Elton Brand, 1998-99	1

Most 20-Point Games

Rk	Name, Years	No
1.	J.J. Redick, 2003-06 <i>[2]</i>	70
2.	Mike Gminski, 1977-80 <i>[5]</i>	64
3.	Art Heyman, 1961-63 <i>[6]</i>	63
4.	Johnny Dawkins, 1983-86 <i>[7]</i>	60
5.	Jeff Mullins, 1962-64 <i>[8]</i>	56
6.	Dick Groat, 1950-52	54
7.	Bob Verga, 1965-67 <i>[11]</i>	50
8.	Jim Spanarkel, 1976-79	49
	Christian Laettner, 1989-92	49
10.	Jason Williams, 2000-02	47

Most 30-Point Games

Rk	Name, Years	No
1.	J.J. Redick, 2003-06 <i>[7]</i>	20
2.	Art Heyman, 1961-63 <i>[9]</i>	19
3.	Dick Groat, 1950-52	18
4.	Bob Verga, 1965-67	12
5.	Randy Denton, 1969-71	11
6.	Ronnie Mayer, 1954-56	10
	Mike Lewis, 1966-68	10
	Jason Williams, 2000-02	10
9.	Jeff Mullins, 1962-64	9
10.	Tate Armstrong, 1974-77	8

Most 40-Point Games

Rk	Name, Years	No
1.	Dick Groat, 1950-52	3
	J.J. Redick, 2003-06	3
3.	Tate Armstrong, 1974-77	2
4.	Art Heyman, 1961-63	1
	Jeff Mullins, 1962-64	1
	Bob Verga, 1965-67	1
	Danny Ferry, 1986-89	1

Most 15-Rebound Games

Rk	Name, Years	No
1.	Mike Lewis, 1966-68	30
2.	Randy Denton, 1969-71	27
3.	Mike Gminski, 1977-80	17
4.	Bob Fleischer, 1973-75	15
5.	Shelden Williams, 2003-06	14
6.	Art Heyman, 1961-63	13
7.	Carroll Youngkin, 1959-61	12
8.	Jay Buckley, 1962-64	10
	Alan Shaw, 1971-73	10
10.	Jack Marin, 1964-66	9

Most 20-Rebound Games

Rk	Name, Years	No
1.	Mike Lewis, 1966-68 <i>[1-5]</i>	8
	Randy Denton, 1969-71 <i>[1-5]</i>	8
3.	Art Heyman, 1961-63	3
4.	Carroll Youngkin, 1959-61	1
	Jack Marin, 1964-66	1
	Cherokee Parks, 1992-95	1
	Elton Brand, 1998-99	1
	Miles Plumlee, 2009-12	1

Most 10-Assist Games

Rk	Name, Years	No
1.	Bobby Hurley, 1990-93 <i>[2]</i>	33
2.	Jason Williams, 2000-02 <i>[1-9]</i>	14
3.	Chris Duhon, 2001-04	12
4.	Tommy Amaker, 1984-87	7
	Quin Snyder, 1986-89	7
6.	Dick DeVenzio, 1969-71	5
7.	Bob Bender, 1978-80	2
	Steve Wojciechowski, 1995-98	2
	William Avery, 1998-99	2
	Nolan Smith, 2008-11	2
11.	14 tied	1

Most 5-Blocked Shots Games

Rk	Name, Years	No
1.	Shelden Williams, 2003-06	32
2.	Mike Gminski, 1977-80	20
3.	Cherokee Parks, 1992-95	8
4.	Shane Battier, 1999-02	6
5.	Josh McRoberts, 2005-07	5
6.	Antonio Lang, 1991-94	4
	►Mason Plumlee, 2010-p	4
8.	Elton Brand, 1998-99	3
	Casey Sanders, 2000-03	3
10.	Grant Hill, 1991-94	2
11.	Eight tied	1

Dunks

Rk	Name, Year	No
1.	Robert Brickey, 1987-90	147
2.	Shelden Williams, 2003-06	146
3.	Grant Hill, 1991-94	135
4.	►Mason Plumlee, 2010-p.	130
5.	Carlos Boozer, 2000-02	116
6.	Gerald Henderson, 2007-09	108
7.	Cherokee Parks, 1992-95	105
8.	Josh McRoberts, 2005-07	96
9.	Chris Carrawell, 1997-2000	92
10.	Miles Plumlee, 2009-12	89

► - Active Players; ◆ - NCAA Record; ▲ - ACC Record  
*[#]* - ACC All-Time Career Leaders In Parentheses

Season Records

Points

Rk	Name, Year	G	Pts	Avg
1.	J.J. Redick (Sr.), 2006 <sup>[2]</sup>	36	964	26.8
2.	Jason Williams (So.), 2001 <sup>[8]</sup>	39	841	21.6
3.	Dick Groat (Jr.), 1951	33	831	25.2
4.	Johnny Dawkins (Sr.), 1986	40	809	20.2
5.	Danny Ferry (Sr.), 1989	35	791	22.6
6.	Dick Groat (Sr.), 1952	30	780	26.0
7.	Shane Battier (Sr.), 2001	39	778	19.9
8.	Christian Laettner (Sr.), 1991	39	771	19.8
9.	Nolan smith (Sr.), 2011	37	764	20.6
10.	Christian Laettner (Sr.), 1992	35	751	21.5
11.	Jeff Mullins (Sr.), 1964	31	750	24.2
12.	Art Heyman (Sr.), 1963	30	747	24.9
13.	Jason Williams (Jr.), 2002	35	746	21.3
14.	Jon Scheyer (Sr.), 2010	40	728	18.2
15.	J.J. Redick (Jr.), 2005	33	721	21.8
16.	Jim Spanarkel (Jr.), 1978	34	708	20.8
17.	Kyle Singler (Jr.), 2010	40	707	17.7
18.	Bob Verga (Sr.), 1967	27	705	26.1
19.	Mike Gminski (Sr.), 1980	33	704	21.3
20.	Elton Brand (So.), 1999	39	691	17.7

Active, Season: Seth Curry, 2012 - 449  
Coach K Era, Season: J.J. Redick, 2006 - 964  
ACC Play, Season: J.J. Redick, 2006 - 470  
Postseason, Season: Johnny Dawkins, 1986 - 213  
ACC Tournament, Season: Art Heyman, 1961 - 80  
NCAA Tournament, Season: Jason Williams, 2001 - 154  
Freshman, Season: Gene Banks, 1978 - 581  
Sophomore, Season: Jason Williams, 2001 - 841  
Junior, Season: Dick Groat, 1951 - 831  
Senior, Season: J.J. Redick, 2006 - 964  
Cameron Indoor Stadium, Season: J.J. Redick, 2006 - 390

Scoring Average

Rk	Name, Year	G	Pts	Avg
1.	J.J. Redick (Sr.), 2006	36	964	26.8
2.	Bob Verga (Sr.), 1967	27	705	26.1
3.	Dick Groat (Sr.), 1952	30	780	26.0
4.	Art Heyman (Jr.), 1962	24	608	25.3
5.	Dick Groat (Jr.), 1951	33	831	25.18
6.	Art Heyman (So.), 1961	25	629	25.16
7.	Art Heyman (Sr.), 1963	30	747	24.9
8.	Tate Armstrong (Jr.), 1976	27	654	24.22
9.	Jeff Mullins (Sr.), 1964	31	750	24.19
10.	Danny Ferry (Sr.), 1989	35	791	22.6
11.	Ronnie Mayer (Sr.), 1956	25	553	22.1
12.	J.J. Redick (Jr.), 2005	33	721	21.8
13.	Mike Lewis (Sr.), 1968	28	608	21.71
14.	Ronnie Mayer (Jr.), 1955	28	607	21.68
15.	Jason Williams (So.), 2001	39	841	21.6
16.	Randy Denton (Jr.), 1970	26	560	21.54
17.	Christian Laettner (Sr.), 1992	35	751	21.46
18.	Bob Verga (So.), 1965	25	534	21.4
19.	Mike Gminski (Sr.), 1980	33	704	21.33
20.	Jason Williams (Jr.), 2002	35	746	21.31

Minimum 20 games played

Field Goals Made

Rk	Name, Year	FG
1.	Johnny Dawkins (Sr.), 1986 <sup>[4]</sup>	331
2.	J.J. Redick (Sr.), 2006	302
3.	Jeff Mullins (Sr.), 1964	300
	Danny Ferry (Sr.), 1989	300
5.	Dick Groat (Sr.), 1952	288
6.	Dick Groat (Jr.), 1951	285
	Jason Williams (So.), 2001	285
8.	Bob Verga (Sr.), 1967	283
9.	Christian Laettner (Jr.), 1991	271
10.	Art Heyman (Sr.), 1963	265
	Tate Armstrong (Jr.), 1976	265

Field Goal Attempts

Rk	Name, Year	FGA
1.	Dick Groat (Jr.), 1951	713
2.	Dick Groat (Sr.), 1952	700
3.	J.J. Redick (Sr.), 2006	643
4.	Bob Verga (Sr.), 1967	614
5.	Jeff Mullins (Sr.), 1964	613
6.	Johnny Dawkins (Sr.), 1986	603
	Jason Williams (So.), 2001	603
8.	Art Heyman (Sr.), 1963	586
9.	Danny Ferry (Sr.), 1989	575
10.	Nolan Smith (Sr.), 2011	568

Field Goal Pct.

Rk	Name, Year	FG	FGA	Pct
1.	Christian Laettner (Fr.), 1989	115	159	.723
2.	Carlos Boozer (Jr.), 2002 <sup>[4]</sup>	230	346	.665
3.	Cherokee Parks (So.), 1993 <sup>[7]</sup>	161	247	.652
4.	Alaa Abdelnaby (Jr.), 1989	123	194	.634
5.	Erik Meek (Sr.), 1995	118	190	.621
6.	Elton Brand (So.), 1999	255	411	.6204
7.	Bob Fleischer (Sr.), 1975	178	287	.6202
8.	Alaa Abdelnaby (Sr.), 1990	217	350	.6200
9.	Carlos Boozer (Fr.), 2000	164	267	.614
10.	Grant Hill (So.), 1992	182	298	.611

Minimum 100 field goals made

3-Point Field Goals Made

Rk	Name, Year	3FG
1.	J.J. Redick (Sr.), 2006 <sup>[1]</sup>	139
2.	Jason Williams (So.), 2001 <sup>[3]</sup>	132
3.	Shane Battier (Sr.), 2001 <sup>[5]</sup>	124
4.	J.J. Redick (Jr.), 2005 <sup>[6]</sup>	121
5.	Trajan Langdon (Sr.), 1999	112
6.	Jon Scheyer (Sr.), 2010	110
7.	Jason Williams (Jr.), 2002	108
8.	J.J. Redick (So.), 2004	102
9.	J.J. Redick (Fr.), 2003	95
10.	Bobby Hurley (Sr.), 1993	88
	Mike Dunleavy (Jr.), 2002	88

3-Point Field Goal Attempts

Rk	Name, Year	3FGA
1.	J.J. Redick (Sr.), 2006	330
2.	Jason Williams (So.), 2001	309
3.	J.J. Redick (Jr.), 2005	300
4.	Shane Battier (Sr.), 2001	296
5.	Jon Scheyer (Sr.), 2010	287
6.	Jason Williams (Jr.), 2002	282
7.	J.J. Redick (Sr.), 2004	258
8.	Trajan Langdon (Sr.), 1999	254
9.	J.J. Redick ((Fr.), 2003	238
10.	Mike Dunleavy (Jr.), 2002	233

3-Point Field Goal Pct.

Rk	Name, Year	FG	FGA	Pct
1.	Christian Laettner (Sr.), 1992 <sup>[1]</sup>	54	97	.557
2.	Chip Engelland (Sr.), 1983	41	74	.554
3.	Jeff Capel (So.), 1995	63	137	.460
4.	Greg Paulus (So.), 2007	68	151	.450
5.	Quin Snyder (Jr.), 1988	41	92	.446
6.	Shane Battier (Jr.), 2000	79	178	.444
7.	Chris Collins (Sr.), 1996	79	179	.4413
8.	Trajan Langdon (So.), 1997	86	195	.4410
9.	Trajan Langdon (Sr.), 1999	112	254	.4409
10.	Jeff Capel (Sr.), 1997	52	119	.437

Minimum 35 three-point field goals made

Free Throws Made

Rk	Name, Year	FT
1.	Dick Groat (Jr.), 1951	261
2.	Christian Laettner (So.), 1990	225
3.	J.J. Redick (Sr.), 2006	221
4.	Jim Spanarkel (Jr.), 1978	220
5.	Art Heyman (Sr.), 1963	217
6.	Christian Laettner (Jr.), 1991	211
7.	Dick Groat (Sr.), 1952	204
8.	Shelden Williams (Sr.), 2006	201
9.	J.J. Redick (Jr.), 2005	196
10.	Jon Scheyer (Sr.), 2010	194

Free Throw Attempts

Rk	Name, Year	FTA
1.	Dick Groat (Jr.), 1951	331
2.	Art Heyman (Sr.), 1963	314
3.	Dick Groat (Sr.), 1952	281
4.	Art Heyman (Jr.), 1962	276
5.	Shelden Williams (Sr.), 2006	270
6.	Christian Laettner (So.), 1990	269
7.	Art Heyman (So.), 1961	263
	Christian Laettner (Jr.), 1991	263
9.	Elton Brand (So.), 1999	256
	J.J. Redick (Sr.), 2006	256

Free Throw Pct.

Rk	Name, Year	FT	FTA	Pct
1.	J.J. Redick (So.), 2004 <sup>[1]</sup>	143	150	.953
2.	J.J. Redick (Jr.), 2005 <sup>[2]</sup>	196	209	.938
3.	J.J. Redick ((Fr.), 2003 <sup>[3]</sup>	102	111	.919
4.	Trajan Langdon (So.), 1997	113	126	.897
5.	Jon Scheyer (So.), 2008	120	135	.889
6.	Trajan Langdon (Jr.), 1998	101	114	.886
7.	Jon Scheyer (Sr.), 2010	194	221	.878
8.	►Seth Curry (Jr.), 2012	103	118	.873
9.	J.J. Redick (Sr.), 2006	221	256	.8633
10.	Jim Spanarkel (Jr.), 1978	220	255	.8627

Minimum 100 free throws made

Rebounds

Rk	Name, Year	G	Reb	Avg
1.	Bernie Janicki (So.), 1952	30	476	15.9
2.	Mike Lewis (Sr.), 1968	28	402	14.4
3.	Randy Denton (Sr.), 1971	30	385	12.8
4.	Shelden Williams (Sr.), 2006	36	384	10.7
5.	Elton Brand (So.), 1999	39	382	9.8
6.	Shelden Williams (Jr.), 2005	33	369	11.2
7.	Christian Laettner (So.), 1990	38	364	9.6
8.	Mike Gminski (Sr.), 1980	33	359	10.9
9.	Randy Denton (So.), 1969	28	358	12.8
10.	Ronnie Mayer (Jr.), 1955	28	348	12.4
11.	Christian Laettner (Jr.), 1991	39	340	8.7
12.	Mike Lewis (So.), 1966	30	329	11.0
13.	Art Heyman (Sr.), 1963	30	324	10.8
	Randy Denton (Jr.), 1970	26	324	12.5
15.	Bob Fleischer (Jr.), 1974	26	323	12.4
16.	Mike Lewis (Jr.), 1967	26	320	12.3
17.	Mike Gminski (So.), 1978	32	319	10.0
18.	Shelden Williams (So.), 2004	37	314	8.5
19.	►Mason Plumlee (Jr.), 2012	34	312	9.2
20.	Brian Zoubek (Sr.), 2010	40	309	7.7
	►Mason Plumlee (So.), 2011	37	309	8.4

Active, Season: Mason Plumlee, 2012 - 312  
Coach K Era, Season: Shelden Williams, 2006 - 384  
ACC Play, Season: Mike Lewis, 1968 - 241  
Postseason, Season: Jay Buckley, 1963 - 93  
ACC Tournament, Season: Carroll Youngkin, 1961 - 48  
NCAA Tournament, Season: Shane Battier, 2001 - 61  
Freshman, Season: Gene Banks, 1978 - 292  
Sophomore, Season: Bernie Janicki, 1952 - 476  
Junior, Season: Shelden Williams, 2005 - 369  
Senior, Season: Mike Lewis, 1968 - 402  
Cameron Indoor Stadium, Season: Shelden Williams, 2005 - 190

MEDIA GUIDE

Rebound Average

Rk	Name, Year	G	Reb	Avg
1.	Bernie Janicki (So.), 1952	30	476	15.9
2.	Mike Lewis (Sr.), 1968	28	402	14.4
3.	Randy Denton (Sr.), 1971	30	385	12.83
4.	Randy Denton (So.), 1969	28	358	12.79
5.	Randy Denton (Jr.), 1970	26	324	12.5
6.	Ronnie Mayer (Jr.), 1955	28	348	12.43
7.	Bob Fleischer (Jr.), 1974	26	323	12.42
8.	Mike Lewis (Jr.), 1967	26	320	12.3
9.	Alan Shaw (Jr.), 1972	26	308	11.8
10.	Jim Newcome (Jr.), 1957	24	273	11.4

Offensive Rebounds

Rk	Name, Years	G	OReb	Avg
1.	Brian Zoubek (Sr.), 2010	40	143	3.6
2.	Elton Brand (So.), 1999	39	139	3.6
3.	Christian Laettner (So.), 1990	38	129	3.4
4.	Shelden Williams (Jr.), 2005	33	127	3.8
5.	Carlos Boozer (Jr.), 2002	35	119	3.4
	Shelden Williams (So.), 2004	37	119	3.2
7.	Shelden Williams (Sr.), 2006	36	117	3.3
8.	Kyle Singler (So.), 2009	37	112	3.0
9.	Erik Meek (Sr.), 1995	31	110	3.5
10.	Greg Newton (Jr.), 1996	31	106	3.4

Assists

Rk	Name, Year	G	Ast	Avg
1.	Bobby Hurley (So.), 1991 <i>[3]</i>	39	289	7.4
2.	Bobby Hurley (Fr.), 1990 <i>[4]</i>	38	288	7.6
3.	Bobby Hurley (Sr.), 1993	32	262	8.2
4.	Tommy Amaker (Jr.), 1986	40	241	6.0
5.	Bobby Hurley (Jr.), 1992	31	237	7.6
	Jason Williams (So.), 2001	39	237	6.1
7.	Dick Groat (Sr.), 1952	30	229	7.6
8.	Chris Duhon (Sr.), 2004	37	225	6.1
9.	Quin Snyder (Sr.), 1989	36	223	6.2
10.	Jason Williams (Fr.), 2000	34	220	6.5
11.	Chris Duhon (Jr.), 2003	33	212	6.4
12.	Chris Duhon (So.), 2002	35	208	5.9
13.	Quin Snyder (Jr.), 1988	35	198	5.6
14.	William Avery (So.), 1999	39	196	5.0
15.	Jon Scheyer (Sr.), 2010	40	194	4.9
16.	Nolan Smith (Sr.), 2011	37	189	5.1
17.	Jason Williams (Jr.), 2002	35	187	5.3
	Greg Paulus (Fr.), 2006	36	187	5.2
19.	Tommy Amaker (So.), 1985	31	184	5.9
20.	Grant Hill (Sr.), 1994	34	176	5.2
	Steve Wojciechowski (Jr.), 1997	33	176	5.3

Active, Season: Seth Curry, 2012 - 83

Coach K Era, Season: Bobby Hurley, 1991 - 289

ACC Play, Season: Bobby Hurley, 1993 - 127

Postseason, Season: Bobby Hurley, 1992 - 73

ACC Tournament, Season: Jason Williams, 2000 - 27

NCAA Tournament, Season: Bobby Hurley, 1992 - 47

Freshman, Season: Bobby Hurley, 1990 - 288

Sophomore, Season: Bobby Hurley, 1991 - 289

Junior, Season: Tommy Amaker, 1986 - 241

Senior, Season: Bobby Hurley, 1993 - 262

Cameron Indoor Stadium, Season: Bobby Hurley, 1993 - 137

Assists Per Game

Rk	Name, Years	G	Ast	Avg
1.	Bobby Hurley (Sr.), 1993 <i>[6]</i>	32	262	8.2
2.	Bobby Hurley (Jr.), 1992	31	237	7.65
3.	Dick Groat (Sr.), 1952	30	229	7.63
4.	Bobby Hurley (Fr.), 1990	38	288	7.58
5.	Bobby Hurley (So.), 1991	39	289	7.4
6.	Jason Williams (Fr.), 2000	34	220	6.5
7.	Chris Duhon (Jr.), 2003	33	212	6.4
8.	Quin Snyder (Sr.), 1989	36	223	6.2
9.	Chris Duhon (Sr.), 2004	37	225	6.081
10.	Jason Williams (So.), 2001	39	237	6.076

Blocked Shots

Rk	Name, Year	G	Blk	Avg
1.	Shelden Williams (Sr.), 2006 <i>[5]</i>	36	137	3.8
2.	Shelden Williams (Jr.), 2005 <i>[7]</i>	33	122	3.7
3.	Shelden Williams (So.), 2004	37	111	3.0
4.	Mike Gminski (Sr.), 1980	33	97	2.9
5.	Mike Gminski (So.), 1978	32	92	2.9
6.	Mike Gminski (Fr.), 1977	27	90	3.3
7.	Shane Battier (Sr.), 2001	39	88	2.3
8.	Elton Brand (So.), 1999	39	86	2.2
9.	Josh McRoberts (So.), 2007	33	82	2.5
10.	Cherokee Parks (Jr.), 1994	34	76	2.2
11.	Shane Battier (Jr.), 2000	34	70	2.1
12.	Mike Gminski (Jr.), 1979	30	66	2.2
13.	Cherokee Parks (So.), 1993	32	64	2.0
14.	►Mason Plumlee (So.), 2011	37	62	1.7
15.	Shavlik Randolph (So.), 2004	37	61	1.6
16.	Cherokee Parks (Sr.), 1995	31	55	1.8
	►Mason Plumlee (Jr.), 2012	34	55	1.6
18.	Casey Sanders (Sr.), 2003	33	54	1.6
19.	Shane Battier (Fr.), 1998	36	53	1.5
20.	Shelden Williams (Fr.), 2003	33	52	1.6

Active, Season: Mason Plumlee, 2011 - 62

Coach K Era, Season: Shelden Williams, 2006 - 137

ACC Play, Season: Shelden Williams, 2006 - 68

Postseason, Season: Cherokee Parks, 1994 - 28

ACC Tournament, Season: Shelden Williams, 2005 - 11

NCAA Tournament, Season: Cherokee Parks, 1994 - 18

Freshman, Season: Mike Gminski, 1977 - 90

Sophomore, Season: Shelden Williams, 2004 - 111

Junior, Season: Shelden Williams, 2005 - 122

Senior, Season: Shelden Williams, 2006 - 137

Cameron Indoor Stadium, Season: Shelden Williams, 2005 - 68

Blocked Shots Per Game

Rk	Name, Year	G	Blk	Avg
1.	Shelden Williams (Sr.), 2006	36	137	3.81
2.	Shelden Williams (Jr.), 2005	33	122	3.70
3.	Mike Gminski (Fr.), 1977	27	90	3.33
4.	Shelden Williams (So.), 2004	37	111	3.00
5.	Mike Gminski (Sr.), 1980	33	97	2.94
6.	Mike Gminski (So.), 1978	33	92	2.88
7.	Josh McRoberts (So.), 2007	33	82	2.48
8.	Shane Battier (Sr.), 2001	39	88	2.26
9.	Cherokee Parks (Jr.), 1994	34	76	2.24
10.	Elton Brand (So.), 1999	39	86	2.21

Steals

Rk	Name, Year	G	St	Avg
1.	Jim Spanarkel (Jr.), 1978 <i>[9]</i>	34	93	2.7
2.	Steve Wojciechowski (Jr.), 1997	33	82	2.5
	Shane Battier (Sr.), 2001	39	82	2.1
	Chris Duhon (So.), 2002	35	82	2.3
5.	Tommy Amaker (Jr.), 1986	40	81	2.0
	Jason Williams (Fr.), 2000	34	81	2.4
7.	Mike Dunleavy (Jr.), 2002	35	80	2.3
	Chris Duhon (Sr.), 2004	37	80	2.2
9.	Jason Williams (So.), 2001	39	78	2.0
10.	Chris Duhon (Fr.), 2001	39	77	2.0
11.	Jason Williams (Jr.), 2002	35	76	2.2
12.	Christian Laettner (Jr.), 1991	39	75	1.9
13.	Christian Laettner (Sr.), 1992	35	74	2.1
	Steve Wojciechowski (Sr.), 1998	36	74	2.1
15.	Quin Snyder (Sr.), 1989	36	73	2.0
16.	Jim Spanarkel (So.), 1977	27	69	2.6
17.	Shane Battier (Jr.), 2000	34	68	2.0
18.	Bobby Hurley (Fr.), 1990	38	67	1.8
19.	Shane Battier (So.), 1999	37	65	1.8
	Daniel Ewing (Sr.), 2005	33	65	2.0
	Jon Scheyer (Sr.), 2010	40	65	1.6

Active, Season: Seth Curry, 2011 - 52

Coach K Era, Season: 3x, last by Chris Duhon, 2002 - 82

ACC Play, Season: Chris Duhon, 2002 - 45

Postseason, Season: Christian Laettner, 1992 - 27

ACC Tournament, Season: Christian Laettner, 1992 - 14

NCAA Tournament, Season: Tommy Amaker, 1986 - 18

Freshman, Season: Jason Williams, 2000 - 81

Sophomore, Season: Chris Duhon, 2002 - 82

Junior, Season: Jim Spanarkel, 1978 - 93

Senior, Season: Shane Battier, 2001 - 82

Cameron Indoor Stadium, Season: Steve Wojciechowski, 1997 - 49

2012-13 DUKE MEN'S BASKETBALL

Steals Per Game

Rk	Name, Years	G	St	Avg
1.	Jim Spanarkel (Jr.), 1978	34	93	2.74
2.	Jim Spanarkel (So.), 1977	27	69	2.56
3.	Steve Wojciechowski (Jr.), 1997	33	82	2.48
4.	Grant Hill (Jr.), 1993	26	64	2.46
5.	Jason Williams (Fr.), 2000	34	81	2.38
6.	Chris Duhon (So.), 2002	35	81	2.34
7.	Mike Dunleavy (Jr.), 2002	35	80	2.29
8.	George Moses (Sr.), 1976	27	61	2.26
9.	Jason Williams (Jr.), 2002	35	76	2.17
10.	Chris Duhon (Sr.), 2004	37	80	2.16

Assist-to-Turnover Ratio

Rk	Name, Years	A	TO	A:TO
1.	Steve Wojciechowski, 1997	176	58	3.03:1
2.	Jon Scheyer, 2010	194	65	2.98:1
3.	Tommy Amaker, 1985	184	64	2.88:1
4.	Chris Duhon, 2001	174	61	2.85:1
5.	Steve Wojciechowski, 1998	164	64	2.56:1
6.	Tommy Amaker, 1986	241	96	2.51:1
7.	Bob Bender, 1978	82	33	2.48:1
8.	Billy King, 1988	122	50	2.44:1
9.	Bobby Hurley, 1993	262	108	2.43:1
10.	Chris Duhon, 2002	208	92	2.26:1

minimum 20 games played and 3.0 assist per game

Turnovers

Rk	Name, Years	TO
1.	Bobby Hurley (Fr.), 1990	166
2.	Jason Williams (So.) 2001	154
3.	Bobby Hurley (So.), 1991	151
4.	Jason Williams (Fr.), 2000	139
5.	Gene Banks (Fr.), 1978	134
6.	Jason Williams (Jr.), 2002	131
7.	Christian Laettner (Jr.), 1991	121
8.	Greg Paulus (Fr.), 2006	118
	Nolan Smith (Sr.), 2011	118
10.	Jim Spanarkel (Jr.), 1978	117

Charges Taken

Rk	Name, Year	No
1.	Shane Battier (So.), 1999	36
2.	Shane Battier (Fr.), 1998	29
3.	Shane Battier (Sr.), 2001	26
4.	Dan Meagher (Sr.), 1985	25
	Billy King (Sr.), 1988	25
6.	Bobby Hurley (Fr.), 1990	24
7.	Dan Meagher (Jr.), 1984	22
	David Henderson (Sr.), 1986	22
	Danny Ferry (Sr.), 1989	22
	Shavlik Randolph (Jr.), 2005	22

Dunks

Rk	Name, Year	No
1.	►Mason Plumlee (Jr.), 2012	60
2.	Shelden Williams (Sr.), 2006	58
3.	Robert Brickey (Jr.), 1989	56
4.	Josh McRoberts (Fr.), 2006	54
5.	Elton Brand (So.), 1999	50
6.	Grant Hill (So.), 1992	48
7.	►Mason Plumlee (So.), 2011	46
8.	Gerald Henderson (So.), 2008	45
9.	Gerald Henderson (Jr.), 2009	42
	Josh McRoberts (So.), 2007	42

Personal Fouls

Rk	Name, Year	PF
1.	Brian Zoubek (Sr.), 2010	138
2.	Dick Groat (Jr.), 1951	128
3.	Lance Thomas (Sr.), 2010	121
4.	Christian Laettner (So.), 1990	120
	Shelden Williams (So.), 2004	120
6.	Mark Alarie (Sr.), 1986	119
	Danny Ferry (Fr.), 1986	119
8.	Dan Meagher (Jr.), 1984	118
9.	Shelden Williams (Sr.), 2006	114
10.	Junior Morgan (Jr.), 1955	113

Times Disqualified (Fouls)

Rk	Name, Year	DQ
1.	Willie Hodge (Sr.), 1976	14
2.	Junior Morgan (Jr.), 1955	13
3.	Jim Kulpan (Sr.), 1951	10
	Dick Groat (Jr.), 1951	10
	Dick Groat (Sr.), 1952	10
	Bill Riegel (Sr.), 1953	10
7.	Ronnie Mayer (Jr.), 1955	9
	Willie Hodge (Jr.), 1975	9
	George Moses (Sr.), 1976	9
	Taymon Domzalski (Fr.), 1996	9

Games Played

Rk	Name, Year	GP
1.	◆Mark Alarie (Sr.), 1986 <i>[t-1]</i>	40
	◆Tommy Amaker (Jr.), 1986 <i>[t-1]</i>	40
	◆Johnny Dawkins (Sr.), 1986 <i>[t-1]</i>	40
	◆Danny Ferry (Fr.), 1986 <i>[t-1]</i>	40
	◆Billy King (So.), 1986 <i>[t-1]</i>	40
	◆Jon Scheyer (Sr.), 2010 <i>[t-1]</i>	40
	◆Brian Zoubek (Sr.), 2010 <i>[t-1]</i>	40
	◆Lance Thomas (Sr.), 2010 <i>[t-1]</i>	40
	◆Kyle Singler (Jr.), 2010 <i>[t-1]</i>	40
	◆Miles Plumlee (So.), 2010 <i>[t-1]</i>	40
11.	16 players	39

Games Started

Rk	Name, Year	GS
1.	◆Mark Alarie (Sr.), 1986 <i>[t-1]</i>	40
	◆Tommy Amaker (Jr.), 1986 <i>[t-1]</i>	40
	◆Johnny Dawkins (Sr.), 1986 <i>[t-1]</i>	40
	◆Jon Scheyer (Sr.), 2010 <i>[t-1]</i>	40
	◆Kyle Singler (Jr.), 2010 <i>[t-1]</i>	40
6.	David Henderson (Sr.), 1986 <i>[t-8]</i>	39
	Bobby Hurley (So.), 1991 <i>[t-8]</i>	39
	Christian Laettner (Jr.), 1991 <i>[t-8]</i>	39
	William Avery (So.), 1999 <i>[t-8]</i>	39
	Chris Carrawell (Jr.), 1999 <i>[t-8]</i>	39
	Shane Battier (Sr.), 2001 <i>[t-8]</i>	39
	Mike Dunleavy (So.), 2001 <i>[t-8]</i>	39
	Jason Williams (So.), 2001 <i>[t-8]</i>	39
	Lance Thomas (Sr.), 2010 <i>[t-8]</i>	39

Minutes Played

Rk	Name, Year	Min
1.	Jon Scheyer (Sr.), 2010	1,470
2.	Kyle Singler (Jr.), 2010	1,436
3.	Shane Battier (Sr.), 2001	1,363
4.	Bobby Hurley (So.), 1991	1,353
5.	Nolan Smith (Jr.), 2010	1,349
6.	J.J. Redick (Sr.), 2006	1,336
7.	Johnny Dawkins (Sr.), 1986	1,324
8.	Chris Duhon (Sr.), 2004	1,311
9.	Johnny Dawkins (So.), 1984	1,306
10.	Kyle Singler (Sr.), 2011	1,286

Double-Figure Scoring Games

Rk	Name, Year	No
1.	Mark Alarie (Sr.), 1986	39
	Johnny Dawkins (Sr.), 1986	39
3.	Elton Brand (So.), 1999	38
	Jon Scheyer (Sr.), 2010	38
5.	Christian Laettner (Jr.), 1991	37
6.	Shane Battier (Sr.), 2001	36
	Jason Williams (So.), 2001	36
	J.J. Redick (Sr.), 2006	36
	Nolan Smith (Jr.), 2010	36
	Kyle Singler (Jr.), 2010	36

Double-Doubles

Rk	Name, Year	No
1.	Mike Lewis (Sr.), 1968	24
2.	Randy Denton (Sr.), 1971	22
3.	Mike Gminski (So.), 1978	21
	Shelden Williams (Sr.), 2006	21
5.	Mike Gminski (Sr.), 1980	20
	Shelden Williams (Jr.), 2005	20
7.	Randy Denton (So.), 1969	19
	Bob Fleischer (Jr.), 1974	19
	Elton Brand (So.), 1999	19
10.	Christian Laettner (Jr.), 1991	18

Most 20-20 Games (Points-Rebounds)

Rk	Name, Year	No
1.	Mike Lewis (Sr.), 1968	3
	Randy Denton (Jr.), 1970	3
3.	Randy Denton (Sr.), 1971	2
4.	Carroll Youngkin (So.), 1959	1
	Art Heyman (So.), 1961	1
	Art Heyman (Jr.), 1962	1
	Art Heyman (Sr.), 1963	1
	Mike Lewis (Jr.), 1967	1
	Randy Denton (So.), 1969	1
	Elton Brand (So.), 1999	1

Most 20-Point Games

Rk	Name, Year	No
1.	Dick Groat (Jr.), 1951	28
	J.J. Redick (Sr.), 2006	28
3.	Johnny Dawkins (Sr.), 1986	26
4.	Jeff Mullins (Sr.), 1964	25
5.	Dick Groat (Sr.), 1952	24
	Art Heyman (Sr.), 1963	24
	Jason Williams (So.), 2001	24
8.	Bob Verga (Sr.), 1967	23
	Jim Spanarkel (Jr.), 1978	23
10.	Danny Ferry (Sr.), 1989	22
	Shane Battier (Sr.), 2001	22

Most 30-Point Games

Rk	Name, Year	No
1.	J.J. Redick (Sr.), 2006	14
2.	Bob Verga (Sr.), 1967	10
3.	Dick Groat (Jr.), 1951	9
	Dick Groat (Sr.), 1952	9
5.	Mike Lewis (Sr.), 1968	8
6.	Art Heyman (So.), 1961	7
	Art Heyman (Jr.), 1962	7
8.	Randy Denton (Jr.), 1970	6
	Tate Armstrong (Jr.), 1976	6
	Jason Williams (So.), 2001	6

Most 40-Point Games

Rk	Name, Year	No
1.	Dick Groat (Sr.), 1952	3
	J.J. Redick (Sr.), 2006	3
3.	Tate Armstrong (Jr.), 1976	2
4.	Art Heyman (Sr.), 1963	1
	Jeff Mullins (Sr.), 1964	1
	Bob Verga (Sr.), 1967	1
	Danny Ferry (Sr.), 1989	1

Most 10-Rebound Games

Rk	Name, Year	No
1.	Mike Lewis (Sr.), 1968	24
2.	Randy Denton (Sr.), 1971	23
3.	Shelden Williams (Jr.), 2005	22
	Shelden Williams (Sr.), 2006	22
5.	Randy Denton (So.), 1969	21
	Bob Fleischer (Jr.), 1974	21
	Mike Gminski (So.), 1978	21
	Mike Gminski (Sr.), 1980	21
9.	Elton Brand (So.), 1999	20
10.	Christian Laettner (Jr.), 1991	19

Most 15-Rebound Games

Rk	Name, Year	No
1.	Mike Lewis (Sr.), 1968	16
2.	Randy Denton (So.), 1969	9
	Randy Denton (Jr.), 1970	9
	Randy Denton (Sr.), 1971	9
	Alan Shaw (Jr.), 1972	9
6.	Mike Lewis (Jr.), 1967	8
7.	Bob Fleischer (Sr.), 1974	7
8.	Mike Lewis (So.), 1966	6
	Mike Gminski (Fr.), 1977	6
	Mike Gminski (Sr.), 1980	6
	Shelden Williams (Jr.), 2005	6
	Shelden Williams (Sr.), 2006	6

Most 20-Rebound Games

Rk	Name, Year	No
1.	Mike Lewis (Sr.), 1968	5
2.	Randy Denton (So.), 1969	3
	Randy Denton (Jr.), 1970	3
4.	Mike Lewis (So.), 1966	2
	Randy Denton (Sr.), 1971	2
5.	Carroll Youngkin (So.), 1959	1
	Art Heyman (So.), 1961	1
	Art Heyman (Jr.), 1962	1
	Art Heyman (Sr.), 1963	1
	Jack Marin(Jr.), 1965	1
	Mike Lewis (Jr.), 1967	1
	Cherokee Parks (Jr.), 1994	1
	Elton Brand (So.), 1999	1
	Miles Plumlee (Jr.), 2012	1

Most 10-Assist Games

Rk	Name, Year	No
1.	Bobby Hurley (Fr.), 1990	9
	Bobby Hurley (Jr.), 1992	9
3.	Bobby Hurley (Sr.), 1993	8
4.	Bobby Hurley (So.), 1991	7
	Jason Williams (Fr.), 2000	7
6.	Jason Williams (So.), 2001	5
7.	Dick DeVenzio (So.), 1969	4
	Quin Snyder (Sr.), 1989	4
	Chris Duhon (So.), 2002	4
	Chris Duhon (Jr.), 2003	4

Most 5-Blocked Shots Games

Rk	Name, Year	No
1.	Shelden Williams (Sr.), 2006	12
2.	Shelden Williams (Jr.), 2005	10
3.	Shelden Williams (So.), 2004	9
4.	Mike Gminski (So.), 1978	7
5.	Mike Gminski (Fr.), 1977	6
6.	Mike Gminski (Sr.), 1980	5
	Josh McRoberts (So.), 2007	5
8.	Cherokee Parks (Jr.), 1994	4
9.	Cherokee Parks (So.), 1993	3
	Elton Brand (So.), 1999	3
	Shane Battier (Jr.), 2000	3
	Shane Battier (Sr.), 2001	3
	Mason Plumlee (So.), 2011	3

► - Active Players

◆ - NCAA Record

[#] - ACC All-Time Career Leaders In Parentheses



Game Records

Points		
Rk	Name vs. Opponent, Date	Pts
1.	Danny Ferry (Sr.) at Miami, 12/10/1988 <i>[1]</i>	58
2.	■ Dick Groat (Sr.) vs. North Carolina, 2/29/1952	48
3.	Dick Groat (Sr.) vs. George Washington, 2/2/1952	46
4.	Jeff Mullins (Sr.) vs. Villanova, 3/13/1964	43
5.	Tate Armstrong (Jr.) vs. Clemson, 2/25/1976	42
6.	Bob Verga (Sr.) vs. Ohio State, 12/29/1966	41
	J.J. Redick (Sr.) vs. Texas, 12/10/2005	41
	J.J. Redick (Sr.) at Georgetown, 1/21/2006	41
9.	Dick Groat (Sr.) at South Carolina, 2/23/1952	40
	Art Heyman (Sr.) vs. North Carolina, 2/23/1963	40
	Tate Armstrong (Jr.) vs. N.C. State, 2/18/1976	40
	J.J. Redick (Sr.) vs. Virginia, 1/28/2006	40
13.	Art Heyman (Jr.) at South Carolina, 12/13/1961	39
	Bob Verga (Sr.) at Wake Forest, 2/28/1967	39
	Gary Melchionni (Sr.) vs. Maryland, 2/3/1973	39
16.	Bill Reigel (Sr.) at Wake Forest, 2/12/1953	38
	Ronnie Mayer (Sr.) vs. Maryland, 1/14/1956	38
	Art Heyman (Jr.) vs. Maryland, 1/13/1962	38
	Bob Verga (Sr.) vs. Penn State, 1/3/1967	38
	Tate Armstrong (Jr.) at Virginia, 2/11/1976	38
	Jason Williams (Jr.) vs. Kentucky, 12/18/2001	38
	J.J. Redick (Jr.) vs. Wake Forest, 2/20/2005	38

*Active, Game: Andre Dawkins vs. Bradley, 12/8/2010 - 28*  
*Coach K Era, Game: Danny Ferry at Miami, 12/10/1988 - 58*  
*ACC Play, Game: Tate Armstrong vs. Clemson, 2/25/1976 - 42*  
*Southern Conference Play, Game: Dick Groat vs. N. Carolina, 2/29/1952 - 48*  
*Postseason, Game: Jeff Mullins vs. Villanova, 2/13/1964 - 43*  
*ACC Tournament, Game: Bob Verga vs. Virginia, 3/9/1967 -*  
*J.J. Redick vs. N.C. State, 3/12/2005 - 35*  
*NCAA Tournament, Game: Jeff Mullins vs. Villanova, 2/13/1964 - 43*  
*Cameron Indoor Stadium, Game: Dick Groat vs. N. Carolina, 2/29/1952 - 48*  
*Freshman, Game: J.J. Redick vs. Virginia, 1/15/2003 - 34*  
*Sophomore, Game: Bill Reigel at Wake Forest, 2/12/1953:*  
*Jason Williams vs. Kentucky, 12/18/2001 - 38*  
*Junior, Game: Tate Armstrong vs. Clemson, 2/26/1976 - 42*  
*Senior, Game: Danny Ferry at Miami, 12/10/1988 - 58*  
*In a Season Opener: Art Heyman vs. Davidson, 12/1/1962 - 36*  
*In a Conference Opener: Jim Spanarkel vs. Maryland, 1/4/1978:*  
*Danny Ferry vs. Wake Forest, 12/21/1988 - 33*  
*Off the Bench: Kyrie Irving vs. Arizona, 3/24/2011 - 28*

Field Goals Made

Rk	Name vs. Opponent, Date	FG
1.	Danny Ferry (Sr.) at Miami, 12/10/1988 <i>[2]</i>	23
2.	■ Dick Groat (Sr.) vs. North Carolina, 2/29/1952	19
	Jeff Mullins (Sr.) vs. Villanova, 3/13/1964 <i>[1-8]</i>	19
4.	Jack Marin (Sr.) vs. Wake Forest, 1/15/1966	18
	Tate Armstrong (Jr.) vs. Clemson, 2/25/1976	18
6.	Gary Melchionni (Sr.) vs. Maryland, 2/3/1973	17
7.	Dick Groat (Sr.) vs. George Washington, 2/2/1952	16
	Dick Groat (Sr.) at South Carolina, 2/23/1952	16
	Art Heyman (Jr.) at South Carolina, 12/13/1961	16
	Bob Verga (Sr.) vs. Ohio State, 12/29/1966	16
	Bob Verga (Sr.) vs. Penn State, 1/3/1967	16
	Randy Denton (Jr.) at Clemson, 2/14/1970	16
	Randy Denton (Jr.) vs. Utah, 3/14/1970	16
	Tate Armstrong (Jr.) vs. Maryland, 2/7/1976	16
	Vince Taylor (Sr.) vs. Clemson, 2/24/1982	16

Most Field Goals Made (No Misses)

Rk	Name vs. Opponent, Date	FG
1.	Carlos Boozer (So.) vs. Portland, 12/19/2000	11
2.	■ Mike Lewis (Jr.) vs. Penn State, 1/3/1966	10
	■ Mike Gminski (Fr.) vs. Johns Hopkins, 11/30/1976	10
	Christian Laettner (Sr.) vs. Kentucky, 3/28/1992	10
5.	Carroll Youngkin (Sr.) at Virginia, 1/11/1961	9
	Alaa Abdelnaby (Jr.) vs. East Carolina, 11/30/1988	9
	Cherokee Parks (So.) vs. San Francisco, 1/26/1993	9
	Greg Newton (Jr.) vs. Western Carolina, 12/20/1995	9
	Mason Plumlee (Jr.) vs. Lehigh, 3/16/2012	9
10.	Pete Kramer (Sr.) vs. Cornell, 11/30/1974	8
	Vince Taylor (Sr.) vs. East Carolina, 12/22/1981	8
	Robert Brickey (So.) vs. North Carolina, 3/6/1988	8
	Alaa Abdelnaby (Jr.) vs. The Citadel, 11/26/1988	8
	Grant Hill (So.) vs. North Carolina, 3/15/1992	8
	Cherokee Parks (So.) vs. Clemson, 1/6/1993	8
	Carlos Boozer (So.) vs. Clemson, 1/7/2001	8
	Lance Thomas (Jr.) vs. Duquesne, 11/28/2008	8

Field Goals Attempted

Rk	Name vs. Opponent, Date	FG
1.	■ Dick Groat (Sr.) vs. North Carolina, 2/29/1952	37
2.	Art Heyman (Sr.) vs. North Carolina, 2/23/1963	33
3.	Art Heyman (Jr.) vs. Maryland, 1/13/1962	32
4.	Bob Verga (Jr.) at Wake Forest, 2/22/1966	31
	Bob Verga (Sr.) vs. Penn State, 1/3/1967	31
6.	Art Heyman (So.) vs. South Carolina, 3/3/1961	30
	Art Heyman (Jr.) at South Carolina, 12/13/1961	30
	Art Heyman (Sr.) vs. Loyola-Chicago, 3/22/1963	30
9.	Bob Verga (Sr.) vs. Ohio State, 12/29/1966	29
	Bob Verga (Sr.) at North Carolina, 3/4/1967	29
	Bob Verga (Sr.) vs. Southern Illinois, 3/13/1967	29
	Tate Armstrong (Jr.) vs. Clemson, 2/26/1976	29
	Danny Ferry (Sr.) vs. Seton Hall, 4/1/1989	29

3-Point Field Goals Made

Rk	Name vs. Opponent, Date	3FG
1.	■ Shane Battier (Sr.) vs. Princeton, 11/14/2000 <i>[1-3]</i>	9
	J.J. Redick (Sr.) vs. Texas, 12/10/2005 <i>[1-3]</i>	9
3.	William Avery (So.) vs. Florida, 12/9/1998	8
	Jason Williams (So.) vs. Temple, 12/2/2000	8
	Jason Williams (Jr.) at Florida State, 1/6/2002	8
	Jason Williams (Jr.) vs. North Carolina, 3/3/2002	8
	J.J. Redick (Jr.) at Florida State, 1/22/2005	8
	J.J. Redick (Sr.) vs. Virginia, 1/28/2006	8
	Kyle Singler (Jr.) vs. Georgia Tech, 2/4/2010	8
	Andre Dawkins (So.) vs. Bradley, 12/8/2010	8

3-Point Field Goal Attempts

Rk	Name vs. Opponent, Date	3FGA
1.	Bobby Hurley (Sr.) vs. California, 3/20/1993 <i>[1-3]</i>	18
2.	■ Jason Williams (Jr.) vs. Temple, 12/5/2001	16
	J.J. Redick (Sr.) vs. Texas, 12/10/2005	16
4.	Jason Williams (Jr.) vs. North Carolina, 3/3/2002	15
	J.J. Redick (Jr.) vs. Georgia Tech, 2/5/2005	15
6.	Shane Battier (Sr.) vs. Maryland, 2/27/2001	14
	Jason Williams (Jr.) at Clemson, 2/2/2002	14
	J.J. Redick (Sr.) at Florida State, 3/1/2006	14
	Andre Dawkins (So.) vs. Bradley, 12/8/2010	14
10.	10x last, Tyler Thornton (So.) vs. Virginia Tech, 3/9/2012	13

3-Point Field Goal Pct.

Rk	Name vs. Opponent, Date	Pct
1.	Bobby Hurley (Sr.) vs. Southern Illinois, 3/18/1993 <i>[6-7]</i>	.857
	Trajan Langdon (So.) vs. St. Joseph's, 11/20/1996 <i>[6-7]</i>	.857
	Steve Wojciechowski (Jr.) at North Carolina, 3/2/1997 <i>[6-7]</i>	.857
	J.J. Redick (Fr.) at Ga. Tech, 2/26/2003 <i>[6-7]</i>	.857
5.	Ricky Price (So.) vs. Monmouth, 12/28/1995	.833
	Trajan Langdon (Sr.) vs. Temple, 3/21/1999	.833
	Chris Duhon (Fr.) at Virginia, 2/14/2001	.833
	J.J. Redick (Fr.) vs. Virginia, 1/15/2003	.833
	J.J. Redick (So.) at Maryland, 1/21/2004	.833
10.	24x: last Ryan Kelly (Jr.) vs. Wake Forest, 2/28/2012 <i>[4-5]</i>	.800

*Minimum five three-point attempts*

3-Point Field Goal Pct.

Rk	Name vs. Opponent, Date	Pct
1.	William Avery (So.) vs. Florida, 12/9/1998 <i>[8-10]</i>	.800
	Jason Williams (So.) vs. Temple, 12/2/2000	.800
	J.J. Redick (Sr.) vs. Virginia, 1/28/2006	.800
	Kyle Singler (Jr.) vs. Georgia Tech, 2/4/2010	.800
5.	Shane Battier (Sr.) vs. Princeton, 11/14/2000 <i>[9-12]</i>	.750
6.	J.J. Redick (Jr.) at Florida State, 1/22/2005	.727
7.	Shane Battier (Jr.) at Clemson, 3/1/2000	.700
	Jason Williams (Jr.) vs. Kentucky, 12/18/2001	.700
9.	Jason Williams (Jr.) at Florida State, 1/6/2002	.667
10.	Chris Collins (Sr.) at Florida State, 2/22/1996	.636
	Jason Williams (So.) vs. N.C. A&T, 12/30/2000	.636
	Jason Williams (Jr.) at Michigan, 12/8/2001	.636
	J.J. Redick (Sr.) vs. Boston College, 3/12/2006	.636

*Minimum 10 three-point attempts*

Free Throws Made

Rk	Name vs. Opponent, Date	FT
1.	Bucky Allen (Jr.) vs. N.C. State, 1/5/1957 <i>[1-3]</i>	20
2.	Joe Belmont (Jr.) at Penn, 12/16/1955 <i>[1-6]</i>	19
3.	Jim Spanarkel (Jr.) vs. North Carolina, 12/2/1977 <i>[1-10]</i>	18
	Jim Spanarkel (Jr.) vs. N.C. State, 2/15/1978 <i>[1-10]</i>	18
5.	Dick Groat (Jr.) vs. Davidson, 1/29/1951	17
	Bucky Allen (Jr.) at Clemson, 12/4/1956	17
	Mike Gminski (Jr.) at N.C. State, 1/21/1979	17
8.	William Riegel (So.) at Wake Forest, 2/12/1953	16
	Ronnie Mayer (Sr.) at Pennsylvania, 12/16/1955	16
	Richie O'Connor vs. Wake Forest, 12/18/1971	16

Most Free Throws Made (No Misses)

Rk	Name vs. Opponent, Date	FT
1.	Dick Groat (Jr.) vs. Davidson, 1/29/1951	17
2.	Gene Banks (Jr.) vs. N.C. State, 2/28/1980	14
	J.J. Redick (Jr.) vs. Princeton, 1/5/2005	14
	Ryan Kelly (Jr.) vs. Georgia Tech, 1/7/2012	14
5.	Bucky Allen (Sr.) at N.C. State, 2/11/1958	13
	Mike Lewis (Jr.) at Vanderbilt, 12/13/1966	13
	Steve Vandenberg (Sr.) vs. North Carolina, 3/1/1969	13
	Christian Laettner (So.) vs. Maryland, 1/13/1990	13
	Christian Laettner (Sr.) vs. St. John's, 12/5/1991	13
	Elton Brand (So.) vs. N.C. A&T, 12/20/1998	13
	Jon Scheyer (Jr.) vs. Rhode Island, 11/16/2008	13

Free Throw Attempts

Rk	Name vs. Opponent, Date	FTA
1.	Joe Belmont (Jr.) at Penn, 12/16/1955 <i>[1-4]</i>	24
	Art Heyman (So.) at Navy, 2/18/1961 <i>[1-4]</i>	24
3.	Bucky Allen (Jr.) vs. N.C. State, 1/5/1957	23
4.	Ronnie Mayer (Sr.) at Pennsylvania, 12/16/1955	22
	Jim Spanarkel (Jr.) vs. N.C. State, 2/15/1978	22
6.	Bernie Janicki (Jr.) vs. Maryland, 3/5/1953	21
	Richie O'Connor (Jr.) vs. WakeForest, 12/18/1971	21
	Jim Spanarkel (Sr.) vs. North Carolina, 12/2/1977	21
9.	Bucky Allen (Jr.) at Clemson, 12/4/1956	20
	Carroll Youngkin (So.) vs. Pittsburgh, 1/31/1959	20
	Art Heyman (Jr.) vs. WakeForest, 12/30/1961	20
	Mike Gminski (Jr.) at N.C. State, 1/21/1979	20
	Christian Laettner (Sr.) at Boston U., 1/21/1992	20

Rebounds

Rk	Name vs. Opponent, Date	Reb
1.	■ Bernie Janicki (So.) vs. North Carolina, 2/29/1952	31
2.	Randy Denton (Sr.) vs. Northwestern, 12/29/1970 <i>[1-17]</i>	25
3.	Art Heyman (Sr.) vs. North Carolina, 2/23/1963	24
	Mike Lewis (Jr.) vs. (OT) Wake Forest, 2/21/1967	24
	Paul Schmidt (Sr.) vs. (OT) Wake Forest, 2/15/1968	24
6.	Bob Lakata (So.) vs. Temple, 1/5/1955	23
	Jim Newcome (Sr.) vs. West Virginia, 12/15/1956	23
	Randy Denton (So.) at Davidson, 2/19/1969	23
9.	Mike Lewis (Sr.) vs. N.C. State, 1/27/1968	22
	Mike Lewis (Sr.) vs. Temple, 2/17/1968	22
	Miles Plumlee (Sr.) vs. Maryland, 2/11/2012	22
12.	Art Heyman (So.) at Georgia Tech, 12/19/1960	21
	Jack Marin (Jr.) vs. Navy, 12/10/1964	21
	Mike Lewis (So.) vs. UCLA, 12/10/1965	21
	Mike Lewis (Sr.) vs. Clemson, 1/9/1968	21
	Randy Denton (So.) vs. South Carolina, 2/8/1969	21
	Randy Denton (Jr.) vs. Kentucky, 12/20/1969	21
	Randy Denton (Jr.) vs. William & Mary, 12/13/1969	21
	Randy Denton (Jr.) vs. Maryland, 2/21/1970	21
	Elton Brand (So.) vs. Fresno State, 11/27/1998	21
21.	8x: last by Cherokee Parks (Jr.) vs. Xavier, 12/4/1993	20

*Active, Game: Mason Plumlee vs. St. John's, 1/28/2012 - 17*  
*Coach K Era, Game: Elton Brand vs. Fresno State, 11/27/1998 - 21*  
*ACC Play, Game: 3x: last by Paul Schmidt vs. Wake Forest, 2/15/1968 - 24*  
*Postseason, Game: 2x: last by Randy Denton vs. St. Bonaventure (NIT), 3/27/1971 - 20*  
*ACC Tournament, Game: Art Heyman vs. Clemson, 3/2/1962 - 20*  
*NCAA Tournament, Game: 2x: last by Shelden Williams vs. Southern, 3/16/2006 - 18*  
*Cameron Indoor Stadium, Game: Bernie Janicki vs. UNC, 2/29/1952 - 31*  
*Freshman, Game: 2x: last by Shelden Williams vs. Florida State, 3/6/2003 - 17*  
*Sophomore, Game: Bernie Janicki vs. North Carolina, 2/29/1952 - 31*  
*Junior, Game: Mike Lewis vs. Wake Forest, 2/21/1967 - 24*  
*Senior, Game: Randy Denton vs. Northwestern, 12/29/1970 - 25*

Offensive Rebounds

Rk	Name vs. Opponent, Date	Reb
1.	Mike Lewis (Jr.) vs. Wake Forest, 2/21/1967	12
	Mike Lewis (Sr.) vs. Wake Forest, 2/14/1968	12
3.	Mike Lewis (So.) vs. N.C. State, 1/29/1966	11
4.	Mike Lewis (So.) vs. UCLA, 12/10/1965	10
	Jack Marin (Sr.) vs. Wake Forest, 1/15/1966	10
	Elton Brand (So.) at Florida State, 2/17/1999	10
7.	Jim Liccardo (Jr.) vs. Penn State, 1/3/1966	9
	Randy Denton (So.) vs. South Carolina, 2/8/1969	9
	Cherokee Parks (Jr.) vs. Xavier, 12/4/1993	9
	Greg Newton (Jr.) vs. Maryland, 3/8/1996	9
	Shelden Williams (Jr.) vs. Tennessee-Martin, 11/20/2004	9
	Shelden Williams (Sr.) at Florida State, 3/1/2006	9
	Kyle Singler (Fr.) vs. Princeton, 11/19/2007	9
	Miles Plumlee (Sr.) vs. Maryland, 2/11/2012	9

Defensive Rebounds

Rk	Name vs. Opponent, Date	Reb
1.	Danny Ferry (So.) at Maryland, 1/14/1987	17
2.	Randy Denton (So.) vs. Wake Forest, 2/12/1969	16
3.	Mike Lewis (Sr.) vs. Princeton, 12/19/1967	15
	Elton Brand (So.) vs. Fresno State, 11/27/1998	15
	Mike Dunleavy (So.) at Clemson, 2/7/2001	15
	Shelden Williams (Sr.) vs. Southern, 3/16/2006	15
7.	Christian Laettner (So.) at Virginia, 2/8/1990	14
8.	Danny Ferry (Sr.) at Harvard, 2/14/1989	13
	Grant Hill (Sr.) vs. Arkansas, 4/4/1994	13
	Cherokee Parks (Sr.) at Virginia, 2/15/1995	13
	Cherokee Parks (Sr.) vs. N.C. State, 3/9/1995	13
	Carlos Boozer (Jr.) vs. Iowa, 11/27/2001	13
	Shelden Williams (Sr.) vs. Virginia Tech, 12/4/2005	13
	Shelden Williams (Sr.) at Virginia Tech, 1/26/2006	13
	Miles Plumlee (Sr.) vs. Maryland, 2/11/2012	13

Assists

Rk	Name vs. Opponent, Date	Ast
1.	■ Bobby Hurley (Sr.) vs. Florida State, 2/24/1993 <i>[1-15]</i>	16
2.	Bobby Hurley (Sr.) vs. Oklahoma, 1/4/1993	15
	Bobby Hurley (Sr.) at N.C. State, 2/21/1993	15
	Bobby Hurley (Sr.) vs. UCLA, 2/28/1993	15
	Greg Paulus (Fr.) vs. Valparaiso, 12/18/2005	15
6.	Kevin Billerman (So.) at North Carolina, 3/2/1974	14
	Tommy Amaker (Jr.) vs. Miami, 2/19/1986	14
	Bobby Hurley (So.) vs. LSU, 2/10/1991	14
	Chris Duhon (Sr.) vs. WakeForest, 1/17/2004	14
10.	Tommy Amaker (Jr.) vs. Virginia, 12/7/1985	13
	Bobby Hurley (Fr.) vs. Ga. Tech, 1/28/1990	13
	Bobby Hurley (Fr.) at N.C. State, 2/21/1990	13
	Bobby Hurley (So.) vs. N.C. State, 2/20/1991	13
	Bobby Hurley (Jr.) vs. Maryland, 3/13/1992	13
	Chris Collins (Jr.) vs. Western Carolina, 12/20/1995	13
	Jason Williams (Fr.) vs. Virginia, 2/5/2000	13
	Jason Williams (Fr.) vs. St. John's, 2/26/2000	13
	Chris Duhon (Fr.) vs. N.C. A&T, 12/30/2000	13
	Chris Duhon (Jr.) vs. Ohio State, 12/3/2002	13

*Active, Game: Quinn Cook vs. Pennsylvania, 1/1/2012 - 9*  
*Coach K Era, Game: Bobby Hurley vs. Florida State, 2/24/1993 - 16*  
*ACC Play, Game: Bobby Hurley vs. Florida State, 2/24/1993 - 16*  
*Postseason, Game: Bobby Hurley vs. Maryland, 3/13/1992 - 13*  
*ACC Tournament, Game: Bobby Hurley vs. Maryland, 3/13/1992 - 13*  
*NCAA Tournament, Game: Quin Snyder vs. SMU, 3/19/1988 - 12*  
*Cameron Indoor Stadium, Game: Bobby Hurley vs. Fla. State, 2/24/1993 - 16*  
*Freshman, Game: Greg Paulus vs. Valparaiso, 12/18/2005 - 15*  
*Sophomore, Game: Kevin Billerman at North Carolina, 3/2/1974 - 14*  
*Junior, Game: Tommy Amaker vs. Miami, 2/19/1986 - 14*  
*Senior, Game: Bobby Hurley vs. Florida State, 2/24/1993 - 16*

Minutes Played

Rk	Name vs. Opponent, Date	Min
1.	Howard Hurt (Jr.) vs. Dayton, 12/30/1959	55
2.	John Frye (Jr.) vs. Dayton, 12/30/1959	54
3.	Chip Engelland (Jr.) vs. Clemson, 2/24/1982	53
4.	Vince Taylor (Sr.) vs. Clemson, 2/24/1982	51
5.	Randy Denton (Jr.) vs. Virginia Tech, 12/1/1969	49
	Dick DeVenzio (Jr) vs. Virginia Tech, 12/1/1969	49
	Tommy Amaker (Fr.) at North Carolina, 3/3/1984	49
	Johnny Dawkins (So.) at North Carolina, 3/3/1984	49
	Christian Laettner (Jr.) at Arizona, 2/24/1991	49
10.	Cherokee Parks (Sr.) vs. North Carolina, 2/2/1995	48

Blocked Shots

Rk	Name vs. Opponent, Date	Blk
1.	Cherokee Parks (Jr.) vs. Clemson, 3/11/1994 <i>[1-9]</i>	10
	■ Shelden Williams (Sr.) vs. Maryland, 1/11/2006 <i>[1-9]</i>	10
3.	Mike Gminski (Fr.) at Davidson, 1/5/1977	9
	Mike Gminski (So.) vs. N.C. State, 2/15/1978	9
	Mike Gminski (Jr.) at Davidson, 1/2/1979	9
	Mike Gminski (Sr.) vs. Wake Forest, 11/30/1979	9
	Shelden Williams (Jr.) vs. Virginia, 1/16/2005	9
	Shelden Williams (Sr.) vs. Davidson, 11/19/2005	9
9.	Mike Gminski (Fr.) vs. Connecticut, 12/14/1976	8
	Mike Gminski (Sr.) vs. Vermont, 12/28/1979	8
	Shane Battier (Jr.) vs. Kansas, 3/19/2000	8
	Shelden Williams (So.) vs. Wake Forest, 1/17/2004	8
	Shelden Williams (Sr.) vs. Virginia, 1/28/2006	8

*Active, Game: Mason Plumlee at N.C. State, 1/19/2011 - 6*  
*Coach K Era, Game: 2x, last by Shelden Williams vs. Maryland, 1/11/2006 - 10*  
*ACC Play, Game: Shelden Williams vs. Maryland, 1/11/2006 - 10*  
*Postseason, Game: Cherokee Parks vs. Clemson, 3/11/1994 - 10*  
*ACC Tournament, Game: Cherokee Parks vs. Clemson, 3/11/1994 - 10*  
*NCAA Tournament, Game: Shane Battier vs. Kansas, 3/19/2000 - 8*  
*Cameron Indoor Stadium, Game: Shelden Williams vs. Md., 1/11/2006 - 10*  
*Freshman, Game: Mike Gminski at Davidson, 1/5/1977 - 9*  
*Sophomore, Game: Mike Gminski vs. N.C. State, 2/15/1978 - 9*  
*Junior, Game: Cherokee Parks vs. Clemson, 3/11/1994 - 10*  
*Senior, Game: Shelden Williams vs. Maryland, 1/11/2006 - 10*

Steals

Rk	Name vs. Opponent, Date	St
1.	■ Kenny Dennard (So.) vs. Maryland, 2/3/1979 <i>[1]</i>	11
2.	Grant Hill (Jr.) vs. California, 3/20/1993 <i>[1-8]</i>	8
	Steve Wojciechowski (Jr.) vs. Vanderbilt, 11/22/1996 <i>[1-8]</i>	8
4.	George Moses (Sr.) vs. Western Kentucky, 12/27/1975	7
	George Moses (Sr.) vs. Davidson, 1/27/1976	7
	Jim Spanarkel (So.) vs. Lafayette, 1/10/1977	7
	Tommy Amaker (Jr.) vs. Old Dominion, 3/15/1986	7
	Tommy Amaker (Jr.) vs. Louisville, 3/31/1986	7
	Christian Laettner (Sr.) vs. North Carolina, 3/15/1992	7
	Shane Battier (Fr.) vs. Davidson, 11/20/1997	7
	Mike Dunleavy (Jr.) vs. Maryland, 1/17/2002	7
	Sean Dockery (So.) vs. St. John's, 12/6/2003	7
	Chris Duhon (Sr.) vs. Fairfield, 1/6/2004	7
	Chris Duhon (Sr.) vs. Georgia Tech, 3/3/2004	7
	DeMarcus Nelson (So.) vs. Boston U., 11/14/2005	7
	David McClure (So.) vs. UNC Greensboro, 1/16/2006	7
17.	24x, last by Nolan Smith (Sr.) at Florida State, 1/12/2011	6

*Active, Game: 3x, last by Seth Curry vs. Miami, 2/13/2011 - 5*  
*Coach K Era, Game: 2x, last by S. Wojciechowski vs. Vandy, 11/22/1996 - 8*  
*ACC Play, Game: Kenny Dennard vs. Maryland, 2/3/1979 - 11*  
*Postseason, Game: Grant Hill vs. California, 3/20/1993 - 8*  
*ACC Tournament, Game: Christian Laettner vs. N. Carolina, 3/15/1992 - 7*  
*NCAA Tournament, Game: Grant Hill vs. California, 3/20/1993 - 8*  
*Cameron Indoor Stadium, Game: Kenny Dennard vs. Maryland, 2/3/1979 - 11*  
*Freshman, Game: Shane Battier vs. Davidson, 11/20/1997 - 7*  
*Sophomore, Game: Kenny Dennard vs. Maryland, 2/3/1979 - 11*  
*Junior, Game: 2x, last by S. Wojciechowski vs. Vandy, 11/22/1996 - 8*  
*Senior, Game: 5x, last by Chris Duhon vs. Georgia Tech, 3/3/2004 - 7*

Fewest Field Goal Attempts  
(Minimum 20 Points)

Rk	Player vs. Opponent, Date	FGA	Pts
1.	Richard O'Connor vs. Wake Forest, 12/18/1971	5	24
	<i>(4-5 FG, 16-21 FT)</i>		
2.	Bobby Joe Harris at Wake Forest, 2/1/1958	6	20
	<i>(3-6 FG, 14-16 FT)</i>		
	John Smith vs. Davidson, 12/8/1986	6	20
	<i>(6-6 FG, 8-9 FT)</i>		
	Ryan Kelly at Wake Forest, 1/22/2011	6	20
	<i>(6-6 FG, 4-4, 3FG, 4-4 FT)</i>		
5.	Trajan Langdon vs. St. Joes, 11/20/1996	7	20
	<i>(6-7 FG, 6-7 3FG, 2-2 FT)</i>		
	Elton Brand vs. N.C. A&T, 12/20/1998	7	21
	<i>(4-7 FG, 13-13 FT)</i>		
	DeMarcus Nelson vs. Albany, 12/17/2007	7	23
	<i>(6-7 FG, 4-5 3FG, 7-13 FT)</i>		
	Jon Scheyer vs. North Carolina, 3/8/2009	7	24
	<i>(7-7 FG, 3-3 3FG, 7-8 FT)</i>		
	Seth Curry vs. Michigan State, 11/15/2011	7	20
	<i>(4-7 FG, 2-5 3FG, 10-12 FT)</i>		
	Ryan Kelly vs. Georgia Tech, 1/7/2012	4	21
	<i>(3-4 FG, 1-2 3FG, 14-14 FT)</i>		

Fewest Field Goal Attempts  
(Minimum 30 Points)

Rk	Player vs. Opponent, Date	FGA	Pts
1.	Shane Battier vs. Davidson, 12/21/1999	9	31
	<i>(8-9 FG, 3-4 3FG, 12-12 FT)</i>		
2.	Christian Laettner vs. Kentucky, 3/28/1992	10	31
	<i>(10-10 FG, 1-1 3FG, 10-10 FT)</i>		
3.	Chris Collins vs. Iowa, 11/25/1995	12	30
	<i>(8-12 FG, 5-7 3FG, 9-12 FT)</i>		
	Jason Williams at Temple, 12/2/2000	12	30
	<i>(10-12 FG, 8-10 3FG, 2-2 FT)</i>		
	J.J. Redick vs. N.C. State, 3/16/2003	12	30
	<i>(7-12 FG, 5-10 3FG, 11-12 FT)</i>		
	Shelden Williams at Miami, 1/19/2005	12	30
	<i>(11-12 FG, 8-8 FT)</i>		
	Kyrie Irving vs. Michigan State, 12/1/2010	12	31
	<i>(8-12 FG, 2-3 3FG, 13-16 FT)</i>		

Fewest Field Goal Attempts  
(Minimum 40 Points)

Rk	Player vs. Opponent, Date	FGA	Pts
1.	J.J. Redick vs. Virginia, 1/28/2006	13	40
	<i>(11-13 FG, 8-10 3FG, 10-11 FT)</i>		
2.	J.J. Redick vs. Texas, 12/10/2005	24	40
	<i>(13-24 FG, 9-16 3FG, 6-6 FT)</i>		
3.	J.J. Redick at Georgetown, 1/21/2006	24	41
	<i>(12-24 FG, 6-11 3FG, 11-13 FT)</i>		
4.	Danny Ferry at Miami, 12/10/1988	26	58
	<i>(23-26 FG, 2-3 3FG, 10-12 FT)</i>		
5.	Jeff Mullins vs. Villanova, 3/13/1964	28	43
	<i>(19-28 FG, 5-6 FT)</i>		
	Tate Armstrong vs. N.C. State, 2/18/1976	28	40
	<i>(14-28 FG, 12-13 FT)</i>		

Highest Points Efficiency  
(Minimum 30 Points)

Rk	Player vs. Opponent, Date	Pts	Pts	Poss
1.	Christian Laettner vs. Kentucky, 3/28/1992	31	31	1.000
	<i>(10-10 FG, 1-1 3FG, 10-10 FT)</i>			
2.	Shelden Williams at Miami, 1/19/2005	30	32	.938
	<i>(11-12 FG, 8-8 FT)</i>			
3.	Carlos Boozer at Virginia, 2/28/2002	33	36	.917
	<i>(12-13 FG, 9-10 FT)</i>			
4.	Shane Battier vs. Davidson, 12/21/1999	31	34	.912
	<i>(8-9 FG, 3-4 3FG, 12-12 FT)</i>			
5.	Carlos Boozer vs. N.C. State, 2/14/2002	32	36	.889
	<i>(13-14 FG, 6-8 FT)</i>			

*Points divided by total possible points if hit every shot*

Highest Points Efficiency  
(Minimum 40 Points)

Rk	Player vs. Opponent, Date	Pts	Pts	Poss
1.	Danny Ferry at Miami, 12/10/1988	58	67	.866
	<i>(23-26 FG, 2-3 3FG, 10-12 FT)</i>			
2.	J.J. Redick vs. Virginia, 1/18/2006	40	47	.851
	<i>(11-13 FG, 8-10 3FG, 10-11 FT)</i>			
3.	Jeff Mullins vs. Villanova, 3/13/1964	43	62	.694
	<i>(19-28 FG, 5-6 FT)</i>			
4.	Tate Armstrong vs. Clemson, 2/25/1976	42	66	.636
	<i>(18-29 FG, 6-8 FT)</i>			
5.	J.J. Redick vs. Texas, 12/10/2006	41	70	.586
	<i>(13-24 FG, 9-16 3FG, 6-6 FT)</i>			

*Points divided by total possible points if hit every shot*

Most Points (100 Pct. Efficiency)

Rk	Player vs. Opponent, Date	Pts
1.	Christian Laettner vs. Kentucky, 3/28/1992	31
	<i>(10-10 FG, 1-1 3FG, 10-10 FT)</i>	
2.	Carlos Boozer vs. Clemson, 1/7/2001	25
	<i>(8-8 FG, 9-9 FT)</i>	
3.	Larry Saunders vs. West Virginia, 2/7/1970	23
	<i>(7-7 FG, 9-9 FT)</i>	
4.	Carlos Boozer at Portland, 12/19/2000	22
	<i>(11-11 FG)</i>	
5.	Grant Hill vs. North Carolina, 3/15/1992	20
	<i>(8-8 FG, 4-4 FT)</i>	
	Ryan Kelly at Wake Forest, 1/22/2011	20
	<i>(6-6 FG, 4-4 3FG, 4-4 FT)</i>	

■ - Cameron Indoor Stadium record  
[#] - ACC all-time individual game rank

Freshman Season Records

Points

Rk	Name, Year	G	Pts	Avg
1.	Gene Banks, 1977-78	34	581	17.1
2.	Luol Deng, 2003-04	37	558	15.1
3.	Austin Rivers, 2011-12	34	527	15.5
4.	Johnny Dawkins, 1982-83	28	506	18.1
5.	J.J. Redick, 2002-03	33	495	15.0
6.	Jason Williams, 1999-2000	34	492	14.5
7.	Kyle Singler, 2007-08	34	451	13.3
8.	Carlos Boozer, 1999-2000	34	443	13.0
9.	Mike Gminski, 1976-77	27	414	15.3
	Corey Maggette, 1998-99	39	414	10.6

Scoring Average

Rk	Name, Year	G	Pts	Avg
1.	Johnny Dawkins, 1982-83 <i>[8]</i>	28	506	18.1
2.	Gene Banks, 1977-78 <i>[10]</i>	34	581	17.1
3.	Austin Rivers, 2011-12	34	527	15.5
4.	Mike Gminski, 1976-77	27	414	15.3
5.	Luol Deng, 2003-04	37	558	15.1
6.	J.J. Redick, 2002-03	33	495	15.0
7.	Jason Williams, 1999-00	34	492	14.5
8.	Elton Brand, 1997-98	21	281	13.4
9.	Jim Spanarkel, 1975-76	23	307	13.3
	Kyle Singler, 2007-08	34	451	13.3

Minimum 20 games played

Field Goals Made

Rk	Name, Year	FG
1.	Gene Banks, 1977-78	238
2.	Luol Deng, 2003-04	210
3.	Johnny Dawkins, 1982-83	207
4.	Jason Williams, 1999-00	179
5.	Mike Gminski, 1976-77	175
6.	Austin Rivers, 2011-12	174
7.	Carlos Boozer, 1999-2000	164
8.	Grant Hill, 1990-91	160
9.	Kyle Singler, 2007-08	159
10.	J.J. Redick, 2002-03	149

Field Goal Attempts

Rk	Name, Year	FGA
1.	Gene Banks, 1977-78	451
2.	Luol Deng, 2003-04	442
3.	Jason Williams, 1999-00	427
4.	Johnny Dawkins, 1982-83	414
5.	Austin Rivers, 2011-12	402
6.	J.J. Redick, 2002-03	361
7.	Kyle Singler, 2007-08	348
8.	Mike Gminski, 1976-77	340
9.	Grant Hill, 1990-91	310
10.	Jon Scheyer, 2006-07	284

Field Goal Pct.

Rk	Name, Year	FG	FGA	Pct
1.	Christian Laettner, 1988-89	115	159	.723
2.	Carlos Boozer, 1999-2000	164	267	.614
3.	Josh McRoberts, 2005-06	15	190	.605
4.	Elton Brand, 1997-98	100	169	.592
5.	Kenny Dennard, 1977-78	140	254	.551
6.	Jim Spanarkel, 1975-76	120	219	.548
7.	Gene Banks, 1977-78	238	451	.528
8.	Corey Maggette, 1998-99	137	261	.525
9.	Grant Hill, 1990-91	160	310	.516
10.	Mike Gminski, 1976-77	175	340	.515

Minimum 100 field goals made

3-Point Field Goals Made

Rk	Name, Year	3FG
1.	J.J. Redick, 2002-03	95
2.	Jason Williams, 1999-2000	73
3.	Jon Scheyer, 2006-07	61
4.	Trajan Langdon, 1994-95	59
5.	Austin Rivers, 2011-12	58
6.	Kyle Singler, 2007-08	51
7.	Chris Duhon, 2000-01	44
8.	Kyle Singler, 2007-08	43
9.	Bobby Hurley, 1989-90	41
10.	Luol Deng, 2003-04	40

3-Point Field Goal Attempts

Rk	Name, Year	3FGA
1.	J.J. Redick, 2002-03	238
2.	Jason Williams, 1999-00	206
3.	Jon Scheyer, 2006-07	167
4.	Austin Rivers, 2011-12	159
5.	Kyle Singler, 2007-08	150
6.	Trajan Langdon, 1994-95	138
7.	Chris Duhon, 2000-01	122
8.	Bobby Hurley, 1989-90	115
9.	Taylor King, 2007-08	114
10.	Luol Deng, 2003-04	111

3-Point Field Goal Pct.

Rk	Name, Year	FG	FGA	Pct
1.	Daniel Ewing, 2001-02	32	70	.457
2.	Chris Collins, 1992-93	37	85	.435
3.	Trajan Langdon, 1994-95	59	138	.428
4.	Jeff Capel, 1993-94	32	76	.421
5.	J.J. Redick, 2002-03	95	238	.399
6.	►Andre Dawkins, 2009-10	36	95	.379
7.	Taylor King, 2007-08	43	114	.377
8.	Jon Scheyer, 2006-07	61	167	.365
	Austin Rivers, 2011-12	58	159	.365
10.	Chris Duhon, 2000-01	44	122	.361

Minimum 30 three-point field goals made

Free Throws Made

Rk	Name, Year	FT
1.	Austin Rivers, 2011-12	121
2.	Carlos Boozer, 1999-00	115
	Jon Scheyer, 2006-07	115
4.	Corey Maggette, 1998-99	111
5.	Bobby Hurley, 1989-90	110
6.	Gene Banks, 1977-78	105
7.	Mark Alarie, 1982-83	104
8.	J.J. Redick, 2002-03	102
9.	Luol Deng, 2003-04	98
10.	Christian Laettner, 1988-89	88

Free Throw Attempts

Rk	Name, Year	FTA
1.	Austin Rivers, 2011-12	184
2.	Corey Maggette, 1998-99	155
	Carlos Boozer, 1999-00	155
4.	Gene Banks, 1977-78	146
5.	Bobby Hurley, 1989-90	143
6.	Luol Deng, 2003-04	138
7.	Jon Scheyer, 2006-07	136
8.	Elton Brand, 1997-98	134
9.	Grant Hill, 1990-91	133
10.	Mark Alarie, 1982-83	128
	Shelden Williams, 2002-03	128

Free Throw Pct.

Rk	Name, Year	FT	FTA	Pct
1.	J.J. Redick, 2002-03	102	111	.919
2.	Kyrie Irving, 2010-11	64	71	.901
3.	Jon Scheyer, 2006-07	115	136	.846
4.	Taymon Domzalski, 1995-96	63	77	.818
5.	Mark Alarie, 1982-83	104	128	.813
6.	Bill McCaffrey, 1989-90	69	87	.793
7.	Greg Paulus, 2005-06	76	97	.784
8.	Kyle Singler, 2007-08	82	106	.774
9.	Bobby Hurley, 1989-90	110	143	.769
10.	William Avery, 1997-98	61	82	.744

Minimum 60 free throws made

Rebounds

Rk	Name, Year	G	Reb	Avg
1.	Gene Banks, 1977-78	34	292	8.6
2.	Mike Gminski, 1976-77	27	289	10.7
3.	Luol Deng, 2003-04	37	255	6.9
4.	Shane Battier, 1997-98	36	230	6.4
5.	Danny Ferry, 1985-86	40	221	5.5
6.	Kenny Dennard, 1977-78	34	215	6.3
7.	Carlos Boozer, 1999-00	34	213	6.3
8.	Kyle Singler, 2007-08	34	198	5.8
9.	Shelden Williams, 2002-03	33	195	5.9
10.	Josh McRoberts, 2005-06	36	189	5.3

Rebound Average

Rk	Name, Year	G	Reb	Avg
1.	Mike Gminski, 1976-77 <i>[4]</i>	27	289	10.7
2.	Gene Banks, 1977-78 <i>[10]</i>	34	292	8.6
3.	Elton Brand, 1997-98	21	154	7.3
4.	Luol Deng, 2003-04	37	255	6.9
5.	Mark Alarie, 1982-83	28	181	6.5
6.	Shane Battier, 1997-98	36	230	6.4
7.	Kenny Dennard, 1977-78	34	215	6.3
	Carlos Boozer, 1999-00	34	213	6.3
9.	Shelden Williams, 2002-03	33	195	5.9
10.	Kyle Singler, 2007-08	34	198	5.8

Assists

Rk	Name, Year	G	Ast	Avg
1.	Bobby Hurley, 1989-90	38	288	7.6
2.	Jason Williams, 1999-00	34	220	6.5
3.	Greg Paulus, 2005-06	36	187	5.2
4.	Chris Duhon, 2000-01	39	174	4.5
5.	Tommy Amaker, 1983-84	34	163	4.8
6.	Johnny Dawkins, 1982-83	28	134	4.8
7.	Gene Banks, 1977-78	34	120	3.5
8.	Jeff Capel, 1993-94	34	108	3.2
9.	William Avery, 1997-98	35	87	2.5
10.	Steve Wojciechowski, 1994-95	28	81	2.9

Assists Per Game

Rk	Name, Years	G	Ast	Avg
1.	Bobby Hurley, 1989-90 <i>[2]</i>	38	288	7.6
2.	Jason Williams, 1999-00	34	220	6.5
3.	Greg Paulus, 2005-06	36	187	5.2
4.	Johnny Dawkins, 1982-83	28	134	4.8
	Tommy Amaker, 1983-84	34	163	4.8
6.	Chris Duhon, 2000-01	39	174	4.5
7.	Kyrie Irving, 2010-11	11	47	4.3
8.	Gene Banks, 1977-78	34	120	3.5
9.	Jeff Capel, 1993-94	34	108	3.2
10.	Steve Wojciechowski, 1994-95	28	81	2.9



Blocked Shots

Rk	Name, Year	G	Blk	Avg
1.	Mike Gminski, 1976-77	27	90	3.3
2.	Shane Battier, 1997-98	36	53	1.5
3.	Shelden Williams, 2002-03	33	52	1.6
4.	Josh McRoberts, 2005-06	36	46	1.3
5.	Luol Deng, 2003-04	37	39	1.1
6.	Cherokee Parks, 1991-92	34	35	1.0
7.	Grant Hill, 1990-91	36	30	0.8
	►Mason Plumlee, 2009-10	34	30	0.9
9.	Christian Laettner, 1988-89	36	28	0.8
	Antonio Lang, 1990-91	36	28	0.8

Blocked Shots Per Game

Rk	Name, Year	G	Blk	Avg
1.	Mike Gminski, 1976-77	27	90	3.3
2.	Shelden Williams, 2002-03	33	52	1.6
3.	Shane Battier, 1997-98	36	53	1.5
4.	Elton Brand, 1997-98	21	27	1.3
	Josh McRoberts, 2005-06	36	46	1.3
6.	Luol Deng, 2003-04	37	39	1.1
7.	Cherokee Parks, 1991-92	34	35	1.0
8.	Shavlik Randolph, 2002-03	26	24	0.9
	►Mason Plumlee, 2009-10	34	30	0.9
10.	Mark Alarie, 1982-83	28	21	0.8
	Christian Laettner, 1988-89	36	28	0.8
	Grant Hill, 1990-91	36	30	0.8
	Antonio Lang, 1990-91	36	28	0.8

Steals

Rk	Name, Year	G	St	Avg
1.	Jason Williams, 1999-00	34	81	2.4
2.	Chris Duhon, 2000-01	39	77	2.0
3.	Bobby Hurley, 1989-90	38	67	1.8
4.	Tommy Amaker, 1983-84	34	64	1.9
5.	Greg Paulus, 2005-06	36	56	1.6
6.	Grant Hill, 1990-91	36	51	1.4
	Shane Battier, 1997-98	36	51	1.4
8.	Luol Deng, 2003-04	37	49	1.3
9.	Jim Spanarkel, 1975-76	23	45	2.0
10.	Josh McRoberts, 2005-06	36	41	1.1

Steals Per Game

Rk	Name, Years	G	St	Avg
1.	Jason Williams, 1999-00	34	81	2.4
2.	Jim Spanarkel, 1975-76	23	45	2.0
	Chris Duhon, 2000-01	39	77	2.0
4.	Tommy Amaker, 1983-84	34	64	1.9
5.	Bobby Hurley, 1989-90	38	67	1.8
6.	Greg Paulus, 2005-06	36	56	1.6
7.	Elton Brand, 1997-98	21	32	1.5
8.	Grant Hill, 1990-91	36	51	1.4
	Shane Battier, 1997-98	36	51	1.4
10.	Luol Deng, 2003-04	37	49	1.3

Assist-to-Turnover Ratio

Rk	Name, Years	A	TO	A:TO
1.	Chris Duhon, 2000-01	174	61	2.85:1
2.	Steve Wojciechowski, 1994-95	81	42	1.93:1
3.	Bobby Hurley, 1989-90	288	166	1.73:1
4.	Tommy Amaker, 1983-84	163	101	1.61:1
5.	Jeff Capel, 1993-94	108	68	1.59:1
6.	Jason Williams, 1999-00	220	139	1.58:1
	Greg Paulus, 2005-06	187	118	1.58:1
8.	William Avery, 1997-98	87	60	1.45:1
9.	Johnny Dawkins, 1982-83	134	103	1.30:1

minimum 20 games played and 2.0 assist per game

Turnovers

Rk	Name, Years	TO
1.	Bobby Hurley, 1989-90	166
2.	Jason Williams, 1999-2000	139
3.	Gene Banks, 1977-78	134
4.	Greg Paulus, 2005-06	118
5.	Johnny Dawkins, 1982-83	103
6.	Tommy Amaker, 1983-84	101
7.	Kenny Dennard, 1977-78	84
8.	Luol Deng, 2003-04	83
9.	Corey Maggette, 1998-99	80
10.	Austin Rivers, 2011-12	79

Dunks

Rk	Name, Year	PF
1.	Josh McRoberts, 2005-06	51
2.	Carlos Boozer, 1999-2000	40
3.	Grant Hill, 1990-91	33
4.	Corey Maggette, 1998-99	29
5.	Luol Deng, 2003-04	28
6.	Chris Carrawell, 1996-97	24
	►Mason Plumlee, 2009-10	24
8.	Shelden Williams, 2002-03	22
9.	Chris Burgess, 1997-98	20
10.	Elton Brand, 1997-98	18

Games Played

Rk	Name, Year	GP
1.	Danny Ferry, 1985-86	40
2.	Corey Maggette, 1998-99	39
	Chris Duhon, 2000-01	39
4.	Bobby Hurley, 1989-90	38
	Bill McCaffrey, 1989-90	38
	►Andre Dawkins, 2009-10	38
7.	Luol Deng, 2003-04	37
8.	Christian Laettner, 1988-89	36
	Grant Hill, 1990-91	36
	Antonio Lang, 1990-91	36
	Chris Burgess, 1997-98	36
	Shane Battier, 1997-98	36
	Josh McRoberts, 2005-06	36
	Greg Paulus, 2005-06	36

Games Started

Rk	Name, Year	GS
1.	Bobby Hurley, 1989-90	38
2.	Kenny Dennard, 1977-78	34
	Tommy Amaker, 1983-84	34
	Jason Williams, 1999-00	34
	Kyle Singler, 2007-08	34
6.	Greg Paulus, 2005-06	33
	Austin Rivers, 2011-12	33
8.	Gene Banks, 1977-78	32
	Luol Deng, 2003-04	32
	Jon Scheyer, 2006-07	32

Minutes Played

Rk	Name, Year	Min
1.	Bobby Hurley, 1989-90	1,268
2.	Tommy Amaker, 1983-84	1,235
3.	Greg Paulus, 2005-06	1,163
4.	Jason Williams, 1999-2000	1,157
5.	Luol Deng, 2003-04	1,149
6.	Gene Banks, 1977-78	1,135
7.	Austin Rivers, 2011-12	1,129
8.	Jon Scheyer, 2006-07	1,112
9.	Chris Duhon, 2000-01	1,085
10.	J.J. Redick, 2002-03	1,013

Minutes Per Game

Rk	Name, Year	G	Min	Avg
1.	Tommy Amaker, 1983-84	34	1,235	36.3
2.	Johnny Dawkins, 1982-83	28	1,002	35.8
3.	Mike Gminski, 1976-77	27	938	34.7
4.	Jason Williams, 1999-00	34	1,157	34.0
5.	Jon Scheyer, 2006-07	33	1,112	33.69
6.	Gene Banks, 1977-78	34	1,135	33.38
7.	Bobby Hurley, 1989-90	38	1,268	33.37
8.	Austin Rivers, 2011-12	34	1,129	33.2
9.	Greg Paulus, 2005-06	36	1,163	32.31
10.	Luol Deng, 2003-04	37	1,149	31.1

Double-Figure Scoring Games

Rk	Name, Year	No
1.	Gene Banks, 1977-78	31
	Luol Deng, 2003-04	31
3.	Jason Williams, 1999-00	30
	Austin Rivers, 2011-12	30
5.	Johnny Dawkins, 1982-83	27
6.	Grant Hill, 1990-91	26
7.	Kyle Singler, 2007-08	25
8.	J.J. Redick, 2002-03	23
9.	Jon Scheyer, 2006-07	22
10.	Corey Maggette, 1998-99	21
	Carlos Boozer, 1999-00	21

Double-Doubles

Rk	Name, Year	No
1.	Gene Banks, 1977-78	14
2.	Mike Gminski, 1976-77	12
3.	Luol Deng, 2003-04	6
4.	Shelden Williams, 2002-03	6

Most 20-Point Games

Rk	Name, Year	No
1.	Gene Banks, 1977-78	11
2.	Mike Gminski, 1976-77	10
3.	Johnny Dawkins, 1982-83	9
	J.J. Redick, 2002-03	9
5.	Carlos Boozer, 1999-00	8
	Luol Deng, 2003-04	8

Most 10-Rebound Games

Rk	Name, Year	No
1.	Mike Gminski, 1976-77	15
2.	Gene Banks, 1977-78	14
3.	Shelden Williams, 2002-03	8
4.	Luol Deng, 2003-04	6
5.	Mark Alarie, 1982-83	5
	Elton Brand, 1997-98	5
	Carlos Boozer, 1999-00	5

Most 15-Rebound Games

Rk	Name, Year	No
1.	Mike Gminski, 1976-77	6

Most 10-Assist Games

Rk	Name, Year	No
1.	Bobby Hurley, 1989-90	9
2.	Jason Williams, 1999-00	7

Most 5-Blocked Shots Games

Rk	Name, Year	No
1.	Mike Gminski, 1976-77	6
2.	Antonio Lang, 1990-91	2



Freshman Game Records

Points	
Rk	Name vs. Opponent, Date
1.	J.J. Redick vs. Virginia, 1/15/2003 <i>[1-4]</i>
2.	Johnny Dawkins at Maryland, 1/15/1983 <i>[1-11]</i>
	Kyrie Irving vs. Michigan State, 12/1/2010 <i>[1-11]</i>
4.	J.J. Redick vs. N.C. State, 3/16/2003
5.	Johnny Dawkins vs. Stetson, 2/16/1983
	Austin Rivers at North Carolina, 2/8/2012
7.	Mike Gminski at Wake Forest, 1/19/1977
	Gene Banks vs. East Carolina, 1/28/1978
	Johnny Dawkins vs. Maryland, 2/21/1983
	Carlos Boozer vs. William & Mary, 1/2/2000

Active, Game: Andre Dawkins vs. Radford, 11/21/2009 - 20  
Coach K Era, Game: J.J. Redick vs. Virginia, 1/15/2003 - 34  
ACC Play, Game: J.J. Redick vs. Virginia, 1/15/2003 - 34  
Postseason, Game: J.J. Redick vs. N.C. State, 3/16/2003 - 30  
ACC Tournament, Game: J.J. Redick vs. N.C. State, 3/16/2003 - 30  
NCAA Tournament, Game: Kyrie Irving vs. Arizona, 3/24/2011 - 28  
Cameron Indoor Stadium, Game: J.J. Redick vs. Virginia, 1/15/2003 - 34  
In a Season Opener: Shavlik Randolph vs. Army, 11/12/2002 - 23  
In a Conference Opener: J.J. Redick at Clemson, 1/5/2003 - 22;  
Robert Roelke at Virginia, 12/16/1944 - 22  
Off the Bench: Kyrie Irving vs. Arizona, 3/24/2011 - 28

Field Goals Made

Rk	Name vs. Opponent, Date	FG
1.	Mike Gminski at Wake Forest, 1/19/1977	13
2.	Gene Banks vs. Washington College, 11/29/1977	12
	Gene Banks at North Carolina, 2/25/1978	12
	Johnny Dawkins vs. Maryland, 2/21/1983	12
	Luol Deng vs. North Carolina, 3/6/2004	12
6.	Mike Gminski vs. Rice, 12/30/1976	11
	Johnny Dawkins at Colorado, 12/2/1982	11
	Johnny Dawkins at Maryland, 1/15/1983	11
	Johnny Dawkins vs. Stetson, 2/16/1983	11
	Carlos Boozer vs. William & Mary, 1/2/2000	11
	Carlos Boozer vs. Virginia, 2/5/2000	11
	Shavlik Randolph vs. Butler, 1/30/2003	11

Most Field Goals Made (No Misses)

Rk	Name vs. Opponent, Date	FG
1.	Mike Gminski vs. Johns Hopkins, 11/30/1976	10
2.	Carlos Boozer at N.C. State, 2/19/2000	7
3.	Jim Spanarkel at Wake Forest, 2/4/1976	6
	Tommy Amaker vs. Massachusetts, 12/12/1983	6
	Alaa Abdelnaby at North Carolina, 2/26/1987	6
	Christian Laettner vs. Arizona, 2/26/1989	6
	Cherokee Parks vs. Harvard, 11/30/1991	6
8.	Kenny Dennard vs. Wake Forest, 12/3/1977	5
	Gene Banks vs. Johns Hopkins, 11/26/1977	5
	Vince Taylor at Virginia, 1/24/1979	5
	Quin Snyder vs. Miami, 2/19/1986	5
	Antonio Lang vs. Lehigh, 12/29/1990	5
	Cherokee Parks vs. East Carolina, 11/25/1991	5
	Matt Christensen vs. Western Carolina, 12/20/1995	5
	Mike Dunleavy vs. Clemson, 1/29/2000	5
	Josh McRoberts vs. Wake Forest, 2/14/2006	5
	Josh McRoberts vs. Boston College, 3/12/2006	5

Field Goals Attempted

Rk	Name vs. Opponent, Date	FG
1.	Johnny Dawkins vs. Maryland, 2/21/1983	26
2.	Mike Gminski at Wake Forest, 1/19/1977	24
3.	Gene Banks at La Salle, 1/21/1978	22
4.	Kyle Singler at Virginia, 3/5/2008	21
5.	Gene Banks vs. Maryland, 2/18/1978	20
	Johnny Dawkins vs. Stetson, 2/16/1983	20
	Johnny Dawkins at Wake Forest, 2/19/1983	20
	Johnny Dawkins vs. Wake Forest, 1/19/1983	20
	Johnny Dawkins vs. North Carolina, 3/5/1983	20
	Jason Williams vs. Florida, 3/24/2000	20
	Luol Deng vs. Purdue, 11/29/2003	20

3-Point Field Goals Made

Rk	Name vs. Opponent, Date	3FG
1.	Trajan Langdon at North Carolina, 3/4/1995	6
	J.J. Redick at Georgia Tech, 2/26/2003	6
	Taylor King vs. Eastern Kentucky, 11/25/2007	6
	Kyle Singler vs. Maryland, 2/13/2008	6
	►Andre Dawkins vs. Radford, 11/21/2009	6
	Austin Rivers at North Carolina, 2/8/2012	6
7.	Trajan Langdon vs. North Carolina, 2/2/1995	5
	Jason Williams vs. William & Mary, 1/2/2000	5
	Chris Duhon at Virginia, 2/14/2001	5
	J.J. Redick vs. Dayton, 12/29/2002	5
	J.J. Redick vs. UCLA, 11/30/2002	5
	J.J. Redick vs. Virginia, 1/15/2003	5
	J.J. Redick vs. N.C. State, 3/16/2003	5
	J.J. Redick vs. Central Michigan, 3/22/2003	5
	Taylor King vs. N.C. Central, 11/9/2007	5
	Taylor King vs. Wisconsin, 11/27/2007	5

3-Point Field Goal Attempts

Rk	Name vs. Opponent, Date	3FGA
1.	J.J. Redick at Florida State, 2/2/2003	13
2.	J.J. Redick at North Carolina, 3/9/2003	11
	J.J. Redick vs. Kansas, 3/27/2003	11
	Taylor King vs. Eastern Kentucky, 11/25/2007	11
	►Andre Dawkins vs. Coastal Carolina, 11/16/2009	11
6.	David Henderson at Virginia, 2/5/1983	10
	Trajan Langdon at North Carolina, 3/4/1995	10
	Jason Williams vs. William & Mary, 1/2/2000	10
	J.J. Redick vs. UCLA, 11/30/2002	10
	J.J. Redick at Clemson, 1/5/2003	10
	J.J. Redick vs. Clemson, 2/9/2003	10
	J.J. Redick vs. N.C. State, 3/16/2003	10
	Jon Scheyer at Georgia Tech, 1/10/2007	10
	Jon Scheyer vs. North Carolina, 2/7/2007	10
	Austin Rivers at North Carolina, 2/8/2012	10

3-Point Field Goal Pct.

Rk	Name vs. Opponent, Date	Pct
1.	J.J. Redick at Georgia Tech, 2/26/2003	[6-of-7] .857
2.	Chris Duhon at Virginia, 2/14/2001	[5-of-6] .833
	J.J. Redick vs. Virginia, 1/15/2003	[5-of-6] .833
4.	Trajan Langdon vs. George Washington, 12/6/1994	[4-of-5] .800
	Luol Deng vs. Pacific, 11/27/2003	[4-of-5] .800
	Greg Paulus at Maryland, 2/11/2006	[4-of-5] .800
7.	►Andre Dawkins vs. Radford, 11/21/2009	[6-of-8] .750
8.	J.J. Redick vs. Dayton, 12/29/2002	[5-of-7] .714
	J.J. Redick vs. Central Michigan, 3/22/2003	[5-of-7] .714
	Taylor King vs. N.C. Central, 11/9/2007	[5-of-7] .714

Minimum five three-point attempts

Free Throws Made

Rk	Name vs. Opponent, Date	FT
1.	Kyrie Irving vs. Michigan State, 12/1/2011	13
2.	Elton Brand vs. Chaminade, 11/24/1997	11
	Elton Brand vs. UNC-Greensboro, 12/3/1997	11
	J.J. Redick vs. Virginia, 1/15/2003	11
	J.J. Redick vs. N.C. State, 3/16/2003	11
	Jon Scheyer at Miami, 1/14/2007	11
	Austin Rivers vs. Virginia Tech, 2/25/2012	11
8.	Mike Gminski vs. St. Joseph's, 2/12/1977	10
	Gene Banks vs. East Carolina, 1/28/1978	10
	Gene Banks vs. Kentucky, 3/27/1978	10
	Bobby Hurley at Northwestern, 12/2/1989	10
	Taymon Domzalski at Northeastern, 12/30/1995	10
	Brian Zoubek vs. Columbia, 11/12/2006	10

Most Free Throws Made (No Misses)

Rk	Name vs. Opponent, Date	FT
1.	J.J. Redick vs. Virginia, 1/15/2003	11
	Jon Scheyer at Miami, 1/14/2007	11
3.	Bobby Hurley at Northwestern, 12/2/1989	10
4.	Bill McCaffrey vs. Canisius, 11/29/1989	9
5.	Jay Bilas at Wake Forest, 2/19/1983	8
	Bobby Hurley vs. Clemson, 1/31/1990	8
	J.J. Redick at Clemson, 1/5/2003	8
	Kyle Singler vs. Marquette, 11/21/2007	8
9.	Richard Whiting at Temple, 2/9/1946	7
	Erik Meek vs. William & Mary, 12/30/1991	7
	Jon Scheyer vs. Florida State, 2/4/2007	7
	Kyrie Irving vs. Kansas State, 11/23/2010	7

Free Throw Attempts

Rk	Name vs. Opponent, Date	FTA
1.	Austin Rivers vs. Virginia Tech, 2/25/2012	17
2.	Elton Brand vs. Chaminade, 11/24/1997	16
	Kyrie Irving vs. Michigan State, 12/1/2010	16
4.	Grant Hill vs. Notre Dame, 11/23/1990	14
	Shelden Williams vs. Army, 11/23/2002	14
6.	Mike Gminski vs. St. Joseph's, 2/12/1977	13
	Elton Brand vs. UNC-Greensboro, 12/3/1997	13
	Shavlik Randolph vs. Army, 11/23/2002	13
	Brian Zoubek vs. Columbia, 11/12/2006	13
10.	Don Cashman vs. Davidson, 12/16/1952	12
	Jim Spanarkel at Clemson, 1/14/1976	12
	Gene Banks vs. East Carolina, 1/28/1978	12
	Gene Banks vs. Kentucky, 3/27/1978	12
	Taymon Domzalski at Northeastern, 12/30/1995	12
	J.J. Redick vs. N.C. State, 3/16/2003	12

Rebounds

Rk	Name vs. Opponent, Date	Reb
1.	Mike Gminski vs. Clemson, 1/12/1977	17
	Gene Banks vs. Wake Forest, 1/18/1978	17
	Shelden Williams vs. Florida State, 3/6/2003	17
4.	Mike Gminski vs. Rice, 12/30/1976	16
	Mike Gminski at Duquesne, 1/31/1977	16
	Mike Gminski vs. Clemson, 3/3/1977	16
	Kenny Dennard at La Salle, 1/21/1978	16
	Luol Deng vs. Maryland, 3/14/2004	16
9.	Mike Gminski vs. St. Joseph's, 2/12/1977	15
	Mike Gminski vs. North Carolina, 2/26/1977	15
	Carlos Boozer at Maryland, 1/9/2000	15

Active, Game: Mason Plumlee vs. North Carolina, 2/10/2010 - 9  
Coach K Era, Game: Shelden Williams vs. Florida State, 3/6/2003 - 17  
ACC Play, Game: Gene Banks vs. Wake Forest, 1/18/1978 - 17;  
Shelden Williams vs. Florida State, 3/6/2003 - 17;  
Mike Gminski vs. Clemson, 1/12/1977 - 17  
Postseason, Game: Mike Gminski vs. Clemson, 3/3/1977 - 16;  
Luol Deng vs. Maryland, 3/14/2004 - 16  
ACC Tournament, Game: Mike Gminski vs. Clemson, 3/3/1977 - 16;  
Luol Deng vs. Maryland, 3/14/2004 - 16  
NCAA Tournament, Game: Elton Brand vs. Syracuse, 3/20/1998 - 14  
Cameron Indoor Stadium, Game: Gene Banks vs. Wake Forest, 1/18/1978 - 17;  
Shelden Williams vs. Florida State, 3/6/2003 - 17;  
Mike Gminski vs. Clemson, 1/12/1977 - 17

Offensive Rebounds

Rk	Name vs. Opponent, Date	Reb
1.	► Kyle Singler vs. Princeton, 11/19/2007	9
2.	Kenny Dennard at La Salle, 1/21/1978	8
	Elton Brand vs. Syracuse, 3/20/1998	8
	Carlos Boozer vs. Kansas, 3/19/2000	8
5.	Shelden Williams vs. Georgia Tech, 1/25/2003	7
6.	Gene Banks at La Salle, 1/21/1978	6
	Grant Hill vs. Clemson, 2/27/1991	6
	Taymon Domzalski vs. Georgia Tech, 1/7/1996	6
	Taymon Domzalski vs. North Carolina, 3/3/1996	6
	Shane Battier vs. Chaminade, 11/24/1997	6
	Elton Brand at Michigan, 12/13/1997	6
	Elton Brand vs. Mercer, 12/21/1997	6
	Elton Brand vs. North Carolina, 3/8/1998	6
	Corey Maggette vs. UNC-Greensboro, 12/30/1998	6
	Elton Brand vs. Clemson, 3/7/1998	6
	Carlos Boozer at Maryland, 1/9/2000	6
	Shelden Williams vs. Maryland, 2/19/2003	6
	Shelden Williams vs. Florida State, 3/6/2003	6
	Shelden Williams vs. Colorado State, 3/20/2003	6
	DeMarcus Nelson vs. N.C. State, 3/12/2005	6
	Mason Plumlee at North Carolina, 2/10/2010	6

Defensive Rebounds

Rk	Name vs. Opponent, Date	Reb
1.	Luol Deng vs. Maryland, 3/14/2004	12
	Josh McRoberts vs. George Washington, 3/18/2006	12
3.	Shelden Williams vs. Florida State, 3/6/2003	11
	Kyle Singler at Davidson, 12/1/2007	11
5.	Mike Gminski vs. Connecticut, 12/14/1976	10
	Shelden Williams vs. Georgetown, 1/8/2003	10
7.	Shane Battier vs. Wake Forest, 2/14/1998	9
	Carlos Boozer at Maryland, 1/9/2000	9
	Carlos Boozer at Virginia, 1/5/2000	9
	Luol Deng vs. Pacific, 11/27/2003	9

Assists

Rk	Name vs. Opponent, Date	Asst
1.	Greg Paulus vs. Valparaiso, 12/18/2005 <i>(1-3)</i>	15
2.	Bobby Hurley vs. Georgia Tech, 1/28/1990	13
	Bobby Hurley at N.C. State, 2/21/1990	13
	Jason Williams vs. Virginia, 2/5/2000	13
	Jason Williams vs. St. John's, 2/26/2000	13
	Chris Duhon vs. N.C. A&T, 12/30/2000	13
7.	Jim Spanarkel vs. East Carolina, 12/10/1975	12
	Bobby Hurley vs. N.C. State, 1/24/1990	12
	Chris Duhon at Temple, 12/2/2000	12
10.	Gene Banks vs. Lehigh, 1/9/1978	11
	Bobby Hurley at Georgia Tech, 1/11/1990	11
	Bobby Hurley vs. Clemson, 1/31/1990	11
	Jason Williams vs. Wake Forest, 3/11/2000	11

*Active, Game: Quinn Cook vs. Pennsylvania, 1/1/2012 - 9*  
*Coach K Era, Game: Greg Paulus vs. Valparaiso, 12/18/2005 - 15*  
*ACC Play, Game: Bobby Hurley vs. Georgia Tech, 1/28/1990 - 13; Bobby Hurley at N.C. State, 2/21/1990 - 13; Jason Williams vs. Virginia, 2/5/2000 - 13*  
*Postseason, Game: Jason Williams vs. Wake Forest, 3/11/2000 - 11*  
*ACC Tournament, Game: Jason Williams vs. Wake Forest, 3/11/2000 - 11*  
*NCAA Tournament, Game: 3x; last by Chris Duhon vs. Monmouth, 3/25/2001 - 9*  
*Cameron Indoor Stadium, Game: Greg Paulus vs. Valparaiso, 12/18/2005 - 15*

Blocked Shots

Rk	Name vs. Opponent, Date	Blk
1.	Mike Gminski at Davidson, 1/5/1977	9
2.	Mike Gminski vs. Connecticut, 12/14/1976	8
3.	Mike Gminski vs. Johns Hopkins, 11/30/1976	7
	Mike Gminski at Tennessee, 12/7/1976	7
5.	Antonio Lang vs. East Carolina, 11/26/1990	6
	Antonio Lang vs. Michigan, 12/8/1990	6
	Shelden Williams vs. Maryland, 2/19/2003	6
8.	Mike Gminski vs. N.C. State, 11/27/1976	5
	Mike Gminski vs. Washington, 12/4/1976	5
	Taymon Domzalski vs. Maryland, 1/28/1996	5
	Casey Sanders vs. Army, 11/20/1999	5
<i>Active, Game: Ryan Kelly vs. Gonzaga, 12/19/2009 - 4;</i>		
<i>Mason Plumlee vs. Long Beach State, 12/29/2009 - 4</i>		
<i>Coach K Era, Game: Antonio Lang vs. East Carolina, 11/26/1990 - 6;</i>		
<i>Antonio Lang vs. Michigan, 12/8/1990 - 6;</i>		
<i>Shelden Williams vs. Maryland, 2/19/2003 - 6</i>		
<i>ACC Play, Game: Shelden Williams vs. Maryland, 2/19/2003 - 6</i>		
<i>Postseason, Game: 2x; last by Josh McRoberts vs. Southern, 3/16/2006 - 4</i>		
<i>ACC Tournament, Game: Luol Deng vs. Virginia, 3/12/2004 - 4</i>		
<i>NCAA Tournament, Game: Josh McRoberts vs. Southern, 3/16/2006 - 4</i>		
<i>Cameron Indoor Stadium, Game: Mike Gminski vs. Johns Hopkins, 11/30/1976 - 7</i>		

Steals

Rk	Name vs. Opponent, Date	St
1.	Shane Battier vs. Davidson, 11/20/1997	7
2.	Tommy Amaker vs. Appalachian State, 1/11/1984	6
	Grant Hill vs. Iowa, 3/16/1991	6
	Jason Williams vs. DePaul, 12/4/1999	6
	Chris Duhon vs. Illinois, 11/28/2000	6
6.	Jim Spanarkel vs. N.C. State, 2/18/1976	5
	Tommy Amaker vs. Ohio, 12/7/1983	5
	Christian Laettner vs. Cornell, 12/29/1988	5
	Christian Laettner vs. Wake Forest, 3/10/1989	5
	Jason Williams vs. Columbia, 11/23/1999	5
	Jason Williams vs. North Carolina, 3/4/2000	5
	Chris Duhon vs. Davidson, 12/5/2000	5
	Chris Duhon vs. Maryland, 3/10/2001	5
	Chris Duhon vs. Maryland, 2/27/2001	5
	Chris Duhon vs. North Carolina, 2/1/2001	5
	J.J. Redick vs. Davidson, 11/25/2002	5
	Luol Deng at Michigan State, 12/3/2003	5
	Greg Paulus vs. Boston College, 3/12/2006	5
	Jon Scheyer vs. Georgia Tech, 2/18/2007	5

*Active, Game: Mason Plumlee vs. Pennsylvania, 12/31/2009 - 4;*  
*Tyler Thornton vs. Maryland, 1/9/2011 - 4*  
*Coach K Era, Game: Shane Battier vs. Davidson, 11/20/1997 - 7*  
*ACC Play, Game: Chris Duhon vs. Maryland, 2/27/2001 - 5;*  
*Jason Williams vs. North Carolina, 3/4/2000 - 5;*  
*Jim Spanarkel vs. N.C. State, 2/18/1976 - 5;*  
*Chris Duhon vs. North Carolina, 2/1/2001 - 5;*  
*Jon Scheyer vs. Georgia Tech, 2/18/2007 - 5*  
*Postseason, Game: Grant Hill vs. Iowa, 3/16/1991 - 6*  
*ACC Tournament, Game: Greg Paulus vs. Boston College, 3/12/2006 - 5;*  
*Chris Duhon vs. Maryland, 3/10/2001 - 5;*  
*Christian Laettner vs. Wake Forest, 3/10/1989 - 5*  
*NCAA Tournament, Game: Grant Hill vs. Iowa, 3/16/1991 - 6*  
*Cameron Indoor Stadium, Game: Shane Battier vs. Davidson, 11/20/1997 - 7*

Minutes Played

Rk	Name vs. Opponent, Date	Min
1.	Tommy Amaker at North Carolina, 3/3/1984	49
2.	Todd Anderson vs. Clemson, 2/24/1982	46
3.	Tommy Amaker vs. Wake Forest, 2/18/1984	45
	Jason Williams vs. DePaul, 12/4/1999	45
5.	Jim Spanarkel vs. Wake Forest, 1/21/1976	44
	Tommy Amaker vs. Georgia Tech, 3/9/1984	44
	Jon Scheyer vs. Virginia Tech, 1/6/2007	44
8.	Bobby Hurley vs. Connecticut, 3/24/1990	43
	Bobby Hurley vs. N.C. State, 1/24/1990	43
	Jason Williams at North Carolina, 2/3/2000	43
	Luol Deng vs. Maryland, 3/14/2004	43
	Jon Scheyer vs. N.C. State, 3/8/2007	43
	Austin Rivers vs. Miami, 2/5/2012	43
14.	Bobby Hurley at Maryland, 2/10/1990	42
15.	Mike Gminski vs. Clemson, 1/12/1977	41
	Jason Williams at Virginia, 1/5/2000	41
	Luol Deng at North Carolina, 2/5/2004	41
	Austin Rivers vs. Virginia Tech, 2/25/2012	41
19.	20x; last by Austin Rivers vs. Virginia Tech, 3/8/2012	40

Fewest Field Goal Attempts  
(Minimum 20 Points)

Rk	Player vs. Opponent, Date	FGA	Pts
1.	Jon Scheyer at Miami, 1/14/2007 <i>(5-8 FG, 4-6 3FG, 11-11 FT)</i>	8	25
2.	Elton Brand vs. Chaminade, 11/24/1997 <i>(6-9 FG, 11-16 FT)</i>	9	23
	Elton Brand vs. UNC-Greensboro, 12/3/1997 <i>(6-9 FG, 11-13 FT)</i>	9	23
	Corey Maggette vs. UNC-Greensboro, 12/30/1998 <i>(6-9 FG, 3-5 3FG, 7-8 FT)</i>	9	22
	Andre Dawkins vs. Radford, 11/21/2009 <i>(7-9 FG, 6-8 3FG)</i>	9	20

Fewest Field Goal Attempts  
(Minimum 30 Points)

Rk	Player vs. Opponent, Date	FGA	Pts
1.	J.J. Redick vs. N.C. State, 3/16/2003 <i>(7-12 FG, 5-10 3FG, 11-12 FT)</i>	12	30
	Kyrie Irving vs. Michigan State, 12/1/2010 <i>(8-12 FG, 2-3 3FG, 13-16 FT)</i>	12	31
3.	J.J. Redick vs. Virginia, 1/15/2003 <i>(9-13 FG, 5-6 3FG, 11-11 FT)</i>	13	34
4.	Johnny Dawkins at Maryland, 1/15/1983 <i>(11-16 FG, 4-6 3FG, 5-8 FT)</i>	16	31

Most Points (100 Pct. Efficiency)

Rk	Player vs. Opponent, Date	Pts
1.	Josh McRoberts vs. Wake Forest, 2/14/2006 <i>(5-5 FG, 1-1 3FG, 5-5 FT)</i>	16
2.	Kenny Dennard vs. Wake Forest, 12/3/1977 <i>(5-5 FG, 5-5 FT)</i>	15
3.	Mike Dunleavy vs. Clemson, 1/29/2000 <i>(5-5 FG, 3-3 3FG)</i>	13
4.	Greg Paulus vs. Seton Hall, 11/16/2005 <i>(4-4 FG, 2-2 3FG, 2-2 FT)</i>	12
	►Andre Dawkins at Wisconsin, 12/2/2009 <i>(4-4 FG, 4-4 3FG)</i>	12

Points Off the Bench

Rk	Name vs. Opponent, Date	Pts
1.	Kyrie Irving vs. Arizona, 3/24/2011	28
2.	Taylor King vs. Eastern Kentucky, 11/25/2007	27
3.	Luol Deng vs. North Carolina, 3/6/2004	25
4.	Gordon Carver at Washington & Lee, 2/9/1943	24
5.	Shavlik Randolph vs. Butler, 1/30/2003	24
6.	Robert Roelke at Virginia, 12/16/1942	22
	Bill McCaffrey vs. Harvard, 11/25/1989	22
	Corey Maggette vs. UNC-Greensboro, 12/30/1998	22
	Luol Deng at Georgia Tech, 1/31/2004	22
10.	Tate Armstrong at Clemson, 2/27/1974	21
	William Avery vs. Arizona, 11/26/1997	21
	Corey Maggette vs. Virginia, 1/10/1999	21
	Mike Dunleavy at Virginia, 1/5/2000	21
	Nolan Smith at Wake Forest, 2/17/2008	21

Team Records - Season

Most Games Played		
1.	◆ 1985-86	40
	2009-10	40
3.	1990-91	39
	1998-99	39
	2000-01	39
Most Regular Season Games		
1.	1985-86	31
	1990-91	31
	2008-09	31
	2009-10	31
	2010-11	31
	2011-12	31
Most Victories		
1.	1985-86	37-3
	1998-99	37-2
3.	2009-10	35-5
	2000-01	35-4
5.	1991-92	34-2
6.	1990-91	32-7
	1997-98	32-4
	2005-06	32-4
	2010-11	32-5
10.	2001-02	31-4
	2003-04	31-6
Most ACC Victories		
1.	▲ 1998-99	16-0
2.	1997-98	15-1
	1999-2000	15-1
4.	1962-63	14-0
	1991-92	14-2
	2005-06	14-2
Most Losses		
1.	1994-95	13-18
2.	1981-82	10-17
	1982-83	11-17
4.	1973-74	10-16
5.	1949-50	15-15
Most ACC Losses		
1.	1994-95	2-14
2.	1982-83	3-11
3.	1973-74	2-10
	1974-75	2-10
	1976-77	2-10
	1981-82	4-10
Fewest Victories		
1.	1905-06	2-3
	1907-08	2-3
3.	1906-07	4-2
	1909-10	4-4
	1910-11	4-3
	1924-25	4-8
	1926-27	4-10
Fewest ACC Victories		
1.	1973-74	2-10
	1974-75	2-10
	1976-77	2-10
	1994-95	2-14
5.	1982-83	3-11
	1975-76	3-9
Fewest Losses		
1.	1908-09	8-1
	1911-12	6-1
3.	1906-07	4-2
	1929-30	18-2
	1941-42	22-2
	1991-92	34-2
	1998-99	37-2

Fewest ACC Losses		
1.	▲ 1962-63	14-0
	▲ 1998-99	16-0
3.	1953-54	9-1
	1963-64	13-1
	1997-98	15-1
	1999-2000	15-1
Consecutive Winning Seasons		
1.	1950-51 – 1971-72	22
2.	1995-96 – Present	17
3.	1927-28 – 1937-38	11
	1983-84 – 1993-94	11
5.	1916-17 – 1920-21	5
	1976-77 – 1980-81	5
Consecutive Non-Losing Seasons		
1.	1939-40 – 1971-72	33
2.	1995-96 – Present	17
3.	1927-28 – 1937-38	11
	1983-84 – 1993-94	11
5.	1908-09 – 1914-15	7
Longest Winning Streak		
1.	Dec. 2, 1998 – March 27, 1999	32
2.	March 6, 2010 – Jan. 9, 2011	125
3.	March 14, 1991 – Feb. 1, 1992	23
	Feb. 26, 1992 – Jan. 6, 1993	23
5.	March 4, 2001 – Jan. 2, 2002	42
6.	Jan. 25, 1986 – March 29, 1986	21
7.	Dec. 28, 1962 – March 16, 1963	20
8.	Nov. 20, 1999 – Feb. 5, 2000	18
	Dec. 3, 2003 – Feb. 11, 2004	18
10.	Nov. 14, 2005 – Jan. 18, 2006	17
<sup>1</sup> – Last 10 of 2009-10 and first 15 of 2010-11		
<sup>2</sup> – Last six of 1990-91 and first 17 of 1991-92		
<sup>3</sup> – Last 13 of 1991-92 and first 10 of 1992-93		
<sup>4</sup> – Last 10 of 2000-01 and first 12 of 2001-02		
ACC Winning Streak		
1.	▲ Feb. 8, 1998 – Feb. 9, 2000	31
2.	Feb. 19, 1962 – Feb. 18, 1964	26
3.	Dec. 4, 2005 – Feb. 22, 2006	14
4.	Dec. 18, 1965 – Feb. 22, 1966	11
5.	Feb. 27, 1991 – Feb. 5, 1992	10
	Jan. 15, 2011 – Feb. 20, 2011	10
ACC Home Winning Streak		
1.	Dec. 12, 1960 – Jan. 9, 1965	29
2.	Jan. 18, 1997 – Feb. 9, 2000	26
3.	Dec. 2, 2001 – Feb. 22, 2004	22
4.	Feb. 22, 2009 – Jan. 19, 2012	20
5.	Jan. 9, 1991 – Jan. 17, 1993	16
ACC Road Winning Streak		
1.	▲ Feb. 8, 1998 – Feb. 14, 2001	24
2.	Feb. 19, 1962 – Feb. 18, 1964	14
3.	► Jan. 7, 2012 - Present	8
4.	Jan. 8, 2005 – Feb. 22, 2006	7
5.	Feb. 29, 1964 – Feb. 23, 1965	6
	Feb. 1, 1986 – Jan. 21, 1987	6
Home Court Winning Streak		
1.	▲ Jan. 13, 1997 – Feb. 9, 2000	46
2.	Feb. 22, 2009 – Jan. 19, 2012	45
3.	Nov. 25, 2002 – Feb. 26, 2004	41
4.	Nov. 14, 1990 – Jan. 17, 1993	36
5.	Jan. 13, 1962 – Dec. 5, 1964	27
Non-ACC Home Win Streak		
1.	Feb. 2, 1983 – Dec. 2, 1995	95
2.	► Nov. 14, 2000 – Present	94
3.	Dec. 11, 1996 – Feb. 26, 2000	24
4.	Dec. 2, 1973 – Dec. 3, 1975	18
	Dec. 10, 1975 – Feb. 10, 1979	18

Most Wins to Open Season		
1.	1991-92	17
	2005-06	17
3.	1985-86	16
4.	2004-05	15
	2010-11	15
6.	1935-36	13
	1988-89	13
8.	1916-17	12
	1979-80	12
	1984-85	12
	2001-02	12
	2002-03	12
Record in Season Openers		
Overall	[.776]83-24	
Under Mike Krzyzewski	[.938]30-2	
ACC Openers	[.729]43-16	
ACC Openers Under Mike Krzyzewski	[.781]25-7	
Longest Losing Streak		
1.	Feb. 13, 1922 – March 1, 1922	8
2.	Feb. 2, 1939 – Feb. 16, 1939	7
3.	Jan. 17, 1925 – Feb. 7, 1925	6
	Jan. 4, 1995 – Jan. 21, 1995	6
5.	8x, last Feb. 16, 1977 – March 3, 1977	5
Longest ACC Losing Streak		
1.	Jan. 4, 1995 – Feb. 4, 1995	9
2.	Jan. 19, 1974 – Feb. 6, 1974	5
	Jan. 24, 1976 – Feb. 18, 1976	5
	Feb. 5, 1983 – Feb. 23, 1983	5
5.	10x, last Feb. 1, 2007 – Feb. 11, 2007	4
Highest Winning Pct.		
1.	1998-99	[37-2].949
2.	1991-92	[34-2].944
3.	1985-86	[37-3].925
4.	1941-42	[22-2].916
5.	1962-63	[27-3].900
Lowest Winning Pct.		
1.	1921-22	[6-12].333
	1924-25	[4-8].333
3.	1981-82	[10-17].370
4.	1973-74	[10-16].384
5.	1982-83	[11-17].393
Most Points		
1.	▲ 1998-99	[39 games]3,581
2.	2000-01	[39 games]3,538
3.	1990-91	[39 games]3,421
4.	1989-90	[38 games]3,386
5.	1985-86	[40 games]3,194
Most Points Allowed		
1.	1989-90	[38 games]2,910
2.	1990-91	[39 games]2,864
3.	2000-01	[39 games]2,750
4.	1985-86	[40 games]2,689
5.	1998-99	[39 games]2,619
Highest Scoring Average		
1.	1964-65	92.4
2.	1998-99	91.8
3.	2000-01	90.7
4.	1989-90	89.1
5.	2001-02	88.9

Duke Championship Breakdown	
National Championships	4
1991, 1992, 2001, 2010	
Regional Championships	15
1963, 1964, 1966, 1978, 1986, 1988, 1989, 1990, 1991, 1992, 1994, 1999, 2001, 2004, 2010	
ACC Championships	19
1960, 1963, 1964, 1966, 1978, 1980, 1986, 1988, 1992, 1999, 2000, 2001, 2002, 2003, 2004, 2006, 2009, 2010, 2011	
ACC Regular Season	19
1954, 1958, 1963, 1964, 1965, 1966, 1979, 1986, 1991, 1992, 1994, 1997, 1998, 1999, 2000, 2001, 2004, 2006, 2010	
Southern Conference	5
1938, 1941, 1942, 1944, 1946	
AP Final No. 1 Ranking	7
1986, 1992, 1999, 2000, 2001, 2002, 2006	
NCAA Tournament	
Appearances	36
Consecutive	17 (1996-2012)
National Championships	4
Championship Games	10
Consecutive	3 (1990-92)
Record	4-6
Final Four Appearances	15
Consecutive	5 (1988-92)
Record In Nat. Semifinal	10-5
Elite Eight Appearances	18
Consecutive	5 (1988-92)
Record in Regional Final	15-3
Sweet 16 Appearances	26
Consecutive	9 (1998-06)
Record In Sweet 16	18-8
ACC Tournament	
Appearances	59
Championships	19
Consecutive	5 (1999-04)
Title Game Appearances	30
Consecutive	9 (1998-06)
Title Game Record	19-11
Overall Record	91-40
Record Under Coach K	53-18
Times No. 1 Seed	17

Highest Opp. Scoring Avg.

1.	1975-76	85.0
2.	1982-83	83.7
3.	1974-75	81.5
4.	1968-69	79.4
5.	1964-65	77.8

Best Scoring Defense (since 1951)

1.	2009-10	61.0
2.	2006-07	62.0
3.	1959-60	63.2
4.	1997-98	64.1
5.	2010-11	64.7

Highest Avg. Scoring Margin

1.	▲ 1998-99	24.6
2.	1997-98	21.5
3.	2000-01	20.2
4.	2001-02	19.7
5.	1988-89	16.7

Most Field Goals Made

1.	▲ 1985-86	1,245
2.	1998-99	1,244
3.	1990-91	1,227
4.	2000-01	1,217
5.	1989-90	1,171

Most Field Goals Allowed

1.	1989-90	1,115
2.	1990-91	1,087
3.	1985-86	1,082
4.	1991-92	1,033
5.	2000-01	1,028

Most Field Goal Attempts

1.	▲ 2000-01	2,530
2.	1950-51	2,514
3.	1985-86	2,429
4.	1998-99	2,422
5.	1990-91	2,401

Most Field Goal Attempts Allowed

1.	1998-99	2,486
2.	1989-90	2,473
3.	2000-01	2,471
4.	1950-51	2,454
5.	1990-91	2,445

Highest Field Goal Pct.

1.	1988-89	[1,163-2,166] .537
2.	1991-92	[1,108-2,069] .536
3.	1977-78	[1,123-2,131] .5270
4.	1984-85	[950-1,804] .5266
5.	1975-76	[968-1,853] .522

Best Field Goal Defense

1.	1951-52	[757-2,282] .331
2.	1955-56	[581-1,617] .350
3.	1954-55	[651-1,824] .360
4.	1950-51	[889-2,454] .362
5.	1956-57	[651-1,723] .378

Best Field Goal Defense (Coach K Era)

1.	2004-05	[783-2,006] .390
2.	1998-99	[972-2,486] .391
3.	2009-10	[883-2,202] .401
4.	2010-11	[896-2,212] .405
5.	2003-04	[876-2,154] .407

Most 3-Point Field Goals

1.	▲ 2000-01	407
2.	2007-08	308
3.	2001-02	301
	2009-10	301
5.	1998-99	293

Most 3-Point Field Goals Allowed

1.	2000-01	207
2.	1999-2000	197
3.	1998-99	191
4.	2008-09	183
5.	1994-95	180

Most 3-Point FG Attempts

1.	▲ 2000-01	1,057
2.	2001-02	830
3.	2007-08	816
4.	2009-10	782
5.	2010-11	778

Most 3-Point Field Goal Attempts Allowed

1.	1998-99	635
2.	2000-01	602
3.	2009-10	559
4.	2001-02	555
5.	1999-2000	552

Highest 3-Point FG Pct.

1.	1991-92	[171-394] .434
2.	1982-83	[98-230] .426
3.	1986-87	[148-368] .402
4.	1992-93	[184-463] .397
5.	1998-99	[293-739] .396

Best 3-Point FG Defense

1.	2009-10	.283
2.	1992-93	.289
3.	1993-94	.297
4.	1998-99	.301
5.	2001-02	.303

Most Free Throws Made

1.	◆ 1989-90	888
2.	1998-99	800
3.	1990-91	791
4.	1991-92	780
5.	2000-01	697

Most Free Throw Attempts

1.	1989-90	1,165
2.	1998-99	1,135
3.	1990-91	1,089
4.	1991-92	1,043
5.	2000-01	1,002

Highest Free Throw Pct.

1.	▲ 1977-78	.791
2.	1972-73	.785
3.	1970-71	.766
4.	1989-90	.762
5.	2005-06	.761

Most Rebounds

1.	1951-52	1,758
2.	1998-99	1,645
3.	2009-10	1,560
4.	2000-01	1,505
5.	1965-66	1,487

Highest Rebound Average

1.	1951-52	58.6
2.	1961-62	50.5
3.	1960-61	49.7
4.	1965-66	49.6
5.	1952-53	48.8

Highest Rebound Margin

1.	1965-66	+12.7
2.	1962-63	+11.3
3.	1961-62	+10.9
4.	1967-68	+10.5
5.	1966-67	+9.5

Most Assists

1.	2000-01	701
2.	1990-91	689
3.	1988-89	684
4.	1985-86	671
5.	1989-90	663

Most Blocked Shots

1.	▲ 1998-99	245
2.	2003-04	240
3.	2004-05	220
4.	1993-94	204
5.	2005-06	202

Most Steals

1.	2000-01	411
2.	1990-91	362
3.	1985-86	360
4.	2001-02	351
5.	1998-99	349

Most Turnovers Caused

1.	1990-91	779
2.	1985-86	773
3.	1989-90	764
4.	2000-01	752
5.	1988-89	724

Most Turnovers Committed

1.	1989-90	661
2.	1988-89	648
3.	1990-91	645
4.	1985-86	616
5.	1977-78	610

Most Personal Fouls

1.	1950-51	783
2.	▲ 1985-86	767
3.	1951-52	751
4.	1988-89	750
5.	1989-90	734

Most Players to Foul Out

1.	1950-51	48
2.	1951-52	42
	1975-76	42
4.	1952-53	38
5.	1954-55	35

Fewest Players to Foul Out

1.	1961-62	5
	1993-94	5
3.	1997-98	6
4.	1992-93	7
5.	1962-63	8
	2001-02	8
	2008-09	8

Fewest Personal Fouls

1.	1971-72	419
2.	1969-70	421
3.	1956-57	459
4.	1957-58	460
5.	1976-77	510

▲ - ACC Record  
◆ - NCAA Record

<b>30-Plus Win Seasons</b>	<b>Highest Winning Pct.</b>
12 (1986, 1991, 1992, 1998, 1999, 2001, 2002, 2004, 2006, 2009, 2010, 2011)	<b>Two-Year Period</b>
	1. 1998-99 [69-6] .920
	2. 1999-00 [66-7] .904
	3. 2001-02 [66-8] .892
	4. 1991-92 [66-9] .880
	5. 2000-01 [64-9] .877
<b>20-Plus Win Seasons</b>	<b>Three-Year Period</b>
47 (last 27-7 in 2011-12)	1. 1999-01 [101-11] .902
	2. 1998-00 [98-11] .899
	3. 2000-02 [95-13] .880
	4. 1997-99 [93-15] .861
	5. 2001-03 [92-15] .859
<b>Most Victories</b>	<b>Four-Year Period</b>
<b>Two-Year Period</b>	1. 1998-01 [133-15] .899
1. 1998-99 69-6	2. 1999-02 [132-15] .898
2. 2010-11 67-10	3. 1997-00 [122-20] .859
3. 1991-92 66-9	4. 2000-03 [121-20] .858
1999-00 66-7	5. 2001-04 [123-21] .854
2001-02 66-8	
<b>Three-Year Period</b>	▲ - ACC Record
1. ▲ 1999-01 101-11	◆ - NCAA Record
2. 1998-00 98-11	
3. 2009-11 97-17	
4. 2000-02 95-13	
1990-92 95-18	
<b>Four-Year Period</b>	
1. ▲ 1998-01 133-15	
2. 1999-02 132-15	
3. 2008-11 125-23	
4. 2009-12 124-24	
5. 1989-92 123-26	
2001-04 123-21	



Team Records - Game

Most Points, Game		
1.	vs. Virginia, 2/11/1965	136
2.	vs. Harvard, 11/25/1989	130
3.	vs. Mercer, 12/21/1997	126
4.	vs. East Carolina, 11/26/1990	125
5.	vs. Wake Forest, 2/12/1969	122
6.	vs. Navy, 2/1/1964	121
	vs. Penn State, 1/5/1965	121
	vs. Harvard, 12/21/1987	121
	vs. N.C. Central, 11/9/2007	121
10.	vs. South Carolina State, 11/21/1998	120
	vs. UCLA, 2/22/1998	120

Most Points, Half

1.	vs. Virginia, 2/11/1965	[2nd Half] 72
	vs. Harvard, 11/25/1989	[1st Half] 72
3.	at Davidson, 1/29/1975	[2nd Half] 67
	vs. Army, 11/25/2000	[1st Half] 67
	vs. Portland, 12/25/2001	[2nd Half] 67
	vs. N.C. Central, 11/9/2007	[1st Half] 67
7.	vs. Wake Forest, 12/29/1962	[2nd Half] 66
	vs. Colgate, 11/19/2010	[2nd Half] 66
9.	vs. Harvard, 12/21/1987	[1st Half] 65
	vs. Virginia, 2/5/2000	[1st Half] 65

Most Points Allowed, Game

1.	at Wake Forest, 1/22/1975	122
2.	at George Washington, 12/22/1952	113
	at N.C. State, 2/20/1974	113
	at Michigan, 12/9/1989	113
5.	at Maryland, 2/10/1990	111

Most Points Allowed, Half

1.	at G. Washington, 12/22/1952	[2nd Half] 66
	at Wake Forest, 1/22/1975	[1st Half] 66
3.	at Maryland, 2/2/1980	[2nd Half] 65
4.	vs. Seton Hall, 4/1/1989	[2nd Half] 62
5.	at N.C. State, 2/20/1974	[1st Half] 60
	at North Carolina, 1/22/1983	[2nd Half] 60
7.	by Wake Forest, 12/14/1968	[2nd Half] 59
	at Virginia, 2/5/1983	[1st Half] 59
	vs. Virginia, 3/11/1983	[2nd Half] 59
10.	at North Carolina, 2/28/1976	[2nd Half] 58

Fewest Points, Game

1.	vs. Littleton HS, 1908	3
2.	at Wake Forest, 3/16/1906	5
	vs. Wake Forest, 1907	5
	vs. Wake Forest, 1909	5
5.	vs. Wake Forest, 1907	6

Fewest Points, Game (since 1955)

1.	vs. N.C. State, 3/8/1968	10
2.	vs. North Carolina, 3/4/1966	21
3.	at Maryland, 1/7/1959	33
4.	vs. Maryland, 1/9/1982	36
5.	at Clemson, 3/1/1972	40

Fewest Points, Half (since 1955)

1.	vs. N.C. State, 3/8/1968	[1st Half] 4
2.	vs. N.C. State, 3/8/1968	[2nd Half] 6
3.	vs. North Carolina, 3/4/1966	[1st Half] 7
	vs. North Carolina, 2/24/1979	[1st Half] 7
5.	vs. Maryland, 1/9/1982	[2nd Half] 10
6.	vs. La Salle, 12/5/1978	[1st Half] 12
7.	at Maryland, 1/7/1959	[1st Half] 13
	at Virginia, 1/31/1981	[1st Half] 13
	vs. Virginia, 1/30/1982	[1st Half] 13
10.	vs. Michigan State, 12/29/1958	[1st Half] 14
	vs. North Carolina, 3/4/1966	[2nd Half] 14

Fewest Pts. Allowed, Game

1.	by Guilford, 1907	1
	by Littleton HS, 1907	1
	by Trinity Park, 1907	1
4.	vs. Durham YMCA, 1909	3
	vs. Winston YMCA, 1909	3

Fewest Points Allowed, Game (since 1955)

1.	vs. N.C. State, 3/8/1968	12
2.	vs. North Carolina, 3/4/1966	20
3.	vs. N.C. State, 1/9/1960	34
4.	vs. Bucknell, 1/4/1960	36
5.	vs. UNC Greensboro, 12/3/1997	37
	vs. Winthrop, 3/14/2002	37

Fewest Points Allowed, Half (since 1955)

1.	◆ vs. North Carolina, 2/24/1979	[1st Half] 0
2.	vs. N.C. State, 3/8/1968	[1st Half] 2
3.	vs. North Carolina, 3/4/1966	[1st Half] 5
4.	vs. La Salle, 12/5/1978	[1st Half] 6
5.	at Wake Forest, 2/22/1968	[2nd Half] 8
6.	at Army, 11/16/1997	[1st Half] 9
7.	vs. N.C. State, 3/8/1968	[2nd Half] 10
	at St. John's, 2/25/2007	[1st Half] 10
9.	vs. Army, 12/22/1996	[1st Half] 11
10.	vs. E. Kentucky, 11/25/2007	[1st Half] 12
	vs. Clemson, 1/3/2010	[1st Half] 12
12.	at Clemson, 1/23/1982	[1st Half] 13
	vs. Seton Hall, 11/16/2005	[1st Half] 13
	vs. Virginia Tech, 1/4/2009	[2nd Half] 13
15.	vs. Bucknell, 1/4/1960	[2nd Half] 14
	vs. Penn State, 12/9/1960	[1st Half] 14
	vs. Brown, 11/25/1994	[2nd Half] 14
	at Florida State 1/10/2009	[1st Half] 14

Largest Victory Margin

1.	vs. Furman, 1910	[85-5] 80
2.	vs. Harvard, 11/25/1989	[130-54] 76
3.	vs. Carson-Newman, 1915	[70-4] 66
4.	vs. William & Mary, 12/12/1953	[109-44] 65
	vs. N.C. Central, 11/9/2007	[121-56] 65
5.	vs. Virginia, 2/11/1965	[136-72] 64
	vs. S. Carolina St., 11/21/1998	[120-56] 64

Largest Defeat Margin

1.	at Washington & Lee, 1913	[15-90] 75
2.	vs. Virginia, 3/11/1983	[66-109] 43
3.	at West Virginia, 12/12/1958	[63-101] 38
	at Louisville, 1/2/1982	[61-99] 38
5.	at Atlanta AC, 2/16/1922	[19-56] 37

Largest Combined Score

1.	at Wake Forest, 1/22/1975	[109-122] 231
2.	at Maryland, 2/10/1990	[114-111] 225
3.	at Michigan, 12/9/1989	[108-113] 221
4.	at Miami (Fla.), 12/10/1988	[117-102] 219
5.	vs. Wake Forest, 2/12/1969	[122-93] 215

Smallest Combined Score (since 1953)

1.	vs. N.C. State, 3/8/1968	[10-12] 22
2.	vs. North Carolina, 3/4/1966	[21-20] 41
3.	vs. Maryland, 1/9/1982	[36-40] 76
4.	vs. South Carolina, 2/14/1966	[41-38] 79
5.	vs. N.C. State, 1/9/1960	[47-34] 81

Halftime Margin

1.	vs. Harvard, 11/25/1989	[72-30] 42
	vs. Clemson, 1/29/2000	[58-16] 42
3.	vs. William & Mary, 1/11/1989	[55-14] 41
	vs. Army, 11/25/2000	[67-26] 41
	vs. Michigan, 12/9/2000	[59-18] 41
6.	vs. Boston University, 12/30/1992	[55-16] 39
	vs. UNC Greensboro, 11/27/2004	[60-21] 39
8.	vs. Virginia, 3/4/1999	[59-21] 38
9.	vs. Army, 11/20/1999	[52-15] 37
	vs. Winthrop, 3/14/2002	[52-15] 37

Halftime Deficits

1.	vs. Tulane, 12/30/1950	[27-56] 29
2.	at Louisville, 1/2/1982	[27-54] 27
3.	at North Carolina, 2/27/1982	[17-42] 25
4.	at North Carolina, 1/17/1990	[21-45] 24
	vs. North Carolina, 3/3/2012	[24-48] 24
6.	at West Virginia, 12/12/1958	[28-50] 22
7.	vs. St. Peter's, 3/18/1968	[29-50] 21
	at Maryland, 2/2/1974	[30-51] 21
	vs. Wake Forest, 3/5/1982	[16-37] 21
	at St. John's, 1/30/2011	[25-46] 21
11.	vs. North Carolina, 2/27/1960	[15-35] 20
	at North Carolina, 2/23/1980	[34-54] 20

Highest Point Improvement Between Halves

	Team, Date	1st	2nd	Diff
1.	vs. La Salle, 12/5/1978	12	54	42
2.	vs. Virginia, 1/30/1982	13	52	39
3.	vs. N. Carolina, 3/3/1996	21	57	36
4.	vs. N. Carolina, 2/24/1979	7	40	33
5.	vs. N.C. State, 2/15/1978	22	54	32
	at N. Carolina, 2/27/1982	17	49	32
	at Clemson, 3/2/1983	27	59	32

Best Defensive Improvement Between Halves

	Team, Date	1st	2nd	Diff
1.	vs. Tulane, 12/30/1950	56	16	40
2.	vs. N.C. State, 12/1/1978	45	18	27
3.	at W. Forest, 2/22/1968	33	8	25
4.	vs. W. Forest, 2/16/1957	44	20	24
5.	vs. N.C. State, 1/6/1962	42	19	23
	at Wake Forest, 1/6/1973	53	30	23

Best Defensive Improvement (Under Coach K)

	Team, Date	1st	2nd	Diff
1.	at N. Carolina, 3/5/2011	51	30	21
2.	vs. Maryland, 1/17/2002	49	29	20
3.	vs. Kentucky, 11/19/1988	37	18	19
	at N. Carolina, 3/6/2005	47	28	19
	vs. N.C. State, 2/16/2012	46	27	19
6.	at Fla. State, 2/23/1994	45	27	18
	at Ga. Tech, 1/5/1997	37	19	18
	vs. W. Forest, 1/19/2002	49	31	18
	vs. Va. Tech, 1/4/2009	31	13	18

Largest Deficit Overcome to Win Game

1.	◆ 74-72 over Tulane, 12/30/1950	32
	Duke trailed 54-22 in 1st Half	

Largest Second Half Deficit Overcome to Win

1.	◆ 74-72 over Tulane, 12/30/1950	31
	Duke trailed 58-27 in 2nd Half	
2.	64-63 over Navy, 2/14/1959	21
	Duke trailed 46-25 in 2nd Half	
3.	78-73 over N.C. State, 2/16/2012	20
	Duke trailed 61-41 with 11:33 left in 2nd Half	
4.	98-97 over Clemson, 3/4/1992	19
	Duke trailed 70-51 in 2nd Half	
5.	77-75 over North Carolina, 2/28/1998	17
	Duke trailed 64-47 in 2nd Half	

Largest Halftime Deficit Overcome to Win

1.	◆ Duke 74-72 over Tulane, 12/30/1950	29
	Duke trailed 56-27 at halftime	
2.	Duke 78-73 over N.C. State, 2/16/2012	16
	Duke trailed 46-30 at halftime	
3.	Duke 101-99 over W. Forest, 2/12/1953	14
	Duke trailed 52-38 at halftime	
	Duke 64-63 over Navy, 2/14/1959	14
	Duke trailed 31-17 at halftime	
	Duke 79-73 over N. Carolina, 2/9/2011	14
	Duke trailed 43-29 at halftime	
6.	Duke 78-75 OT over Miami, 2/7/2009	13
	Duke trailed 32-19 at halftime	
	Duke 85-76 over Clemson, 2/5/1969	13
	Duke trailed 42-29 at halftime	
8.	Duke 50-44 over N. Carolina, 2/10/1940	12
	Duke trailed 31-19 at halftime	
	Duke 79-69 over Virginia, 2/14/1996	12
	Duke trailed 40-28 at halftime	
	Duke 77-75 over N. Carolina, 2/28/1998	12
	Duke trailed 42-30 at halftime	

Most Field Goals Made

1.	vs. Virginia, 2/11/1965	55
2.	vs. Wake Forest, 2/12/1969	52
3.	vs. Davidson, 12/5/1961	50
	vs. Harvard, 11/25/1989	50
	vs. Mercer, 12/21/1997	50

Most Field Goal Attempts

1.	vs. N.C. State, 3/5/1955	102
2.	vs. Washington & Lee, 2/14/1951	100
	vs. West Virginia, 2/5/1955	100
4.	vs. West Virginia, 12/27/1954	99
5.	vs. Notre Dame, 2/20/1965	98

Highest Field Goal Pct.

1.	vs. Johns Hopkins, 11/26/1977	[41-55] .745
2.	vs. North Carolina, 2/24/1979	[17-23] .739
3.	vs. North Carolina, 2/29/1980	[33-46] .717
4.	vs. Virginia, 2/20/1971	[42-59] .7119
5.	at William & Mary, 11/26/1985	[37-52] .7115
6.	vs. Canisius, 12/1/1992	[41-59] .695
7.	at St. Joseph's, 1/13/1986	[43-62] .694
8.	vs. N.C. A&T, 12/19/1994	[37-54] .685
9.	vs. Clemson, 2/27/1985	[36-53] .679
10.	at N.C. State, 1/20/1994	[38-56] .678

Fewest FG Scored (since 1938)

1.	◆ vs. N.C. State, 3/8/1968	2
2.	vs. Mississippi State, 1/3/1938	7
	at Army, 2/5/1938	7
	at North Carolina, 2/5/1949	7
	vs. North Carolina, 3/4/1966	7

Fewest FG Attempts (since 1950)

1.	◆ vs. N.C. State, 3/8/1968	11
2.	vs. North Carolina, 3/4/1966	21
3.	vs. North Carolina, 2/24/1979	23
4.	vs. Wake Forest, 12/18/1971	26
5.	3x; last at Clemson, 1/23/1982	32

Most 3-Point Field Goals

1.	vs. N.C. A&T, 12/30/2000	18
	vs. Monmouth, 3/15/2001	18
	vs. Radford, 11/21/2009	18
4.	at North Carolina, 3/2/1997	17
	vs. Clemson, 3/9/2000	17
	at Temple, 12/2/2000	17
7.	vs. Florida, 12/9/1998	16
	vs. N.C. Central, 11/9/2007	16
9.	vs. N.C. State, 2/8/1997	15
	vs. UCLA, 2/22/1998	15
	vs. Notre Dame, 11/26/1998	15
	vs. Princeton, 11/14/2000	15
	at Florida State, 1/4/2001	15
	at Florida State, 1/6/2002	15
	vs. UNC Greensboro, 11/27/2004	15
	vs. Albany, 12/17/2007	15
	at Miami, 2/20/2008	15
	vs. Bradley, 12/8/2010	15

Most 3-Point FG Attempts

1.	vs. Miami, 2/7/2009	39
2.	vs. N.C. A&T, 12/30/2000	38
	at North Carolina, 3/4/2001	38
	vs. Monmouth, 3/15/2001	38
5.	at Florida State, 1/6/2002	37
	vs. Army, 11/23/2002	37
	at Florida State, 2/2/2003	37
	at Miami, 2/20/2008	37
9.	vs. North Carolina, 3/3/2002	36
	at North Carolina, 2/8/2012	36

Highest 3-Point FG Pct.

1.	vs. Clemson, 2/1/1988	[10-11].909
2.	vs. Notre Dame, 11/26/1998	[15-20].750
3.	vs. Southern Illinois, 3/18/1993	[14-19].737
4.	vs. Northwestern, 12/30/1986	[11-15].733
5.	vs. Indiana, 3/20/1987	[8-11].727
6.	vs. Vanderbilt, 12/6/1986	[7-10].700
	vs. Kansas, 2/18/1989	[7-10].700
8.	vs. Florida, 12/9/1998	[16-23].696
9.	8x, last vs. Ga. Tech, 2/4/2010	[12-18].667

Most Free Throws Made

1.	vs. Pennsylvania, 12/22/1980	42
	vs. Fairfield, 11/14/1998	42
3.	at Northwestern, 12/2/1989	41
4.	vs. Davidson, 12/16/1952	40
	vs. New Hampshire, 12/29/1982	40
	vs. Southern Illinois, 11/20/2008	40
7.	at North Carolina, 2/6/1953	39
8.	at Pennsylvania, 12/16/1955	38
	at William & Mary, 1/22/1990	38
	vs. Clemson, 1/31/1990	38

Most Free Throw Attempts

1.	vs. Vanderbilt, 12/1/1952	61
	vs. Davidson, 12/16/1952	61
3.	at Boston University, 1/21/1992	55
4.	at Pennsylvania, 12/16/1955	54
	vs. Fairfield, 11/14/1998	54
6.	at Northwestern, 12/2/1989	53
7.	vs. New Hampshire, 12/29/1982	51
8.	vs. Pennsylvania, 12/22/1980	50
9.	vs. Clemson, 1/31/1990	49
	vs. Virginia Tech, 1/30/2005	49
	vs. Georgia Southern, 11/11/2008	49

Highest Free Throw Pct.

1.	at South Carolina, 12/13/1961	[14-14]1.000
	vs. Virginia Tech, 12/2/1966	[29-29]1.000
	vs. Davidson, 2/11/1978	[24-24]1.000
4.	vs. UNC Greensboro, 12/31/2005	[27-28].964
5.	at South Carolina, 12/16/1963	[25-26].962
6.	vs. Texas, 12/10/2005	[23-24].958
7.	vs. North Carolina, 3/6/2010	[22-23].957
8.	vs. North Carolina, 2/9/2005	[21-22].955
9.	vs. Virginia Tech, 1/4/2009	[19-20].950
10.	vs. Marquette, 11/21/2006	[17-18].944
	at Maryland, 1/25/2012	[17-18].944

Minimum 10 attempts

Most Rebounds

1.	vs. Virginia, 2/9/1956	76
	vs. Wake Forest, 2/14/1968	76
3.	vs. South Carolina, 3/3/1955	73
4.	vs. Penn State, 1/3/1966	72
5.	vs. Virginia, 12/16/1966	70
6.	vs. Virginia, 2/16/1960	69
	vs. Michigan, 12/3/1966	69
8.	vs. West Virginia, 12/27/1954	68
9.	at Virginia, 2/21/1956	67
	vs. Bucknell, 1/4/1960	67
	vs. South Carolina, 3/3/1961	67
	vs. Virginia Tech, 12/15/1970	67

Most Assists

1.	vs. Miami (Fla.), 2/19/1986	33
2.	vs. Virginia, 2/11/1965	32
3.	at Davidson, 1/29/1975	31
4.	vs. Harvard, 11/25/1989	30
	vs. South Carolina State, 11/21/1998	30
6.	vs. East Carolina, 11/30/1988	29
	vs. Clemson, 1/29/1989	29
8.	7x, last vs. N.C. Central, 11/9/2007	28

Most Blocked Shots

1.	vs. Illinois-Chicago, 12/14/2004	18
2.	vs. Virginia, 1/10/1999	17
3.	vs. Virginia, 1/16/2005	14
	vs. Maryland, 1/11/2006	14
5.	vs. N.C. A&T, 12/20/1998	13
	vs. Maryland, 2/19/2003	13
	vs. Georgia Tech, 2/5/2005	13
8.	vs. Vermont, 12/28/1979	12
	vs. Maryland, 1/28/1996	12
	vs. Florida State, 1/16/1999	12
	vs. Virginia, 3/4/1999	12
	at Maryland, 1/9/2000	12
	vs. UNC Greensboro, 11/27/2004	12
	vs. Maryland, 1/24/2009	12
	vs. Western Michigan, 12/30/2011	12

Most Steals

1.	vs. Davidson, 11/20/1997	22
2.	vs. Davidson, 1/27/1976	21
	vs. Davidson, 12/5/2000	21
4.	vs. Washington College, 11/29/1977	19
	vs. Maryland, 2/3/1979	19
	vs. Maryland, 1/11/2006	19
7.	vs. Vermont, 12/30/1975	18
	vs. Chicago, 12/13/1977	18
	vs. Lehigh, 1/9/1978	18
	vs. Cornell, 12/29/1988	18
	vs. Harvard, 11/25/1989	18
	vs. North Carolina, 1/29/1997	18
	vs. North Carolina, 3/3/2002	18

Most Turnovers Caused

1.	vs. Harvard, 11/25/1989	39
2.	vs. Vermont, 12/30/1975	34
3.	vs. Massachusetts, 12/12/1983	33
	vs. South Carolina State, 12/1/1997	33
	vs. Davidson, 12/5/2000	33

Most Turnovers Committed

1.	vs. East Carolina, 12/4/1974	36
2.	at Harvard, 2/14/1989	34
3.	vs. Maryland, 2/9/1991	33
4.	at Wake Forest, 2/2/1978	31
5.	3x; last at Tulane, 1/7/1976	30

Most Personal Fouls

1.	at Wake Forest, 1/12/1954	40
2.	vs. N.C. State, 3/8/1952	39
3.	vs. New York University, 2/3/1951	37
	at Wake Forest, 2/13/2003	37
5.	vs. North Carolina, 3/1/1957	35
	vs. Wake Forest, 2/26/1954	35

Most Players to Foul Out

1.	vs. North Carolina, 3/1/1957	5
	vs. North Carolina, 3/11/1967	5
	at Wake Forest, 2/13/2003	5
	at Maryland, 2/12/2005	5
	at Wake Forest, 2/17/2008	5
6.	12x; last vs. Maryland, 3/14/2004	4

Fewest Personal Fouls

1.	at Oklahoma State, 12/19/1939	3
	vs. Perry, 12/4/1945	3
3.	vs. North Carolina, 3/4/1937	4
	at Maryland, 1/13/1939	4
	vs. Navy, 2/8/1941	4
6.	vs. North Carolina, 2/24/1979	5

▲ - ACC Record

◆ - NCAA Record

Attendance Records

Season				
Year	Games	Total	Average	Note
2009-10	40	679,274	16,982	National Champions
2000-01	39	650,550	16,681	National Champions
1998-99	39	581,050	14,899	NCAA Finalist
1990-91	39	577,955	14,819	National Champions
1991-92	36	544,047	15,112	National Champions
2003-04	37	537,381	14,524	NCAA Final Four
2010-11	37	504,777	13,643	NCAA Sweet 16
2005-06	36	498,659	13,852	NCAA Regional Semifinalist
2008-09	37	481,133	13,004	NCAA Regional Semifinalist
1993-94	34	472,392	13,894	NCAA Finalist
Game Date	Total	Opponent	Arena/City	
4/3/2010	71,298	West Virginia	Lucas Oil Field/Indianapolis, Ind.	
4/5/2010	70,930	Butler	Lucas Oil Field/Indianapolis, Ind.	
4/6/1992	50,379	Michigan	Metrodome/Minneapolis, Minn.	
4/4/1992	50,379	Indiana	Metrodome/Minneapolis, Minn.	
3/28/2010	47,492	Baylor	Reliant Stadium/Houston, Texas	
4/1/1991	47,100	Kansas	Hoosier Dome/Indianapolis, Ind.	
3/30/1991	47,100	UNLV	Hoosier Dome/Indianapolis, Ind.	
4/2/2001	45,994	Arizona	Metrodome/Minneapolis, Minn.	
3/26/2010	45,505	Purdue	Reliant Stadium/Houston, Texas	
3/31/2001	45,406	Maryland	Metrodome/Minneapolis, Minn.	

Cameron Indoor Stadium Records

Individual Records, Game

Most Points

Duke	Dick Groat vs. North Carolina, 2/29/1952	48
Opp.	Grady Wallace, South Carolina, 2/23/1957	43

Most Field Goals

Duke	Dick Groat vs. North Carolina, 2/29/1952	19
Opp	Ralph Sampson, Virginia, 12/8/1982	18

Most Field Goal Attempts

Duke	Dick Groat vs. North Carolina, 2/29/1952	37
Opp	Grady Wallace, South Carolina, 2/23/1957	32
	Al Thornton, Florida State, 2/4/2006	32

Highest Field Goal Pct.

Duke	Mike Lewis vs. Penn State, 1/3/1966	[10-10] 1.000
	Mike Gminski vs. J. Hopkins, 11/30/1976	[10-10] 1.000
Opp	Devin Gray, Clemson, 1/27/1992	[10-11] .909
	Rasheed Wallace, North Carolina, 2/2/1995	[10-11] .909
Minimum 10 attempts		

Most 3-Point Field Goals

Duke	Shane Battier vs. Princeton, 11/14/2000	9
Opp	Jimmy Baron, Rhode Island, 11/16/2008	8

Most 3-Point Field Goal Attempts

Duke	Jason Williams vs. Temple, 12/5/2001	16
Opp	Tony Stockman, Clemson, 1/7/2001	12

Highest 3-Point Field Goal Pct.

Duke	Trajan Langdon vs. St. Joseph's, 11/20/1996	[6-7] .857
Opp	Tyrone Perry, Delaware, 12/19/1995	[7-8] .875
Minimum 5 attempts		

Most Free Throws Made

Duke	Bucky Allen vs. N.C. State, 1/5/1957	20
Opp	Grady Wallace, South Carolina, 2/23/1957	21

Most Free Throw Attempts

Duke	Bucky Allen vs. N.C. State, 1/5/1957	23
Opp	Dickie Hemric, Wake Forest, 2/19/1955	26

Highest Free Throw Pct.

Duke	23x	
	last by Jon Scheyer vs. R. Island, 11/16/2008	[13-13] 1.000
Opp	7x	
	last by Jason Capel, North Carolina, 3/3/2002	[12-12] 1.000
Minimum 10 attempts		

Most Rebounds

Duke	Bernie Janicki vs. North Carolina, 2/29/1952	31
Opp	Grady Wallace, South Carolina, 2/23/1957	18
	David Duarte, Cincinnati, 12/29/1979	18
	Joe Smith, Maryland, 3/1/1995	18
	Sean May, North Carolina, 2/9/2005	18

Assists

Duke	Bobby Hurley vs. Florida State, 2/24/1993	16
Opp	Craig Neal, Georgia Tech, 2/3/1988	14

Blocked Shots

Duke	Shelden Williams vs. Maryland, 1/11/2006	10
Opp	Robert Siler, Wake Forest, 1/14/1991	9

Steals

Duke	Kenny Dennard vs. Maryland, 2/3/1979	11
Opp	Kenny Carr, N.C. State, 2/18/1976	7
	Spud Webb, N.C. State, 2/20/1985	7

Team Records, Game

Most Points

Duke	Virginia, 2/11/1965	136
Opp	North Carolina, 3/5/1983	105

Fewest Points

Duke	North Carolina, 2/23/1940	27
	Ft. Bragg, 1/2/1945	27
Opp	Maryland, 1941	17

Fewest Points in a Half

Duke	North Carolina, 2/24/1979	[1st Half] 7
Opp	North Carolina, 2/24/1979	[1st Half] 0

Most Field Goals

Duke	Virginia, 2/11/1965	55
Opp	Penn State, 1/3/1967	39

Fewest Field Goals

Duke	Fort Bragg, 1/2/1945	9
Opp	Maryland, 1941	6

Most Field Goal Attempts

Duke	Washington & Lee, 2/14/1951	100
	West Virginia, 2/5/1955	100
Opp	Penn State, 1/3/1967	89
	Wake Forest, 2/12/1969	89

Fewest Field Goal Attempts

Duke	North Carolina, 2/24/1979	23
Opp	N.C. State, 1/9/1960	30
	South Carolina, 2/23/1957	30

Highest Field Goal Pct.

Duke	Johns Hopkins, 11/26/1977	.745
Opp	Louisville, 1/12/1983	.714

Lowest Field Goal Pct.

Duke	North Carolina, 2/25/1949	.128
Opp	Ft. Bragg, 1/2/1945	.126

Most 3-Point Field Goals

Duke	N.C. A&T, 12/30/2000	18
	Radford, 11/21/2009	18
Opp	North Carolina, 3/5/1983	12

Most 3-Point Field Goal Attempts

Duke	Miami, 2/7/2009	39
Opp	Fairfield, 11/14/1998	27

Most Free Throws Made

Duke	Fairfield, 11/14/1998	42
	Pennsylvania, 12/22/1980	42
Opp	N.C. State, 1/8/1955	38

Fewest Free Throws Made

Duke	Milligan, 12/10/1943	2
Opp	Maryland, 2/18/1978	0
	Georgia Tech, 2/3/1982	0

Most Free Throw Attempts

Duke	Vanderbilt, 12/1/1952	61
	Davidson, 12/16/1952	61
Opp	George Washington, 2/9/1953	54
	North Carolina, 3/1/1957	54

Fewest Free Throw Attempts

Duke	The Citadel, 1940	8
	Clemson, 1940	8
	Tennessee, 1942	8
Opp	Maryland, 2/18/1978	1

Highest Free Throw Pct.

Duke	Davidson, 2/11/1978	[24-24] 1.000
Opp	Penn State, 1/3/1967	[6-6] 1.000
	Iowa, 1/16/1993	[5-5] 1.000
	Davidson, 11/18/2011	[14-14] 1.000
	Pennsylvania, 1/1/2012	[9-9] 1.000

Lowest Free Throw Pct.

Duke	Milligan, 12/10/1943	.181
Opp	Georgia Tech (h), 2/3/1982	[0-7] .000
	Maryland (h), 2/18/1978	[0-1] .000

Most Rebounds

Duke	Virginia, 2/9/1956	76
	Wake Forest, 2/14/1968	76
Opp	N.C. State, 1/8/1955	62

Most Assists

Duke	Miami, 2/19/1986	33
Opp	Auburn, 12/30/1981	27

Largest Victory Margin

Duke	Harvard, 11/25/1989	76
Opp	Norfolk, 1/5/1944	33

Most Personal Fouls

Duke	New York University, 2/3/1951	37
Opp	New Hampshire, 12/29/1982	38

Fewest Personal Fouls

Duke	Clemson, 1940	4
	Navy, 1941	4
Opp	Cherry Point Marines, 1/8/1944	6
	Fort Bragg, 12/21/1943	6

Most Disqualifications

Duke	North Carolina, 3/1/1975	5
Opp	N.C. State, 1/7/1950	5

Miscellaneous	
Most Victories	
By Duke	17 in 2010
	17 in 2011
Most Losses	
By Duke	8 in 1944
Fewest Losses	
By Duke	0, 16 times; last in 2011 (17-0)
Most 100-Point Games	
By Duke	7 in 2001
By Opponents	3 in 1983
All-Time 100-Point Games	
By Duke	122
By Opponents	6
50th Anniversary Game	
Jan. 6, 1990	Duke 76, Virginia 68
Longest Winning Streak	
Jan. 13, 1997 – Feb. 5, 2000	46 games
Feb. 22, 2009 – Jan. 19, 2012	45 games
Nov. 25, 2001 – Feb. 26, 2004	41 games
Nov. 14, 1990 – Jan. 16, 1993	36 games
Longest Non-Conference Winning Streak	
Feb. 2, 1983 - Dec. 2, 1995	95 games
Nov. 14, 2000 - Present	94 games

Milestone Games	
Game 1	Jan. 6, 1940
	Duke 36, Princeton 27
Game 100	Jan. 24, 1948
	Duke 52, Virginia Tech 45
Game 200	Feb. 5, 1957
	Duke 90, Pittsburgh 72
Game 300	Jan. 28, 1967
	Duke 99, N.C. State 60
Game 400	Feb. 25, 1976
	Clemson 90, Duke 89
Game 500	Jan. 11, 1984
	Duke 73, Appalachian State 60
Game 600	Dec. 1, 1990
	Duke 111, Charlotte 94
Game 700	Feb. 2, 1997
	Duke 70, Georgia Tech 61
Game 800	Feb. 8, 2004
	Duke 81, Clemson 55
Game 900	Feb. 4, 2010
	Duke 86, Georgia Tech 67

Cameron Indoor Stadium			
Year-by-Year Records			
Year	W	L	Pct.
1940	9	1	.900
1941	6	5	.545
1942	11	0	1.000
1943	8	3	.727
1944	7	8	.467
1945	6	5	.545
1946	10	2	.833
1947	8	3	.727
1948	12	4	.800
1949	7	3	.700
1950	11	2	.846
1951	7	3	.700
1952	11	1	.917
1953	9	2	.818
1954	10	1	.909
1955	9	1	.900
1956	9	1	.900
1957	8	1	.889
1958	9	0	1.000
1959	7	3	.700
1960	5	4	.556
1961	8	0	1.000
1962	11	1	.917
1963	11	0	1.000
1964	10	0	1.000
1965	8	2	.800
1966	10	0	1.000
1967	9	1	.900
1968	9	1	.900
1969	6	4	.600
1970	8	2	.800
1971	8	2	.800
1972	10	2	.833
1973	8	2	.800
1974	7	4	.636
1975	8	4	.667
1976	8	4	.667
1977	6	5	.545
1978	12	0	1.000
1979	10	1	.909
1980	10	2	.833
1981	11	3	.786
1982	8	7	.533
1983	9	7	.563
1984	11	5	.688
1985	12	3	.800
1986	15	0	1.000
1987	14	2	.875
1988	12	2	.857
1989	14	1	.933
1990	13	1	.929
1991	16	0	1.000
1992	13	0	1.000
1993	14	2	.875
1994	14	2	.875
1995	8	6	.571
1996	11	4	.733
1997	15	2	.882
1998	15	0	1.000
1999	14	0	1.000
2000	13	2	.867
2001	13	2	.819
2002	13	0	1.000
2003	15	0	1.000
2004	14	1	.933
2005	14	1	.933
2006	14	1	.933
2007	15	4	.789
2008	15	1	.938
2009	16	1	.941
2010	17	0	1.000
2011	17	0	1.000
2012	13	3	.813
Totals	784	153	.837

Krzyzewskiville

Though tents popped up from time to time at Duke before the arrival of Mike Krzyzewski in 1980, Krzyzewskiville — named “Tent City” prior to that — came to form as we know it today in 1986 when the popularity of the team soared with its immense success. After its humble beginnings when only a handful of students erected tents in the courtyard area outside of Cameron Indoor Stadium, Krzyzewskiville has grown and is now an integral part of the Duke culture. Today, more than a thousand students camp out for their place in line in order to get the best seats at games, sometimes for as long as 10 weeks.

The increased growth of K-ville has brought on more rules. Currently, there are two games per season designated as “tenting” games, one of which is always the North Carolina contest. At least one person needs to man the tent at all times unless the head line monitor, who is essentially the mayor of K-ville, declares a grace period for weather. Generally, there are 12 people in each tent, which are often adorned with numbers and phrases to differentiate themselves.

Coach K addresses the students prior to each of the designated tenting games, and is known to send pizzas to them for their dedication to the Duke basketball team. Keeping true to its emphasis on schoolwork, Duke officials made sure that wireless internet access is available in K-ville during a recent courtyard renovation so students could handle their academic requirements during the spring semester.

Duke’s “Sixth Man”, better known as the Cameron Crazies, is among the best cheering sections in all of sports. Their creativity is emulated, but never matched, at other schools around the nation. Largely because of their fervent support, the game experience at Cameron Indoor Stadium has become an event itself and a destination for many die-hard sports fans in the United States.



**100-Point Games**

Date	Opponent	Loc	W/L	Score
12/30/2011	Western Michigan	H	W	110-70
12/29/2010	UNC Greensboro	A	W	108-62
11/19/2010	Colgate	H	W	110-58
12/31/2009	Pennsylvania	H	W	114-55
12/15/2009	Gardner-Webb	H	W	113-68
11/21/2009	Radford	H	W	104-67
11/17/2009	Charlotte	H	W	101-59
2/22/2009	Wake Forest	H	W	101-91
12/17/2008	Albany	H	W	111-70
11/9/2007	N.C. Central	H	W	121-56
12/31/2005	UNC Greensboro	N	W	102-69
12/18/2005	Valparaiso	H	W	104-77
2/20/2005	Wake Forest	H	W	102-92
1/30/2005	Virginia Tech	H	W	100-65
1/15/2003	Virginia	H	W	104-93
11/23/2002	Army	H	W	101-53
2/14/2002	N.C. State	H	W	108-71
1/19/2002	Wake Forest	H	W	103-80
1/10/2002	Georgia Tech	H	W	104-79
1/2/2002	Davidson	N	W	106-73
12/8/2001	Michigan	A	W	104-83
11/25/2001	Portland	H	W	104-62
2/11/2001	N.C. State	H	W	101-75
2/4/2001	Florida State	H	W	100-58
1/13/2001	Virginia	H	W	103-61
1/7/2001	Clemson	H	W	115-72
12/30/2000	N.C. A&T	H	W	108-73
12/9/2000	Michigan	H	W	104-61
12/5/2000	Davidson	H	W	102-60
2/16/2000	Florida State	H	W	101-68
2/5/2000	Virginia	H	W	106-86
1/5/2000	Virginia	A	W (ot)	109-100
12/21/1999	Davidson	H	W	109-65
12/19/1999	N.C. A&T	H	W	101-60
12/11/1999	Michigan	A	W	104-97
11/20/1999	Army	H	W	100-42
3/4/1999	Virginia	N	W	104-67
2/13/1999	Wake Forest	H	W	102-71
2/11/1999	Virginia	H	W	100-54
1/10/1999	Virginia	A	W	115-69
12/30/1998	UNC Greensboro	H	W	104-58
12/12/1998	Michigan	H	W	108-64
12/9/1998	Florida	H	W	116-86
11/26/1998	Notre Dame	N	W	111-82
11/21/1998	S.C. State	H	W	120-56
2/22/1998	UCLA	H	W	120-84
1/20/1998	N.C. A&T	H	W	101-66
1/3/1998	Maryland	A	W	104-72
12/21/1997	Mercer	H	W	126-64
12/6/1997	Virginia	H	W	103-59
11/24/1997	Chaminade	N	W	106-70
11/20/1997	Davidson	H	W	100-65
1/2/1997	S.C. State	H	W	104-54
12/30/1996	Western Carolina	H	W	104-54
12/22/1996	Army	H	W	100-38
12/2/1996	Lehigh	H	W	103-51
12/20/1995	Western Carolina	H	W	107-67
2/2/1995	North Carolina	H	L (2ot)	100-102
11/2/1995	S.C. State	H	W	107-61
12/6/1994	G. Washington	H	W	103-73
1/22/1994	Florida State	H	W	106-79
3/18/1993	Southern Illinois	N	W	105-70
1/26/1993	San Francisco	H	W	117-73
1/6/1993	Clemson	H	W	110-67
12/30/1992	Boston U.	H	W	106-72
12/7/1992	Northeastern	H	W	103-72
12/1/1992	Canisius	H	W	110-62
3/28/1992	Kentucky	N	W (OT)	104-103
2/1/1992	Notre Dame	H	W	100-71
1/27/1992	Clemson	H	W	112-73
1/18/1992	Charlotte	H	W	104-82
1/15/1992	N.C. State	H	W	110-75
11/30/1991	Harvard	H	W	118-65
11/25/1991	East Carolina	H	W	103-75
3/14/1991	La.-Monroe	N	W	102-73
2/9/1991	Maryland	H	W	101-81
1/2/1991	Boston U.	H	W	109-55
12/19/1990	Harvard	A	W	103-61
12/1/1990	Charlotte	H	W	111-94
11/26/1990	East Carolina	H	W	125-82
11/16/1990	Boston College	H	W	100-76
3/9/1990	Maryland	N	W	104-84
2/12/1990	Stetson	A	W	102-67
2/10/1990	Maryland	A	W (ot)	114-111
1/22/1990	William & Mary	A	W	109-76
1/3/1990	The Citadel	H	W	108-69
12/28/1989	Drake	N	W	101-77

**Duke 100-Point Game Facts**

Duke 100-Point Game Record:	173-5
Home 100-Point Game Record:	121-1
100-Point Game Record at Cameron Indoor Stadium:	121-1
Away 100-Point Game Record:	33-4
Neutral Site 100-Point Game Record:	19-0
Overtime 100-Point Games:	[6-2]8
Most Consecutive Wins When Scoring 100:	[12/20/95 - Present]57 [12/15/51 - 11/30/74]54
Most Consecutive Losses When Scoring 100:	[Five Times]1
Most Consecutive 100-Point Games:	3, three times vs. Michigan, N.C. A&T and Davidson in 1999-00 vs. Army, Western Carolina and S.C. State in 1996-97 and vs. Harvard, Canisius and Northwestern in 1989-90
Most Frequent 100-Point Game Opponent:	[last in 2003] Virginia, 18 times
Most 100-Point Games in a Season:	[1964-65]9
Under Mike Krzyzewski:	[home: 81-0; away: 17-2; neutral: 10-0]108-2

Date	Opponent	Loc	W/L	Score
12/9/1989	Michigan	A	L (ot)	108-113
12/2/1989	Northwestern	A	W	103-77
11/29/1989	Canisius	H	W	102-66
11/25/1989	Harvard	H	W	130-54
2/18/1989	Kansas	H	W	102-77
2/5/1989	Notre Dame	A	W	102-80
1/11/1989	William & Mary	H	W	100-38
1/5/1989	Davidson	H	W	101-53
12/10/1988	Miami (Fla.)	A	W	117-102
2/1/1988	Clemson	H	W	101-63
1/23/1988	Wake Forest	A	W	103-70
1/6/1988	Miami (Fla.)	H	W	107-69
1/4/1988	William & Mary	H	W	101-70
12/21/1987	Harvard	H	W	121-62
12/9/1987	Davidson	A	W	105-71
11/28/1987	App. State	H	W	110-74
1/24/1987	Clemson	A	W (ot)	105-103
12/30/1986	Northwestern	H	W	106-55
12/3/1986	East Carolina	H	W	103-65
2/19/1986	Miami (Fla.)	H	W	104-82
1/26/1985	Clemson	A	W	100-83
2/26/1983	Georgia Tech	H	W	106-81
2/19/1983	Wake Forest	A	L	104-110
12/20/1980	Detroit	H	W	111-71
2/11/1978	Davidson	H	W	104-88
2/8/1978	Virginia	H	W	100-75
1/28/1978	East Carolina	H	W	105-82
1/11/1978	Clemson	A	W	107-85
1/9/1978	Lehigh	H	W	105-63
11/29/1977	Wash. College	H	W	110-66
1/5/1977	Davidson	A	W	102-51
1/24/1976	N.C. State	A	L	101-106
12/27/1975	W. Kentucky	N	W	111-90
11/29/1975	Johns Hopkins	H	W	103-72
2/22/1975	Georgia Tech	H	W	107-76
1/29/1975	Davidson	A	W	113-76
1/22/1975	Wake Forest	A	L	109-122
11/30/1974	Cornell	H	W	100-62
12/29/1973	Yale	H	W	105-80
12/30/1972	Harvard	H	W	102-76
12/12/1972	East Carolina	H	W	108-74
2/20/1971	Virginia	H	W	101-69
12/15/1970	Virginia Tech	H	W	104-75
2/17/1969	Virginia	H	W	100-81
2/12/1969	Wake Forest	H	W	122-93
2/14/1968	Wake Forest	H	W	105-65
1/9/1968	Clemson	H	W	101-79
12/30/1967	Wake Forest	N	W	103-76
12/13/1967	Virginia	H	W	103-61
2/28/1967	Wake Forest	A	W	113-71
2/1/1967	Virginia	A	W	100-77
3/3/1966	Wake Forest	N	W	103-73
1/15/1966	Wake Forest	H	W	101-81
12/21/1965	Michigan	N	W (ot)	100-93
12/14/1965	Furman	H	W	102-67
12/1/1965	Virginia Tech	N	W	112-79
3/5/1965	Wake Forest	N	W	101-81
2/20/1965	Notre Dame	N	W	101-88
2/11/1965	Virginia	H	W	136-72
2/6/1965	West Virginia	H	W	109-89
1/16/1965	Wake Forest	H	W	105-77
1/12/1965	Clemson	H	W	106-81
1/5/1965	Penn State	H	W	121-88
12/19/1964	Virginia	A	W	104-91
12/12/1964	South Carolina	H	W	111-72
3/14/1964	Connecticut	N	W	101-54

Date	Opponent	Loc	W/L	Score
2/29/1964	North Carolina	A	W	104-69
2/8/1964	N.C. State	A	W	104-72
2/1/1964	Navy	H	W	121-63
2/23/1963	North Carolina	H	W	106-93
1/26/1963	West Virginia	H	W	111-71
12/29/1962	Wake Forest	N	W	113-87
2/10/1962	Virginia	H	W	101-75
1/11/1962	Clemson	A	W	104-96
12/5/1961	Davidson	H	W	117-72
2/23/1961	Seton Hall	A	W	112-78
2/9/1961	Wake Forest	H	W	100-90
1/31/1961	South Carolina	A	W	107-94
12/12/1960	South Carolina	H	W	107-79
1/11/1956	Clemson	A	W	109-80
2/22/1955	Virginia	A	W	105-92
2/5/1955	West Virginia	H	W	115-75
1/15/1955	Virginia	H	W	109-89
12/14/1954	Davidson	A	W	107-75
12/3/1954	Clemson	H	W	115-54
2/13/1954	Virginia Tech	A	W	107-53
12/12/1953	William & Mary	H	W	109-44
12/5/1953	Tennessee	H	W	101-61
12/2/1953	Furman	H	W	110-76
2/12/1953	Wake Forest	A	W (ot)	101-99
12/15/1951	VMI	H	W	102-45

**Opponent 100-Point Games**

Score	Opponent	Date	Place
122-109	Wake Forest	1/22/1975	Winston-Salem
113-108	Michigan	12/9/1989	Ann Arbor
113-87	N.C. State	2/20/1974	Raleigh
113-87	G. Washington	12/22/1952	Washington
111-114	Maryland	2/10/1990	College Park
110-104	Wake Forest	2/19/1983	Greensboro
109-66	Virginia	3/11/1983	Atlanta
107-87	UCLA	12/10/1966	Los Angeles
106-78	Wake Forest	12/20/1968	Greensboro
106-78	N.C. State	1/24/1976	Raleigh
105-95	LSU	12/20/1974	Columbia
105-84	Virginia	2/5/1983	Charlottesville
105-81	North Carolina	3/5/1983	Durham
104-82	Virginia	12/8/1973	Charlottesville
104-83	Maryland	2/2/1974	College Park
104-80	Maryland	2/8/1975	Durham
104-95	N.C. State	1/2/1976	Greensboro
104-91	Virginia	12/8/1983	Durham
103-89	Wake Forest	2/14/1961	Winston-Salem
103-82	North Carolina	1/22/1983	Chapel Hill
103-105	Clemson	1/24/1987	Clemson
103-73	UNLV	4/2/1990	Denver
103-96	Arizona	2/24/1991	Tucson
103-104	Kentucky	3/28/1992	Philadelphia
102-80	N.C. State	12/29/1956	Raleigh
102-96	Clemson	1/14/1976	Clemson
102-91	Maryland	2/7/1976	College Park
102-117	Miami	12/10/1988	Coral Gables
102-100	North Carolina	2/2/1995	Durham
101-63	West Virginia	12/12/1958	Morgantown
101-82	Maryland	2/2/1980	College Park
101-90	Maryland	2/21/1983	Durham
101-87	North Carolina	2/11/2009	Durham
100-71	St. Peter's	3/18/1968	New York
100-66	Clemson	2/15/1975	Clemson
100-77	UCLA	2/26/1995	Los Angeles
100-109	Virginia	1/5/2000	Charlottesville

Overtime Games

Date	Opponent	Loc	W/L	Score
2/25/2012	Virginia Tech	H	W	70-65
2/3/2012	Miami	H	L	74-78
2/7/2009	Miami	H	W	78-75
12/20/2007	Pittsburgh	N	L	64-65
3/8/2007	N.C. State	N	L	80-85
2/1/2007	Virginia	A	L	66-68
1/6/2007	Virginia Tech	H	L	67-69
2/4/2006	Florida State	H	W	97-96
2/12/2005	Maryland	A	L	92-99
3/14/2004	Maryland	N	L	87-95
2/5/2004	North Carolina	A	W	83-81
2/13/2003	Wake Forest (2)	A	L	80-94
12/18/2001	Kentucky	N	W	95-92
1/27/2001	Maryland	A	W	98-96
2/3/2000	North Carolina	A	W	90-86
1/19/2000	N.C. State	H	W	92-88
1/5/2000	Virginia	A	W	109-100
12/4/1999	DePaul	H	W	84-83
11/11/1999	Stanford	N	L	79-80
1/24/1999	St. John's	A	W	92-88
1/7/1997	Clemson	A	L	82-86
12/5/1996	Florida State	H	W	72-66
2/17/1996	N.C. State	H	W	79-76
2/7/1996	Georgia Tech	A	L	71-73
2/2/1995	North Carolina (2)	H	L	100-102
1/14/1995	Virginia (2)	H	L	88-91
1/24/1993	Florida State	A	L	88-89
1/4/1993	Oklahoma	H	W	88-84
3/28/1992	Kentucky	N	W	104-103
12/14/1991	Michigan	A	W	88-85
2/24/1991	Arizona (2)	A	L	96-103
3/24/1990	Connecticut	N	W	79-78
2/10/1990	Maryland	A	W	114-111
1/24/1990	N.C. State	H	W	85-82
12/9/1989	Michigan	A	L	108-113
2/20/1988	Kansas	A	W	74-70
3/6/1987	N.C. State	N	L	64-71
2/15/1987	Notre Dame	A	L	66-70
1/31/1987	Wake Forest	A	W	62-60
1/24/1987	Clemson	A	W	105-103
1/30/1985	Wake Forest	A	W	76-70
1/17/1985	Wake Forest	H	L	89-91
1/14/1985	Maryland	A	L	76-78
3/9/1984	Georgia Tech	N	W	67-63
3/3/1984	North Carolina (2)	A	L	83-96
2/23/1984	N.C. State	A	W	73-70
2/18/1984	Wake Forest	H	W	79-77
2/24/1982	Clemson (3)	H	W	73-72
2/8/1982	UNC Wilmington	H	W	67-57
11/28/1981	Vanderbilt (2)	H	L	75-76
2/28/1981	North Carolina	H	W	66-65
2/25/1981	Clemson	A	L	52-54
12/9/1980	Vanderbilt	A	W	72-69
2/20/1980	Clemson	H	W	87-82
1/9/1980	Clemson	A	L	82-87
12/29/1979	Cincinnati	H	W	87-75
12/21/1979	Boston College	N	W	70-64
11/17/1979	Kentucky	N	W	82-76
12/29/1978	Ohio State	N	L	84-90
12/10/1977	Southern Cal	A	L	81-87
2/5/1977	Maryland	H	L	64-65
1/17/1977	Virginia	A	W	82-74
1/12/1977	Clemson	H	L	73-80
12/14/1976	Connecticut	N	W	64-62
3/4/1976	Maryland	N	L	78-80
1/21/1976	Wake Forest	H	W	97-93
1/14/1976	Clemson	A	L	96-102
2/1/1975	Virginia	H	L	85-92
1/3/1975	North Carolina	N	W	99-96
3/2/1974	North Carolina	A	L	92-96
1/3/1973	Virginia	A	L	74-80
2/23/1972	N.C. State	H	W	74-73
12/7/1971	Pennsylvania	H	L	49-50
3/27/1971	St. Bonaventure	N	L	88-92
2/18/1970	Davidson	A	W	79-76
1/7/1970	Wake Forest	H	W	78-72
12/1/1969	Virginia Tech (2)	N	W	66-63
2/19/1969	Davidson	A	L	80-88
3/2/1968	North Carolina (3)	H	W	87-86
1/14/1967	Maryland	A	W	72-69
2/22/1966	Wake Forest	A	L	98-99

Date	Opponent	Loc	W/L	Score
12/21/1965	Michigan	N	W	100-93
2/9/1965	N.C. State	H	W	78-67
12/30/1964	Ohio State (2)	A	W	94-89
12/10/1964	Navy	N	W	93-87
1/25/1964	Tennessee (2)	N	W	67-65
12/11/1963	Vanderbilt	A	L	92-97
2/25/1961	North Carolina	A	L	66-69
1/11/1961	Virginia	A	W	92-90
12/3/1960	Louisiana State	H	W	80-74
3/7/1958	Maryland	N	L	65-71
2/25/1958	Virginia (3)	A	L	68-70
1/11/1958	N.C. State (2)	H	W	76-75
12/28/1957	Wake Forest	N	W	79-75
12/21/1957	Pittsburgh (2)	A	L	84-87
2/2/1957	Navy	A	L	69-71
3/4/1955	Virginia	N	W	90-77
2/19/1953	William & Mary	A	L	82-85
2/12/1953	Wake Forest	A	W	101-99
2/9/1952	Navy	A	W	70-68
1/5/1952	N.C. State	H	L	70-72
1/6/1951	N.C. State	H	L	71-77

Date	Opponent	Loc	W/L	Score
2/11/1950	G. Washington (2)	A	L	55-62
12/17/1949	Washington & Lee	A	W	81-67
1/9/1947	NYU	A	L	61-64
2/28/1946	N.C. State	N	W	44-38
1/9/1946	North Carolina	A	W	51-46
1/1/1944	Long Island	A	L	57-59
2/27/1942	North Carolina	H	W	41-40
2/13/1941	Wake Forest	H	W	42-41
2/12/1940	Clemson	H	W	39-37
3/20/1937	N.C. State	H	W	36-33
3/17/1937	VMI	A	L	31-32
2/6/1936	North Carolina	A	W	36-34
3/6/1935	Navy	A	L	38-44
2/20/1932	Maryland	H	L	18-20
2/8/1932	Tennessee	A	L	31-32
1/9/1932	William & Mary	H	W	28-20
2/20/1922	Florida	A	L	26-33
1914	N.C. State	H	W	33-25

Duke Overtime Facts

Duke Overtime Record:	66-54
Home Overtime Record:	28-13
Overtime Record at Cameron Indoor Stadium:	24-12
Away Overtime Record:	23-32
Neutral Site Overtime Record:	15-9
Longest Win Streak:	[12/4/1999 – 12/18/2001] 6
Longest Losing Streak:	[1/24/1993 – 2/7/1996]: [1/6/2007 - 12/20/07] 4
Single Overtime Games:	105
Double Overtime Games:	12
Triple Overtime Games:	3
Most Frequent Overtime Opponent:	[last in 2007] N.C. State, 14 times
Most Overtime Games in a Season:	[1957-58, 1979-80 & 1999-2000] 5
Most Overtime Periods in a Season:	[1957-58] 9
Under Mike Krzyzewski:	[home: 13-4; away: 13-12; neutral: 4-5] 30-21

Opponent Records

Team, Game		
<b>Most Points</b>		
By	Wake Forest (a), 1/22/1975	122
By	George Washington (a), 12/22/1952	113
	N.C. State (a), 2/20/1974	113
	Michigan (a), 12/9/1989	113
By	Maryland (a), 2/10/1990	111
By	Wake Forest (n), 2/19/1983	110
By	Virginia (n), 3/11/1983	109
By	UCLA (a), 12/10/1966	107
By	N.C. State (a), 1/24/1976	106
<b>Fewest Points</b>		
By	3x: last by Guilford, 1906-07	1
<b>Fewest Points in a Half</b>		
By	North Carolina, 2/24/1979	[1st Half] 0
<b>Most Field Goals Made</b>		
By	Wake Forest (a), 1/22/1975	49
<b>Fewest Field Goals Made</b>		
By	N.C. State (n), 3/8/1968	4
<b>Most Field Goal Attempts</b>		
By	N.C. State (a), 2/20/1974	100
	Vanderbilt (h), 12/11/1962	100
<b>Fewest Field Goal Attempts</b>		
By	N.C. State (n), 3/8/1968	13
<b>Highest Field Goal Pct.</b>		
By	Georgetown (a), 1/30/2010	[33-46] .717
<b>Lowest Field Goal Pct.</b>		
By	Ft. Bragg (h), 1/2/1945	.126
<b>Most 3-Point Field Goals Made</b>		
By	Wake Forest (n), 3/10/1995	16
<b>Most 3-Point Field Goal Attempts</b>		
By	Clemson (h), 1/7/2001	28
<b>Most Free Throws Made</b>		
By	Wake Forest (n), 12/20/1968	42
<b>Fewest Free Throws Made</b>		
By	Georgia Tech (h), 2/3/1982	0
	Maryland (h), 2/18/1978	0
<b>Most Free Throw Attempts</b>		
By	Virginia (a), 2/22/1955	55
<b>Fewest Free Throw Attempts</b>		
By	N.C. State (n), 12/1/1978	1
	Maryland (h), 2/18/1978	1
<b>Most Free Throws Made, No Misses</b>		
By	N.C. State (a), 2/25/1970	[17-17] 1.000
<b>Lowest Free Throw Pct.</b>		
By	Georgia Tech (h), 2/3/1982	[0-7] .000
	Maryland (h), 2/18/1978	[0-1] .000
<b>Most Rebounds</b>		
By	Wake Forest (n), 12/20/1968	68
<b>Most Assists</b>		
By	Clemson (a), 2/26/1986	36
<b>Most Personal Fouls</b>		
By	North Carolina (a), 2/6/1953	39
<b>Fewest Personal Fouls</b>		
By	Washington & Lee (a), 2/16/1939	4
	Oklahoma State (a), 12/19/1939	4
<b>Most Disqualifications</b>		
By	5X: last by Maryland (a), 2/10/1990	5

Individual Records, Game

Points

Rk	Name, Opponent, Date	Pts
1.	Ernie Beck, Pennsylvania (n), 12/30/1952	47
2.	Don Hennon, Pittsburgh (a), 12/21/1957	45
	Kenny Carr, N.C. State (n), 1/2/1976	45
4.	Dickie Hemric, Wake Forest (h), 2/12/1953	44
	Kenny Higgs, LSU (n), 12/20/1974	44
	Kenny Carr, N.C. State (a), 1/24/1976	44
7.	Grady Wallace, South Carolina (h), 2/23/1957	43
8.	Buzzy Wilkinson, Virginia (n), 3/4/1954	42
9.	Grady Wallace, South Carolina (n), 3/7/1957	41
	Jack Givens, Kentucky (n), 3/27/1978	41
	Len Bias, Maryland (h), 1/25/1986	41
12.	7x: last Marvis Thornton, St. John's (a), 1/24/1999	40

Most Field Goals Made

1.	Don Hennon, Pittsburgh (a), 12/21/1957	20
2.	Ernie Beck, Penn (n), 12/30/1952	18
	Lew Alcindor, UCLA (a), 12/10/1966	18
	Kenny Carr, N.C. State (n), 1/2/1976	18
	Jack Givens, Kentucky (n), 3/27/1978	18
	Ralph Sampson, Virginia (n), 12/8/1982	18

Most Field Goal Attempts

1.	Buzzy Wilkinson, Virginia (n), 3/4/1954	44
2.	Don Hennon, Pittsburgh (a), 12/21/1957	42
3.	Grady Wallace, South Carolina (n), 3/7/1957	40
4.	Rod Hundley, West Virginia (n), 12/27/1956	32
	Grady Wallace, South Carolina (h), 2/23/1957	32
	Al Thornton, Florida State (h), 2/4/2006	32

Highest Field Goal Pct.

1.	Larry Miller, North Carolina (n), 3/11/1967	[13-14] .929
2.	Ben Coleman, Maryland (a), 2/11/1984	[11-12] .917
3.	Devin Gray, Clemson (h), 1/27/1992	[10-11] .909
	Rasheed Wallace, North Carolina (h), 2/2/1995	[10-11] .909
5.	Cazzie Russell, Michigan (a), 12/21/1963	[9-10] .900
	Lee Raker, Virginia (a), 1/31/1981	[9-10] .900
	Reggie Johnson, Miami (h), 1/2/2011	[9-10] .900

Minimum 10 field goal attempts

Most 3-Point Field Goals Made

1.	Randolph Childress, Wake Forest (n), 3/10/1995	8
	Jimmy Baron, Rhode Island (h), 11/16/2008	8
3.	Mark Mocnik, Campbell (n), 3/19/1992	7
	Tyrone Perry, Delaware (h), 12/19/1995	7
	Marvis Thornton, St. John's (a), 1/24/1999	7

Most 3-Point Field Goal Attempts

1.	Mark Karcher, Temple (n), 3/21/1999	15
2.	Dennis Scott, Georgia Tech (n), 3/10/1990	13
	Mark Mocnik, Campbell (n), 3/19/1992	13
	Curtis Staples, Virginia (n), 3/5/1998	13
5.	10x: last Tim Pickett, Florida State (a), 2/29/2004	12

3-Point Field Goal Pct.

1.	Tim Mullen, Virginia (a), 2/5/1983	[5-5] 1.000
2.	Tyrone Perry, Delaware (h), 12/19/1995	[7-8] .875
3.	Marc Campbell, Clemson (h), 1/29/1983	[5-6] .833
	Exree Hipp, Maryland (h), 1/28/1995	[5-6] .833
	Lakista McCuller, N.C. State (a), 2/18/1995	[5-6] .833
	Devin Smith, Virginia (a), 1/11/2004	[5-6] .833

Minimum five three-point field goal attempts

Most Free Throws Made

1.	Bob Zeitz, N.C. State (n), 12/29/1956	22
2.	■ Grady Wallace, South Carolina (h), 2/23/1957	21
	York Larese, North Carolina (n), 12/29/1959	21
4.	Dickie Hemric, Wake Forest (h), 2/19/1955	20
5.	Buzzy Wilkinson, Virginia (a), 2/22/1955	18

Most Free Throws Attempted

1.	■ Dickie Hemric, Wake Forest (h), 2/19/1955	26
2.	Buzzy Wilkinson, Virginia (a), 2/22/1955	25
3.	Grady Wallace, South Carolina (h), 2/23/1957	23
4.	Dickie Hemric, Wake Fores t (a), 1/12/1954	22
5.	Buzzy Wilkinson, Virginia (n), 3/4/1954	22

Most Free Throws Made, No Misses

1.	York Larese, North Carolina (n), 12/29/1959	21
2.	John Roche, South Carolina (a), 2/14/1970	15
	Carlos Yates, George Mason (h), 1/3/1983	15
4.	Kenny Higgs, LSU (n), 12/20/1974	14
	Mark Price, Georgia Tech (n), 3/9/1985	14
6.	Len Bias, Maryland (h), 1/25/1986	13
7.	Jeff Jones, Virginia (h), 1/30/1982	12
	Todd Fuller, N.C. State (a), 1/18/1996	12
	Jason Capel, North Carolina (h), 3/3/2002	12
10.	4x: last by Marty Patterson, Clemson (a), 2/2/1974	11

Rebounds

1.	Clyde Lee, Vanderbilt (a), 12/11/1963	26
2.	Sean May, North Carolina (a), 3/6/2005	24
3.	Len Chappell, Wake Forest (a), 2/3/1960	23
4.	Len Chappell, Wake Fores (a), 2/15/1962	22
	Lew Alcindor, UCLA (a), 12/10/1966	22

Assists

1.	Jerry Kroll, Davidson (a), 2/19/1969	19
	Anthony Jenkins, Clemson (a), 2/26/1986	19
	Craig Neal, Georgia Tech (a), 2/28/1988	19
4.	4x: last Jason Kidd, California (n), 3/20/1993	14

Blocks

1.	Wayne "Tree" Rollins, Clemson (a), 2/3/1977	10
2.	Robert Siler, Wake Forest (h), 1/14/1991	9
3.	Scott VanSchaardenburg, The Citadel (a), 1/16/1991	8
	Acie Earl, Iowa (n), 3/21/1992	8
5.	6x: last Danny Green, North Carolina (h), 3/8/2008	7

Steals

1.	Kenny Anderson, Georgia Tech (a), 1/30/1991	8
2.	Kenny Carr, N.C. State (h), 2/18/1976	7
	Clyde Austin, N.C. State (n), 11/27/1976	7
	Dudley Bradley vs. North Carolina (n), 3/3/1979	7
	Spud Webb, N.C. State (n), 2/20/1985	7
	Chris Corchiani, N.C. State (a), 1/26/1989	7
	K.C. Rivers, Clemson (v), 2/4/2009	7

Minutes Played

1.	Larry Miller, North Carolina (h), 3/2/1968	55
2.	Vince Hamilton, Clemson (h), 2/24/1982	53
3.	Mike Eppley, Clemson (h), 2/24/1982	52
	Charles Green, East Carolina (h), 11/27/1982	52
5.	Fred Gilliam, Clemson (h), 2/24/1982	51

■ - Cameron Indoor Stadium record

Individual Records, Career

Most Points

1.	Dickie Hemric, Wake Forest, 1954-57	[9 Games] 270
2.	Len Chappell, Wake Forest, 1960-63	[10 games] 255
3.	Lennie Rosenbluth, North Carolina, 1954-56	[9 games] 251
	Phil Ford, North Carolina, 1975-78	[11 games] 251
5.	Bob Leonard, Wake Forest, 1964-66	[10 games] 240
6.	Len Bias, Maryland, 1983-86	[10 Games] 237
7.	Rod Griffin, Wake Forest, 1975-78	[13 Games] 228
8.	Al Wood, North Carolina, 1978-81	[14 Games] 222
9.	Kenny Carr, N.C. State, 1975-78	[8 Games] 217
10.	Skip Brown, Wake Forest, 1974-77	[10 Games] 194

Non-Conference: Cazzie Russell, Michigan, 1964-66 (4 Games) - 104; John Gerdy, Davidson, 1979-82 (4 Games) - 103

Yearly Statistics

1950-51

Record: 20-13; Home: 7-3; Away: 8-8; Neutral: 5-2

Player	G	MP	FG-FGA	Pct	FT-FTA	Pct	Reb-Avg	PF-DQ	Ast	TO	BS	St	Pts-Avg
Groat	33	—	285-713	.400	261-331	.789	—	128-10	—	—	—	—	831-25.2
Crowder	33	—	110-304	.362	53-70	.757	—	104-6	—	—	—	—	273-8.3
York	33	—	104-328	.317	51-83	.614	—	66-2	—	—	—	—	259-7.8
Fleming	33	—	87-295	.295	60-99	.606	—	94-5	—	—	—	—	234-7.1
Deimling	32	—	81-205	.395	60-77	.779	—	80-4	—	—	—	—	222-6.9
Allen	28	—	57-177	.322	52-86	.605	—	59-2	—	—	—	—	166-5.9
Kulpan	29	—	45-130	.346	32-49	.653	—	97-9	—	—	—	—	122-4.2
Johnson	29	—	39-118	.331	15-23	.652	—	52-2	—	—	—	—	93-3.2
Latimer	27	—	32-146	.219	12-26	.461	—	41-3	—	—	—	—	76-2.8
Boyce	8	—	3-9	.333	1-5	.200	—	12-2	—	—	—	—	7-0.9
Strauss	3	—	1-6	.167	0-2	.000	—	4-0	—	—	—	—	2-0.7
Downing	7	—	1-8	.125	1-1	1.000	—	4-0	—	—	—	—	3-0.4
Caudle	1	—	0-0	.000	0-0	.000	—	0-0	—	—	—	—	0-0.0
Lasseter	1	—	0-1	.000	0-0	.000	—	0-0	—	—	—	—	0-0.0
Others	16	—	22-74	.297	28-36	.778	—	42-3	—	—	—	—	69-4.3
Duke	33	—	866-2514	.344	623-888	.702	—	783-48	—	—	—	—	2366-71.7
Opps	33	—	889-2454	.362	541-849	.637	—	751-41	—	—	—	—	2318-70.2

1951-52

Record: 24-6; Home: 11-1; Away: 9-1; Neutral: 4-4

Player	G	MP	FG-FGA	Pct	FT-FTA	Pct	Reb-Avg	PF-DQ	Ast	TO	BS	St	Pts-Avg
Groat	30	—	288-700	.411	204-281	.726	229-7.6	107-10	229	—	—	—	780-26.0
Janicki	30	—	185-487	.380	77-126	.611	476-15.9	87-6	42	—	—	—	447-14.9
D’Emilio	30	—	135-382	.353	65-102	.637	121-4.0	89-6	100	—	—	—	335-11.2
Crowder	30	—	77-188	.410	29-57	.509	220-7.3	104-8	28	—	—	—	183-6.1
Fleming	30	—	51-163	.313	49-93	.527	291-9.7	91-3	65	—	—	—	151-5.0
Lacy	21	—	35-83	.422	20-25	.800	80-3.8	42-1	9	—	—	—	90-4.2
Glasgow	20	—	29-71	.394	17-29	.595	88-4.4	42-1	11	—	—	—	75-3.8
Johnson	29	—	42-120	.350	19-31	.612	38-1.3	60-0	58	—	—	—	103-3.4
Deimling	28	—	20-66	.303	34-52	.654	123-4.4	61-5	20	—	—	—	74-2.6
Decker	11	—	6-23	.261	10-17	.588	42-3.8	21-2	3	—	—	—	22-2.0
Latimer	28	—	16-47	.341	11-23	.479	39-1.4	29-0	13	—	—	—	43-1.6
Shabel	15	—	5-11	.455	7-10	.700	11-0.7	18-0	10	—	—	—	17-1.1
Duke	30	—	889-2341	.380	542-846	.641	1758-58.6	751-42	588	—	—	—	2320-77.3
Opps	30	—	757-2282	.331	478-782	.599	—	707-47	—	—	—	—	2019-67.3

1952-53

Record: 18-8; Home: 9-2; Away: 8-3; Neutral: 1-3

Player	G	MP	FG-FGA	Pct	FT-FTA	Pct	Reb-Avg	PF-DQ	Ast	TO	BS	St	Pts-Avg
Janicki	26	—	155-411	.377	126-181	.696	272-10.5	86-6	—	—	—	—	436-16.8
Riegel	26	—	147-361	.404	131-213	.615	189-7.3	93-10	—	—	—	—	425-16.3
D’Emilio	23	—	120-363	.331	96-138	.696	105-4.6	64-3	—	—	—	—	336-14.6
Lacy	23	—	74-142	.528	52-73	.712	95-4.1	59-5	—	—	—	—	200-8.7
Decker	24	—	62-127	.504	56-74	.757	198-8.3	54-2	—	—	—	—	180-7.5
Belmont	22	—	42-120	.350	39-62	.629	54-2.4	40-3	—	—	—	—	123-5.6
Mayer	25	—	40-101	.396	58-83	.699	121-4.8	65-3	—	—	—	—	138-5.5
Shabel	25	—	42-102	.414	36-47	.766	47-1.9	66-4	—	—	—	—	120-4.8
Lamley	19	—	27-79	.342	25-36	.694	78-4.1	25-0	—	—	—	—	79-4.2
Driesell	22	—	24-67	.358	17-39	.436	59-2.7	47-1	—	—	—	—	65-3.0
Cashman	16	—	14-51	.275	16-24	.667	45-2.8	28-1	—	—	—	—	44-2.8
Turner	10	—	12-28	.429	0-1	.000	6-0.6	8-0	—	—	—	—	24-2.4
Peters	9	—	3-6	.500	4-6	.667	2-0.2	9-0	—	—	—	—	10-1.1
Duke	26	—	762-1958	.389	656-977	.672	1271-48.8	644-38	—	—	—	—	2180-83.8
Opps	26	—	—	—	—	—	—	—	—	—	—	—	2039-78.4

1953-54

Record: 22-6; Home: 10-1; Away: 8-2; Neutral: 4-3

Player	G	MP	FG-FGA	Pct	FT-FTA	Pct	Reb-Avg	PF-DQ	Ast	TO	BS	St	Pts-Avg
Janicki	27	—	140-385	.365	84-122	.689	175-6.5	82-3	—	—	—	—	364-13.5
D’Emilio	27	—	138-380	.363	81-123	.659	104-3.9	74-4	—	—	—	—	357-13.2
Mayer	27	—	114-280	.407	121-153	.791	265-9.8	88-5	—	—	—	—	349-12.9
Belmont	27	—	129-322	.401	77-107	.720	106-3.9	70-2	—	—	—	—	335-12.4
Lacy	26	—	49-112	.433	60-96	.625	89-3.4	35-0	—	—	—	—	158-6.1
Doherty	27	—	58-142	.408	37-52	.712	134-5.0	91-4	—	—	—	—	153-5.6
Driesell	23	—	41-90	.456	34-63	.540	48-2.1	29-1	—	—	—	—	116-5.1
Morgan	25	—	46-109	.422	36-59	.610	132-5.3	71-3	—	—	—	—	128-5.1
Decker	25	—	44-94	.468	22-30	.730	110-4.4	50-1	—	—	—	—	110-4.4
Shabel	21	—	32-68	.471	13-21	.619	18-0.9	31-0	—	—	—	—	77-3.7
Tobin	23	—	26-72	.361	25-52	.481	54-2.3	54-0	—	—	—	—	77-3.4
Turner	20	—	12-31	.387	2-5	.400	17-0.8	12-0	—	—	—	—	26-1.3
Duke	27	—	829-2085	.398	592-883	.671	1252-46.4	687-53	—	—	—	—	2250-83.2
Opps	27	—	—	—	—	—	—	—	—	—	—	—	1877-69.5

1954-55

Record: 20-8; Home: 9-1; Away: 8-3; Neutral: 3-4

Player	G	MP	FG-FGA	Pct	FT-FTA	Pct	Reb-Avg	PF-DQ	Ast	TO	BS	St	Pts-Avg
Mayer	28	—	217-509	.426	173-229	.755	348-12.4	101-9	—	—	—	—	607-21.7
Belmont	28	—	160-436	.370	120-168	.710	137-4.9	73-1	—	—	—	—	440-15.7
Morgan	28	—	107-248	.440	78-134	.580	255-9.1	113-13	—	—	—	—	292-10.4
Tobin	13	—	41-121	.340	21-30	.700	67-5.2	39-3	—	—	—	—	103-7.9
Turner	28	—	93-278	.333	22-33	.667	29-2.8	17-1	—	—	—	—	208-7.4
Kallbus	24	—	69-162	.430	37-65	.570	72-3.0	43-1	—	—	—	—	175-7.3
Lakata	28	—	72-181	.400	51-80	.640	166-5.9	61-4	—	—	—	—	195-6.9
Lamley	28	—	64-196	.333	39-54	.720	134-4.8	51-2	—	—	—	—	167-5.9
Doherty	25	—	55-118	.460	26-44	.590	111-4.6	54-0	—	—	—	—	136-5.4
Rosenthal	16	—	15-42	.360	6-13	.461	20-1.3	4-0	—	—	—	—	36-2.3
Thuemmel	18	—	6-25	.240	1-9	.111	5-0.3	20-1	—	—	—	—	13-0.7
Blackburn	11	—	4-10	.400	3-10	.300	1-0.1	1-0	—	—	—	—	11-0.1
Others	6	—	0-9	.000	3-4	.750	4-0.8	5-0	—	—	—	—	3-0.5
Duke	28	—	903-2335	.390	580-873	.664	1349-48.2	582-35	—	—	—	—	2386-85.2
Opps	28	—	651-1824	.360	735-1049	.700	1217-43.4	457-21	—	—	—	—	2037-72.7

1955-56

Record: 19-7; Home: 9-1; Away: 7-4; Neutral: 3-2

Player	G	MP	FG-FGA	Pct	FT-FTA	Pct	Reb-Avg	PF-DQ	Ast	TO	BS	St	Pts-Avg
Mayer	25	—	195-452	.431	163-208	.784	220-8.8	93-4	—	—	—	—	553-22.1
Belmont	26	—	140-381	.367	160-210	.761	123-4.7	76-3	—	—	—	—	440-17.0
Morgan	26	—	96-254	.377	101-137	.737	256-9.8	76-5	—	—	—	—	293-11.2
Kallbus	14	—	43-98	.430	30-59	.650	44-3.0	25-1	—	—	—	—	116-8.2
Harris	26	—	88-223	.367	39-59	.661	73-2.8	64-2	—	—	—	—	203-7.8
Lakata	25	—	73-178	.410	48-73	.657	179-7.1	59-3	—	—	—	—	203-7.8
Newcome	26	—	58-155	.374	22-37	.594	90-3.4	46-1	—	—	—	—	138-5.3
Allen	13	—	13-37	.351	15-26	.577	21-1.6	10-0	—	—	—	—	41-3.1
Schmidt	18	—	13-39	.333	18-37	.486	24-1.3	22-0	—	—	—	—	44-2.4
Rosenthal	7	—	5-8	.620	3-5	.600	3-0.4	1-0	—	—	—	—	13-1.9
Buhowsky	15	—	10-39	.254	7-14	.500	33-2.2	28-1	—	—	—	—	27-1.8
Cashman	14	—	12-44	.272	1-3	.333	15-1.1	9-0	—	—	—	—	25-1.7
Clement	4	—	3-9	.333	0-0	.000	11-2.9	5-0	—	—	—	—	6-1.5
Bryson	7	—	1-5	.200	0-0	.000	2-0.5	5-0	—	—	—	—	2-0.5
Duke	26	—	744-1922	.387	607-868	.699	1094-41.1	519-20	—	—	—	—	2095-80.6
Opps	26	—	581-1617	.350	633-907	.697	1096-42.1	490-14	—	—	—	—	1815-69.8

1956-57

Record: 13-11; Home: 8-1; Away: 2-6; Neutral: 3-4

Player	G	MP	FG-FGA	Pct	FT-FTA	Pct	Reb-Avg	PF-DQ	Ast	TO	BS	St	Pts-Avg
Newcome	24	—	148-360	.411	61-103	.592	273-11.4	59-2	—	—	—	—	357-14.9
Allen	22	—	77-195	.395	139-188	.739	62-2.8	43-2	—	—	—	—	293-13.3
Harris	24	—	108-298	.362	59-75	.787	84-3.5	69-1	—	—	—	—	275-11.5
Vernon	24	—	92-233	.395	49-67	.731	71-2.9	24-0	—	—	—	—	233-9.7
Clement	24	—	82-198	.414	68-100	.680	169-7.0	75-4	—	—	—	—	232-9.7
Schmidt	24	—	78-191	.408	61-94	.649	188-7.8	78-6	—	—	—	—	217-9.0
Robertson	24	—	64-161	.398	33-64	.516	131-5.5	60-5	—	—	—	—	161-6.7
Miller	23	—	37-95	.389	22-33	.667	46-2.0	28-0	—	—	—	—	96-4.2
Barrett	6	—	3-9	.333	6-7	.857	15-2.5	8-0	—	—	—	—	12-2.0
Watson	10	—	5-17	.294	3-5	.600	4-0.4	5-0	—	—	—	—	13-1.3
Bryson	6	—	1-15	.067	0-0	.000	6-1.0	7-0	—	—	—	—	2-0.3
Marco	2	—	0-3	.000	0-2	.000	1-0.5	3-0	—	—	—	—	0-0.0
Duke	24	—	695-1775	.392	501-738	.679	1050-43.8	459-20	—	—	—	—	1881-78.4
Opps	24	—	651-1723	.378	536-773	.693	1081-45.0	438-18	—	—	—	—	1848-77.0



MEDIA GUIDE

1960-61

Record: 22-6; Home: 8-0; Away: 6-4; Neutral: 8-2

Player	G	MP	FG-FGA	Pct	FT-FTA	Pct	Reb-Avg	PF-DQ	Ast	TO	BS	St	Pts-Avg
Heyman	25	—	229-448	.469	171-263	.650	272-10.9	66	—	—	—	—	629-25.2
Youngkin	28	—	146-253	.577	88-152	.578	274-9.8	79	—	—	—	—	380-13.6
Hurt	28	—	140-336	.417	63-97	.649	140-5.0	64	—	—	—	—	343-12.3
Kistler	28	—	143-291	.491	53-88	.602	269-9.6	73	—	—	—	—	339-12.1
Frye	28	—	103-238	.433	73-105	.695	68-2.4	60	—	—	—	—	279-10.0
Schmidt	14	—	25-61	.410	16-19	.842	19-1.9	15	—	—	—	—	66-4.7
Mewhort	26	—	39-81	.481	30-43	.698	69-2.7	35	—	—	—	—	108-4.2
Beal	10	—	5-18	.278	12-15	.800	10-1.0	2	—	—	—	—	22-2.2
Cantwell	14	—	10-24	.417	3-7	.429	4-0.3	12	—	—	—	—	23-1.6
Albright	11	—	6-11	.545	5-7	.714	13-1.2	5	—	—	—	—	17-1.5
Raksnis	2	—	1-1	1.000	1-1	1.000	1-0.5	2	—	—	—	—	3-1.5
Others	—	—	33-59	.559	6-14	.429	60-3.8	26	—	—	—	—	72-4.5
Team	—	—	—	—	—	—	182-6.5	—	—	—	—	—	—
Duke	28	—	880-1821	.483	521-811	.642	1381-49.7	438	—	—	—	—	2281-81.5
Opps	28	—	787-1791	.439	420-615	.699	1191-42.5	—	—	—	—	—	1994-71.2

1961-62

Record: 20-5; Home: 11-1; Away: 6-2; Neutral: 3-2

Player	G	MP	FG-FGA	Pct	FT-FTA	Pct	Reb-Avg	PF-DQ	Ast	TO	BS	St	Pts-Avg
Heyman	24	—	219-506	.433	170-276	.616	269-11.2	66-2	—	—	—	—	608-25.3
Mullins	25	—	214-416	.514	98-138	.710	259-10.4	68-1	—	—	—	—	526-21.0
Harrison	25	—	99-194	.510	42-56	.750	85-3.4	46-0	—	—	—	—	240-9.6
Mewhort	25	—	63-129	.488	43-58	.741	106-4.2	43-1	—	—	—	—	169-6.8
Buckley	24	—	62-129	.481	37-80	.463	138-5.8	55-0	—	—	—	—	163-6.8
Schmidt	21	—	47-112	.420	13-16	.813	34-1.6	20-0	—	—	—	—	107-5.1
Ulrich	21	—	34-86	.395	10-18	.556	31-1.5	35-0	—	—	—	—	78-3.7
Mullen	12	—	28-57	.491	9-20	.450	58-4.8	17-0	—	—	—	—	65-5.4
Jamieson	18	—	14-26	.539	11-21	.524	42-2.3	32-1	—	—	—	—	39-2.2
Kast	15	—	13-35	.371	6-7	.857	29-1.9	13-0	—	—	—	—	32-2.1
Gebbie	3	—	1-2	.500	1-2	.500	0-0.0	12-0	—	—	—	—	3-1.0
Sallsbury	2	—	1-2	.500	0-1	.000	0-0.0	0-0	—	—	—	—	2-1.0
Cox	17	—	7-19	.368	2-5	.400	10-0.6	3-0	—	—	—	—	16-0.9
Hamilton	3	—	1-3	.333	0-0	.000	0-0.0	1-0	—	—	—	—	2-0.7
Williamson	7	—	0-5	.000	1-2	.500	5-0.7	0-0	—	—	—	—	1-0.1
Team	—	—	—	—	—	—	197-7.9	—	—	—	—	—	—
Duke	25	—	802-1718	.466	443-700	.633	1263-50.5	411-5	—	—	—	—	2049-82.0
Opps	25	—	686-1607	.427	326-500	.652	990-39.6	—	—	—	—	—	1698-67.9

1962-63

Record: 27-3; Home: 11-0; Away: 9-2; Neutral: 7-1

Player	G	MP	FG-FGA	Pct	FT-FTA	Pct	Reb-Avg	PF-DQ	Ast	TO	BS	St	Pts-Avg
Heyman	30	—	265-586	.452	217-314	.691	324-10.8	82-4	—	—	—	—	747-24.9
Mullins	30	—	256-466	.549	96-131	.733	241-8.0	57-0	—	—	—	—	608-20.3
Buckley	30	—	130-217	.600	76-145	.524	298-9.9	93-3	—	—	—	—	336-11.2
Schmidt	29	—	104-198	.525	32-38	.842	53-1.8	36-0	—	—	—	—	240-8.3
Harrison	27	—	73-148	.493	21-33	.636	103-3.8	43-0	—	—	—	—	167-6.3
Tison	30	—	61-112	.545	25-41	.610	133-4.4	56-1	—	—	—	—	147-4.9
Ferguson	25	—	42-78	.538	13-15	.867	36-1.4	27-0	—	—	—	—	97-3.9
Herbstler	30	—	30-66	.455	24-31	.774	33-1.1	38-0	—	—	—	—	84-2.8
Kitching	16	—	10-22	.455	14-18	.778	8-0.5	9-0	—	—	—	—	34-2.1
R. Cox	13	—	4-8	.500	4-8	.500	8-0.6	7-0	—	—	—	—	12-0.9
Jamieson	12	—	5-6	.833	1-3	.333	11-0.9	16-0	—	—	—	—	11-0.9
Williamson	11	—	3-8	.375	4-4	1.000	10-0.9	3-0	—	—	—	—	10-0.9
F. Cox	2	—	0-0	.000	1-2	.500	1-0.5	0-0	—	—	—	—	1-0.5
Mann	12	—	1-11	.091	0-1	.000	10-0.8	10-0	—	—	—	—	2-0.2
Team	—	—	—	—	—	—	199-6.6	—	—	—	—	—	—
Duke	30	—	984-1926	.511	528-784	.673	1468-48.9	481-8	—	—	—	—	2498-83.3
Opps	30	—	819-2037	.402	431-611	.705	1127-37.6	—	—	—	—	—	2069-68.9

1963-64

Record: 26-5; Home: 10-0; Away: 6-3; Neutral: 10-2

Player	G	MP	FG-FGA	Pct	FT-FTA	Pct	Reb-Avg	PF-DQ	Ast	TO	BS	St	Pts-Avg
Mullins	31	—	300-613	.489	150-183	.820	276-8.9	65-0	—	—	—	—	750-24.2
Buckley	31	—	160-271	.590	109-166	.658	278-9.0	89-2	—	—	—	—	429-13.8
Tison	30	—	130-260	.500	93-136	.684	229-7.6	74-3	—	—	—	—	353-11.8
Harrison	31	—	112-247	.454	44-61	.722	79-2.5	48-0	—	—	—	—	268-8.7
Marin	31	—	97-219	.443	46-65	.708	146-4.7	65-2	—	—	—	—	240-7.7
Vacendak	30	—	61-167	.365	42-58	.725	77-2.6	50-1	—	—	—	—	164-5.5
Ferguson	31	—	77-181	.425	8-15	.534	50-1.6	56-1	—	—	—	—	162-5.2
Kitching	27	—	42-97	.433	19-27	.705	42-1.6	34-0	—	—	—	—	103-3.8
Herbstler	30	—	28-56	.500	20-37	.541	27-0.9	24-0	—	—	—	—	76-2.5
Allen	5	—	6-7	.857	0-0	.000	4-0.8	2-0	—	—	—	—	12-2.4
Harscher	15	—	8-21	.355	7-8	.875	5-0.3	5-0	—	—	—	—	23-1.5
Mann	17	—	5-19	.263	8-14	.571	19-1.1	7-0	—	—	—	—	18-1.1
Cox	9	—	2-4	.500	1-1	1.000	7-0.8	1-0	—	—	—	—	5-0.6
Murray	1	—	0-1	.000	0-0	.000	2-2.0	1-0	—	—	—	—	0-0.0
Team	—	—	—	—	—	—	185-6.0	—	—	—	—	—	—
Duke	31	—	1028-2163	.475	561-771	.728	1426-46.0	521-9	—	—	—	—	2607-84.1
Opps	31	—	872-2009	.434	399-612	.651	1279-41.3	—	—	—	—	—	2143-69.3

1964-65

Record: 20-5; Home: 8-2; Away: 6-2; Neutral: 6-1

Player	G	MP	FG-FGA	Pct	FT-FTA	Pct	Reb-Avg	PF-DQ	Ast	TO	BS	St	Pts-Avg
Verga	25	—	229-431	.531	76-116	.655	84-3.4	62-2	—	—	—	—	534-21.4
Marin	25	—	195-357	.546	87-123	.708	257-10.3	80-4	—	—	—	—	477-19.1
Vacendak	25	—	165-356	.466	75-123	.610	164-6.6	64-0	—	—	—	—	405-16.2
Tison	25	—	124-245	.506	51-81	.630	221-8.9	72-3	—	—	—	—	299-11.7
Ferguson	25	—	65-143	.454	20-26	.770	50-2.0	41-0	—	—	—	—	150-6.0
Riedy	25	—	59-133	.444	32-50	.640	132-5.3	59-4	—	—	—	—	150-6.0
Herbstler	25	—	40-103	.388	41-55	.746	45-1.8	—	—	—	—	—	121-4.8
Kitching	18	—	39-91	.429	20-29	.691	53-2.9	19-0	—	—	—	—	98-5.5
Zimmer	6	—	4-13	.308	6-9	.667	4-0.7	0-0	—	—	—	—	14-2.3
McBride	4	—	2-2	1.000	3-3	1.000	0-0.0	1-0	—	—	—	—	7-1.8
Allen	12	—	6-19	.316	8-8	1.000	7-0.6	9-0	—	—	—	—	20-1.7
Liccardo	11	—	5-11	.454	6-9	.667	18-1.6	6-0	—	—	—	—	16-1.6
McKaig	13	—	8-14	.571	1-7	.143	9-0.7	10-0	—	—	—	—	17-1.3
Fitts	3	—	1-3	.333	0-0	.000	1-0.3	3-0	—	—	—	—	2-0.6
Team	—	—	—	—	—	—	185-7.4	—	—	—	—	—	—
Duke	25	—	942-1921	.490	426-639	.668	1230-49.3	443-13	—	—	—	—	2310-92.4
Opps	25	—	788-1774	.444	369-538	.686	1117-44.6	—	—	—	—	—	1945-77.8

1965-66

Record: 26-4; Home: 10-0; Away: 5-3; Neutral: 11-1

Player	G	MP	FG-FGA	Pct	FT-FTA	Pct	Reb-Avg	PF-DQ	Ast	TO	BS	St	Pts-Avg
Marin	30	—	221-451	.490	116-148	.784	292-9.7	74-2	—	—	—	—	558-18.9
Verga	28	—	216-441	.490	87-119	.731	113-4.0	62-1	—	—	—	—	519-18.5
Lewis	30	—	161-271	.595	84-112	.750	329-11.0	106-6	—	—	—	—	406-13.9
Vacendak	29	—	152-354	.430	80-108	.741	117-4.0	85-1	—	—	—	—	384-13.3
Riedy	29	—	105-228	.461	61-89	.686	224-7.7	75-2	—	—	—	—	271-9.4
Chapman	27	—	56-99	.569	37-58	.639	104-3.9	60-2	—	—	—	—	149-5.5
Kennedy	10	—	11-29	.380	9-11	.819	27-2.7	7-0	—	—	—	—	31-3.1
Wendelin	28	—	33-73	.452	10-20	.500	28-1.0	38-0	—	—	—	—	76-2.7
Kolodziej	6	—	5-7	.714	5-6	.833	4-0.7	5-0	—	—	—	—	15-2.5
Liccardo	24	—	23-55	.419	7-11	.636	40-1.7	9-0	—	—	—	—	53-2.2
Allen	10	—	5-11	.455	3-5	.600	8-0.8	5-0	—	—	—	—	13-1.3
Zimmer	3	—	0-3	.000	2-3	.667	2-0.7	0-0	—	—	—	—	2-0.7
Barone	9	—	1-3	.333	1-1	1.000	5-0.6	8-0	—	—	—	—	3-0.3
McKaig	11	—	1-11	.097	1-4	.250	4-0.4	3-0	—	—	—	—	3-0.3
Warren	5	—	0-3	.000	1-2	.500	3-0.6	1-0	—	—	—	—	1-0.2
Team	—	—	—	—	—	—	187-6.2	—	—	—	—	—	—
Duke	30	—	990-2039	.494	504-697	.723	1487-49.6	463-14	—	—	—	—	2484-82.8
Opps	30	—	837-1972	.424	473-694	.681	1108-36.9	—	—	—	—	—	2147-71.6

2012-13 DUKE MEN’S BASKETBALL

MEDIA GUIDE

1969-70

Record: 17-9; Home: 8-2; Away: 5-4; Neutral: 4-3													
Player	G	MP	FG-FGA	Pct	FT-FTA	Pct	Reb-Avg	PF-DQ	Ast	TO	BS	St	Pts-Avg
Denton	26	—	237-437	.542	86-132	.652	324-12.5	69-3	15	—	—	—	560-21.5
Katherl	26	—	143-322	.444	54-68	.794	121-4.7	62-0	27	—	—	—	340-13.1
Saunders	26	—	98-154	.636	64-91	.703	201-7.7	71-3	8	—	—	—	260-10.0
Evans	26	—	96-194	.494	66-112	.589	89-3.4	51-1	81	—	—	—	258-9.9
DeVenzio	23	—	75-177	.424	29-36	.806	47-2.0	52-1	104	—	—	—	179-7.8
Blackman	25	—	53-111	.477	50-70	.715	131-5.2	45-0	8	—	—	—	156-6.2
Kuhlmeier	17	—	32-74	.432	9-13	.694	25-1.5	19-1	17	—	—	—	73-4.3
Posen	18	—	20-48	.417	18-23	.783	29-1.6	19-1	23	—	—	—	58-3.2
Yarbro.	20	—	23-42	.548	13-23	.565	21-1.1	18-2	3	—	—	—	59-3.0
Litz	7	—	6-11	.545	3-4	.750	10-1.4	5-0	0	—	—	—	15-2.1
West	4	—	3-6	.500	0-0	.000	0-0.0	5-0	0	—	—	—	6-1.5
Teer	4	—	1-9	.111	0-0	.000	5-1.2	2-0	2	—	—	—	2-0.5
Smiley	2	—	0-2	.000	0-0	.000	0-0.0	2-0	0	—	—	—	0-0.0
Doughty	2	—	0-1	.000	0-2	.000	0-0.0	1-0	1	—	—	—	0-0.0
Jackson	1	—	0-0	.000	0-0	.000	0-0.0	0-0	0	—	—	—	0-0.0
Team	—	—	—	—	—	—	137-5.3	—	—	—	—	—	—
Duke	26	—	787-1588	.496	392-574	.683	1140-43.9	421-12	289	—	—	—	1966-75.6
Opps	26	—	744-1750	.425	386-539	.716	1002-38.5	441-14	257	—	—	—	1874-72.1

1970-71

Record: 20-10; Home: 8-2; Away: 6-3; Neutral: 6-5													
Player	G	MP	FG-FGA	Pct	FT-FTA	Pct	Reb-Avg	PF-DQ	Ast	TO	BS	St	Pts-Avg
Denton	30	—	244-433	.564	124-166	.747	385-12.8	102-5	23	81	—	—	612-20.4
O'Connor	30	—	139-327	.425	103-131	.786	134-4.5	50-1	71	99	—	—	381-12.7
Kather.	30	—	139-291	.478	30-34	.882	119-4.0	56-2	21	41	—	—	308-10.3
Dawson	30	—	124-289	.429	40-50	.800	53-1.8	45-0	29	46	—	—	288-9.6
Saunders	30	—	93-165	.564	59-85	.694	205-6.8	74-4	16	43	—	—	245-8.2
Shaw	30	—	57-95	.600	77-99	.778	168-5.6	69-3	20	44	—	—	191-6.4
DeVenzio	30	—	69-138	.500	35-47	.745	58-1.9	86-6	115	66	—	—	173-5.8
Melchi.	29	—	41-106	.387	50-58	.862	46-1.5	35-2	42	45	—	—	132-4.5
Doughty	8	—	4-9	.444	9-14	.644	6-0.7	14-0	3	6	—	—	17-2.4
Litz	10	—	7-8	.875	7-10	.700	15-1.5	8-0	1	4	—	—	21-2.1
Yarbrough	6	—	3-9	.333	3-6	.500	3-0.5	7-0	1	3	—	—	9-1.5
West	8	—	4-11	.364	2-4	.500	6-0.8	6-0	2	5	—	—	10-1.3
Carr	1	—	0-0	.000	0-0	.000	1-1.0	0-0	0	0	—	—	0-0.0
Team	—	—	—	—	—	—	155-5.2	—	—	—	—	—	—
Duke	30	—	924-1881	.491	539-704	.766	1345-44.8	552-23	344	481	—	—	2387-79.6
Opps	30	—	841-2010	.418	530-741	.715	1157-38.6	522-18	298	383	—	—	2212-73.7

1971-72

Record: 14-12; Home: 10-2; Away: 1-6; Neutral: 3-4													
Player	G	MP	FG-FGA	Pct	FT-FTA	Pct	Reb-Avg	PF-DQ	Ast	TO	BS	St	Pts-Avg
O'Connor	17	—	98-216	.454	67-101	.663	102-6.0	45-0	19	—	—	—	263-15.4
Redding	26	—	124-265	.468	137-173	.792	165-6.3	88-6	12	—	—	—	385-14.8
Shaw	26	—	119-198	.601	85-127	.669	308-11.8	75-3	49	—	—	—	323-12.4
Melchi.	22	—	99-213	.465	61-74	.824	65-2.9	45-0	58	—	—	—	259-11.7
Yarbro.	25	—	67-124	.540	75-96	.781	92-3.6	46-0	17	—	—	—	209-8.3
Righter	25	—	59-128	.461	44-59	.746	78-3.1	36-0	5	—	—	—	162-6.5
West	25	—	55-140	.393	16-24	.667	43-1.7	32-0	38	—	—	—	126-5.0
Burdette	24	—	15-43	.349	10-22	.455	14-0.5	45-1	33	—	—	—	40-1.7
Doughty	13	—	4-12	.333	1-6	.167	3-0.2	5-0	7	—	—	—	9-0.7
Edwards	9	—	0-2	.000	4-4	1.000	3-0.3	2-0	3	—	—	—	4-0.5
Team	—	—	—	—	—	—	140-5.3	—	—	—	—	—	—
Duke	26	—	640-1341	.477	500-686	.729	1013-39.0	419-10	241	480	—	—	1780-68.4
Opps	26	—	713-1642	.434	346-498	.695	955-36.7	514-17	366	380	—	—	1772-68.1

1972-73

Record: 12-14; Home: 8-2; Away: 2-7; Neutral: 2-5													
Player	G	MP	FG-FGA	Pct	FT-FTA	Pct	Reb-Avg	PF-DQ	Ast	TO	BS	St	Pts-Avg
Redding	26	—	158-296	.534	124-147	.844	167-6.4	74-4	13	—	—	—	440-16.9
Melchi.	26	—	165-366	.451	82-99	.828	96-3.7	47-1	84	—	—	—	412-15.8
Fleischer	26	—	100-190	.526	85-108	.787	221-8.5	84-7	27	—	—	—	285-11.0
Shaw	26	—	87-187	.465	56-74	.757	197-7.6	71-3	35	—	—	—	230-8.8
Billerman	26	—	81-192	.422	50-62	.806	63-2.4	94-7	59	—	—	—	212-8.2
Kramer	25	—	62-139	.446	23-28	.821	57-2.3	37-0	13	—	—	—	147-5.7
Hodge	23	—	47-87	.529	31-40	.775	79-3.4	27-0	10	—	—	—	125-5.4
Suk	24	—	34-81	.420	22-29	.759	51-2.2	59-5	18	—	—	—	90-3.8
O'Connell	23	—	22-72	.306	17-29	.586	34-1.5	34-1	9	—	—	—	61-2.7
Cook	2	—	2-3	.667	0-0	.000	1-0.5	1-0	1	—	—	—	4-2.0
Burdette	20	—	6-26	.231	4-14	.286	14-0.7	36-1	22	—	—	—	16-0.8
Fox	5	—	1-2	.500	2-2	1.000	2-0.4	2-0	0	—	—	—	4-0.8
Chinault	6	—	2-7	.286	0-0	.000	1-0.2	1-0	1	—	—	—	4-0.6
Chilli	5	—	1-1	1.000	0-0	.000	4-0.8	0-0	0	—	—	—	2-0.4
Team	—	—	—	—	—	—	145-5.6	—	—	—	—	—	—
Duke	26	—	767-1649	.465	496-632	.785	1132-43.5	567-29	291	502	—	—	2030-78.1
Opps	26	—	805-1784	.451	389-561	.693	1037-39.8	599-28	325	457	—	—	1999-76.6

1973-74

Record: 10-16; Home: 7-4; Away: 2-8; Neutral: 1-4													
Player	G	MP	FG-FGA	Pct	FT-FTA	Pct	Reb-Avg	PF-DQ	Ast	TO	BS	St	Pts-Avg
Fleischer	26	—	163-312	.522	81-107	.757	323-12.4	68-1	51	—	—	—	407-15.7
Redding	26	—	117-252	.464	82-105	.781	141-5.4	54-0	19	—	—	—	316-12.2
Billerman	26	—	97-227	.427	84-101	.832	56-2.2	101-7	112	—	—	—	278-10.7
Kramer	25	—	112-246	.455	22-38	.579	90-3.6	57-2	40	—	—	—	246-9.8
Hodge	26	—	101-212	.476	38-60	.633	131-5.0	61-2	18	—	—	—	240-9.2
Burch	23	—	72-180	.400	13-20	.650	33-1.4	34-1	27	—	—	—	157-6.8
Armstrong	22	—	55-114	.482	28-35	.800	18-0.8	32-0	9	—	—	—	138-6.3
Chilli	10	—	10-16	.625	5-12	.417	17-1.7	8-0	2	—	—	—	25-2.5
Fox	20	—	21-48	.438	6-9	.667	22-1.1	25-0	4	—	—	—	48-2.4
Crow	10	—	9-14	.643	2-3	.667	6-0.6	4-0	3	—	—	—	20-2.0
Suk	22	—	15-44	.341	2-6	.333	48-2.2	39-0	8	—	—	—	32-1.5
O'Connell	22	—	12-23	.522	3-10	.300	14-0.6	14-0	4	—	—	—	27-1.2
Cook	14	—	7-19	.368	0-0	.000	12-0.9	7-0	0	—	—	—	14-1.0
Chinault	6	—	2-2	1.000	2-2	1.000	1-0.2	1-0	2	—	—	—	6-1.0
Burdette	13	—	1-15	.066	1-5	.200	7-0.5	11-0	11	—	—	—	3-0.2
Team	—	—	—	—	—	—	102-3.9	—	—	—	—	—	—
Duke	26	—	794-1724	.461	369-513	.719	1021-39.3	516-13	310	—	—	—	1957-75.3
Opps	26	—	839-1822	.460	340-472	.720	1065-41.0	534-14	337	—	—	—	2018-77.6

1974-75

Record: 13-13; Home: 8-4; Away: 1-6; Neutral: 4-3													
Player	G	MP	FG-FGA	Pct	FT-FTA	Pct	Reb-Avg	PF-DQ	Ast	TO	BS	St	Pts-Avg
Fleischer	26	—	178-287	.620	91-118	.771	273-10.5	74-2	47	—	—	—	447-17.2
Kramer	26	—	164-312	.526	65-79	.823	106-4.1	72-3	64	—	—	—	393-15.1
Billerman	26	—	113-240	.471	77-101	.762	55-2.1	92-6	99	—	—	—	303-11.7
Hodge	26	—	126-243	.519	44-61	.721	185-7.1	93-9	24	—	—	—	296-11.4
Armstrong	20	—	73-154	.474	48-57	.842	46-2.3	29-0	33	—	—	—	194-9.7
Moses	8	—	25-41	.610	6-17	.353	54-6.8	14-1	10	—	—	—	56-7.0
Young	23	—	59-139	.424	25-36	.694	15-0.7	47-0	26	—	—	—	143-6.2</

MEDIA GUIDE

1979-80

Record: 24-9; Home: 10-2; Away: 4-5; Neutral: 10-2

Player	G	MP	FG-FGA	Pct	FT-FTA	Pct	Reb-Avg	PF-DQ	Ast	TO	BS	St	Pts-Avg
Gminski	33	1184	262-487	.538	180-214	.841	359-10.9	68-0	35	76	97	—	704-21.3
Banks	33	1160	212-404	.525	146-183	.798	254-7.7	102-4	103	112	—	—	570-17.3
Taylor	33	1104	138-289	.478	73-108	.675	69-2.1	105-6	82	82	—	—	349-10.6
Dennard	24	722	93-169	.550	35-60	.583	126-5.3	84-7	43	48	—	—	221-9.2
Bender	33	1076	86-180	.478	38-55	.690	42-1.3	92-7	159	82	—	—	210-6.4
Engglland	32	363	56-121	.463	15-23	.652	12-0.4	32-0	19	14	—	—	127-4.0
Suddath	30	412	34-79	.430	17-23	.739	48-1.6	40-2	29	28	—	—	85-2.8
Williams	32	326	26-55	.473	19-29	.655	54-1.7	35-1	2	17	—	—	71-2.2
Emma	26	166	17-30	.567	12-14	.857	4-0.2	27-1	8	21	—	—	46-1.8
Tissaw	25	140	8-18	.444	10-22	.454	26-1.0	22-0	2	9	—	—	26-1.0
Linney	13	50	3-17	.176	0-0	.000	5-0.4	6-0	1	4	—	—	6-0.5
Corrigan	9	22	1-1	1.000	2-2	1.000	1-0.1	3-0	3	2	—	—	4-0.4
Team	—	—	—	—	—	—	85-2.6	—	—	—	—	—	—
Duke	33	—	936-1850	.506	547-733	.746	1085-32.9	616-28	486	496	—	—	2419-73.3
Opps	33	—	900-1960	.459	453-623	.727	1073-32.5	662-26	441	496	—	—	2253-68.3

1980-81

Record: 17-13; Home: 11-3; Away: 5-5; Neutral: 1-5

Player	G	MP	FG-FGA	Pct	FT-FTA	Pct	Reb-Avg	PF-DQ	Ast	TO	BS	St	Pts-Avg
*Banks	27	933	202-350	.577	95-134	.709	184-6.8	74-2	48	79	9	37	499-18.5
*Taylor	30	1028	169-341	.496	104-169	.615	110-3.7	83-1	63	77	8	45	442-14.7
*Dennard	30	993	138-290	.476	42-78	.538	206-6.9	99-5	63	67	10	47	318-10.6
*Emma	30	985	95-221	.430	99-115	.861	62-2.1	78-1	71	50	5	20	289-9.6
Engglland	30	585	83-149	.557	29-34	.853	29-1.0	20-0	30	23	2	15	195-6.5
*Tissaw	30	728	42-106	.396	51-86	.593	117-3.9	77-5	21	46	5	12	135-4.5
Williams	23	252	32-61	.525	9-18	.500	42-1.8	36-0	7	17	5	5	73-3.2
Linney	26	248	21-57	.368	31-43	.721	44-1.7	32-0	3	16	3	22	73-2.8
Suddath	24	220	23-37	.622	10-15	.667	29-1.2	29-0	18	21	2	13	56-2.3
McNeely	16	72	5-17	.294	4-6	.667	11-0.7	9-0	4	12	1	8	14-0.9
Dyke	3	4	1-1	1.000	0-0	.000	0-0.0	1-0	0	0	0	0	2-0.6
Weingart	6	10	1-4	.250	0-0	.000	1-0.2	1-0	1	0	0	0	2-0.3
Whitted	11	17	0-1	.000	0-2	.000	2-0.2	2-0	1	4	0	3	0-0.0
Team	—	—	—	—	—	—	62-2.1	—	—	—	—	—	—
Duke	30	6075	812-1635	.497	474-700	.677	899-30.0	541-14	330	412	50	227	2098-69.9
Opps	30	6075	822-1656	.496	362-512	.707	937-31.2	622-24	389	482	—	—	2006-66.9

1981-82

Record: 10-17; Home: 8-7; Away: 1-9; Neutral: 1-1

Player	G	MP	FG-FGA	Pct	FT-FTA	Pct	Reb-Avg	PF-DQ	Ast	TO	BS	St	Pts-Avg
*Taylor	27	1037	217-419	.518	115-171	.673	133-4.9	84-3	50	79	1	44	549-20.3
*Engell	27	1008	167-315	.530	77-88	.875	75-2.8	71-2	68	48	2	17	411-15.2
*Emma	26	900	84-202	.416	48-58	.828	71-2.7	79-3	85	42	0	16	216-8.3
McNeely	25	567	47-99	.474	22-34	.647	81-3.2	77-6	22	50	0	19	116-4.6
*Meagher	26	442	40-103	.388	29-48	.604	102-3.9	52-3	20	33	3	7	109-4.2
Williams	18	255	27-58	.466	19-28	.679	32-1.7	36-2	7	18	11	2	73-4.1
Wendt	23	280	34-76	.447	14-28	.500	56-2.4	38-0	9	14	0	7	82-3.6
Anderson	20	297	22-49	.449	20-24	.833	49-2.5	34-2	1	12	2	5	64-3.2
*Tissaw	26	611	24-51	.471	24-51	.471	90-3.5	57-5	16	38	4	6	72-2.8
Bryan	21	146	12-35	.343	11-28	.393	21-1.0	43-3	5	8	0	5	35-1.7
Frankie	3	3	1-1	1.000	0-0	.000	1-0.3	0-0	0	0	0	0	2-0.7
Ford	4	4	0-2	.000	0-0	.000	0-0.0	0-0	0	0	0	0	0-0.0
Team	—	—	—	—	—	—	65-2.4	—	—	—	—	—	—
Duke	27	5550	675-1410	.479	379-558	.679	776-28.7	571-29	283	342	23	126	1729-64.0
Opps	27	5550	728-1404	.518	434-643	.675	853-31.6	532-13	437	333	—	—	1890-70.0

1982-83

Record: 11-17; Home: 9-7; Away: 2-9; Neutral: 0-1

Player	G	MP	FG-FGA	Pct	FT-FTA	Pct	Reb-Avg	PF-DQ	Ast	TO	BS	St	Pts-Avg
*Dawkins	28	1002	207-414	.500	73-107	.682	115-4.1	64-0	134	103	10	26	506-18.1
*Alarie	28	785	130-263	.494	104-128	.813	181-6.5	99-8	30	70	21	16	364-13.0
Engglland	24	516	105-208	.505	41-46	.891	32-1.3	51-2	51	33	1	13	292-12.2
*Hender	28	697	100-238	.420	45-64	.703	120-4.3	76-5	44	72	2	27	254-9.1
*Bilas	28	645	88-159	.553	69-103	.670	159-5.7	102-6	15	52	3	9	245-8.8
*Emma	28	767	77-172	.448	55-67	.821	59-2.1	75-2	81	46	2	21	233-8.3
Meagher	28	391	43-100	.430	51-82	.622	96-3.4	79-6	20	44	2	11	137-4.9
Jackman	27	286	36-91	.396	10-10	1.000	44-1.6	31-0	9	19	1	8	87-3.2
Anderson	22	232	11-29	.379	25-33	.758	41-1.9	40-2	3	14	2	2	47-2.1
McNeely	10	75	5-12	.417	10-12	.833	9-0.9	12-0	4	6	0	2	20-2.0
Williams	13	40	10-14	.714	5-8	.625	12-0.9	12-0	1	3	0	1	25-1.9
Bryan	8	27	3-6	.500	4-7	.571	4-0.5	7-0	1	2	0	3	10-1.3
Wendt	21	86	7-26	.269	7-8	.875	15-0.7	16-0	5	8	0	6	21-1.0
Ford	5	5	0-3	.000	2-2	1.000	1-0.2	1-0	0	1	0	0	2-0.4
Tissaw	13	46	1-3	.333	0-1	.000	11-0.8	10-0	0	4	3	2	2-0.2
Team	—	—	—	—	—	—	83-3.0	—	—	—	—	—	—
Duke	28	5600	823-1738	.474	501-678	.739	982-35.1	675-31	398	478	47	147	2245-80.2
Opps	28	5600	877-1701	.516	504-706	.714	948-33.9	620-30	442	449	111	157	2343-83.7
Three-Point Field Goals (98-230, .426): Engglland (41-74, .554); Emma (24-55, .436); Dawkins (19-54, .352); Henderson (9-33, .273); Jackman (5-9, .556); Bryan (0-1, .000); Alarie (0-2, .000); Wendt (0-2, .000). <b>Dunks (22):</b> Alarie (9); Dawkins (8); Meagher (2); Henderson (1); Bilas (1); Williams (1).													

1983-84

Record: 24-10; Home: 11-5; Away: 9-2; Neutral: 4-3

Player	G	MP	FG-FGA	Pct	FT-FTA	Pct	Reb-Avg	PF-DQ	Ast	TO	BS	St	Pts-Avg
*Dawkins	34	1306	263-547	.481	133-160	.831	138-4.1	65-1	138	114	4	38	659-19.4
*Alarie	34	1129	230-400	.575	134-176	.761	245-7.2	91-2	47	61	38	21	594-17.5
Hender	33	878	153-318	.481	140-193	.725	109-3.3	94-3	76	88	4	38	446-13.5
*Bilas	34	763	95-191	.497	84-130	.646	181-5.3	97-6	19	50	14	13	274-8.1
*Meagher	34	942	94-206	.456	81-126	.643	148-4.4	118-7	51	71	4	22	269-7.9
*Amaker	34	1235	103-203	.507	48-57	.842	82-2.4	85-3	163	101	2	64	254-7.5
McNeely	34	389	31-74	.419	19-30	.633	62-1.8	66-2	16	13	2	18	81-2.4
Nessley	22	147	12-40	.300	7-15	.467	38-1.7	28-0	7	10	10	3	31-1.4
Bryan	9	26	2-4	.500	1-3	.333	11-1.2	1-0	1	4	0	0	5-0.6
Anderson	18	66	3-8	.375	3-7	.429	7-0.4	13-0	2	2	1	2	9-0.5
Ford	12	30	0-11	.000	2-2	1.000	3-0.3	5-0	4	5	0	1	2-0.2
Crump	7	12	0-0	.000	1-3	.333	1-0.1	0	0	1	0	0	1-0.1
Williams	2	2	0-1	.000	0-0	.000	1-0.5	0	0	0	0	0	0-0.0
Team	—	—	—	—	—	—	95-2.8	—	—	1	—	—	—
Duke	34	6925	986-2003	.492	653-902	.724	1121-33.0	663-24	524	521	79	220	2625-77.2
Opps	34	6925	1001-2006	.499	455-662	.687	1086-31.9	788-44	521	—	—	—	2457-72.3

2012-13 DUKE MEN'S BASKETBALL

1984-85

Record: 23-8; Home: 12-3; Away: 6-3; Neutral: 5-2

Player	G	MP	FG-FGA	Pct	FT-FTA	Pct	Reb-Avg	PF-DQ	Ast	TO	BS	St	Pts-Avg
*Dawkins	31	1117	225-455	.495	132-166	.795	141-4.5	64-1	154	90	5	51	582-18.8
*Alarie	31	935	206-352	.585	80-101	.792	158-5.1	78-4	49	60	18	25	492-15.9
Hender	28	660	116-233	.498	85-137	.620	98-3.5	69-2	51	71	2	37	317-11.3
*Bilas	31	764	106-177	.599	100-144	.694	186-6.0	96-3	14	35	12	14	312-10.1
*Amaker	31	1047	96-214	.449	61-79	.772	69-2.2	55-4	184	64	4	56	253-8.2
*Meagher	30	808	98-187	.524	45-67	.672	130-4.3	85-3	46	41	5	34	241-8.0
Strickland	27	252	49-84	.583	10-17	.588	36-1.3	37-0	15	23	4	9	108-4.0
Williams	27	138	21-36	.583	5-10	.500	29-1.1	15-0	2	12	2	2	47-1.7
King	31	327	19-33	.576	13-40	.325	50-1.6	34-0	22	25	11	9	51-1.

1988-89

Record: 28-8; Home: 14-1; Away: 7-4; Neutral: 7-3

Player	G	MP	FG-FGA	Pct	FT-FTA	Pct	Reb-Avg	PF-DQ	Ast	TO	BS	St	Pts-Avg
*Ferry	35	1162	300-575	.522	146-193	.756	260-7.4	86-2	166	115	20	55	791-22.6
*Hender.	36	1066	167-318	.525	94-123	.764	124-3.4	94-2	93	99	12	36	457-12.7
*Brickey	36	904	150-263	.570	93-165	.564	207-5.8	92-2	48	80	30	39	395-11.0
*Laettner	36	608	115-159	.723	88-121	.727	170-4.7	104-7	44	58	28	35	319-8.9
Abdel.	33	531	123-194	.634	47-67	.701	125-3.8	80-1	11	40	16	14	293-8.9
*Snyder	36	1094	96-232	.414	34-63	.540	76-2.1	112-8	223	103	15	73	260-7.2
Smith	36	716	88-162	.543	51-68	.750	118-3.3	58-1	32	43	7	24	252-7.0
Koubek	36	533	61-144	.424	46-64	.719	84-2.3	51-0	34	47	1	15	177-4.9
Davis	29	244	20-52	.385	27-53	.509	33-1.1	32-0	21	29	1	13	67-2.3
Buckley	30	141	24-34	.706	10-18	.556	33-1.1	14-0	3	8	2	5	58-1.9
Cook	5	48	3-5	.600	2-3	.667	6-1.2	3-0	6	8	0	2	8-1.6
Palmer	23	120	13-24	.542	3-11	.273	28-1.2	22-1	2	14	7	4	29-1.3
Burgin	15	32	3-4	.750	2-4	.500	20-2.1	2-0	1	3	2	3	8-0.5
Team	—	—	—	—	—	—	103-2.9	—	—	1	—	—	—
Duke	36	7200	1163-2166	.537	643-953	.675	1369-38.0	750-24	684	648	141	318	3114-86.5
Opps	36	7200	914-2160	.423	558-820	.680	1175-32.6	821-38	463	724	85	262	2511-69.8

• Three-Point Field Goals (145-397, .365): Ferry (45-106, .425); Snyder (34-119, .286); Henderson (29-75, .387); Smith (25-53, .472); Koubek (9-37, .243); Brickey (2-6, .333); Laettner (1-1, 1.000). **Dunks (113):** Brickey 56; Abdelnaby 17; Henderson 12; Snyder 9; Ferry 9; Laettner 4; Smith 4; Davis 3; Koubek 2; Buckley 1. **Charges Taken (90):** Ferry 22; Snyder 12; Brickey 9; Koubek 9; Smith 9; Laettner 7; Abdelnaby 7; Henderson 6; Davis 4; Palmer 3; Buckley 3.

1989-90

Record: 29-9; Home: 13-1; Away: 7-5; Neutral: 9-3

Player	G	MP	FG-FGA	Pct	FT-FTA	Pct	Reb-Avg	PF-DQ	Ast	TO	BS	St	Pts-Avg
*Hender.	37	1165	251-531	.473	102-122	.836	141-3.8	82-2	85	97	5	56	683-18.5
*Laettner	38	1135	194-380	.511	225-269	.836	364-9.6	120-4	84	103	41	59	619-16.3
*Abdel.	38	947	217-350	.620	138-178	.775	252-6.6	99-3	27	56	48	26	572-15.1
*Brickey	30	971	129-252	.512	92-137	.672	163-5.4	83-3	60	81	27	34	350-11.7
*Hurley	38	1268	92-262	.351	110-143	.769	68-1.8	96-2	288	166	1	67	335-8.8
McCaff.	38	530	86-191	.450	69-87	.793	26-0.7	45-0	34	37	1	25	249-6.6
Davis	37	531	62-130	.477	61-95	.642	80-2.2	61-0	28	36	6	25	185-5.0
Koubek	38	574	66-149	.443	29-41	.707	92-2.4	55-0	18	33	3	19	180-4.7
Hill	34	430	46-89	.517	22-35	.629	74-2.2	49-0	25	22	6	24	117-3.4
Cook	18	73	9-19	.474	16-21	.762	5-0.3	7-0	11	12	1	4	34-1.9
Buckley	17	113	8-18	.444	15-19	.789	20-1.2	14-0	2	10	2	5	31-1.8
Palmer	21	143	11-23	.478	9-18	.500	46-2.2	23-0	1	6	6	4	31-1.5
Team	—	—	—	—	—	—	106-2.8	—	—	2	—	—	—
Duke	38	7700	1171-2394	.489	888-1165	.762	1437-37.8	734-14	663	661	147	348	3386-89.1
Opps	38	7700	1115-2473	.451	552-794	.695	1381-36.3	926-49	593	764	111	292	2910-76.6

• Three-Point Field Goals (156-401, .389): Henderson (79-191, .414); Hurley (41-115, .357); Koubek (19-47, .404); McCaffrey (8-25, .320); Laettner (6-12, .500); Hill (3-7, .429); Brickey (0-2, .000); Cook (0-2, .000). **Dunks (126):** Brickey 40; Abdelnaby 40; Laettner 15; Henderson 14; Davis 11; Buckley 3; Hill 2; Koubek 1. **Charges Taken (96):** Hurley 24; Brickey 17; Hill 10; Koubek 9; Abdelnaby 8; Laettner 7; Davis 6; McCaffrey 6; Henderson 5; Buckley 3; Palmer 1.

1990-91

Record: 32-7; Home: 16-0; Away: 8-5; Neutral: 8-2

Player	G	MP	FG-FGA	Pct	FT-FTA	Pct	Reb-Avg	PF-DQ	Ast	TO	BS	St	Pts-Avg
*Laettner	39	1178	271-471	.575	211-263	.802	340-8.8	111-1	76	121	44	75	771-19.8
McCaffrey	38	941	167-347	.481	84-101	.832	69-1.8	50-0	71	67	4	34	442-11.6
*T. Hill	39	908	164-297	.552	101-136	.743	142-3.6	67-1	51	55	15	59	450-11.5
*Hurley	39	1353	141-333	.423	83-114	.728	93-2.4	100-4	289	151	3	51	441-11.3
*G. Hill	36	887	160-310	.516	81-133	.609	183-5.1	79-1	79	34	70	51	402-11.2
Davis	39	902	104-228	.456	89-122	.730	158-4.1	83-2	63	60	8	39	298-7.6
*Koubek	38	600	77-177	.435	39-48	.813	110-2.9	67-2	33	29	3	21	225-5.9
Lang	36	426	57-94	.606	40-76	.526	92-2.6	55-1	7	25	28	14	154-4.3
Palmer	38	407	51-79	.646	33-40	.825	77-2.0	69-1	10	28	19	11	135-3.6
Clark	23	104	13-29	.448	20-32	.625	17-0.7	15-0	8	25	2	5	48-2.1
Ast	17	51	12-18	.667	3-4	.750	10-0.6	7-0	0	6	3	0	28-1.6
Buckley	19	93	10-18	.556	7-20	.350	20-1.1	12-0	2	4	1	2	27-1.4
Team	—	—	—	—	—	—	103-2.6	—	—	—	—	—	—
Duke	39	7850	1227-2401	.511	791-1089	.726	1414-36.3	715-13	689	645	160	362	3421-87.7
Opps	39	7850	1087-2445	.445	525-792	.663	1327-34.0	865-na	528	779	111	299	2864-73.4

• Three-Point Field Goals (176-459, .383): Hurley (76-188, .404); Koubek (32-76, .421); McCaffrey (24-70, .343); T. Hill (21-52, .404); Laettner (18-53, .340); Clark (2-9, .222); G. Hill (1-2, .500); Ast (1-4, .250); Davis (1-5, .200). **Dunks (112):** G. Hill 33; T. Hill 26; Laettner 21; Davis 19; Lang 8; Palmer 6. **Charges Taken (71):** Davis 16; Palmer 14; Hurley 12; T. Hill 10; Laettner 5; Lang 5; McCaffrey 4; G. Hill 2; Koubek 2; Buckley 1.

1991-92

Record: 34-2; Home: 13-0; Away: 11-2; Neutral: 10-0

Player	G	MP	FG-FGA	Pct	FT-FTA	Pct	Reb-Avg	PF-DQ	Ast	TO	BS	St	Pts-Avg
*Laettner	35	1128	254-442	.575	189-232	.815	275-7.9	90-1	69	116	32	74	751-21.5
*T. Hill	36	1102	196-367	.534	96-125	.768	121-3.4	75-1	54	50	16	60	525-14.6
*G. Hill	33	1000	182-298	.611	99-135	.733	187-5.7	91-2	134	80	27	39	463-14.0
*Hurley	31	1043	123-284	.433	105-133	.789	62-2.0	64-1	237	109	1	35	410-13.2
*Davis	36	1111	140-291	.481	114-154	.740	163-4.5	82-4	69	53	9	42	402-11.2
Lang	34	763	77-137	.562	65-99	.657	139-4.1	87-1	23	43	10	20	219-6.4
Parks	34	435	60-105	.571	50-69	.725	81-2.4	57-0	13	30	35	5	170-5.0
Clark	34	268	33-61	.541	21-27	.778	27-0.8	26-0	22	21	4	7	99-2.9
Meek	25	143	22-38	.579	18-36	.500	30-1.2	18-1	5	6	5	3	62-2.5
Blakeney	29	175	13-23	.565	13-20	.650	24-0.8	10-0	17	17	0	7	40-1.4
Ast	14	44	5-12	.417	6-9	.667	14-1.0	6-0	2	4	1	1	16-1.1
Burt	19	38	3-11	.273	4-4	1.000	2-0.1	3-0	8	4	1	1	10-0.5
Team	—	—	—	—	—	—	105-2.9	—	—	—	—	—	—
Duke	36	7250	1108-2069	.536	780-1043	.748	1229-34.1	609-11	653	533	141	294	3167-88.0
Opps	36	7250	1033-2213	.467	379-583	.650	1129-31.4	837-na	557	639	115	232	2615-72.6

• Three-Point Field Goals (171-394, .434): Hurley (59-140, .421); Laettner (54-97, .557); T. Hill (37-91, .407); Clark (12-18, .667); Davis (8-39, .205); Blakeney (1-4, .250); G. Hill (0-1, .000); Ast (0-4, .000). **Dunks (146):** G. Hill 48; T. Hill 25; Laettner 21; Davis 18; Lang 16; Parks 12; Clark 4; Meek 2. **Charges Taken (48):** Davis 9; Laettner 8; Lang 7; G. Hill 7; T. Hill 6; Hurley 5; Clark 2; Meek 2; Parks 2.

1992-93

Record: 24-8; Home: 14-2; Away: 5-4; Neutral: 5-2

Player	G	MP	FG-FGA	Pct	FT-FTA	Pct	Reb-Avg	PF-DQ	Ast	TO	BS	St	Pts-Avg
*G. Hill	26	822	185-320	.578	94-126	.746	166-6.4	61-1	72	63	36	64	468-18.0
*Hurley	32	1138	157-373	.421	143-178	.803	84-2.6	60-0	262	108	1	49	545-17.0
*T. Hill	32	1022	184-384	.479	100-147	.680	151-4.7	73-0	47	62	12	51	502-15.7
*Parks	32	899	161-247	.652	72-100	.720	220-6.9	68-0	14	56	64	25	394-12.3
Clark	32	600	79-155	.510	58-67	.866	73-2.3	60-0	46	39	1	23	233-7.3
*Lang	31	808	80-153	.523	55-84	.655	171-5.5	80-5	25	56	30	19	215-6.9
Collins	29	367	56-139	.403	20-32	.625	33-1.1	26-0	34	23	0	15	169-5.8
Meek	32	371	38-64	.594	36-63	.571	92-2.9	51-1	5	21	10	11	112-3.5
Moore	12	77	16-27	.593	3-3	1.000	24-2.0	12-0	4	7	5	2	35-2.9
Blakeney	30	305	32-77	.416	19-29	.655	45-1.5	32-0	20	33	1	11	87-2.9
Brown	15	31	0-5	.000	4-9	.444	5-0.3	3-0	0	1	0	0	4-0.3
Brunson	8	10	1-6	.167	0-0	.000	1-0.1	2-0	0	0	0	0	2-0.3
Team	—	—	—	—	—	—	88-2.4	—	—	—	—	—	—
Duke	32	6450	989-1950	.507	604-838	.721	1153-36.0	528-7	529	469	160	270	2766-86.4
Opps	32	6450	911-2062	.442	339-527	.643	1156-36.1	680-na	458	572	108	209	2279-71.2

• Three-Point Field Goals (184-463, .397): Hurley (88-209, .421); Collins (37-85, .435); T. Hill (34-96, .354); Clark (17-40, .425); G. Hill (4-14, .286); Blakeney (4-17, .235); Brown (0-1, .000); Lang (0-0, .000). **Dunks (106):** G. Hill 32; Parks 30; T. Hill 17; Lang 14; Moore 5; Clark 5; Meek 2; Blakeney 1. **Charges Taken (44):** Hurley 15; Parks 8; Clark 4; T. Hill 4; Lang 4; G. Hill 3; Meek 3; Blakeney 1; Collins 1.

1993-94

Record: 28-6; Home: 14-2; Away: 8-2; Neutral: 6-2

Player	G	MP	FG-FGA	Pct	FT-FTA	Pct	Reb-Avg	PF-DQ	Ast	TO	BS	St	Pts-Avg
*Hill	34	1213	218-472	.472	116-165	.703	233-6.9	85-0	176	102	40	64	591-17.4
*Parks	34	1038	186-347	.536	115-149	.772	284-8.4	77-1	31	57	76	37	490-14.4
*Lang	34	1023	153-260	.588	118-163	.724	184-5.4	83-2	35	74	38	15	424-12.5
*Collins	34	1055	110-275	.400	45-63	.714	68-2.0	52-0	77	50	1	41	341-10.0



MEDIA GUIDE

1996-97

Record: 24-9; Home: 15-2; Away: 7-4; Neutral: 2-3

Player	G	MP	FG-FGA	Pct	FT-FTA	Pct	Reb-Avg	PF-DQ	Ast	TO	BS	St	Pts-Avg
*Langd.	33	972	137-308	.445	113-126	.897	97-2.9	56-0	68	50	10	33	473-14.3
*Capel	33	880	142-309	.460	72-116	.621	91-2.8	68-3	85	74	5	32	408-12.4
*McLeod	33	797	142-290	.490	81-102	.794	175-5.3	105-5	29	57	34	30	392-11.9
Newton	30	688	111-197	.563	89-132	.674	184-6.1	67-2	18	36	32	26	311-10.4
Price	33	706	106-269	.394	65-98	.663	90-2.7	61-1	28	45	5	22	309-9.4
*Wojo	33	1032	66-149	.443	56-73	.767	100-3.0	81-4	176	58	0	82	229-6.9
*Carraw.	31	503	72-125	.576	27-47	.574	97-3.1	39-0	34	29	21	22	171-5.5
Chappell	32	383	52-146	.356	18-39	.462	54-1.7	34-0	17	24	2	8	146-4.6
Wallace	30	363	33-77	.429	19-26	.731	53-1.8	60-0	4	21	9	15	96-3.2
James	17	144	15-36	.417	11-20	.550	34-2.0	16-0	8	14	4	8	46-2.7
Domzalski	13	112	12-19	.632	4-8	.500	19-1.5	26-2	1	6	7	1	28-2.2
Singleton	8	28	5-10	.500	2-6	.333	2-0.3	8-0	2	1	2	0	12-1.5
Caldbeck	8	21	2-3	.667	2-2	1.000	3-0.4	1-0	0	1	0	0	6-0.8
Heaps	8	21	0-0	.000	2-6	.333	0-0.0	3-0	3	3	0	1	2-0.3
Team	—	—	—	—	—	—	118-3.6	—	—	4	—	—	—

Duke	33	6650	895-1938	.462	561-801	.700	1117-33.8	625-17	473	424	131	280	2629-79.7
Opps	33	6650	789-1868	.422	458-675	.679	1209-36.6	679-na	402	600	94	183	2185-66.2
• Three-Point Field Goals (278-714, .389): Langdon (86-195, .441); Capel (52-119, .437); Wojciechowski (41-104, .394); Price (32-108, .296); McLeod (27-72, .375); Chappell (24-73, .329); Wallace (11-25, .440); James (5-16, .313); Carrawell (0-2, .000). <b>Dunks (78):</b> Carrawell 24; Newton 20; McLeod 15; Capel 6; Price 5; Chappell 3; Domzalski 3; James 1; Wallace 1. <b>Charges Taken (47):</b> Wallace 10; Wojciechowski 10; Capel 9; McLeod 7; Langdon 4; Chappell 2; Domzalski 2; Newton 2; Carrawell 1.													

1997-98

Record: 32-4; Home: 15-0; Away: 10-2; Neutral: 7-2

Player	G	MP	FG-FGA	Pct	FT-FTA	Pct	Reb-Avg	PF-DQ	Ast	TO	BS	St	Pts-Avg
*McLeod	36	852	196-397	.494	113-160	.706	201-5.6	102-2	49	68	26	42	549-15.3
*Langdon	36	1035	171-385	.444	101-114	.886	104-2.9	77-0	70	58	8	22	528-14.7
*Brand	21	493	100-169	.592	81-134	.604	154-7.3	53-1	10	34	27	32	281-13.4
*Carrawell	32	710	121-251	.482	66-103	.641	117-3.7	38-0	35	49	23	19	322-10.1
Avery	35	674	102-239	.427	61-82	.744	69-2.0	54-0	87	60	1	34	297-8.5
Battler	36	887	96-178	.539	79-108	.731	230-6.4	67-0	40	25	53	51	275-7.6
Chappell	36	518	91-196	.464	39-64	.609	71-2.0	76-1	20	28	4	19	257-7.1
*Wojo	36	1016	70-181	.387	47-64	.734	87-2.4	80-1	164	64	0	74	241-6.7
Burgess	36	453	64-126	.508	26-77	.338	114-3.2	46-0	19	26	23	21	155-4.3
James	6	41	6-14	.429	7-9	.778	9-1.5	5-0	0	6	1	4	21-3.5
Domzalski	26	258	34-60	.567	12-21	.571	72-2.8	49-1	1	12	14	7	80-3.1
Price	21	167	22-62	.355	11-17	.647	23-1.1	16-0	12	8	1	9	56-2.7
Singleton	19	46	5-9	.556	3-5	.600	12-0.6	4-0	3	3	2	1	13-0.7
Simpson	15	28	2-10	.200	0-0	.000	4-0.3	2-0	1	2	0	0	4-0.3
Heaps	12	22	1-1	1.000	1-2	.500	4-0.3	1-0	3	1	0	4	3-0.3
Team	—	—	—	—	—	—	106-2.9	—	—	4	—	—	—

Duke	36	7200	1081-2278	.475	647-946	.740	1377-38.3	670-6	514	448	183	339	3082-85.6
Opps	36	7200	841-2045	.411	470-712	.660	1272-35.3	782-na	454	716	110	199	2308-64.1
• Three-Point Field Goals (273-739, .369): Langdon (85-215, .395); Wojciechowski (54-139, .388); McLeod (44-107, .411); Chappell (36-83, .434); Avery (32-108, .296); Carrawell (14-38, .368); Battler (4-24, .167); James (2-4, .500); Burgess (1-5, .200); Price (1-12, .083); Simpson (0-4, .000). <b>Dunks (106):</b> Carrawell 22; Burgess 20; Brand 18; Battler 14; McLeod 10; Chappell 7; Domzalski 7; Price 2; Avery 2; James 1; Langdon 1; Singleton 1. <b>Charges Taken (47):</b> Battler 29; Langdon 6; McLeod 5; Wojciechowski 3; Chappell 2; Avery 1; Domzalski 1; Singleton 1. <b>Forced Five-Second Calls (24):</b> Wojciechowski 13; Langdon 5; Battler 1; Avery 1; Chappell 1; James 1; McLeod 1; Price 1.													

1998-99

Record: 37-2; Home: 14-0; Away: 10-0; Neutral: 13-2

Player	G	MP	FG-FGA	Pct	FT-FTA	Pct	Reb-Avg	PF-DQ	Ast	TO	BS	St	Pts-Avg
*Brand	39	1141	255-411	.620	181-256	.707	382-9.8	97-1	41	67	86	49	691-17.7
*Langd.	36	1117	191-413	.462	128-152	.842	123-3.4	84-0	69	64	3	52	622-17.3
*Avery	39	1210	201-416	.483	102-126	.810	137-3.5	86-1	196	102	1	57	580-14.9
*Magge	39	691	137-261	.525	111-155	.716	151-3.9	99-3	59	80	15	29	414-10.6
*Carraw.	39	1116	144-317	.454	79-137	.577	188-4.9	71-1	130	84	34	30	386-9.9
Battler	37	881	114-209	.545	71-98	.724	180-4.9	78-2	55	32	43	65	338-9.1
Burgess	39	608	86-140	.614	38-70	.543	154-3.9	79-2	30	36	35	23	212-5.4
James	39	573	69-152	.454	43-65	.662	102-2.6	52-1	34	53	6	26	196-5.0
Domzalski	30	296	39-73	.534	37-52	.712	90-3.0	53-1	8	25	20	14	115-3.8
Bryant	13	30	3-9	.333	1-4	.250	3-0.2	3-0	2	3	0	1	8-0.6
Simpson	26	80	1-8	.125	8-14	.571	9-0.3	5-0	4	9	0	1	10-0.4
J. Cald.	20	49	3-10	.300	1-6	.167	12-0.6	4-0	3	4	1	1	7-0.4
R. Cald.	12	23	1-3	.333	0-0	.000	4-0.3	2-0	0	1	0	0	2-0.2
Heaps	4	10	0-0	.000	0-0	.000	2-0.5	0-0	2	2	1	1	0-0.0
Team	—	—	—	—	—	—	108-2.8	—	—	10	—	—	—

Duke	39	7825	1244-2422	.514	800-1135	.705	1645-42.2	713-12	633	572	245	349	3581-91.8
Opps	39	7825	972-2486	.391	484-730	.663	1303-33.4	895-na	468	690	100	274	2619-67.2
• Three-Point Field Goals (293-739, .396): Langdon (112-254, .441); Avery (76-185, .411); Battler (39-94, .415); Maggette (29-84, .345); Carrawell (19-55, .345); James (15-52, .288); Burgess (2-4, .500); Bryant (1-3, .333); R. Caldbeck (0-2, .000); Simpson (0-6, .000). <b>Dunks (162):</b> Brand 50; Burgess 34; Maggette 29; Carrawell 23; James 12; Domzalski 10; Battler 4; Avery 1. <b>Charges Taken (56):</b> Battler 36; Langdon 7; James 3; Brand 3; Maggette 2; Domzalski 1; Simpson 1. <b>Forced Five-Second Calls (9):</b> Avery 4; Langdon 3; Brand 1; Maggette 1.													

1999-00

Record: 29-5; Home: 13-2; Away: 9-0; Neutral: 7-3

Player	G	MP	FG-FGA	Pct	FT-FTA	Pct	Reb-Avg	PF-DQ	Ast	TO	BS	St	Pts-Avg
*Battler	34	1206	190-383	.496	134-164	.817	192-5.6	71-3	72	44	70	68	593-17.4
*Carraw.	34	1212	205-422	.486	137-176	.778	206-6.1	58-0	110	69	36	34	576-16.9
*Williams	34	1157	179-427	.419	61-89	.685	143-4.2	86-1	220	139	6	81	492-14.5
*Boozer	34	807	164-267	.614	115-155	.742	213-6.3	90-3	37	54	23	37	443-13.0
*James	34	970	136-290	.469	55-77	.714	153-4.5	71-3	63	63	8	47	373-11.0
Dunleavy	30	724	97-211	.460	45-61	.738	128-4.3	53-1	50	61	14	33	273-9.1
Horvath	32	269	36-76	.474	14-18	.778	58-1.8	40-0	10	13	6	13	104-3.3
Christen.	31	295	20-51	.392	21-36	.583	70-2.3	52-1	10	11	11	7	61-2.0
Sanders	25	144	12-24	.500	22-34	.647	29-1.2	17-0	1	9	17	4	46-1.8
Buckner	20	68	3-6	.500	10-17	.588	9-0.5	6-0	8	2	0	5	19-1.0
Caldbeck	8	15	1-5	.200	2-4	.500	2-0.3	0-0	0	0	0	1	5-0.6
Simpson	17	46	2-10	.200	2-2	1.000	3-0.2	5-0	3	6	0	3	7-0.4
Borman	10	12	0-0	.000	0-0	.000	1-0.1	3-0	0	0	0	0	0-0.0
Team	—	—	—	—	—	—	106-3.1	—	—	9	—	—	—

Duke	34	6925	1045-2172	.481	618-833	.742	1313-38.6	552-12	584	480	191	333	2992-88.0
Opps	34	6925	934-2238	.417	360-537	.670	1283-37.7	690-na	472	607	123	240	2425-71.3
• Three-Point Field Goals (263-722, .363): Battler (79-178, .444); Williams (73-206, .354); James (46-122, .377); Dunleavy (34-97, .351); Carrawell (29-77, .377); Horvath (18-50, .360); Buckner (3-4, .750); Caldbeck (1-3, .333); Simpson (1-5, .200). <b>Dunks (113):</b> Boozer 40; Carrawell 15; James 12; Williams 8; Dunleavy 6; Sanders 4; Christensen 3; Horvath 2. <b>Charges Taken (36):</b> Battler 20; Dunleavy 10; James 3; Boozer 1; Sanders 1; Williams 1. <b>Forced Five-Second Calls (12):</b> Williams 6; Carrawell 3; Dunleavy 1; James 1; Horvath 1.													

2000-01

Record: 35-4; Home: 13-2; Away: 8-1; Neutral: 14-1

Player	G	MP	FG-FGA	Pct	FT-FTA	Pct	Reb-Avg	PF-DQ	Ast	TO	BS	St	Pts-Avg
*Williams	39	1240	285-603	.473	139-211	.659	128-3.3	87-0	237	154	5	78	841-21.6
*Battier	39	1363	251-533	.471	152-191	.796	285-7.3	80-3	72	60	88	82	778-19.9
*Boozer	32	820	160-265	.604	105-146	.719	208-6.5	91-2	40	38	28	28	425-13.3
*Dunleavy	39	1137	184-388	.474	68-98	.694	222-5.7	81-1	103	80	15	53	493-12.6
*James	39	1085	161-326	.494	115-144	.799	202-5.2	78-0	42	63	8	62	480-12.3
Duhon	39	1085	92-217	.424	52-80	.650	124-3.2	65-0	174	61	1	77	280-7.2
Sweet	7	79	13-27	.481	2-6	.333	18-2.6	6-0	4	1	6	29	4-1.6
Horvath	6	54	7-23	.304	1-1	1.000	14-2.3	7-0	3	5	3	2	17-2.8
Sanders	35	373	28-60	.467	31-60	.517	63-1.8	72-2	7	21	32	3	87-2.5
Christen.	30	253	17-29	.586	14-32	.438	70-2.3	62-3	3	16	8	10	48-1.6
Love	21	130	9-19	.529	10-17	.588	33-1.6	21-1	2	6	6	4	28-1.3
Simpson	22	32	6-18	.333	5-8	.625	11-0.5	2-0	4	6	0	1	20-0.9
Borman	7	17	2-5	.400	1-1	1.000	2-0.3	1-0	1	2	0	0	6-0.9
Buckner	23	83	2-12	.167	1-4	.250	10-0.4	5-0	7	14	1	5	5-0.2
Calabreck	13	35	0-7	.000	1-3	.333	7-0.5	1-0	2	0	0	0	1-0.1
Team	—	—	—	—	—	—	108-2.8	—	—	1	—	—	—

2004-05

Record: 27-6; Home: 14-1; Away: 5-4; Neutral: 8-1

Player	G	MP	FG-FGA	Pct	FT-FTA	Pct	Reb-Avg	PF-DQ	Ast	TO	BS	St	Pts-Avg
*Redick	33	1231	202-495	.408	196-209	.938	108-33.4	37-0	86	82	2	35	221-21.8
*Williams	33	1109	191-328	.582	131-198	.662	369-11.2	96-3	31	85	122	42	513-15.5
*Ewing	33	1138	181-424	.427	74-107	.692	104-3.2	99-4	132	98	13	65	505-15.3
*Melchi	33	716	80-197	.406	36-56	.643	111-3.4	69-5	30	35	5	23	253-7.7
*Nelson	33	634	66-165	.400	59-111	.532	150-4.5	63-2	27	47	9	28	206-6.2
Dockery	27	720	52-109	.477	40-52	.769	76-2.8	81-4	61	40	8	43	168-6.2
Randolph	29	548	46-117	.393	32-60	.533	125-4.3	89-4	27	30	44	30	127-4.4
McClure	25	184	17-39	.436	8-15	.533	34-1.4	15-0	11	10	8	9	43-1.7
Love	21	155	15-32	.469	3-7	.429	57-2.7	39-2	11	10	5	12	33-1.6
Johnson	22	87	3-5	.600	2-2	.000	25-1.1	17-0	4	2	4	0	8-0.4
Davidson	18	32	0-2	.000	4-4	1.000	4-0.2	4-0	1	0	0	0	4-0.2
Perkins	5	5	0-1	.000	0-0	.000	1-0.2	2-0	1	0	0	0	0-0.0
Novick	2	0	0-0	.000	0-0	.000	0-0.0	1-0	0	0	0	0	0-0.0
Pagliuca	5	6	0-1	.000	0-0	.000	0-0.0	0-0	0	0	0	0	0-0.0
Team	—	—	—	—	—	—	97-2.9	2	—	14	—	—	—
Duke	33	6625	853-1915	.445	585-821	.713	1261-38.2	612-24	421	454	220	287	2581-78.2
Opps	33	6625	783-2006	.390	459-643	.714	1208-36.6	698-na	328	511	132	247	2153-65.2
• Three-Point Field Goals (290-763, .380): Redick (121-300, .403); Ewing (69-199, .347); Melchioni (57-144, .396); Dockery (24-56, .429); Nelson (15-47, .319); Randolph (3-13, .231); McClure (1-3, .333); Love (0-1, .000) Dunks (74): Williams 30, Ewing 17, Randolph 14, Nelson 7, Love 4, McClure 2, Melchioni 2. Charges Taken (49): Randolph 22; Melchioni 6; Dockery 5; Redick 5; Love 4; Williams 3; Ewing 2; Nelson 1; McClure 1. Forced Five-Second Calls (7): Dockery 2; Nelson 2; Ewing 2; Redick 1.													

2005-06

Record: 32-4; Home: 14-1; Away: 9-2; Neutral: 9-1

Player	G	MP	FG-FGA	Pct	FT-FTA	Pct	Reb-Avg	PF-DQ	Ast	TO	BS	St	Pts-Avg
*Redick	36	1336	302-643	.470	221-256	.863	71-21.0	54-0	95	90	2	52	964-26.8
*Williams	36	1198	237-411	.577	201-270	.744	184-10.7	114-2	39	89	137	60	677-18.8
*McRoberts	36	883	115-190	.605	77-116	.664	189-5.3	107-3	53	51	46	41	312-8.7
Nelson	24	517	61-134	.455	24-37	.649	82-3.4	49-1	29	42	3	20	171-7.1
*Dockery	36	1069	93-200	.465	36-52	.692	108-3.0	89-1	94	48	4	61	256-7.1
*Paulus	36	1163	72-193	.373	76-97	.784	101-2.8	79-2	187	118	0	56	242-6.7
*Melchi	36	717	64-176	.364	38-57	.667	116-3.2	76-1	33	26	5	35	206-5.7
Pocius	28	172	16-33	.485	5-8	.625	8-0.3	20-1	13	12	0	8	42-1.5
Boykin	26	70	8-17	.471	9-10	.900	20-0.8	16-0	2	7	4	2	25-1.0
Boateng	20	50	6-7	.857	2-2	1.000	12-0.6	11-0	1	5	0	1	14-0.7
Perkins	6	12	1-2	.500	0-0	.000	1-0.2	0-0	0	0	0	0	3-0.5
Johnson	13	23	3-3	1.000	0-0	.000	4-0.3	6-0	0	2	1	0	6-0.5
J.Davidson	10	11	1-2	.500	0-0	.000	1-0.1	0-0	0	1	0	1	3-0.3
Pagliuca	1	4	0-0	.000	0-0	.000	0-0.0	0-0	0	0	0	0	0-0.0
Team	—	—	—	—	—	—	107-3.0	0	—	5	—	—	—
Duke	36	7225	979-2011	.487	689-905	.761	1204-33.4	621-11	546	496	202	337	2921-81.1
Opps	36	7225	951-2215	.429	408-612	.667	1301-36.1	760-na	438	582	133	258	2453-68.1
• Three-Point Field Goals (274-709, .386): Redick (139-330, .421); Melchioni (40-125, .320); Dockery (34-86, .395); Nelson (25-61, .410); Paulus (22-70, .314); McRoberts (5-13, .385); Pocius (5-16, .313); Williams (2-6, .333); J. Davidson (1-1, 1.000); Perkins (1-1, 1.000). Dunks (79): Williams 58, McRoberts 54, Nelson 5, Boateng 2, Redick 2, Melchioni 1. Charges Taken (30): Redick 12; Melchioni 11; Williams 7; Paulus 5; Pocius 4; Dockery 4; Nelson 4; McRoberts 1. Forced Five-Second Calls (9): Dockery 3; Paulus 3; Nelson 2, TEAM 1.													

2006-07

Record: 22-11; Home: 15-4; Away: 5-4; Neutral: 2-3

Player	G	MP	FG-FGA	Pct	FT-FTA	Pct	Reb-Avg	PF-DQ	Ast	TO	BS	St	Pts-Avg
*Nelson	33	1052	174-364	.478	73-123	.593	177-5.4	76-2	66	82	17	44	465-14.1
*McRoberts	33	1164	164-327	.502	97-146	.664	260-7.9	83-2	114	80	82	39	430-13.0
*Scheyer	33	1112	113-284	.398	115-136	.846	110-3.3	57-1	61	52	5	39	402-12.2
*Paulus	33	1068	130-285	.456	61-81	.753	73-2.2	94-4	124	101	2	38	389-11.8
Henderson	32	618	87-193	.451	37-59	.627	92-2.9	46-1	35	43	10	16	219-6.8
McClure	33	716	54-110	.491	26-42	.619	163-4.9	68-2	18	41	24	39	138-4.2
*Thomas	31	463	46-81	.568	32-54	.593	76-2.5	84-1	1	43	3	17	124-4.0
Zoubek	32	235	33-63	.524	32-48	.667	17-2.2	37-0	6	37	9	4	98-3.1
Pocius	27	193	19-44	.432	6-7	.857	15-0.6	24-0	8	18	1	3	52-1.9
Boykin	3	30	2-2	1.000	0-0	.000	12-4.0	5-0	0	1	3	2	4-1.3
J.Davidson	11	15	0-1	.000	2-2	1.000	3-0.3	2-0	0	2	0	0	2-0.2
Pagliuca	3	2	0-0	.000	0-0	.000	0-0.0	1-0	0	0	0	0	0-0.0
Sutton	1	2	0-0	.000	0-0	.000	0-0.0	0-0	0	0	0	0	0-0.0
Johnson	3	5	0-0	.000	0-0	.000	0-0.0	0-0	0	0	1	0	0-0.0
Torney	0	0	0-0	.000	0-0	.000	0-0.0	0-0	0	0	0	0	0-0.0
Team	—	—	—	—	—	—	113-3.4	0	—	9	—	—	—
Duke	33	822-1754	.469	481-698	.689	1165-35.3	577-13	433	509	157	241	2323-70.4	
Opps	33	765-1812	.422	378-536	.705	1400-30.4	654-16	375	491	115	251	2047-62.0	

• Three-Point Field Goals (198-520, .381): Paulus (68-151, .450), Scheyer (61-167, .365), Nelson (44-121, .364), Henderson (8-25, .320), Pocius (8-26, .308), McRoberts (5-23, .217), McClure (4-7, .571). Dunks (117): McRoberts 42, Nelson 34, Henderson 21, McClure 8, Thomas 8, Zoubek 3, Pocius 1. Charges Taken (51): Paulus 10, Thomas 9, Henderson 7, Scheyer 6, Nelson 6, McRoberts 5, Pocius 4, Zoubek 2, Boykin 1, McClure 1. Forced Five-Second Calls (8): Paulus 2, Thomas 2, Scheyer 2, Nelson 1, TEAM 1.

2007-08

Record: 28-6; Home: 15-1; Away: 8-2; Neutral: 5-3

Player	G	MP	FG-FGA	Pct	FT-FTA	Pct	Reb-Avg	PF-DQ	Ast	TO	BS	St	Pts-Avg
*Nelson	34	1051	172-351	.490	110-183	.601	197-5.8	77-2	100	84	11	53	494-14.5
*Singler	34	972	159-348	.457	82-106	.774	198-5.8	104-3	48	75	25	36	451-13.3
*Henderson	34	891	156-329	.474	101-151	.669	160-4.7	70-1	56	68	31	39	433-12.7
Scheyer	34	963	115-259	.444	120-135	.889	134-3.9	56-0	83	37	9	46	397-11.7
*Paulus	34	943	118-279	.423	67-81	.827	73-2.1	85-1	109	55	2	50	386-11.4
Smith	34	500	70-150	.467	40-52	.769	52-1.5	58-0	45	49	5	18	202-5.9
King	34	330	63-152	.414	17-29	.586	68-2.0	32-0	14	19	14	11	186-5.5
*Thomas	32	593	49-97	.505	38-73	.521	105-3.3	97-5	10	33	12	19	136-4.3
Pocius	4	32	5-13	.385	4-4	1.000	9-2.3	2-0	4	3	0	2	16-4.0
Zoubek	25	262	41-69	.594	13-29	.448	86-3.4	43-1	13	20	17	9	95-3.8
McClure	30	268	14-32	.438	2-7	.286	57-1.9	27-0	12	11	7	11	30-1.0
Davidson	13	20	2-5	.400	0-2	.000	0-0.0	2-0	3	2	0	1	4-0.3
Team	—	—	—	—	—	—	116-3.4	1	—	6	—	—	—
Duke	36	6825	964-2084	.463	594-852	.697	1255-36.9	654-13	497	462	133	295	2830-83.2
Opps	36	6825	880-2025	.435	434-646	.672	1252-36.8	761-16	419	625	144	195	2361-69.4
• Three-Point Field Goals (308-816, .377): Paulus (83-196, .423); Scheyer (47-121, .388); Nelson (40-103, .388); Smith (22-57, .386); King (43-114, .377); Singler (51-150, .340); Henderson (20-63, .317); Pocius (2-8, .250); Davidson (0-2, .000); McClure (0-2, .000). Dunks (97): Henderson 45, Nelson 27, Singler 8, Thomas 6, Smith 4, King 3, Zoubek 3, Pocius 1. Charges Taken (86): Singler 19, Thomas 14, Scheyer 12, Henderson 11, King 9, Nelson 7, Paulus 6, McClure 4, Zoubek 2, Smith 2. Forced Five-Second Calls (8): Paulus 4, TEAM 3, Henderson 1, Smith 1.													

2008-09

Record: 30-7; Home: 16-1; Away: 6-5; Neutral: 8-1													
Player	G	MP	FG-FGA	Pct	FT-FTA	Pct	Reb-Avg	PF-DQ	Ast	TO	BS	St	Pts-Avg
*Henderson	37	1098	213-473	.450	143-188	.761	183-4.9	63-1	91	80	28	46	610-16.5
*Singler	37	1193	208-472	.441	124-174	.713	284-7.7	99-2	89	92	38	57	609-16.5
*Scheyer	37	1214	146-368	.397	179-214	.836	134-3.6	62-0	102	57	6	58	550-14.9
*Smith	34	734	98-230	.426	62-73	.849	74-2.2	70-1	58	55	2	32	285-8.4
Thomas	37	689	72-115	.626	52-94	.553	133-3.6	95-2	17	29	10	17	196-5.3
Paulus	36	578	56-150	.373	27-39	.692	46-1.3	52-0	48	29	1	28	176-4.9
Williams	34	563	56-127	.441	23-46	.500	77-2.3	58-0	23	29	1	21	144-4.2
*Zoubek	36	427	61-106	.575	24-29	.828	133-3.7	71-1	15	25	29	15	146-4.1
McClure	36	568	28-54	.519	10-22	.455	125-3.5	47-1	38	14	18	27	67-1.9
Plumlee	24	165	18-38	.474	6-11	.545	34-1.4	37-0	1	20	12	4	42-1.8
Pocius	22	135	11-39	.282	6-7	.857	13-0.6	13-0	7	10	0	6	32-1.5
Czyz	13	51	3-13	.231	2-6	.333	12-0.9	2-0	3	8	1	0	8-0.6
Johnson	4	10	1-1	1.000	0-1	.000	1-0.3	2-0	0	0	0	0	2-0.5
Team	—	—	—	—	—	—	99-2.7	—	—	6	—	—	—
Duke	37	7425	971-2186	.444	658-904	.728	1348-36.4	671-8	492	454	146	311	2867-77.5
Opps	37	7425	905-2086	.434	446-647	.689	1247-33.7	776-388	605	143	211	2439-65.9	
* Three-Point Field Goals (267-766, .349); Scheyer (79-205, .385), Singler (69-180, .383), Smith (27-78, .346), Henderson (41-122, .336), Paulus (37-110, .336), Williams (9-36, .250), McClure (1-66, .167), Pocius (4-26, .154), Czyz (0-3, .000). <b>Dunks (111):</b> Henderson 42, Singler 21, Thomas 14, Williams 11, McClure 7, Smith 7, Plumlee 6, Czyz 1, Pocius 1, Zoubek 1. <b>Charges Taken (73):</b> Henderson 20, Singler 10, Thomas 10, Zoubek 7, McClure 6, Smith 6, Pocius 5, Scheyer 5, Paulus 3, Williams 1. <b>Forced Five-Second Calls (4):</b> TEAM 2, Paulus 1, Williams 1.													

# Annual Statistical Leaders

▲ - ACC annual statistical champion in that category

## Points

1929	Joe Croson (So)	173
1930	Joe Croson (Jr)	189
1931	Joe Croson (Sr)	196
1932	James Thompson (So)	180
1933	James Thompson (Jr)	208
1934	James Thompson (Sr)	231
1935	Charles Kunkle (Jr)	124
1936	Kenneth Podger (Jr)	168
1937	Kenneth Podger (Sr)	196
1938	Edwin Swindell (Jr)	206
1939	Edwin Swindell (Sr)	190
1940	Bill Mock (Jr)	184
1941	Charles Holley (Sr)	203
1942	Cedric Loftis (Jr)	200
1943	Gordon Carver (So)	309
1944	Gordon Carver (Jr)	297
1945	Bill Sapp	221
1946	Ed Koffenberger (Jr)	317
1947	Ed Koffenberger (Sr)	416
1948	Corren Youmans (So)	329
1949	Corren Youmans (Jr)	254
1950	Corren Youmans (Sr)	352
1951	Dick Groat (Jr)	831
1952	Dick Groat (Sr)	780
1953	Bernie Janicki (Jr)	436
1954	Bernie Janicki (Sr)	364
1955	Ronnie Mayer (Jr)	607
1956	Ronnie Mayer (Sr)	553
1957	Jim Newcome (Jr)	347
1958	Jim Newcome (Sr)	331
1959	Carroll Youngkin (So)	399
1960	Howard Hurt (Jr)	376
1961	Art Heyman (So)	629
1962	Art Heyman (Jr)	608
▲ 1963	Art Heyman (Sr)	747
1964	Jeff Mullins (Sr)	750
1965	Bob Verga (So)	534
1966	Jack Marin (Sr)	558
▲ 1967	Bob Verga (Sr)	705
1968	Mike Lewis (Sr)	608
1969	Randy Denton (So)	486
1970	Randy Denton (Jr)	560
1971	Randy Denton (Sr)	612
1972	Chris Redding (So)	385
1973	Chris Redding (Jr)	440
1974	Bob Fleischer (Jr)	407
1975	Bob Fleischer (Sr)	447
1976	Tate Armstrong (Jr)	654
1977	Jim Spanarkel (So)	519
1978	Jim Spanarkel (Jr)	708
1979	Mike Gminski (Jr)	565
1980	Mike Gminski (Sr)	704
▲ 1981	Gene Banks (Sr)	499
▲ 1982	Vince Taylor (Sr)	549
1983	Johnny Dawkins (Fr)	506
1984	Johnny Dawkins (So)	659
1985	Johnny Dawkins (Jr)	582
1986	Johnny Dawkins (Sr)	809
1987	Danny Ferry (So)	461
▲ 1988	Danny Ferry (Jr)	667
▲ 1989	Danny Ferry (Sr)	791
1990	Phil Henderson (Sr)	683
1991	Christian Laettner (Jr)	771
1992	Christian Laettner (Sr)	751
1993	Bobby Hurley (Sr)	545
1994	Grant Hill (Sr)	591
1995	Cherokee Parks (Sr)	589
1996	Jeff Capel (Jr)	514
1997	Trajan Langdon (So)	473
1998	Roshown McLeod (Sr)	549
1999	Elton Brand (So)	691
2000	Shane Battier (Jr)	593
▲ 2001	Jason Williams (So)	841
▲ 2002	Jason Williams (Jr)	746
2003	Dahntay Jones (Sr)	583
2004	J.J. Redick (So)	589
▲ 2005	J.J. Redick (Jr)	721
▲ 2006	J.J. Redick (Sr)	964
2007	DeMarcus Nelson (Jr)	465
2008	DeMarcus Nelson (Sr)	494
2009	Gerald Henderson (Jr)	610
2010	Jon Scheyer (Sr)	728
▲ 2011	Nolan Smith (Sr)	764
2012	Austin Rivers (Fr)	527

## Points Per Game

1929	Joe Croson (So)	8.7
1930	Joe Croson (Jr)	9.5
1931	Joe Croson (Sr)	9.3
1932	James Thompson (So)	7.2
1933	James Thompson (Jr)	9.5
1934	James Thompson (Sr)	9.6
1935	Charles Kunkle (Jr)	4.8
1936	Kenneth Podger (Jr)	6.5
1937	Kenneth Podger (Sr)	8.5
1938	Edwin Swindell (Jr)	8.6
1939	Edwin Swindell (Sr)	8.6
1940	Bill Mock (Jr)	7.1
1941	Charles Holley (Sr)	9.2
1942	Cedric Loftis (Jr)	8.3
1943	Gordon Carver (So)	11.9
1944	Gordon Carver (Jr)	13.3
1945	Bill Sapp	11.6
1946	Ed Koffenberger (Jr)	11.7
1947	Ed Koffenberger (Sr)	15.4
1948	Corren Youmans (So)	12.1
1949	Corren Youmans (Jr)	11.5
1950	Corren Youmans (Sr)	11.8
1951	Dick Groat (Jr)	25.2
1952	Dick Groat (Sr)	26.0
1953	Bernie Janicki (Jr)	16.8
1954	Bernie Janicki (Sr)	13.5
1955	Ronnie Mayer (Jr)	21.7
1956	Ronnie Mayer (Sr)	22.1
1957	Jim Newcome (Jr)	14.5
1958	Jim Newcome (Sr)	13.2
1959	Carroll Youngkin (So)	15.9
1960	Howard Hurt (Jr)	13.4
	Carroll Youngkin (Jr)	13.4
1961	Art Heyman (So)	25.2
1962	Art Heyman (Sr)	25.3
▲ 1963	Art Heyman (Sr)	24.9
1964	Jeff Mullins (Sr)	24.2
1965	Bob Verga (So)	21.4
1966	Jack Marin (Sr)	18.9
▲ 1967	Bob Verga (Sr)	26.1
1968	Mike Lewis (Sr)	21.7
1969	Randy Denton (So)	17.4
1970	Randy Denton (Jr)	21.5
1971	Randy Denton (Sr)	20.4
1972	Richie O'Conner (Jr)	15.4
1973	Chris Redding (Jr)	16.9
1974	Bob Fleischer (Jr)	15.7
1975	Bob Fleischer (Sr)	17.2
1976	Tate Armstrong (Jr)	24.2
1977	Tate Armstrong (Sr)	22.7
1978	Jim Spanarkel (Jr)	20.8
1979	Mike Gminski (Jr)	18.8
1980	Mike Gminski (Sr)	21.3
▲ 1981	Gene Banks (Sr)	18.5
▲ 1982	Vince Taylor (Sr)	20.3
1983	Johnny Dawkins (Fr)	18.1
1984	Johnny Dawkins (So)	19.4
1985	Johnny Dawkins (Jr)	18.8
1986	Johnny Dawkins (Sr)	20.2
1987	Danny Ferry (So)	14.0
▲ 1988	Danny Ferry (Jr)	19.1
▲ 1989	Danny Ferry (Sr)	22.6
1990	Phil Henderson (Sr)	18.5
1991	Christian Laettner (Jr)	19.8
1992	Christian Laettner (Sr)	21.5
1993	Grant Hill (Jr)	18.0
1994	Grant Hill (Sr)	17.4
1995	Cherokee Parks (Sr)	19.0
1996	Jeff Capel (Jr)	16.6
1997	Trajan Langdon (So)	14.3
1998	Roshown McLeod (Sr)	15.3
1999	Elton Brand (So)	17.7
2000	Shane Battier (Jr)	17.4
▲ 2001	Jason Williams (So)	21.6
▲ 2002	Jason Williams (Jr)	21.3
2003	Dahntay Jones (Sr)	17.7
2004	J.J. Redick (So)	15.9
▲ 2005	J.J. Redick (Jr)	21.8
▲ 2006	J.J. Redick (Sr)	26.8
2007	DeMarcus Nelson (Jr)	14.1
2008	DeMarcus Nelson (Sr)	14.5
2009	Gerald Henderson (Jr)	16.5
	Kyle Singler (So)	16.5
2010	Jon Scheyer (Sr)	18.2
▲ 2011	Nolan Smith (Sr)	20.6
2012	Austin Rivers (Fr)	15.5

## Field Goals Made

1943	Gordon Carver (So)	147
1944	William Wright (So)	129
1946	Ed Koffenberger (Jr)	118
1947	Ed Koffenberger (Sr)	162
1948	Corren Youmans (So)	132
1949	Corren Youmans (Jr)	98
1950	Corren Youmans (Sr)	146
1951	Dick Groat (Jr)	285
1952	Dick Groat (Sr)	288
1953	Bernie Janicki (Jr)	155
1954	Bernie Janicki (Sr)	140
1955	Ronnie Mayer (Jr)	217
1956	Ronnie Mayer (Sr)	195
1957	Jim Newcome (Jr)	148
1958	Bob Vernon (Sr)	130
1959	Carroll Youngkin (So)	136
1960	Howard Hurt (Jr)	146
1961	Art Heyman (So)	229
1962	Art Heyman (Jr)	219
1963	Art Heyman (Sr)	265
1964	Jeff Mullins (Sr)	300
1965	Bob Verga (So)	229
1966	Jack Marin (Sr)	221
1967	Bob Verga (Sr)	283
1968	Mike Lewis (Sr)	230
1969	Randy Denton (So)	212
1970	Randy Denton (Jr)	237
1971	Randy Denton (Sr)	244
1972	Chris Redding (So)	124
1973	Gary Melchionni (Sr)	165
1974	Bob Fleischer (Jr)	163
1975	Bob Fleischer (Sr)	178
1976	Tate Armstrong (Jr)	265
1977	Mike Gminski (Fr)	175
1978	Mike Gminski (So)	246
1979	Mike Gminski (Jr)	218
1980	Mike Gminski (Sr)	262
1981	Gene Banks (Sr)	202
1982	Vince Taylor (Sr)	217
1983	Johnny Dawkins (Fr)	207
1984	Johnny Dawkins (So)	263
1985	Johnny Dawkins (Jr)	225
1986	Johnny Dawkins (Sr)	331
1987	Danny Ferry (So)	172
1988	Danny Ferry (Jr)	247
1989	Danny Ferry (Sr)	300
1990	Phil Henderson (Sr)	251
1991	Christian Laettner (Jr)	271
1992	Christian Laettner (Sr)	254
1993	Grant Hill (Jr)	185
1994	Grant Hill (Sr)	218
1995	Cherokee Parks (Sr)	222
1996	Jeff Capel (Jr)	185
1997	Jeff Capel (Sr)	142
	Roshown McLeod (Jr)	142
	Roshown McLeod (Sr)	196
1999	Elton Brand (So)	255
2000	Chris Carrarell (Sr)	205
2001	Jason Williams (So)	285
2002	Jason Williams (Jr)	249
2003	Dahntay Jones (Sr)	198
2004	Luol Deng (Fr)	210
2005	J.J. Redick (Jr)	202
2006	J.J. Redick (Sr)	302
2007	DeMarcus Nelson (Jr)	174
2008	DeMarcus Nelson (Sr)	172
2009	Gerald Henderson (Jr)	213
2010	Nolan Smith (Jr)	239
2011	Nolan Smith (Sr)	260
2012	Austin Rivers (Fr)	174

## Field Goal Attempts

1949	Corren Youmans (Jr)	329
1950	Corren Youmans (Sr)	449
1951	Dick Groat (Jr)	713
1952	Dick Groat (Sr)	700
1953	Bernie Janicki (Jr)	411
1954	Bernie Janicki (Sr)	385
1955	Ronnie Mayer (Jr)	509
1956	Ronnie Mayer (Sr)	452
1957	Jim Newcome (Jr)	360
1958	Jim Newcome (Sr)	321
1959	Howard Hurt (So)	379
1960	Howard Hurt (Jr)	355
1961	Art Heyman (So)	448

1962	Art Heyman (Jr)	506
1963	Art Heyman (Sr)	586
1964	Jeff Mullins (Sr)	613
1965	Bob Verga (So)	431
1966	Jack Marin (Sr)	451
1967	Bob Verga (Sr)	614
1968	Mike Lewis (Sr)	418
1969	Randy Denton (So)	425
1970	Randy Denton (Jr)	437
1971	Randy Denton (Sr)	433
1972	Chris Redding (So)	265
1973	Gary Melchionni (Sr)	366
1974	Bob Fleischer (Jr)	312
1975	Pete Kramer (Sr)	312
1976	Tate Armstrong (Jr)	507
1977	Mike Gminski (Fr)	340
1978	Jim Spanarkel (Jr)	460
1979	Mike Gminski (Jr)	420
1980	Mike Gminski (Sr)	487
1981	Gene Banks (Sr)	350
1982	Vince Taylor (Sr)	419
1983	Johnny Dawkins (Fr)	414
1984	Johnny Dawkins (So)	547
1985	Johnny Dawkins (Jr)	455
1986	Johnny Dawkins (Sr)	603
1987	Danny Ferry (So)	383
1988	Danny Ferry (Jr)	519
1989	Danny Ferry (Sr)	575
1990	Phil Henderson (Sr)	531
1991	Christian Laettner (Jr)	471
1992	Christian Laettner (Sr)	442
1993	Thomas Hill (Sr)	384
1994	Grant Hill (Sr)	472
1995	Cherokee Parks (Sr)	443
1996	Jeff Capel (Jr)	492
1997	Jeff Capel (Sr)	309
1998	Roshown McLeod	397
1999	William Avery (So)	416
2000	Jason Williams (Fr)	427
2001	Jason Williams (So)	603
2002	Jason Williams (Jr)	545
2003	Dahntay Jones (Sr)	198
2004	Luol Deng (Fr)	442
2005	J.J. Redick (Jr)	495
2006	J.J. Redick (Sr)	643
2007	DeMarcus Nelson (Jr)	364
2008	DeMarcus Nelson (Sr)	351
2009	Gerald Henderson (Jr)	450
2010	Kyle Singler (Jr)	550
2011	Nolan Smith (Sr)	568
2012	Austin Rivers (Fr)	402

## Field Goal Pct.

1949	Ben Collins (Sr)	.327
1950	Dick Groat (So)	.426
1951	Dick Groat (Jr)	.400
1952	Dick Groat (Sr)	.411
1953	Rudy Lacy (Jr)	.528
1954	Rudy Lacy (Sr)	.433
1955	Junior Morgan (Jr)	.440
1956	Ronnie Mayer (Sr)	.431
1957	Hayes Clement (Jr)	.414
1958	Paul Schmidt (Sr)	.523
▲ 1959	Carroll Youngkin (So)	.512
▲ 1960	Carroll Youngkin (Jr)	.533
▲ 1961	Carroll Youngkin (Sr)	.577
1962	Jeff Mullins (So)	.514
▲ 1963	Jay Buckley (Jr)	.600
1964	Jay Buckley (Sr)	.590
▲ 1965	Jack Marin (Jr)	.546
1966	Mike Lewis (So)	.595
1967	Mike Lewis (Jr)	.532
1968	Mike Lewis (Sr)	.550
1969	Fred Lind (Sr)	.546
▲ 1970	Larry Saunders (Jr)	.636
1971	Randy Denton (Sr)	.564
1972	Alan Shaw (Jr)	.601
1973	Chris Redding (Jr)	.534
1974	Bob Fleischer (Jr)	.522
▲ 1975	Bob Fleischer (Sr)	.620
1976	Jim Spanarkel (Fr)	.548
1977	Jim Spanarkel (So)	.555
1978	Kenny Dennard (Fr)	.551
1979	Mike Gminski (Jr)	.519
1980	Kenny Dennard (Jr)	.550
1981	Gene Banks (Sr)	.577
1982	Chip Engelland (Jr)	.530



## 2012-13 DUKE MEN'S BASKETBALL

## MEDIA GUIDE

1983	Jay Bilas (Fr)	.553
1984	Mark Alarie (So)	.575
1985	Jay Bilas (Jr)	.599
1986	Jay Bilas (Sr)	.594
1987	John Smith (So)	.576
1988	Robert Brickley (So)	.538
1989	Christian Laettner (Fr)	.723
1990	Alaa Abdelnaby (Sr)	.620
▲ 1991	Christian Laettner (Jr)	.575
1992	Grant Hill (So)	.611
▲ 1993	Cherokee Parks (So)	.652
1994	Antonio Lang (Sr)	.588
1995	Erik Meek (Sr)	.621
1996	Greg Newton (Jr)	.568
1997	Chris Carrawell (Fr)	.576
1998	Elton Brand (Fr)	.592
▲ 1999	Elton Brand (So)	.620
2000	Carlos Boozer (Fr)	.614
▲ 2001	Carlos Boozer (So)	.604
▲ 2002	Carlos Boozer (Jr)	.665
2003	Shelden Williams (Fr)	.516
2004	Shavlik Randolph (So)	.591
2005	Shelden Williams (Jr)	.582
2006	Josh McRoberts (Fr)	.605
2007	Josh McRoberts (So)	.502
2008	DeMarcus Nelson (Sr)	.490
2009	Gerald Henderson (Jr)	.450
2010	Brian Zoubek (Sr)	.638
2011	Mason Plumlee (So)	.593
2012	Miles Plumlee (Sr)	.610

### 3-Point Field Goals Made

1983	Chip Engelland (Sr)	41
1987	Tommy Amaker (Sr)	44
1988	Kevin Strickland (Sr)	55
1989	Danny Ferry (Sr)	45
1990	Phil Henderson (Sr)	79
1991	Bobby Hurley (So)	76
1992	Bobby Hurley (Jr)	59
1993	Bobby Hurley (Sr)	88
1994	Chris Collins (So)	76
1995	Jeff Capel (So)	63
1996	Chris Collins (Sr)	79
1997	Trajan Langdon (So)	86
1998	Trajan Langdon (Jr)	85
1999	Trajan Langdon (Sr)	112
2000	Shane Battier (Jr)	79
2001	Jason Williams (So)	132
2002	Jason Williams (Jr)	108
2003	J.J. Redick (Fr)	95
2004	J.J. Redick (So)	102
2005	J.J. Redick (Jr)	121
2006	J.J. Redick (Sr)	139
2007	Greg Paulus (So)	68
2008	Greg Paulus (Jr)	83
2009	Jon Scheyer (Jr)	79
2010	Jon Scheyer (Sr)	110
2011	Seth Curry (So)	64
	Andre Dawkins (So)	64
2012	Andre Dawkins (Jr)	67

### 3-Point Field Goal Attempts

1983	Chip Engelland (Sr)	74
1987	Tommy Amaker (Sr)	103
1988	Kevin Strickland (Sr)	149
1989	Quin Snyder (Sr)	119
1990	Phil Henderson (Sr)	191
1991	Bobby Hurley (So)	188
1992	Bobby Hurley (Jr)	140
1993	Bobby Hurley (Sr)	209
1994	Chris Collins (So)	202
1995	Trajan Langdon (Fr)	138
1996	Jeff Capel (Jr)	221
1997	Trajan Langdon (So)	195
1998	Trajan Langdon (Jr)	215
1999	Trajan Langdon (Sr)	254
2000	Jason Williams (Fr)	206
2001	Jason Williams (So)	309
2002	Jason Williams (Jr)	282
2003	J.J. Redick (Fr)	238
2004	J.J. Redick (So)	258
2005	J.J. Redick (Jr)	300
2006	J.J. Redick (Sr)	330
2007	Jon Scheyer (Fr)	167
2008	Greg Paulus (Jr)	196
2009	Jon Scheyer (Jr)	205
2010	Jon Scheyer (Sr)	287

2011	Kyle Singler (Sr)	193
2012	Andre Dawkins (Jr)	171

### 3-Point Field Goal Pct.

1983	Chip Engelland (Sr)	.554
1987	Tommy Amaker (Sr)	.427
1988	Quin Snyder (Jr)	.446
1989	Danny Ferry (Sr)	.425
1990	Phil Henderson (Sr)	.414
1991	Bobby Hurley (So)	.404
▲ 1992	Christian Laettner (Sr)	.557
1993	Chris Collins (Fr)	.435
1994	Grant Hill (Sr)	.390
1995	Jeff Capel (So)	.460
1996	Chris Collins (Sr)	.441
1997	Trajan Langdon (So)	.441
1998	Mike Chappell (So)	.434
▲ 1999	Trajan Langdon (Sr)	.441
▲ 2000	Shane Battier (Jr)	.444
2001	Jason Williams (So)	.427
2002	Daniel Ewing (Fr)	.457
2003	Daniel Ewing (So)	.400
▲ 2004	Daniel Ewing (Jr)	.411
2005	Sean Dockery (Jr)	.429
2006	J.J. Redick (Sr)	.421
2007	Greg Paulus (So)	.450
2008	Greg Paulus (Jr)	.423
2009	Jon Scheyer (Jr)	.385
2010	Kyle Singler (Jr)	.399
2011	Seth Curry (So)	.435
2012	Ryan Kelly (Jr)	.408

### Free Throws Made

1943	Gordon Carver (So)	55
1944	Gordon Carver (Jr)	41
1946	Ed Koffenberger (Jr)	81
1947	Ed Koffenberger (Sr)	92
1948	Corren Youmans (So)	65
1949	Ben Collins (Sr)	69
1950	David Scarborough (Sr)	61
1951	Dick Groat (Jr)	261
1952	Dick Groat (Sr)	204
1953	Bill Reigel	131
1954	Ronnie Mayer (So)	121
1955	Ronnie Mayer (Jr)	173
1956	Ronnie Mayer (Sr)	163
1957	Bucky Allen (Jr)	139
1958	Bucky Allen (Sr)	134
1959	Carroll Youngkin (So)	127
1960	Carroll Youngkin (Jr)	113
1961	Art Heyman (So)	171
1962	Art Heyman (Jr)	170
1963	Art Heyman (Sr)	217
1964	Jeff Mullins (Sr)	150
1965	Jack Marin (Jr)	87
1966	Jack Marin (Sr)	116
1967	Bob Verga (Sr)	139
1968	Mike Lewis (Sr)	148
1969	Fred Lind (Sr)	70
1970	Randy Denton (Jr)	86
1971	Randy Denton (Sr)	124
1972	Chris Redding (So)	137
1973	Chris Redding (Jr)	124
1974	Kevin Billerman (Jr)	84
1975	Bob Fleischer (Sr)	91
1976	Tate Armstrong (Jr)	124
1977	Jim Spanarkel (So)	175
1978	Jim Spanarkel (Jr)	220
1979	Mike Gminski (Jr)	129
1980	Mike Gminski (Sr)	180
1981	Vince Taylor (Jr)	104
1982	Vince Taylor (Sr)	115
1983	Mark Alarie (Fr)	104
1984	David Henderson (So)	140
1985	Johnny Dawkins (Jr)	132
1986	Mark Alarie (Sr)	162
1987	John Smith (So)	107
1988	Danny Ferry (Jr)	135
1989	Danny Ferry (Sr)	146
1990	Christian Laettner (So)	225
1991	Christian Laettner (Jr)	211
1992	Christian Laettner (Sr)	189
1993	Bobby Hurley (Sr)	143
1994	Antonio Lang (Sr)	118
1995	Cherokee Parks (Sr)	114
1996	Chris Collins (Sr)	83
1997	Trajan Langdon (So)	113

1998	Roshown McLeod (Sr)	113
1999	Elton Brand (So)	181
2000	Chris Carrawell (Sr)	137
2001	Shane Battier (Sr)	152
2002	Carlos Boozer (Jr)	178
2003	Dahntay Jones (Sr)	140
2004	J.J. Redick (So)	143
2005	J.J. Redick (Jr)	196
2006	J.J. Redick (Sr)	221
2007	Jon Scheyer (Fr)	115
2008	Jon Scheyer (So)	120
2009	Jon Scheyer (Sr)	179
2010	Jon Scheyer (Sr)	194
▲ 2011	Nolan Smith (Sr)	187
2012	Austin Rivers (Fr)	121

### Free Throw Attempts

1948	Ben Collins (Jr)	107
1949	Ben Collins (Sr)	102
1950	Corren Youmans (Sr)	116
1951	Dick Groat (Jr)	331
1952	Dick Groat (Sr)	281
1953	Bill Reigel	213
1954	Ronnie Mayer (So)	153
1955	Ronnie Mayer (Jr)	229
1956	Joe Belmont (Sr)	210
1957	Bucky Allen (Jr)	188
1958	Bucky Allen (Sr)	180
1959	Carroll Youngkin (So)	212
1960	Carroll Youngkin (Jr)	208
1961	Art Heyman (So)	263
1962	Art Heyman (Jr)	276
1963	Art Heyman (Sr)	314
1964	Jeff Mullins (Sr)	183
1965	Jack Marin (Jr)	123
	Steve Vacendak (Jr)	123
1966	Jack Marin (Sr)	148
1967	Bob Verga (Sr)	179
1968	Mike Lewis (Sr)	197
1969	Randy Denton (So)	102
1970	Randy Denton (Jr)	132
1971	Randy Denton (Sr)	166
1972	Chris Redding (So)	173
1973	Chris Redding (Jr)	147
1974	Bob Fleischer (Jr)	107
1975	Bob Fleischer (Sr)	118
1976	Tate Armstrong (Sr)	166
1977	Jim Spanarkel (So)	209
1978	Jim Spanarkel (Jr)	255
1979	Mike Gminski (Jr)	177
1980	Mike Gminski (Sr)	214
1981	Vince Taylor (Jr)	169
1982	Vince Taylor (Sr)	171
1983	Mark Alarie (Fr)	128
1984	David Henderson (So)	193
1985	Johnny Dawkins (Jr)	166
1986	Mark Alarie (Sr)	197
1987	John Smith (So)	134
1988	Robert Brickley (So)	167
1989	Danny Ferry (Sr)	193
1990	Christian Laettner (So)	269
1991	Christian Laettner (Jr)	263
1992	Christian Laettner (Sr)	232
1993	Bobby Hurley (Sr)	178
1994	Grant Hill (Sr)	165
1995	Cherokee Parks (Sr)	147
1996	Greg Newton (Jr)	134
1997	Greg Newton (Sr)	132
1998	Roshown McLeod (Sr)	160
1999	Elton Brand (So)	256
2000	Chris Carrawell (Sr)	176
2001	Jason Williams (So)	211
2002	Carlos Boozer (Jr)	236
2003	Dahntay Jones (Sr)	187
2004	Shelden Williams (So)	200
2005	J.J. Redick (Jr)	209
2006	Shelden Williams (Sr)	270
2007	Jon Scheyer (Fr)	136
2008	DeMarcus Nelson (Sr)	183
2009	Jon Scheyer (Jr)	214
2010	Jon Scheyer (Sr)	221
▲ 2011	Nolan Smith (Sr)	230
2012	Austin Rivers (Fr)	184

### Free Throw Pct.

1949	Ben Collins (Sr)	.676
1950	Tommy Hughes	.806

1951	Dick Groat (Jr)	.789
1952	Dick Groat (Sr)	.726
1953	Marv Decker (Jr)	.757
1954	Ronnie Mayer (So)	.792
1955	Ronnie Mayer (Jr)	.755
1956	Ronnie Mayer (Sr)	.784
1957	Bobby Joe Harris (Jr)	.787
1958	Bobby Joe Harris (Sr)	.769
1959	Howard Hurt (So)	.760
1960	Howard Hurt (Jr)	.800
1961	John Frye (Sr)	.695
1962	Buzzy Harrison (So)	.750
1963	Jeff Mullins (Jr)	.733
1964	Jeff Mullins (Sr)	.820
1965	Jack Marin (Jr)	.708
1966	Jack Marin (Sr)	.784
1967	Mike Lewis (Jr)	.781
1968	Joe Kennedy (Sr)	.793
1969	Dave Golden (Sr)	.761
1970	Rick Katherman (Jr)	.794
1971	Richie O'Connor (So)	.786
1972	Gary Melchionni (Jr)	.824
▲ 1973	Chris Redding (Jr)	.844
▲ 1974	Kevin Billerman (Jr)	.832
1975	Pete Kramer (Sr)	.823
1976	Mark Crow (Jr)	.802
1977	Jim Spanarkel (So)	.837
▲ 1978	Jim Spanarkel (Jr)	.863
1979	Jim Spanarkel (Sr)	.734
1980	Mike Gminski (Sr)	.841
1981	Tom Emma (So)	.861
▲ 1982	Chip Engelland (Jr)	.875
1983	Mark Alarie (Fr)	.813
1984	Johnny Dawkins (So)	.831
1985	Johnny Dawkins (Jr)	.795
1986	Mark Alarie (Sr)	.822
▲ 1987	Danny Ferry (So)	.844
1988	Danny Ferry (Jr)	.828
1989	Phil Henderson (Jr)	.764
▲ 1990	Christian Laettner (So)	.836
1991	Billy McCaffrey (So)	.832
1992	Christian Laettner (Sr)	.815
1993	Bobby Hurley (Sr)	.803
1994	Cherokee Parks (Jr)	.772
1995	Trajan Langdon (Fr)	.786
1996	Taymon Domzalski (Fr)	.818
▲ 1997	Trajan Langdon (So)	.897
1998	Trajan Langdon (Jr)	.886
1999	Trajan Langdon (Sr)	.842
2000	Shane Battier (Jr)	.817
2001	Nate James (Sr)	.799
2002	Carlos Boozer (Jr)	.754
▲ 2003	J.J. Redick (Fr)	.919
▲ 2004	J.J. Redick (So)	.953
▲ 2005	J.J. Redick (Jr)	.938
2006	J.J. Redick (Sr)	.863
2007	Jon Scheyer (Fr)	.846
2008	Jon Scheyer (So)	.889
2009	Jon Scheyer (Jr)	.836
▲ 2010	Jon Scheyer (Sr)	.878
2011	Kyrie Irving (Fr)	.901
2012	Seth Curry (Jr)	.873

### Rebounds

1952	Bernie Janicki (So)	476
1953	Bernie Janicki (Jr)	272
1954	Ronnie Mayer (So)	265
1955	Ronnie Mayer (Jr)	348
1956	Junior Morgan (Sr)	256
1957	Jim Newcome (Jr)	273
1958	Jim Newcome (Sr)	237
1959	Carroll Youngkin (So)	277
1960	Carroll Youngkin (Jr)	278
1961	Carroll Youngkin (Sr)	274
1962	Art Heyman (Jr)	269
1963	Art Heyman (Sr)	324
1964	Jay Buckley (Sr)	278
1965	Jack Marin (Jr)	257
▲ 1966	Mike Lewis (So)	329
1967	Mike Lewis (Jr)	320
▲ 1968	Mike Lewis (Sr)	402
1969	Randy Denton (So)	358
1970	Randy Denton (Jr)	324
1971	Randy Denton (Sr)	385
1972	Alan Shaw (Jr)	308
1973	Bob Fleischer (So)	221
1974	Bob Fleischer (Jr)	323
1975	Bob Fleischer (Sr)	273



## MEDIA GUIDE

1976	George Moses (Sr)	262
1977	Mike Gminski (Fr)	289
▲ 1978	Mike Gminski (So)	319
1979	Mike Gminski (Jr)	275
1980	Mike Gminski (Sr)	359
1981	Kenny Dennard (Sr)	206
1982	Vince Taylor (Sr)	133
1983	Mark Alarie (Fr)	181
1984	Mark Alarie (So)	245
1985	Jay Bilas (Jr)	186
1986	Mark Alarie (Sr)	249
1987	Danny Ferry (So)	256
1988	Danny Ferry (Jr)	266
1989	Danny Ferry (Sr)	260
1990	Christian Laettner (So)	364
1991	Christian Laettner (Jr)	340
1992	Christian Laettner (Sr)	275
1993	Cherokee Parks (So)	220
1994	Cherokee Parks (Jr)	284
1995	Cherokee Parks (Sr)	289
1996	Greg Newton (Jr)	255
1997	Greg Newton (Sr)	184
1998	Shane Battier (Fr)	230
1999	Elton Brand (So)	382
2000	Carlos Boozer (Fr)	213
2001	Shane Battier (Sr)	285
2002	Carlos Boozer (Jr)	303
2003	Shelden Williams (Fr)	195
2004	Shelden Williams (So)	314
▲ 2005	Shelden Williams (Jr)	369
▲ 2006	Shelden Williams (Sr)	384
2007	Josh McRoberts (So)	260
2008	Kyle Singler (Fr)	198
2009	Kyle Singler (So)	284
2010	Brian Zoubek (Sr)	309
2011	Mason Plumlee (So)	309
2012	Mason Plumlee (Jr)	312

### Assists

1969	Dick DeVenzio (So)	169
1970	Dick DeVenzio (Jr)	104
1971	Dick DeVenzio (Sr)	115
1972	Gary Melchionni (Jr)	58
1973	Gary Melchionni (Sr)	84
1974	Kevin Billerman (Jr)	112
1975	Kevin Billerman (Sr)	99
1976	Tate Armstrong (Jr)	120
1977	Jim Spanarkel (So)	96
1978	Jim Spanarkel (Jr)	126
1979	Jim Spanarkel (Sr)	112
1980	Bob Bender (Sr)	159
1981	Tom Emma (So)	71
1982	Tom Emma (Jr)	85
1983	Johnny Dawkins (Fr)	134
1984	Tommy Amaker (Fr)	163
1985	Tommy Amaker (So)	184
1986	Tommy Amaker (Jr)	241
1987	Danny Ferry (So)	141
1988	Quin Snyder (Jr)	198
1989	Quin Snyder (Sr)	223
1990	Bobby Hurley (Fr)	288
1991	Bobby Hurley (So)	289
▲ 1992	Bobby Hurley (Jr)	237
▲ 1993	Bobby Hurley (Sr)	262
1994	Grant Hill (Sr)	176
1995	Jeff Capel (So)	126
1996	Chris Collins (Sr)	132
1997	Steve Wojciechowski (Jr)	176
1998	Steve Wojciechowski (Sr)	164
1999	William Avery (So)	196
2000	Jason Williams (Fr)	220
2001	Jason Williams (So)	237
2002	Chris Duhon (So)	208
2003	Chris Duhon (Jr)	212
2004	Chris Duhon (Sr)	225
2005	Daniel Ewing (Sr)	132
▲ 2006	Greg Paulus (Fr)	187
2007	Greg Paulus (So)	124
2008	Greg Paulus (Jr)	109
2009	Jon Scheyer (Jr)	102
2010	Jon Scheyer (Sr)	194
2011	Nolan Smith (Sr)	189
2012	Seth Curry (Jr)	83

### Turnovers

1981	Gene Banks (Sr)	79
1982	Tom Emma (Jr)	85

1983	Johnny Dawkins (Fr)	103
1984	Johnny Dawkins (So)	114
1985	Johnny Dawkins (Jr)	90
1986	Johnny Dawkins (Sr)	107
1987	Danny Ferry (So)	112
1988	Danny Ferry (Jr)	100
	Quin Snyder (Jr)	100
1989	Danny Ferry (Sr)	115
1990	Bobby Hurley (Fr)	166
1991	Bobby Hurley (So)	151
1992	Christian Laettner (Sr)	116
1993	Bobby Hurley (Sr)	108
1994	Grant Hill (Sr)	102
1995	Jeff Capel (So)	113
1996	Ricky Price (So)	87
1997	Jeff Capel (Sr)	74
1998	Roshawn McLeod (Sr)	68
1999	William Avery (So)	102
2000	Jason Williams (Fr)	139
2001	Jason Williams (So)	154
2002	Jason Williams (Jr)	131
2003	Chris Duhon (Jr)	98
2004	Chris Duhon (Sr)	104
2005	Daniel Ewing (Sr)	98
2006	Greg Paulus (Fr)	118
2007	Greg Paulus (So)	101
2008	DeMarcus Nelson (Sr)	84
2009	Kyle Singler (So)	92
2010	Kyle Singler (Jr)	79
2011	Nolan Smith (Sr)	118
2012	Austin Rivers (Fr)	79

### Blocked Shots

1976	Willie Hodge (Sr)	38
1977	Mike Gminski (Fr)	90
▲ 1978	Mike Gminski (So)	92
▲ 1979	Mike Gminski (Jr)	66
1980	Mike Gminski (Sr)	97
1981	Kenny Dennard (Sr)	10
1982	Allen Williams (Jr)	11
1983	Mark Alarie (Fr)	21
1984	Mark Alarie (So)	38
1985	Mark Alarie (Sr)	18
1986	Mark Alarie (Jr)	27
1987	Kevin Strickland (Jr)	24
	Marty Nessley (Sr)	24
1988	Danny Ferry (Jr)	24
1989	Robert Brickey (Jr)	30
1990	Alaa Abdelnaby (Sr)	48
1991	Christian Laettner (Jr)	44
1992	Cherokee Parks (Fr)	35
1993	Cherokee Parks (So)	64
1994	Cherokee Parks (Jr)	76
1995	Cherokee Parks (Sr)	55
1996	Greg Newton (Jr)	48
1997	Roshawn McLeod (Jr)	34
1998	Shane Battier (Fr)	53
1999	Elton Brand (So)	86
2000	Shane Battier (Jr)	70
2001	Shane Battier (Sr)	88
2002	Mike Dunleavy (Jr)	26
2003	Casey Sanders (Sr)	54
▲ 2004	Shelden Williams (So)	111
▲ 2005	Shelden Williams (Jr)	122
▲ 2006	Shelden Williams (Sr)	137
2007	Josh McRoberts (So)	82
2008	Gerald Henderson (So)	31
2009	Kyle Singler (So)	38
2010	Kyle Singler (Jr)	32
2011	Mason Plumlee (So)	62
2012	Mason Plumlee (Jr)	55

### Steals

1976	George Moses (Sr)	61
▲ 1977	Jim Spanarkel (So)	73
▲ 1978	Jim Spanarkel (Jr)	93
1979	Jim Spanarkel (Sr)	46
1980	Vince Taylor (So)	53
1981	Kenny Dennard (Sr)	47
1982	Vince Taylor (Sr)	44
1983	David Henderson (Fr)	27
1984	Tommy Amaker (Fr)	64
1985	Tommy Amaker (So)	56
1986	Tommy Amaker (Jr)	81
1987	Tommy Amaker (Sr)	58
1988	Quin Snyder (Jr)	56
1989	Quin Snyder (Sr)	73

1990	Bobby Hurley (Fr)	67
1991	Christian Laettner (Jr)	75
1992	Christian Laettner (Sr)	74
1993	Grant Hill (Jr)	64
1994	Grant Hill (Sr)	64
1995	Jeff Capel (So)	32
1996	Chris Collins (Sr)	37
▲ 1997	Steve Wojciechowski (Jr)	82
1998	Steve Wojciechowski (Sr)	74
1999	Shane Battier (So)	65
2000	Jason Williams (Fr)	81
2001	Shane Battier (Sr)	82
2002	Chris Duhon (So)	82
2003	Chris Duhon (Jr)	62
2004	Chris Duhon (Sr)	80
2005	Daniel Ewing (Sr)	65
2006	Sean Dockery (Sr)	61
2007	DeMarcus Nelson (Jr)	44
2008	DeMarcus Nelson (Sr)	53
2009	Jon Scheyer (Jr)	58
2010	Jon Scheyer (Sr)	65
2011	Seth Curry (So)	52
2012	Seth Curry (Jr)	43

### Personal Fouls

1969	Randy Denton (So)	88
1970	Larry Saunders (Jr)	71
1971	Randy Denton (Sr)	102
1972	Chris Redding (So)	88
1973	Kevin Billerman (So)	97
1974	Kevin Billerman (Jr)	101
1975	Willie Hodge (Jr)	93
1976	Willie Hodge (Sr)	106
1977	Mark Crow (Sr)	79
1978	Kenny Dennard (Fr)	112
1979	Kenny Dennard (So)	88
1980	Vince Taylor (So)	105
1981	Kenny Dennard (Sr)	99
1982	Vince Taylor (Sr)	84
1983	Jay Bilas (Fr)	102
1984	Dan Meagher (Jr)	118
1985	Jay Bilas (Jr)	96
1986	Danny Ferry (Fr)	119
	Mark Alarie (Sr)	119
1987	Quin Snyder (So)	97
1988	Robert Brickey (So)	103
1989	Quin Snyder (Sr)	112
1990	Christian Laettner (So)	120
1991	Christian Laettner (Jr)	111
1992	Grant Hill (So)	91
1993	Antonio Lang (Jr)	80
1994	Grant Hill (Sr)	85
1995	Erik Meek (Sr.)	103
1996	Taymon Domzalski (Fr)	111
1997	Roshawn McLeod (Jr)	105
1998	Roshawn McLeod (Sr)	102
1999	Corey Maggette (Fr)	99
2000	Carlos Boozer (Fr)	90
2001	Carlos Boozer (So)	91
2002	Carlos Boozer (Jr)	107
2003	Casey Sanders (Sr)	102
	Shelden Williams (Fr)	102
2004	Shelden Williams (So)	120
2005	Daniel Ewing (Sr)	99
2006	Shelden Williams (Sr)	114
2007	Greg Paulus (So)	94
2008	Kyle Singler (Fr)	104
2009	Kyle Singler (So)	99
2010	Brian Zoubek (Sr)	138
2011	Kyle Singler (Sr)	98
2012	Tyler Thornton (So)	95

### Charges Taken

1984	Dan Meagher (Jr)	22
1985	Dan Meagher (Sr)	25
1986	David Henderson (Sr)	22
1987	Billy King (Jr)	16
1988	Billy King (Sr)	25
1989	Danny Ferry (Sr)	22
1990	Bobby Hurley (Fr)	24
1991	Brian Davis (Jr)	16
1992	Brian Davis (Sr)	9
1993	Bobby Hurley (Sr)	15
1994	Cherokee Parks (Jr)	11
1995	Erik Meek (Sr)	13
1996	Greg Newton (Jr)	16

1997	Carmen Wallace (Sr)	10
	Steve Wojciechowski (Jr)	10
1998	Shane Battier (Fr)	29
1999	Shane Battier (So)	36
2000	Shane Battier (Jr)	20
2001	Shane Battier (Sr)	26
2002	Mike Dunleavy (Jr)	18
2003	Dahntay Jones (Sr)	16
2004	Shavlik Randolph (So)	15
2005	Shavlik Randolph (Jr)	22
2006	J.J. Redick (Sr)	12
2007	Greg Paulus (So)	10
2008	Kyle Singler (Fr)	19
2009	Gerald Henderson (Jr)	20
2010	Lance Thomas (Sr)	16
	Brian Zoubek (Sr)	16
2011	Ryan Kelly (So)	19
2012	Ryan Kelly (Jr)	14

### Dunks

1981	Gene Banks (Sr)	18
1982	Allen Williams (Sr)	7
1983	Mark Alarie (Fr)	9
1984	Mark Alarie (So)	48
1985	Johnny Dawkins (Jr)	15
1986	Johnny Dawkins (Sr)	29
	Mark Alarie (Sr)	29
1987	Robert Brickey (Fr)	17
1988	Robert Brickey (So)	34
1989	Robert Brickey (Jr)	56
1990	Robert Brickey (Sr)	40
	Alaa Abdelnaby (Sr)	40
1991	Grant Hill (Fr)	33
1992	Grant Hill (So)	48
1993	Grant Hill (Jr)	32
1994	Cherokee Parks (Jr)	33
1995	Cherokee Parks (Sr)	30
1996	Greg Newton (Jr)	23
1997	Chris Carrawell (Fr)	24
1998	Chris Carrawell (So)	22
1999	Elton Brand (So)	50
2000	Carlos Boozer (Fr)	40
2001	Carlos Boozer (Jr)	35
2002	Carlos Boozer (Sr)	41
2003	Dahntay Jones (Sr)	35
2004	Shelden Williams (So)	36
2005	Shelden Williams (Jr)	30
2006	Shelden Williams (Sr)	58
2007	Josh McRoberts (So)	42
2008	Gerald Henderson (So)	45
2009	Gerald Henderson (Jr)	42
2010	Miles Plumlee (So)	32
2011	Mason Plumlee (So)	46
2012	Mason Plumlee (Jr)	60

### Forced 5-Second Calls

1998	Steve Wojciechowski (Sr)	13
1999	William Avery (So)	4
2000	Jason Williams (Fr)	6
2001	Chris Duhon (Fr)	4
2002	Chris Duhon (So)	10
2003	Chris Duhon (Jr)	4
2004	Chris Duhon (Sr)	3
2005	Daniel Ewing (Sr)	2
	Sean Dockery (Jr)	2
	DeMarcus Nelson (Fr)	2
2006	Sean Dockery (Sr)	3
	Greg Paulus (Fr)	3
2007	Greg Paulus (So)	2
	Lance Thomas (Fr)	2
	Jon Scheyer (Fr)	2
2008	Greg Paulus (Jr)	4
2009	Greg Paulus (Sr)	1
	Elliot Williams (Fr)	1
2010	Nolan Smith (Jr)	2
2011	Nolan Smith (Sr)	2
2012	Quinn Cook (Fr)	1
	Austin Rivers (Fr)	1

All-Time Player Career Stats

Years	Name	G	MIN	FG	FGA	PCT	3PT	3PA	PCT	FT	FTA	PCT	OR	TR	AVG	AST	TO	PF	ST	BL	PTS	AVG
87-90	Abdelnaby, Alaa	134	1989	448	748	.599	0	0	.000	241	331	.728	184	494	3.7	47	142	276	50	70	1137	8.5
83-86	Alarie, Mark	133	4042	828	1505	.550	0	2	.000	480	602	.797	0	833	6.3	152	268	387	121	104	2136	16.1
59-61	Albright, Doug	30	0	9	26	.346	0	0	.000	12	23	.522	0	31	1.0	0	0	17	0	0	30	1.0
56-58	Allen, Bucky	36	0	89	209	.426	0	0	.000	149	206	.723	0	91	2.5	0	0	54	0	0	327	9.1
50-51	Allen, Dayton	58	0	136	177	.768	0	0	.000	104	0	.000	0	0	0.0	0	0	118	0	0	376	6.5
40-42	Allen, J. Clyde	50	0	139	0	.000	0	0	.000	73	0	.000	0	0	0.0	0	0	0	0	0	351	7.0
64-66	Allen, Phil	27	0	17	37	.459	0	0	.000	11	13	.846	0	19	0.7	0	0	16	0	0	45	1.7
84-87	Amaker, Tommy	138	4666	456	990	.461	44	103	.427	212	268	.791	24	308	2.2	708	336	261	259	11	1168	8.5
82-85	Anderson, Todd	81	676	40	96	.417	0	0	.000	55	77	.714	0	117	1.4	6	33	99	11	8	135	1.7
48-48	Armour, Bill	11	0	4	0	.000	0	0	.000	1	0	.000	0	0	0.0	0	0	0	0	0	9	0.8
74-77	Armstrong, Tate	83	520	529	1020	.519	0	0	.000	246	306	.804	0	182	2.2	217	35	156	0	0	1304	15.7
37-37	Ashby,	4	0	1	0	.000	0	0	.000	1	0	.000	0	0	0.0	0	0	0	0	0	3	0.8
91-92	Ast, Christian	31	95	17	30	.567	1	8	.125	9	13	.692	7	24	0.8	2	10	13	1	4	44	1.4
43-46	Ausbon, Doug	27	0	30	0	.000	0	0	.000	7	0	.000	0	0	0.0	0	0	0	0	0	67	2.5
98-99	Avery, William	74	1884	303	655	.463	108	293	.369	163	208	.784	49	206	2.8	283	162	141	91	2	877	11.9
40-44	Bailey, Bill	6	0	12	0	.000	0	0	.000	2	0	.000	0	0	0.0	0	0	0	0	0	26	4.3
44-44	Balitsaris, George	21	0	13	0	.000	0	0	.000	5	0	.000	0	0	0.0	0	0	0	0	0	31	1.5
78-81	Banks, Gene	124	4285	827	1558	.531	0	0	.000	425	589	.722	0	985	7.9	360	399	337	37	9	2079	16.8
66-68	Barone, Tony	46	0	20	45	.444	0	0	.000	29	44	.659	0	28	0.6	0	0	54	0	0	69	1.5
57-59	Barrett, George	13	0	3	9	.333	0	0	.000	6	9	.667	0	22	1.7	0	0	17	0	0	12	0.9
58-60	Bateman, Larry	36	0	20	67	.299	0	0	.000	10	29	.345	0	82	2.3	0	0	50	0	0	50	1.4
00-99	Battler, Shane	146	4337	651	1303	.500	246	592	.416	436	561	.777	338	887	6.1	239	161	296	266	254	1984	13.6
59-61	Beal, Jay	22	0	15	46	.326	0	0	.000	17	24	.708	0	15	0.7	0	0	7	0	0	47	2.1
44-44	Beall, Curtis	6	0	0	0	.000	0	0	.000	0	0	.000	0	0	0.0	0	0	0	0	0	0	0.0
94-94	Beard, Joey	16	64	7	14	.500	0	2	.000	7	10	.700	2	8	0.5	3	10	4	4	0	21	1.3
75-78	Bell, Bruce	42	302	23	62	.371	0	0	.000	12	23	.522	0	26	0.6	37	32	33	0	0	58	1.4
53-56	Belmont, Joe	103	0	471	1259	.374	0	0	.000	396	547	.724	0	420	4.1	0	0	259	0	0	1338	13.0
78-80	Bender, Bob	83	2377	196	380	.516	0	0	.000	122	158	.772	0	116	1.4	332	169	188	0	0	514	6.2
37-39	Bergman, Sparky	58	0	141	0	.000	0	0	.000	62	0	.000	0	0	0.0	0	0	0	0	0	344	5.9
87-87	Berndt, Andy	6	9	0	2	.000	0	0	.000	0	0	.000	1	3	0.5	0	1	1	0	0	0	0.0
83-86	Bilas, Jay	127	2864	365	655	.557	0	0	.000	332	511	.650	0	692	5.4	56	167	379	54	37	1062	8.4
73-75	Billerman, Kevin	78	0	291	659	.442	0	0	.000	211	264	.799	0	174	2.2	270	0	287	0	0	793	10.2
55-55	Blackburn, Tom	11	0	4	10	.400	0	0	.000	3	10	.300	0	1	0.1	0	0	1	0	0	11	1.0
70-70	Blackman, Don	25	0	53	111	.477	0	0	.000	50	70	.714	0	131	5.2	8	0	45	0	0	156	6.2
92-95	Blakeney, Kenny	93	1065	105	229	.459	20	59	.339	67	105	.638	42	124	1.3	110	108	96	33	4	297	3.2
44-44	Bledsoe, Gene	17	0	47	0	.000	0	0	.000	19	0	.000	0	0	0.0	0	0	0	0	0	113	6.6
06-06	Boateng, Eric	20	50	6	7	.857	0	0	.000	2	2	1.000	4	12	0.6	1	5	11	1	0	14	0.7
00-02	Boozer, Carlos	101	2620	554	878	.631	0	2	.000	398	537	.741	260	724	7.2	115	157	288	95	72	1506	14.9
00-04	Borman, Andy	40	78	5	9	.556	3	6	.500	4	7	.571	4	12	0.3	5	8	6	1	0	17	0.4
38-40	Bowman, Jim	11	0	4	0	.000	0	0	.000	2	0	.000	0	0	0.0	0	0	0	0	0	10	0.9
51-51	Boyce, Rod	8	0	3	9	.333	0	0	.000	1	5	.200	0	0	0.0	0	0	12	0	0	7	0.9
58-59	Boyd, Jack	27	0	42	142	.296	0	0	.000	21	37	.568	0	47	1.7	0	0	59	0	0	105	3.9
06-07	Boykin, Jamal	29	100	10	19	.526	0	0	.000	9	10	.900	11	32	1.1	2	8	21	4	7	29	1.0
98-99	Brand, Elton	60	1634	355	580	.612	0	0	.000	262	390	.672	215	536	8.9	51	101	150	81	113	972	16.2
46-46	Brand, Joe	6	0	6	0	.000	0	0	.000	2	0	.000	0	0	0.0	0	0	0	0	0	14	2.3
87-90	Brickey, Robert	134	3039	484	884	.548	2	9	.222	329	531	.620	268	649	4.8	146	274	334	115	90	1299	9.7
93-93	Brown, Kenney	15	31	0	5	.000	0	1	.000	4	9	.444	2	5	0.3	0	1	3	0	0	4	0.3
40-41	Brown, Ray	30	0	22	0	.000	0	0	.000	10	0	.000	0	0	0.0	0	0	0	0	0	54	1.8
44-44	Bruce,	1	0	0	0	.000	0	0	.000	0	0	.000	0	0	0.0	0	0	0	0	0	0	0.0
46-46	Brunner, George	16	0	12	0	.000	0	0	.000	7	0	.000	0	0	0.0	0	0	0	0	0	31	1.9
93-96	Brunson, Stan	36	208	5	22	.227	0	0	.000	7	12	.583	25	50	1.4	4	13	37	3	0	17	0.5
82-85	Bryan, Jay	57	244	20	57	.351	0	1	.000	22	50	.440	0	44	0.8	9	19	57	9	0	62	1.1
99-99	Bryant, D.	13	30	3	9	.333	1	3	.333	1	4	.250	0	3	0.2	2	3	4	1	0	8	0.6
56-57	Bryson, Ed	13	0	2	20	.100	0	0	.000	0	0	.000	0	8	0.6	0	0	12	0	0	4	0.3
88-91	Buckley, Clay	86	439	51	85	.600	0	0	.000	46	79	.582	37	88	1.0	12	25	44	13	6	148	1.7
62-64	Buckley, Jay	85	0	352	617	.571	0	0	.000	222	391	.568	0	714	8.4	0	0	241	0	0	926	10.9
00-03	Buckner, Andre	84	260	16	48	.333	5	16	.313	18	35	.514	7	30	0.4	27	23	26	13	1	55	0.7
56-56	Buhowsky, Tony	15	0	10	39	.256	0	0	.000	7	14	.500	0	33	2.2	0	0	28	0	0	27	1.8
74-74	Burch, Edgar	23	0	72	180	.400	0	0	.000	13	20	.650	0	33	1.4	27	0	34	0	0	157	6.8
72-74	Burdette, Jeff	57	0	22	84	.262	0	0	.000	15	41	.366	0	35	0.6	66	0	92	0	0	59	1.0
98-99	Burgess, Chris	75	1061	150	266	.564	3	9	.333	64	147	.435	106	268	3.6	49	62	127	44	58	367	4.9
87-89	Burgin, George	38	93	11	19	.579	0	0	.000	6	21	.286	7	17	0.4	4	6	10	4	6	28	0.7
92-92	Burt, Ron	19	38	3	11	.273	0	0	.000	4	4	1.000	0	2	0.1	8	4	3	1	1	10	0.5
97-99	Caldbeck, Justin	28	70	5	13	.385	0	0	.000	3	8	.375	5	15	0.5	3	5	5	1	1	13	0.5
00-99	Caldbeck, Ryan	33	73	2	15	.133	1	10	.100	3	7	.429	1	13	0.4	2	1	3	1	0	8	0.2
49-49	Campbell, Ray	1	0	0	0	.000	0	0	.000	0	0	.000	0	0	0.0	0	0	0	0	0	0	0.0
60-61	Cantwell, John	38	0	50	129	.388	0	0	.000	14	24	.583	0	24	0.6	0	0	35	0	0	114	3.0
94-97	Capel, Jeff	129	3775	580	1362	.426	220	553	.398	221	327	.676	124	390	3.0	433	328	269	110	18	1601	12.4
71-71	Carr, Judge	1	0	0	0	.000	0	0	.000	0	0	.000	0	1	1.0	0	0	0	0	0	0	0.0
00-99	Carrawell, Chris	136	3541	542	1115	.486	62	172	.360	309	463	.667	211	608	4.5	309	231	206	105	114	1455	10.7
43-45	Carver, Gordon	78	0	374	0	.000	0	0	.000	138	0	.000	0	0	0.0	0	0	0	0	0	886	11.4
53-56	Cashman, Don																					

# MEDIA GUIDE

# 2012-13 DUKE MEN'S BASKETBALL

Years	Name	G	MIN	FG	FGA	PCT	3PT	3PA	PCT	FT	FTA	PCT	OR	TR	AVG	AST	TO	PF	ST	BL	PTS	AVG
56-58	Clement, Hayes	48	0	104	266	.391	0	0	.000	83	125	.664	0	224	4.7	0	0	111	0	0	291	6.1
43-43	Coleman, Jack	16	0	51	0	.000	0	0	.000	13	0	.000	0	0	0.0	0	0	0	0	0	115	7.2
47-49	Collins, Ben	77	0	259	0	.000	0	0	.000	154	0	.000	0	0	0.0	0	0	0	0	0	672	8.7
93-96	Collins, Chris	120	2874	357	867	.412	209	539	.388	168	236	.712	55	243	2.0	291	175	167	108	3	1091	9.1
87-87	Colonna, Dave	2	2	0	0	.000	0	0	.000	0	0	.000	0	0	0.0	0	0	1	0	0	0	0.0
39-41	Connelly, Tom	55	0	31	0	.000	0	0	.000	26	0	.000	0	0	0.0	0	0	0	0	0	88	1.6
73-74	Cook, Bob	16	0	9	22	.409	0	0	.000	0	0	.000	0	13	0.8	0	0	8	0	0	18	1.1
88-90	Cook, Joe	48	286	28	67	.418	3	7	.429	23	33	.697	12	36	0.8	35	37	25	19	1	82	1.7
12-12	Cook, Quinn	33	387	47	116	.405	14	56	.250	38	49	.776	6	34	1.0	63	18	26	14	2	146	4.1
46-46	Cordell, Tom	19	0	21	0	.000	0	0	.000	7	0	.000	0	0	0.0	0	0	0	0	0	49	2.6
80-80	Corrigan, Jim	9	22	1	1	1.000	0	0	.000	2	2	1.000	0	1	0.1	3	2	3	0	0	4	0.4
46-46	Corrington, Jim	6	0	0	0	.000	0	0	.000	0	0	.000	0	0	0.0	0	0	0	0	0	0	0.0
39-40	Cowdrick, Tom	3	0	0	0	.000	0	0	.000	1	0	.000	0	0	0.0	0	0	0	0	0	1	0.3
61-63	Cox, Fred	11	0	3	6	.500	0	0	.000	1	2	.500	0	3	0.3	0	0	6	0	0	7	0.6
62-64	Cox, Ray	39	0	13	31	.419	0	0	.000	7	14	.500	0	25	0.6	0	0	20	0	0	33	0.8
49-49	Crigler, Benner	1	0	0	0	.000	0	0	.000	0	0	.000	0	0	0.0	0	0	0	0	0	0	0.0
74-77	Crow, Mark	87	841	341	675	.505	0	0	.000	138	174	.793	0	346	4.0	116	63	225	0	0	820	9.4
50-52	Crowder, Dick	93	0	258	492	.524	0	0	.000	116	127	.913	0	220	2.4	28	0	264	0	0	632	6.8
84-84	Crump, Vince	7	12	0	0	.000	0	0	.000	1	3	.333	0	1	0.1	0	1	0	0	0	1	0.1
44-44	Curry, Pat	3	0	2	0	.000	0	0	.000	0	0	.000	0	0	0.0	0	0	0	0	0	4	1.3
11-12	Curry, Seth	71	1950	245	583	.420	128	314	.408	170	203	.837	40	156	2.2	157	104	136	95	12	782	11.0
09-10	Czyz, Olek	19	112	10	25	.400	1	7	.143	2	6	.333	10	24	1.3	8	11	6	2	1	23	1.2
52-54	D'Emilio, Rudy	80	0	393	1125	.349	0	0	.000	242	363	.667	0	330	4.1	100	0	227	0	0	1028	12.9
06-10	Davidson, Jordan	55	101	4	13	.308	2	5	.400	8	14	.571	3	9	0.2	6	8	9	3	0	18	0.3
04-05	Davidson, Patrick	29	51	0	5	.000	0	2	.000	4	4	1.000	0	5	0.2	1	1	4	1	0	4	0.1
89-92	Davis, Brian	141	2788	326	701	.465	9	44	.205	291	424	.686	175	434	3.1	181	178	258	119	24	952	6.8
10-12	Dawkins, Andre	109	2015	246	574	.428	167	416	.401	93	123	.756	26	183	1.7	55	70	157	46	8	752	6.9
83-86	Dawkins, Johnny	133	4749	1026	2019	.508	19	54	.352	485	614	.790	0	536	4.0	555	414	270	168	24	2556	19.2
71-71	Dawson, Jeff	30	0	124	289	.429	0	0	.000	40	50	.800	0	53	1.8	29	0	45	0	0	288	9.6
52-54	Decker, Marv	60	0	112	244	.459	0	0	.000	88	121	.727	0	350	5.8	3	0	125	0	0	312	5.2
51-52	Deimling, Kes	60	0	101	271	.373	0	0	.000	94	129	.729	0	123	2.1	20	0	141	0	0	296	4.9
04-04	Deng, Luol	37	1149	210	442	.475	40	111	.360	98	138	.710	82	255	6.9	68	83	82	49	39	558	15.1
78-81	Dennard, Kenny	117	3514	452	881	.513	0	0	.000	153	260	.588	0	671	5.7	232	246	383	47	10	1057	9.0
69-71	Denton, Randy	84	0	693	1295	.535	0	0	.000	272	400	.680	0	1067	12.7	56	0	259	0	0	1658	19.7
69-71	DeVenzio, Dick	81	0	294	634	.464	0	0	.000	105	138	.761	0	170	2.1	388	0	218	0	0	693	8.6
03-06	Dockery, Sean	133	2705	230	514	.447	65	178	.365	121	182	.665	88	281	2.1	234	149	295	194	13	646	4.9
54-55	Doherty, Marty	52	0	113	260	.435	0	0	.000	63	96	.656	0	245	4.7	0	0	145	0	0	289	5.6
96-99	Domzalski, Taymon	100	1301	154	292	.527	0	0	.000	116	158	.734	143	336	3.4	16	82	239	42	64	424	4.2
70-72	Doughty, Pat	23	0	8	22	.364	0	0	.000	10	22	.455	0	9	0.4	11	0	20	0	0	26	1.1
51-51	Downing, Bill	7	0	1	8	.125	0	0	.000	1	1	1.000	0	0	0.0	0	0	4	0	0	3	0.4
53-54	Driesell, Charles	45	0	65	157	.414	0	0	.000	51	102	.500	0	107	2.4	0	0	76	0	0	181	4.0
40-40	Dubois, Lou	3	0	1	0	.000	0	0	.000	1	0	.000	0	0	0.0	0	0	0	0	0	3	1.0
48-49	Duff, Bob	20	0	24	0	.000	0	0	.000	16	0	.000	0	0	0.0	0	0	0	0	0	64	3.2
01-04	Duhon, Chris	144	4813	432	1033	.418	162	505	.321	242	349	.693	109	489	3.4	819	355	268	301	16	1268	8.8
00-02	Dunleavy, Mike	104	2995	499	1050	.475	179	483	.371	194	278	.698	145	601	5.8	225	202	213	166	55	1371	13.2
81-81	Dyke, Mack	3	4	1	1	1.000	0	0	.000	0	0	.000	0	0	0.0	0	0	1	0	0	2	0.7
37-38	Edwards, Mouse	38	0	61	0	.000	0	0	.000	33	0	.000	0	0	0.0	0	0	0	0	0	155	4.1
72-72	Edwards, Zeno	9	0	0	2	.000	0	0	.000	4	4	1.000	0	3	0.3	3	0	2	0	0	4	0.4
80-83	Emma, Tom	110	2818	273	625	.437	24	55	.436	214	254	.843	0	196	1.8	245	159	259	57	7	784	7.1
50-51	Engberg, John	32	0	27	74	.365	0	0	.000	34	36	.944	0	0	0.0	0	0	56	0	0	88	2.8
80-83	Engelland, Chip	113	2472	411	793	.518	41	74	.554	162	191	.848	0	148	1.3	168	118	174	45	5	1025	9.1
87-87	Essex, Rey	6	8	1	2	.500	0	0	.000	1	4	.250	2	7	1.1	0	0	0	0	0	3	0.5
69-70	Evans, Brad	50	0	133	281	.473	0	0	.000	88	154	.571	0	120	2.4	105	0	86	0	0	354	7.1
02-05	Ewing, Daniel	138	3825	538	1246	.432	217	554	.392	302	405	.746	117	382	2.8	293	258	365	191	24	1595	11.6
49-49	Farinella, Don	2	0	1	0	.000	0	0	.000	0	0	.000	0	0	0.0	0	0	0	0	0	2	1.0
63-65	Ferguson, Denny	81	0	184	402	.458	0	0	.000	41	56	.732	0	136	1.7	0	0	124	0	0	409	5.0
86-89	Ferry, Danny	143	4308	810	1675	.484	108	278	.388	427	551	.775	236	1003	7.0	506	396	394	169	71	2155	15.1
65-65	Fitts, Burton	3	0	1	3	.333	0	0	.000	0	0	.000	0	1	0.3	0	0	3	0	0	2	0.7
73-75	Fleischer, Bob	78	0	441	789	.559	0	0	.000	257	333	.772	0	817	10.5	125	0	226	0	0	1139	14.6
50-52	Fleming, Bill	75	0	164	458	.358	0	0	.000	121	192	.630	0	291	3.9	65	0	210	0	0	449	6.0
38-40	Flentye, Bill	12	0	3	0	.000	0	0	.000	0	0	.000	0	0	0.0	0	0	0	0	0	6	0.5
82-84	Ford, Richard	21	39	0	16	.000	0	0	.000	4	4	1.000	0	4	0.2	4	6	6	1	0	4	0.2
73-76	Fox, Paul	68	0	58	121	.479	0	0	.000	34	57	.596	0	71	1.0	24	0	87	0	0	150	2.2
67-67	Francis, Bob	1	0	1	2	.500	0	0	.000	3	3	1.000	0	4	0.3	0	0	1	0	0	5	5.0
82-82	Franke, Ned	3	3	1	1	1.000	0	0	.000	0	0	.000	0	1	0.3	0	0	0	0	0	2	0.7
59-61	Frye, John	81	0	267	699	.382	0	0	.000	232	326	.712	0	211	2.6	0	0	172	0	0	766	9.5
42-44	Gantt, Bob	46	0	174	0	.000	0	0	.000	29	0	.000	0	0	0.0	0	0	0	0	0	377	8.2
43-44	Gantt, Samuel	11	0	6	0	.000	0	0	.000	2	0	.000	0	0	0.0	0	0	0	0	0	14	1.3
12-12	Gbinije, Michael	19	111	11	20	.550	4	10	.400	7	7	1.000	5	16	0.8	3	8	19	3	1	33	1.7
62-62	Gebbie, Tom	3	0	1	2	.500	0	0	.000	1	2	.500	0	0	0.0	0	0	0	0	0	3	1.0
43-44	Gilbert, Richard	40	0	38	0	.000	0															

Years	Name	G	MIN	FG	FGA	PCT	3PT	3PA	PCT	FT	FTA	PCT	OR	TR	AVG	AST	TO	PF	ST	BL	PTS	AVG
11-12	Hairston, Josh	56	411	44	105	.419	0	1	.000	29	47	.617	39	75	1.3	8	23	65	8	5	117	2.1
77-77	Hall, Cameron	27	418	47	94	.500	0	0	.000	22	39	.564	0	56	2.1	20	30	71	0	0	116	4.3
96-96	Hall, Jeremy	10	14	1	2	.500	0	0	.000	2	2	1.000	1	1	0.1	1	0	0	0	0	4	0.4
62-62	Hamilton, Roger	3	0	1	3	.333	0	0	.000	0	0	.000	0	0	0.0	0	0	1	0	0	2	0.7
77-79	Hardy, Rob	28	79	10	21	.476	0	0	.000	2	5	.400	0	12	0.4	5	6	21	0	0	22	0.8
44-44	Harner, Harry	25	0	63	0	.000	0	0	.000	34	0	.000	0	0	0.0	0	0	0	0	0	160	6.4
78-79	Harrell, John	63	1206	92	185	.497	0	0	.000	47	62	.758	0	53	0.8	98	64	111	0	0	231	3.7
56-58	Harris, Bobby Joe	75	0	288	768	.375	0	0	.000	168	225	.747	0	253	3.4	0	0	200	0	0	744	9.9
62-64	Harrison, Buzzy	83	0	284	589	.482	0	0	.000	107	150	.713	0	267	3.2	0	0	137	0	0	675	8.1
64-64	Harscher, Frank	15	0	8	21	.381	0	0	.000	7	8	.875	0	5	0.3	0	0	5	0	0	23	1.5
96-99	Heaps, Jay	30	69	2	6	.333	1	2	.500	3	10	.300	2	7	0.2	13	9	14	4	1	8	0.3
40-40	Heath, John	1	0	0	0	.000	0	0	.000	0	0	.000	0	0	0.0	0	0	0	0	0	0	0.0
83-86	Henderson, David	128	3325	586	1208	.485	9	33	.273	389	554	.702	0	513	4.0	263	327	332	151	10	1570	12.3
07-09	Henderson, Gerald	103	2607	456	995	.458	69	210	.329	281	398	.706	124	435	4.2	182	191	179	101	69	1262	12.3
87-90	Henderson, Phil	115	2886	510	1053	.484	128	320	.400	249	320	.778	130	330	2.9	217	246	225	129	20	1397	12.1
38-38	Hendrickson, Abe	20	0	9	0	.000	0	0	.000	10	0	.000	0	0	0.0	0	0	0	0	0	28	1.4
63-65	Herbster, Ron	85	0	98	225	.436	0	0	.000	85	123	.691	0	105	1.2	0	0	79	0	0	281	3.3
37-37	Herrick, Albert	21	0	30	0	.000	0	0	.000	20	0	.000	0	0	0.0	0	0	0	0	0	80	3.8
61-63	Heyman, Art	79	0	713	1580	.451	0	0	.000	558	853	.654	0	865	10.9	0	0	214	0	0	1984	25.1
49-49	Hibblitts, Harold	18	0	19	0	.000	0	0	.000	9	0	.000	0	0	0.0	0	0	0	0	0	47	2.6
91-94	Hill, Grant	129	3922	745	1400	.532	44	117	.376	390	559	.698	203	769	6.0	461	319	316	218	133	1924	14.9
90-93	Hill, Thomas	141	3462	590	1137	.519	95	246	.386	319	443	.720	174	488	3.5	177	189	264	194	49	1594	11.3
38-40	Hobgood, Lang	18	0	7	0	.000	0	0	.000	5	0	.000	0	0	0.0	0	0	0	0	0	19	1.1
73-76	Hodge, Willie	102	0	463	906	.511	0	0	.000	191	263	.726	0	605	5.9	100	0	287	0	0	1117	11.0
37-38	Hoffman, John	45	0	45	0	.000	0	0	.000	30	0	.000	0	0	0.0	0	0	0	0	0	120	2.7
39-41	Holley, Chuck	69	0	178	0	.000	0	0	.000	75	0	.000	0	0	0.0	0	0	0	0	0	431	6.2
44-44	Hollingsworth, Wright	11	0	6	0	.000	0	0	.000	0	0	.000	0	0	0.0	0	0	0	0	0	12	1.1
00-04	Horvath, Nick	133	1193	124	277	.448	30	124	.242	69	111	.622	105	276	2.1	44	66	179	42	45	347	2.6
41-43	Hubbell, David	20	0	6	0	.000	0	0	.000	1	0	.000	0	0	0.0	0	0	0	0	0	13	0.7
48-50	Hughes, Tommy	72	0	179	0	.000	0	0	.000	175	0	.000	0	0	0.0	0	0	58	0	0	533	7.4
90-93	Hurley, Bobby	140	4802	513	1252	.410	264	652	.405	441	568	.776	54	306	2.2	1076	534	320	202	5	1731	12.4
59-61	Hurt, Howard	80	0	420	1070	.393	0	0	.000	255	341	.748	0	575	7.2	0	0	205	0	0	1095	13.7
44-44	Hyde, Henry	25	0	25	0	.000	0	0	.000	3	0	.000	0	0	0.0	0	0	0	0	0	53	2.1
11-11	Irving, Kyrie	11	303	55	104	.529	18	39	.462	64	71	.901	6	37	3.4	47	27	23	16	6	192	17.5
83-83	Jackman, Bill	27	286	36	91	.396	5	9	.556	10	10	1.000	0	44	1.6	9	19	31	8	1	87	3.2
68-70	Jackson, Doug	4	0	3	10	.300	0	0	.000	0	0	.000	0	4	1.0	0	0	4	0	0	6	1.5
00-99	James, Nate	135	2813	387	818	.473	111	331	.335	231	315	.733	221	500	3.7	147	199	222	147	27	1116	8.3
62-63	Jameson, Bob	30	0	19	32	.594	0	0	.000	12	24	.500	0	53	1.8	0	0	48	0	0	50	1.7
52-54	Janicki, Bernie	83	0	480	1283	.374	0	0	.000	287	429	.669	0	923	11.1	42	0	255	0	0	1247	15.0
42-43	Jarvis,	3	0	0	0	.000	0	0	.000	1	0	.000	0	0	0.0	0	0	0	0	0	1	0.3
60-60	Johnson, C.B.	1	0	0	0	.000	0	0	.000	0	0	.000	0	0	0.0	0	0	1	0	0	0	0.0
51-52	Johnson, Dick	58	0	81	238	.340	0	0	.000	34	54	.630	0	38	0.7	58	0	112	0	0	196	3.4
03-06	Johnson, Patrick	53	147	10	12	.833	0	0	.000	6	10	.600	13	35	0.7	6	5	27	1	5	26	0.5
07-10	Johnson, Steve	21	39	2	4	.500	0	0	.000	3	5	.600	1	4	0.2	0	0	2	2	1	7	0.3
02-03	Jones, Dahntay	68	2026	351	724	.485	59	170	.347	214	289	.740	101	326	4.8	69	121	202	66	35	975	14.3
58-59	Joyce, Marty	18	0	6	32	.188	0	0	.000	6	12	.500	0	14	0.8	0	0	13	0	0	18	1.0
55-56	Kalbfus, Jack	38	0	112	260	.431	0	0	.000	67	124	.540	0	116	3.1	0	0	68	0	0	291	7.7
59-62	Kast, Fred	57	0	102	295	.346	0	0	.000	39	60	.650	0	167	2.9	0	0	66	0	0	243	4.3
69-71	Katherman, Rick	82	0	447	965	.463	0	0	.000	111	144	.771	0	362	4.4	65	0	186	0	0	1005	12.3
46-46	Kaufman,	2	0	1	0	.000	0	0	.000	1	0	.000	0	0	0.0	0	0	0	0	0	3	1.5
10-12	Kelly, Ryan	103	1773	218	470	.464	67	186	.360	150	187	.802	104	343	3.3	79	81	182	57	96	653	6.3
66-68	Kennedy, Joe	62	0	177	429	.413	0	0	.000	100	130	.769	0	265	4.3	0	0	119	0	0	454	7.3
85-88	King, Billy	135	2825	234	464	.504	0	1	.000	134	280	.479	75	390	2.9	251	180	292	140	45	602	4.5
08-08	King, Taylor	34	330	63	152	.414	43	114	.377	17	29	.586	23	68	2.0	14	19	32	11	14	186	5.5
59-61	Kistler, Doug	81	0	388	864	.449	0	0	.000	156	240	.650	0	756	9.3	0	0	223	0	0	932	11.5
63-65	Kitching, Brent	61	0	91	210	.433	0	0	.000	53	74	.716	0	103	1.7	0	0	62	0	0	235	3.9
46-47	Koffenberger, Ed	54	0	280	0	.000	0	0	.000	173	0	.000	0	0	0.0	0	0	0	0	0	733	13.6
66-68	Kolodziej, Tim	60	0	130	300	.433	0	0	.000	157	207	.758	0	230	3.8	0	0	131	0	0	417	7.0
88-91	Koubek, Greg	147	2064	252	591	.426	80	214	.374	133	183	.727	125	364	2.5	104	134	213	68	12	717	4.9
73-75	Kramer, Pete	76	0	338	697	.485	0	0	.000	110	145	.759	0	253	3.3	117	0	166	0	0	786	10.3
68-70	Kuhlmeier, Ray	29	0	38	91	.418	0	0	.000	15	19	.789	0	30	1.0	17	0	25	0	0	91	3.1
50-51	Kulpan, Red	58	0	79	130	.608	0	0	.000	69	0	.000	0	0	0.0	0	0	170	0	0	227	3.9
52-54	Lacy, Rudy	70	0	158	337	.469	0	0	.000	132	194	.680	0	264	3.8	9	0	136	0	0	448	6.4
89-92	Laettner, Christian	148	4049	834	1452	.574	79	163	.485	713	885	.806	374	1149	7.8	273	398	425	243	145	2460	16.6
55-58	Lakata, Bob	68	0	156	397	.393	0	0	.000	119	181	.657	0	394	5.8	0	0	155	0	0	431	6.3
53-55	Lamley, Herky	47	0	91	275	.331	0	0	.000	64	90	.711	0	212	4.5	0	0	76	0	0	246	5.2
43-43	Landesberg,	7	0	2	0	.000	0	0	.000	1	0	.000	0	0	0.0	0	0	0	0	0	5	0.7
91-94	Lang, Antonio	135	3020	367	644	.570	0	3	.000	278	422	.659	273	586	4.3	90	198	305	68	106	1012	7.5
95-99	Langdon, Trajan	136	3922	623	1380	.451	342	802	.426	386	448	.862	106	389	2.9	255	210	282	120	25	1974	14.5
45-45	Lapp, Bob	1	0	0	0	.000	0	0	.000	0	0	.000	0	0	0.0	0	0	0	0	0	0	0.0
43-44	Larkin, Sidney	10	0	5	0	.000	0	0	.													



# MEDIA GUIDE

# 2012-13 DUKE MEN'S BASKETBALL

Years	Name	G	MIN	FG	FGA	PCT	3PT	3PA	PCT	FT	FTA	PCT	OR	TR	AVG	AST	TO	PF	ST	BL	PTS	AVG
77-77	Mainwaring, Rick	8	20	0	1	.000	0	0	.000	3	4	.750	0	3	0.4	1	3	0	0	0	3	0.4
46-46	Major,	4	0	2	0	.000	0	0	.000	1	0	.000	0	0	0.0	0	0	0	0	0	5	1.3
63-64	Mann, Ted	29	0	6	30	.200	0	0	.000	8	15	.533	0	29	1.0	0	0	17	0	0	20	0.7
57-57	Marcovecchio, Joe	2	0	0	3	.000	0	0	.000	0	2	.000	0	1	0.5	0	0	3	0	0	0	0.0
64-66	Marin, Jack	86	0	513	1027	.500	0	0	.000	253	336	.753	0	695	8.1	0	0	219	0	0	1279	14.9
47-50	Martin, Bill	76	0	85	0	.000	0	0	.000	28	0	.000	0	0	0.0	0	0	9	0	0	198	2.6
53-56	Mayer, Ronnie	105	0	566	1342	.422	0	0	.000	515	673	.765	0	954	9.1	0	0	347	0	0	1647	15.7
65-65	McBride, Elliott	4	0	2	2	1.000	0	0	.000	3	3	1.000	0	0	0.0	0	0	1	0	0	7	1.8
90-91	McCaffrey, Bill	76	1471	253	538	.470	32	95	.337	153	188	.814	21	95	1.3	105	104	95	59	5	691	9.1
40-42	McCahan, Bill	58	0	85	0	.000	0	0	.000	49	0	.000	0	0	0.0	0	0	0	0	0	219	3.8
05-09	McClure, Dave	124	1736	113	235	.481	6	18	.333	46	86	.535	123	379	3.1	79	76	157	86	57	278	2.2
42-43	McGrane, Arthur	21	0	5	0	.000	0	0	.000	11	0	.000	0	0	0.0	0	0	0	0	0	21	1.0
65-67	McKaig, Stuart	49	0	23	55	.418	0	0	.000	14	29	.483	0	41	0.8	0	0	37	0	0	60	1.2
97-98	McLeod, Roshown	69	1649	338	687	.492	71	179	.397	194	262	.740	135	376	5.4	78	125	207	72	60	941	13.6
81-84	McNeely, Doug	85	1103	88	202	.436	0	0	.000	55	82	.671	0	163	1.9	46	81	166	47	3	231	2.7
06-07	McRoberts, Josh	69	2047	279	517	.540	10	36	.278	174	262	.664	130	449	6.5	167	131	190	80	128	742	10.8
82-85	Meagher, Dan	118	2583	275	596	.461	0	0	.000	206	323	.638	0	476	4.0	137	189	334	74	14	756	6.4
02-03	Means, Andy	17	47	4	9	.444	2	2	1.000	2	4	.500	5	14	0.8	2	3	3	3	0	12	0.7
92-95	Meek, Erik	121	1877	214	358	.598	0	0	.000	185	322	.575	222	520	4.3	49	100	241	55	73	613	5.1
71-73	Melchionni, Gary	77	0	305	685	.445	0	0	.000	193	231	.835	0	207	2.7	184	0	127	0	0	803	10.4
03-06	Melchionni, Lee	117	1649	165	426	.387	111	309	.359	80	121	.661	66	260	2.2	68	67	168	63	14	521	4.5
43-44	Metzler, Robert	18	0	4	0	.000	0	0	.000	2	0	.000	0	0	0.0	0	0	0	0	0	10	0.6
60-62	Mewhort, Buzz	71	0	128	274	.467	0	0	.000	90	141	.638	0	225	3.2	0	0	110	0	0	346	4.9
42-43	Miller, Alex	19	0	9	0	.000	0	0	.000	0	0	.000	0	0	0.0	0	0	0	0	0	18	0.9
57-58	Miller, Don	39	0	45	121	.372	0	0	.000	27	40	.675	0	63	1.6	0	0	36	0	0	117	3.0
37-39	Minor, Stoop	37	0	36	0	.000	0	0	.000	20	0	.000	0	0	0.0	0	0	0	0	0	92	2.5
40-41	Mock, Bill	48	0	125	0	.000	0	0	.000	40	0	.000	0	0	0.0	0	0	0	0	0	290	6.0
93-96	Moore, Tony	56	456	55	90	.611	0	0	.000	32	47	.681	49	106	1.9	24	34	61	11	26	142	2.5
54-56	Morgan, Junior	79	0	249	611	.408	0	0	.000	215	330	.652	0	643	8.1	0	0	260	0	0	713	9.0
59-61	Morgan, Merrill	29	0	30	87	.345	0	0	.000	10	17	.588	0	26	0.9	0	0	31	0	0	70	2.4
59-59	Morris, Johnny	1	0	0	1	.000	0	0	.000	0	0	.000	0	0	0.0	0	0	2	0	0	0	0.0
76-79	Morrison, Harold	93	929	89	230	.387	0	0	.000	62	94	.660	0	193	2.1	45	66	136	0	0	240	2.6
75-76	Moses, George	35	0	122	226	.540	0	0	.000	35	77	.455	0	316	9.0	90	0	113	61	0	279	8.0
44-44	Mote, Kelly	2	0	0	0	.000	0	0	.000	0	0	.000	0	0	0.0	0	0	0	0	0	0	0.0
44-44	Mott,	4	0	1	0	.000	0	0	.000	0	0	.000	0	0	0.0	0	0	0	0	0	2	0.5
39-41	Moyer, Bob	16	0	5	0	.000	0	0	.000	2	0	.000	0	0	0.0	0	0	0	0	0	12	0.8
60-62	Mullen, Jack	56	0	107	248	.431	0	0	.000	49	99	.495	0	187	3.3	0	0	88	0	0	263	4.7
62-64	Mullins, Jeff	86	0	770	1495	.515	0	0	.000	344	452	.761	0	776	9.0	0	0	190	0	0	1884	21.9
64-64	Murray, Terry	1	0	0	1	.000	0	0	.000	0	0	.000	0	2	2.0	0	0	1	0	0	0	0.0
42-42	Nauman,	2	0	1	0	.000	0	0	.000	0	0	.000	0	0	0.0	0	0	0	0	0	2	1.0
46-46	Neighborgall,	4	0	0	0	.000	0	0	.000	0	0	.000	0	0	0.0	0	0	0	0	0	0	0.0
05-08	Nelson, DeMarcus	124	3254	473	1015	.466	124	332	.373	266	454	.586	177	606	4.9	222	255	265	145	40	1336	10.8
84-87	Nessley, Martin	92	731	86	180	.478	0	0	.000	52	83	.627	35	191	2.1	30	55	144	17	53	224	2.4
56-58	Newcome, Jim	75	0	335	836	.401	0	0	.000	156	256	.609	0	600	8.0	0	0	179	0	0	826	11.0
94-97	Newton, Greg	107	2006	310	545	.569	0	0	.000	192	315	.610	195	550	5.1	48	118	233	68	98	812	7.6
77-77	Northrop, Geoff	12	44	6	14	.429	0	0	.000	5	7	.714	0	8	0.7	2	6	12	0	0	17	1.4
05-05	Novick, Tom	2	0	0	0	.000	0	0	.000	0	0	.000	0	0	0.0	0	0	1	0	0	0	0.0
73-76	O'Connell, Dave	64	0	74	169	.438	0	0	.000	35	67	.522	0	78	1.2	23	0	79	0	0	183	2.9
71-72	O'Connor, Richie	47	0	237	543	.436	0	0	.000	170	232	.733	0	236	5.0	90	0	95	0	0	644	13.7
37-39	O'Mara, Bob	53	0	93	0	.000	0	0	.000	35	0	.000	0	0	0.0	0	0	0	0	0	221	4.2
43-43	Osborn,	1	0	1	0	.000	0	0	.000	0	0	.000	0	0	0.0	0	0	0	0	0	2	2.0
04-07	Pagliuca, Joe	13	21	0	3	.000	0	1	.000	0	0	.000	0	1	1.0	0	0	2	0	0	0	0.0
89-91	Palmer, Crawford	82	670	75	126	.595	0	0	.000	45	70	.643	51	151	1.8	13	48	115	19	32	195	2.4
37-37	Parker, Ace	2	0	0	0	.000	0	0	.000	0	0	.000	0	0	0.0	0	0	0	0	0	0	0.0
92-95	Parks, Cherokee	131	3464	629	1142	.551	34	102	.333	351	465	.755	263	874	6.7	103	206	270	93	230	1643	12.5
38-40	Parsons, Bill	66	0	87	0	.000	0	0	.000	52	0	.000	0	0	0.0	0	0	0	0	0	226	3.4
06-09	Paulus, Greg	139	3752	376	907	.415	210	527	.398	231	298	.775	55	293	2.1	468	303	310	172	5	1193	8.6
49-49	Pergern, Ernest	16	0	8	0	.000	0	0	.000	8	0	.000	0	0	0.0	0	0	0	0	0	24	1.5
05-06	Perkins, Ross	11	17	1	3	.333	1	1	1.000	0	0	.000	0	2	0.2	0	1	2	0	0	3	0.3
96-96	Perry, Baker	5	5	2	2	1.000	1	1	1.000	1	1	1.000	0	1	0.2	0	0	2	0	0	6	1.2
10-11	Peters, Casey	17	25	0	0	.000	0	0	.000	0	0	.000	0	4	0.2	0	1	0	1	0	0	0.0
53-53	Peters, Tommy	9	0	3	6	.500	0	0	.000	4	6	.667	0	2	0.2	0	0	9	0	0	10	1.1
10-12	Plumlee, Mason	105	2393	304	545	.558	2	10	.200	159	315	.505	229	725	6.9	143	177	255	77	147	769	7.3
09-12	Plumlee, Miles	135	2144	262	471	.556	1	1	1.000	125	200	.625	254	654	4.8	44	140	306	64	87	650	4.8
06-09	Pocius, Martynas	81	532	51	129	.395	19	76	.250	21	26	.808	16	45	0.6	32	43	59	19	1	142	1.8
37-37	Podger, Ken	21	0	75	0	.000	0	0	.000	28	0	.000	0	0	0.0	0	0	0	0	0	178	8.5
48-48	Poplin, Walt	14	0	31	0	.000	0	0	.000	6	0	.000	0	0	0.0	0	0	0	0	0	68	4.9
68-70	Posen, John	29	0	28	59	.475	0	0	.000	19	26	.731	0	35	1.2	23	0	26	0	0	75	2.6
39-41	Price, Glenn	58	0	170	0	.000	0	0	.000	59	0	.000	0	0	0.0	0	0	0	0	0	399	6.9
95-98	Price, Ricky	112	2509	382	895	.427	90	273	.330	172	252	.683	105	310	2.8	112	174	202	72	18	1026	9.2
61-61	Raksnis, Charlie	2	0	1	1	1.000	0	0	.000	1	1	1.000	0	1	0.5	0						

Years	Name	G	MIN	FG	FGA	PCT	3PT	3PA	PCT	FT	FTA	PCT	OR	TR	AVG	AST	TO	PF	ST	BL	PTS	AVG
41-47	Rothbaum, Sammy	71	0	123	0	.000	0	0	.000	43	0	.000	0	0	0.0	0	0	0	0	0	289	4.1
62-62	Salisbury, Steve	2	0	1	2	.500	0	0	.000	0	1	.000	0	0	0.0	0	0	0	0	0	2	1.0
00-03	Sanders, Casey	124	1348	117	221	.529	0	0	.000	102	197	.518	150	316	2.5	27	85	238	29	120	336	2.7
47-49	Sapp, Carl	74	0	94	0	.000	0	0	.000	51	0	.000	0	0	0.0	0	0	0	0	0	239	3.2
70-71	Saunders, Larry	56	0	191	319	.599	0	0	.000	123	176	.699	0	406	7.3	24	0	145	0	0	505	9.0
47-50	Scarborough, Dave	70	0	151	0	.000	0	0	.000	94	0	.000	0	0	0.0	0	0	90	0	0	396	5.7
07-10	Scheyer, Jon	144	4759	586	1442	.406	297	780	.381	608	706	.861	148	522	3.6	440	211	229	208	30	2077	14.4
61-63	Schmidt, Fred	64	0	176	371	.474	0	0	.000	61	73	.836	0	106	1.7	0	0	71	0	0	413	6.5
56-58	Schmidt, Paul	67	0	193	425	.454	0	0	.000	173	273	.634	0	409	6.1	0	0	168	0	0	559	8.3
42-47	Seward, John	100	0	354	0	.000	0	0	.000	188	0	.000	0	0	0.0	0	0	0	0	0	896	9.0
52-54	Shabel, Fred	61	0	79	181	.436	0	0	.000	56	78	.718	0	76	1.2	10	0	115	0	0	214	3.5
71-73	Shaw, Alan	82	0	263	480	.548	0	0	.000	218	300	.727	0	673	8.2	104	0	215	0	0	744	9.1
39-41	Shokes, Eddie	40	0	65	0	.000	0	0	.000	16	0	.000	0	0	0.0	0	0	0	0	0	146	3.7
44-44	Shy,	13	0	11	0	.000	0	0	.000	2	0	.000	0	0	0.0	0	0	0	0	0	24	1.8
49-49	Simmons, Buck	3	0	1	0	.000	0	0	.000	0	0	.000	0	0	0.0	0	0	0	0	0	2	0.7
00-99	Simpson, J.D.	80	186	11	46	.239	4	25	.160	15	24	.625	6	27	0.3	14	22	13	9	0	41	0.5
08-11	Singler, Kyle	148	4887	814	1879	.433	267	736	.363	497	643	.773	360	1015	6.9	293	316	387	168	107	2392	16.2
95-98	Singleton, Todd	42	100	13	26	.500	0	0	.000	10	17	.588	5	15	0.4	5	5	12	1	4	36	0.9
47-50	Skibstead, Wes	32	0	30	0	.000	0	0	.000	14	0	.000	0	0	0.0	0	0	13	0	0	74	2.3
68-70	Smiley, Glen	8	0	6	13	.462	0	0	.000	2	5	.400	0	6	0.8	1	0	6	0	0	14	1.8
86-89	Smith, John	120	2061	338	619	.546	26	54	.481	243	320	.759	118	358	3.0	54	160	219	67	21	945	7.9
08-11	Smith, Nolan	143	3842	667	1490	.448	166	451	.368	411	514	.800	114	398	2.8	406	291	266	140	19	1911	13.4
86-89	Snyder, Quin	136	3178	292	682	.428	108	303	.356	156	223	.700	44	260	1.9	575	316	341	185	59	848	6.2
76-79	Spanarkel, Jim	114	3298	724	1374	.527	0	0	.000	564	700	.806	0	454	4.0	399	309	305	253	0	2012	17.6
40-42	Spuhler, Raymond	64	0	103	0	.000	0	0	.000	29	0	.000	0	0	0.0	0	0	0	0	0	235	3.7
42-48	Stark, Bill	35	0	33	0	.000	0	0	.000	7	0	.000	0	0	0.0	0	0	0	0	0	73	2.1
43-43	Stough,	9	0	17	0	.000	0	0	.000	11	0	.000	0	0	0.0	0	0	0	0	0	45	5.0
51-51	Strauss, Bob	3	0	1	6	.167	0	0	.000	0	2	.000	0	0	0.0	0	0	4	0	0	2	0.7
85-88	Strickland, Kevin	125	2337	411	827	.497	91	241	.378	182	231	.788	115	374	3.0	119	155	222	84	52	1095	8.8
78-81	Suddath, Jim	113	1076	105	214	.491	0	0	.000	57	81	.704	0	148	1.3	73	81	132	13	2	267	2.4
73-75	Suk, Bill	70	0	73	177	.412	0	0	.000	47	66	.712	0	140	2.0	42	0	142	0	0	193	2.8
07-07	Sutton, Nick	1	2	0	0	.000	0	0	.000	0	0	.000	0	0	0.0	0	0	0	0	0	0	0.0
01-01	Sweet, Andre	7	79	13	27	.481	1	5	.200	2	6	.333	8	18	2.6	4	4	6	6	1	29	4.1
37-39	Swindell, Ed	67	0	207	0	.000	0	0	.000	79	0	.000	0	0	0.0	0	0	0	0	0	493	7.4
79-82	Taylor, Vince	120	3530	573	1112	.515	0	0	.000	309	479	.645	0	343	2.9	212	264	326	89	9	1455	12.1
68-70	Teer, Tim	40	0	53	150	.353	0	0	.000	13	19	.684	0	54	1.4	4	0	35	0	0	119	3.0
37-39	Thomas, Jim	47	0	45	0	.000	0	0	.000	30	0	.000	0	0	0.0	0	0	0	0	0	120	2.6
07-10	Thomas, Lance	140	2758	235	448	.525	0	0	.000	177	295	.600	255	508	3.6	64	166	397	77	33	647	4.6
03-04	Thompson, Michael	19	70	9	16	.563	0	0	.000	9	11	.818	6	9	0.5	0	4	12	1	6	27	1.4
11-12	Thornton, Tyler	68	1054	52	132	.394	31	92	.337	59	75	.787	18	85	1.2	102	56	148	47	1	194	2.8
55-55	Thuemmel, Bob	18	0	6	25	.240	0	0	.000	1	9	.111	0	5	0.3	0	0	20	0	0	13	0.7
63-65	Tison, Hack	85	0	315	617	.511	0	0	.000	169	258	.655	0	583	6.9	0	0	202	0	0	799	9.4
80-83	Tissaw, Mike	94	1525	75	178	.421	0	0	.000	85	160	.531	0	244	2.6	39	97	166	20	12	235	2.5
54-55	Tobin, Don	36	0	67	193	.347	0	0	.000	46	82	.561	0	121	3.4	0	0	93	0	0	180	5.0
07-07	Tormey, Griffin	0	0	0	0	.000	0	0	.000	0	0	.000	0	0	0.0	0	0	0	0	0	0	0.0
53-55	Turner, Hal	58	0	117	337	.347	0	0	.000	24	39	.615	0	52	0.9	0	0	67	0	0	258	4.4
43-44	Turner, Kenny	25	0	14	0	.000	0	0	.000	7	0	.000	0	0	0.0	0	0	0	0	0	35	1.4
62-62	Ulrich, Bill	21	0	34	86	.395	0	0	.000	10	18	.556	0	31	1.5	0	0	35	0	0	78	3.7
64-66	Vacendak, Steve	84	0	378	877	.431	0	0	.000	197	289	.682	0	358	4.3	0	0	199	0	0	953	11.3
39-41	Valasek, Cy	66	0	136	0	.000	0	0	.000	65	0	.000	0	0	0.0	0	0	0	0	0	337	5.1
67-69	Vandenbergh, Steve	76	0	239	443	.540	0	0	.000	160	214	.748	0	458	6.0	13	0	178	0	0	638	8.4
65-67	Verga, Bob	80	0	728	1486	.490	0	0	.000	302	414	.729	0	299	3.7	0	0	195	0	0	1758	22.0
57-58	Vernon, Bob	49	0	222	540	.411	0	0	.000	94	132	.712	0	156	3.2	0	0	61	0	0	538	11.0
94-97	Wallace, Carmen	81	927	97	218	.445	29	67	.433	57	78	.731	67	138	1.7	29	46	115	37	27	280	3.5
47-49	Wallingford, Tom	30	0	15	0	.000	0	0	.000	5	0	.000	0	0	0.0	0	0	0	0	0	35	1.2
66-66	Warren, Dick	5	0	0	3	.000	0	0	.000	1	2	.500	0	3	0.6	0	0	1	0	0	1	0.2
57-59	Watson, Bill	32	0	27	79	.342	0	0	.000	18	29	.621	0	34	1.1	0	0	37	0	0	72	2.3
59-59	Wayand, Bob	1	0	0	2	.000	0	0	.000	1	2	.500	0	2	0.0	0	0	1	0	0	1	1.0
81-81	Weingart, Jon	6	10	1	4	.250	0	0	.000	0	0	.000	0	1	0.2	1	0	1	0	0	2	0.3
66-68	Wendelin, Ron	81	0	118	312	.378	0	0	.000	59	98	.602	0	154	1.9	0	0	171	0	0	295	3.6
82-83	Wendt, Greg	44	366	41	102	.402	0	2	.000	21	36	.583	0	71	1.6	14	22	54	13	0	103	2.3
70-72	West, Robby	37	0	62	157	.395	0	0	.000	18	28	.643	0	49	1.3	40	0	43	0	0	142	3.8
41-41	Wetmore,	4	0	3	0	.000	0	0	.000	0	0	.000	0	0	0.0	0	0	0	0	0	6	1.5
46-46	Whiting, Dick	29	0	80	0	.000	0	0	.000	62	0	.000	0	0	0.0	0	0	0	0	0	222	7.7
81-81	Whitted, Gordon	11	17	0	1	.000	0	0	.000	0	2	.000	0	2	0.2	1	4	2	3	0	0	0.0
46-46	Williams,	3	0	1	0	.000	0	0	.000	1	0	.000	0	0	0.0	0	0	0	0	0	3	1.0
80-82	Williams, Allen	73	833	85	174	.489	0	0	.000	47	75	.627	0	128	1.8	16	52	107	7	16	217	3.0
09-09	Williams, Elloit	34	563	56	127	.441	9	36	.250	23	46	.500	29	77	2.3	23	29	58	21	1	144	4.2
00-02	Williams, Jason	108	3572	713	1575	.453	313	797	.393	340	507	.671	89	395	3.7	644	424	253	235	14	2079	19.3
03-06	Williams, Shelden	139	3903	687	1202	.572	4	12	.333	550	796	.691	447	1262	9.1	119	321	432	161	422	1928	13.9
83-86	Williams, Weldon	73	369	52	97	.536	0	0	.000	22	37	.595	0	81	1.1	11	28	54	7	4	126	1.7
62-																						

## 1,000-Point Scorers

**1. J.J. Redick (6-4 • Guard • Roanoke, Va.) 2,769**

Year	GP	MP	FG	FGA	Pct.	3FG	3FGA	Pct.	FT	FTA	Pct.	Reb	Avg	Pts	PPG
02-03	33	1013	149	361	.413	95	238	.399	102	111	.919	81	2.5	495	15.0
03-04	37	1151	172	407	.423	102	258	.395	143	150	.953	115	3.1	589	15.9
04-05	33	1231	202	495	.408	121	300	.403	196	209	.938	108	3.3	721	21.8
05-06	36	1336	302	643	.470	139	330	.421	221	256	.863	71	2.0	964	26.8
Totals	139	4732	825	1906	.433	457	1126	.406	662	726	.912	375	2.7	2769	19.9

**2. Johnny Dawkins (6-2 • Guard • Washington D.C.) 2,556**

Year	GP	MP	FG	FGA	Pct.	3FG	3FGA	Pct.	FT	FTA	Pct.	Reb	Avg	Pts	PPG
82-83	28	1002	207	414	.500	19	54	.352	73	107	.682	115	4.1	506	18.1
83-84	34	1306	263	547	.481	—	—	—	133	160	.831	138	4.1	659	19.4
84-85	31	1117	225	455	.495	—	—	—	132	166	.795	141	4.5	582	18.8
85-86	40	1324	331	603	.549	—	—	—	147	181	.812	142	3.6	809	20.2
Total	133	4749	1026	2019	.508	19	54	.352	485	614	.790	536	4.0	2556	19.2

**3. Christian Laettner (6-11 • Center • Angola, N.Y.) 2,460**

Year	GP	MP	FG	FGA	Pct.	3FG	3FGA	Pct.	FT	FTA	Pct.	Reb	Avg	Pts	PPG
88-89	36	608	115	159	.723	1	1	1.000	88	121	.727	170	4.7	319	8.9
89-90	38	1135	194	380	.511	6	12	.500	225	269	.836	364	9.6	619	16.3
90-91	39	1178	271	471	.575	18	53	.340	211	263	.802	340	8.7	771	19.8
91-92	35	1128	254	442	.575	54	97	.557	189	232	.815	275	7.9	751	21.5
Total	148	4048	834	1452	.574	79	163	.485	713	885	.806	1149	7.8	2460	16.6

**4. Kyle Singler (6-8 • Forward • Medford, Ore.) 2,392**

Year	GP	MP	FG	FGA	Pct.	3FG	3FGA	Pct.	FT	FTA	Pct.	Reb	Avg	Pts	PPG
07-08	34	972	159	348	.457	51	150	.340	82	106	.774	198	5.8	451	13.3
08-09	37	1193	208	472	.441	69	180	.383	124	174	.713	284	7.7	609	16.5
09-10	40	1436	228	550	.415	85	213	.399	166	208	.798	280	7.0	707	17.7
10-11	37	1286	219	509	.430	62	193	.321	125	155	.806	253	6.8	625	16.9
Totals	148	4887	814	1879	.433	267	736	.363	497	643	.773	1015	6.9	2392	16.2

**5. Mike Gminski (6-11 • Center • Monroe, Conn.) 2,323**

Year	GP	MP	FG	FGA	Pct.	3FG	3FGA	Pct.	FT	FTA	Pct.	Reb	Avg	Pts	PPG
76-77	27	938	175	340	.515	—	—	—	64	91	.703	289	10.7	414	15.3
77-78	32	1011	246	450	.547	—	—	—	148	176	.841	319	10.0	640	20.0
78-79	30	1024	218	420	.519	—	—	—	129	177	.729	275	9.2	565	18.8
79-80	33	1184	262	487	.538	—	—	—	180	214	.841	359	10.9	704	21.3
Totals	122	4157	901	1697	.531	—	—	—	521	658	.792	1242	10.2	2323	19.0

**6. Danny Ferry (6-10 • Forward • Bowie, Md.) 2,155**

Year	GP	MP	FG	FGA	Pct.	3FG	3FGA	Pct.	FT	FTA	Pct.	Reb	Avg	Pts	PPG
85-86	40	912	91	198	.460	—	—	—	54	86	.628	221	5.5	236	5.9
86-87	33	1096	172	383	.449	25	63	.397	92	109	.844	256	7.8	461	14.0
87-88	35	1138	247	519	.476	38	109	.349	135	163	.828	266	7.6	667	19.1
88-89	35	1162	300	575	.522	45	106	.425	146	193	.756	260	7.4	791	22.6
Totals	143	4307	810	1675	.484	108	278	.388	427	551	.775	1003	7.0	2155	15.1

**7. Mark Alarie (6-8 • Forward • Scottsdale, Ariz.) 2,136**

Year	GP	MP	FG	FGA	Pct.	3FG	3FGA	Pct.	FT	FTA	Pct.	Reb	Avg	Pts	PPG
82-83	28	785	130	263	.494	0	2	.000	104	128	.813	18	-6.5	364	13.0
83-84	34	1129	230	400	.575	—	—	—	134	176	.761	245	7.2	594	17.5
84-85	31	935	206	352	.585	—	—	—	80	101	.792	158	5.1	492	15.9
85-86	40	1193	262	490	.535	—	—	—	162	197	.822	249	6.2	686	17.2
Totals	133	4042	828	1505	.550	0	2	.000	480	602	.797	833	6.3	2136	16.1

**18. Gene Banks (6-7 • Forward • Philadelphia, Pa.) 2,079**

Year	GP	MP	FG	FGA	Pct.	3FG	3FGA	Pct.	FT	FTA	Pct.	Reb	Avg	Pts	PPG
77-78	34	1135	238	451	.528	—	—	—	105	146	.719	292	8.6	581	17.1
78-79	30	1057	175	353	.496	—	—	—	79	126	.627	255	8.5	429	14.3
79-80	33	1160	212	404	.525	—	—	—	146	183	.798	254	7.7	570	17.3
80-81	27	933	202	350	.577	—	—	—	95	134	.709	184	6.8	499	18.5
Totals	124	4285	827	1558	.531	—	—	—	425	589	.722	985	7.9	2079	16.8

**18. Jason Williams (6-2 • Guard • Plainfield, N.J.) 2,079**

Year	GP	MP	FG	FGA	Pct.	3FG	3FGA	Pct.	FT	FTA	Pct.	Reb	Avg	Pts	PPG
99-00	34	1157	179	427	.419	73	206	.354	61	89	.685	143	4.2	492	14.5
00-01	39	1240	285	603	.473	132	309	.427	139	211	.659	128	3.3	841	21.6
01-02	35	1175	249	545	.457	108	282	.383	140	207	.676	124	3.5	746	21.3
Totals	108	3572	713	1575	.453	313	797	.393	340	507	.671	395	3.7	2079	19.3

**10. Jon Scheyer (6-5 • Guard • Northbrook, Ill.) 2,077**

Year	GP	MP	FG	FGA	Pct.	3FG	3FGA	Pct.	FT	FTA	Pct.	Reb	Avg	Pts	PPG
06-07	33	1112	113	284	.398	61	167	.365	115	136	.846	110	3.3	402	12.2
07-08	34	963	115	259	.444	47	121	.388	120	135	.889	134	3.9	397	11.7
08-09	37	1214	146	368	.397	79	205	.385	179	214	.836	134	3.6	550	14.9
09-10	40	1470	212	531	.399	110	287	.383	194	221	.878	144	3.6	728	18.2
Totals	144	4759	586	1442	.406	297	780	.381	608	706	.861	522	3.6	2077	14.4

**11. Jim Spanarkel (6-5 • Guard • Jersey City, N.J.) 2,012**

Year	GP	MP	FG	FGA	Pct.	3FG	3FGA	Pct.	FT	FTA	Pct.	Reb	Avg	Pts	PPG
75-76	23	—	120	219	.548	—	—	—	67	97	.691	101	4.4	307	13.3
76-77	27	1019	172	331	.520	—	—	—	175	209	.837	147	5.4	519	19.2
77-78	34	1195	244	460	.530	—	—	—	220	255	.863	116	3.4	708	20.8
78-79	30	1084	188	364	.516	—	—	—	102	139	.734	90	3.0	478	15.9
Totals	114	—	724	1374	.527	—	—	—	564	700	.806	454	4.0	2012	17.6

**112. Art Heyman (6-5 • Forward • Rockville Center, N.Y.) 1,984**

Year	GP	MP	FG	FGA	Pct.	3FG	3FGA	Pct.	FT	FTA	Pct.	Reb	Avg	Pts	PPG
60-61	25	—	229	448	.469	—	—	—	171	263	.650	272	10.9	629	25.2
61-62	24	—	219	506	.433	—	—	—	170	276	.616	269	11.2	608	25.3
62-63	30	—	265	586	.452	—	—	—	217	314	.691	324	10.8	747	24.9
Totals	79	—	713	1580	.451	—	—	—	558	853	.654	865	10.9	1984	25.1

**112. Shane Battier (6-8 • Forward • Birmingham, Mich.) 1,984**

Year	GP	MP	FG	FGA	Pct.	3FG	3FGA	Pct.	FT	FTA	Pct.	Reb	Avg	Pts	PPG
97-98	36	887	96	178	.539	4	24	.167	79	108	.731	230	6.4	275	7.6
98-99	37	881	114	209	.545	39	94	.415	71	98	.724	180	4.9	338	9.1
99-00	34	1206	190	383	.496	79	178	.444	134	164	.817	192	5.6	593	17.4
00-01	39	1363	251	533	.471	124	196	.419	152	191	.796	285	7.3	778	19.9
Totals	146	4337	651	1303	.500	246	592	.416	436	561	.777	887	6.1	1984	13.6

**14. Trajan Langdon (6-3 • Guard • Anchorage, Alaska) 1,974**

Year	GP	MP	FG	FGA	Pct.	3FG	3FGA	Pct	FT	FTA	Pct	Reb	Avg	Pts	PPG
94-95	31	797	124	274	.453	59	138	.428	44	56	.786	65	2.1	351	11.3
96-97	33	972	137	308	.445	86	195	.441	113	126	.897	97	2.9	473	14.3
97-98	36	1035	171	385	.444	85	215	.395	101	114	.886	104	2.9	528	14.7
98-99	36	1117	191	413	.462	112	254	.441	128	152	.842	123	3.4	622	17.3
Totals	136	3921	623	1380	.451	342	802	.426	386	448	.862	389	2.9	1974	14.5





23. Ronnie Mayer (6-4 • Forward • Avalon, Pa.) 1,647																
Year	GP	MP	FG	FGA	Pct.	3FG	3FGA	Pct.	FT	FTA	Pct.	Reb	Avg	Pts	PPG	
53-54	27	—	114	280	.407	—	—	—	121	153	.791	265	9.8	349	12.9	
54-55	28	—	217	509	.426	—	—	—	173	229	.755	348	12.4	607	21.7	
55-56	25	—	195	452	.431	—	—	—	163	208	.784	220	8.8	553	22.1	
Totals	80	—	526	1241	.424	—	—	—	457	590	.775	833	10.4	1509	18.9	


## 24. Cherokee Parks (6-11 • Center • Huntington Beach, Calif.) 1,643

Year	GP	MP	FG	FGA	Pct.	3FG	3FGA	Pct.	FT	FTA	Pct.	Reb	Avg	Pts	PPG	
91-92	34	435	60	105	.571	0	0	—	50	69	.725	81	2.4	170	5.0	
92-93	32	899	161	247	.652	0	0	—	72	100	.720	220	6.9	394	12.3	
93-94	34	1038	186	347	.536	3	17	.176	115	149	.772	284	8.4	490	14.4	
94-95	31	1091	222	443	.501	31	85	.365	114	147	.776	289	9.3	589	19.0	
Totals	131	3463	629	1142	.551	34	102	.333	351	465	.755	874	6.7	1643	12.5	



## 25. Jeff Capel (6-4 • Guard • Fayetteville, N.C.) 1,601

Year	GP	MP	FG	FGA	Pct.	3FG	3FGA	Pct.	FT	FTA	Pct.	Reb	Avg	Pts	PPG	
93-94	34	899	109	238	.458	32	76	.421	42	64	.656	93	2.7	292	8.6	
94-95	31	912	144	323	.446	63	147	.460	36	56	.643	84	2.7	387	12.5	
95-96	31	1083	185	492	.376	73	221	.330	71	93	.763	122	3.9	514	16.6	
96-97	33	880	142	309	.460	52	119	.437	72	116	.621	91	2.8	408	12.4	
Totals	129	3774	580	1362	.426	220	553	.398	221	329	.672	390	3.0	1601	12.4	



## 26. Daniel Ewing (6-4 • Guard • Missouri City, Texas) 1,595

Year	GP	MP	FG	FGA	Pct.	3FG	3FGA	Pct.	FT	FTA	Pct.	Reb	Avg	Pts	PPG	
01-02	35	638	80	167	.479	32	70	.457	35	51	.686	78	2.2	227	6.5	
02-03	33	920	126	293	.430	42	105	.400	101	123	.821	104	3.2	395	12.0	
03-04	37	1131	151	362	.417	74	180	.411	92	124	.742	96	2.6	468	12.6	
04-05	33	1138	181	424	.427	69	199	.347	74	107	.692	104	3.2	505	15.3	
Totals	138	3827	538	1246	.432	217	554	.392	302	405	.746	382	2.8	1595	11.6	




## 27. Thomas Hill (6-5 • Guard • Lancaster, Texas) 1,594

Year	GP	MP	FG	FGA	Pct.	3FG	3FGA	Pct.	FT	FTA	Pct.	Reb	Avg	Pts	PPG	
89-90	34	430	46	89	.517	3	7	.429	22	35	.629	74	2.2	117	3.4	
90-91	39	908	164	297	.552	21	52	.404	101	136	.743	142	3.6	450	11.5	
91-92	36	1102	196	367	.534	47	91	.407	96	125	.768	121	3.4	525	14.6	
92-93	32	1022	184	384	.479	34	96	.354	100	147	.680	151	4.7	502	15.7	
Totals	141	3462	590	1137	.519	95	246	.386	319	443	.720	488	3.5	1594	11.3	




## 28. David Henderson (6-5 • Guard • Drewry, N.C.) 1,570

Year	GP	MP	FG	FGA	Pct.	3FG	3FGA	Pct.	FT	FTA	Pct.	Reb	Avg	Pts	PPG	
82-83	28	697	100	238	.420	9	33	.273	45	64	.703	120	4.3	254	9.1	
83-84	33	878	153	318	.481	—	—	—	140	193	.725	109	3.3	446	13.5	
84-85	28	660	116	233	.498	—	—	—	85	137	.620	98	3.5	317	11.3	
85-86	39	1090	217	419	.518	—	—	—	119	160	.744	186	4.8	553	14.2	
Totals	128	2447	586	1208	.485	9	33	.273	389	554	.702	513	4.0	1570	12.3	



## 29. Carlos Boozer (6-9 • Center • Juneau, Alaska) 1,506

Year	GP	MP	FG	FGA	Pct.	3FG	3FGA	Pct.	FT	FTA	Pct.	Reb	Avg	Pts	PPG	
99-00	34	807	164	267	.614	0	0	—	115	155	.742	213	6.3	443	13.0	
00-01	32	820	160	265	.604	0	0	—	105	146	.719	208	6.5	425	13.3	
01-02	35	993	230	346	.665	0	1	.000	178	236	.754	303	8.7	638	18.2	
Totals	101	2620	554	878	.631	0	1	.000	398	537	.741	724	7.2	1506	14.9	



## 30. Vince Taylor (6-5 • Guard • Lexington, Ky.) 1,455

Year	GP	MP	FG	FGA	Pct.	3FG	3FGA	Pct.	FT	FTA	Pct.	Reb	Avg	Pts	PPG	
78-79	30	361	49	90	.544	—	—	—	17	31	.548	31	1.0	115	3.8	
79-80	33	1104	138	289	.478	—	—	—	73	108	.675	69	2.1	349	10.6	
80-81	30	1028	169	341	.496	—	—	—	104	169	.615	110	3.7	442	14.7	
81-82	27	1037	217	419	.518	—	—	—	115	171	.673	133	4.9	549	20.3	
Totals	120	3530	573	1139	.503	—	—	—	309	479	.645	343	2.9	1455	12.1	



## 31. Chris Carrawell (6-6 • Forward • St. Louis, Mo.) 1,455

Year	GP	MP	FG	FGA	Pct.	3FG	3FGA	Pct.	FT	FTA	Pct.	Reb	Avg	Pts	PPG	
96-97	31	503	72	125	.576	0	2	.000	27	47	.574	97	3.1	171	5.5	
97-98	32	710	121	251	.482	14	38	.368	66	103	.641	117	3.7	322	10.1	
98-99	39	1116	144	317	.454	19	55	.345	79	137	.577	188	4.9	386	9.9	
99-00	34	1212	205	422	.486	29	77	.377	137	176	.778	206	6.1	576	16.9	
Totals	136	3541	542	1115	.486	62	172	.360	309	463	.667	608	4.5	1455	10.8	




## 32. Mike Lewis (6-7 • Center • Missoula, Mont.) 1,417

Year	GP	MP	FG	FGA	Pct.	3FG	3FGA	Pct.	FT	FTA	Pct.	Reb	Avg	Pts	PPG	
65-66	30	—	161	271	.595	—	—	—	84	112	.750	329	11.0	406	13.9	
66-67	26	—	152	285	.533	—	—	—	99	126	.786	320	12.3	403	15.5	
67-68	28	—	230	418	.550	—	—	—	148	197	.751	402	14.4	608	21.7	
Totals	84	—	543	974	.557	—	—	—	331	435	.761	1051	12.5	1417	16.9	



## 33. Phil Henderson (6-5 • Guard • University Park, Ill.) 1,397

Year	GP	MP	FG	FGA	Pct.	3FG	3FGA	Pct.	FT	FTA	Pct.	Reb	Avg	Pts	PPG	
86-87	8	94	20	36	.556	9	13	.692	9	15	.600	6	0.8	58	7.3	
87-88	34	561	72	168	.429	11	41	.268	44	60	.733	59	1.7	199	5.9	
88-89	36	1066	167	318	.525	29	75	.387	94	123	.764	124	3.4	457	12.7	
89-90	37	1165	251	531	.473	79	191	.414	102	122	.836	141	3.8	683	18.5	
Totals	115	2885	510	1053	.484	128	320	.400	249	320	.778	330	2.9	1397	12.1	




34. Mike Dunleavy (6-9 • Forward • Lake Oswego, Ore.) 1,371																
Year	GP	MP	FG	FGA	Pct.	3FG	3FGA	Pct.	FT	FTA	Pct.	Reb	Avg	Pts	PPG	
99-00	30	724	97	211	.460	34	97	.351	45	61	.738	128	4.3	273	9.1	
00-01	39	1137	184	388	.474	57	153	.373	68	98	.694	222	5.7	493	12.6	
01-02	35	1133	218	451	.483	88	233	.378	81	119	.681	251	7.2	605	17.3	
Totals	104	2995	499	1050	.475	179	483	.371	194	278	.698	601	5.8	1371	13.2	

## 35. Joe Belmont (5-11 • Guard • Philadelphia, Pa.) 1,338

Year	GP	MP	FG	FGA	Pct.	3FG	3FGA	Pct.	FT	FTA	Pct.	Reb	Avg	Pts	PPG	
53-54	27	—	129	322	.401	—	—	—	77	107	.720	106	3.9	335	12.4	
54-55	28	—	160	436	.370	—	—	—	120	168	.710	137	4.9	440	15.7	
55-56	26	—	140	381	.367	—	—	—	160	210	.761	123	4.7	440	17.0	
Totals	103	—	471	1259	.374	—	—	—	396	547	.723	420	4.1	1338	13.0	




## 36. DeMarcus Nelson (6-4 • Guard • Elk Grove, Calif.) 1,336



Year	GP	MP	FG	FGA	Pct.	3FG	3FGA	Pct.	FT	FTA	Pct.	Reb	Avg	Pts	PPG
04-05	33	633	66	165	.400	15	47	.319	59	111	.532	150	4.5	206	6.2
05-06	24	517	61	135	.452	25	61	.410	24	37	.649	82	3.4	171	7.1
06-07	33	1052	174	364	.478	44	121	.364	73	123	.593	177	5.4	465	14.1
07-08	34	1051	172	351	.490	40	103	.388	110	183	.601	197	5.8	494	14.5
Totals	124	3253	473	1015	.466	124	332	.373	266	454	.586	606	4.9	1336	10.8





**46. Carroll Youngkin** (6-6 • Forward • Winston-Salem, N.C.) **1,154**

Year	GP	MP	FG	FGA	Pct.	3FG	3FGA	Pct.	FT	FTA	Pct.	Reb	Avg	Pts	PPG
58-59	25	—	136	266	.512	—	—	—	127	212	.600	277	11.1	399	15.9
59-60	28	—	131	246	.533	—	—	—	113	208	.543	278	9.9	375	13.4
60-61	28	—	146	253	.577	—	—	—	88	152	.578	274	9.8	380	13.6
<b>Totals</b>	<b>81</b>	<b>—</b>	<b>413</b>	<b>765</b>	<b>.540</b>	<b>—</b>	<b>—</b>	<b>—</b>	<b>328</b>	<b>572</b>	<b>.573</b>	<b>829</b>	<b>10.2</b>	<b>1154</b>	<b>14.2</b>



**55. Kenny Dennard** (6-8 • Forward • King, N.C.) **1,057**

Year	GP	MP	FG	FGA	Pct.	3FG	3FGA	Pct.	FT	FTA	Pct.	Reb	Avg	Pts	PPG
77-78	34	988	140	254	.551	—	—	—	51	76	.671	215	6.3	331	9.7
78-79	29	811	81	168	.482	—	—	—	25	46	.543	124	4.2	187	6.4
79-80	24	722	93	169	.550	—	—	—	35	60	.583	126	5.3	221	9.2
80-81	30	993	138	290	.476	—	—	—	42	78	.538	206	6.9	318	10.6
<b>Totals</b>	<b>117</b>	<b>3514</b>	<b>452</b>	<b>881</b>	<b>.513</b>	<b>—</b>	<b>—</b>	<b>—</b>	<b>153</b>	<b>260</b>	<b>.588</b>	<b>671</b>	<b>5.7</b>	<b>1057</b>	<b>9.0</b>

**47. Chris Redding** (6-10 • Center • Bethesda, Md.) **1,138**

Year	GP	MP	FG	FGA	Pct.	3FG	3FGA	Pct.	FT	FTA	Pct.	Reb	Avg	Pts	PPG
71-72	26	—	124	265	.468	—	—	—	137	172	.779	165	6.3	385	14.7
72-73	26	—	158	296	.534	—	—	—	124	147	.844	167	6.4	440	16.9
73-74	26	—	117	252	.464	—	—	—	82	105	.781	141	5.4	316	12.2
<b>Totals</b>	<b>78</b>	<b>—</b>	<b>399</b>	<b>813</b>	<b>.491</b>	<b>—</b>	<b>—</b>	<b>—</b>	<b>343</b>	<b>424</b>	<b>.802</b>	<b>473</b>	<b>6.1</b>	<b>1141</b>	<b>14.6</b>



**48. Bob Fleischer** (6-8 • Forward • Youngstown, Ohio) **1,139**

Year	GP	MP	FG	FGA	Pct.	3FG	3FGA	Pct.	FT	FTA	Pct.	Reb	Avg	Pts	PPG
72-73	26	—	100	190	.526	—	—	—	85	108	.787	221	8.5	285	11.0
73-74	26	—	163	312	.522	—	—	—	81	107	.757	323	12.4	407	15.7
74-75	26	—	178	287	.620	—	—	—	91	118	.771	273	10.5	447	17.2
<b>Totals</b>	<b>78</b>	<b>—</b>	<b>441</b>	<b>789</b>	<b>.559</b>	<b>—</b>	<b>—</b>	<b>—</b>	<b>257</b>	<b>333</b>	<b>.772</b>	<b>817</b>	<b>10.5</b>	<b>1139</b>	<b>14.6</b>

**56. Rudy D'Emilio** (5-11 • Guard • Philadelphia, Pa.) **1,028**

Year	GP	MP	FG	FGA	Pct.	3FG	3FGA	Pct.	FT	FTA	Pct.	Reb	Avg	Pts	PPG
51-52	30	—	135	382	.353	—	—	—	65	102	.637	121	4.0	335	11.2
52-53	23	—	120	363	.331	—	—	—	96	138	.696	105	4.6	336	14.6
53-54	27	—	138	380	.363	—	—	—	81	123	.659	104	3.9	357	13.2
<b>Total</b>	<b>80</b>	<b>—</b>	<b>393</b>	<b>1125</b>	<b>.349</b>	<b>—</b>	<b>—</b>	<b>—</b>	<b>242</b>	<b>363</b>	<b>.667</b>	<b>330</b>	<b>4.1</b>	<b>1028</b>	<b>12.9</b>



**57. Ricky Price** (6-6 • Forward • Carson, Calif.) **1,026**

Year	GP	MP	FG	FGA	Pct.	3FG	3FGA	Pct.	FT	FTA	Pct.	Reb	Avg	Pts	PPG
94-95	27	647	90	190	.474	13	41	.317	27	40	.675	90	3.3	220	8.1
95-96	31	989	164	374	.439	44	112	.393	69	97	.711	107	3.5	441	14.2
96-97	33	706	106	269	.394	32	108	.296	65	98	.663	90	2.7	309	9.4
97-98	21	167	22	62	.355	1	12	.083	11	17	.647	23	1.1	56	2.7
<b>Totals</b>	<b>112</b>	<b>2509</b>	<b>382</b>	<b>895</b>	<b>.427</b>	<b>90</b>	<b>273</b>	<b>.330</b>	<b>172</b>	<b>252</b>	<b>.683</b>	<b>310</b>	<b>2.8</b>	<b>1026</b>	<b>9.2</b>

**58. Chip Engelland** (6-4 • Guard • Pacific Palisades, Calif.) **1,025**

Year	GP	MP	FG	FGA	Pct.	3FG	3FGA	Pct.	FT	FTA	Pct.	Reb	Avg	Pts	PPG
79-80	32	363	56	121	.463	—	—	—	15	23	.652	12	0.4	127	4.0
80-81	30	585	83	149	.557	—	—	—	29	34	.853	29	1.0	195	6.5
81-82	27	1008	167	315	.530	—	—	—	77	88	.875	75	2.8	411	15.2
82-83	24	516	105	208	.505	41	74	.554	41	46	.891	32	1.3	292	12.2
<b>Totals</b>	<b>113</b>	<b>2472</b>	<b>411</b>	<b>793</b>	<b>.518</b>	<b>41</b>	<b>74</b>	<b>.554</b>	<b>162</b>	<b>191</b>	<b>.848</b>	<b>148</b>	<b>1.3</b>	<b>1025</b>	<b>9.1</b>




**49. Alaa Abdelnaby** (6-10 • Center • Bloomfield, N.J.) **1,137**

Year	GP	MP	FG	FGA	Pct.	3FG	3FGA	Pct.	FT	FTA	Pct.	Reb	Avg	Pts	PPG
86-87	29	191	47	81	.580	0	0	—	12	23	.522	50	1.7	106	3.7
87-88	34	320	61	123	.496	0	0	—	44	63	.698	67	2.0	166	4.9
88-89	33	531	123	194	.634	0	0	—	47	67	.701	125	3.8	293	8.9
89-90	38	947	217	350	.620	0	0	—	138	178	.775	252	6.6	572	15.1
<b>Totals</b>	<b>134</b>	<b>2017</b>	<b>448</b>	<b>748</b>	<b>.599</b>	<b>0</b>	<b>0</b>	<b>—</b>	<b>241</b>	<b>331</b>	<b>.728</b>	<b>494</b>	<b>3.7</b>	<b>1137</b>	<b>8.5</b>



**50. Willie Hodge** (6-9 • Center • San Antonio, Texas) **1,117**

Year	GP	MP	FG	FGA	Pct.	3FG	3FGA	Pct.	FT	FTA	Pct.	Reb	Avg	Pts	PPG
72-73	23	—	47	87	.529	—	—	—	31	40	.775	79	3.4	125	5.3
73-74	26	—	101	212	.476	—	—	—	38	60	.633	131	5.0	240	9.2
74-75	26	—	126	243	.519	—	—	—	44	61	.721	185	7.1	296	11.4
75-76	27	—	189	364	.519	—	—	—	78	102	.765	210	7.8	456	16.9
<b>Totals</b>	<b>102</b>	<b>—</b>	<b>463</b>	<b>906</b>	<b>.511</b>	<b>—</b>	<b>—</b>	<b>—</b>	<b>191</b>	<b>263</b>	<b>.726</b>	<b>605</b>	<b>5.9</b>	<b>1117</b>	<b>11.0</b>




**51. Nate James** (6-6 • Guard/Forward • Washington, D.C.) **1,116**

Year	GP	MP	FG	FGA	Pct.	3FG	3FGA	Pct.	FT	FTA	Pct.	Reb	Avg	Pts	PPG
96-97	17	144	15	36	.417	5	16	.313	11	20	.550	34	2.0	46	2.7
97-98	6	41	6	14	.429	2	4	.500	7	9	.778	9	1.5	21	3.5
98-99	39	573	69	152	.454	15	52	.288	43	65	.662	102	2.6	196	5.0
99-00	34	970	136	290	.469	46	122	.377	55	77	.714	153	4.5	373	11.0
00-01	39	1085	161	326	.494	43	137	.313	115	144	.799	202	5.2	480	12.3
<b>Totals</b>	<b>135</b>	<b>2813</b>	<b>387</b>	<b>818</b>	<b>.473</b>	<b>111</b>	<b>331</b>	<b>.335</b>	<b>231</b>	<b>315</b>	<b>.733</b>	<b>500</b>	<b>3.7</b>	<b>1116</b>	<b>8.3</b>




**152. Howard Hurt** (6-3 • Guard • Beckley, W.V.) **1,095**

Year	GP	MP	FG	FGA	Pct.	3FG	3FGA	Pct.	FT	FTA	Pct.	Reb	Avg	Pts	PPG
58-59	24	—	134	379	.354	—	—	—	108	140	.760	197	8.9	376	15.7
59-60	28	—	146	355	.411	—	—	—	84	104	.800	238	8.5	376	13.4
60-61	28	—	140	336	.417	—	—	—	63	97	.649	140	5.0	343	12.3
<b>Totals</b>	<b>80</b>	<b>—</b>	<b>420</b>	<b>1070</b>	<b>.393</b>	<b>—</b>	<b>—</b>	<b>—</b>	<b>255</b>	<b>341</b>	<b>.748</b>	<b>575</b>	<b>7.2</b>	<b>1095</b>	<b>13.7</b>



**152. Kevin Strickland** (6-5 • Guard • Mt. Airy, N.C.) **1,095**

Year	GP	MP	FG	FGA	Pct.	3FG	3FGA	Pct.	FT	FTA	Pct.	Reb	Avg	Pts	PPG
84-85	27	252	49	84	.583	—	—	—	10	17	.588	36	1.3	108	4.0
85-86	32	243	29	78	.372	—	—	—	9	13	.692	37	1.2	67	2.1
86-87	31	806	120	261	.460	36	92	.391	79	97	.814	143	4.6	355	11.5
87-88	35	1036	213	404	.527	55	149	.369	84	104	.808	158	4.5	565	16.1
<b>Totals</b>	<b>125</b>	<b>2338</b>	<b>411</b>	<b>827</b>	<b>.497</b>	<b>91</b>	<b>241</b>	<b>.378</b>	<b>182</b>	<b>231</b>	<b>.788</b>	<b>374</b>	<b>3.0</b>	<b>1095</b>	<b>8.8</b>



**54. Chris Collins** (6-3 • Guard • Northbrook, Ill.) **1,091**

Year	GP	MP	FG	FGA	Pct.	3FG	3FGA	Pct.	FT	FTA	Pct.	Reb	Avg	Pts	PPG
92-93	29	367	56	139	.403	37	85	.435	20	32	.625	33	1.1	169	5.8
93-94	34	1055	110	275	.400	76	202	.376	45	63	.714	68	2.0	341	10.0
94-95	28	450	36	121	.298	17	73	.233	20	26	.769	31	1.1	109	3.9
95-96	29	1002	155	332	.467	79	179	.441	83	115	.722	111	3.8	472	16.3
<b>Totals</b>	<b>120</b>	<b>2874</b>	<b>357</b>	<b>867</b>	<b>.412</b>	<b>209</b>	<b>539</b>	<b>.388</b>	<b>168</b>	<b>236</b>	<b>.712</b>	<b>243</b>	<b>2.0</b>	<b>1091</b>	<b>9.1</b>



**55. Jay Bilas** (6-8 • Forward • Rolling Hills, Calif.) **1,062**

Year	GP	MP	FG	FGA	Pct.	3FG	3FGA	Pct	FT	FTA	Pct	Reb	Avg	Pts	PPG
82-83	28	645	88	159	.553	0	0	—	69	103	.670	159	5.7	245	8.8
83-84	34	763	95	191	.497	—	—	—	84	130	.646	181	5.3	274	8.1
84-85	31	764	106	177	.599	—	—	—	100	144	.694	186	6.0	312	10.1
85-86	34	692	76	128	.594	—	—	—	79	134	.590	166	4.9	231	6.8
Totals	127	2864	365	655	.557	—	—	—	332	511	.650	692	5.4	1062	8.4

Coaching Records

Most Victories

Coach	Years	W-L
► Mike Krzyzewski	32	854-232
Eddie Cameron	14	226-99
Vic Bubas	10	213-67
Harold Bradley	9	165-78
Gerry Gerard	8	131-78
Bill Foster	6	113-64
Bucky Waters	4	63-45
J.S. Burbage	2	34-13
Chick Doak	2	30-9
W.W. "Cap" Card	7	30-17

Highest Winning Percentage

Coach	Years	W-L	Pct.
► Mike Krzyzewski	32	854-232	.786
Chick Doak	2	30-9	.769
Vic Bubas	10	213-67	.761
Jesse S. Burbage	2	34-13	.723
Walter J. Rothensies	1	10-4	.714

Most Seasons at Duke

Coach	Years
► Mike Krzyzewski	32
Eddie Cameron	14
Vic Bubas	10
Harold Bradley	9
Gerry Gerard	8

Most Games Coached at Duke

Coach	Years	Games
► Mike Krzyzewski	31	1086
Eddie Cameron	14	325
Vic Bubas	10	280
Harold Bradley	9	245
Gerry Gerard	8	209

NCAA Tournament Victories

Coach	No.
► Mike Krzyzewski	79-24
Vic Bubas	11-4
Bill Foster	6-3
Harold Bradley	0-1

*Note: Mike Krzyzewski's NCAA Tournament victory total is the most in college basketball history*

NCAA Tournament Appearances

Coach	No.
► Mike Krzyzewski	29
Vic Bubas	4
Bill Foster	3
Harold Bradley	1

ACC Tournament Victories

Coach	W-L
► Mike Krzyzewski	53-17
Vic Bubas	22-6
Bill Foster	8-4
Harold Bradley	6-6
Bucky Waters	1-4

Duke Head Coaches

No.	Name	Years	Overall			Conference		
			W	L	Pct.	W	L	Pct.
1.	W.W. "Cap" Card	1906-12	30	17	.638	-	-	-
2.	Joseph E. Brinn	1913	11	8	.579	-	-	-
3.	Noble L. Clay	1914-15	22	18	.550	-	-	-
4.	Bob Doak	1916	9	11	.450	-	-	-
5.	Chick Doak	1917-18	30	9	.769	-	-	-
6.	Henry P. Cole	1919	6	5	.545	-	-	-
7.	Walter J. Rothensies	1920	10	4	.714	-	-	-
8.	Floyd Egan	1921	9	6	.600	-	-	-
9.	James Baldwin	1922	6	12	.333	-	-	-
10.	Jesse S. Burbage	1923-24	34	13	.723	-	-	-
11.	George Buchheit	1925-28	25	36	.410	-	-	-
12.	Eddie Cameron	1929-42	226	99	.695	119	56	.680
13.	Gerry Gerard	1943-50	131	78	.627	66	30	.688
14.	Harold Bradley	1951-59	165	78	.679	94	37	.718
15.	Vic Bubas	1960-69	213	67	.761	106	32	.768
16.	Bucky Waters	1970-73	63	45	.583	27	25	.519
17.	Neill McGeachy	1974	10	16	.385	2	10	.167
18.	Bill Foster	1975-80	113	64	.638	31	43	.419
19.	► Mike Krzyzewski	1981-p	854	232	.786	335	140	.705
20.	Pete Gaudet*	1995	4	15	.211	2	13	.133

\* - Mike Krzyzewski coached the first 12 games (9-3) in 1994-95 before leaving the team after back surgery and exhaustion. Pete Gaudet coached the final 19 games (4-15) as interim head coach. Coaching records reflect this situation.

National Coach of the Year

Coach	Year
Bill Foster	<sup>5</sup> 1978
► Mike Krzyzewski	<sup>1, 2, 7</sup> 1986
► Mike Krzyzewski	<sup>4</sup> 1989
► Mike Krzyzewski	<sup>5</sup> 1991
► Mike Krzyzewski	<sup>4, 6</sup> 1992
► Mike Krzyzewski	<sup>1</sup> 1997
► Mike Krzyzewski	<sup>4, 5</sup> 1999
► Mike Krzyzewski	<sup>2</sup> 2000
► Mike Krzyzewski	<sup>8</sup> 2001
► Mike Krzyzewski	<sup>3</sup> 2004

*Coach of the Year honors selected by Basketball Times<sup>4</sup>, CBS/Chevrolet<sup>5</sup>, Claire Bee<sup>6</sup>, Naismith<sup>4</sup>, NABC<sup>5</sup>, The Sporting News<sup>4</sup>, UPI<sup>7</sup>, Victor Awards<sup>8</sup>*

ACC Coach of the Year

Coach	Year
Harold Bradley	1959
Vic Bubas	1963
Vic Bubas	1964
Vic Bubas	1966
Bill Foster	1978
► Mike Krzyzewski	1984
► Mike Krzyzewski	1986
► Mike Krzyzewski	1997
► Mike Krzyzewski	1999
► Mike Krzyzewski	2000

► - Active

All-Time Assistant Coaches

Coach	Years
Tommy Amaker	1989-97
Tony Barone	1973-74
Bob Bender	1984-89
Jay Bilas	1990-92
Mike Brey	1988-95
Hubie Brown	1969-72
Bud Burger	1946-47
Tom Carmody	1966-68
► Jeff Capel	2012-p
Terry Chili	1979-80
Whitt Cobb	1958-59
► Chris Collins	2001-p
Tom Connelly	1942
Chuck Daly	1964-69
Johnny Dawkins	1998-08
Mike Dement	1983
Tony Drago	1954-57
Bobby Dwyer	1981-83
Scott Easton	1988
Pete Gaudet	1984-95
Gerry Gerard	1942
Lou Goetz	1975-78
David Henderson	1998-2000
Horace Hendrickson	1950-51
Nate James	2008-11
Rick Johnson	1981-82
Ray Jones	1977-78
Jim Lewis	1972-76
Neill McGeachy	1973
Tim O'Toole	1996-97
Tom Rogers	1981-87
Jack Schalow	1970-71
Fred Shabel	1958-63
Quin Snyder	1996-99
Steve Steinwedel	1979-80
Chuck Swenson	1981-87
Bucky Waters	1960-65
Bob Wenzel	1975-80
Paul Williamson	1948-49
► Steve Wojciechowski	2000-p

## RESULTS

---

Year-by-Year Record	156-157
All-Time Results	158-169
Series Records	170-177
Duke vs. Conferences	178

## Year-by-Year Record

Year	Overall W-L	Conference W-L	Conference Tournament Finish	AP Poll	Coaches Poll	Postseason Results	Head Coach	Captains
1905-06	2-3	---	---	---	---	---	W.W. Cap Card	Thad G. Stem
1906-07	4-2	---	---	---	---	---	W.W. Cap Card	Thad G. Stem
1907-08	2-3	---	---	---	---	---	W.W. Cap Card	Bill Lilly
1908-09	8-1	---	---	---	---	---	W.W. Cap Card	Emsley Armfield
1909-10	4-4	---	---	---	---	---	W.W. Cap Card	Paul Kiker
1910-11	4-3	---	---	---	---	---	W.W. Cap Card	Henry G. "Bull" Hedrick
1911-12	6-1	---	---	---	---	---	W.W. Cap Card	Claude Brinn
1912-13	11-8	---	---	---	---	---	Joseph E. Brinn	Claude Brinn
1913-14	12-9	---	---	---	---	---	Noble L. Clay	Beal Siler
1914-15	10-10	---	---	---	---	---	Noble L. Clay	William A. "Shag" Thorne
1915-16	9-11	---	---	---	---	---	Bob Doak	Linville K. "Hip" Martin
1916-17	20-4	---	---	---	---	---	Chick Doak	Linville K. "Hip" Martin
1917-18	10-5	---	---	---	---	---	Chick Doak	Earl Long
1918-19	6-5	---	---	---	---	---	Henry P. Cole	Henry P. Cole (player-coach)
1919-20	10-4	---	---	---	---	---	Walter J. Rothensies	Loyd B. Hathaway
1920-21	9-6	---	---	---	---	---	Floyd Egan	Loyd B. Hathaway
1921-22	6-12	---	---	---	---	---	James Baldwin	Oscar L. Richardson
1922-23	15-7	---	---	---	---	---	Jesse S. Burbage	James Simpson
1923-24	19-6	---	---	---	---	---	Jesse S. Burbage	Everett Spikes
1924-25	4-9	---	---	---	---	---	George Buchheit	Ed Bullock
1925-26	8-12	---	---	---	---	---	George Buchheit	Pete Moss
1926-27	4-10	---	---	---	---	---	George Buchheit	Marshall Butler
1927-28	9-5	---	---	---	---	---	George Buchheit	Doug Kelley
1928-29	12-8	5-4	Finalist	---	---	---	Eddie Cameron	Coke Candler
1929-30	18-2	9-1	Finalist	---	---	---	Eddie Cameron	Bo Farley, Harry Councilor
1930-31	14-7	5-4	Round of Eight	---	---	---	Eddie Cameron	Joe Croson, George Rogers
1931-32	14-11	6-5	Semifinalist	---	---	---	Eddie Cameron	John Shaw
1932-33	17-5	7-3	Finalist	---	---	---	Eddie Cameron	Appointed each game
1933-34	18-6	9-4	Finalist	---	---	---	Eddie Cameron	James Thompson, Herb Thompson, Phil Weaver
1934-35	18-8	10-4	Semifinalist	---	---	---	Eddie Cameron	Sam Bell
1935-36	20-6	4-5	Quarterfinalist	---	---	---	Eddie Cameron	Charles Kunkle
1936-37	15-8	11-6	Quarterfinalist	---	---	---	Eddie Cameron	Ken Podger
1937-38	15-9	9-5	Champion	---	---	---	Eddie Cameron	Fred Edwards, John Hoffman
1938-39	10-12	8-8	Quarterfinalist	---	---	---	Eddie Cameron	Ed Swindell, Bob O'Mara
1939-40	19-7	13-2	Finalist	---	---	---	Eddie Cameron	Bill Parsons
1940-41	14-8	8-4	Champion	---	---	---	Eddie Cameron	Tom Connelly, Glen Price
1941-42	22-2	15-1	Champion	---	---	---	Eddie Cameron	Ray Spuhler
1942-43	20-6	12-1	Finalist	---	---	---	Gerry Gerard	
1943-44	13-13	4-2	Champion	---	---	---	Gerry Gerard	
1944-45	13-9	6-1	Finalist	---	---	---	Gerry Gerard	
1945-46	21-6	12-2	Champion	---	---	---	Gerry Gerard	Ed Koffenberger
1946-47	19-8	10-4	Quarterfinalist	---	---	---	Gerry Gerard	Ed Koffenberger, John Seward
1947-48	17-12	8-6	Finalist	---	---	---	Gerry Gerard	Doug Ausbon
1948-49	13-9	5-7	---	---	---	---	Gerry Gerard	Ben Collins, Dick Gordon
1949-50	15-15	9-7	Finalist	---	---	---	Gerry Gerard	Corren Youmans, Tommy Hughes
1950-51	20-13	13-6	Finalist	---	---	---	Harold Bradley	Scott York
1951-52	24-6	13-3	Finalist	12th	---	---	Harold Bradley	Dick Groat
1952-53	17-8	12-4	Quarterfinalist	---	---	---	Harold Bradley	Bernie Janicki, Rudy D'Emilio, Rudy Lacy
1953-54	21-6	9-1 (1st)	Semifinalist	15th	20th	---	Harold Bradley	Bernie Janicki, Rudy D'Emilio
1954-55	20-8	11-3 (2nd)	Finalist	---	---	NCAA First Rd.	Harold Bradley	Joe Belmont, Ronnie Mayer
1955-56	19-7	10-4 (T3rd)	Semifinalist	17th	18th	---	Harold Bradley	Joe Belmont
1956-57	13-11	8-6 (3rd)	Quarterfinalist	---	---	---	Harold Bradley	
1957-58	18-7	11-3 (1st)	Semifinalist	10th	13th	---	Harold Bradley	Bobby Joe Harris, Jim Newcome
1958-59	13-12	7-7 (T3rd)	Semifinalist	---	---	---	Harold Bradley	Jerry Robertson, Marty Joyce
1959-60	17-11	7-7 (4th)	Champion	18th	15th	NCAA Elite Eight	Vic Bubas	Howard Hurt
1960-61	22-6	10-4 (3rd)	Finalist	10th	9th	---	Vic Bubas	Howard Hurt
1961-62	20-5	11-3 (2nd)	Semifinalist	10th	13th	---	Vic Bubas	Buzz Mewhort, Art Heyman
1962-63	27-3	14-0 (1st)	Champion	2nd	2nd	NCAA Third Place	Vic Bubas	Art Heyman
1963-64	26-5	13-1 (1st)	Champion	3rd	4th	NCAA Finalist	Vic Bubas	Jeff Mullins
1964-65	20-5	11-3 (1st)	Finalist	10th	9th	---	Vic Bubas	Denny Ferguson
1965-66	26-4	12-2 (1st)	Champion	2nd	2nd	NCAA Third Place	Vic Bubas	Steve Vacendak
1966-67	18-9	9-3 (2nd)	Finalist	---	19th	NIT	Vic Bubas	Bob Verga
1967-68	22-6	11-3 (2nd)	Semifinalist	10th	11th	NIT	Vic Bubas	Mike Lewis
1968-69	15-13	8-6 (T3rd)	Finalist	---	---	---	Vic Bubas	Dave Golden, Steve Vandenberg



# MEDIA GUIDE

# 2012-13 DUKE MEN'S BASKETBALL

Year	Overall W-L	ACC W-L	ACC Tournament Finish	AP Poll	Coaches Poll	Postseason Results	Head Coach	Captains
1969-70	17-9	8-6 (4th)	Quarterfinalist	---	---	NIT	Bucky Waters	Larry Saunders
1970-71	20-10	9-5 (3rd)	Quarterfinalist	---	---	NIT Fourth Place	Bucky Waters	Larry Saunders
1971-72	14-12	6-6 (T4th)	Semifinalist	---	---	---	Bucky Waters	Pat Doughty, Gary Melchionni, Alan Shaw
1972-73	12-14	4-8 (T4th)	Quarterfinalist	---	---	---	Bucky Waters	Gary Melchionni, Alan Shaw
1973-74	10-16	2-10 (7th)	Quarterfinalist	---	---	---	Neill McGeachy	Kevin Billerman
1974-75	13-13	2-10 (T6th)	Quarterfinalist	---	---	---	Bill Foster	Kevin Billerman, Bob Fleischer
1975-76	13-14	3-9 (7th)	Quarterfinalist	---	---	---	Bill Foster	Terry Chili, Willie Hodge
1976-77	14-13	2-10 (T6th)	Quarterfinalist	---	---	---	Bill Foster	Tate Armstrong, Mark Crow
1977-78	27-7	8-4 (2nd)	Champion	7th	9th	NCAA Finalist	Bill Foster	Jim Spanarkel
1978-79	22-8	9-3 (T1st)	Finalist	11th	7th	NCAA Second Rd.	Bill Foster	Jim Spanarkel
1979-80	24-9	7-7 (T5th)	Champion	14th	16th	NCAA Elite Eight	Bill Foster	Bob Bender, Mike Gminski
1980-81	17-13	6-8 (T5th)	Quarterfinalist	---	---	NIT	Mike Krzyzewski	Gene Banks, Kenny Dennard
1981-82	10-17	4-10 (T6th)	Quarterfinalist	---	---	---	Mike Krzyzewski	Vince Taylor
1982-83	11-17	3-11 (7th)	Quarterfinalist	---	---	---	Mike Krzyzewski	Tom Emma, Chip Engelland
1983-84	24-10	7-7 (T3rd)	Finalist	14th	14th	NCAA Second Rd.	Mike Krzyzewski	Richard Ford, Doug McNeely
1984-85	23-8	8-6 (T4th)	Semifinalist	10th	12th	NCAA Second Rd.	Mike Krzyzewski	Jay Bryan, Dan Meagher
1985-86	37-3	12-2 (1st)	Champion	1st	1st	NCAA Finalist	Mike Krzyzewski	Johnny Dawkins, David Henderson
1986-87	24-9	9-5 (3rd)	Quarterfinalist	17th	---	NCAA Sweet 16	Mike Krzyzewski	Tommy Amaker
1987-88	28-7	9-5 (3rd)	Champion	5th	5th	NCAA Semifinalist	Mike Krzyzewski	Billy King, Kevin Strickland
1988-89	28-8	9-5 (T2nd)	Finalist	9th	7th	NCAA Semifinalist	Mike Krzyzewski	Danny Ferry, Quin Snyder
1989-90	29-9	9-5 (2nd)	Quarterfinalist	15th	14th	NCAA Finalist	Mike Krzyzewski	Robert Brickey
1990-91	32-7	11-3 (1st)	Finalist	6th	6th	NCAA Champion	Mike Krzyzewski	Clay Buckley, Greg Koubek
1991-92	34-2	14-2 (1st)	Champion	1st	1st	NCAA Champion	Mike Krzyzewski	Brian Davis, Christian Laettner
1992-93	24-8	10-6 (T3rd)	Quarterfinalist	10th	10th	NCAA Second Rd.	Mike Krzyzewski	Thomas Hill, Bobby Hurley
1993-94	28-6	12-4 (1st)	Semifinalist	6th	6th	NCAA Finalist	Mike Krzyzewski	Marty Clark, Grant Hill, Antonio Lang
1994-95	13-18	2-14 (9th)	Quarterfinalist	---	---	---	Mike Krzyzewski, Pete Gaudet*	Kenny Blakeney, Erik Meek, Cherokee Parks
1995-96	18-13	8-8 (T4th)	Quarterfinalist	---	---	NCAA First Rd.	Mike Krzyzewski	Jeff Capel, Chris Collins
1996-97	24-9	12-4 (1st)	Quarterfinalist	8th	8th	NCAA Second Rd.	Mike Krzyzewski	Jeff Capel, Greg Newton, Carmen Wallace
1997-98	32-4	15-1 (1st)	Finalist	3rd	5th	NCAA Elite Eight	Mike Krzyzewski	Trajan Langdon, Roshawn McLeod, Steve Wojciechowski
1998-99	37-2	16-0 (1st)	Champion	1st	2nd	NCAA Finalist	Mike Krzyzewski	Trajan Langdon
1999-00	29-5	15-1 (1st)	Champion	1st	4th	NCAA Sweet 16	Mike Krzyzewski	Shane Battier, Chris Carrawell, Nate James
2000-01	35-4	13-3 (T1st)	Champion	1st	1st	NCAA Champion	Mike Krzyzewski	Shane Battier, Nate James, J.D. Simpson
2001-02	31-4	13-3 (2nd)	Champion	1st	1st	NCAA Sweet 16	Mike Krzyzewski	Carlos Boozer, Mike Dunleavy, Jason Williams
2002-03	26-7	11-5 (T2nd)	Champion	7th	9th	NCAA Sweet 16	Mike Krzyzewski	Chris Duhon, Nick Horvath, Dahntay Jones
2003-04	31-6	13-3 (1st)	Finalist	6th	2nd	NCAA Semifinalist	Mike Krzyzewski	Chris Duhon, Daniel Ewing, Nick Horvath
2004-05	27-6	11-5 (3rd)	Champion	3rd	7th	NCAA Sweet 16	Mike Krzyzewski	Daniel Ewing, Reggie Love, J.J. Redick
2005-06	32-4	14-2 (1st)	Champion	1st	7th	NCAA Sweet 16	Mike Krzyzewski	Sean Dockery, Lee Melchionni, J.J. Redick, Shelden Williams
2006-07	22-11	8-8 (T6th)	First Rd.	--	--	NCAA First Rd.	Mike Krzyzewski	Josh McRoberts, DeMarcus Nelson, Greg Paulus
2007-08	28-6	13-3 (2nd)	Semifinalist	9th	16th	NCAA Second Rd.	Mike Krzyzewski	DeMarcus Nelson
2008-09	30-7	11-5 (T2nd)	Champion	6th	11th	NCAA Sweet 16	Mike Krzyzewski	Gerald Henderson, Greg Paulus, Jon Scheyer
2009-10	35-5	13-3 (T1st)	Champion	3rd	1st	NCAA Champion	Mike Krzyzewski	Jon Scheyer, Lance Thomas
2010-11	32-5	13-3 (2nd)	Champion	3rd	7th	NCAA Sweet 16	Mike Krzyzewski	Kyle Singler, Nolan Smith
2011-12	27-7	13-3 (2nd)	Semifinalist	8th	14th	NCAA Second Round	Mike Krzyzewski	Miles Plumlee, Ryan Kelly

\* - Mike Krzyzewski coached the first 12 games before leaving the team after back surgery and exhaustion. Pete Gaudet coached the final 19 games as interim head coach. Coaching records reflect this situation. Duke moved from the Southern Conference to the Atlantic Coast Conference prior to the 1953-54 season.

All-Time Results

1905-06  
Record: 2-3  
Head Coach: W.W. "Cap" Card

M 2	Wake Forest	H	L	10-24
M 16	Wake Forest	A	L	5-15
	Trinity Park		W	28-18
	Trinity Park		L	16-19
	Trinity Park		W	19-13

1906-07  
Record: 4-2  
Head Coach: W.W. "Cap" Card

	Trinity Park		W	24-1
	Wake Forest		L	6-8
	Littleton HS		W	62-1
	Trinity Park		W	38-6
	Guilford		W	20-1
	Wake Forest		L	5-22

1907-08  
Record: 2-3  
Head Coach: W.W. "Cap" Card

	Littleton HS		W	42-10
	Wake Forest		L	11-20
	Wake Forest		L	11-20
	Littleton HS		L	3-11
	Portsmouth YMCA		W	31-10

1908-09  
Record: 8-1  
Head Coach: W.W. "Cap" Card

	Trinity Park		W	38-5
	Winston YMCA		W	19-16
	Charlotte YMCA		W	25-22
	Winston YMCA		W	44-3
	Wake Forest		W	22-14
	Wake Forest		L	5-30
	Davidson		W	22-8
	Durham YMCA		W	34-4
	Durham YMCA		W	31-3

1909-10  
Record: 4-4  
Head Coach: W.W. "Cap" Card

	Guilford		L	8-25
	Charlotte		W	14-13
	Charlotte		L	12-17
	Statesville		W	12-8
	Furman		W	85-5
	Wake Forest		L	18-26
	Columbus YMCA		L	15-34
	Portsmouth YMCA		W	46-18

1910-11  
Record: 4-3  
Head Coach: W.W. "Cap" Card

	Charlotte YMCA		L	27-28
	Charlotte YMCA		L	21-28
	Charlotte		W	54-12
	Charlotte		W	39-17
	Tennessee		W	51-25
	VMI		W	52-17
	Virginia		L	18-24

1911-12  
Record: 6-1  
Head Coach: W.W. "Cap" Card

D 13	Elon		W	47-12
J 11	William & Mary		W	52-16
F 1	Guilford		W	14-12
F 9	N.C. State		W	31-28
F 16	Virginia Tech		W	37-32
F 21	Virginia Christian		W	69-9
F 24	N.C. State		L	13-26

1912-13  
Record: 11-8  
Head Coach: J.E. Brinn

	Durham YMCA		H	L	13-28
	Asheville YMCA		A	W	29-27
	Asheville YMCA		A	L	16-21
	Wofford		A	W	47-12
	Charlotte YMCA		A	L	25-28
	Charlotte YMCA		A	W	21-10
	Durham YMCA		H	W	28-25
	Elon		H	W	46-12
	Washington & Lee		A	L	15-90
	VMI		A	L	10-28
	Virginia		A	L	12-33
	Georgetown		A	L	22-31
	Catholic		A	L	27-55
	Emory & Henry		H	W	36-15
	N.C. State		A	W	22-18
	Wake Forest		H	W	25-10
	Wake Forest		A	W	16-15
	Virginia Tech		H	W	23-16
	N.C. State		H	W	32-14

1913-14  
Record: 12-9  
Head Coach: Noble L. Clay

	Elon		H	W	30-15
D 15	Elon		A	L	23-25
	Asheville YMCA		A	W	20-19
	Asheville YMCA		A	L	22-32
	Wofford		A	W	50-15
	Charlotte YMCA		A	L	31-32
	Charlotte YMCA		A	L	26-28
	Durham YMCA		H	L	24-27
	South Carolina		H	W	46-13
	Charlotte YMCA		H	W	61-13
	Roanoke		H	W	42-15
	Durham YMCA		A	L	19-31
F 10	Virginia		N	L	21-51
F 11	Raleigh YMCA		A	W	23-19
F 12	Wake Forest		A	L	23-31
F 13	Greensboro YMCA		A	W	30-22
F 14	Guilford		A	L	8-35
	N.C. State		H	W	35-21
	Guilford		H	W	24-15
	Wake Forest		H	W	28-14
	N.C. State		H	W (ot)	33-25

**1914-15**

**Record:** 10-10

**Head Coach:** Noble L. Clay

VMI		L	15-33
Roanoke		L	19-31
Guilford		W	43-25
Virginia	N	L	24-51
N.C. State		W	46-27
Guilford		W	58-36
Elon		L	16-17
Elon		L	16-18
Virginia	A	L	18-52
Washington & Lee		L	22-31
Durham YMCA		W	18-15
Durham YMCA		W	28-16
Virginia Tech		L	19-29
Statesville AC		W	33-30
Charleston YMCA		W	46-37
Charleston YMCA		L	25-27
Wake Forest		W	28-27
Carson-Newman		W	70-4
Wake Forest		L	12-23
N.C. State		W	28-17

1915-16  
Record: 9-11  
Head Coach: Bob Doak

D 10	Durham YMCA		H	W	37-24
D 17	Davidson		A	L	23-27
D 18	Charlotte YMCA		A	W	34-30
D 19	Asheville YMCA		A	L	25-32
D 20	Asheville YMCA		A	W	42-37
D 21	Statesville		A	L	28-31
J 13	Statesville		H	W	45-13
J 20	Elon		H	W	37-22
	Wake Forest		H	L	26-28
F 8	Cardinal A.C.		A	L	28-45
F 9	Washington & Lee		A	L	19-33
F 10	VMI		A	L	20-34
F 11	Virginia		A	L	31-34
F 15	Davidson		H	W	38-22
F 19	Elon		A	L	19-23
F 23	N.C. State		H	W	31-24
F 25	Wake Forest		A	L	28-40
F 26	N.C. State		A	L	25-27
F 29	Guilford		H	W	61-28

One game missing (1-0 record)

1916-17  
Record: 20-4  
Head Coach: Chick Doak

	Durham YMCA		W	35-13
	Durham YMCA		W	48-31
	Statesville AC		W	58-11
	Charlotte YMCA		W	41-25
	Charlotte YMCA		W	37-20
	Asheville YMCA		W	48-24
	Asheville YMCA		W	31-26
	High Point AC		W	63-19
	Church Hill AC		W	72-16
	Elon		W	33-21
	Wake Forest		W	39-20
	Elon		W	33-29
	Stetson		L	37-43
	Davidson		W	32-26
	N.C. State		W	32-24
	Washington & Lee		L	18-20
	VMI		W	31-29
	Staunton Military		W	27-24
	Virginia		W	37-34
	Georgetown		W	36-24
	Catholic		L	24-26
	N.C. State		L	14-16
	VMI		W	42-24
	N.C. State (forfeit)		W	2-0

1917-18  
Record: 10-5  
Head Coach: Chick Doak

	N.C. State		W	35-26
	Guilford		W	40-32
	Emory & Henry		W	75-27
	N.C. State		L	18-28
	VMI		L	26-51
	Washington & Lee		W	24-16
	Staunton Military		L	28-29
	Virginia		W	32-25
	Elon		W	22-11
	Guilford		W	28-21
	Elon		W	40-27
	Davidson		W	30-24
	N.C. State		L	10-15

Two games missing (1-1 record)

1918-19  
Record: 6-5  
Head Coach: H.P. Cole

J 17	Durham YMCA		H	W	39-34
J 24	Wake Forest		H	W	41-20
F 4	N.C. State		A	L	18-28
F 6	Guilford		H	W	47-19
F 11	N.C. State		H	W	22-19
F 14	Elon		A	W	12-5
F 15	Guilford		A	W	27-18
F 18	Davidson		H	L	19-20
F 24	Virginia		A	L	16-47
F 25	Washington & Lee		A	L	17-38
F 26	VMI		A	L	19-32

1919-20  
Record: 10-4  
Head Coach: W.J. Rothenbies

J 13	South Carolina		H	W	40-12
	Durham YMCA			W	
	Durham YMCA			W	
	Guilford			W	
	Guilford			W	
	N.C. State		H	W	28-22
	Elon			W	
J 24	North Carolina		H	L	25-36
	Virginia		A	L	20-28
M 1	North Carolina		A	W	19-18
	N.C. State		A	W	25-24

Three games missing (1-2 record)

1920-21  
Record: 9-6  
Head Coach: Floyd Egan

	Guilford		H	W	
J 13	South Carolina		H	W	40-12
	N.C. State		H	W	33-11
J 26	North Carolina			W	25-22
	Florida State			W	
	Washington & Lee		A	L	
F 8	Florida		H	W	49-21
	Wake Forest		A	W	27-20
	VMI		A	L	
F 21	Virginia		A	L	15-34
	Virginia Tech		A	L	
F 23	North Carolina		H	L	12-44
F 25	Virginia		H	W	24-22
M 5	North Carolina		N1	L	18-55
	N.C. State		A	W	34-27

N1 - Raleigh Auditorium, Raleigh, N.C.

1921-22  
Record: 6-12  
Head Coach: James Baldwin

J 13	South Carolina		H	W	41-25
J 21	N.C. State		A	W	23-19
J 25	Wake Forest		H	W	31-10
J 31	Wake Forest		A	L	22-24
F 4	North Carolina		A	L	22-38
F 6	Elon		A	L	29-30
F 7	Davidson		H	W	24-18
F 9	Guilford		H	W	38-24
F 13	Davidson		A	L	27-32
F 14	Georgia		A	L	19-29
F 15	Georgia Tech		A	L	16-17
F 16	Atlanta AC		A	L	19-56
F 18	Alabama		A	L	16-28
F 20	Florida		A	L	26-33
	Durham YMCA		H	L	22-30
M	N.C. State		H	L	23-28
	Durham YMCA		H	W	37-26
M 7	North Carolina		H	L	23-29

1922-23

Record: 15-7

Head Coach: J.S. Burbage

	Camp Bragg		L	26-28
	Winston YMCA		W	49-26
	Durham YMCA		L	17-25
	Camp Bragg		W	30-21
	Statesville		W	28-26
	Lynchburg Elks		W	35-27
	Durham YMCA		L	33-37
	Newberry		W	40-33
	Lenoir		W	49-20
	Wake Forest		L	18-30
F 3	North Carolina		H	L 19-20
	Davidson		W	39-27
	Lynchburg		W	36-33
	Virginia		A	L 25-28
	Richmond		W	30-22
	Virginia Tech		W	34-33
F 17	North Carolina		A	L 32-35
	Virginia		H	W 37-24
	N.C. State		W	32-27
	Wake Forest		W	36-26
	Guilford		W	45-32
	N.C. State		W	31-20

## MEDIA GUIDE

### 1923-24

Record: 19-6

Head Coach: J.S. Burbage

D 15	Fort Bragg	W	60-23
	Norfolk YPC	W	31-28
	Richmond Blues	W	36-33
	Mercer	W	29-25
	Durham Elks	W	43-36
	Guilford	W	30-17
	Fort Bragg	W	58-10
	Richmond Blues	W	38-32
J 25	Wake Forest	H	W 26-22
	N.C. State	H	W 35-23
J 31	North Carolina	A	L 20-31
	Statesville AC	W	40-28
	Davidson	W	40-30
	Furman	W	32-29
	South Carolina	L	19-36
	Mercer	L	18-31
	Sanford	A	W 38-16
	Alabama	A	L 25-45
	Birmingham AC	A	L 32-35
	South Carolina	W	43-24
F 19	North Carolina	H	L 20-23
	Wake Forest	W	26-24
	N.C. State	W	32-15
	Elon	W	33-24
	Elon	W	34-19

### 1924-25

Record: 4-9

Head Coach: George Buchheit

J 9	Davidson	A	L 25-27
	Davidson	A	L 22-39
J 12	Guilford	H	W 34-22
J 17	N.C. State	A	L 22-29
J 24	North Carolina	H	L 21-25
J 31	Wake Forest	A	L 18-43
	Davidson	H	L 18-22
F 5	William & Mary	A	L 15-23
F 7	Richmond	A	L 25-35
F 11	William & Mary	H	W 21-16
F 14	North Carolina	A	L 18-34
	Durham Elks	H	W 48-38
F 24	Wake Forest	H	W 28-25

### 1925-26

Record: 8-12

Head Coach: George Buchheit

	Durham YMCA	L	24-30
	Alumni	W	44-29
	Durham YMCA	W	34-31
J 8	Davidson	L	31-32
	Furman	W	28-18
	South Carolina	W	36-22
J 14	Clemson	W	46-12
	Wake Forest	L	24-27
	N.C. State	L	27-28
J 23	North Carolina	L	22-38
J 30	N.C. State	L	24-32
F 1	Guilford	L	30-35
	Lynchburg	W	36-31
	Wake Forest	L	18-33
	Lynchburg	W	29-27
	George Washington	L	32-42
	Maryland	L	20-40
	Richmond	L	30-42
F 20	North Carolina	L	21-44
	Davidson	W	32-30

### 1926-27

Record: 4-10

Head Coach: George Buchheit

	N.C. State	L	22-36
	Wake Forest	L	14-41
J 31	North Carolina	H	L 33-40
	Davidson	W	39-24
	Virginia Tech	W	31-18
	Virginia	H	L 24-34
	Virginia	A	W 36-26
	Washington & Lee	L	20-31
	VMI	W	22-19
	N.C. State	L	23-29
	Wake Forest	L	27-36
F 22	North Carolina	L	21-35
	Davidson	L	42-49
	Durham YMCA	L	27-34

### 1927-28

Record: 9-5

Head Coach: George Buchheit

J 11	Davidson	W	46-27
J 12	South Carolina	W	39-32
	N.C. State	W	32-29
	Georgia	W	49-44
	Wake Forest	W	45-17
F 4	North Carolina	A	L 14-27
F 7	Virginia Tech	A	W 34-31
F 8	Washington & Lee	A	W 53-41
F 11	North Carolina	H	L 23-32
F 14	Wake Forest	W	37-34
	Virginia	L	34-44
	Georgetown	L	40-55
F 20	N.C. State	L	27-37
F 22	Davidson	W	51-33

### 1928-29

Record: 12-8

Head Coach: Eddie Cameron

	Georgetown	L	33-48
	Navy	L	38-49
	Virginia	L	23-35
	Wake Forest	W	43-34
	South Carolina	W	45-35
	N.C. State	L	26-40
	Virginia Tech	W	44-27
F 2	North Carolina	H	W 36-20
	Mercer	W	47-43
	Georgia	L	22-24
	South Carolina	W	44-39
	Davidson	L	40-47
	N.C. State	W	32-22
	Wake Forest	W	35-21
F 16	North Carolina	A	L 24-27
	Davidson	W	33-25
M 1	Alabama	N1	W 38-32
M 2	North Carolina	N1	W 34-17
M 4	Georgia	N1	W 43-37
M 5	N.C. State	N1	L 35-43

N1 - Southern Conference Tournament, Atlanta, Ga.

### 1929-30

Record: 18-2

Head Coach: Eddie Cameron

	Virginia	A	W 65-32
J 9	Maryland	A	W 28-27
	Navy	A	W 47-29
	Washington & Lee	H	L 29-33
	Wake Forest	W	49-22
	N.C. State	W	35-31
F 1	North Carolina	A	W 35-14
	Wake Forest	W	37-30
	N.C. State	W	33-26
	Davidson	W	33-30
	South Carolina	W	33-26
	Loyola, Chicago	H	W 30-27
F 15	North Carolina	H	W 37-36
	Washington & Lee	W	30-29
F 20	Maryland	W	39-26
	Davidson	W	45-21
F 28	Louisiana State	N1	W 43-34
M 1	Georgia Tech	N1	W 44-35
M 3	Kentucky	N1	W 37-32
M 4	Alabama	N1	L 24-31

N1 - Southern Conference Tournament, Atlanta, Ga.

### 1930-31

Record: 14-7

Head Coach: Eddie Cameron

	Villanova	L	21-22
	Randolph-Macon	W	48-18
	Wake Forest	W	44-27
	Wofford	W	43-24
	South Carolina	W	44-16
J 15	Maryland	L	24-32
	Temple	L	27-44
	Navy	W	41-27
	N.C. State	L	19-24
J 31	North Carolina	H	W 30-18
	Davidson	W	27-18
	Virginia	W	43-31
	N.C. State	L	23-26
	Vanderbilt	W	50-44
	Tennessee	L	25-36
F 14	North Carolina	A	W 34-23
	Wake Forest	W	25-22
	Davidson	W	31-17
	Sewanee	W	65-22
F 27	Clemson	N1	W 31-27
F 28	Kentucky	N1	L 30-35

N1 - Southern Conference Tournament, Atlanta, Ga.

### 1931-32

Record: 14-11

Head Coach: Eddie Cameron

D 17	Baltimore	A	L 24-30
D 18	Georgetown	A	L 26-36
D 19	Catholic	A	W 41-29
J 8	Wake Forest	H	W 23-16
J 9	William & Mary	H	W 28-20
J 13	Army	A	L 23-25
J 14	Crescent AC	A	L 31-44
J 15	Navy	A	L 25-36
J 23	N.C. State	H	W 28-18
J 29	Davidson	H	W 21-6
J 30	North Carolina	A	L 20-37
F 1	Davidson	A	W 33-20
F 4	Washington & Lee	A	W 30-27
F 5	VMI	A	W 41-26
F 6	Kentucky	A	L 30-37
F 8	Tennessee	A	L 31-32
F 11	Wake Forest	H	W 32-25
F 13	North Carolina	H	W 24-18
F 16	N.C. State	A	W 25-21
F 18	Washington & Lee	H	L 12-21
F 19	VMI	H	W 45-25
F 20	Maryland	H	L 18-20
F 26	Vanderbilt	N1	W 44-32
F 27	Florida	N1	W 33-22
F 29	Georgia	N1	L 32-43

N1 - Southern Conference Tournament, Atlanta, Ga.

### 1932-33

Record: 17-5

Head Coach: Eddie Cameron

D 15	Baltimore	A	W 38-34
D 16	Georgetown	A	W 35-30
D 17	George Washington	A	W 35-34
J 6	Furman	H	W 31-28
J 9	Davidson	A	W 58-14
J 10	Wake Forest	H	W 33-24
J 12	Maryland	A	L 28-30
J 14	Navy	A	L 22-44
J 17	Wake Forest	A	W 34-16
J 21	N.C. State	A	W 36-29
J 28	VMI	H	W 41-20
J 31	North Carolina	H	W 36-32
F 2	Washington & Lee	A	W 49-25
F 3	VMI	A	W 31-15
F 4	Virginia Tech	A	W 31-25
F 7	Davidson	H	W 44-28
F 11	North Carolina	A	W 31-24
F 14	N.C. State	H	L 28-40
F 18	South Carolina	A	L 23-46
F 24	Virginia	N1	W 38-24
F 25	Washington & Lee	N1	W 41-32
F 27	South Carolina	N1	L 21-33

N1 - Southern Conference Tournament, Raleigh, N.C.

### 1933-34

Record: 18-6

Head Coach: Eddie Cameron

D 14	Catholic	A	L 31-33
D 15	Baltimore	A	W 33-25
J 4	Clemson	H	W 36-23
J 6	Wake Forest	H	W 38-29
J 8	Davidson	A	W 40-35
J 10	Army	A	W 27-25
J 11	Maryland	A	L 33-37
J 13	Navy	A	W 29-23
J 17	N.C. State	A	W 33-29
J 18	VMI	H	W 41-20
J 20	Virginia	H	W 26-17
J 30	Washington & Lee	H	W 41-37
F 3	North Carolina	A	L 21-25
F 5	Washington & Lee	A	W 41-27
F 6	VMI	A	W 45-32
F 7	Virginia Tech	A	W 45-15
F 10	Wake Forest	A	W 37-21
F 12	Davidson	H	W 57-26
F 16	North Carolina	H	L 25-30
F 20	South Carolina	H	L 23-28
F 24	N.C. State	H	W 41-34
M 1	VMI	N1	W 35-14
M 2	North Carolina	N1	W 21-18
M 3	Washington & Lee	N1	L 29-30

N1 - Southern Conference Tournament, Raleigh, N.C.

### 1934-35

Record: 18-8

Head Coach: Eddie Cameron

D 17	South Carolina	A	L 23-24
D 18	Florida	A	W 55-27
D 19	Florida	A	L 21-40
J 2	Davidson	N1	W 39-35
J 4	Wofford	H	W 40-33
J 7	Wake Forest	H	W 47-30
J 9	Army	A	W 34-16
J 11	Maryland	A	W 48-39
J 14	Virginia	H	W 30-20
J 15	N.C. State	A	L 25-28
J 18	Catholic	H	L 25-31
J 26	Virginia Tech	H	W 32-25
F 1	VMI	H	L 27-32
F 2	Washington & Lee	H	W 31-27
F 5	North Carolina	H	W 33-27
F 7	Virginia Tech	A	W 27-19
F 8	Washington & Lee	A	W 33-30
F 9	VMI	A	W 28-27
F 12	Davidson	H	W 35-34
F 16	North Carolina	A	L 20-24
F 18	Wake Forest	A	W 37-21
F 21	South Carolina	H	W 37-34
F 23	N.C. State	H	W 35-28
F 28	Virginia	N2	W 39-32
M 1	Washington & Lee	N2	L 27-31
M 6	Navy	A	L 38-44

N1 - Winston-Salem, N.C.

N2 - Southern Conference Tournament, Raleigh, N.C.

### 1935-36

Record: 20-6

Head Coach: Eddie Cameron

D 9	Durham YMCA	A	W 57-23
D 10	High Point	A	W 50-22
D 12	Catham Mills	A	W 73-27
D 18	Catholic	A	W 39-36
D 19	Baltimore	A	W 49-29
J 2	Elon	H	W 58-42
J 3	Yale	H	W 52-17
J 6	Wofford	H	W 36-28
J 8	Davidson	A	W 46-24
J 10	Wake Forest	H	W 37-19
J 11	Virginia	H	W 45-29
J 14	Princeton	A	W 40-26
J 15	Army	A	W 31-29
J 25	N.C. State	A	L 33-36
J 30	Virginia Tech	H	W 40-20
F 1	Maryland	A	L 34-38
F 6	North Carolina	A	W 36-34
F 10	Virginia	A	W 44-28
F 11	Richmond	A	W 31-27
F 13	Davidson	H	W 36-33
F 14	Florida	H	W 42-31
F 18	Wake Forest	A	W 42-27
F 21	North Carolina	H	L 28-30
F 25	N.C. State	H	L 29-32
F 26	Washington & Lee	A	L 27-43
M 5	Maryland	N1	L 35-47

N1 - Southern Conference Tournament, Raleigh, N.C.

## 2012-13 DUKE MEN'S BASKETBALL

## MEDIA GUIDE

### 1936-37

Record: 15-8

Head Coach: Eddie Cameron

D 11	Richmond	A	W	38-35
D 12	Randolph-Macon	A	W	40-25
D 16	Clemson	A	W	33-25
D 17	South Carolina	A	W	45-35
	Wake Forest	H	W	30-28
J 6	Davidson	A	W	40-34
J 7	South Carolina	H	W	52-24
J 8	Navy	A	W	33-29
J 12	Mississippi State	H	L	29-33
J 16	Maryland	A	W	34-31
	Catholic	H	W	52-31
J 23	N.C. State	A	L	27-30
J 30	Maryland	H	W	34-30
F 2	Davidson	H	W	32-27
F 3	Army	A	W	31-28
F 6	Wake Forest	A	L	30-34
F 8	Washington & Lee	H	W	37-35
F 12	North Carolina	A	L	35-41
F 16	Washington & Lee	A	L	31-37
F 17	VMI	A	L	31-32
F 20	N.C. State	H	W	36-33
F 25	North Carolina	H	L	32-37
M 4	North Carolina	N1	L	30-34

N1 - Southern Conference Tournament, Raleigh, N.C.

### 1937-38

Record: 15-9

Head Coach: Eddie Cameron

►Southern Conference Champions

D 13	High Point	A	W	36-33
D 15	South Carolina	A	L	26-32
D 16	Florida	A	W	33-25
D 17	Florida	A	W	37-33
J 3	Mississippi State	H	L	23-25
J 5	Davidson	A	L	22-40
J 7	Wake Forest	H	W	38-33
J 8	Navy	A	L	30-43
J 11	Richmond	H	W	32-24
J 12	South Carolina	H	W	42-34
J 15	Maryland	A	L	35-40
J 30	Maryland	H	W	44-34
F 2	N.C. State	A	W	40-28
F 4	St. John's	A	L	28-44
F 5	Army	A	L	20-40
F 8	Davidson	H	W	52-28
F 12	North Carolina	A	L	24-34
F 14	Washington & Lee	A	W	48-39
F 19	N.C. State	H	L	45-49
F 21	Wake Forest	A	W	41-40
F 25	North Carolina	H	W	39-33
M 3	N.C. State	N1	W	44-33
M 4	Maryland	N1	W	35-32
M 5	Clemson	N1	W	40-30

N1 - Southern Conference Tournament, Raleigh, N.C.

### 1938-39

Record: 10-12

Head Coach: Eddie Cameron

D 14	The Citadel	H	W	49-37
D 17	Pittsburgh	H	L	37-51
J 4	Princeton	H	W	46-33
J 5	Davidson	A	L	39-41
J 7	Wake Forest	A	W	52-41
J 9	Washington & Lee	H	L	41-46
J 10	Clemson	H	W	39-33
J 13	Maryland	A	L	34-37
J 14	Navy	A	W	44-37
J 17	Virginia Tech	H	W	47-35
J 31	N.C. State	H	W	43-37
F 2	Maryland	H	L	44-60
F 4	Army	A	L	27-37
F 6	Brown	A	L	33-41
F 8	Davidson	H	L	40-42
F 10	North Carolina	A	L	32-37
F 13	Clemson	A	L	36-38
F 16	Washington & Lee	A	L	35-36
F 18	Wake Forest	H	W	59-34
F 20	N.C. State	A	W	29-26
F 24	North Carolina	H	W	41-38
M 1	N.C. State	N1	L	39-40

N1 - Southern Conference Tournament, Raleigh, N.C.

### 1939-40

Record: 19-7

Head Coach: Eddie Cameron

D 16	Hampden-Sydney	A	W	59-28
D 19	Oklahoma A&M	A	L	41-51
D 20	Washington, Md.	A	W	43-40
D 21	Baltimore	A	L	29-40
J 4	Davidson	A	W	51-28
J 6	Princeton	H	W	36-27
J 9	Maryland	A	L	30-32
J 10	Navy	A	W	40-27
J 13	VMI	A	W	28-25
J 16	The Citadel	H	W	51-40
J 20	Clemson	H	W	54-49
J 27	Wake Forest	H	W	50-44
J 30	Maryland	H	W	48-27
F 1	N.C. State	A	W	57-27
F 3	Pennsylvania	A	L	35-49
F 6	Davidson	H	W	47-30
F 10	North Carolina	A	W	50-44
F 12	Clemson	H	W	39-37
F 13	Georgia Tech	A	L	35-41
F 15	Wake Forest	A	W	44-35
F 7	Washington & Lee	H	W	28-27
F 19	N.C. State	H	W	46-37
F 22	North Carolina	H	L	27-31
F 29	The Citadel	N1	W	40-35
M 1	Maryland	N1	W	44-32
M 2	North Carolina	N1	L	23-39

N1 - Southern Conference Tournament, Raleigh, N.C.

### 1940-41

Record: 14-8

Head Coach: Eddie Cameron

►Southern Conference Champions

D 17	Lincoln Memorial	H	L	39-43
D 20	Catholic	A	W	48-33
D 21	George Washington	A	L	38-48
J 4	Lehigh	H	W	66-30
J 6	Davidson	A	W	57-33
J 8	Wake Forest	H	L	35-38
J 11	Maryland	A	W	40-26
J 16	George Washington	H	W	44-37
J 18	Clemson	H	W	45-42
J 30	N.C. State	H	L	38-39
F 1	Maryland	H	W	43-17
F 3	Pittsburgh	H	L	32-46
F 7	North Carolina	A	L	33-51
F 8	Navy	H	L	32-34
F 11	Washington & Lee	A	L	28-30
F 13	Wake Forest	A	W	42-41
F 15	Washington & Lee	H	W	45-33
F 17	N.C. State	A	W	44-37
F 20	North Carolina	H	W	35-33
F 27	North Carolina	N1	W	38-37
F 28	William & Mary	N1	W	57-42
M 1	South Carolina	N1	W	53-30

N1 - Southern Conference Tournament, Raleigh, N.C.

### 1941-42

Record: 22-2

Head Coach: Eddie Cameron

►Southern Conference Champions

D 8	Georgetown, Ky.	H	W	37-31
D 18	Rider	H	W	55-29
J 3	Temple	A	L	41-57
J 5	Tennessee	H	W	37-35
J 7	Davidson	A	W	75-40
J 9	Maryland	H	W	37-33
J 10	George Washington	H	W	38-37
J 12	VMI	A	W	52-47
J 17	Navy	A	W	41-31
J 24	Wake Forest	H	W	60-39
J 31	N.C. State	H	W	40-28
F 4	Davidson	H	W	73-37
F 7	North Carolina	A	W	52-40
F 10	Washington & Lee	A	W	63-34
F 14	Washington & Lee	H	W	68-38
F 16	N.C. State	A	W	53-48
F 19	Wake Forest	A	W	58-51
F 21	George Washington	A	L	53-55
F 23	Maryland	A	W	64-46
F 24	Virginia Tech	H	W	67-50
F 27	North Carolina	H	W	41-40
M 5	Washington & Lee	N1	W	59-41
M 6	Wake Forest	N1	W	54-45
M 7	N.C. State	N1	W	45-34

N1 - Southern Conference Tournament, Raleigh, N.C.

### 1942-43

Record: 20-6

Head Coach: Gerry Gerard

D 17	Carolina Pre-Flight	H	L	41-46
D 19	Tennessee	A	L	33-51
D 31	Fort Bragg	A	W	62-47
J 6	Carolina Pre-Flight	A	W	51-48
J 7	Davidson	A	W	60-50
J 9	VMI	H	W	45-43
J 11	George Washington	H	L	53-66
J 13	Norfolk Navy	H	L	53-60
J 17	Temple	A	W	45-44
J 23	Virginia Tech	H	W	78-70
J 26	Wake Forest	H	W	63-41
J 30	N.C. State	H	W	60-47
F 2	Carolina Pre-Flight	H	W	59-33
F 6	North Carolina	A	W	51-39
F 9	Washington & Lee	A	W	71-44
F 10	Duquesne	H	W	55-41
F 12	Maryland	A	W	46-43
F 13	Pennsylvania	A	L	48-49
F 15	Wake Forest	H	W	59-40
F 17	N.C. State	A	W	53-32
F 19	George Washington	A	W	64-61
F 20	Navy	A	W	58-48
F 26	North Carolina	H	W	43-24
M 4	VMI	N1	W	57-41
M 5	The Citadel	N1	W	56-37
M 6	George Washington	N1	L	40-56

N1 - Southern Conference Tournament, Raleigh, N.C.

### 1943-44

Record: 13-13

Head Coach: Gerry Gerard

►Southern Conference Champions

N 30	Camp Butner	H	W	62-36
D 8	Carolina Pre-Flight	A	L	39-58
D 10	Milligan	H	L	40-46
D 11	Hampden-Sydney	H	W	50-25
D 14	Columbia AAB	H	W	52-33
D 17	Camp Butner	A	W	49-41
D 18	Charleston USCG	H	L	46-52
D 21	Fort Bragg	H	W	42-40
D 28	Carolina Pre-Flight	H	L	35-48
J 1	Long Island	A	L	57-59
J 5	Norfolk NAS	H	L	28-61
J 8	Cherry Point	H	L	52-54
J 13	Richmond AFB	H	W	44-38
J 15	Norfolk NAS	A	L	51-52
J 18	North Carolina	H	L	33-37
J 22	Norfolk NTS	A	L	59-72
J 26	Norfolk NTS	H	L	51-52
J 29	Navy	A	L	42-45
F 1	N.C. State	A	W	60-36
F 4	South Carolina	H	W	46-40
F 5	North Carolina	A	W	41-40
F 10	North Carolina	H	L	30-39
F 12	N.C. State	H	W	53-32
F 24	William & Mary	N1	W	68-25
F 25	N.C. State	N1	W	40-32
F 26	North Carolina	N1	W	44-27

N1 - Southern Conference Tournament, Raleigh, N.C.

### 1944-45

Record: 13-9

Head Coach: Gerry Gerard

D 5	Richmond AAB	H	L	32-42
D 12	Camp Butner	A	L	49-50
D 17	Virginia	A	W	56-44
D 20	Laurinburg-Maxton	H	W	55-46
D 29	Carolina Pre-Flight	A	L	43-58
D 30	Camp Lejeune	H	W	28-24
J 2	Fort Bragg	H	W	27-21
J 6	Maryland	H	W	51-24
J 10	Carolina Pre-Flight	H	L	45-49
J 13	Wake Forest	H	W	60-35
J 16	Norfolk NAS	H	L	37-57
J 20	North Carolina	A	W	50-41
J 23	Norfolk NTS	H	L	37-59
J 27	Navy	A	L	43-54
J 30	N.C. State	H	W	48-38
F 3	Wake Forest	N1	W	75-39
F 10	Temple	A	W	51-46
F 14	North Carolina	H	L	38-50
F 17	N.C. State	A	W	47-40
F 22	Maryland	N2	W	76-49
F 23	William & Mary	N2	W	59-22
F 24	North Carolina	N2	L	38-49

N1 - High Point, N.C.

N2 - Southern Conference Tournament, Raleigh, N.C.

### 1945-46

Record: 21-6

Head Coach: Gerry Gerard

►Southern Conference Champions

D 4	Camp Perry	H	L	35-39
D 7	Norfolk NTS	A	L	51-57
D 14	Davidson	H	W	50-23
D 15	Virginia	N1	W	48-38
J 2	South Carolina	A	W	52-36
J 4	Maryland	H	W	59-25
J 5	Davidson	A	W	55-27
J 9	North Carolina	A	W	51-46
J 11	N.C. State	A	W	46-34
J 12	Wake Forest	A	W	43-38
J 15	Norfolk NTS	H	W	31-22
J 18	Georgia Tech	A	W	54-39
J 19	Clemson	A	W	42-29
J 23	South Carolina	H	W	55-33
J 25	Maryland	A	L	38-43
J 26	Navy	A	L	40-51
J 29	Wright Field	H	W	44-43
F 2	N.C. State	H	W	56-33
F 5	Wake Forest	H	W	32-29
F 9	Temple	A	L	38-64
F 12	Georgia Tech	H	W	73-51
F 16	North Carolina	H	L	44-54
	Clemson	H	W	61-33
F 23	Marine Institute	H	W	49-43
F 28	N.C. State	N2	W	44-38
M 1	Virginia Tech	N2	W	44-38
M 2	Wake Forest	N2	W	49-30

N1 - Lynchburg, Va.



## MEDIA GUIDE

### 1947-48

Record: 17-12

Head Coach: Gerry Gerard

D 6	Hanes Hosiery	A	W	61-55
D 13	Virginia	A	L	39-49
D 15	Hampden-Sydney	H	W	59-45
D 17	McCrory	H	W	71-34
D 19	Washington & Lee	A	W	72-39
D 30	Hanes Hosiery	H	W	70-46
J 3	Tennessee	H	L	58-62
J 5	Maryland	H	W	53-42
J 6	Davidson	A	L	42-44
J 8	NYU	A	L	56-77
J 10	Temple	A	L	54-58
J 14	George Washington	H	L	47-48
J 16	Clemson	H	W	80-47
J 24	Virginia Tech	H	W	52-45
F 4	Navy	A	L	46-56
F 5	William & Mary	A	W	45-36
F 7	North Carolina	A	L	42-48
F 10	Wake Forest	H	W	47-45
F 14	N.C. State	H	L	43-44
F 16	Georgia Tech	A	W	60-55
F 17	Clemson	A	L	57-63
F 18	N.C. State	A	L	37-70
F 19	Virginia	H	W	57-48
F 24	Wake Forest	A	W	49-48
F 27	North Carolina	H	W	56-45
M 3	South Carolina	H*	W	63-48
M 4	George Washington	H*	W	54-51
M 5	Davidson	H*	W	53-37
M 6	N.C. State	H*	L	50-58

\* - Southern Conference Tournament, Durham, N.C.

### 1948-49

Record: 13-9

Head Coach: Gerry Gerard

D 4	Hanes Hosiery	A	L	57-58
D 8	McCrory	A	W	70-51
D 10	Hampden-Sydney	A	W	58-50
D 11	Virginia	A	W	47-37
D 15	McCrory	H	W	51-36
D 17	Davidson	A	W	58-41
J 4	Hanes Hosiery	H	W	54-42
J 6	Washington & Lee	A	W	58-45
J 8	Temple	H	L	45-59
J 11	Virginia Tech	A	L	46-56
J 15	N.C. State	H	L	52-53
J 22	Virginia Tech	H	W	65-52
J 27	Wake Forest	A	L	50-52
J 29	Davidson	H	W	57-51
F 2	Navy	A	W	55-42
F 4	NYU (-/15)	H	W	73-44
F 5	North Carolina	A	L	34-64
F 9	George Washington	A	L	49-51
F 11	N.C. State	A	L	44-47
F 12	Georgia Tech	H	W	53-42
F 19	Wake Forest	H	W	61-51
F 25	North Carolina	H	L	40-64

### 1949-50

Record: 15-15

Head Coach: Gerry Gerard

D 3	Hanes Hosiery	A	L	52-53
D 6	Hampden-Sydney	H	W	74-59
D 8	McCrory	A	L	54-60
D 10	Virginia	N1	W	82-61
D 15	Davidson	A	W	66-49
D 17	Washington & Lee	A	W	81-67
D 20	South Carolina	A	L	44-54
D 28	Penn State	N2	L	48-51
D 29	North Carolina	N2	L	52-59
D 30	Wake Forest	N2	W	54-52
J 4	Maryland	H	W	58-46
J 7	N.C. State (-/7)	H	W	58-55
J 12	NYU	N3	L	64-80
J 14	Temple	A	L	49-59
J 17	South Carolina	H	W	79-60
J 27	Davidson	H	W	69-59
J 28	Wake Forest	H	W	65-55
F 4	Navy	H	W	68-53
F 7	The Citadel	H	W	65-39
F 10	Maryland	A	L	57-67
F 11	George Washington	A	L	55-62
F 14	N.C. State (-/8)	A	L	50-68
F 17	North Carolina	A	L	55-58
F 18	George Washington	H	W	55-52
F 21	Wake Forest	A	L	54-72
F 24	North Carolina	H	L	46-64
M 2	South Carolina	H*	W	53-41
M 3	William & Mary	H*	W	60-50
M 4	N.C. State (-/8)	H*	L	47-67
M 8	Pennsylvania	A	L	50-68

N1 - Norfolk, Va.

N2 - Dixie Classic, Raleigh, N.C.

N3 - Madison Square Garden, New York, N.Y.

\* - Southern Conference Tournament, Durham, N.C.

### 1950-51

Record: 20-13

Head Coach: Harold Bradley

D 2	Hanes Hosiery	A	W	76-71
D 5	McCrory	A	W	72-60
D 9	Virginia	N1	W	77-57
D 15	VMI	A	W	86-66
D 16	Washington & Lee	A	W	97-69
D 22	George Washington	A	W	70-67
D 23	Bradley (-/2)	A	L	58-93
D 28	Colgate	N2	L	69-84
D 29	North Carolina	N2	W	71-63
D 30	Tulane	N2	W	74-72
J 1	Canisius	A	L	57-69
J 3	Pennsylvania	A	L	76-85
J 6	N.C. State (-/7)	H	L	71-77
J 11	South Carolina	H	W	60-58
J 13	West Virginia	H	W	77-73
J 15	William & Mary	A	L	57-74
J 27	Wake Forest	H	L	56-65
J 29	Davidson	H	W	90-68
J 30	South Carolina	A	L	62-82
F 2	North Carolina	A	L	68-71
F 3	NYU	H	L	73-79
F 5	George Washington	H	W	85-70
F 6	William & Mary	H	W	61-54
F 10	N.C. State (-/10)	A	L	65-75
F 12	Davidson	A	W	94-73
F 14	Washington & Lee	H	W	94-68
F 16	Maryland	A	W	49-40
F 17	Navy	A	L	60-85
F 19	Wake Forest	A	W	69-64
F 23	North Carolina	H	W	84-72
M 1	Virginia Tech	N3	W	64-61
M 2	William & Mary	N3	W	71-69
M 3	N.C. State (-/8)	N3	L	63-67

N1 - Norfolk, Va.

N2 - Dixie Classic, Raleigh, N.C.

N3 - Southern Conference Tournament, Raleigh, N.C.

### 1951-52

Record: 24-6

Head Coach: Harold Bradley

D 1	Temple	H	W	85-48
D 3	Hanes Hosiery	A	W	78-68
D 5	North Carolina	H	W	77-59
D 8	Bradley	H	W	87-69
D 11	Furman (12/-)	N1	L	72-73
D 15	VMI (12/-)	H	W	102-45
D 18	Davidson (19/-)	H	W	88-49
D 21	George Washington (19/-)	A	W	98-76
D 22	West Virginia (19/-)	A	L	74-95
D 27	Columbia	N2	L	58-66
D 28	Wake Forest	N2	W	79-74
D 29	Southern Cal	N2	L	69-87
J 2	Pennsylvania	H	W	62-52
J 5	N.C. State (-/17)	H	L	70-72
J 10	NYU (-/13)	N3	W	74-72
J 12	Temple	A	W	86-65
J 26	Wake Forest	H	W	90-69
F 1	North Carolina	A	W	73-66
F 2	George Washington	H	W	89-74
F 7	William & Mary	H	W	68-62
F 9	Navy	A	W	70-68
F 12	N.C. State	A	W	71-58
F 18	Maryland	H	W	56-51
F 21	Wake Forest	A	W	87-62
F 23	South Carolina	A	W	96-82
F 26	Davidson (15/-)	A	W	58-50
F 29	North Carolina (15/-)	H	W	94-64
M 6	Maryland (12/-)	N4	W	51-48
M 7	West Virginia (12/9)	N4	W	90-88
M 8	N.C. State (12/-)	N4	L	68-77

N1 - Shelby, N.C.

N2 - Dixie Classic, Raleigh, N.C.

N3 - Madison Square Garden, New York, N.Y.

N4 - Southern Conference Tournament, Raleigh, N.C.

### 1952-53

Record: 17-8

Head Coach: Harold Bradley

D 1	Vanderbilt	H	W	94-88
D 6	Wake Forest	H	L	86-91
D 9	Washington & Lee	A	W	91-80
D 13	Tennessee	A	W	89-82
D 16	Davidson	H	W	94-65
D 20	Temple	A	L	64-67
D 22	George Washington	A	L	87-113
D 29	Brigham Young	N1	L	68-69
D 30	Pennsylvania	N1	L	80-97
D 31	Princeton	N1	W	74-59
J 7	South Carolina	A	W	76-67
J 10	N.C. State (-/9)	H	L	64-82
J 13	VMI	H	W	78-55
J 31	Navy (-/16)	H	W	78-73
F 3	West Virginia	H	W	91-86
F 5	NYU	H	W	89-82
F 6	North Carolina (-/12)	A	W	95-89
F 9	George Washington	H	W	83-80
F 12	Wake Forest	A	W	101-99
F 14	N.C. State (-/12)	A	W	84-82
F 19	William & Mary (18/-)	A	L	82-85
F 21	South Carolina (18/-)	H	W	98-68
F 23	Davidson (18/-)	A	W	99-72
F 27	North Carolina	H	W	83-58
M 5	Maryland	N2	L	65-74

N1 - Dixie Classic, Raleigh, N.C.

N2 - Southern Conference Tournament, Raleigh, N.C.

### 1953-54

Record: 21-6

ACC: 9-1 (1st)

Head Coach: Harold Bradley

D 2	Furman	H	W	110-76
D 5	Tennessee	H	W	101-61
D 7	Vanderbilt	A	L	66-71
D 12	William & Mary	H	W	109-44
D 15	Davidson (13/-)	H	W	78-37
D 19	West Virginia (13/-)	A	W	67-64
D 21	Kentucky (13/2)	N1	L	69-85
D 22	UCLA (-/13)	N1	L	67-72
D 28	Oregon State (-/12)	N2	W	71-61
D 29	Wake Forest	N2	W	83-66
D 30	Navy	N2	W	98-83
J 2	Virginia	H	W	86-64
J 4	South Carolina	A	W	89-69
J 6	Virginia Tech (8/-)	H	W	82-45
J 9	N.C. State (15/19)	H	W	87-85
J 12	Wake Forest (9/-)	A	L	89-96
J 30	Navy (20/-)	A	W	82-65
F 4	North Carolina (8/-)	H	W	63-47
F 6	George Washington (8/11)	H	L	71-76
F 9	N.C. State (15/19)	A	W	90-89
F 13	Virginia Tech (15/-)	A	W	107-53
F 16	Maryland (14/11)	A	W	68-61
F 20	North Carolina (14/-)	A	W	67-63
F 23	South Carolina (10/-)	H	W	89-55
F 26	Wake Forest (10/-)	H	W	90-81
M 4	Virginia (11/-)	N3	W	96-68
M 5	N.C. State (11/18)	N3	L	75-79

N1 - Kentucky Invitational, Louisville, Ky.

N2 - Dixie Classic, Raleigh, N.C.

N3 - ACC Tournament, Raleigh, N.C.

### 1954-55

Record: 20-8

ACC: 11-3 (2nd)

Head Coach: Harold Bradley

D 3	Clemson	H	W	115-54
D 7	Maryland (17/-)	A	L	47-49
D 10	South Carolina (17/-)	H	W	95-55
D 14	Davidson	A	W	107-75
D 17	Maryland	H	W	68-61
D 20	Pittsburgh	A	W	90-68
D 27	West Virginia (-/12)	N1	W	92-79
D 28	Minnesota (18/11)	N1	L	73-79
D 29	North Carolina (18/-)	N1	L	52-65
J 3	Florida State (18/-)	H	W	97-75
J 5	Temple (17/-)	H	W	81-64
J 8	N.C. State (17/3)	H	L	91-96
J 11	Clemson	A	W	75-66
J 12	South Carolina	A	W	82-64
J 15	Virginia	H	W	109-89
J 31	Geo. Washington (-/16)	A	L	73-92
F 4	North Carolina	A	W	91-68
F 5	West Virginia	H	W	115-75
F 9	Wake Forest	A	W	75-73
F 12	Navy	A	W	71-56
F 15	N.C. State (-/7)	A	L	78-84
F 19	Wake Forest	H	W	84-65
F 22	Virginia	A	W	105-92
F 25	North Carolina	H	W	96-74
M 3	South Carolina	N2	W	83-67
M 4	Virginia	N2	W	90-77
M 5	N.C. State (-/15)	N2	L	77-87
M 8	Villanova	N3	L	73-74

N1 - Dixie Classic, Raleigh, N.C.

N2 - ACC Tournament, Raleigh, N.C.

N3 - NCAA Tournament, New York, N.Y.

1955-56			
Record: 19-7		ACC: 10-4 (T3rd)	
Head Coach: Harold Bradley			
D 2	Clemson	H	W 97-63
D 9	South Carolina	H	W 82-68
D 10	Georgia Tech	H	W 87-66
D 16	Pennsylvania	A	W 98-80
D 17	Villanova	A	W 86-76
D 20	Pittsburgh (14/-)	A	W 92-54
D 29	Wyoming (8/-)	N1	W 71-54
D 30	North Carolina (8/4)	N1	L 64-74
D 31	Wake Forest (8/-)	N1	W 64-52
J 4	Wake Forest (11/-)	A	L 71-84
J 7	N.C. State (11/2)	H	W 68-58
J 10	South Carolina (6/-)	A	W 63-52
J 11	Clemson (6/-)	A	W 109-80
J 14	Maryland (6/-)	H	W 76-62
F 1	Kentucky (10/8)	A	L 76-81
F 4	North Carolina (10/9)	H	W 64-59
F 7	Maryland (8/-)	A	W 82-70
F 9	Virginia (8/-)	H	W 74-59
F 11	Wake Forest (8/-)	H	L 77-80
F 14	N.C. State (11/5)	A	L 81-90
F 18	Navy (11/-)	H	W 93-70
F 21	Virginia (11/-)	A	W 92-58
F 24	North Carolina (11/9)	A	L 65-73
F 25	G. Washington (11/19)	H	W 90-71
M 1	Maryland (11/-)	N2	W 94-69
M 2	N.C. State (11/5)	N2	L 79-91
N1 - Dixie Classic, Raleigh, N.C.			
N2 - ACC Tournament, Raleigh, N.C.			

1956-57			
Record: 13-11		ACC: 8-6 (3rd)	
Head Coach: Harold Bradley			
N 30	Georgia Tech	A	W 71-61
D 4	Clemson	A	W 84-78
D 5	South Carolina	N1	W 104-76
D 14	Alabama (-/9)	N2	W 89-78
D 15	West Virginia (-/13)	N2	L 82-83
D 18	Kentucky (13/7)	H	W 85-84
D 27	West Virginia (9/4)	N3	W 73-67
D 28	North Carolina (9/2)	N3	L 71-87
D 29	N.C. State (9/-)	N3	L 80-102
J 5	N.C. State	H	W 92-85
J 10	Maryland (15/-)	A	L 51-62
J 12	Clemson (15/-)	H	W 80-70
J 29	Wake Forest (19/13)	A	L 59-77
J 31	Maryland (19/-)	H	W 72-60
F 2	Navy (19/-) •	A	L 69-71
F 5	Pittsburgh	H	W 90-72
F 9	North Carolina (-/1)	A	L 73-75
F 12	N.C. State (14/-)	A	L 72-79
F 16	Wake Forest (17/11)	H	W 75-64
F 19	Virginia (16/-)	A	L 81-90
F 23	South Carolina (16/-)	H	W 94-81
F 27	Virginia	H	W 81-66
M 1	North Carolina (-/1)	H	L 72-86
M 7	South Carolina	N4	L 81-84
N1 - Charlotte, N.C.			
N2 - Birmingham Tournament, Birmingham, Ala.			
N3 - Dixie Classic, Raleigh, N.C.			
N4 - ACC Tournament, Raleigh, N.C.			

1957-58			
Record: 18-7		ACC: 11-3 (1st)	
Head Coach: Harold Bradley			
D 2	Kentucky	A	L 74-78
D 6	Clemson	H	W 79-66
D 14	Villanova	H	W 60-53
D 17	South Carolina	A	L 51-62
D 21	Pittsburgh ••	A	L 84-87
D 26	Seton Hall	N1	W 69-62
D 27	North Carolina (-/4)	N1	L 62-76
D 28	Wake Forest •	N1	W 79-75
J 4	NYU	A	W 67-60
J 8	Maryland (-/11)	A	L 49-74
J 11	N.C. State (-/13) ••	H	W 76-75
J 27	West Virginia (-/1)	H	W 72-68
J 30	Virginia	H	W 88-71
F 1	Wake Forest	A	W 70-56
F 3	South Carolina	H	W 61-49
F 4	Clemson (13/-)	N2	W 73-57
F 8	North Carolina (13/7)	A	W 91-75
F 11	N.C. State (8/10)	A	W 65-48
F 15	Wake Forest (8/-)	H	W 71-59
F 19	Navy (7/-)	A	W 77-63
F 21	Maryland (7/14)	H	W 68-59
F 25	Virginia (6/-) •••	A	L 68-70
F 28	North Carolina (6/9)	H	W 59-46
M 6	Wake Forest (6/-)	N3	W 51-44
M 7	Maryland (6/17) •	N3	L 65-71
N1 - Dixie Classic, Raleigh, N.C.			
N2 - Charlotte, N.C.			
N3 - ACC Tournament, Raleigh, N.C.			

1958-59				
Record: 13-12		ACC: 7-7 (T3rd)		
Head Coach: Harold Bradley				
D 5	Clemson	A	L	55-56
D 8	Kentucky	H	L	64-78
D 12	West Virginia (-/4)	A	L	63-101
D 15	South Carolina	H	W	68-61
D 19	Pennsylvania	A	W	66-57
D 20	Villanova	A	L	67-74
D 29	Michigan State (-/9)	N1	L	57-82
D 30	Yale	N1	W	56-53
D 31	Louisville	N1	W	57-54
J 5	Wake Forest	A	W	58-57
J 7	Maryland	A	L	33-64
J 10	N.C. State (-/2)	H	L	60-67
J 13	Clemson	H	W	45-41
J 15	Virginia	A	L	67-86
J 17	Maryland	H	W	78-69
J 31	Pittsburgh	H	W	75-66
F 3	South Carolina	A	W	80-72
F 6	North Carolina (-/2)	H	L	80-89
F 10	N.C. State (-/6)	A	L	72-80
F 14	Navy	H	W	64-63
F 17	Wake Forest	H	W	85-78
F 20	Virginia	H	W	71-63
F 28	North Carolina (-/3)	A	L	62-72
M 5	Wake Forest	N2	W	78-71
M 6	North Carolina (-/5)	N2	L	71-74
N1 - Dixie Classic, Raleigh, N.C.				
N2 - ACC Tournament, Raleigh, N.C.				

1959-60			
Record: 17-11		ACC: 7-7 (4th)	
Head Coach: Vic Bubas			
▶ ACC Champions			
▶ NCAA Elite Eight			
D 1	Georgia Tech	H	L 49-59
D 5	Clemson	H	W 68-59
D 12	South Carolina	A	W 72-70
D 18	Alabama	N1	W 78-60
D 19	Navy	N1	W 76-71
D 28	Utah (16/6)	N2	W 63-52
D 29	North Carolina (18/-)	N2	L 53-75
D 30	Dayton (18/-)	N2	L 63-71
J 4	Bucknell	H	W 72-36
J 9	N.C. State	H	W 47-34
J 12	Clemson	A	W 50-41
J 16	Maryland	H	L 48-56
J 30	South Carolina	H	W 79-65
F 3	Wake Forest	A	L 63-80
F 6	Navy	A	W 58-48
F 9	N.C. State	A	L 53-63
F 13	North Carolina (-/13)	A	L 58-84
F 16	Virginia	H	W 78-66
F 18	Maryland	A	L 61-71
F 20	Wake Forest	H	L 64-83
F 22	Virginia	A	W 79-63
F 27	North Carolina	H	L 50-75
M 3	South Carolina	N3	W 82-69
M 4	North Carolina (-/16)	N3	W 71-69
M 5	Wake Forest (-/18)	N3	W 63-59
M 8	Princeton (18/-)	N4	W 84-60
M 11	St. Joseph's (18/-)	N5	W 58-56
M 12	NYU (18/12)	N5	L 59-74

1960-61			
Record: 22-6		ACC: 10-4 (3rd)	
Head Coach: Vic Bubas			
D 3	Louisiana State •	H	W 80-74
D 9	Penn State	N1	W 69-46
D 10	West Virginia	N1	W 66-64
D 12	South Carolina	H	W 107-79
D 15	Clemson (8/-)	A	W 75-58
D 19	Georgia Tech (8/15)	A	W 61-48
D 21	Florida (7/-)	N2	W 83-64
D 29	Wyoming (6/-)	N3	W 86-59
D 30	Marquette (6/-)	N3	W 86-73
D 31	North Carolina (6/11)	N3	L 71-76
J 3	Navy (8/-)	N4	W 78-63
J 7	N.C. State (8/-)	H	W 81-67
J 11	Virginia (8/-) •	A	W 92-90
J 14	Maryland (8/-)	H	W 70-62
J 28	Clemson (5/-)	H	W 79-59
J 31	South Carolina (4/-)	A	W 107-94
F 4	North Carolina (4/5)	H	W 81-77
F 7	N.C. State (3/-)	A	L 59-61
F 9	Wake Forest (3/-)	H	W 100-90
F 14	Wake Forest (3/-)	A	L 89-103
F 16	Maryland (3/-)	A	L 71-76
F 18	Navy (3/-)	A	W 75-73
F 20	Virginia (3/-)	H	W 77-66
F 23	Seton Hall (6/-)	A	W 112-78
F 25	North Carolina (6/7) •	A	L 66-69
M 2	Virginia (9/-)	N5	W 89-54
M 3	South Carolina (9/-)	N5	W 92-75
M 4	Wake Forest (9/-)	N5	L 81-96
N1 - Charlotte, N.C.			
N2 - Jacksonville, Fla.			
N3 - Dixie Classic, Raleigh, N.C.			
N4 - Greensboro, N.C.			
N5 - ACC Tournament, Raleigh, N.C.			

1961-62			
Record: 20-5		ACC: 11-3 (2nd)	
Head Coach: Vic Bubas			
D 1	Florida (7/-)	H	W 80-58
D 5	Davidson (7/-)	H	W 117-72
D 8	Louisville (7/-)	H	W 86-56
D 11	Clemson (7/-)	H	W 89-66
D 13	South Carolina (7/-)	A	W 76-69
D 15	Duquesne (7/-)	N1	L 61-66
D 16	Arizona (7/-)	N1	W 78-47
D 18	West Virginia (7/-)	A	W 69-65
D 30	Wake Forest (10/-)	N2	W 75-73
J 3	Penn State (8/-)	H	W 95-55
J 6	N.C. State (8/-)	H	L 60-61
J 11	Clemson (10/-)	A	W 104-96
J 13	Maryland (10/-)	H	W 84-68
J 27	Wake Forest (7/-)	H	W 82-68
J 30	South Carolina (6/-)	H	W 89-73
F 3	North Carolina (6/-)	H	W 79-57
F 6	N.C. State (5/-)	A	L 55-71
F 10	Virginia (5/-)	H	W 101-75
F 13	Maryland (7/-)	A	W 79-53
F 15	Wake Forest (7/-)	A	L 79-97
F 17	Navy (7/-)	H	W 91-72
F 19	Virginia (7/-)	A	W 97-71
F 24	North Carolina (8/-)	A	W 82-74
M 1	Maryland (8/-)	N3	W 71-58
M 2	Clemson (8/-)	N3	L 72-77
N1 - Steel Bowl, Pittsburgh, Pa.			
N2 - Greensboro, N.C.			
N3 - ACC Tournament, Raleigh, N.C.			

1962-63				
Record: 27-3		ACC: 14-0 (1st)		
Head Coach: Vic Bubas				
▶ ACC Champions				
▶ NCAA Final Four				
D 1	Davidson (2/-)	H	W	76-68
D 4	South Carolina (2/-)	H	W	95-63
D 8	Maryland (2/-)	H	W	92-56
D 11	Vanderbilt (2/-)	H	W	90-70
D 13	Clemson (2/-)	A	W	92-67
D 15	Louisville (2/-)	A	W	76-75
D 18	Davidson (2/-)	A	L	69-72
D 21	Miami (2/-)	A	L	69-71
D 28	Princeton (8/-)	H	W	85-74
D 29	Wake Forest (8/-)	N1	W	113-87
J 2	Virginia (7/-)	H	W	82-65
J 5	N.C. State (7/-)	H	W	78-52
J 9	Navy (6/-)	A	W	85-70
J 12	Clemson (6/-)	H	W	78-67
J 26	West Virginia (4/6)	H	W	111-71
J 29	South Carolina (3/-)	A	W	88-70
F 2	North Carolina (3/-)	A	W	77-69
F 6	Wake Forest (3/-)	A	W	97-66
F 9	N.C. State (3/-)	A	W	56-55
F 13	Virginia (3/-)	A	W	79-74
F 16	Wake Forest (3/-)	H	W	73-60
F 19	Maryland (2/-)	A	W	76-70
F 23	North Carolina (2/-)	H	W	106-93
F 28	Virginia (2/-)	N2	W	89-70
M 1	N.C. State (2/-)	N2	W	82-65
M 2	Wake Forest (2/-)	N2	W	68-57
M 15	NYU (2/9)	N3	W	81-76
M 16	St. Joseph's (2/-)	N3	W	73-59
M 22	Loyola, Chicago (2/3)	N4	L	75-94
M 23	Oregon State (2/-)	N4	W	85-63
N1 - Greensboro, N.C.				
N2 - ACC Tournament, Raleigh, N.C.				
N3 - NCAA Tournament, College Park, Md.				
N4 - NCAA Final Four, Louisville, Ky.				

## MEDIA GUIDE

### 1963-64

Record: 26-5 ACC: 13-1 (1st)

Head Coach: Vic Bubas

- ACC Champions
- NCAA Final Four

N 30 Penn State (4/-)	H	W	92-62
D 6 Ohio State (4/7)	N1	W	76-75
D 7 West Virginia (4/-)	N1	W	86-81
D 11 Vanderbilt (3/-) •	A	L	92-97
D 14 Clemson (3/-)	H	W	75-52
D 16 South Carolina (3/-)	A	W	77-70
D 19 Virginia (5/-)	H	W	84-73
D 21 Michigan (5/3)	A	L	67-83
D 30 Auburn (8/-)	N2	W	84-67
D 31 Kentucky (9/1)	N2	L	79-81
J 4 N.C. State (9/-)	H	W	91-70
J 8 Clemson (9/-)	A	W	81-75
J 11 North Carolina (9/-)	H	W	84-64
J 25 Tennessee (8/-) ••	N3	W	67-65
J 30 South Carolina (8/-)	H	W	80-67
F 1 Navy (8/-)	H	W	121-63
F 5 N.C. State (7/-)	A	W	66-48
F 8 Maryland (7/-)	A	W	104-72
F 10 Virginia (7/-)	A	W	80-59
F 15 Davidson (5/4)	H	W	82-75
F 18 Wake Forest (4/-)	A	L	71-72
F 22 Maryland (4/-)	H	W	84-63
F 25 Wake Forest (4/-)	H	W	98-83
F 29 North Carolina (4/-)	A	W	104-69
M 5 N.C. State (4/-)	N4	W	75-44
M 6 North Carolina (4/-)	N4	W	65-49
M 7 Wake Forest (4/-)	N4	W	80-59
M 13 Villanova (3/7)	N5	W	87-73
M 14 Connecticut (3/-)	N5	W	101-54
M 20 Michigan (3/2)	N6	W	91-80
M 21 UCLA (3/1)	N6	L	83-98

N1 - West Virginia Centennial, Morgantown, WVa.

N2 - Sugar Bowl Tournament, New Orleans, La.

N3 - Greensboro, N.C.

N4 - ACC Tournament, Raleigh, N.C.

N5 - NCAA Tournament, Raleigh, N.C.

N6 - NCAA Final Four, Kansas City, Mo.

### 1964-65

Record: 20-5 ACC: 11-3 (1st)

Head Coach: Vic Bubas

D 1 Virginia Tech (5/-)	N1	W	98-63
D 5 Michigan (5/1)	H	L	79-86
D 10 Navy (8/-) •	N2	W	93-87
D 12 South Carolina (8/-)	H	W	111-72
D 16 Clemson (6/-)	A	W	80-79
D 19 Virginia (6/-)	A	W	104-91
D 30 Ohio State (8/-) ••	A	W	94-89
J 2 Wake Forest (8/-)	N3	W	91-86
J 5 Penn State (6/-)	H	W	121-88
J 9 North Carolina (6/-)	H	L	62-65
J 12 Clemson (10/-)	H	W	106-81
J 16 Wake Forest (10/-)	H	W	105-77
F 1 Maryland (10/-)	H	W	82-64
F 3 N.C. State (6/-)	A	W	84-74
F 6 West Virginia (6/-)	H	W	109-89
F 9 N.C. State (6/-) •	H	W	78-67
F 11 Virginia (6/-)	H	W	136-72
F 13 Wake Forest (6/-)	A	W	93-80
F 17 South Carolina (6/-)	A	W	87-59
F 20 Notre Dame (6/-)	N4	W	101-88
F 23 Maryland (5/-)	A	L	82-85
F 27 North Carolina (5/-)	A	L	66-71
M 4 South Carolina (8/-)	N5	W	62-60
M 5 Wake Forest (8/-)	N5	W	101-81
M 6 N.C. State (8/-)	N5	L	85-91

N1 - Greensboro, N.C.

N2 - Baltimore, Md.

N3 - Greensboro, N.C.

N4 - Chicago, Ill.

N5 - ACC Tournament, Raleigh, N.C.

### 1965-66

Record: 26-4 ACC: 12-2 (1st)

Head Coach: Vic Bubas

- ACC Champions
- NCAA Final Four

D 1 Virginia Tech (3/-)	N1	W	112-79
D 4 Clemson (3/-)	H	W	83-68
D 6 South Carolina (3/-)	A	L	71-73
D 10 UCLA (6/1)	H	W	82-66
D 11 UCLA (6/1)	N2	W	94-75
D 14 Furman (1/-)	H	W	102-67
D 18 Virginia (1/-)	A	W	75-72
D 21 Michigan (1/3) •	N3	W	100-93
D 31 Notre Dame (1/-)	N1	W	95-73
J 1 Wake Forest (1/-)	H	W	92-76
J 3 Penn State (1/-)	H	W	83-58
J 8 North Carolina (1/-)	A	W	88-77
J 11 Clemson (1/-)	A	W	87-85
J 13 Maryland (1/-)	H	W	76-61
J 15 Wake Forest (1/-)	H	W	101-81
J 29 N.C. State (1/-)	H	W	84-77
F 7 West Virginia (1/-)	A	L	90-94
F 10 N.C. State (2/-)	A	W	78-74
F 12 Virginia (2/-)	H	W	81-55
F 14 South Carolina (2/-)	H	W	41-38
F 19 Maryland (2/-)	A	W	74-69
F 22 Wake Forest (2/-) •	A	L	98-99
F 6 North Carolina (2/-)	H	W	77-63
M 3 Wake Forest (3/-)	N4	W	103-73
M 4 North Carolina (3/-)	N4	W	21-20
M 5 N.C. State (3/-)	N4	W	71-66
M 11 St. Joseph's (2/5)	N5	W	76-74
M 12 Syracuse (2/-)	N5	W	91-81
M 18 Kentucky (2/1)	N6	L	79-83
M 19 Utah (2/-)	N6	W	79-77

N1 - Greensboro, N.C.

N2 - Charlotte, N.C.

N3 - Detroit, Mich.

N4 - ACC Tournament, Raleigh, N.C.

N5 - NCAA Tournament, Raleigh, N.C.

N6 - NCAA Final Four, College Park, Md.

### 1966-67

Record: 18-9 ACC: 9-3 (2nd)

Head Coach: Vic Bubas

D 2 Virginia Tech (4/-)	N1	L	71-85
D 3 Michigan (4/-)	H	W	96-75
D 9 UCLA (7/1)	A	L	54-88
D 10 UCLA (7/1)	A	L	87-107
D 13 Vanderbilt	H	W	97-89
D 16 Virginia	H	W	98-82
D 29 Ohio State	N2	L	82-83
D 30 Wake Forest	N2	W	78-73
J 3 Penn State	H	W	89-84
J 7 North Carolina (-/3)	H	L	56-59
J 10 Clemson	H	W	85-61
J 14 Maryland •	A	W	72-69
J 28 N.C. State	H	W	99-60
F 1 Virginia	A	W	100-77
F 4 West Virginia	N2	W	91-75
F 8 N.C. State	A	W	69-65
F 11 Louisiana-Lafayette	H	W	94-83
F 14 Clemson	A	L	68-73
F 18 Maryland	H	W	81-58
F 21 Wake Forest	H	W	97-84
F 25 Notre Dame	N1	W	77-65
F 28 Wake Forest	A	W	113-71
M 4 North Carolina (-/3)	A	L	79-92
M 9 Virginia	N3	W	99-78
M 10 South Carolina	N3	W	69-66
M 11 North Carolina (-/4)	N3	L	73-83
M 13 Southern Illinois	N4	L	63-72

N1 - Charlotte, N.C.

N2 - Greensboro, N.C.

N3 - ACC Tournament, Greensboro, N.C.

N4 - NIT Tournament, New York, N.Y.

## 2012-13 DUKE MEN'S BASKETBALL

### 1967-68

Record: 22-6 ACC: 11-3 (2nd)

Head Coach: Vic Bubas

D 1 Virginia Tech	N1	W	74-66
D 6 Michigan	A	W	93-72
D 9 Alabama	A	W	86-80
D 13 Virginia	H	W	103-61
D 16 Vanderbilt (-/3)	A	L	75-76
D 19 Princeton	H	W	85-79
D 30 Wake Forest	N1	W	103-76
J 3 Davidson	H	W	89-84
J 6 North Carolina (-/3)	A	L	72-75
J 9 Clemson	H	W	101-79
J 13 Maryland	A	W	84-52
J 27 N.C. State	H	W	82-76
J 30 South Carolina (9/-)	A	L	80-83
F 1 Virginia (9/-)	A	W	90-78
F 6 Maryland	H	W	85-64
F 8 Southern Illinois	N2	W	78-54
F 10 Notre Dame	N3	W	73-67
F 14 Wake Forest (10/-)	H	W	105-65
F 17 Temple (10/-)	H	W	92-57
F 20 Clemson (8/-)	A	W	82-70
F 22 Wake Forest (8/-)	A	W	50-41
F 24 South Carolina (8/-)	H	L	50-56
F 28 N.C. State (10/-)	A	W	71-61
M 2 North Carolina (10/3) •••	H	W	87-86
M 7 Clemson (6/-)	N4	W	43-40
M 8 N.C. State (6/-)	N4	L	10-12
M 14 Oklahoma City (10/-)	N5	W	97-81
M 18 St. Peter's (10/-)	N5	L	71-100

N1 - Greensboro, N.C.

N2 - New York, N.Y.

N3 - Chicago, Ill.

N4 - ACC Tournament, Charlotte, N.C.

N5 - NIT Tournament, New York, N.Y.

### 1968-69

Record: 15-13 ACC: 8-6 (T3rd)

Head Coach: Vic Bubas

N 30 Virginia Tech (17/-)	N1	W	87-76
D 2 Alabama (17/-)	H	W	86-48
D 7 Princeton (16/-)	N2	W	81-62
D 9 Michigan (16/-)	H	L	80-90
D 11 Virginia (9/-)	A	L	75-81
D 14 East Tennessee State (9/-)	H	L	63-71
D 20 Wake Forest	N1	L	78-106
D 28 Clemson	H	W	96-70
D 30 Western Kentucky	N3	W	73-72
D 31 Iowa	N3	W	85-82
J 4 North Carolina (-/4)	A	L	70-94
J 8 Wake Forest	A	W	85-81
J 11 Maryland	H	W	96-85
J 25 N.C. State	H	L	74-77
J 28 Temple	A	L	69-73
F 1 South Carolina (-/19)	A	L	57-64
F 5 Clemson	A	W	85-76
F 8 South Carolina	H	L	72-82
F 10 Maryland	A	W	93-83
F 12 Wake Forest	H	W	122-93
F 15 West Virginia	A	L	88-90
F 17 Virginia	H	W	100-81
F 19 Davidson (-/5) •	A	L	80-88
F 26 N.C. State	A	L	73-88
M 1 North Carolina (-/2)	H	W	87-81
M 6 Virginia	N4	W	99-86
M 7 South Carolina (-/13)	N4	W	68-59
M 8 North Carolina (-/4)	N4	L	74-85

N1 - Greensboro, N.C.

N2 - New York, N.Y.

N3 - Sugar Bowl Tournament, New Orleans, La.

N4 - ACC Tournament, Charlotte, N.C.

### 1969-70

Record: 17-9 ACC: 8-6 (4th)

Head Coach: Bucky Waters

D 1 Virginia Tech ••	N1	W	66-63
D 6 Virginia	H	W	57-45
D 10 Michigan	A	W	73-68
D 13 William & Mary	H	W	84-77
D 15 East Carolina	H	W	80-65
D 19 Dayton	N2	W	72-67
D 20 Kentucky (-/1)	N2	L	76-98
D 23 Wake Forest	N1	W	98-90
J 3 Penn State	H	W	93-43
J 7 Wake Forest (19/-) •	H	W	78-72
J 10 North Carolina (19/4)	A	L	78-86
J 24 N.C. State (16/10)	H	L	76-77
J 28 Maryland	A	L	50-52
J 31 South Carolina (-/4)	H	L	55-67
F 4 Clemson	A	W	92-88
F 7 West Virginia	N1	W	82-70
F 9 Clemson	H	W	91-75
F 11 Wake Forest	A	W	67-65
F 14 South Carolina (-/2)	A	L	65-82
F 18 Davidson (-/9) •	A	W	79-76
F 21 Maryland	H	W	87-76
F 23 Virginia	A	L	57-61
F 25 N.C. State (-/14)	A	W	71-69
F 28 North Carolina (-/19)	H	W	91-83
M 5 Wake Forest	N3	L	73-81
M 14 Utah	N4	L	75-78

N1 - Greensboro, N.C.

N2 - Kentucky Invitational, Lexington, Ky.

N3 - ACC Tournament, Charlotte, N.C.

N4 - NIT Tournament, New York, N.Y.

### 1970-71

Record: 20-10 ACC: 9-5 (3rd)

Head Coach: Bucky Waters

D 1 Princeton (13/-)	N1	W	79-75
D 5 Virginia (13/-)	A	L	70-75
D 7 Michigan (13/-)	H	W	95-74
D 12 South Carolina (-/2)	A	L	78-98
D 15 Virginia Tech	H	W	104-75
D 18 Wake Forest	N2	L	77-83
D 19 North Carolina (-/20)	N2	L	81-83
D 22 Dayton	A	W	70-64
D 26 Santa Clara	H	W	86-80
D 29 Northwestern	N3	W	93-87
D 30 Penn State	N3	W	67-56
J 6 Wake Forest	A	W	68-67
J 9 North Carolina (-/20)	A	L	74-79
J 13 N.C. State	H	L	89-93
J 16 Clemson	A	W	82-56
F 1 South Carolina (-/10)	H	W	82-71
F 6 Maryland	H	L	79-88
F 10 Wake Forest	H	W	83-78
F 13 Maryland	A	W	70-67
F 16 Davidson	N1	W	64-55
F 20 Virginia	H	W	101-69
F 24 N.C. State	A	W	82-78
F 27 Seton Hall	A	W	89-61
M 2 Clemson	H	W	70-60
M 6 North Carolina (-/12)	H	W	92-83
M 11 N.C. State (19/-)	N4	L	61-68
M 20 Dayton	N5	W	68-60
M 22 Tennessee (-/17)	N5	W	78-64
M 25 North Carolina (-/13)	N5	L	67-73
M 27 St. Bonaventure •	N5	L	88-92

N1 - Greensboro, N.C.

N2 - Big Four Tournament, Greensboro, N.C.

N3 - Holiday Classic, Greensboro, N.C.

N4 - ACC Tournament, Greensboro, N.C.

N5 - NIT Tournament, New York, N.Y.

<b>1971-72</b>				
<b>Record:</b> 14-12		<b>ACC:</b> 6-6 (T4th)		
<b>Head Coach:</b> Bucky Waters				
D 1	Richmond	H	W	54-42
D 4	Virginia	H	L	77-86
D 7	Pennsylvania (-/10) •	H	L	49-50
D 11	East Carolina	H	W	71-62
D 17	N.C. State	N1	L	62-67
D 18	Wake Forest	N1	W	70-58
D 23	Dayton	H	W	68-66
D 27	St. Peter's	N2	L	74-77
D 28	Syracuse	N2	L	72-74
J 5	Virginia Tech	N3	W	83-73
J 12	N.C. State	A	L	58-85
J 15	Clemson	H	W	71-69
J 19	Canisius	H	W	86-58
J 22	North Carolina (-/3)	H	W	76-74
J 26	Wake Forest	H	W	77-66
F 5	Maryland	A	L	58-77
F 9	Wake Forest	A	L	57-62
F 12	William & Mary	H	W	87-69
F 16	Davidson	A	L	72-74
F 19	Virginia (-/6)	A	W	86-76
F 23	N.C. State •	H	W	74-73
F 26	Maryland (-/12)	H	W	68-59
M 1	Clemson	A	L	40-59
M 4	North Carolina (-/3)	A	L	69-93
M 9	N.C. State	N4	W	73-60
M 10	North Carolina (-/3)	N4	L	48-63

N1 - Big Four Tournament, Greensboro, N.C.

N2 - ECAC Holiday Festival, New York, N.Y.

N3 - Charlotte, N.C.

N4 - ACC Tournament, Greensboro, N.C.

1972-73				
Record: 12-14		ACC: 4-8 (T4th)		
Head Coach: Bucky Waters				
D 2	William & Mary	H	W	98-74
D 8	Santa Clara	N1	W	69-65
D 9	San Francisco	N1	L	68-72
D 12	East Carolina	H	W	108-74
D 15	North Carolina (-/11)	N2	L	86-91
D 16	Wake Forest	N2	W	80-67
D 27	UNLV	N3	L	83-89
D 28	Purdue	N3	L	77-82
D 30	Harvard	H	W	102-76
J 3	Virginia •	A	L	74-80
J 6	Wake Forest	A	L	80-83
J 10	N.C. State	A	L	87-94
J 13	Clemson	H	W	75-73
J 17	Davidson	A	W	78-75
J 20	North Carolina (-/4)	A	L	71-82
J 24	Richmond	A	W	70-66
J 27	Georgia Tech	A	L	86-88
F 3	Maryland (-/3)	H	W	85-81
F 7	Wake Forest	H	W	84-71
F 13	Virginia	H	W	90-66
F 17	Notre Dame	H	W	86-74
F 21	N.C. State	H	L	50-74
F 24	Maryland (-/8)	A	L	68-96
F 28	Clemson	A	L	50-75
M 3	North Carolina (-/7)	H	L	70-72
M 8	Virginia	N4	L	55-59

N1 - Cable Car Classic, San Francisco, Calif.

N2 - Big Four Tournament, Greensboro, N.C.

N3 - Las Vegas Classic, Las Vegas, Nev.

N4 - ACC Tournament, Greensboro, N.C.

1973-74				
Record: 10-16		ACC: 2-10 (7th)		
Head Coach: Neill McGeachy				
D 1	East Carolina	H	W	82-69
D 3	William & Mary	A	W	93-79
D 8	Virginia	A	L	82-104
D 10	Appalachian State	H	W	83-53
D 26	Western Kentucky	N1	W	75-69
D 27	Florida	N1	L	60-77
D 29	Yale	H	W	105-80
J 4	Wake Forest	N2	L	61-64
J 5	North Carolina (-/4)	N2	L	75-84
J 12	Pittsburgh	A	L	46-62
J 16	Clemson	H	W	63-50
J 19	North Carolina (-/5)	H	L	71-73
J 23	Wake Forest	H	L	71-90
J 26	Princeton	A	W	73-65
J 30	Davidson	H	W	89-72
F 2	Maryland (-/6)	A	L	83-104
F 4	N.C. State	H	L	78-92
F 6	Wake Forest	A	L	67-74
F 9	Notre Dame (-/3)	A	L	68-87
F 13	Virginia	H	W	88-78
F 16	Georgia Tech	H	W	70-60
F 20	N.C. State	A	L	87-113
F 23	Maryland (-/5)	H	L	61-64
F 27	Clemson	A	L	68-74
M 2	North Carolina (-/4) •	A	L	92-96
M 7	Maryland (-/4)	N3	L	66-85

N1 - Gator Bowl Classic, Jacksonville, Fla.

N2 - Big Four Tournament, Greensboro, N.C.

N3 - ACC Tournament, Greensboro, N.C.

1974-75				
Record: 13-13		ACC: 2-10 (T6th)		
Head Coach: Bill Foster				
N 30	Cornell	H	W	100-62
D 4	East Carolina	H	W	79-73
D 20	Louisiana State	N1	L	95-105
D 21	Princeton	N1	W	66-57
D 27	Pittsburgh	N2	W	89-75
D 28	Kent State	N2	W	83-65
J 3	North Carolina (-/8) •	N3	W	99-96
J 4	Wake Forest (-/19)	N3	L	71-75
J 8	Maryland (-/5)	A	L	77-83
J 11	South Florida	H	W	95-86
J 15	Clemson	H	W	75-72
J 18	Virginia	A	L	56-60
J 22	Wake Forest	A	L	109-122
J 25	Princeton	H	W	90-73
J 27	N.C. State (-/5)	H	L	71-95
J 29	Davidson	A	W	113-76
F 1	Virginia •	H	L	85-92
F 5	Wake Forest	H	W	75-68
F 8	Maryland (-/4)	H	L	80-104
F 10	Duquesne	H	W	80-73
F 12	North Carolina (-/11)	A	L	70-78
F 15	Clemson (-/18)	A	L	66-100
F 19	N.C. State (-/4)	A	L	78-92
F 22	Georgia Tech	H	W	107-86
M 1	North Carolina (-/14)	H	L	70-74
M 6	Clemson	N4	L	76-78

N1 - Carolina Classic, Columbia, S.C.

N2 - Holiday Doubleheader, Raleigh, N.C.

N3 - Big Four Tournament, Greensboro, N.C.

N4 - ACC Tournament, Greensboro, N.C.

1975-76				
Record: 13-14			ACC: 3-9 (7th)	
Head Coach: Bill Foster				
N 29	Johns Hopkins	H	W	103-72
D 3	Tennessee (-/8)	H	L	80-86
D 6	Virginia	H	W	81-79
D 10	East Carolina	H	W	93-74
D 26	Auburn	N1	W	85-74
D 27	Western Kentucky	N1	W	111-90
D 30	Vermont	H	W	94-77
J 2	N.C. State (-/9)	N2	L	95-104
J 3	North Carolina (-/3)	N2	L	74-77
J 7	Tulane	A	L	82-92
J 9	Georgia Tech	A	W	91-71
J 14	Clemson •	A	L	96-102
J 17	North Carolina (-/7)	H	L	87-89
J 19	Virginia Tech	N3	W	79-72
J 21	Wake Forest •	H	W	97-93
J 24	N.C. State (-/11)	A	L	101-106
J 27	Davidson	H	W	94-79
J 31	West Virginia	H	W	86-77
F 4	Wake Forest	A	L	87-89
F 7	Maryland (-/5)	A	L	91-102
F 11	Virginia	A	L	90-94
F 14	St. Joseph's	A	W	85-73
F 18	N.C. State (-/12)	H	L	95-96
F 21	Maryland (-/7)	H	W	69-67
F 25	Clemson	H	L	89-90
F 28	North Carolina (-/4)	A	L	71-91
M 4	Maryland (-/9) •	N4	L	78-80

N1 - Holiday Doubleheader, Raleigh, N.C.

N2 - Big Four Tournament, Greensboro, N.C.

N3 - Greensboro, N.C.

N4 - ACC Tournament, Landover, Md.

1976-77				
Record: 14-13			ACC: 2-10 (T6th)	
Head Coach: Bill Foster				
N 26	Wake Forest	N1	L	80-81
N 27	N.C. State (-/15)	N1	W	84-82
N 30	Johns Hopkins	H	W	85-66
D 4	Washington	H	W	83-81
D 7	Tennessee (-/15)	A	W	81-78
D 11	Richmond	H	W	65-63
D 14	Connecticut •	N2	W	64-62
D 29	East Carolina	N3	W	88-65
D 30	Rice	N3	W	87-77
J 5	Davidson	A	W	102-51
J 10	Lafayette	H	W	93-77
J 12	Clemson (-/17) •	H	L	73-80
J 15	North Carolina (-/5)	A	L	68-77
J 17	Virginia •	A	W	82-74
J 19	Wake Forest (-/9)	A	L	73-85
J 22	N.C. State	H	L	78-79
J 29	West Virginia	A	L	65-70
J 31	Duquesne	A	W	76-49
F 2	Wake Forest (-/5)	H	L	80-89
F 5	Maryland •	H	L	64-65
F 9	Virginia	H	W	65-49
F 12	St. Joseph's	H	W	72-62
F 16	N.C. State (-/19)	A	L	74-92
F 19	Maryland	A	L	72-85
F 23	Clemson (-/19)	A	L	63-67
F 26	North Carolina (-/9)	H	L	71-84
M 3	Clemson (-/18)	N4	L	74-82

N1 - Big Four Tournament, Greensboro, N.C.

N2 - New York, N.Y.

N3 - Holiday Doubleheader, Raleigh, N.C.

N4 - ACC Tournament, Greensboro, N.C.

<b>1977-78</b>				
Record: 27-7		ACC: 8-4 (2nd)		
Head Coach: Bill Foster				
▶ ACC Champions				
▶ NCAA Final Four				
N 26	Johns Hopkins	H	W	95-49
N 29	Washington College	H	W	110-66
D 2	North Carolina (-/2)	N1	L	66-79
D 3	Wake Forest (-/18)	N1	W	97-84
D 8	Southern Methodist	A	W	91-67
D 10	Southern Cal •	A	L	81-87
D 13	Chicago	H	W	99-61
D 28	Duquesne	N2	W	74-65
D 29	St. Joseph's	N2	W	74-61
J 2	Virginia Tech	A	W	86-79
J 4	Maryland	A	W	88-78
J 7	N.C. State	A	L	50-74
J 9	Lehigh	H	W	105-63
J 11	Clemson	A	W	107-85
J 14	North Carolina (-/2)	H	W	92-84
J 18	Wake Forest (17/-)	H	W	81-72
J 21	La Salle (17/-)	A	W	91-81
J 25	Virginia (11/18)	A	L	73-74
J 28	East Carolina (11/-)	H	W	105-82
F 2	Wake Forest (17/-)	A	L	60-79
F 8	Virginia (-/13)	H	W	100-75
F 11	Davidson	H	W	104-88
F 15	N.C. State (20/-)	H	W	76-64
F 18	Maryland (20/-)	H	W	81-70
F 22	Clemson (13/-)	H	W	78-62
F 25	North Carolina (13/8)	A	L	83-87
M 1	Clemson (15/-)	N3	W	83-72
M 2	Maryland (15/-)	N3	W	81-69
M 4	Wake Forest (15/-)	N3	W	85-77
M 12	Rhode Island (8/-)	N4	W	63-62
M 17	Pennsylvania (7/20)	N5	W	84-80
M 19	Villanova (7/-)	N5	W	90-72
M 25	Notre Dame (7/6)	N6	W	90-86
M 27	Kentucky (7/1)	N6	L	88-94

N1 - Big Four Tournament, Greensboro, N.C.

N2 - Raleigh, N.C.

N3 - ACC Tournament, Greensboro, N.C.

N4 - NCAA Tournament, Charlotte, N.C.

N5 - NCAA Tournament, Providence, R.I.

N6 - NCAA Final Four, St. Louis, Mo.

1978-79				
Record: 22-8			ACC: 9-3 (T1st)	
Head Coach: Bill Foster				
N 25	Western Kentucky (1/-)	A	W	78-53
N 27	Southern Methodist (1/-)	H	W	86-80
D 1	N.C. State (1/6)	N1	W	65-63
D 2	North Carolina (1/14)	N1	W	78-68
D 5	La Salle (1/-)	H	W	66-42
D 13	Southern Cal (1/12)	H	W	79-65
D 29	Ohio State (1/-) •	N2	L	84-90
D 30	St. John's (1/-)	N2	L	66-69
J 2	Davidson (1/-)	A	W	77-59
J 5	Long Beach State (5/15)	N3	W	79-78
J 6	Tulane (5/-)	N3	W	74-64
J 10	Clemson (7/-)	H	W	73-54
J 13	North Carolina (7/3)	A	L	68-74
J 18	Wake Forest (8/-)	H	W	81-69
J 21	N.C. State (8/14)	A	W	75-69
J 24	Virginia (7/-)	A	W	84-66
J 28	Marquette (7/13)	H	W	69-64
J 31	Wake Forest (3/-)	A	W	75-60
F 3	Maryland (3/17)	H	W	87-78
F 6	Virginia (3/-)	H	W	64-63
F 10	Pittsburgh (3/-)	H	L	69-71
F 14	N.C. State (5/-)	H	W	66-48
F 16	Maryland (5/-)	A	L	68-70
F 18	Louisville (5/9)	N4	W	88-72
F 21	Clemson (6/-)	A	L	49-70
F 24	North Carolina (6/4)	H	W	47-40
M 1	Wake Forest (5/-)	N5	W	58-56
M 2	N.C. State (5/-)	N5	W	62-59
M 3	North Carolina (5/7)	N5	L	63-71
M 11	St. John's (6/-)	N6	L	78-80



**1979-80**

Record: 24-9		ACC: 7-7 (T5th)		
Head Coach: Bill Foster				
► ACC Champions				
► NCAA Elite Eight				
N 17	Kentucky (3/2)•	N1	W	82-76
N 30	Wake Forest (3/-)	N2	W	72-70
D 1	North Carolina (3/6)	N2	W	86-74
D 5	Princeton (2/-)	H	W	81-45
D 8	East Carolina (2/-)	H	W	92-73
D 11	Pennsylvania (2/-)	A	W	70-57
D 21	Boston College (1/-)•	N3	W	70-64
D 22	Providence (1/-)	N3	W	82-78
D 28	Vermont (1/-)	*H	W	92-67
D 29	Cincinnati (1/-)•	*H	W	87-75
J 5	Colgate (1/-)	H	W	73-44
J 7	Georgia Tech (1/-)	H	W	55-42
J 9	Clemson (1/18)•	A	L	82-87
J 12	North Carolina (1/15)	H	L	67-82
J 16	Wake Forest (5/-)	H	W	67-66
J 19	N.C. State (5/16)	H	W	67-56
J 21	Georgia Tech (5/-)	A	W	56-49
J 23	Virginia (3/17)	H	L	84-90
J 26	Pittsburgh (3/-)	A	W	78-69
J 30	Wake Forest (5/-)	A	W	82-61
F 2	Maryland (5/12)	A	L	82-101
F 6	Virginia (10/18)	A	L	69-73
F 10	Marquette (10/-)	N4	L	77-80
F 13	N.C. State (16/-)	A	L	59-76
F 16	Maryland (16/8)	H	W	66-61
F 20	Clemson (17/12)•	H	W	87-82
F 23	North Carolina (17/8)	A	L	71-96
F 28	N.C. State (1/-19)	N5	W	68-62
F 29	North Carolina (1/-10)	N5	W	75-61
M 1	Maryland (1/-7)	N5	W	73-72
M 8	Pennsylvania (14/-)	N6	W	52-42
M 13	Kentucky (14/4)	N7	W	55-54
M 15	Purdue (14/20)	N7	L	60-68

\*H - Iron Duke Classic, Durham, N.C.  
 N1 - Tip Off Classic, Springfield, Mass.  
 N2 - Big Four Tournament, Greensboro, N.C.  
 N3 - Industrial National Classic, Providence, R.I.  
 N4 - Madison, Wis.  
 N5 - ACC Tournament, Greensboro, N.C.  
 N6 - NCAA Tournament, West Lafayette, Ind.  
 N7 - NCAA Tournament, Lexington, Ky.

**1980-81**

Record: 17-13		ACC: 6-8 (T5th)	
Head Coach: Mike Krzyzewski			
N 29 Stetson	H	W	67-49
D 2 South Florida	A	W	83-72
D 5 North Carolina (-10)	N1	L	76-78
D 6 N.C. State	N1	L	60-74
D 9 Vanderbilt •	A	W	72-69
D 12 Virginia (-6)	H	L	79-91
D 19 Brown	*H	W	91-60
D 20 Detroit	*H	W	111-71
D 22 Pennsylvania	H	W	88-82
D 28 New Orleans	N2	W	77-63
D 29 Tennessee	N2	L	69-90
J 10 Maryland (-8)	A	L	79-94
J 14 Wake Forest (-5)	H	L	73-76
J 17 North Carolina (-17)	A	L	65-80
J 19 George Mason	H	W	60-51
J 21 N.C. State	A	W	56-47
J 24 Clemson (-19)	H	W	75-57
J 27 Rutgers	A	W	53-51
J 31 Virginia (-1)	A	L	47-68
F 4 Georgia Tech	A	W	82-68
F 7 Maryland (-13)	H	W	55-54
F 14 Wake Forest (-7)	A	L	52-58
F 19 N.C. State	H	L	51-52
F 21 Georgia Tech	H	W	83-56
F 25 Clemson •	A	L	52-54
F 28 North Carolina (-11)•	H	W	66-65
M 5 Maryland (-20)	N3	L	53-56
M 12 N. C. A&T	**H	W	79-69
M 16 Alabama	**H	W	75-70
M 20 Purdue	N4	L	69-81

\*H - Iron Duke Classic, Durham, N.C.  
 \*\*H - NIT Tournament, Durham, N.C.  
 N1 - Big Four Tournament, Greensboro, N.C.  
 N2 - Sugar Bowl Tournament, New Orleans, La.  
 N3 - ACC Tournament, Landover, Md.  
 N4 - NIT Tournament, West Lafayette, Ind.

**1981-82**

Record: 10-17		ACC: 4-10 (T6th)	
Head Coach: Mike Krzyzewski			
N 28	Vanderbilt ••	H	L 75-76
D 2	La Salle	H	W 61-55
D 5	Appalachian State	H	L 70-75
D 9	Virginia (-/5)	A	L 83-92
D 12	Princeton	A	L 55-72
D 22	East Carolina	H	W 70-57
D 29	Davidson	*H	L 73-75
D 30	Auburn	*H	W 72-71
J 2	Louisville (-/14)	A	L 61-99
J 6	Rutgers	H	W 80-61
J 9	Maryland	H	L 36-40
J 13	Wake Forest	A	L 48-58
J 16	North Carolina (-/1)	H	L 63-73
J 20	N.C. State (-/14)	H	W 49-48
J 23	Clemson	A	W 50-44
J 27	Holy Cross	N1	W 66-60
J 30	Virginia (-/3)	H	L 65-77
F 3	Georgia Tech	H	W 47-46
F 6	Maryland	A	L 60-77
F 8	UNC Wilmington •	H	W 67-57
F 10	Stetson	A	L 81-88
F 13	Wake Forest (-/16)	H	L 71-86
F 16	N.C. State	A	L 56-72
F 20	Georgia Tech	A	L 78-87
F 24	Clemson •••	H	W 73-72
F 27	North Carolina (-/2)	A	L 66-84
M 5	Wake Forest (-/16)	N2	L 53-88
*H - Iron Duke Classic, Durham, N.C.			
N1 - East Rutherford, N.J.			
N2 - ACC Tournament, Greensboro, N.C.			

\*H - Iron Duke Classic, Durham, N.C.

N1 - East Rutherford, N.J.

N2 - ACC Tournament, Greensboro, N.C.

**1982-83**

N 27	East Carolina	H	W	70-65
N 29	Appalachian State	H	W	73-57
D 2	Colorado	A	L	70-79
D 4	California	A	L	71-76
D 8	Virginia (-/1)	H	L	91-104
D 11	Vanderbilt	A	L	65-74
D 14	Davidson	H	W	63-60
D 29	New Hampshire	H	W	84-48
J 3	George Mason	H	W	90-79
J 5	Wagner	H	L	77-84
J 8	La Salle	A	W	61-60
J 12	Louisville (-/9)	H	L	76-91
J 15	Maryland	A	W	86-67
J 19	Wake Forest	H	L	84-88
J 22	North Carolina (-/3)	A	L	82-103
J 26	N.C. State	A	L	79-94
J 29	Clemson	H	W	99-96
F 2	William & Mary	H	W	73-71
F 5	Virginia (-/3)	A	L	84-105
F 9	Georgia Tech	A	L	66-67
F 16	Stetson	H	W	89-80
F 19	Wake Forest	A	L	104-110
F 21	Maryland	H	L	90-101
F 23	N.C. State	H	L	79-96
F 26	Georgia Tech	H	W	106-81
M 2	Clemson	A	L	86-93
M 5	North Carolina (-/8)	H	L	81-105
M 11	Virginia (-/2)	N1	L	66-109

N1 - ACC Tournament, Atlanta, Ga.

**1983-84**

Record: 24-10		ACC: 7-7 (T3rd)		
Head Coach: Mike Krzyzewski				
N 26	Vanderbilt	H	W	78-74
N 30	William & Mary	A	W	70-68
D 3	Davidson	A	W	90-63
D 5	South Florida	H	W	95-66
D 7	Ohio Univ.	H	W	82-63
D 10	East Carolina	H	W	80-64
D 12	Massachusetts	H	W	88-56
D 21	Colorado	H	W	79-72
D 28	Southern Methodist	N1	L	76-78
D 29	Pacific	N1	W	68-66
D 30	Navy	N1	W	90-79
J 4	Loyola, Md.	H	W	92-68
J 7	Virginia (-20)	A	W	78-72
J 9	Bucknell	H	W	84-67
J 11	Appalachian State	H	W	73-60
J 14	Maryland (-5)	H	L	75-81
J 18	Wake Forest (-12)	A	L	66-97
J 21	North Carolina (-1)	H	L	73-78
J 26	N.C. State	H	L	76-79
J 28	Clemson	A	W	67-65
J 30	Georgia Tech	A	W	69-68
F 4	Virginia	H	W	67-64
F 8	Harvard	A	W	89-86
F 11	Maryland (-13)	A	W	89-84
F 15	Stetson (19/-)	A	W	80-69
F 18	Wake Forest (19/13)•	H	W	79-77
F 23	N.C. State (14/-)•	A	W	73-70
F 25	Georgia Tech (14/-)	H	L	56-58
F 29	Clemson (15/-)	H	L	76-77
M 3	North Carolina (15/1)••	A	L	83-96
M 9	Georgia Tech (16/-)•	N2	W	67-63
M 10	North Carolina (16/1)	N2	W	77-75
M 11	Maryland (16/14)	N2	L	62-74
M 18	Washington (14/15)	N3	L	78-80

N1 - Rainbow Classic, Honolulu, Hawaii.

N2 - ACC Tournament, Greensboro, N.C.

N3 - NCAA Tournament, Pullman, Wash.

**1984-85**

Record: 23-8		ACC: 8-6 (T4th)	
Head Coach: Mike Krzyzewski			
N 26	St. Louis (6/-)	A	W 97-64
N 28	William & Mary (4/-)	H	W 92-60
D 1	St. Joseph's (4/-)	H	W 59-46
D 5	Appalachian State (4/-)	H	W 98-64
D 8	Virginia (4/-)	H	W 78-65
D 17	Davidson (3/-)	H	W 82-65
D 19	Northwestern (2/-)	A	W 76-55
D 28	Alabama-Birmingham (2/-)	N1	W 76-62
D 29	Southern Cal (2/-)	N1	W 75-73
J 5	Virginia (2/-)	A	W 63-58
J 9	East Carolina (2/-)	H	W 87-63
J 12	Washington (2/-)	H	W 71-59
J 14	Maryland (2/-)•	A	L 76-78
J 17	Wake Forest (2/-)•	H	L 89-91
J 19	North Carolina (2/6)	A	W 93-77
J 23	N.C. State (5/-)	A	L 71-89
J 26	Clemson (5/-)	A	W 100-83
J 30	Wake Forest (6/-)•	A	W 76-70
F 4	Harvard (6/-)	H	W 82-53
F 6	Georgia Tech (5/10)	A	L 71-81
F 9	Maryland (5/-)	H	W 70-62
F 13	Stetson (7/-)	H	W 94-51
F 16	Notre Dame (7/-)	N2	W 81-69
F 20	N.C. State (6/-)	H	L 66-70
F 23	Georgia Tech (6/8)	H	W 67-62
F 27	Clemson (5/-)	H	W 90-73
M 2	North Carolina (5/8)	H	L 68-78
M 8	Maryland (7/-)	N3	W 86-73
M 9	Georgia Tech (7/9)	N3	L 64-75
M 15	Pepperdine (10/-)	N4	W 75-62
M 17	Boston College (10/-)	N4	L 73-74
N1 - Trojan-Bud Light Classic, Los Angeles, Calif.			
N2 - East Rutherford, N.J.			
N3 - ACC Tournament, Atlanta, Ga.			
N4 - NCAA Tournament, Houston, Texas.			

N1 - Trojan-Bud Light Classic, Los Angeles, Calif.

N2 - East Rutherford, N.J.

N3 - ACC Tournament, Atlanta, Ga.

N4 - NCAA Tournament, Houston, Texas.

**1985-86**

Record: 37-3

ACC: 12-2 (1st)

Head Coach: Mike Krzyzewski

► ACC Champions

► NCAA Final Four

N 21	Lamar (6/-)	N1	W	66-62
N 24	Ala.-Birmingham (6/16)	N1	W	66-54
N 26	William & Mary (6/-)	A	W	84-61
N 29	St. John's (6/18)	N2	W	71-70
D 1	Kansas (6/5)	N2	W	92-86
D 2	East Carolina (6/-)	H	W	98-66
D 4	Vanderbilt (3/-)	A	W	84-74
D 7	Virginia (3/-)	H	W	72-64
D 18	Davidson (3/-)	A	W	69-52
D 28	Appalachian State (3/-)	H	W	88-46
D 30	Northwestern (3/-)	H	W	78-55
J 4	Maryland (3/-)	A	W	81-75
J 8	St. Louis (3/-)	H	W	84-58
J 11	N.C. State (3/-)	H	W	74-64
J 13	St. Joseph's (3/-)	A	W	87-66
J 16	Wake Forest (3/-)	H	W	92-63
J 18	North Carolina (3/1)	A	L	92-95
J 21	Georgia Tech (2/4)	A	L	80-87
J 25	Maryland (2/-)	H	W	80-68
J 27	Harvard (2/-)	H	W	89-52
J 29	Clemson (5/-)	H	W	89-78
F 1	Wake Forest (5/-)	A	W	68-58
F 6	Virginia (4/-)	A	W	77-65
F 9	Georgia Tech (4/2)	H	W	75-59
F 11	Stetson (2/-)	A	W	85-66
F 15	N.C. State (2/17)	A	W	72-70
F 16	Notre Dame (2/14)	H	W	75-74
F 19	Miami (2/-)	H	W	104-82
F 22	Oklahoma (2/10)	H	W	93-84
F 26	Clemson (1/-)	A	W	77-69
M 2	North Carolina (1/3)	H	W	82-74
M 7	Wake Forest (1/-)	N3	W	68-60
M 8	Virginia (1/-)	N3	W	75-70
M 9	Georgia Tech (1/6)	N3	W	68-67
M 13	Miss Valley State (1/-)	N4	W	85-78
M 15	Old Dominion (1/-)	N4	W	89-61
M 21	DePaul (1/-)	N5	W	74-67
M 23	Navy (1/17)	N5	W	71-50
M 29	Kansas (1/2)	N6	W	71-67
M 31	Louisville (1/7)	N6	L	69-72

N1 - Big Apple NIT, Houston, Texas.

N2 - Big Apple NIT, New York, N.Y.

N3 - ACC Tournament, Greensboro, N.C.

N4 - NCAA Tournament, Greensboro, N.C.

N5 - NCAA Tournament, East Rutherford, N.J.

N6 - NCAA Final Four, Dallas, Texas.

# 2012-13 DUKE MEN'S BASKETBALL

# MEDIA GUIDE

## 1986-87

Record: 24-9 ACC: 9-5 (3rd)

Head Coach: Mike Krzyzewski

### ► NCAA Sweet 16

N 28	BYU-Hawaii	N1	W	85-68
N 29	Illinois (-/14)	N1	L	62-69
D 3	East Carolina	H	W	103-65
D 6	Vanderbilt	H	W	78-66
D 8	Davidson	H	W	95-65
D 13	Alabama (-/18)	N2	W	76-67
D 22	Miami	A	W	74-67
D 29	Appalachian State	H	W	80-50
D 30	Northwestern (20/-)	H	W	106-55
J 3	Virginia (20/-)	A	W	70-63
J 5	William & Mary (20/-)	H	W	82-46
J 7	St. Joseph's (17/-)	H	W	93-83
J 10	North Carolina (17/3)	H	L	77-85
J 14	Maryland (14/-)	A	W	85-61
J 17	Wake Forest (14/-)	H	W	69-49
J 21	N.C. State (12/20)	A	L	74-87
J 24	Clemson (12/10) •	A	W	105-103
J 26	Cornell (12/-)	H	W	85-59
J 29	Georgia Tech (13/-)	A	L	66-75
J 31	Wake Forest (13/-) •	A	W	62-60
F 2	Stetson (13/-)	H	W	62-59
F 4	Virginia (16/-)	H	W	75-61
F 7	Maryland (16/-)	H	W	76-67
F 10	Harvard (15/-)	A	W	98-86
F 15	Notre Dame (15/-) •	A	L	66-70
F 19	N.C. State (17/-)	H	W	66-50
F 21	Georgia Tech (17/-)	H	L	72-79
F 26	North Carolina (17/2)	A	L	71-77
F 28	Clemson (17/13)	H	W	65-59
M 6	N.C. State (14/-) •	N3	L	64-71
M 12	Texas A&M (17/-)	N4	W	58-51
M 14	Xavier (17/-)	N4	W	65-60
M 20	Indiana (17/3)	N5	L	82-88

N1 - BYU-Hawaii Thanksgiving Classic, Laie, Hawaii.

N2 - East Rutherford, N.J.

N3 - ACC Tournament, Landover, Md.

N4 - NCAA Tournament, Indianapolis, Ind.

N5 - NCAA Tournament, Cincinnati, Ohio

## 1987-88

Record: 28-7 ACC: 9-5 (3rd)

Head Coach: Mike Krzyzewski

### ► ACC Champions

### ► NCAA Final Four

N 28	Appalachian State (15/-)	H	W	110-74
N 30	East Carolina (15/-)	H	W	94-45
D 3	Northwestern (13/-)	A	W	79-57
D 9	Davidson (10/-)	A	W	105-71
D 21	Harvard (10/-)	H	W	121-62
D 29	Florida (9/8)	N1	W	93-70
D 30	Arizona (9/7)	A	L	85-91
J 4	William & Mary (9/-)	H	W	101-70
J 6	Miami (9/-)	H	W	107-69
J 9	Virginia (9/-)	A	W	77-59
J 14	St. Louis (7/-)	H	W	69-53
J 16	Maryland (7/-)	H	L	69-72
J 21	North Carolina (9/2)	A	W	70-69
J 23	Wake Forest (9/-)	A	W	103-70
J 25	Stetson (9/-)	A	W	81-78
F 1	Clemson (5/-)	H	W	101-63
F 3	Georgia Tech (4/-)	H	W	78-65
F 6	N.C. State (4/-)	H	L	74-77
F 7	Notre Dame (4/-)	H	W	70-61
F 11	Wake Forest (8/-)	H	W	98-67
F 13	Maryland (8/-)	A	W	90-83
F 17	Virginia (6/-)	H	W	73-54
F 20	Kansas (6/-)•	A	W	74-70
F 24	N.C. State (5/18)	A	L	78-89
F 28	Georgia Tech (5/20)	A	L	87-91
M 2	Clemson (9/-)	A	L	77-79
M 6	North Carolina (9/6)	H	W	96-81
M 11	Virginia (8/-)	N2	W	60-48
M 12	N.C. State (8/11)	N2	W	73-71
M 13	North Carolina (8/9)	N2	W	65-61
M 17	Boston U. (5/-)	N3	W	85-69
M 19	Southern Methodist (5/-)	N3	W	94-79
M 24	Rhode Island (5/-)	N4	W	73-72
M 26	Temple (5/1)	N4	W	63-53
A 2	Kansas (5/-)	N5	L	59-66

N1 - Fiesta Bowl Classic, Tucson, Ariz.

N2 - ACC Tournament, Greensboro, N.C.

N3 - NCAA Tournament, Chapel Hill, N.C.

N4 - NCAA Tournament, East Rutherford, N.J.

N5 - NCAA Final Four, Kansas City, Mo.

## 1988-89

Record: 28-8 ACC: 9-5 (T2nd)

Head Coach: Mike Krzyzewski

### ► NCAA Final Four

N 19	Kentucky (1/-)	N1	W	80-55
N 26	The Citadel (1/-)	H	W	93-52
N 30	East Carolina (1/-)	H	W	95-46
D 3	Northwestern (1/-)	H	W	86-62
D 5	Stetson (1/-)	H	W	90-62
D 10	Miami (1/-)	A	W	117-102
D 21	Wake Forest (1/-)	H	W	94-88
D 29	Cornell (1/-)	H	W	94-59
J 3	Washington (1/-)	A	W	87-61
J 5	Davidson (1/-)	H	W	101-53
J 7	Virginia (1/-)	A	W	84-76
J 11	William & Mary (1/-)	H	W	100-38
J 14	Maryland (1/-)	A	W	82-72
J 18	North Carolina (1/13)	H	L	71-91
J 21	Wake Forest (1/-)	A	L	71-75
J 26	N.C. State (8/15)	A	L	73-88
J 29	Clemson (8/-)	H	W	92-62
F 2	Georgia Tech (12/-)	A	L	76-81
F 5	Notre Dame (12/-)	A	W	102-80
F 8	Virginia (14/-)	H	W	85-66
F 11	Maryland (14/-)	H	W	86-60
F 14	Harvard (11/-)	A	W	98-59
F 18	Kansas (11/-)	H	W	102-77
F 20	Georgia Tech (11/-)	H	W	91-66
F 23	N.C. State (9/17)	H	W	86-65
F 26	Arizona (9/2)	N2	L	75-77
M 1	Clemson (9/-)	A	L	74-79
M 5	North Carolina (9/5)	A	W	88-86
M 10	Wake Forest (7/-)	N3	W	88-64
M 11	Virginia (7/-)	N3	W	69-58
M 12	North Carolina (7/9)	N3	L	74-77
M 16	S.C. State (9/-)	N4	W	90-69
M 18	West Virginia (9/17)	N4	W	70-63
M 24	Minnesota (9/-)	N5	W	87-70
M 26	Georgetown (9/2)	N5	W	85-77
A 1	Seton Hall (9/11)	N6	L	78-95

N1 - Tipoff Classic, Springfield, Mass.

N2 - East Rutherford, N.J.

N3 - ACC Tournament, Atlanta, Ga.

N4 - NCAA Tournament, Greensboro, N.C.

N5 - NCAA Tournament, East Rutherford, N.J.

N6 - NCAA Final Four, Seattle, Wash.

## 1989-90

Record: 29-9 ACC: 9-5 (2nd)

Head Coach: Mike Krzyzewski

### ► NCAA Final Four

N 25	Harvard (10/-)	H	W	130-54
N 29	Canisius (7/-)	H	W	102-66
D 2	Northwestern (7/-)	A	W	103-77
D 6	Syracuse (6/1)	N1	L	76-78
D 9	Michigan (6/8) •	A	L	108-113
D 21	Davidson (12/-)	A	W	89-44
D 23	Washington (12/-)	H	W	74-64
D 28	Drake (13/-)	N2	W	101-77
D 29	Cincinnati (13/-)	N2	W	95-83
D 30	Hawaii (13/-)	N2	W	87-75
J 3	The Citadel (13/-)	H	W	108-69
J 6	Virginia (13/-)	H	W	76-68
J 11	Georgia Tech (10/9)	A	W	96-91
J 13	Maryland (10/-)	H	W	91-80
J 17	North Carolina (8/-)	A	L	60-79
J 20	Wake Forest (8/-)	A	W	97-69
J 22	William & Mary (8/-)	A	W	109-76
J 24	N.C. State (8/-) •	H	W	85-82
J 28	Georgia Tech (8/13)	H	W	88-86
J 31	Clemson (5/-)	H	W	94-80
F 4	Notre Dame (5/-)	H	W	88-76
F 8	Virginia (4/-)	A	L	69-72
F 10	Maryland (4/-) •	A	W	114-111
F 12	Stetson (4/-)	A	W	102-67
F 14	East Carolina (6/-)	H	W	84-51
F 18	Wake Forest (6/-)	H	W	71-56
F 21	N.C. State (3/-)	A	L	71-76
F 25	Arizona (3/21)	H	W	78-76
F 28	Clemson (5/20)	A	L	93-97
M 4	North Carolina (5/-)	H	L	75-87
M 9	Maryland (12/-)	N3	W	104-84

M 10	Georgia Tech (12/14)	N3	L	72-83
M 16	Richmond (15/-)	N4	W	81-46
M 18	St. John's (15/-)	N4	W	76-72
M 22	UCLA (15/-)	N5	W	90-81
M 24	Connecticut (15/3) •	N5	W	79-78
M 31	Arkansas (15/7)	N6	W	97-83
A 2	UNLV (15/2)	N6	L	73-103

N1 - ACC/Big East Challenge, Greensboro, N.C.

N2 - Rainbow Classic, Honolulu, Hawaii.

N3 - ACC Tournament, Charlotte, N.C.

N4 - NCAA Tournament, Atlanta, Ga.

N5 - NCAA Tournament, East Rutherford, N.J.

N6 - NCAA Final Four, Denver, Colo.

## 1990-91

Record: 32-7 ACC: 11-3 (1st)

Head Coach: Mike Krzyzewski

### ► NCAA Champions

N 14	Marquette (6/-)	*H	W	87-74
N 16	Boston College (6/-)	*H	W	100-76
N 21	Arkansas (6/2)	N2	L	88-98
N 23	Notre Dame (6/-)	N2	W	85-77
N 26	East Carolina (6/-)	H	W	125-82
D 1	UNC Charlotte (8/-)	H	W	111-94
D 5	Georgetown (5/6)	*A	L	74-79
D 8	Michigan (5/-)	H	W	75-68
D 19	Harvard (9/-)	A	W	103-61
D 22	Oklahoma (9/11)	A	W	90-85
D 29	Lehigh (8/-)	H	W	97-67
J 2	Boston U. (8/-)	H	W	109-55
J 5	Virginia (8/18)	A	L	64-81
J 9	Georgia Tech (14/24)	H	W	98-57
J 12	Maryland (14/-)	A	W	94-78
J 14	Wake Forest (14/-)	H	W	89-67
J 16	The Citadel (12/-)	A	W	83-50
J 19	North Carolina (12/5)	H	W	74-60
J 23	N.C. State (9/-)	A	L	89-95
J 26	Clemson (9/-)	A	W	99-70
J 30	Georgia Tech (7/23)	A	W	77-75
F 2	Notre Dame (7/-)	A	W	90-77
F 7	Virginia (6/11)	H	W	86-74
F 9	Maryland (6/-)	H	W	101-81
F 10	Louisiana State (6/19)	H	W	88-70
F 13	Davidson (5/-)	H	W	74-39
F 16	Wake Forest (5/-)	A	L	77-86
F 20	N.C. State (7/-)	H	W	72-65
F 24	Arizona (7/9) • •	A	L	96-103
F 27	Clemson (8/-)	H	W	79-62
M 3	North Carolina (8/4)	A	W	83-77
M 9	N.C. State (6/-)	N4	W	93-72
M 10	North Carolina (6/7)	N4	L	74-96
M 14	Louisiana-Monroe (6/-)	N5	W	102-73
M 16	Iowa (6/-)	N5	W	85-70
M 22	Connecticut (6/-)	N6	W	81-67
M 24	St. John's (6/20)	N6	W	78-61
M 30	UNLV (6/1)	N7	W	79-77
A 1	Kansas (6/12)	N7	W	72-65

\*H - Dodge NIT, Durham, N.C.

N2 - Dodge NIT, New York, N.Y.

\*A - ACC/Big East Challenge, Landover, Md.

N4 - ACC Tournament, Charlotte, N.C.

N5 - NCAA Tournament, Minneapolis, Minn.

N6 - NCAA Tournament, Pontiac, Mich.

N7 - NCAA Final Four, Indianapolis, Ind.

## 1991-92

Record: 34-2 ACC: 14-2 (1st)

Head Coach: Mike Krzyzewski

### ► ACC Champions

### ► NCAA Champions

N 25	East Carolina (1/-)	H	W	103-75
N 30	Harvard (1/-)	H	W	118-65
D 5	St. John's (1/7)	N1	W	91-81
D 7	Canisius (1/-)	A	W	96-60
D 14	Michigan (1/18) •	A	W	88-85
D 30	William & Mary (1/-)	H	W	97-61
J 2	Virginia (1/-)	A	W	68-62
J 6	Florida State (1/-)	H	W	86-70
J 8	Maryland (1/-)	A	W	83-66
J 11	Georgia Tech (1/14)	H	W	97-84
J 15	N.C. State (1/-)	H	W	110-75
J 18	UNC Charlotte (1/18)	H	W	104-82
J 21	Boston U. (1/-)	A	W	95-85
J 25	Wake Forest (1/-)	H	W	84-68
J 27	Clemson (1/-)	H	W	112-73
J 30	Florida State (1/23)	A	W	75-62
F 1	Notre Dame (1/-)	H	W	100-71
F 5	North Carolina (1/9)	A	L	73-75

F 8	Louisiana State (1/22)	A	W	77-67
F 12	Georgia Tech (1/-)	A	W	71-62
F 16	N.C. State (1/-)	A	W	71-63
F 20	Maryland (1/-)	H	W	91-89
F 23	Wake Forest (1/-)	A	L	68-72
F 26	Virginia (1/-)	H	W	76-67
M 1	UCLA (1/4)	A	W	75-65
M 4	Clemson (1/-)	A	W	98-97
M 8	North Carolina (1/16)	H	W	89-77
M 13	Maryland (1/-)	N2	W	94-87
M 14	Georgia Tech (1/-)	N2	W	89-76
M 15	North Carolina (1/20)	N2	W	

1993-94			
Record: 28-6		ACC: 12-4 (1st)	
Head Coach: Mike Krzyzewski			
► NCAA Final Four			
N 27	Northeastern (4/-)	H	W 86-72
D 1	The Citadel (6/-)	H	W 78-63
D 4	Xavier (6/-)	H	W 82-60
D 6	S.C. State (4/-)	H	W 97-61
D 11	Michigan (4/3)	A	W 73-63
D 22	Iowa (3/-)	A	W 79-76
D 30	Western Carolina (3/-)	H	W 87-67
J 5	Clemson (3/-)	A	W 71-65
J 8	Georgia Tech (3/12)	H	W 88-71
J 10	Brown (2/-)	H	W 89-71
J 13	Wake Forest (2/-)	H	L 68-69
J 15	Virginia (2/-)	A	W 66-58
J 20	N.C. State (5/-)	A	W 92-65
J 22	Florida State (5/-)	H	W 106-79
J 26	Notre Dame (2/-)	H	W 74-72
J 29	Maryland (2/18)	H	W 75-62
F 3	North Carolina (1/2)	A	L 78-89
F 5	Clemson (1/-)	H	W 78-74
F 8	Georgia Tech (2/-)	A	W 66-63
F 13	Wake Forest (2/-)	A	L 69-78
F 16	Virginia (6/-)	H	W 84-54
F 20	N.C. State (6/-)	H	W 85-58
F 23	Florida State (2/-)	A	W 84-72
F 27	Temple (2/8)	H	W 59-47
M 2	Maryland (2/-)	A	W 73-69
M 5	North Carolina (2/5)	H	L 77-87
M 11	Clemson (5/-)	N1	W 77-64
M 12	Virginia (5/-)	N1	L 61-66
M 18	Texas Southern (6/-)	N2	W 82-70
M 20	Michigan State (6/-)	N2	W 85-74
M 24	Marquette (6/21)	N3	W 59-49
M 26	Purdue (6/3)	N3	W 69-60
A 2	Florida (6/14)	N4	W 70-65
A 4	Arkansas (6/2)	N4	L 72-76

N1 - ACC Tournament, Charlotte, N.C.  
N2 - NCAA Tournament, St. Petersburg, Fla.  
N3 - NCAA Tournament, Knoxville, Tenn.  
N4 - NCAA Final Four, Charlotte, N.C.

1994-95				
Record: 13-18			ACC: 2-14 (9th)	
Head Coach: Mike Krzyzewski, Pete Gaudet*				
N 25	Brown (8/-)	H	W	80-38
N 26	Northeastern (8/-)	H	W	93-70
N 29	Connecticut (6/16)	N1	L	86-90
D 3	Illinois (6/-)	N2	W	70-65
D 6	George Washington (9/-)	H	W	103-73
D 10	Michigan (9/23)	H	W	69-59
D 19	N.C. A&T (9/-)	H	W	99-56
D 27	Iowa (7/-)	N3	L	71-81
D 29	Boston U. (7/-)	N3	W	71-54
D 30	Georgia Tech (7/17)	N3	W	76-69
J 2	S.C. State (7/-)	H	W	107-61
J 4	Clemson (11/-)	H	L	70-75
J 7	Georgia Tech (11/24)	A	L	68-75
J 11	Wake Forest (16/14)	A	L	64-74
J 14	Virginia (16/-) ••	H	L	88-91
J 18	N.C. State	H	L	60-77
J 21	Florida State	A	L	75-78
J 24	Notre Dame	A	W	87-74
J 28	Maryland (-/8)	A	L	72-74
F 2	North Carolina (-/2) ••	H	L	100-102
F 4	Clemson	A	L	44-51
F 9	Georgia Tech (-/18)	H	W	77-70
F 11	Wake Forest (-/11)	H	L	61-62
F 15	Virginia (-/16)	A	L	58-64
F 18	N.C. State	A	L	79-84
F 22	Florida State	H	W	72-67
F 26	UCLA (-/2)	A	L	77-100
M 1	Maryland (-/6)	H	L	92-94
M 4	North Carolina (-/2)	A	L	86-99
M 9	N.C. State	N4	W	83-70
M 10	Wake Forest (-/7)	N4	L	70-87

N1 - Auburn Hills, Mich.  
N2 - Chicago, Ill.  
N3 - Kraft Rainbow Classic, Honolulu, Hawaii.  
N4 - ACC Tournament, Greensboro, N.C.

\*Krzyzewski coached first 12 games before leaving team after back surgery and exhaustion. Gaudet coached final 19 games as interim head coach. Coaching records reflect this situation.

1995-96				
Record: 18-13			ACC: 8-8 (T4th)	
Head Coach: Mike Krzyzewski				
N 23	Old Dominion	N1	W	75-55
N 24	Indiana (-/23)	N1	W	70-64
N 25	Iowa (-/10)	N1	W	88-81
N 29	UNC Greensboro (12/-)	H	W	71-57
D 2	Illinois (12/-)	H	L	65-75
D 4	S.C. State (18/-)	H	W	84-64
D 9	Michigan (18/22)	A	L	84-88
D 19	Delaware (21/-)	H	W	79-73
D 20	Western Carolina (21/-)	H	W	107-67
D 28	Monmouth (20/-)	H	W	69-53
D 30	Northeastern (20/-)	A	W	87-56
J 3	Clemson (19/22)	A	L	48-51
J 7	Georgia Tech (19/-)	H	L	81-86
J 10	Wake Forest (-/8)	H	L	54-57
J 13	Virginia	A	L	66-77
J 18	N.C. State	A	W	71-70
J 20	Florida State	H	W	85-65
J 25	Temple	A	L	58-59
J 28	Maryland	H	W	83-73
J 31	North Carolina (-/8)	A	L	72-73
F 3	Clemson (-/24)	H	W	83-53
F 7	Georgia Tech •	A	L	71-73
F 11	Wake Forest (-/9)	A	L	65-79
F 14	Virginia	H	W	79-69
F 17	N.C. State •	H	W	79-76
F 22	Florida State	A	W	93-87
F 25	UCLA (-/16)	H	W	85-66
F 28	Maryland	A	W	77-75
M 3	North Carolina (-/19)	H	L	78-84
M 8	Maryland	N2	L	69-82
M 14	Eastern Michigan	N3	L	60-75
N1 - Cars Great Alaska Shootout, Anchorage, Alaska				
N2 - ACC Tournament, Greensboro, N.C.				
N3 - NCAA Tournament, Indianapolis, Ind.				

N1 - Cars Great Alaska Shootout, Anchorage, Alaska

N2 - ACC Tournament, Greensboro, N.C.

N3 - NCAA Tournament, Indianapolis, Ind.

1996-97			
Record: 24-9		ACC: 12-4 (1st)	
Head Coach: Mike Krzyzewski			
N 20	St. Joseph's (10/-)	*H	W 89-60
N 22	Vanderbilt (10/-)	*H	W 86-57
N 27	Tulsa (6/22)	N1	W 72-67
N 29	Indiana (6/20)	N1	L 69-85
D 2	Lehigh (10/-)	H	W 103-51
D 5	Florida State (10/-) •	H	W 72-66
D 8	Michigan (10/7)	H	L 61-62
D 11	Davidson (14/-)	H	W 85-58
D 14	Villanova (14/4)	A	W 87-79
D 22	Army (11/-)	H	W 100-38
D 30	Western Carolina (13/-)	H	W 104-54
J 2	S.C. State (13/-)	H	W 104-54
J 5	Georgia Tech (13/-)	A	W 66-56
J 7	Clemson (10/5) •	A	L 82-86
J 11	Wake Forest (10/2)	H	L 69-81
J 13	Campbell (13/-)	H	W 84-59
J 15	UNC Greensboro (13/-)	A	W 87-49
J 18	Virginia (13/-)	H	W 78-59
J 21	N.C. State (10/-)	A	W 70-55
J 26	Maryland (10/7)	A	L 70-74
J 29	North Carolina (12/19)	H	W 80-73
F 2	Georgia Tech (12/-)	H	W 70-61
F 5	Wake Forest (8/2)	A	W 73-68
F 8	N.C. State (8/-)	H	W 80-51
F 11	Virginia (6/-)	A	W 62-61
F 15	Florida State (6-)	A	W 89-79
F 18	Clemson (6/8)	H	W 84-77
F 23	UCLA (6/17)	A	L 69-73
F 27	Maryland (7/16)	H	W 81-69
M 2	North Carolina (7/8)	A	L 85-91
M 7	N.C. State (7/-)	N2	L 60-66
M 14	Murray State (8/-)	N3	W 71-68
M 16	Providence (8/-)	N3	L 87-98

\*H - Chase Preseason NIT, Durham, N.C.

N1 - Chase Preseason NIT, New York, N.Y.

N2 - ACC Tournament, Greensboro, N.C.

N3 - NCAA Tournament, Charlotte, N.C.

<b>1997-98</b>				
Record: 32-4			ACC: 15-1 (1st)	
Head Coach: Mike Krzyzewski				
► NCAA Elite Eight				
N 16	Army (3/-)	A	W	78-45
N 20	Davidson (3/-)	H	W	100-65
N 24	Chaminade (3/-)	N1	W	106-70
N 25	Missouri (3/-)	N1	W	82-59
N 26	Arizona (3/1)	N1	W	95-87

D 1 S.C. State (1/-)	H	W	98-47
D 3 UNC Greensboro (1/-)	H	W	93-37
D 6 Virginia (1/-)	H	W	103-59
D 10 Villanova (1/-)	H	W	94-66
D 13 Michigan (1/-)	A	L	73-81
D 21 Mercer (3/-)	H	W	126-64
D 30 Portland State (3/-)	H	W	89-39
J 3 Maryland (3/20)	A	W	104-72
J 7 N.C. State (2/-)	H	W	64-50
J 10 Florida State (2/13)	A	W	75-63
J 14 Wake Forest (2/-)	A	W	88-52
J 17 Clemson (2/-)	H	W	81-80
J 20 N.C. A&T (1/-)	A	W	101-66
J 24 Virginia (1/-)	A	W	72-65
J 29 Maryland (1/23)	H	W	86-59
F 1 Georgia Tech (1/-)	H	W	90-69
F 5 North Carolina (1/2)	A	L	73-97
F 8 N.C. State (1/-)	A	W	65-49
F 10 Florida State (2/-)	H	W	86-72
F 14 Wake Forest (2/-)	H	W	78-47
F 18 Clemson (2/-)	A	W	70-66
F 22 UCLA (2/12)	H	W	120-84
F 25 Georgia Tech (1/-)	A	W	76-53
F 28 North Carolina (1/3)	H	W	77-75
M 5 Virginia (1/-)	N2	W	63-41
M 7 Clemson (1/-)	N2	W	66-64
M 8 North Carolina (1/4)	N2	L	68-83
M 13 Radford (3/-)	N3	W	99-63
M 15 Oklahoma State (3/-)	N3	W	79-73
M 20 Syracuse (3/21)	N4	W	80-67
M 22 Kentucky (3/5)	N4	L	84-86

N1 - Maui Invitational, Lahaina, Hawaii.

N2 - ACC Tournament, Greensboro, N.C.

N3 - NCAA Tournament, Lexington, Ky.

N4 - NCAA Tournament, St. Petersburg, Fla.

<b>1998-99</b>	
Record: 37-2	ACC: 16-0 (1st)
Head Coach: Mike Krzyzewski	

N 14 Fairfield (1/-)	H	W	98-66
N 17 Davidson (1/-)	N1	W	94-61
N 21 S.C. State (1/-)	H	W	120-56
N 26 Notre Dame (1/-)	N2	W	111-82
N 27 Fresno State (1/-)	N2	W	93-82
N 28 Cincinnati (1/15)	N2	L	75-77
D 2 Michigan State (4/9)	N3	W	73-67
D 5 N.C. State (4/-)	H	W	89-69
D 9 Florida (3/-)	H	W	116-86
D 12 Michigan (3/-)	H	W	108-64
D 20 N.C. A&T (2/-)	H	W	88-53
D 22 Kentucky (2/3)	N4	W	71-60
D 30 UNC Greensboro (2/-)	H	W	104-58
J 3 Maryland (2/4)	A	W	82-64
J 6 Georgia Tech (2/-)	H	W	99-58
J 10 Virginia (2/-)	H	W	115-69
J 13 Wake Forest (2/-)	A	W	82-72
J 16 Florida State (2/-)	H	W	98-73
J 20 Clemson (2/-)	A	W	82-60
J 24 St. John's (2/8) •	A	W	92-88
J 27 North Carolina (2/10)	H	W	89-77
J 30 N.C. State (2/-)	A	W	80-61
F 3 Maryland (2/7)	H	W	95-77
F 6 Georgia Tech (2/-)	A	W	87-79
F 11 Virginia (1/-)	A	W	100-54
F 13 Wake Forest (1/-)	H	W	102-71
F 17 Florida State (1/-)	A	W	85-59
F 20 Clemson (1/-)	H	W	92-65
F 24 DePaul (1/-)	A	W	96-64
F 27 North Carolina (1/14)	A	W	81-61
M 4 Virginia (1/-)	N5	W	104-67
M 6 N.C. State (1/-)	N5	W	83-68
M 7 North Carolina (1/15)	N5	W	96-73
M 12 Florida A&M (1/-)	N6	W	99-58
M 14 Tulsa (1/-)	N6	W	97-56
M 19 SW Missouri State (1/-)	N7	W	78-61
M 21 Temple (1/-)	N7	W	85-64
M 27 Michigan State (1/2)	N8	W	68-62
M 29 Connecticut (1/3)	N8	L	74-77

N1 - Charlotte, N.C.

N2 - Cars Great Alaska Shootout, Anchorage, Alaska.

N3 - Great Eight, Chicago, Ill.

N4 - Jimmy V Classic, East Rutherford, N.J.

N5 - ACC Tournament, Charlotte, N.C.

N6 - NCAA Tournament, Charlotte, N.C.

N7 - NCAA Tournament, East Rutherford, N.J.

N8 - NCAA Final Four, St. Petersburg, Fla.

1999-00				
Record: 29-5		ACC: 15-1 (1st)		
Head Coach: Mike Krzyzewski				
▶ ACC Champions				
▶ NCAA Sweet 16				
N 11	Stanford (10/13)•	N1	L	79-80
N 12	Connecticut (10/1)	N1	L	66-71
N 20	Army (18/-)	H	W	100-42
N 23	Columbia (16/-)	H	W	99-82
N 27	USC (16/-)	N2	W	81-68
N 30	Illinois (17/16)	N3	W	72-69
D 4	DePaul (17/22)•	H	W	84-83
D 11	Michigan (14/-)	A	W	104-97
D 19	N.C. A&T (11/-)	H	W	101-60
D 21	Davidson (10/-)	H	W	109-65
J 2	William & Mary (9/-)	H	W	96-55
J 5	Virginia (8/-)•	A	W	109-100
J 9	Maryland (8/12)	A	W	80-70
J 12	Georgia Tech (6/-)	H	W	82-57
J 16	Florida State (6/-)	A	W	85-54
J 19	N.C. State (5/-)•	H	W	92-88
J 22	Wake Forest (5/-)	A	W	75-61
J 29	Clemson (3/-)	H	W	93-59
F 3	North Carolina (3/-)•	A	W	90-86
F 5	Virginia (3/-)	H	W	106-86
F 9	Maryland (3/23)	H	L	87-98
F 12	Georgia Tech (3/-)	A	W	84-65
F 16	Florida State (3/-)	H	W	101-68
F 19	N.C. State (3/-)	A	W	71-66
F 22	Wake Forest (2/-)	H	W	96-78
F 26	St. John's (2/-)	H	L	82-83
M 1	Clemson (4/-)	A	W	92-78
M 4	North Carolina (4/-)	H	W	90-76
M 9	Clemson (3/-)	N4	W	94-63
M 11	Wake Forest (3/-)	N4	W	82-73
M 12	Maryland (3/20)	N4	W	81-68
M 17	Lamar (1/-)	N5	W	82-55
M 19	Kansas (1/-)	N5	W	69-64
M 24	Florida (1/11)	N6	L	78-87

N1 - Coaches vs. Cancer Classic, New York, N.Y.

N2 - Wooden Classic, Anaheim, Calif.

N3 - ACC/Big 10 Challenge, Chicago, Ill.

N4 - ACC Tournament, Charlotte, N.C.

N5 - NCAA Tournament, Winston-Salem, N.C.

N6 - NCAA Tournament, Syracuse, N.Y.



# 2012-13 DUKE MEN'S BASKETBALL

# MEDIA GUIDE

## 2000-01

Record: 35-4 ACC: 13-3 (T1st)

Head Coach: Mike Krzyzewski

- ACC Champions
- NCAA Champions

N 14	Princeton (2/-)	H	W	87-50
N 17	Villanova (2/-)	H	W	98-85
N 22	Texas (2/-)	N1	W	95-69
N 24	Temple (2/-)	N1	W	63-61
N 25	Army (2/-)	H	W	91-48
N 28	Illinois (1/19)	N2	W	78-77
D 2	Temple (1/17)	A	W	93-68
D 5	Davidson (1/-)	H	W	102-60
D 9	Michigan (1/-)	H	W	104-61
D 19	Portland (1/-)	N3	W	97-64
D 21	Stanford (1/3)	N4	L	83-84
D 30	N.C. A&T (3/-)	H	W	108-73
J 4	Florida State (3/-)	A	W	99-72
J 7	Clemson (3/-)	H	W	115-74
J 10	N.C. State (2/-)	A	W	84-78
J 13	Virginia (2/10)	H	W	103-61
J 16	Boston College (2/25)	H	W	97-75
J 20	Georgia Tech (2/-)	A	W	98-77
J 24	Wake Forest (2/9)	H	W	85-62
J 27	Maryland (2/8) •	A	W	98-96
F 1	North Carolina (2/4)	H	L	83-85
F 4	Florida State (2/-)	H	W	100-58
F 7	Clemson (3/-)	A	W	81-64
F 11	N.C. State (3/-)	H	W	101-75
F 14	Virginia (3/12)	A	L	89-91
F 18	St. John's (3/-)	A	W	91-59
F 21	Georgia Tech (4/-)	H	W	98-54
F 24	Wake Forest (4/24)	A	W	82-80
F 27	Maryland (2/16)	H	L	80-91
M 4	North Carolina (2/4)	A	W	95-81
M 9	N.C. State (3/-)	N5	W	76-61
M 10	Maryland (3/11)	N5	W	84-82
M 11	North Carolina (3/6)	N5	W	79-53
M 15	Monmouth (1/-)	N6	W	95-52
M 17	Missouri (1/-)	N6	W	94-81
M 22	UCLA (1/15)	N7	W	76-63
M 24	USC (1/-)	N7	W	79-69
M 31	Maryland (1/11)	N8	W	95-84
A 2	Arizona (1/5)	N8	W	82-72

N1 - Tivo Preseason NIT, New York, N.Y.

N2 - ACC/Big Ten Challenge, Greensboro, N.C.

N3 - Rose Garden, Portland, Ore.

N4 - The Coliseum in Oakland, Oakland, Calif.

N5 - ACC Tournament, Atlanta, Ga.

N6 - NCAA Tournament, Greensboro, N.C.

N7 - NCAA Tournament, Philadelphia, Pa.

N8 - NCAA Final Four, Minneapolis, Minn.

## 2001-02

Record: 31-4 ACC: 13-3 (2nd)

Head Coach: Mike Krzyzewski

- ACC Champions
- NCAA Sweet 16

N 19	Seton Hall (1/-)	N1	W	80-79
N 20	South Carolina (1/-)	N1	W	81-56
N 21	Ball State (1/-)	N1	W	83-71
N 25	Portland (1/-)	H	W	104-62
N 27	Iowa (1/7)	N2	W	80-62
D 2	Clemson (1/-)	H	W	96-80
D 5	Temple (1/-)	H	W	82-57
D 8	Michigan (1/-)	A	W	104-83
D 16	N.C. A&T (1/-)	H	W	93-51
D 18	Kentucky (1/7) •	N3	W	95-92
D 29	San Diego State (1/-)	H	W	92-79
J 2	Davidson (1/-)	N4	W	106-71
J 6	Florida State (1/-)	A	L	76-77
J 10	Georgia Tech (2/-)	H	W	104-79
J 13	N.C. State (2/-)	A	W	76-57
J 17	Maryland (1/3)	H	W	99-78
J 19	Wake Forest (1/14)	H	W	103-80
J 24	Boston College (1/-)	A	W	88-78
J 27	Virginia (1/7)	H	W	94-81
J 31	North Carolina (1/-)	A	W	87-58
F 2	Clemson (1/-)	A	W	98-88
F 7	Florida State (1/-)	H	W	80-49
F 9	Georgia Tech (1/-)	A	W	95-63
F 14	N.C. State (1/24)	H	W	108-71
F 17	Maryland (1/3)	A	L	73-87
F 21	Wake Forest (3/20)	A	W	90-61
F 24	St. John's (3/-)	H	W	97-55
F 28	Virginia (3/-)	A	L	84-87
M 3	North Carolina (3/-)	H	W	93-68
M 8	North Carolina (3/-)	N5	W	60-48
M 9	Wake Forest (3/-)	N5	W	79-64

M 10	N.C. State (3/-)	N5	W	91-61
M 14	Winthrop (1/-)	N6	W	84-37
M 16	Notre Dame (1/-)	N6	W	84-77
M 21	Indiana (1/-)	N7	L	73-74

N1 - Maui Invitational, Lahaina, Maui

N2 - ACC/Big Ten Challenge, Chicago, Ill.

N3 - Jimmy V Classic, East Rutherford, N.J.

N4 - Charlotte, N.C.

N5 - ACC Tournament, Charlotte, N.C.

N6 - NCAA Tournament, Greenville, S.C.

N7 - NCAA Tournament, Lexington, Ky.

## 2002-03

Record: 26-7 ACC: 11-5 (T2nd)

Head Coach: Mike Krzyzewski

- ACC Champions
- NCAA Sweet 16

N 23	Army (6/-)	H	W	101-53
N 25	Davidson (6/-)	H	W	95-80
N 30	UCLA (6/14)	N1	W	84-73
D 3	Ohio State (6/-)	N2	W	91-76
D 7	Michigan (4/-)	H	W	81-59
D 17	N.C. A&T (4/-)	N3	W	91-57
D 29	Dayton (3/-)	H	W	85-74
J 2	Fairfield (3/-)	H	W	86-58
J 5	Clemson (3/-)	A	W	89-71
J 8	Georgetown (1/-)	H	W	93-86
J 12	Wake Forest (1/17)	H	W	74-55
J 15	Virginia (1/-)	H	W	104-93
J 18	Maryland (1/17)	A	L	72-87
J 22	N.C. State (3/-)	A	L	71-80
J 25	Georgia Tech (3/-)	H	W	91-71
J 30	Butler (5/-)	H	W	80-60
F 2	Florida State (5/-)	A	L	70-75
F 5	North Carolina (9/-)	H	W	83-74
F 9	Clemson (9/-)	H	W	65-55
F 13	Wake Forest (8/15) • •	A	L	80-94
F 15	Virginia (8/-)	A	W	78-59
F 19	Maryland (8/13)	H	W	75-70
F 22	N.C. State (8/-)	H	W	79-68
F 26	Georgia Tech (6/-)	A	W	77-58
M 2	St. John's (6/-)	A	L	71-72
M 6	Florida State (10/-)	H	W	72-56
M 9	North Carolina (10/-)	A	L	79-82
M 14	Virginia (12/-)	N4	W	83-76
M 15	North Carolina (12/-)	N4	W	75-63
M 16	N.C. State (12/-)	N4	W	84-77
M 20	Colorado State (7/-)	N5	W	67-57
M 22	Central Michigan (7/-)	N5	W	86-60
M 27	Kansas (7/6)	N6	L	65-69

N1 - Wooden Tradition, Indianapolis, Ind.

N2 - ACC/Big Ten Challenge, Greensboro, N.C.

N3 - Greensboro Coliseum, Greensboro, N.C.

N4 - ACC Tournament, Greensboro, N.C.

N5 - NCAA Tournament, Salt Lake City, Utah

N6 - NCAA Tournament, Anaheim, Calif.

## 2003-04

Record: 31-6 ACC: 13-3 (1st)

Head Coach: Mike Krzyzewski

- NCAA Final Four

N 22	Detroit (2/-)	H	W	67-56
N 27	Pacific (2/-)	N1	W	82-69
N 28	Liberty (2/-)	N1	W	76-47
N 29	Purdue (2/-)	N1	L	68-78
D 3	Michigan State (6/5)	*A	W	72-50
D 6	St. John's (6/-)	H	W	79-58
D 14	Portland (4/-)	H	W	84-43
D 17	Princeton (3/-)	H	W	69-51
D 20	Texas (3/11)	N2	W	89-61
D 29	Davidson (3/-)	H	W	88-54
J 3	Clemson (2/-)	A	W	73-54
J 6	Fairfield (2/-)	H	W	99-58
J 11	Virginia (2/-)	A	W	93-71
J 15	N.C. State (2/-)	H	W	76-57
J 17	Wake Forest (2/4)	H	W	84-72
J 21	Maryland (1/-)	A	W	68-60
J 24	Georgetown (1/-)	A	W	85-66
J 29	Florida State (1/-)	H	W	56-49
J 31	Georgia Tech (1/14)	A	W	82-74
F 5	North Carolina (1/17) •	A	W	83-81
F 8	Clemson (1/-)	H	W	81-55
F 11	Virginia (1/-)	H	W	93-75
F 15	N.C. State (1/21)	A	L	74-78
F 18	Wake Forest (3/15)	A	L	84-90
F 22	Maryland (3/-)	H	W	86-63
F 26	Valparaiso (5/-)	H	W	97-63
F 29	Florida State (5/-)	A	W	70-65
M 3	Georgia Tech (3/19)	H	L	68-76

M 6	North Carolina (3/14)	H	W	70-65
M 12	Virginia (5/-)	N3	W	84-74
M 13	Georgia Tech (5/14)	N3	W	85-71
M 14	Maryland (5/-) •	N3	L	87-95
M 18	Alabama State (6/-)	N4	W	96-61
M 20	Seton Hall (6/-)	N4	W	90-62
M 26	Illinois (6/13)	N5	W	72-62
M 28	Xavier (6/-)	N5	W	66-63
A 3	Connecticut (6/7)	N6	L	78-79

N1 - Carrs Great Alaska Shootout, Anchorage, Ak.

\*A - ACC/Big Ten Challenge

N2 - Dreyfus Classic, New York, N.Y.

N3 - ACC Tournament, Greensboro, N.C.

N4 - NCAA Tournament, Raleigh, N.C.

N5 - NCAA Tournament, Atlanta, Ga.

N6 - NCAA Final Four, San Antonio, Texas

## 2004-05

Record: 27-6 ACC: 11-5 (3rd)

Head Coach: Mike Krzyzewski

- ACC Champions
- NCAA Sweet 16

N 20	Tennessee-Martin (11/-)	H	W	88-46
N 22	Davidson (11/-)	N1	W	74-61
N 27	UNC Greensboro (9/-)	H	W	98-44
N 30	Michigan State (10/11)	*H	W	81-74
D 4	Valparaiso (10/-)	N2	W	93-61
D 12	Toledo (9/-)	H	W	82-54
D 14	Illinois-Chicago (7/-)	H	W	88-55
D 18	Oklahoma (7/-)	N3	W	78-67
J 2	Clemson (6/-)	H	W	62-54
J 5	Princeton (5/-)	H	W	59-46
J 8	Temple (5/-)	H	W	82-74
J 13	N.C. State (5/-)	A	W	86-74
J 16	Virginia (5/-)	H	W	80-66
J 19	Miami (4/-)	A	W	92-83
J 22	Florida State (4/-)	A	W	88-56
J 26	Maryland (2/-)	H	L	66-75
J 30	Virginia Tech (2/-)	H	W	100-65
F 2	Wake Forest (4/7)	A	L	89-92
F 5	Georgia Tech (4/25)	H	W	82-65
F 9	North Carolina (7/2)	H	W	71-70
F 12	Maryland (7/-) •	A	L	92-99
F 17	Virginia Tech (7/-)	A	L	65-67
F 20	Wake Forest (7/5)	H	W	102-92
F 23	Georgia Tech (7/-)	A	W	60-56
F 26	St. John's (7/-)	A	W	58-47
M 3	Miami (6/-)	H	W	83-59
M 6	North Carolina (6/2)	A	L	73-75
M 11	Virginia (5/-)	N4	W	76-64
M 12	N.C. State (5/-)	N4	W	76-69
M 13	Georgia Tech (5/-)	N4	W	69-64
M 18	Delaware State (3/-)	N5	W	57-46
M 20	Mississippi State (3/-)	N5	W	63-55
M 25	Michigan State (3/15)	N6	L	68-78

N1 - Charlotte Coliseum, Charlotte, N.C.

\*H - ACC/Big Ten Challenge

N2 - United Center, Chicago, Ill.

N3 - Dreyfus Classic, New York, N.Y.

N4 - ACC Tournament, Washington, D.C.

N5 - NCAA Tournament, Charlotte, N.C.

N6 - NCAA Tournament, Austin, Texas

## 2005-06

Record: 32-4 ACC: 14-2 (1st)

Head Coach: Mike Krzyzewski

- ACC Champions
- NCAA Sweet 16

N 14	Boston U. (1/-)	*H	W	64-47
N 16	Seton Hall (1/-)	*H	W	93-40
N 19	Davidson (1/-)	H	W	84-55
N 23	Drexel (1/-)	N1	W	78-68
N 25	Memphis (1/11)	N1	W	70-67
N 30	Indiana (1/17)	*A	W	75-67
D 4	Virginia Tech (1/-)	H	W	77-75
D 7	Penn (1/-)	H	W	72-59
D 10	Texas (1/2)	N2	W	97-66
D 18	Valparaiso (1/-)	H	W	104-77
D 21	St. John's (1/-)	H	W	70-57
D 31	UNC Greensboro (1/-)	N3	W	102-69
J 2	Bucknell (1/-)	H	W	84-50
J 8	Wake Forest (1/23)	A	W	82-64
J 11	Maryland (1/23)	H	W	76-52
J 14	Clemson (1/-)	A	W	87-77
J 18	N.C. State (1/14)	H	W	81-68
J 21	Georgetown (1/-)	A	L	84-87
J 26	Virginia Tech (2/-)	A	W	80-67
J 28	Virginia (2/-)	H	W	82-63
F 1	Boston College (2/15)	A	W	83-81

F 4	Florida State (2/-) •	H	W	97-96
F 7	North Carolina (2/23)	A	W	87-83
F 11	Maryland (2/-)	A	W	96-88
F 14	Wake Forest (2/-)	H	W	93-70
F 19	Miami (2/-)	H	W	92-71
F 22	Georgia Tech (1/-)	A	W	73-66
F 25	Temple (1/-)	A	W	74-66
M 1	Florida State (1/-)	A	L	74-79
M 4	North Carolina (1/13)	H	L	76-83
M 10	Miami (3/-)	N4	W	80-76
M 11	Wake Forest (3/-)	N4	W	78-66
M 12	Boston College (3/11)	N4	W	78



MEDIA GUIDE

J 31	N.C. State (3/-)	H	W	92-72
F 2	Miami (3/-)	H	W	88-73
F 6	North Carolina (2/3)	A	W	89-78
F 9	Boston College (2/-)	H	W	90-80
F 13	Maryland (2/-)	H	W	77-65
F 17	Wake Forest (2/-)	A	L	73-86
F 20	Miami (5/-)	A	L	95-96
F 23	St. John's (5/-)	H	W	86-56
F 27	Georgia Tech (7/-)	H	W	71-58
M 1	N.C. State (7/-)	A	W	87-86
M 5	Virginia (6/-)	A	W	86-70
M 8	North Carolina (6/1)	H	L	68-76
M 14	Georgia Tech (7/-)	N3	W	82-70
M 15	Clemson (6/-)	N3	L	74-78
M 20	Belmont (9/-)	N4	W	71-70
M 22	West Virginia (9/-)	N4	L	67-73
N1 - Maui Invitational, Lahaina, Maui, Hawai'i				
*H - ACC/Big Ten Challenge				
N2 - Madison Square Garden, New York, N.Y.				
N3 - ACC Tournament, Charlotte, N.C.				
N4 - NCAA Tournament, Washington, D.C.				

<b>2008-09</b>				
Record: 30-7      ACC: 11-5 (T2nd)				
Head Coach: Mike Krzyzewski				
► ACC Champions				
► NCAA Sweet 16				
N 10	Presbyterian (8/-)	*H	W	80-49
N 11	Georgia Southern (8/-)	*H	W	97-54
N 16	Rhode Island (8/-)	H	W	82-79
N 20	Southern Illinois (10/-)	N1	W	83-58
N 21	Michigan (10/-)	N1	W	71-56
N 23	Montana (10/-)	H	W	78-58
N 28	Duquesne (7/-)	H	W	95-72
D 2	Purdue (4/9)	*A	W	76-60
D 6	Michigan (4/-)	A	L	73-81
D 17	UNC Asheville (6/-)	H	W	99-56
D 20	Xavier (6/7)	N2	W	82-64
D 31	Loyola, Md. (5/-)	H	W	92-51
J 4	Virginia Tech (5/-)	H	W	69-44
J 7	Davidson (2/-)	H	W	79-67
J 10	Florida State (2/-)	A	W	66-58
J 14	Georgia Tech (3/-)	A	W	70-56
J 17	Georgetown (3/13)	H	W	76-67
J 20	N.C. State (2/-)	H	W	73-56
J 24	Maryland (2/-)	H	W	85-44
J 28	Wake Forest (1/6)	A	L	68-70
F 1	Virginia (1/-)	H	W	79-54
F 4	Clemson (4/10)	A	L	47-74
F 7	Miami (4/-)*	H	W	78-75
F 11	North Carolina (6/3)	H	L	87-101
F 15	Boston College (6/-)	A	L	74-80
F 19	St. John's (9/-)	A	W	76-69
F 22	Wake Forest (9/8)	H	W	101-91
F 25	Maryland (7/-)	A	W	78-67
F 28	Virginia Tech (7/-)	A	W	72-65
M 3	Florida State (7/24)	H	W	84-81
M 8	North Carolina (7/2)	A	L	71-79
M 13	Boston College (9/-)	N3	W	66-65
M 14	Maryland (9/-)	N3	W	67-61
M 15	Florida State (9/-)	N3	W	79-69
M 19	Binghamton (6/-)	N4	W	86-62
M 21	Texas (6/-)	N4	W	74-69
M 26	Villanova (6/11)	N5	L	54-77

\*H - 2K Sports Classic, Durham, N.C.  
N1 - 2K Sports Classic, New York, N.Y.  
\*A - ACC/Big Ten Challenge  
N2 - Izod Center, East Rutherford, N.J.  
N3 - ACC Tournament, Atlanta, Ga.  
N4 - NCAA Tournament, Greensboro, N.C.  
N5 - NCAA Tournament, Boston, Mass.

2009-10

Record: 35-5      ACC: 13-3 (T1st)				
Head Coach: Mike Krzyzewski				
► ACC Champions				
► NCAA Champions				
N 13	UNC Greensboro (9/-)	H	W	96-62
N 16	Coastal Carolina (9/-)	*H	W	74-49
N 17	Charlotte (9/-)	*H	W	101-59
N 21	Radford (9/-)	H	W	104-67
N 25	Arizona State (7/-)	N1	W	64-53
N 27	Connecticut (7/13)	N1	W	68-59
D 2	Wisconsin (6/-)	*A	L	69-73
D 5	St. John's (6/-)	H	W	80-71
D 15	Gardner-Webb (7/-)	H	W	113-68
D 19	Gonzaga (7/15)	N2	W	76-41
D 29	Long Beach State (7/-)	H	W	84-63
D 31	Pennsylvania (7/-)	H	W	114-55
J 3	Clemson (7/21)	H	W	74-53
J 6	Iowa State (5/-)	N3	W	86-65
J 9	Georgia Tech (5/20)	A	L	67-71
J 13	Boston College (8/-)	H	W	79-59
J 17	Wake Forest (8/-)	H	W	80-70
J 20	N.C. State (7/-)	A	L	74-88
J 23	Clemson (7/17)	A	W	60-47
J 27	Florida State (8/-)	H	W	70-56
J 30	Georgetown (8/7)	A	L	77-89
F 4	Georgia Tech (10/21)	H	W	86-67
F 6	Boston College (10/-)	A	W	66-63
F 10	North Carolina (8/-)	A	W	64-54
F 13	Maryland (8/-)	H	W	77-56
F 17	Miami (6/-)	A	W	81-74
F 21	Virginia Tech (6/-)	H	W	67-55
F 25	Tulsa (5/-)	H	W	70-52
F 28	Virginia (5/-)	A	W	67-49
M 3	Maryland (4/22)	A	L	72-79
M 6	North Carolina (4/-)	H	W	82-50
M 12	Virginia (4/-)	N4	W	57-46
M 13	Miami (4/-)	N4	W	77-74
M 14	Georgia Tech (4/-)	N4	W	65-61
M 19	Arkansas-Pine Bluff (3/-) N5	W	73-44	
M 21	California (3/-)	N5	W	68-53
M 26	Purdue (3/10)	N6	W	70-57
M 28	Baylor (3/19)	N6	W	78-71
A 3	West Virginia (3/6)	N7	W	78-57
A 5	Butler (3/11)	N7	W	61-59

\*H - NIT Season Tip-Off, Durham, N.C.  
N1 - NIT Season Tip-Off, New York, N.Y.  
\*A - ACC/Big Ten Challenge  
N2 - Madison Square Garden, New York, N.Y.  
N3 - United Center, Chicago, Ill.  
N4 - ACC Tournament, Greensboro, N.C.  
N5 - NCAA Tournament, Jacksonville, Fla.  
N6 - NCAA Tournament, Houston, Texas  
N7 - NCAA Final Four, Indianapolis, Ind.

2010-11

2012-13 DUKE MEN'S BASKETBALL

Record: 32-5      ACC: 13-3 (2nd)				
Head Coach: Mike Krzyzewski				
► ACC Champions				
► NCAA Sweet 16				
N 14	Princeton (1/-)	*H	W	97-60
N 16	Miami (Ohio) (1/-)	*H	W	79-45
N 19	Colgate (1/-)	H	W	110-58
N 22	Marquette (1/-)	N1	W	104-67
N 23	Kansas State (1/4)	N1	W	82-68
N 27	Oregon (1/-)	N2	W	98-71
D 1	Michigan State (1/6)	*H	W	84-79
D 4	Butler (1/-)	N3	W	82-70
D 8	Bradley (1/-)	H	W	83-48
D 11	Saint Louis (1/-)	H	W	84-47
D 20	Elon (1/-)	H	W	98-72
D 29	UNC Greensboro (1/-)	A	W	108-62
J 2	Miami (1/-)	H	W	74-63
J 5	UAB (1/-)	H	W	85-64
J 9	Maryland (1/-)	H	W	71-64
J 12	Florida State (1/-)	A	L	61-66
J 15	Virginia (1/-)	H	W	76-60
J 19	N.C. State (4/-)	A	W	92-78
J 22	Wake Forest (4/-)	A	W	83-59
J 27	Boston College (3/-)	H	W	84-68
J 30	St. John's (3/-)	A	L	78-93
F 2	Maryland (5/-)	A	W	80-62
F 5	N.C. State (5/-)	H	W	76-52
F 9	North Carolina (5/20)	H	W	79-73
F 13	Miami (5/-)	A	W	81-71
F 16	Virginia (5/-)	A	W	56-41
F 20	Georgia Tech (5/-)	H	W	79-57
F 23	Temple (1/24)	H	W	78-61
F 26	Virginia Tech (1/-)	A	L	60-64
M 2	Clemson (4/-)	H	W	70-59
M 5	North Carolina (4/13)	A	L	67-81
M 11	Maryland (5/-)	N4	W	87-71
M 12	Virginia Tech (5/-)	N4	W	77-63
M 13	North Carolina (5/6)	N4	W	75-58
M 18	Hampton (3/-)	N5	W	87-45
M 20	Michigan (3/-)	N5	W	73-71
M 24	Arizona (3/17)	N6	L	77-93

\*H - O'Reilly Auto Parts CBE Classic, Durham, N.C.  
N1 - O'Reilly Auto Parts CBE Classic, Kansas City, K.C.  
N2 - Rose Garden, Portland, Ore.  
\*H - ACC/Big Ten Challenge  
N3 - IZOD Center, East Rutherford, N.J.  
N4 - ACC Tournament, Greensboro, N.C.  
N5 - NCAA Tournament, Charlotte, N.C.  
N6 - NCAA Tournament, Anaheim, Calif.

2011-12

Record: 27-7      ACC: 13-3 (2nd)				
Head Coach: Mike Krzyzewski				
N 11	Belmont (6/-)	*H	W	77-76
N 12	Presbyterian (6/-)	H	W	96-55
N 15	Michigan State (6/-)	N1	W	74-69
N 18	Davidson (6/-)	H	W	82-69
N 21	Tennessee (6/-)	N2	W	77-67
N 22	Michigan (6/15)	N2	W	82-75
N 23	Kansas (6/14)	N2	W	68-61
N 29	Ohio State (3/2)	*A	L	63-85
D 7	Colorado State (7/-)	H	W	87-64
D 10	Washington (7/-)	N3	W	86-80
D 19	UNC Greensboro (7/-)	H	W	90-63
D 30	Western Michigan (7/-)	H	W	110-70
J 1	Pennsylvania (7/-)	H	W	85-55
J 4	Temple (5/-)	A	L	73-78
J 7	Georgia Tech (5/-)	A	W	81-74
J 12	Virginia (8/16)	H	W	61-58
J 15	Clemson (8/-)	A	W	73-66
J 19	Wake Forest (4/-)	H	W	91-73
J 21	Florida State (4/-)	H	L	73-76
J 25	Maryland (8/-)	A	W	74-61
J 28	St. John's (8/-)	H	W	83-76
F 2	Virginia Tech (7/-)	A	W	75-60
F 5	Miami (7/-)*	H	L	74-78
F 8	North Carolina (10/5)	A	W	85-84
F 11	Maryland (10/-)	H	W	73-55
F 16	N.C. State (5/-)	H	W	78-73
F 19	Boston College (5/-)	A	W	75-50
F 23	Florida State (5/15)	A	W	74-66
F 25	Virginia Tech (5/-)*	H	W	70-65
F 28	Wake Forest (4/-)	A	W	79-71
M 3	North Carolina (4/6)	H	L	70-88
M 9	Virginia Tech (6/-)	N4	W	60-56
M 10	Florida State (6/17)	N4	L	59-62
M 16	Lehigh (8/-)	N5	L	70-75

\*H - EA SPORTS Maui Invitational, Durham, N.C.  
N1 - State Farm Champions Classic, Madison Square Garden, New York, N.Y.  
N2 - EA SPORTS Maui Invitational, Lahaina, Hawaii  
\*A - ACC/Big Ten Challenge  
N3 - Madison Square Garden, New York, N.Y.  
N4 - ACC Tournament, Atlanta, Ga.  
N5 - NCAA Tournament, Greensboro, N.C.

• Denotes number of overtime periods

Series Results

- ▲ ACC Tournament game
- NIT Tournament game
- NCAA Tournament game

Air Force

Duke leads 1-0			
11/20/06	N	W	71-56

Alabama

Duke leads 7-3			
2/18/22	A	L	16-28
1924	A	L	25-45
1929	N	W	38-32
3/4/30	N	L	24-31
12/14/56	N	W	89-78
12/18/59	N	W	78-60
12/9/67	A	W	86-80
12/2/68	H	W	86-48
● 3/16/81	H	W	75-70
12/13/86	N	W	76-67

Alabama-Birmingham

Duke leads 3-0			
12/28/84	N	W	76-62
11/24/85	N	W	66-54
1/5/11	H	W	85-64

Alabama State

Duke leads 1-0			
■ 3/18/04	N	W	96-61

Albany

Duke leads 1-0			
12/17/07	H	W	111-70

Appalachian State

Duke leads 7-1			
12/10/73	H	W	83-53
12/5/81	H	L	70-75
11/29/82	H	W	73-57
1/11/84	H	W	73-60
12/5/84	H	W	98-64
12/28/85	H	W	88-46
12/29/86	H	W	80-50
11/28/88	H	W	110-74

Arizona

Series tied 4-4			
12/16/61	N	W	78-47
12/30/87	N	L	85-91
2/26/89	N	L	75-77
2/25/90	H	W	78-76
2/24/91 (2OT)	A	L	96-103
11/26/97	N	W	95-87
■ 4/2/01	N	W	82-72
■ 3/24/11	N	L	77-93

Arizona State

Duke leads 1-0			
11/25/09	N	W	64-53

Arkansas

Duke trails 1-2			
■ 3/31/90	N	W	97-83
11/21/90	N	L	88-98
■ 4/4/94	N	L	72-76

Arkansas-Pine Bluff

Duke leads 1-0			
■ 3/19/10	N	W	73-44

Army

Duke leads 9-3			
1/13/32	A	L	23-25
1/10/34	A	W	27-25
1/9/35	A	W	34-16
1/15/36	A	W	31-29
2/3/37	A	W	31-28
2/5/38	A	L	20-40
2/4/39	A	L	27-37
12/22/96	H	W	100-38
11/16/97	A	W	78-45
11/20/99	H	W	100-42
11/25/00	H	W	91-48
11/23/02	H	W	101-53

Auburn

Duke leads 3-0			
12/30/63	N	W	84-67
12/26/75	N	W	85-74
12/30/81	H	W	72-71

Ball State

Duke leads 1-0			
11/21/01	N	W	83-71

Baylor

Duke leads 1-0			
■ 3/28/10	N	W	78-71

Belmont

Duke leads 2-0			
■ 3/20/08	N	W	71-70
11/11/11	H	W	77-76

Binghamton

Duke leads 1-0			
■ 3/19/09	N	W	86-62

Boston College

Duke leads 14-2			
12/21/79 (OT)	N	W	70-64
■ 3/17/85	N	L	73-74
11/16/90	H	W	100-76
1/16/01	H	W	97-75
1/24/02	A	W	88-78
2/1/06	A	W	83-81
▲ 3/12/06	N	W	78-76
1/28/07	H	W	75-61
2/14/07	A	W	78-70
2/9/08	H	W	90-80
2/15/09	A	L	74-80
▲ 3/13/09	N	W	66-65
1/13/10	H	W	79-59
2/6/10	A	W	66-63
1/27/11	H	W	84-68
2/19/12	A	W	75-50

At Cameron Indoor: Duke leads 6-0

At Conte Forum: Duke leads 5-1

In ACC Tournament: Duke leads 2-0

Longest Duke win streak: 8 (11/16/90-2/9/08)

Longest BC win streak: 1, (3/17/85 & 2/15/09)

Biggest Duke win: 100-76 (11/16/90)

Biggest Duke loss: 74-80 (2/15/09)

Duke under Mike Krzyzewski: 13-2

Boston University

Duke leads 6-0			
■ 3/17/88	N	W	85-69
1/2/91	H	W	109-55
1/21/92	A	W	95-85
12/30/92	H	W	106-72
12/29/94	N	W	71-54
11/14/05	H	W	64-47

Bradley

Duke leads 2-1			
12/23/50	A	L	58-93
12/8/51	H	W	87-69
12/8/10	H	W	83-48

Brigham Young

Series tied 1-1			
12/29/52	N	L	68-69
12/23/92	N	W	89-66

Brown

Duke leads 3-1			
2/6/39	A	L	33-41
12/19/80	H	W	91-60
1/10/94	H	W	89-71
11/25/94	H	W	80-38

Bucknell

Duke leads 3-0			
1/4/60	H	W	72-36
1/9/84	H	W	84-67
1/2/06	H	W	84-50

Butler

Duke leads 3-0			
1/30/03	H	W	80-60
■ 4/5/10	N	W	61-59
12/4/10	N	W	82-70

BYU-Hawaii

Duke leads 1-0			
11/28/86	N	W	85-68

California

Duke trails 1-2			
12/4/82	A	L	71-76
■ 3/20/93	N	L	77-82
■ 3/21/10	N	W	68-53

Campbell

Duke leads 2-0			
■ 3/19/92	N	W	82-56
1/13/97	H	W	84-59

Canisius

Duke leads 4-1			
1/1/51	A	L	57-69
1/19/72	H	W	86-58
11/29/89	H	W	102-66
12/7/91	A	W	96-60
12/1/92	H	W	110-62

Carson-Newman

Duke leads 1-0			
1915		W	70-4

Catholic

Series tied 4-4			
1913	A	L	27-55
1917		L	24-26
12/19/31	A	W	41-29
12/14/33	A	L	31-33
1/18/35	H	L	25-31
12/18/35	A	W	39-36
1937	H	W	52-31
12/20/40	A	W	48-33

Central Michigan

Duke leads 1-0			
■ 3/22/03	N	W	86-60

Chaminade

Duke leads 1-0			
11/24/97	A	W	106-70

Charlotte

Duke leads 3-0			
12/1/90	H	W	111-94
1/18/92	H	W	104-82
11/17/09	H	W	101-59

Chicago

Duke leads 1-0			
12/13/77	H	W	99-61

Cincinnati

Duke leads 2-1			
12/29/79 (OT)	H	W	87-75
12/29/89	N	W	95-83
11/28/98	N	L	75-77

Clemson

Duke leads 104-29			
1/14/26	H	W	46-12
2/27/31	N	W	31-27
1/4/34	H	W	36-23
12/17/36	A	W	33-25
3/5/38	N	W	40-30
1/10/39	H	W	39-33
2/13/39	A	L	36-38
1/19/40	H	W	54-49
2/12/40 (OT)	H	W	39-37
1/18/41	H	W	45-42
1/19/46	A	W	42-29
2/14/46	H	W	61-33
1/16/48	H	W	80-47
2/17/48	A	L	57-63
12/3/54	H	W	115-54
1/11/55	A	W	75-66
12/2/55	H	W	97-63
1/11/56	A	W	109-80
12/4/56	A	W	84-78
1/12/57	H	W	80-70
12/6/57	H	W	79-66
2/4/58	N	W	73-57
12/5/58	A	L	55-56
1/13/59	H	W	45-41
12/5/59	H	W	68-59
1/12/60	A	W	50-41
12/15/60	A	W	75-58
1/28/61	H	W	79-59
12/11/61	H	W	89-66
1/11/62	A	W	104-96
▲ 3/2/62	N	L	72-77
12/13/62	A	W	92-67
1/12/63	H	W	78-67
12/14/63	H	W	75-52
1/8/64	A	W	81-75
12/16/64	A	W	80-79
1/12/65	H	W	106-81

12/4/65	H	W	83-68
1/11/66	A	W	87-85
1/10/67	H	W	85-61
2/14/67	A	L	68-73
1/9/68	H	W	101-79
2/20/68	A	W	82-70
▲ 3/7/68	N	W	43-40
12/28/68	H	W	96-70
2/5/69	A	W	85-76
2/4/70	A	W	92-88
2/9/70	H	W	91-75
1/16/71	A	W	82-56
3/2/71	H	W	70-60
1/15/72	H	W	71-69
3/1/72	A	L	40-59
1/13/73	H	W	75-73
2/28/73	A	L	50-75
1/16/74	H	W	63-50
2/27/74	A	L	68-74
1/15/75	H	W	75-72
2/15/75	A	L	66-100
▲ 3/6/75	N	L	76-78
1/14/76 (OT)	A	L	96-102
2/25/76	H	L	89-90
1/12/77 (OT)	H	L	73-80
2/23/77	A	L	63-67
▲ 3/3/77	N	L	74-82
1/11/78	A	W	107-85
2/22/78	H	W	78-62
▲ 3/1/78	N	W	83-72
1/10/79	H	W	73-54
2/21/79	A	L	49-70
1/9/80 (OT)	A	L	82-87
2/20/80 (OT)	H	W	87-82
1/24/81	H	W	75-57
2/25/81 (OT)	A	L	52-54
12/3/82	A	W	50-44
2/24/82 (3OT)	H	W	73-72
1/29/83	H	W	99-96
3/2/83	A	L	86-93
1/28/84	A	W	67-65
2/29/84	H	L	76-77
1/26/85	A	W	100-83
2/27/85	H	W	90-73
1/29/86	H	W	89-78
2/26/86	A	W	77-69
1/24/87 (OT)	A	W	105-103
2/28/87	H	W	65-59
2/1/88	H	W	101-63
3/2/88	A	L	77-79
1/29/89	H	W	92-62
3/1/89	A	L	74-79
1/31/90	H	W	94-80
2/28/90	A	L	93-97
1/26/91	A	W	99-70
2/27/91	H	W	79-62
1/27/92	H	W	112-73
3/4/92	A	W	98-97
1/6/93	H	W	110-67
2/8/93	A	W	93-84
1/5/94	A	W	71-65
2/5/94	H	W	78-74
▲ 3/11/94	N	W	77-64
1/4/95	H	L	70-75
2/4/95	A	L	44-51
1/3/96	A	L	48-51
2/3/96	H	W	83-53
1/7/97 (OT)	A	L	82-86
2/18/97	H	W	84-77
1/17/98	H	W	81-80
2/18/98	A	W	70-66
▲ 3/7/98	N	W	66-64
1/20/99	A	W	82-60
2/20/99	H	W	92-65
1/29/00	H	W	93-59
3/1/00	A	W	92-78
▲ 3/9/00	N	W	94-63
1/7/01	H	W	115-74
2/7/01	A	W	81-64
12/2/01	H	W	96-80
2/2/02	A	W	98-88
1/5/03	A	W	89-71
2/9/03	H	W	65-55
1/3/04	A	W	73-54
2/8/04	H	W	81-55
1/2/05	H	W	62-54
1/4/06	A	W	87-77
1/25/07	H	W	68-66
2/22/07	A	W	71-66
1/19/08	H	W	93-80
▲ 3/15/08	N	L	74-78
2/4/09	A	L	47-74

MEDIA GUIDE

2/12/35	H	W	35-34
1/8/36	A	W	46-24
2/13/36	H	W	36-33
1/6/37	A	W	40-34
2/2/37	H	W	32-27
1/5/38	A	L	22-40
2/8/38	H	W	52-28
1/5/39	A	L	39-41
2/8/39	H	L	40-42
1/4/40	A	W	51-28
2/6/40	H	W	47-30
1/6/41	N	W	57-33
1/7/42	A	W	75-40
2/4/42	H	W	73-37
1/7/43	A	W	60-50
12/14/45	H	W	50-23
1/5/46	A	W	55-27
1/7/47	A	W	55-48
2/7/47	H	W	61-47
1/6/48	A	L	42-44
3/5/48	N	W	53-37
12/17/49	A	W	58-41
1/29/49	H	W	57-51
12/15/49	A	W	66-49
1/27/50	H	W	69-59
1/29/51	H	W	90-68
2/12/51	A	W	94-73
12/18/51	H	W	88-49
2/26/52	A	W	58-50
12/16/52	H	W	94-65
2/23/53	A	W	99-72
12/15/53	H	W	78-37
12/14/54	A	W	107-75
12/5/61	H	W	117-72
12/1/62	H	W	76-68
12/18/62	A	L	69-72
2/15/64	H	W	82-75
1/3/68	H	W	89-84
2/19/69 <i>(OT)</i>	A	L	80-88
2/18/70 <i>(OT)</i>	A	W	79-76
2/16/71	N	W	64-55
2/16/72	A	L	72-74
1/17/73	A	W	78-75
1/30/74	H	W	89-72
1/29/75	A	W	113-76
1/27/76	H	W	94-79
1/5/77	A	W	102-51
2/11/78	H	W	104-88
1/2/79	A	W	77-59
12/29/81	H	L	73-75
12/14/82	H	W	63-60
12/3/83	A	W	90-63
12/17/84	H	W	82-65
12/18/85	A	W	69-52
12/8/86	H	W	95-65
12/9/87	A	W	105-71
1/5/89	H	W	101-53
12/21/89	A	W	89-44
2/13/91	H	W	74-39
12/11/96	H	W	85-58
11/20/97	H	W	100-65
11/17/98	N	W	94-61
12/21/99	H	W	109-65
12/5/00	H	W	102-60
1/2/02	N	W	106-71
11/25/02	H	W	95-80
12/29/03	H	W	88-54
11/22/04	N	W	74-61
11/19/05	H	W	84-55
11/25/06	H	W	75-47
12/1/07	A	W	79-73
1/7/09	H	W	79-67
11/18/11	H	W	82-69

<b>Dayton</b>			
<b>Duke leads 5-1</b>			
12/30/59	N	L	63-71
12/19/69	N	W	72-67
12/22/70	A	W	70-64
● 3/20/71	N	W	68-60
12/23/71	H	W	68-66
12/29/02	H	W	85-74

<b>Delaware</b>			
<b>Duke leads 1-0</b>			
12/19/95	H	W	79-73

<b>Delaware State</b>			
<b>Duke leads 1-0</b>			
■ 3/18/05	N	W	57-46

<b>DePaul</b>			
<b>Duke leads 4-0</b>			
■ 3/21/86	N	W	74-67
12/21/92	N	W	89-73
2/24/99	A	W	96-64
12/4/99 <i>(OT)</i>	H	W	84-83

<b>Detroit</b>			
<b>Duke leads 2-0</b>			
12/20/80	H	W	111-71
11/22/03	H	W	67-56

<b>Drake</b>			
<b>Duke leads 1-0</b>			
12/28/89	N	W	101-77

<b>Drexel</b>			
<b>Duke leads 1-0</b>			
11/23/05	N	W	78-68

<b>Duquesne</b>			
<b>Duke leads 5-1</b>			
2/10/43	H	W	55-41
12/15/61	N	L	61-66
12/10/75	H	W	80-73
1/31/77	A	W	76-49
12/28/77	N	W	74-65
11/28/09	H	W	95-72

<b>East Carolina</b>			
<b>Duke leads 20-0</b>			
12/15/69	H	W	80-65
12/11/71	H	W	71-62
12/12/72	H	W	108-74
12/1/73	H	W	82-69
12/4/74	H	W	79-73
12/10/75	H	W	93-74
12/29/76	N	W	88-65
1/28/78	H	W	105-82
12/8/79	H	W	92-73
12/22/81	H	W	70-57
11/27/82	H	W	70-65
12/10/83	H	W	80-64
1/9/85	H	W	87-63
12/2/85	H	W	98-66
12/3/86	H	W	103-65
11/30/87	H	W	94-45
11/30/88	H	W	95-46
2/14/90	H	W	84-51
11/26/90	H	W	125-82
11/25/91	H	W	103-75

<b>East Tennessee State</b>			
<b>Duke trails 0-1</b>			
12/14/68	H	L	63-71

<b>Eastern Kentucky</b>			
<b>Duke leads 1-0</b>			
11/25/07	H	W	78-43

<b>Eastern Michigan</b>			
<b>Duke trails 0-1</b>			
■ 3/14/96	N	L	60-75

<b>Elon</b>			
<b>Duke leads 14-5</b>			
12/13/11		W	47-12
1913	H	W	46-12
1913	H	W	30-15
12/15/13	A	L	23-25
1915	L	L	16-17
1915	L	L	16-18
1/20/16	H	W	37-22
2/19/16	A	L	19-23
1917		W	33-21
1917		W	33-29
1918		W	22-11
1918		W	40-27
2/14/19	A	W	12-5
1920		W	
2/6/22	A	L	29-30
1924		W	33-24
1924		W	34-19
1/2/36	H	W	58-42
12/20/10	H	W	98-72

<b>Emory &amp; Henry</b>			
<b>Duke leads 2-0</b>			
1913	H	W	36-15
1918		W	75-27

<b>Fairfield</b>			
<b>Duke leads 3-0</b>			
11/14/98	H	W	98-66
1/2/03	H	W	86-58
1/6/04	H	W	99-58

<b>Florida</b>			
<b>Duke leads 12-4</b>			
2/8/21	H	W	49-21
2/20/22 <i>(OT)</i>	A	L	30-33
2/27/32	N	W	33-22
12/18/34	A	W	55-27
12/19/34	A	L	21-40
2/14/36	H	W	42-31
12/16/37	A	W	33-25
12/17/37	A	W	37-33
12/17/46	N	W	44-37
12/21/60	N	W	83-64
12/1/61	H	W	80-58
12/27/73	N	L	60-77
12/29/87	N	W	93-70
■ 4/2/94	N	W	70-65
12/9/98	H	W	116-86
■ 3/24/00	N	L	78-87

<b>Florida A&amp;M</b>			
<b>Duke leads 1-0</b>			
■ 3/12/99	N	W	99-58

<b>Florida State</b>			
<b>Duke leads 31-9</b>			
1/3/55	H	W	97-75
1/6/92	H	W	86-70
1/30/92	A	W	75-62
1/24/93 <i>(OT)</i>	A	L	88-89
2/24/93	H	W	98-75
1/22/94	H	W	106-79
2/23/94	A	W	84-72
1/21/95	A	L	75-78
2/22/95	H	W	72-67
1/20/96	H	W	85-65
2/22/96	A	W	93-87
12/5/96 <i>(OT)</i>	H	W	72-66
2/15/97	A	W	89-79
1/10/98	A	W	75-63
2/10/98	H	W	86-72
1/16/99	H	W	98-73
2/17/99	A	W	85-59
1/16/00	A	W	85-54
2/16/00	H	W	101-68
1/4/01	A	W	99-72
2/4/01	H	W	100-58
1/6/02	A	L	76-77
2/7/02	H	W	80-49
2/2/03	A	L	70-75
3/6/03	H	W	72-56
1/29/04	H	W	56-49
2/29/04	A	W	70-65
1/22/05	A	W	88-56
2/4/06 <i>(OT)</i>	H	W	97-96
3/1/06	A	L	74-79
2/4/07	H	L	67-68
1/16/08	A	W	70-57
1/10/09	A	W	66-58
3/3/09	H	W	84-81
▲ 3/15/09	N	W	79-69
1/27/10	H	W	70-56
1/12/11	A	L	61-66
1/21/12	H	L	73-76
2/23/12	A	W	74-66
▲ 3/10/12	N	L	59-62

*At Cameron Indoor: Duke leads 17-2*  
*At Leon Co. Civic Center: Duke leads 13-6*  
*In ACC Tournament: Series tied 1-1*  
*Longest Duke win streak: 13 (2/22/95-2/4/01)*  
*Longest FSU win streak: 2 (three times)*  
*Biggest Duke win: 100-58 (2/4/01)*  
*Biggest Duke loss: 70-75 (2/2/03); 74-79 (3/1/06); 61-66 (1/21/11)*  
*Duke under Mike Krzyzewski: 29-8*

<b>Fresno State</b>			
<b>Duke leads 1-0</b>			
11/27/98	N	W	93-82

<b>Furman</b>			
<b>Duke leads 6-1</b>			
1910		W	85-5
1924		W	32-29
1926		W	28-18
1/6/33	H	W	31-28
12/11/52	N	L	72-73
12/2/53	H	W	110-76
12/14/65	H	W	102-67

<b>Gardner-Webb</b>			
<b>Duke leads 1-0</b>			
12/15/09	H	W	113-68

<b>George Mason</b>			
<b>Duke leads 3-0</b>			
1/19/81	H	W	60-51
1/3/83	H	W	90-79
12/9/06	H	W	69-53

<b>George Washington</b>			
<b>Duke leads 14-13</b>			
1926		L	32-42
12/17/32	A	W	35-34
12/21/40	A	L	38-48
1/16/41	H	L	44-37
1/10/42	H	W	38-37
2/21/42	A	L	53-55
1/11/43	H	L	53-66
2/19/43	A	W	64-61
3/6/43	N	L	40-56
1/16/47	H	W	52-46
2/22/47	A	L	49-51
1/14/48	H	L	47-48
3/4/48	N	W	54-51
2/9/49	A	L	49-51
2/11/50 <i>(2OT)</i>	A	L	55-62
2/18/50	H	W	55-52
12/22/50	A	W	70-67
2/5/51	H	W	85-70
12/21/51	A	W	98-76
2/2/52	H	W	89-74
12/22/52	A	L	87-113
2/9/53	H	W	83-80
2/6/54	H	L	71-76
1/31/55	A	L	73-92
2/25/56	H	W	90-71
12/6/94	H	W	103-73
■ 3/18/06	N	W	74-61

<b>Georgetown</b>			
<b>Series tied 7-7</b>			
1913		A	L 22-31
1917		W	3

2012-13 DUKE MEN’S BASKETBALL

MEDIA GUIDE

<b>Guilford</b>			
<b>Duke leads 17-3</b>			
1907	W	20-1	
1910	L	8-25	
21/1/12	W	14-12	
2/14/14	A	L	8-35
1914	H	W	24-15
1915	W	43-25	
1915	W	58-36	
2/29/16	H	W	61-28
1918	W	40-32	
1918	W	28-21	
2/6/19	H	W	47-19
2/15/19	A	W	27-18
1920	W		
1920	W		
1921	H	W	
2/9/22	H	W	38-24
1923	W	45-32	
1924	W	30-17	
1/12/25	H	W	34-22
2/1/26	L	30-35	

<b>Hampden-Sydney</b>			
<b>Duke leads 6-0</b>			
12/16/39	A	W	59-28
12/11/44	H	W	50-25
12/12/46	H	W	61-51
12/15/47	H	W	59-45
12/10/48	A	W	58-50
12/6/49	H	W	74-59

<b>Hampton</b>			
<b>Duke leads 1-0</b>			
■ 3/19/11	N	W	87-45

<b>Harvard</b>			
<b>Duke leads 10-0</b>			
12/30/72	H	W	102-76
2/8/84	A	W	89-86
2/4/85	H	W	82-53
1/27/86	H	W	89-52
2/10/87	A	W	98-86
12/21/87	H	W	121-62
2/14/89	A	W	98-59
11/25/89	H	W	130-54
12/19/90	A	W	103-61
11/30/91	H	W	118-65

<b>Hawaii</b>			
<b>Duke leads 1-0</b>			
12/30/89	N	W	87-75

<b>High Point</b>			
<b>Duke leads 3-0</b>			
12/10/35	A	W	50-22
12/13/37	A	W	36-33
12/4/46	A	W	44-29

<b>Holy Cross</b>			
<b>Duke leads 2-0</b>			
1/27/82	N	W	66-60
12/6/06	H	W	57-45

<b>Illinois</b>			
<b>Duke leads 5-2</b>			
11/29/86	N	L	62-69
12/3/94	N	W	70-65
12/2/95	H	L	65-75
11/30/99	N	W	72-69
11/28/00	N	W	78-77
■ 3/26/04	N	W	72-62
11/20/07	N	W	79-66

<b>Illinois-Chicago</b>			
<b>Duke leads 1-0</b>			
12/14/04	H	W	88-55

<b>Indiana</b>			
<b>Duke leads 4-3</b>			
■ 3/20/87	N	L	82-88
■ 4/4/92	N	W	81-78
11/24/95	N	W	70-64
11/27/96	N	L	69-85
■ 3/21/02	N	L	73-74
11/30/05	A	W	75-67
11/28/06	H	W	54-51

<b>Iowa</b>			
<b>Duke leads 7-1</b>			
12/31/68	N	W	85-82
■ 3/16/91	N	W	85-70
■ 3/21/92	N	W	75-62
1/16/93	H	W	65-56

12/22/93	A	W	79-76
12/27/94	N	L	71-81
11/25/95	N	W	88-81
11/27/01	N	W	80-62

<b>Iowa State</b>			
<b>Duke leads 1-0</b>			
1/6/10	N	W	86-65

<b>Johns Hopkins</b>			
<b>Duke leads 3-0</b>			
11/29/75	H	W	103-72
11/30/76	H	W	85-66
11/26/77	H	W	95-49

<b>Kansas</b>			
<b>Duke leads 7-2</b>			
12/1/85	N	W	92-86
■ 3/29/86	N	W	71-67
2/20/88 <i>(OT)</i>	A	W	74-70
■ 4/2/88	N	L	59-66
2/18/89	H	W	102-77
■ 4/1/91	N	W	72-65
■ 3/19/00	N	W	69-64
■ 3/27/03	N	L	65-69
3/23/11	N	W	68-61

<b>Kansas State</b>			
<b>Duke leads 1-0</b>			
11/23/10	N	W	82-68

<b>Kent State</b>			
<b>Duke leads 2-0</b>			
12/28/74	N	W	83-65
12/19/06	H	W	79-72

<b>Kentucky</b>			
<b>Duke trails 8-11</b>			
3/3/30	N	W	37-32
1931	N	L	30-35
2/6/32	A	L	30-37
12/21/53	N	L	69-85
2/1/56	A	L	76-81
12/18/56	H	W	85-84
12/2/57	A	L	74-78
12/8/58	H	L	64-78
12/31/63	N	L	79-81
■ 3/18/66	N	L	79-83
12/20/69	N	L	76-98
■ 3/27/78	N	L	88-94
11/17/79 <i>(OT)</i>	N	W	82-76
■ 3/13/80	A	W	55-54
11/19/88	N	W	80-55
■ 3/28/92 <i>(OT)</i>	N	W	104-103
■ 3/22/98	N	L	84-86
12/22/98	N	W	71-60
12/18/01 <i>(OT)</i>	N	W	95-92

<b>LaSalle</b>			
<b>Duke leads 4-0</b>			
1/21/78	A	W	91-81
12/5/78	H	W	66-42
12/2/81	H	W	61-55
1/8/83	A	W	61-60

<b>Lafayette</b>			
<b>Duke leads 1-0</b>			
1/10/77	H	W	93-77

<b>Lamar</b>			
<b>Duke leads 2-0</b>			
11/21/85	N	W	66-62
■ 3/17/00	N	W	82-55

<b>Lehigh</b>			
<b>Duke leads 4-1</b>			
1/4/41	H	W	66-30
1/9/78	H	W	105-63
12/29/90	H	W	97-67
12/2/96	H	W	103-51
■ 3/16/12	N	L	70-75

<b>Lenoir</b>			
<b>Duke leads 1-0</b>			
1923		W	49-20

<b>Liberty</b>			
<b>Duke leads 1-0</b>			
11/28/03	N	W	76-47

<b>Long Beach State</b>			
<b>Duke leads 2-0</b>			
1/5/79	N	W	79-78
12/29/09	H	W	84-63

<b>Long Island</b>			
<b>Duke trails 0-1</b>			
1/1/44 <i>(OT)</i>	A	L	57-59

<b>Louisiana-Lafayette</b>			
<i>(formerly SW Louisiana St.)</i>			
<b>Duke leads 1-0</b>			
2/11/67	H	W	94-83

<b>Louisiana-Monroe</b>			
<b>Duke leads 1-0</b>			
■ 3/14/91	N	W	102-73

<b>Louisiana State</b>			
<b>Duke leads 5-2</b>			
2/28/30	N	W	43-34
2/13/60 <i>(OT)</i>	H	W	80-74
12/20/74	N	L	95-105
2/10/91	H	W	88-70
2/8/92	A	W	77-67
12/22/92	N	W	96-67
■ 3/23/06	N	L	54-62

<b>Louisville</b>			
<b>Duke leads 4-3</b>			
12/31/58	N	W	57-54
12/8/61	H	W	86-56
12/15/62	A	W	76-75
2/18/79	N	W	88-72
1/2/82	A	L	61-99
1/12/83	H	L	76-91
■ 3/31/86	N	L	69-72

<b>Loyola (Md.) College</b>			
<b>Duke leads 2-0</b>			
1/4/84	H	W	92-68
12/31/09	H	W	92-51

<b>Loyola (Ill.) University</b>			
<b>Series tied 1-1</b>			
1930	H	W	30-27
■ 3/22/63	N	L	75-94

<b>Lynchburg</b>			
<b>Duke leads 2-0</b>			
1926		W	36-31
1926		W	29-27

<b>Marquette</b>			
<b>Duke leads 6-2</b>			
12/30/60	N	W	86-73
1/28/79	H	W	69-64
2/10/80	N	L	77-80
11/14/90	H	W	87-74
■ 3/24/94	N	W	59-49
11/21/06	N	L	62-73
11/21/07	N	W	77-73
11/22/10	N	W	82-77

<b>Maryland</b>			
<b>Duke leads 112-61</b>			
1926		L	20-40
1/9/30	A	W	28-27
2/20/30		W	39-26
1/15/31		L	24-32
2/20/32 <i>(OT)</i>	H	L	18-20
1/12/33	A	L	28-30
1/11/34	A	L	33-37
1/11/35	A	W	48-39
2/1/36	A	L	34-38
3/5/36	N	L	35-47
1/16/37	A	W	34-31
1/30/37	H	W	34-30
1/15/38	A	L	35-40
1/29/38	H	W	44-34
3/5/38	N	W	35-32
1/13/39	A	L	34-37
2/2/39	H	L	44-60
1/9/40	A	L	30-32
1/30/40	H	W	48-27
3/1/40	N	W	44-32
1/11/41	A	W	40-26
2/1/41	H	W	43-17
1/10/42	H	W	37-33
2/25/42	A	W	64-46
2/12/43	A	W	46-43
1/6/45	H	W	51-24
2/22/45	N	W	76-49
1/4/46	H	W	59-25
1/25/46	A	L	38-43
2/21/47	A	W	43-38
1/5/48	H	W	53-42
1/4/50	H	W	58-46
2/10/50	A	L	57-67

2/16/51	A	W	49-40
2/18/52	H	W	56-51
3/6/52	N	W	51-48
3/5/53	N	L	65-74
2/16/54	A	W	68-61
12/7/54	A	L	47-49
12/17/54	H	W	68-61
1/14/56	H	W	76-62
2/7/56	A	W	82-70
▲ 3/1/56	N	W	94-69
1/10/57	A	L	51-62
1/31/57	H	W	72-60
1/8/58	A	L	49-74
2/21/58	H	W	68-59
▲ 3/7/58 (OT)	N	L	65-71
1/7/59	A	L	33-64
1/17/59	H	W	78-69
1/16/60	H	L	48-56
2/18/60	A	L	61-71
1/14/61	H	W	70-62
2/16/61	A	L	71-76
1/13/62	H	W	84-68
2/13/62	A	W	79-53
▲ 3/1/62	N	W	71-58
12/8/62	H	W	92-56
2/19/63	A	W	76-70
2/8/64	A	W	104-72
2/22/64	H	W	84-63
2/1/65	H	W	82-64
2/23/65	A	L	82-85
1/13/66	H	W	76-61
2/19/66	A	W	74-69
1/14/67 (OT)	A	W	72-69
2/18/67	H	W	81-58
1/13/68	A	W	84-52
2/6/68	H	W	85-64
1/11/69	H	W	96-85
2/10/69	A	W	93-83
1/28/70	A	L	50-52
2/21/70	H	W	87-76
2/6/71	H	L	79-88
2/13/71	A	W	70-67
2/5/72	A	L	58-77
2/26/72	H	W	68-59
2/3/73	H	W	85-81
2/24/73	A	L	68-96
2/2/74	A	L	83-104
2/23/74	H	L	61-64
▲ 3/7/74	N	L	66-85
1/8/75	A	L	77-83
2/8/75	H	L	80-104
2/7/76	A	L	91-102
2/21/76	H	W	69-67
▲ 3/4/76 (OT)	N	L	78-80
2/5/77 (OT)	H	L	64-65
2/19/77	A	L	72-85
1/4/78	A	W	88-78
2/18/78	H	W	81-70
▲ 3/2/78	N	W	81-69
2/3/79	H	W	87-78
2/16/79	A	L	68-70
2/2/80	A	L	82-101
2/16/80	H	W	66-61
▲ 3/1/80	N	W	73-72
1/10/81	A	L	79-94
2/7/81	H	W	55-54
▲ 3/5/81	N	L	53-56
1/9/82	H	L	36-40
2/6/82	A	L	60-77
1/15/83	A	W	86-67
2/21/83	H	L	90-101
1/14/84	H	L	75-81
2/11/84	A	W	89-84
▲ 3/11/84	N	L	62-74
1/14/85 (OT)	A	L	76-78
2/9/85	H	W	70-62
▲ 3/8/85	N	W	86-73
1/4/86	A	W	81-75
1/25/86	H	W	80-68
1/14/87	A	W	85-61
2/7/87	H	W	76-67
1/16/88	H	L	69-72
2/13/88	A	W	90-83
1/14/89	A	W	82-72
2/11/89	H	W	86-60
1/13/90	H	W	91-80
2/10/90 (OT)	A	W	114-111
▲ 3/9/90	N	W	104-84
1/12/91	A	W	94-78
2/9/91	H	W	101-81
1/8/92	A	W	83-66
2/20/92	H	W	91-89
▲ 3/13/92	N	W	94-87
1/30/93	A	W	78-62



## MEDIA GUIDE

### Miami (Fla.)

#### Duke leads 15-3

12/21/62	A	L	69-71
2/19/86	H	W	104-82
12/22/86	A	W	74-67
1/6/88	H	W	107-69
12/10/88	A	W	117-102
1/19/05	A	W	92-83
3/3/05	H	W	83-59
2/19/06	H	W	92-71
▲ 3/10/06	N	W	80-76
1/14/07	A	W	85-63
2/2/08	H	W	88-73
2/20/08	A	L	95-96
2/7/09 (OT)	H	W	78-75
2/17/10	A	W	81-74
▲ 3/13/10	N	W	77-74
1/2/11	H	W	74-63
2/13/11	A	W	81-71
2/5/12 (OT)	H	L	74-78

At Cameron Indoor: Duke leads 7-1

At BankUnited Center: Duke leads 4-1

In ACC Tournament: Duke leads 2-0

Longest Duke win streak: 9 (2/19/86-2/2/08)

Longest Miami win streak: 1 (three times)

Biggest Duke win: 107-69 (1/6/88)

Biggest Duke loss: 74-78 (2/5/12)

Duke under Mike Krzyzewski: 15-2

### Miami (Ohio)

#### Duke leads 1-0

11/16/10	H	W	79-45
----------	---	---	-------

### Michigan

#### Duke leads 21-8

12/21/63	A	L	67-83
■ 3/20/64	N	W	91-80
12/5/64	H	L	79-86
12/21/65 (OT)	N	W	100-93
12/3/66	H	W	96-75
12/6/68	A	W	93-72
12/9/68	H	L	80-90
12/10/69	A	W	73-68
12/7/70	H	W	95-74
12/9/89 (OT)	A	L	108-113
12/8/90	H	W	75-68
12/14/91 (OT)	A	W	88-85
■ 4/6/92	N	W	71-51
12/5/92	H	W	79-68
12/11/93	A	W	73-63
12/10/94	H	W	69-59
12/9/95	A	L	84-88
12/8/96	H	L	61-62
12/13/97	A	L	73-81
12/12/98	H	W	108-64
12/11/99	A	W	104-97
12/9/00	H	W	104-61
12/8/01	A	W	104-83
12/7/02	H	W	81-59
12/8/07	H	W	95-67
11/21/09	N	W	71-56
12/6/09	A	L	73-81
■ 3/20/11	N	W	73-71
11/22/11	N	W	82-75

### Michigan State

#### Duke leads 7-2

12/29/58	N	L	57-82
■ 3/20/94	N	W	85-74
12/2/98	N	W	73-67
■ 3/27/99	N	W	68-62
12/3/03	A	W	72-50
11/30/04	H	W	81-74
■ 3/25/05	N	L	68-78
12/1/10	H	W	84-79
11/15/11	N	W	74-69

### Milligan

#### Duke trails 0-1

12/10/43	H	L	40-46
----------	---	---	-------

### Minnesota

#### Series tied 1-1

12/28/54	N	L	73-79
■ 3/24/89	N	W	87-70

### Mississippi State

#### Duke trails 1-2

1/12/37	H	L	29-33
1/3/38	H	L	23-25
■ 3/20/05	N	W	63-55

### Mississippi Valley State

#### Duke leads 1-0

■ 3/13/86	N	W	85-78
-----------	---	---	-------

### Missouri

#### Duke leads 2-0

11/25/97	N	W	82-59
■ 3/17/01	N	W	94-81

### Missouri St.

#### Duke leads 1-0

■ 3/19/99	N	W	78-61
-----------	---	---	-------

### Monmouth

#### Duke leads 2-0

12/28/95	H	W	69-53
■ 3/15/01	N	W	95-52

### Montana

#### Duke leads 1-0

11/23/09	H	W	78-58
----------	---	---	-------

### Murray State

#### Duke leads 1-0

■ 3/14/97	N	W	71-68
-----------	---	---	-------

### Navy

#### Duke leads 29-13

1929		L	38-49
1930	A	W	47-29
1931		W	41-27
1/15/32	A	L	25-36
1/17/33	A	L	22-44
1/13/34	A	W	29-23
3/6/35 (OT)	A	L	38-44
1/9/37	A	W	33-29
1/8/38	A	L	30-43
1/14/39	A	W	44-37
1/10/40	A	W	40-27
2/8/41	H	L	32-34
1/17/42	A	W	41-31
1/14/43	A	W	45-44
2/20/43	A	W	58-48
1/29/44	A	L	42-45
1/27/45	A	L	43-54
1/26/46	A	L	40-51
2/1/47	H	L	48-61
2/4/48	A	L	46-56
2/2/49	A	W	55-42
2/4/50	H	W	68-53
2/17/51	A	L	60-85
2/9/52 (OT)	A	W	70-68
1/31/53	H	W	78-73
12/30/53	N	W	98-83
1/30/54	A	W	82-65
2/12/55	A	W	71-56
2/18/56	H	W	93-70
2/2/57 (OT)	A	L	69-71
2/19/58	A	W	77-63
2/14/59	H	W	64-63
12/19/59	N	W	76-71
2/6/60	A	W	58-48
1/3/61	N	W	78-63
2/18/61	A	W	75-73
2/17/62	H	W	91-72
1/9/63	A	W	85-70
2/1/64	H	W	121-63
12/10/64 (OT)	N	W	93-87
12/30/83	N	W	90-79
■ 3/23/86	N	W	71-50

### New Hampshire

#### Duke leads 1-0

12/29/82	H	W	84-48
----------	---	---	-------

### New Mexico State

#### Duke leads 1-0

11/12/07	H	W	86-61
----------	---	---	-------

### New Orleans

#### Duke leads 1-0

12/28/80	N	W	77-63
----------	---	---	-------

### New York University

#### Series tied 5-5

1/9/47 (2OT)	A	L	61-64
1/8/48	A	L	56-77
2/4/49	H	W	73-44
1/12/50	N	L	64-80
2/3/51	H	L	73-79
1/10/52	N	W	74-72
2/5/53	H	W	89-82
1/4/58	A	W	67-60
■ 3/12/60	N	L	59-74
■ 3/15/63	N	W	81-76

### Newberry

#### Duke leads 1-0

1923		W	40-33
------	--	---	-------

### North Carolina

#### Duke trails 102-132

1/24/20	H	L	25-36
3/1/20	A	W	19-18
1/26/21	H	W	25-22
2/23/21	H	L	12-44
3/5/21	N	L	19-55
2/4/22	A	L	22-38
3/7/22	H	L	23-29
2/3/23	H	L	19-20
2/17/23	A	L	32-35
1/31/24	A	L	20-31
2/19/24	H	L	20-23
1/24/25	H	L	21-25
2/14/25	A	L	18-34
1/23/26	A	L	22-38
2/20/26	H	L	21-44
1/31/27	H	L	33-40
2/22/27	A	L	21-35
2/4/28	A	L	14-27
2/11/28	H	L	23-32
2/2/29	H	W	36-20
2/16/29	A	L	24-27
3/2/29	N	W	34-17
2/1/30	A	W	35-14
2/15/30	H	W	37-36
1/31/31	H	W	30-18
2/14/31	A	W	34-23
1/30/32	A	L	20-37
2/13/32	H	W	24-18
1/31/33	H	W	36-32
2/11/33	A	W	31-24
2/3/34	A	L	21-25
2/16/34	H	L	25-30
3/2/34	N	W	21-18
2/5/35	H	W	33-27
2/16/35	A	L	20-24
2/6/36 (OT)	A	W	36-34
2/21/36	H	L	28-30
2/12/37	A	L	35-41
2/25/37	H	L	32-37
3/4/37	N	L	30-34
2/12/38	A	L	24-34
2/25/38	H	W	39-33
2/10/39	A	L	32-37
2/24/39	H	W	41-38
2/10/40	A	W	50-44
2/22/40	H	L	27-31
3/2/40	N	L	23-39
2/7/41	A	L	33-51
2/20/41	H	W	35-33
2/27/41	N	W	38-37
2/7/42	A	W	52-40
2/27/42 (OT)	H	W	41-40
2/6/43	A	W	51-39
2/26/43	H	W	43-24
1/18/43	H	L	33-37
2/5/44	A	W	41-40
2/10/44	H	L	30-39
2/26/44	N	W	44-27
1/20/45	A	W	50-41
2/14/45	H	L	38-50
2/24/45	N	L	38-49
1/9/46 (OT)	A	W	51-46
2/16/46	H	L	44-54
2/11/47	A	L	28-49
2/28/47	H	L	47-57
2/7/48	A	L	42-48
2/27/48	H	W	56-45
2/5/49	A	L	34-64
2/25/49	H	L	40-64
12/29/49	N	L	52-59
2/17/50	A	L	55-58
2/24/50	H	L	46-64
12/29/50	N	W	71-63
2/2/51	A	L	68-71
2/23/51	H	W	84-72
12/5/51	H	W	77-59
2/1/52	A	W	73-66
2/29/52	H	W	94-64
2/6/53	A	W	95-89
2/27/53	H	W	83-58
2/4/54	H	W	63-47
2/20/54	A	W	67-63
12/29/54	N	L	52-65
2/4/55	A	W	91-68
2/25/55	H	W	96-74
12/30/55	N	L	64-74
2/4/56	H	W	64-59
2/24/56	A	L	65-73

## 2012-13 DUKE MEN'S BASKETBALL

12/28/56	N	L	71-87
2/9/57	A	L	73-75
3/1/57	H	L	72-86
12/27/57	N	L	62-76
2/8/58	A	W	91-75
2/28/58	H	W	59-46
2/6/59	H	L	80-89
2/28/59	A	L	62-72
▲ 3/6/59	N	L	71-74
12/29/59	N	L	53-75
2/13/60	A	L	58-84
2/27/60	H	L	50-75
▲ 3/4/60	N	W	71-69
12/31/60	N	L	71-76
2/4/61	H	W	81-77
2/25/61 (OT)	A	L	66-69
2/3/62	H	W	79-57
2/24/62	A	W	82-74
2/2/63	A	W	77-69
2/23/63	H	W	106-93
1/11/64	H	W	84-64
2/29/64	A	W	104-69
▲ 3/6/64	N	W	65-49
1/9/65	H	L	62-65
2/27/65	A	L	66-71
1/8/66	A	W	88-77
2/26/66	H	W	77-63
▲ 3/4/66	N	W	21-20
1/7/67	H	L	56-59
3/4/67	A	L	79-92
▲ 3/11/67	N	L	73-83
1/6/68	A	L	72-75
3/2/68 (3OT)	H	W	87-86
1/4/69	A	L	70-94
3/1/69	H	W	87-81
▲ 3/8/69	N	L	74-85
1/10/70	A	L	78-86
2/28/70	N	W	91-83
12/19/70	N	L	81-83
1/9/71	A	L	74-79
3/6/71	H	W	92-83
● 3/25/71	N	L	67-73
1/22/72	H	W	76-74
3/4/72	A	L	69-93
▲ 3/10/72	N	L	48-63
12/15/72	N	L	86-91
1/20/73	A	L	71-82
3/3/73	H	L	70-72
1/5/74	N	L	75-84
1/19/74	H	L	71-73
3/2/74 (OT)	A	L	92-96
1/3/75 (OT)	N	W	99-96
2/12/75	A	L	70-78
3/1/75	H	L	70-74
1/3/76	N	L	74-77
1/17/76	H	L	87-89
2/28/76	A	L	71-91
1/15/77	A	L	68-77
2/26/77	H	L	71-84
12/2/77	N	L	66-79
1/14/78	H	W	92-84
2/25/78	A	L	83-87
12/2/78	N	W	78-68
1/13/79	A	L	68-74
2/24/79	H	W	47-40
▲ 3/3/79	N	L	63-71
1/12/79	N	W	86-74
1/12/80	H	L	67-82
2/23/80	A	L	71-96
▲ 2/29/80	N	W	75-61
12/5/80	N	L	76-78
1/17/81	A	L	65-80
2/28/81 (OT)	H	W	66-65
1/16/82	H	L	63-73
2/27/82	A	L	66-84
1/22/83	A	L	82-103
3/5/83	H	L	81-105
1/2/84	H	L	73-78
3/3/84 (2OT)	A	L	83-96
▲ 3/10/84	N	W	77-75
1/19/85	A	W	93-77
3/2/85	H	L	68-78
1/18/86	A	L	92-95
3/2/86	H	W	82-74
1/10/87	H	L	77-85
2/26/87	A	L	71-77
1/21/88	A	W	70-69
3/6/88	H	W	96-81
▲ 3/13/88	N	W	65-61
1/18/89	H	L	71-91
3/5/89	A	W	88-86
▲ 3/12/89	N	L	74-77
1/17/90	A	L	60-79
3/4/90	H	L	75-87

2012-13 DUKE MEN'S BASKETBALL

North Carolina State Duke leads 139-97			
2/9/12	W	31-28	
2/24/12	L	13-26	
1913	A W	22-18	
1913	H W	32-14	
1914	H W	35-21	
1914 (OT)	H W	33-25	
1915	W	46-27	
1915	W	28-17	
2/23/16	H W	31-24	
2/26/16	A L	25-27	
1917	W	32-24	
1917	L	14-16	
1917	W	2-0	
1918	W	35-26	
1918	L	18-28	
1918	L	10-15	
2/4/19	A L	18-28	
2/11/19	H W	22-19	
1920	H W	28-22	
1920	A W	25-24	
1921	H W	33-11	
1921	A W	34-27	
1/21/22	A W	23-19	
3/1/22	H L	23-28	
1923	W	32-27	
1923	W	31-20	
1924	H W	35-23	
1924	W	32-15	
1/17/25	A L	22-29	
1926	L	27-28	
1/30/26	L	24-32	
1927	L	22-36	
1927	L	23-29	
1928	W	32-29	
2/20/28	L	27-37	
1929	L	26-40	
1929	W	32-22	
1929	N L	35-43	
1930	W	35-31	
1930	W	33-26	
1931	L	19-24	
1931	L	23-26	
1/23/32	H W	28-18	
2/16/32	A W	25-21	
1/21/33	A W	36-29	
2/14/33	H L	28-40	
1/17/34	A W	33-29	
2/24/34	H W	41-34	
1/15/35	A L	25-28	
2/23/35	H W	35-28	
1/25/36	A L	33-36	
2/25/36	H L	29-32	
1/22/37	A L	27-30	
2/20/37 (OT)	H W	36-33	
2/2/38	A W	40-28	
2/19/38	H L	45-49	
3/4/38	N W	44-33	
1/31/39	H W	43-37	
2/20/39	A W	29-26	
3/1/39	N L	39-40	
2/1/40	A W	57-27	
2/19/40	H W	46-37	
1/30/41	H L	38-39	
2/17/41	A W	44-37	
1/31/42	H W	40-28	
2/16/42	A W	53-48	
3/7/42	N W	45-34	
1/30/43	H W	60-47	
2/17/43	A W	53-32	
2/1/44	A W	60-36	
2/12/44	H W	53-32	
2/25/44	N W	40-32	
1/30/45	H W	48-38	
2/17/45	A W	47-40	
1/11/46	A W	46-34	
2/2/46	H W	56-33	
2/28/46 (OT)	N W	44-38	
1/18/47	H W	60-53	
2/18/47	A L	57-83	
2/14/48	H L	43-44	
2/18/48	A L	37-70	
3/6/48	N L	50-58	
1/15/49	H L	52-53	
2/11/49	A L	44-47	
1/7/50	H W	58-55	
2/14/50	A L	50-68	
3/4/50	N L	47-67	
1/6/51 (OT)	H L	71-77	
2/10/51	A L	65-75	
3/3/51	N L	63-67	
1/5/52 (OT)	H L	70-72	
2/12/52	A W	71-58	

3/8/52	N L	68-77	
1/10/53	H L	64-82	
2/14/53	A W	84-82	
1/9/54	H W	87-85	
2/9/54	A W	90-89	
▲ 3/5/54	N L	75-79	
1/8/55	H L	91-96	
2/15/55	A L	78-84	
▲ 3/5/55	N L	77-87	
1/7/56	H W	68-58	
2/14/56	A L	81-90	
▲ 3/2/56	N L	79-91	
12/29/56	N L	80-102	
1/5/57	H W	92-85	
2/12/57	A L	72-79	
1/11/58 (2OT)	H W	76-75	
2/11/58	A W	65-48	
1/10/59	H L	60-67	
2/10/59	A L	72-80	
1/9/60	H W	47-34	
2/9/60	A L	53-63	
1/7/61	H W	81-67	
2/7/61	A L	59-61	
1/6/62	H L	60-61	
2/6/62	A L	55-71	
1/5/63	H W	78-52	
2/9/63	A W	56-55	
▲ 3/1/63	N W	82-65	
1/4/64	H W	91-70	
2/5/64	A W	66-48	
▲ 3/5/64	N W	75-44	
2/3/65	A W	84-74	
2/9/65 (OT)	H W	78-67	
▲ 3/6/65	N L	85-91	
1/29/66	H W	84-77	
2/10/66	A W	78-74	
▲ 3/5/66	N W	71-66	
1/28/67	H W	99-60	
2/8/67	A W	69-65	
1/27/68	H W	82-76	
2/28/68	A W	71-61	
▲ 3/8/68	N L	10-12	
1/25/69	H L	74-77	
2/26/69	A L	73-88	
1/24/70	H L	76-77	
2/25/70	A W	71-69	
1/13/71	H L	89-93	
2/24/71	A W	82-78	
▲ 3/1/71	N L	61-68	
12/1/71	N L	62-67	
1/12/72	A L	58-85	
2/23/72 (OT)	H W	74-73	
▲ 3/9/72	N W	73-60	
1/10/73	A L	87-94	
2/21/73	H L	50-74	
2/4/74	H L	78-92	
2/20/74	A L	87-113	
1/27/75	H L	71-95	
2/19/75	A L	78-92	
1/2/76	N L	95-104	
1/24/76	A L	101-106	
2/18/76	H L	95-96	
1/12/76	N W	84-82	
1/22/77	H L	78-79	
2/16/77	A L	74-92	
1/7/78	A L	50-74	
2/15/78	H W	76-64	
12/1/78	N W	65-63	
1/21/79	A W	75-69	
2/14/79	H W	66-48	
▲ 3/2/79	N W	62-59	
1/19/80	H W	67-56	
2/13/80	A L	59-76	
▲ 2/28/80	N W	68-62	
12/6/80	N L	60-74	
1/21/81	A W	56-47	
2/19/81	H L	51-52	
1/20/82	H W	49-48	
2/16/82	A L	56-72	
1/26/83	A L	79-94	
2/23/83	H L	79-96	
1/26/84	H L	76-79	
2/23/84 (OT)	A W	73-70	
1/23/85	A L	71-89	
2/20/85	H L	66-70	
1/11/86	H W	74-64	
2/15/86	A W	72-70	
1/21/87	A L	74-87	
2/19/87	H W	66-50	
▲ 3/6/87 (OT)	N L	64-71	
2/6/88	H L	74-77	
2/24/88	A L	78-89	
▲ 3/12/88	N W	73-71	
1/26/89	A L	73-88	

2/23/89	H W	86-65	
1/24/90 (OT)	H W	85-82	
2/21/90	A L	71-76	
1/23/91	A L	89-95	
2/20/91	H W	72-65	
▲ 3/9/91	N W	93-72	
1/15/92	H W	110-75	
2/16/92	A W	71-63	
1/21/93	H W	92-56	
2/21/93	A W	91-82	
1/20/94	A W	92-65	
2/20/94	H W	85-58	
1/18/95	H L	60-77	
2/18/95	A L	79-84	
▲ 3/9/95	N W	83-70	
1/18/96	A W	71-70	
2/17/96 (OT)	H W	79-76	
1/21/97	A W	70-55	
2/8/97	H W	80-51	
▲ 3/7/97	N L	60-66	
1/7/98	H W	64-50	
2/8/98	A W	65-49	
12/5/98	H W	89-69	
1/30/99	A W	80-61	
▲ 3/6/99	N W	83-68	
1/19/00 (OT)	H W	92-88	
2/19/00	A W	71-66	
1/10/01	A W	84-78	
2/11/01	H W	101-75	
▲ 3/9/01	N W	76-61	
1/13/02	A W	76-57	
2/14/02	H W	108-71	
▲ 3/10/02	N W	91-61	
1/22/03	A L	71-80	
2/22/03	H W	79-68	
▲ 3/16/03	N W	84-77	
1/15/04	H W	76-57	
2/15/04	A L	74-78	
1/13/05	A W	86-74	
▲ 3/12/05	N W	76-69	
1/18/06	H W	81-68	
1/20/07	A W	79-56	
▲ 3/8/07 (OT)	N L	80-85	
1/31/08	H W	92-72	
3/1/08	A W	87-86	
1/20/09	H W	73-56	
1/20/10	A L	74-88	
1/19/11	A W	92-78	
2/5/11	H W	76-52	
2/16/12	H W	78-73	

At Cameron Indoor: Duke leads 47-23  
At RBC Center: Duke leads 7-3  
At Reynolds Coliseum: Duke trailed 25-35  
In ACC Tournament: 14-9  
Longest Duke win streak: 15 (1/94/1-1/84/7)  
Longest NCSU win streak: 9 (1/10/73-2/18/76)  
Biggest Duke win: 99-60 (1/28/67)  
Biggest Duke loss: 37-70 (2/18/48)  
Duke under Mike Krzyzewski: 47-20

North Carolina Wilmington Duke leads 1-0			
2/8/82 (OT)	H W	67-57	

Northeastern Duke leads 4-0			
12/7/92	H W	103-72	
11/27/93	H W	86-72	
11/26/94	H W	93-70	
12/30/95	A W	87-56	

Northwestern Duke leads 7-0			
12/29/70	N W	93-87	
12/19/84	A W	76-55	
12/30/85	H W	78-55	
12/30/86	H W	106-55	
12/3/87	A W	79-57	
12/3/88	H W	86-62	
12/2/89	A W	103-77	

Notre Dame Duke leads 19-2			
2/20/65	N W	101-88	
12/31/65	N W	95-73	
2/25/67	N W	77-65	
2/10/68	N W	73-67	
2/7/73	H W	86-74	
2/9/74	A L	68-87	
■ 3/25/78	N W	90-86	
2/16/85	N W	81-69	
2/16/86	H W	75-74	
2/15/87 (OT)	A L	66-70	
2/11/88	H W	70-61	

2/5/89	A W	102-80	
2/4/90	H W	88-76	
11/23/90	N W	85-77	
2/2/91	A W	90-77	
2/1/92	H W	100-71	
2/6/93	A W	67-50	
1/26/94	H W	74-72	
1/24/95	A W	87-74	
11/26/98	N W	111-82	
■ 3/16/02	N W	84-77	

Ohio State Series tied 3-3			
12/6/63	N W	76-75	
12/30/64 (2OT)	A W	94-89	
12/29/66	N L	82-83	
12/29/78 (OT)	N L	84-90	
12/3/02	N W	91-76	
11/29/11	A L	63-85	

Ohio University Duke leads 1-0			
12/7/83	H W	82-63	

Oklahoma Duke leads 4-0			
2/22/86	H W	93-84	
12/22/90	A W	90-85	
1/4/93 (OT)	H W	88-84	
12/18/04	N W	78-67	

Oklahoma City Duke leads 1-0			
● 3/14/68	N W	97-81	

Oklahoma State Series tied 1-1			
12/19/39	A L	41-51	
■ 3/15/98	N W	79-73	

Old Dominion Duke leads 2-0			
3/15/86	N W	89-61	
11/23/95	N W	75-55	

Oregon Duke leads 1-0			
11/27/10	N W	98-71	

Oregon State Duke leads 2-0			
12/28/53	N W	71-61	
3/23/63	N W	85-63	

Pacific Duke leads 2-0			
12/29/83	N W	68-66	
11/27/03	N W	82-69	

Pennsylvania Duke leads 10-6			
1940	A	L	35-49
2/13/43	A	L	48-49
3/8/50	A	L	50-68
1/3/51	A	L	76-85
1/2/52	H	W	62-52
12/30/52	N	L	80-97
12/16/55	A	W	98-80
12/19/58	A	W	66-57
12/7/71 <i>(OT)</i>	H	L	49-50
■ 3/17/78	N	W	84-80
12/11/79	A	W	70-57
■ 3/8/80	N	W	52-42
12/22/80	H	W	88-82
12/7/05	H	W	72-59
12/31/09	H	W	114-55
1/1/12	H	W	85-55

MEDIA GUIDE

1/11/38	H	W	32-24
12/30/71	H	W	54-52
1/24/73	A	W	70-66
12/11/76	H	W	65-63
■ 3/16/90	N	W	81-46

Rider

Duke leads 1-0			
12/18/41	H	W	55-29

Roanoke

Series tied 1-1			
1914	H	W	42-15
1915		L	19-31

Rutgers

Duke leads 3-0			
1/27/81	A	W	53-51
1/6/82	H	W	80-61
12/12/92	N	W	88-79

St. Bonaventure

Duke trails 0-1			
● 3/21/71 (OT)	N	L	88-92

St. John's

Duke leads 15-6			
2/4/38	A	L	28-44
12/30/78	N	L	66-69
■ 3/11/79	N	L	78-80
11/29/85	N	W	71-70
■ 3/18/90	N	W	76-72
■ 3/24/91	N	W	78-61
12/5/91	N	W	91-81
1/24/99 (OT)	A	W	92-88
2/26/00	H	L	82-83
2/18/01	A	W	91-59
2/24/02	H	W	97-55
3/2/03	A	L	71-72
12/6/03	H	W	79-58
2/26/05	A	W	58-47
12/21/05	H	W	70-57
2/25/07	A	W	67-50
2/23/08	H	W	86-56
2/19/09	A	W	76-69
12/5/09	H	W	80-71
1/30/11	A	L	78-93
1/28/12	H	W	83-76

St. Joseph's

Duke leads 10-0			
■ 3/11/60	N	W	58-56
■ 3/16/63	N	W	73-59
■ 3/11/66	N	W	76-74
2/14/76	A	W	85-73
2/12/77	H	W	72-62
12/29/77	N	W	74-61
12/1/84	H	W	59-46
1/13/86	A	W	87-66
1/7/87	H	W	93-83
11/20/96	H	W	89-60

St. Louis

Duke leads 4-0			
11/26/84	A	W	97-64
1/8/86	H	W	84-58
1/14/88	H	W	69-53
12/11/10	H	W	84-47

St. Peter's

Duke trails 0-2			
● 3/18/68	N	L	71-100
12/27/71	N	L	74-77

San Diego State

Duke leads 1-0			
12/29/01	H	W	92-79

Sanford

Duke leads 1-0			
1924		W	38-16

San Francisco

Series tied 1-1			
12/9/72	N	L	68-72
1/26/93	H	W	117-73

San Jose State

Duke leads 1-0			
12/31/06	H	W	70-51

Santa Clara

Duke leads 2-0			
12/26/70	H	W	86-80
12/8/72	N	W	69-65

Seton Hall

Duke leads 7-1			
12/26/57	N	W	69-62
2/23/61	A	W	112-78
2/27/71	A	W	89-61
■ 4/1/89	N	L	78-95
■ 3/26/92	N	W	81-69
11/19/01	N	W	80-79
■ 3/20/04	N	W	90-62
11/16/05	H	W	93-40

South Carolina

Duke leads 57-19			
1914	H	W	46-13
1/13/21	H	W	40-12
1/13/22	H	W	41-25
1924		L	19-36
1924		W	43-24
1926		W	36-22
1/12/28	W		39-32
1929		W	45-35
1929		W	44-39
1930		W	33-26
1931		W	44-16
2/18/33	A	L	23-46
2/26/33	N	L	21-33
2/20/34	H	L	23-28
12/17/34	A	L	23-24
2/21/35	H	W	37-34
12/17/36	A	W	45-35
1/7/37	H	W	52-24
12/15/37	A	L	26-32
1/12/38	H	W	42-34
3/1/41	N	W	53-30
2/4/44	H	W	46-40
1/2/46	A	W	52-36
1/23/46	H	W	55-33
3/6/47	N	L	54-56
3/3/48	N	W	63-48
12/20/49	A	L	44-54
1/17/50	H	W	79-60
3/2/50	N	W	53-41
1/11/51	H	W	60-58
1/30/51	A	L	62-82
2/23/52	A	W	96-82
1/7/53	A	W	76-67
2/21/53	H	W	98-68
1/4/54	A	W	89-69
2/23/54	H	W	89-55
12/10/54	H	W	95-55
1/12/55	A	W	82-64
▲ 3/3/55	N	W	83-67
12/9/55	H	W	82-68
1/10/56	A	W	63-52
12/5/56	N	W	104-76
2/23/57	H	W	94-81
▲ 3/7/57	N	L	81-84
12/17/57	A	L	51-62
2/3/58	H	W	61-49
12/15/58	H	W	68-61
2/3/59	A	W	80-72
12/12/59	A	W	72-70
1/30/60	H	W	79-65
▲ 3/3/60	N	W	82-69
12/12/60	H	W	107-79
1/31/61	A	W	107-94
▲ 3/3/61	N	W	92-75
12/13/61	A	W	76-69
1/30/62	H	W	89-73
12/4/62	H	W	95-63
1/29/63	A	W	88-70
12/16/63	A	W	77-70
1/30/64	H	W	80-67
12/12/64	H	W	111-72
2/17/65	A	W	87-59
▲ 3/4/65	N	W	62-60
12/6/65	A	L	71-73
2/14/66	H	W	41-38
▲ 3/10/67	N	W	69-66
1/30/68	A	L	80-83
2/24/68	H	L	50-56
2/1/69	A	L	57-64
2/8/69	H	L	72-82
▲ 3/7/69	N	W	68-59
1/31/70	H	L	55-67
2/14/70	A	L	65-82
12/12/70	A	L	78-98
2/1/71	H	W	82-71
11/20/01	N	W	81-56

South Carolina State

Duke leads 7-0			
■ 3/16/89	N	W	90-69
12/6/93	H	W	97-61
1/2/95	H	W	107-61
12/4/95	H	W	84-64
1/2/97	H	W	104-54
12/1/97	H	W	98-40
11/21/98	H	W	120-56

South Florida

Duke leads 3-0			
1/11/75	H	W	95-86
12/2/80	A	W	83-72
12/5/83	H	W	95-66

Southern

Duke leads 1-0			
■ 3/16/06	N	W	70-54

Southern California

Duke leads 4-2			
12/29/52	N	L	69-87
12/10/77 (OT)	A	L	81-87
12/13/78	H	W	79-65
12/29/84	N	W	75-73
11/27/99	N	W	81-68
■ 3/24/01	N	W	79-69

Southern Illinois

Duke leads 3-1			
● 3/13/67	N	L	63-72
2/8/68	N	W	78-54
■ 3/18/93	N	W	105-70
11/20/09	N	W	83-58

SMU

Duke leads 3-1			
12/8/77	A	W	91-67
11/27/78	H	W	86-80
12/28/83	N	L	76-78
■ 3/19/88	N	W	94-79

Stanford

Duke trails 0-2			
11/11/99 (OT)	N	L	79-80
12/21/00	N	L	83-84

Stetson

Duke leads 9-2			
1917		L	37-43
11/29/80	H	W	67-49
2/10/82	A	L	81-88
2/16/83	H	W	89-80
2/15/84	A	W	80-69
2/13/85	H	W	94-51
2/11/86	A	W	85-66
2/2/87	H	W	62-59
1/25/88	A	W	81-78
12/5/88	H	W	90-62
2/12/90	A	W	102-67

Syracuse

Series tied 2-2			
■ 3/12/66	N	W	91-81
12/28/71	N	L	72-74
12/6/89	N	L	76-78
■ 3/20/98	N	W	80-67

Temple

Duke leads 18-10			
1931		L	27-44
1/3/42	A	L	41-57
1/17/43	A	W	45-44
2/10/45	A	W	51-46
2/9/46	A	L	38-64
1/11/47	A	W	59-56
1/10/48	A	L	54-58
1/8/49	H	L	45-59
1/14/50	A	L	49-59
12/1/51	H	W	85-48
1/12/52	A	W	86-65
12/20/52	A	L	64-67
1/5/55	H	W	81-64
2/17/68	H	W	92-57
1/28/69	A	L	69-73
■ 3/26/88	N	W	63-53
2/27/94	H	W	59-47
1/25/96	A	L	58-59
■ 3/21/99	N	W	85-64
11/24/00	N	W	63-61
12/2/00	A	W	93-68
12/5/01	H	W	82-57
1/8/05	H	W	82-74

2/25/06	A	W	74-66
1/2/07	H	W	73-55
1/9/08	A	W	74-64
2/23/11	H	W	78-61
1/4/12	A	L	73-78

Tennessee

Duke leads 8-7			
1911		W	51-25
1931		L	25-36
2/8/32 (OT)	A	L	31-32
1/5/42	H	W	37-35
12/19/42	A	L	33-51
1/4/47	A	L	47-53
1/3/48	H	L	58-62
12/13/52	A	W	89-82
12/5/54	H	W	101-61
1/25/64 (2OT)	N	W	67-65
● 3/22/71	N	W	78-64
12/3/75	H	L	80-86
12/7/76	A	W	81-78
12/29/80	N	L	69-90
11/21/11	N	W	77-67

Tennessee-Martin

Duke leads 1-0			
11/20/04	H	W	88-46

Texas

Duke leads 4-0			
11/22/00	N	W	95-69
12/20/03	N	W	89-61
12/10/05	N	W	97-66
■ 3/21/09	N	W	74-69

Texas A&M

Duke leads 1-0			
■ 3/12/87	N	W	58-51

Texas Southern

Duke leads 1-0			
■ 3/18/94	N	W	82-70

The Citadel

Duke leads 9-0			
12/14/38	H	W	49-37
1/16/40	H	W	51-40
2/29/40	N	W	40-35
3/5/43	N	W	56-37
2/7/50	H	W	65-39
11/26/88	H	W	93-52
1/3/90	H	W	108-69
1/16/91	A	W	83-50
12/1/93	H	W	78-63



2/22/55	A	W	105-92
▲ 3/4/55 (OT)	N	W	90-77
2/9/56	H	W	74-59
2/21/56	A	W	92-58
2/19/57	A	L	81-90
2/21/57	H	W	81-66
1/30/58	H	W	88-71
2/25/58 (3OT)	A	L	68-70
1/15/59	A	L	67-86
2/20/59	H	W	71-63
2/16/60	H	W	78-66
2/22/60	A	W	79-63
1/11/61 (OT)	A	W	92-90
2/20/61	H	W	77-66
▲ 3/2/61	N	W	89-54
2/10/62	H	W	101-75
2/19/62	A	W	97-71
1/2/63	H	W	82-65
2/13/63	A	W	79-74
▲ 2/28/63	N	W	89-70
12/19/63	H	W	84-73
2/10/64	A	W	80-59
12/19/64	A	W	104-91
2/11/65	H	W	136-72
12/18/65	A	W	75-72
2/12/66	H	W	81-55
12/16/66	H	W	98-82
2/1/67	A	W	100-77
▲ 3/9/67	N	W	99-78
12/13/67	H	W	103-61
2/1/68	A	W	90-78
12/11/68	A	L	75-81
2/17/69	H	W	100-81
▲ 3/6/69	N	W	99-86
12/6/69	H	W	57-45
2/23/70	A	L	57-61
12/5/70	A	L	70-75
2/20/71	H	W	101-69
12/4/71	H	L	77-86
2/19/72	A	W	86-76
1/3/73 (OT)	A	L	74-80
2/13/73	H	W	90-66
▲ 3/8/73	N	L	55-59
12/8/73	A	L	82-104
2/13/74	H	W	88-78
1/18/75	A	L	56-60
2/1/75 (OT)	H	L	85-92
12/6/75	H	W	81-79
2/11/76	A	L	90-94
1/17/77 (OT)	A	W	82-74
2/9/77	H	W	65-49
1/25/78	A	L	73-74
2/8/78	H	W	100-75
1/24/79	A	W	84-66
2/6/79	H	W	64-63
1/23/80	H	L	84-90
2/6/80	A	L	69-73
12/12/80	H	L	79-91
1/31/81	A	L	47-68
12/9/81	A	L	83-92
1/30/82	H	L	65-77
12/8/82	H	L	91-104
2/5/83	A	L	84-105
▲ 3/11/83	N	L	66-109
1/7/84	A	W	78-72
2/4/84	H	W	67-64
12/8/84	H	W	78-65
1/5/85	A	W	63-58
12/7/85	H	W	72-64
2/6/86	A	W	77-65
▲ 3/8/86	N	W	75-70
1/3/87	A	W	70-63
2/4/87	H	W	75-61
1/9/88	A	W	77-59
2/17/88	H	W	73-54
▲ 3/11/88	N	W	60-48
1/7/89	A	W	84-76
2/8/89	H	W	85-66
▲ 3/11/89	N	W	69-58
1/6/90	H	W	76-68
2/8/90	A	L	69-72
1/5/91	A	L	64-81
2/7/91	H	W	86-74
1/2/92	A	W	68-62
2/26/92	H	W	76-67
1/17/93	H	L	69-77
2/18/93	A	L	55-58
1/15/94	A	W	66-58
2/16/94	H	W	84-54
▲ 1/14/95 (2OT)	H	L	88-91
2/15/95	A	L	58-64
1/13/96	A	L	66-77
2/14/96	H	W	79-69

1/18/97	H	W	78-59
2/11/97	A	W	62-61
12/6/97	H	W	103-59
1/24/98	A	W	72-65
▲ 3/5/98	N	W	63-41
1/10/99	H	W	115-69
2/11/99	A	W	100-54
▲ 3/4/99	N	W	104-67
1/5/00 (OT)	A	W	109-100
2/5/00	H	W	106-86
1/13/01	H	W	103-61
2/14/01	A	L	89-91
1/27/02	H	W	94-81
2/28/02	A	L	84-87
1/15/03	H	W	104-93
2/15/03	A	W	78-59
▲ 3/14/03	N	W	83-76
1/11/04	A	W	93-71
2/11/04	H	W	93-75
▲ 3/12/04	N	W	84-74
1/16/05	H	W	80-66
▲ 3/11/05	N	W	76-64
1/28/06	H	W	82-63
2/1/07 (OT)	A	L	66-68
1/13/08	H	W	87-65
3/5/08	A	W	86-70
2/1/09	H	W	79-54
2/28/10	A	W	67-49
▲ 3/12/10	N	W	57-46
1/15/11	H	W	76-60
2/16/11	A	W	56-41
1/12/12	H	W	61-58

At Cameron Indoor: Duke leads 50-8  
At University Hall: Duke led 20-19  
At John Paul Jones Arena: Duke leads 3-1  
In ACC Tournament: Duke leads 15-3  
Longest Duke win streak: 22 (2/20/59-2/1/68)  
Longest UVA win streak: 9 (1/23/80-3/11/83)  
Biggest Duke win: 115-69 (1/10/99)  
Biggest Duke loss: 66-109 (3/11/83)  
Duke under Mike Krzyzewski: 51-16

<b>Virginia Commonwealth</b>			
<b>Duke trails 0-1</b>			
■ 3/15/07	N	L	77-79

<b>Virginia Military Inst.</b>			
<b>Duke leads 18-9</b>			
1911		W	52-17
1913	A	L	10-28
1915		L	15-33
2/10/16	A	L	20-34
1917		W	31-29
1917		W	42-24
1918		L	26-51
2/24/19	A	L	16-47
2/26/19	A	L	19-32
1921	A	L	
1927		W	22-19
2/5/32	A	W	41-26
2/19/32	H	W	45-25
1/28/33	H	W	41-20
1/18/34	H	W	41-20
2/6/34	A	W	45-32
3/1/34	N	W	35-14
2/1/35	H	L	27-32
2/9/35	A	W	28-27
2/17/37 (OT)	A	L	31-32
1/13/40	A	W	28-25
1/12/42	A	W	52-47
1/9/43	H	W	45-43
3/4/43	N	W	57-41
12/15/50	A	W	86-66
12/15/51	H	W	102-45
1/13/53	H	W	78-55

<b>Virginia Tech</b>			
<b>Duke leads 40-8</b>			
2/16/12		W	37-32
1913	H	W	23-16
1915		L	19-29
1921	A	L	
1923		W	34-33
1927		W	31-18
2/7/28	A	W	34-31
1929		W	44-27
2/4/33	A	L	31-35
2/7/34	A	W	45-15
1/26/35	H	W	32-25
2/7/35	A	W	27-19
1/30/36	H	W	40-20
1/17/39	H	W	47-35
2/24/42	H	W	67-50
1/23/43	H	W	78-70

3/1/46	N	W	44-38
2/6/47	H	W	52-40
1/24/48	H	W	52-45
1/11/49	A	L	46-56
1/22/49	H	W	65-52
3/1/51	N	W	64-61
1/6/54	H	W	82-45
2/13/54	A	W	107-53
12/1/64	N	W	98-63
12/1/65	N	W	112-79
12/2/66	N	L	71-85
12/1/67	N	W	74-66
11/30/68	N	W	87-76
12/1/69 (2OT)	N	W	66-63
12/15/70	H	W	104-75
1/5/72	N	W	83-73
1/19/76	N	W	79-72
1/2/78	N	W	86-79
1/30/05	H	W	100-65
2/17/05	A	L	65-67
12/4/05	H	W	77-75
1/26/06	A	W	80-67
1/6/07 (OT)	H	L	67-69
1/24/08	A	W	81-64
1/4/09	H	W	69-44
2/28/09	A	W	72-65
2/21/10	H	W	67-55
2/26/11	A	L	60-64
▲ 3/12/11	N	W	77-63
2/2/12	A	W	75-60
2/25/12 (OT)	H	W	70-65
▲ 3/9/12	N	W	60-56

At Cameron Indoor: Duke leads 16-1  
At Cassell Coliseum: Duke leads 4-2  
In ACC Tournament: Duke leads 2-0  
Longest Duke win streak: 10 (2/7/34-1/24/48)  
Longest Va. Tech win streak: 2 (1915-21)  
Biggest Duke win: 107-53 (2/13/54)  
Biggest Duke loss: 71-85 (12/2/66)  
Duke under Mike Krzyzewski: 11-3

<b>Wagner</b>			
<b>Duke trails 0-1</b>			
1/5/83	H	L	77-84

<b>Wake Forest</b>			
<b>Duke leads 160-77</b>			
3/2/06	H	L	10-24
3/16/06	A	L	5-15
1907		L	6-8
1907		L	5-22
1908		L	11-20
1908		L	11-20
1909		W	22-14
1909		L	5-30
1910		L	18-26
1913	H	W	25-10
1913	A	W	16-15
2/12/14	A	L	23-31
1915	H	W	28-14
1915		W	28-27
1915		L	12-23
1916	H	L	26-28
2/25/16	A	L	28-40
1917		W	39-20
1/24/19	H	W	41-20
1921	A	W	27-20
1/25/22	H	W	31-10
1/31/22	A	L	22-24
1923		L	18-30
1923		W	37-27
1/25/24	H	W	26-22
1924		W	26-24
1/31/25	A	L	18-43
2/24/25	H	W	28-25
1926		L	24-27
1926		L	18-33
1927		L	14-41
1927		L	27-36
1928		W	45-17
2/14/28	W	37-34	
1929		W	43-34
1929		W	35-21
1930		W	49-22
1930		W	37-30
1931		W	44-27
1931		W	25-22
1/8/32	H	W	23-16
2/11/32	H	W	32-25
1/10/33	H	W	33-24
1/17/33	A	W	34-16
1/6/34	H	W	38-29
2/10/34	A	W	37-21
1/7/35	H	W	47-30

2/18/35	A	W	37-21
1/10/36	H	W	37-19
2/18/36	A	W	42-27
1937	H	W	30-28
2/6/37	A	L	30-34
1/7/38	H	W	38-33
2/21/38	A	W	41-40
1/7/39	A	W	52-41
2/18/39	H	W	59-34
1/27/40	H	W	50-44
2/15/40	A	W	44-35
1/8/41	H	L	35-38
2/13/41 (OT)	A	W	42-41
1/24/42	H	W	60-39
2/19/42	A	W	58-51
3/6/42	N	W	54-45
1/26/43	H	W	63-41
2/15/43	H	W	59-40
1/13/45	H	W	60-35
2/3/45	N	W	75-39
1/12/46	A	W	43-38
2/5/46	H	W	32-29
3/2/46	N	W	49-30
1/15/47	H	W	65-32
2/25/47	A	W	57-37
2/10/48	H	W	47-45
2/24/48	A	W	49-48
1/27/49	A	L	50-52
2/19/49	H	W	61-51
12/30/49	N	W	54-52
1/28/50	H	W	65-55
2/21/50	A	L	54-72
1/27/51	H	L	56-65
2/19/51	A	W	69-64
12/28/51	N	W	79-74
12/26/52	H	W	90-69
2/21/52	A	W	87-62
12/6/52	H	L	86-91
2/12/53 (OT)	A	W	101-99
12/29/53	N	W	83-66
1/12/54	A	L	89-96
2/26/54	H	W	90-81
2/9/55	A	W	75-73
2/19/55	H	W	84-65
12/31/55	N	W	64-52
1/4/56	A	L	71-84
2/11/56	H	L	77-80
1/29/57	A	L	59-77
2/16/57	H	W	75-64
12/28/57 (OT)	N	W	79-75
2/1/58	A	W	70-56
2/15/58	H	W	71-59
▲ 3/6/58	N	W	51-44
1/5/59	A	W	58-57
2/17/59	H	W	85-78
▲ 3/5/59	N	W	78-71
2/3/60	A	L	63-80
2/20/60	H	L	64-83
▲ 3/5/60	N	W	63-59
2/9/61	H	W	100-90
2/14/61	A	L	89-103
▲ 3/4/61	N	L	81-96
12/30/61	N	W	75-73
1/27/62	H	W	82-68
2/15/62	A	L	79-97
12/29/62	N	W	113-87
2/6/63	A	W	97-66
2/16/63	H	W	73-60
▲ 3/2/63	N	W	68-57
2/18/64	A	L	71-72
2/25/64	H	W	98-83
▲ 3/7/64	N	W	80-59
1/2/65	N	W	91-86
1/16/65	H	W	105-77
2/13/65	A	W	93-80
▲ 3/5/65	N	W	101-81
1/1/66	N	W	92-76
1/15/66	H	W	101-81
2/22/66 (OT)	A	L	98-99
▲ 3/3/66	N	W	103-73
12/30/66	N	W	78-73
2/21/67	H	W	97-84
2/28/67	A	W	113-71
12/30/67	N	W	103-76
2/14/68	H	W	105-65
2/22/68	A	W	50-41
12/20/68	N	L	78-106
1/8/69	A	W	85-81
2/12/69	H	W	122-93
12/23/69	N	W	98-90
1/7/70 (OT)	H	W	78-72
2/11/70	A	W	67-65
▲ 3/5/70	N	L	73-81
12/18/70	N	L	77-81



1/19/12	H	W	91-73
2/28/12	A	W	79-71
<i>At Cameron Indoor: Duke leads 56-16</i>			
<i>At Lawrence Joel Coliseum: Duke leads 11-10</i>			
<i>In ACC Tournament: Duke leads 14-4</i>			
<i>Longest Duke win streak: 19 (1924-37)</i>			
<i>Longest WF win streak: 9 (2/13/93-1/11/97)</i>			
<i>Biggest Duke win: 113-71 (2/28/67)</i>			
<i>Biggest Duke loss: 53-88 (3/5/82)</i>			
<i>Duke under Mike Krzyzewski: 41-23</i>			

<b>Washington</b>			
Duke leads 5-1			
12/4/76	H	W	83-81
■ 3/18/84	N	L	78-80
1/12/85	H	W	71-59
1/3/89	A	W	87-61
12/23/89	H	W	74-64
12/10/11	N	W	86-80

<b>Washington College</b>			
Duke leads 1-0			
11/29/77	H	W	110-66

<b>Washington &amp; Lee</b>			
Duke leads 25-16			
1913	A	L	15-90
1915		L	22-31
2/9/16	A	L	19-33
1917		L	18-20
1918		W	24-16
2/25/19	A	L	17-38
1921	A	L	
1927		L	20-31
2/8/28	A	W	53-41
1930	H	L	29-33
1930		W	30-29
2/4/32	A	W	30-27
2/18/32	H	L	12-21
2/2/33	A	W	31-15
2/25/33	N	W	41-32
1/30/34	H	W	41-37
2/5/34	A	W	41-27
3/3/34	N	L	29-30
2/2/35	H	W	31-27
2/8/35	A	W	33-30
3/3/35	N	L	27-31
2/26/36	A	L	27-43
2/8/37	H	W	37-35
2/16/37	A	L	31-37
2/14/38	A	W	48-39
1/9/39	H	L	41-46
2/16/39	A	L	35-36
2/17/40	H	W	28-27
2/11/41	A	L	28-30
2/15/41	H	W	45-33
2/10/42	A	W	63-34
2/14/42	H	W	68-38
3/5/42	N	W	59-41
2/9/43	A	W	71-44
2/4/47	H	W	71-57
12/19/47	A	W	72-39
1/6/49	A	W	58-45
12/17/49	(OT)A	W	81-67
12/16/50	A	W	97-69
2/14/51	H	W	94-68
12/9/52	A	W	91-80

<b>West Virginia</b>			
Duke leads 18-7			
1/13/51	H	W	77-73
12/22/51	A	L	74-95
3/7/52	N	W	90-88
2/3/53	H	W	91-86
12/19/53	A	W	67-64
12/27/54	N	W	92-79
2/5/55	H	W	115-75
12/15/56	N	L	82-83
12/27/56	N	W	73-67
1/27/58	H	W	72-68
12/12/58	A	L	63-101
12/10/60	N	W	66-64
12/18/61	A	W	69-65
1/26/63	H	W	111-71
12/7/63	N	W	86-81
2/6/65	H	W	109-89
2/7/66	A	L	90-94
2/4/67	N	W	91-75
2/12/69	A	L	88-90
2/7/70	N	W	82-70
1/31/76	H	W	86-77
1/29/77	A	L	65-70
■ 3/18/89	N	W	70-63
■ 3/22/08	N	L	67-73
■ 4/3/10	N	W	78-57

<b>Western Carolina</b>			
Duke leads 3-0			
12/30/93	H	W	87-67
12/20/95	H	W	107-67
12/30/96	H	W	104-54

<b>Western Kentucky</b>			
Duke leads 4-0			
12/30/68	N	W	73-72
12/26/73	N	W	75-69
12/27/75	N	W	111-90
11/25/78	A	W	78-53

<b>Western Michigan</b>			
Duke leads 1-0			
12/30/11	H	W	110-70

<b>William &amp; Mary</b>			
Duke leads 27-3			
1/11/12		W	52-16
2/5/25	A	L	15-23
2/11/25	H	W	21-16
1/9/32	(OT)H	W	28-20
2/28/41	N	W	57-42
2/24/44	N	W	68-25
2/23/45	N	W	59-22
2/3/47	H	W	69-45
2/5/48	A	W	45-36
3/3/50	N	W	60-50
1/15/51	A	L	57-74
2/6/51	H	W	61-54
3/2/51	N	W	71-69
2/7/52	H	W	68-62
2/19/53	(OT)A	L	82-85
12/12/53	H	W	109-44
12/13/69	H	W	84-77
2/12/72	H	W	87-69
12/2/72	H	W	98-74
12/3/73	A	W	93-79
2/2/83	H	W	73-71
11/30/83	A	W	70-68
11/28/84	H	W	92-60
11/26/85	A	W	84-61
1/5/87	H	W	82-46
1/4/88	H	W	101-70
1/11/89	H	W	100-38
1/22/90	A	W	109-76
12/30/91	H	W	97-61
1/2/00	H	W	96-55

<b>Winthrop</b>			
Duke leads 1-0			
■ 3/14/02	N	W	84-37

<b>Wisconsin</b>			
Series tied 1-1			
11/27/07	H	W	82-58
12/2/09	A	L	69-73

<b>Wofford</b>			
Duke leads 5-0			
1913	A	W	47-12
1914	A	W	50-15
1931		W	43-24
1/4/35	H	W	40-33
1/6/36	H	W	36-28

<b>Wyoming</b>			
Duke leads 2-0			
12/29/55	N	W	71-54
12/29/60	N	W	86-59

<b>Xavier</b>			
Duke leads 4-0			
■ 3/14/87	N	W	65-60
12/4/93	H	W	82-60
■ 3/28/04	N	W	66-63
12/20/08	N	W	82-64

<b>Yale</b>			
Duke leads 3-0			
1/3/36	H	W	52-17
12/30/59	N	W	56-53
12/29/73	H	W	105-80

Duke vs. Conferences

<b>America East</b>	<b>W-L</b>	<b>Big South</b>	<b>W-L</b>
Albany	1-0	Campbell	2-0
Binghamton	1-0	Charleston Southern	0-0
Boston U.	6-0	Coastal Carolina	1-0
Hartford	0-0	Gardner-Webb	1-0
Maine	0-0	High Point	3-0
Md.-Baltimore County	0-0	Liberty	1-0
New Hampshire	1-0	Longwood	0-0
Stony Brook	0-0	Presbyterian	2-0
Vermont	2-0	UNC Asheville	1-0
<b>Totals</b>	<b>11-0</b>	Radford	2-0
		VMI	18-9
<b>Atlantic 10</b>	<b>W-L</b>	Winthrop	1-0
Butler	3-0	<b>Totals</b>	<b>32-9</b>
Charlotte	3-0		
Dayton	5-1	<b>Big Ten</b>	<b>W-L</b>
Duquesne	5-1	Illinois	5-2
Fordham	0-0	Indiana	4-3
George Washington	14-13	Iowa	7-1
LaSalle	4-0	Michigan	21-8
Massachusetts	1-0	Michigan State	7-2
Rhode Island	3-0	Minnesota	1-1
Richmond	8-2	Nebraska	0-0
Saint Louis	4-0	Northwestern	7-0
St. Bonaventure	0-1	Ohio State	3-3
St. Joseph's	10-0	Penn State	8-1
Temple	18-10	Purdue	3-4
VCU	0-1	Wisconsin	1-1
Xavier	4-0	<b>Totals</b>	<b>67-26</b>
<b>Totals</b>	<b>82-29</b>		
		<b>Big West</b>	<b>W-L</b>
<b>Atlantic Sun</b>	<b>W-L</b>	Cal Poly	0-0
E. Tennessee State	0-1	Cal State Fullerton	0-0
Florida Gulf Coast	0-0	Cal State Northridge	0-0
Jacksonville	0-0	Hawaii	1-0
Kennesaw State	0-0	Long Beach State	2-0
Lipscomb	0-0	Pacific	2-0
Mercer	3-1	UC Davis	0-0
Northern Kentucky	0-0	UC Irvine	0-0
North Florida	0-0	UC Riverside	0-0
Stetson	9-2	UC Santa Barbara	0-0
USC Upstate	0-0	<b>Totals</b>	<b>5-0</b>
<b>Totals</b>	<b>12-4</b>		
		<b>Colonial Ath. Assn.</b>	<b>W-L</b>
<b>Big 12</b>	<b>W-L</b>	Delaware	1-0
Baylor	1-0	Drexel	1-0
Iowa State	1-0	George Mason	2-0
Kansas	7-2	Georgia State	1-0
Kansas State	2-0	Hofstra	0-0
Oklahoma	4-0	James Madison	0-0
Oklahoma State	1-1	N.C. Wilmington	1-0
TCU	0-0	Northeastern	4-0
Texas	4-0	Old Dominion	2-0
Texas Tech	0-0	Towson	0-0
West Virginia	18-7	William & Mary	27-3
<b>Totals</b>	<b>38-10</b>	<b>Totals</b>	<b>39-3</b>
<b>Big East</b>	<b>W-L</b>	<b>Conference USA</b>	<b>W-L</b>
Cincinnati	2-1	Central Florida	0-0
Connecticut	5-4	East Carolina	20-0
DePaul	4-0	Houston	0-0
Georgetown	7-7	Marshall	0-0
Louisville	4-3	Memphis	1-0
Marquette	6-2	Rice	1-0
Notre Dame	19-2	SMU	3-1
Pittsburgh	6-6	Southern Mississippi	0-0
Providence	1-1	Tulane	2-1
Rutgers	3-0	Tulsa	3-0
Seton Hall	7-1	UAB	3-0
South Florida	3-0	UTEP	0-0
St. John's	15-6	<b>Totals</b>	<b>33-2</b>
Syracuse	2-2		
Villanova	7-4	<b>Great West</b>	<b>W-L</b>
<b>Totals</b>	<b>91-39</b>	Chicago State	1-0
		Houston Baptist	0-0
<b>Big Sky</b>	<b>W-L</b>	NJIT	0-0
Eastern Washington	0-0	Texas-Pan American	0-0
Idaho State	0-0	Utah Valley	0-0
Montana	1-0	<b>Totals</b>	<b>1-0</b>
Montana State	0-0		
North Dakota	0-0	<b>Horizon League</b>	<b>W-L</b>
Northern Arizona	0-0	Cleveland State	0-0
Northern Colorado	0-0	Detroit	2-0
Portland State	1-0	Illinois-Chicago	1-0
Sacramento State	0-0	Loyola (Ill.)	1-1
Southern Utah	0-0	Valparaiso	3-0
Weber State	0-0	Wisconsin-Green Bay	0-0
<b>Totals</b>	<b>2-0</b>	Wisconsin-Milwaukee	0-0

<b>Atlantic Coast</b>	<b>W-L</b>	<b>Pct.</b>	<b>H</b>	<b>A</b>	<b>N</b>	<b>Cameron Indoor</b>	<b>Unknown Venue</b>	<b>Last 10</b>	<b>Streak</b>	<b>Under Coach K</b>
Boston College	14-2	.875	6-0	5-1	3-1	6-0	—	9-1	W 5	13-2
Clemson	104-29	.782	59-4	37-21	8-4	56-4	—	8-2	W 4	50-11
Florida State	31-9	.775	17-2	13-6	1-1	17-2	—	6-4	L 1	30-8
Georgia Tech	65-23	.739	31-5	25-15	9-3	31-5	—	8-2	W 4	50-18
Maryland	112-61	.647	54-16	41-34	16-9	52-14	1-2	9-1	W 5	53-21
Miami	15-3	.833	7-1	6-2	2-0	7-1	—	8-2	L 1	15-2
North Carolina	102-132	.436	50-46	32-60	20-26	40-35	—	5-5	L 1	37-37
N.C. State	139-97	.589	60-27	46-39	20-19	47-23	13-12	9-1	W 3	47-20
Virginia	115-48	.706	55-10	39-33	21-5	50-8	—	9-1	W 8	51-16
Virginia Tech	40-8	.833	16-1	9-5	11-1	16-1	4-1	8-2	W 4	11-3
Wake Forest	160-77	.675	70-18	44-38	33-9	56-16	13-12	8-2	W 5	41-23
<b>Totals</b>	<b>897-489</b>	<b>.647</b>	<b>425-130</b>	<b>297-254</b>	<b>144-78</b>	<b>386-109</b>	<b>33-26</b>			<b>398-161</b>

**Notes:** Chart above reflects Duke's overall record vs. teams currently competing in the Atlantic Coast Conference (does not represent conference only games). The Blue Devils have posted an overall record of 548-282 (.660) in ACC regular season games only since the inception of the league in 1953-54. Duke posted a 31-10 record vs. South Carolina during its membership in the ACC from 1954-1971. Duke is 10-1 vs. Boston College, 11-2 vs. Miami, and 11-3 vs. Virginia Tech as members of the league.

Wright State	0-0	Indiana State	0-0	Holy Cross	2-0	Louisiana-Monroe	1-0
Youngstown State	0-0	Missouri State	1-0	Lafayette	1-0	Middle Tennessee	0-0
<b>Totals</b>	<b>7-1</b>	Northern Iowa	0-0	Lehigh	4-1	North Texas	0-0
		Southern Illinois	3-1	Navy	29-13	South Alabama	0-0
<b>Independent</b>	<b>W-L</b>	Wichita State	0-0	<b>Totals</b>	<b>50-18</b>	Troy	0-0
Cal State Bakersfield	0-0	<b>Totals</b>	<b>7-2</b>			Western Kentucky	4-0
<b>Totals</b>	<b>0-0</b>			<b>Southeastern</b>	<b>W-L</b>	<b>Totals</b>	<b>6-0</b>
		<b>Mountain West</b>	<b>W-L</b>	Alabama	7-3		
<b>Ivy League</b>	<b>W-L</b>	Air Force	1-0	Arkansas	1-2	<b>SWAC</b>	<b>W-L</b>
Brown	3-1	Boise State	0-0	Auburn	3-0	Alabama A&M	0-0
Columbia	2-1	Colorado State	2-0	Florida	12-4	Alabama State	1-0
Cornell	4-0	Fresno State	1-0	Georgia	2-3	Alcorn State	0-0
Dartmouth	0-0	Nevada	0-0	Kentucky	8-11	Arkansas-Pine Bluff	1-0
Harvard	10-0	New Mexico	0-0	LSU	5-2	Grambling State	0-0
Pennsylvania	10-6	San Diego State	1-0	Mississippi	0-0	Jackson State	0-0
Princeton	18-1	UNLV	1-2	Mississippi State	1-2	Miss. Valley State	1-0
Yale	3-0	Wyoming	2-0	Missouri	2-0	Prairie View A&M	0-0
<b>Totals</b>	<b>50-9</b>	<b>Totals</b>	<b>8-2</b>	South Carolina	57-19	Southern	1-0
		<b>Northeast</b>	<b>W-L</b>	Tennessee	8-7	Texas Southern	1-0
<b>Metro Atlantic</b>	<b>W-L</b>	Bryant	0-0	Texas A&M	1-0	<b>Totals</b>	<b>5-0</b>
Canisius	4-1	Central Conn. State	0-0	Vanderbilt	10-5		
Fairfield	3-0	Farleigh Dickinson	0-0	<b>Totals</b>	<b>117-57</b>	<b>West Coast</b>	<b>W-L</b>
Iona	0-0	LIU Brooklyn	0-1			Brigham Young	1-1
Loyola (Md.)	2-0	Monmouth	2-0	<b>Southern</b>	<b>W-L</b>	Gonzaga	2-0
Manhattan	0-0	Mount St. Mary's	0-0	Appalachian State	7-1	Loyola Marymount	0-0
Marist	0-0	Quinnipiac	0-0	Chattanooga	0-0	Pepperdine	1-0
Niagara	0-0	Robert Morris	0-0	Citadel	9-0	Portland	3-0
Rider	1-0	Sacred Heart	0-0	College of Charleston	0-0	St. Mary's (Calif.)	0-0
Siena	0-0	St. Francis (N.Y.)	0-0	Davidson	88-17	San Diego	0-0
St. Peter's	0-2	St. Francis (Pa.)	0-0	Elon	14-5	San Francisco	1-1
<b>Totals</b>	<b>10-3</b>	Wagner	0-0	Furman	6-1	Santa Clara	2-0
		<b>Totals</b>	<b>2-1</b>	Georgia Southern	2-0	<b>Totals</b>	<b>10-2</b>
<b>Mid-American</b>	<b>W-L</b>			Samford	0-0		
Akron	0-0	<b>Ohio Valley</b>	<b>W-L</b>	UNC Greensboro	10-0	<b>Western Athletic</b>	<b>W-L</b>
Ball State	1-0	Austin Peay	0-0	Western Carolina	3-0	Denver	0-0
Bowling Green	0-0	Belmont	2-0	Wofford	5-0	Idaho	0-0
Buffalo	0-0	Eastern Illinois	0-0	<b>Totals</b>	<b>144-24</b>	Louisiana Tech	0-0
Central Michigan	1-0	Eastern Kentucky	1-0			New Mexico State	1-0
Eastern Michigan	0-1	Jacksonville State	0-0	<b>Southland</b>	<b>W-L</b>	San Jose State	1-0
Kent State	2-0	Morehead State	0-0	Central Arkansas	0-0	Seattle	0-0
Miami (Ohio)	1-0	Murray State	1-0	Lamar	2-0	Texas Arlington	0-0
Northern Illinois	0-0	SIU-Edwardsville	0-0	McNeese State	0-0	Texas San Antonio	0-0
Ohio	1-0	Southeast Missouri State	0-0	Nicholls State	0-0	Texas State	0-0
Toledo	1-0	Tennessee State	0-0	Northwestern State	0-0	Utah State	0-0
Western Michigan	1-0	Tennessee Tech	0-0	Oral Roberts	0-0	<b>Totals</b>	<b>2-0</b>
<b>Totals</b>	<b>8-1</b>	Tennessee-Martin	1-0	Sam Houston State	0-0		
		<b>Totals</b>	<b>5-0</b>	Southeastern La.	0-0		
<b>Mid-Eastern Ath.</b>	<b>W-L</b>			Stephen F. Austin	0-0		
Bethune-Cookman	0-0	<b>Pacific 12</b>	<b>W-L</b>	Texas A&M-CC	0-0		
Coppin State	0-0	Arizona	4-4	<b>Totals</b>	<b>2-0</b>		
Delaware State	1-0	Arizona State	1-0			<b>Summit</b>	<b>W-L</b>
Florida A&M	1-0	California	1-2	IPFW	0-0		
Hampton	1-0	Colorado	1-1	IUPUI	0-0		
Howard	1-0	Oregon	1-0	Missouri-Kansas City	0-0		
Md.-Eastern Shore	0-0	Oregon State	2-0	Nebraska-Omaha	0-0		
Morgan State	0-0	Southern Cal	4-2	North Dakota State	0-0		
Norfolk State	0-0	Stanford	0-2	Oakland	0-0		
North Carolina A&T	8-0	UCLA	9-6	South Dakota	0-0		
North Carolina Central	1-0	Utah	2-1	South Dakota State	0-0		
Savannah State	0-0	Washington	5-1	Western Illinois	0-0		
S.C. State	7-0	Washington State	0-0	<b>Totals</b>	<b>0-0</b>		
<b>Totals</b>	<b>20-0</b>	<b>Totals</b>	<b>30-19</b>			<b>Sun Belt</b>	<b>W-L</b>
						Arkansas-Little Rock	0-0
<b>Missouri Valley</b>	<b>W-L</b>					Arkansas State	0-0
Bradley	2-1	<b>Patriot League</b>	<b>W-L</b>			Florida Atlantic	0-0
Craigton	0-0	American	0-0			Florida International	0-0
Drake	1-0	Army	9-3			Louisiana-Lafayette	1-0
Evansville	0-0	Bucknell	3-0				
Illinois State	0-0	Colgate	2-1				

# Duke Dominance

Duke has dominated college basketball for the last 15 seasons. Among Duke's incredible accomplishments from the 1997-98 through 2011-12 seasons were the 2001 & 2010 NCAA Championships, four Final Four appearances, five consecutive ACC regular season championships from 1998-2001, 10 ACC Tournament titles, including an unprecedented five consecutive ACC Tournament titles from 1999-2003, five years ranked number one in the final AP poll and a national-high 454 victories, an average of 30.3 per season. The following is a look at Duke compared with several prominent programs during that 15-year period.

Team	Overall Victories	20-Win Seasons	30-Win Seasons	Regular Season League Titles	League Tmt. Titles	NCAA Titles	Ntl. Players of the Year	Final AP No. 1 Ranking	Final Fours	Consensus First Team All-Americans	Academic All-Americans	Top 10 Final RPI	NBA Lotto Picks
►Duke	454	6	9	7	10	2	6 <sup>1</sup>	6 <sup>2</sup>	4	9 <sup>3</sup>	6	15	12
Kansas	440	7	8	11	7	1	4	--	4	7	3	9	12
Kentucky	405	10	4	9	7	2	1	2	3	2	--	10	8
Gonzaga	396	15	--	12	10	--	1	--	--	2	1	2	1
North Carolina	390	9	6	7	3	2	2	2	5	5	2	9	10
Syracuse	388	12	3	4	2	1	--	--	1	2	1	3	6
Connecticut	385	6	6	7	5	3	1	--	4	4	--	6	12
Michigan State	379	9	3	6	3	1	1	--	6	2	3	5	1
Florida	373	13	2	4	3	2	--	--	3	--	3	4	6
Memphis	367	11	4	6	5	--	--	--	1	1	--	4	4
Butler	361	11	2	9	6	--	--	--	2	--	8	1	1
Xavier	360	14	1	8	4	--	1	--	--	1	1	1	1
Texas	356	12	2	3	--	--	2	--	1	4	1	5	9
Ohio State	354	9	3	6	4	--	1	4	3	3	1	5	9
Wisconsin	352	11	2	3	2	--	--	--	1	1	--	1	1
Arizona	348	10	3	5	1	--	--	--	1	3	--	6	8
Illinois	347	12	1	5	2	--	--	1	1	1	--	2	2
Stanford	343	7	3	4	1	--	--	1	1	2	3	3	3
Pittsburgh	342	10	2	4	2	--	--	--	--	1	--	5	--
Cincinnati	340	10	1	6	3	--	1	--	--	2	--	3	3
Maryland	335	9	1	2	1	1	--	--	2	1	--	2	2
Louisville	334	7	3	1	3	--	--	1	2	--	--	3	2
Charleston	331	11	--	6	1	--	--	--	--	--	2	--	--
Oklahoma	331	9	2	1	3	--	1	--	1	1	1	3	3
Oklahoma State	330	11	1	1	2	--	--	--	1	--	--	2	1
UCLA	324	10	3	3	7	--	--	--	3	2	--	4	4
Temple	314	9	--	6	5	--	--	--	--	--	--	1	--
Tennessee	314	9	1	3	--	--	--	--	--	--	--	2	1
Tulsa	312	8	1	2	1	--	--	--	--	--	1	--	2
Notre Dame	309	10	--	1	--	--	--	--	--	2	4	2	1
Utah	299	7	1	6	3	--	1	--	1	2	2	--	3
West Virginia	297	7	1	--	1	--	--	--	1	--	6	1	3
N.C. State	284	8	--	--	--	--	--	--	--	--	--	--	--
Wake Forest	282	7	--	1	--	--	--	--	--	2	1	1	2
Indiana	279	9	--	1	--	--	--	--	1	1	--	1	2
Boston College	277	9	--	2	1	--	--	--	--	--	--	2	--
Fresno State	266	7	--	2	1	--	--	--	--	--	--	--	3
Florida State	265	6	--	--	1	--	--	--	--	--	--	--	1
Michigan	261	7	--	--	1	--	--	--	--	--	1	1	2
Georgia Tech	248	4	--	--	--	--	--	--	1	--	1	1	4
Virginia	245	3	--	1	--	--	--	--	--	--	--	--	--

<sup>1</sup> Duke's Elton Brand was the unanimous National Player of the Year in 1999. Shane Battier was the consensus National Player of the Year in 2001, but he shared the award with Blue Devil teammate Jason Williams (NABC). Duke was the first program in college history to have two National Player of the Year honorees from the same team in the same season. Williams was the consensus winner in 2002. J.J. Redick won or shared all of the major Player of the Year awards in 2006. Of a possible 71 National Player of the Year honors awarded by the Associated Press, U.S. Basketball Writers Association, Wooden Award, Naismith Award, Rupp Award and the National Association of Basketball Coaches, the past 13 seasons, Duke players have collected 28 of them. Duke has had four Player of the Year winners in the past 10 seasons.

<sup>2</sup> Duke finished number one in the final AP poll in four consecutive seasons from 1999-2002, becoming the first college program in history to accomplish that feat. Since the 1997-98 season, Duke has been ranked No. 1 in the nation in 56 of 225 polls (24.9 percent). Duke has reached No. 1 in nine of the past 13 seasons.

<sup>3</sup> Duke's nine consensus first team All-Americans from 1998-2011 are the most by any program in the nation. Elton Brand (1999), Chris Carrawell (2000), Shane Battier (2001), Jason Williams (2001, 2002), J.J. Redick (2005, 2006), Shelden Williams (2006) and Nolan Smith (2011) were the Blue Devils' first team All-America honorees during that time.



## 2012-13 SCHEDULE

Fri.	Oct. 19	Countdown to Craziness		8 p.m.
Sat.	Oct. 27	Western Washington (Exh.)		2 p.m.
Thu.	Nov. 1	Winston-Salem State (Exh.)		7 p.m.
Fri.	Nov. 9	Georgia State	ESPNU	7 p.m.
STATE FARM CHAMPIONS CLASSIC				
Tue.	Nov. 13	vs. Kentucky>	ESPN	9:30 p.m.
BATTLE 4 ATLANTIS				
Sun.	Nov. 18	Florida Gulf Coast	ESPNU	8 p.m.
Thu.	Nov. 22	vs. Minnesota+	AXS.tv	3:30 p.m.
Fri.	Nov. 23	vs. Memphis/VCU+	NBC Sports	7 p.m.
Sat.	Nov. 24	Championship Game+	NBC Sports	9:30 p.m.
ACC/BIG TEN CHALLENGE				
Wed.	Nov. 28	Ohio State	ESPN	9:30 p.m.
Sat.	Dec. 1	Delaware	RSN	2 p.m.
Sat.	Dec. 8	vs. Temple^	ESPN	3:15 p.m.
Wed.	Dec. 19	Cornell	ESPNU	7 p.m.
Thu.	Dec. 20	Elon	ESPNU	7 p.m.
Sat.	Dec. 29	Santa Clara	ESPN2	12 p.m.
Wed.	Jan. 2	vs. Davidson#	ESPN2	7 p.m.
Sat.	Jan. 5	Wake Forest*	ESPNU	12 p.m.
Tue.	Jan. 8	Clemson*	ESPNU	7 p.m.
Sat.	Jan. 12	at N.C. State*	ESPN	12 p.m.
Thu.	Jan. 17	Georgia Tech*	ESPN	9 p.m.
Wed.	Jan. 23	at Miami*	ESPN	7 p.m.
Sat.	Jan. 26	Maryland*	CBS	1 p.m.
Wed.	Jan. 30	at Wake Forest*	ACCN	8 p.m.
Sat.	Feb. 2	at Florida State*	ESPN	2 p.m.
Thu.	Feb. 7	N.C. State*	ACCN	9 p.m.
Sun.	Feb. 10	at Boston College*	ESPNU	6 p.m.
Wed.	Feb. 13	North Carolina*	ESPN/ACCN	9 p.m.
Sat.	Feb. 16	at Maryland*	ESPN	6 p.m.
Thu.	Feb. 21	at Virginia Tech*	ESPN2	9 p.m.
Sun.	Feb. 24	Boston College*	ACCN	2 p.m.
Thu.	Feb. 28	at Virginia*	ESPN	9 p.m.
Sat.	Mar. 2	Miami*	ESPN	6 p.m.
Tue.	Mar. 5	Virginia Tech*	ESPNU	7 p.m.
Sat.	Mar. 9	at North Carolina*	ESPN	9 p.m.
Thu.-Sun.	Mar. 14-17	at ACC Tournament\$	ESPN/ACCN	TBA

Home games in **bold**; \*-ACC game; >-Atlanta, Ga.; +-Nassau, Bahamas; ^-East Rutherford, N.J.;  
 #-Charlotte, N.C.; \$-Greensboro, N.C.; All dates and times (ET) subject to change.

# DUKE



/DukeAthletics

GoDUKE.COM



/Duke\_MBB