



2014-15 BASKETBALL

DUKE



QUINN
COOK



f /DUKEMBB

GODUKE.COM

@DUKE_MBB



The Coach K Era

by the numbers

- 983** - Career Coaching Wins (winningest coach in NCAA history)
- 910** - Total Victories at Duke (second in NCAA history for wins at one school)
- 526** - Weeks Ranked in the Top 25 (AP poll)
- 460** - Weeks Ranked in the Top 10 (AP poll)
- 417** - ACC Victories (second in league history)
- 200** - Consecutive Weeks Ranked in AP Poll (second-most all-time - 1997-2007)
- 109** - Weeks Ranked No. 1 in AP Poll (96 weeks atop the AP poll since 1990)
- 98** - Percent Graduation Rate (players who have completed four years of eligibility)
- 82** - NCAA Tournament Victories (first all-time)
- 42** - All-America Selections (28 different honorees)
- 30** - NCAA Tournament Appearances (19 straight NCAA bids)
- 28** - NBA First Round Draft Picks (most by any active coach)
- 18** - NBA Lottery Picks (most by any active coach)
- 13** - ACC Tournament Championships (most by any active coach)
- 13** - 30-Win Seasons (NCAA record for a coach)
- 12** - ACC Regular Season Championships (most by any active coach)
- 11** - Final Four Appearances (tied for second all-time)
- 10** - Consecutive Top-10 Finishes (second-longest streak of all-time - 1997-2006)
- 7** - National Players of the Year (nine honors - most by any coach in NCAA history)
- 6** - National Defensive Players of the Year (nine honors - most all-time)
- 5** - Gold Medals as Head Coach of the U.S. Men's Senior National Team
- 4** - National Championships
- 1** - Coach K

Directory**► 2014-15 Preview**

Directory / Credits	1
2014-15 Quick Facts	1
Directions to Cameron Indoor Stadium	2
Media Information	2-3
Duke Sports Information Directory	4
Local Media Outlets	4
Opponent SID Contacts	5
Duke Basketball Notebook	6-9
2014-15 Roster	10
Pronunciation Guide	10

► The Players

Quinn Cook	12-15
Sean Kelly	16
Amile Jefferson	17-19
Marshall Plumlee	20-22
Rasheed Sulaimon	23-25
Matt Jones	26-27
Sean Obi	28-29
Semi Ojeleye	30-31
Nick Pagliuca	32
Grayson Allen	33
Tyus Jones	34
Jahlil Okafor	35
Justise Winslow	36

► Staff

Mike Krzyzewski	38-49
Jeff Capel	50-51
Nate James	52-53
Jon Scheyer	54-55
Bradley / Cullen / King / Stephens/Rogers	56
Basketball Staff	57-58
Managers	58
Duke Basketball Legacy Fund	59-60
Duke Basketball Endowed Scholarships	61
Kevin White	62-63
Senior Administration	64

► 2013-14 In Review

2013-14 Review	66-68
2013-14 Individual Honors	67
2013-14 Results	69
2013-14 Statistics	70
2013-14 Box Scores	71-76
ACC Individual Stats	77
ACC Team Stats	78

► Tradition

The Duke Tradition	80
Individual Honors	81-84
NCAA Tournament Results	85-86
NCAA Tournament Breakdown	86
NCAA Tournament Records	87-88
1991 NCAA Champions	89
1992 NCAA Champions	90
2001 NCAA Champions	91
2010 NCAA Champions	92
ACC Tournament Results	93-94
ACC Tournament Records	95-97
Duke In-Season Tournament Results	98-99
In the Polls	100-105
Retired Jerseys	106-112
All-Time Jersey Numbers	113
Lettermen	114-115
Duke in the NBA	116-118
International Hoops	119-120

► Records

Career Records	122-125
Season Records	126-128
Game Records	129-130
Freshman Season Records	131-132
Freshman Game Records	133-134
Team Records - Season	135-136
Team Records - Game	137-138
Cameron Indoor Records	139-142
100-Point Games	143-144
Overtime Games	145
Opponent Records	146
Yearly Statistics	147-154
Annual Statistical Leaders	155-158
Coaching Records	159
All-Time Player Career Statistics	160-165
1,000-Point Scorers	166-168

► Results

Year-by-Year Record	170-171
All-Time Results	172-183
Series Results	184-192
Duke vs. ACC	192
Duke vs. Conferences	193
Duke Dominance - 1998-present	194

Duke Quick Facts

Location	Durham, N.C.
Founded	1838 as Trinity College
Enrollment	6,495
Nickname	Blue Devils
Colors	Duke Blue & White
Conference	Atlantic Coast (ACC)
Arena	Cameron Indoor Stadium
Court	Coach K Court
Arena Capacity	9,314
President	Dr. Richard H. Brodhead (Yale, '68)
Vice President/Director of Athletics	Kevin White (St. Joseph's College, '72)

Basketball Staff

Head Coach	Mike Krzyzewski (Army, '69)
Overall Record	983-306 (39 years)
Duke Record	910-247 (34 years)
Associate Head Coach	Jeff Capel (Duke, '97)
Assistant Coach	Nate James (Duke, '01)
Assistant Coach	Jon Scheyer (Duke, '10)
Director of Operations	David Bradley (Duke, '04)
Campus Relations Director	Kenny King (Duke, '00)
Strength Coach	Will Stephens (NC Central, '87)
Director of Technology	Kevin Cullen (Duke, '07)
Athletic Trainer	Jose Fonseca (Penn State, '97)
Executive Asst. to Mike Krzyzewski	Gerry Brown
Administrative Assistant	Laura Ann Howard
Basketball Office Phone	(919) 613-7500

Team Information

2013-14 Overall Record	26-9
2013-14 ACC Record	13-5 (3rd)
Final Regular Season National Ranking (AP)	8
Lettermen Returning	7
	Quinn Cook, Amile Jefferson, Matt Jones, Semi Ojeleye, Nick Pagliuca, Marshall Plumlee, Rasheed Sulaimon
Lettermen Lost	6
	Andre Dawkins, Josh Hairston, Rodney Hood, Jabari Parker, Tyler Thornton, Todd Zafirovski
Starters Returning	2
	Quinn Cook, Amile Jefferson
Starters Lost	3
	Rodney Hood, Jabari Parker, Tyler Thornton
Newcomers	6
	Grayson Allen, Tyus Jones, Sean Kelly, Sean Obi, Jahlil Okafor, Justise Winslow

Program History

First Year	1905-06
All-Time Record	2,027-849
NCAA Championships	4 (last 2010)
ACC Championships	19 (last 2011)
NCAA Tournament Appearances	38 (last 2014)
NIT Appearances	4 (last 1981)

Duke Basketball Media Guide Credits

The 2014-15 Duke Men's Basketball Media Guide is a publication of the Duke University Sports Information Department.

Managing Editor

Matt Plizga

Associate Editors

Brad Amersbach, Ashley Wolf

Assistant Editors

Jean Brooks, Cory Foote, Leslie Gaber and Meredith Rieder

Contributors

David Bradley, Coach K's Little Blue Book by Barry Jacobs, Art Chase, Mike Cragg, Rachel Curtis, Bob Harris, Barry Jacobs, Jon Jackson, Kenny King, Mickie Krzyzewski, Johnny Moore, Brian Morrison, John Roth, Curtis Snyder and Mike Sobb

Photography

Jon Gardiner, Duke Photography

Printing

Telepathic Graphics; Raleigh, N.C.

Media Information

Press Credentials

- Media representatives should direct all requests to **Matt Plizga**, Associate Sports Information Director.
- Due to the limited number of seats available on press row, priority is given to daily newspapers, major magazines and electronic media in the geographic areas of the competing teams. Internet sites, other than the official sites of the two participating teams, requesting credentials should contact the Duke Sports Information Department regarding its policy.
- Duke reserves the right to refuse any credential request deemed not to be in the best interest of the University.

Photo Credentials

- Due to limited space on the baseline and the inability to create a double row for photographers, virtually no freelance photographers are allowed to shoot during the season.
- There are permanent strobe lights in Cameron Indoor Stadium, thus installation by any other media agency is very limited.

Radio Credentials

- Passes for non-broadcasting radio stations will be allotted on a first-come, first-serve basis and will be limited to stations with full-time sports directors.
- If a radio network is requesting a stringer to cover the game, the request needs to be made by the network, not the individual.
- Radio spotters and statisticians are available for a fee, but the Duke Sports Information Department must be notified at least 10 days in advance.
- Radio stringers who are requesting live, cell phone interviews following a game need to contact **Matt Plizga**, Associate Sports Information Director. These requests will be handled if a player has completed interviews in the open locker room with the media in attendance. If a radio stringer goes directly to a player or a coach, he or she may be asked to leave the locker room area.

Parking

- Media parking at Cameron Indoor Stadium is available on a limited basis. Requests for parking should be made well in advance of game day.
- The media parking lot is located in the Blue Zone off Wanamaker Drive. Visiting media should access the media parking lot off Duke University Road and proceed to the Blue Zone lots located closest to the East Gate of Wallace Wade Stadium.

Media Will Call / Media Entrance

- The media will call / media entrance is located on the North side of Cameron Indoor Stadium (Kryzewskiville / Morton Plaza). All media should enter the building at the media entrance.
- Media will call opens two hours prior to the scheduled tip-off time.

Locker Room Policy

- The Duke locker room operates under an equal access policy designed for easy coverage of the basketball program.
- For both home and road games, the Duke locker room will be open to working media after an approximate 10-minute "cooling off" period. At least one full-time staff member of the Duke Sports Information Department will be present at all times to help with any requests.
- **Mike Kryzewski** will address the media following each game at a specified location. At home, the postgame press conference will take place in the Bill Brill Media Room located in the northeast corner of Cameron Indoor Stadium.
- Still photography is not permitted in the Duke locker room unless approved in advance by **Matt Plizga**, Associate Sports Information Director.

Interview Procedures

- **Student-Athletes** - All interviews with Duke basketball student-athletes must be arranged through the Sports Information Office. Please contact **Matt Plizga**, Associate Sports Information Director, for Blue Devil player requests.
- Interview requests must be made at least one day in advance.
- There will be no interviews on the day of a game. There are no exceptions to this rule for any purpose, including national television broadcasts.
- **Coaches** - All interviews with Duke head coach **Mike Kryzewski** can be arranged through **Jon Jackson**, Senior Associate AD/External Affairs, or **Matt Plizga**, Associate Sports Information Director. However, it is strongly recommended that media utilize the Atlantic Coast Conference's weekly teleconference.
- Requests for interviews with assistant coaches or basketball staff also should be arranged through Plizga.

Practice Coverage

- Most Duke practices are closed to all outside parties. Media members can contact **Matt Plizga**, Associate Sports Information Director, about attending a specific practice session.

Media Releases / Game Notes

- General Duke Basketball releases as well as game notes packages will be emailed to a media distribution list and posted to GoDuke.com, the official website for Duke Athletics.
- To join the distribution list, send an email to **Matt Plizga** at plizga@duaa.duke.edu or call (919) 668-1712.
- Game notes packages will be available at least one day prior to each game and in many instances, much earlier.

Radio Information

- The radio broadcast booths are located on the east side of the stadium and are suspended from the ceiling.
- Access to the booths is through section six off the upper concourse.
- Three phone lines, an ISDN line, and a dry pair to the press interview area are accessible to the visiting radio network as designated by that school's sports information office.
- Verification of your network or the need for additional lines must be ordered directly from Associate Director of Game Operations **Brandon Neff** at (919) 668-5856.
- Space is guaranteed for only one broadcast crew from a visiting school. Student stations will generally not be permitted to broadcast due to space limitations. Requests for additional broadcast crews need to be made through the visiting SID office.

Telephones

- Courtesy telephones are available only for media use in the Bill Brill Media Room located in the northeast corner of Cameron Indoor Stadium during all Blue Devil home basketball games.
- There are also both ethernet and wireless connections available for writers and photographers at each home game.
- Courtside phones are available on an extremely limited basis due to line restrictions and safety. Please contact **Matt Plizga** prior to ordering any phone lines from the Duke OIT.
- The main press row phone number at Cameron Indoor Stadium is (919) 684-6186.

NBA Scouts

- NBA scouts may request tickets to Duke home basketball games. Requests for tickets should be made in advance via email on team letterhead and directed to **Matt Plizga**.
- Scouts will be charged for the tickets. Since seating is very limited in Cameron Indoor Stadium, these requests are handled on a first-come, first-serve basis.
- Only one representative per team will be permitted because of space limitations.
- Parking accommodations are available on request. NBA scouts will be directed to Blue Zone along with credentialed media.
- Tickets will be left at **MEDIA WILL CALL** on the north side of Cameron Indoor Stadium unless the team and the Duke Sports Information Office make other arrangements.

Directions to Cameron Indoor Stadium

From Raleigh/Durham Airport

Via I-40 West
Exit Highway 147 (Durham Expressway)
Exit Chapel Hill Street (approx. 10 miles)
Right at light on Chapel Hill Street
Proceed to dead end - turn right on Highway 751
Right on Science Drive
Right on Whitford Drive
Cameron on left

From I-85 North

Exit 170 - Highway 751
Right at first light
Go to fourth light (approx. three miles)
Left on Science Drive
Right on Whitford Drive
Cameron on left

From I-85 South

Exit 15-501 Bypass South
On 15-501, Exit Highway 751
Left at light
Go to third light (approx. one mile)
Left on Science Drive
Right on Whitford Drive
Cameron on left

Media Information

Duke Basketball on Social Media

- The official Twitter account of the Duke Basketball team is [@Duke_MBB](#).
- The official Instagram account of the Duke Basketball team is [@Duke_MBB](#).
- The official Facebook page of the Duke Basketball team is [/dukembb](#).

GoDuke.com

- Duke fans and media can access unparalleled coverage of the Blue Devils men's basketball team, as well as Duke's other 25 varsity sports, online at GoDuke.com, the official website of Duke Athletics.
- Powered by NeuLion, Duke fans also get access to the latest media notes, player biographies and breaking news related to the men's basketball team.
- A subscription to Duke Inside Access includes daily audio updates from **Mike Krzyzewski**, video highlights, including full game replays and condensed games, access to the Blue Devil IMG Sports Network's live broadcast of games, live press conference coverage, postgame locker room access, video features and much more.
- GoDuke.com content is also available through apps built for the iPhone, iPad and android devices.
- The website also features an auction website where fans can bid on Duke basketball tickets and memorabilia, and a DVD Store outfitted with over 200 Duke games and the 100 Years of Duke Basketball DVD.
- One of the first ".com" websites for college athletics in the country, GoDuke.com continues to seek out and implement the newest available technology in the web and mobile spaces.

Duke Basketball Statistics Database

- The most extensive collegiate statistical database in the country, the Duke Basketball Database includes biographical information on every Duke player and the result of every game in Duke history, dating back to 1905-06.
- Powered by StatsGeek, the database includes every box score since the late 1930s, season and career stats for every player, team results and in-depth stat analysis, plus much more.

GoDuke The Magazine

- GoDuke The Magazine continues to provide Blue Devil fans with features, columns and in-depth coverage of Duke athletics.
- After 18 years of covering Duke athletics in newspaper format, Blue Devil Weekly evolved into a monthly magazine in 2009-10.
- Featuring many of the staff members who produced BDW, including publisher **Johnny Moore**, editor **John Roth** and several prominent columnists, GoDuke The Magazine is published 11 months out of the year and is a Blue Devil IMG Sports Network production.

Duke Coaches Corner

- The Duke Coaches Corner features **Mike Krzyzewski** and **Bob Harris** bringing Duke fans a daily five-minute update on Duke basketball. The program can be heard daily on GoDuke.com and in the Durham-Raleigh area on 620 AM WDNC.

ACC Coaches Teleconference

- The 15 ACC head basketball coaches will be featured on 10 teleconferences during the 2014-15 season. Each coach will have 10 minutes to make an opening statement and answer questions. There will be an instant replay of each teleconference on the conference's website [www.TheACC.com](#) each Monday afternoon.
- Because this service is for the media only, the phone number can only be given out by the Duke Sports Information Department at (919) 684-2633 or the ACC office at (336) 851-6062.
- The weekly ACC Coaches Teleconference begins Monday, January 5, 2015 and continues through Monday, March 2, 2015. Coaches that have a Monday night game will not take part during that day's teleconference.

Date	Time
January 5	11:30 am
January 12	11:40 am
January 26	11:40 am
February 2	11:40 am
February 16	11:30 am
February 23	11:30 am
March 2	11:30 am

Inside Basketball With Duke's Coach K

- The popular weekly television show, "Inside Basketball with Duke's Coach K," is back for another successful season.
- The 30-minute, action-packed program features **Mike Krzyzewski** and his expert analysis of the ACC and national basketball issues. It also has Duke highlights and informative player features.
- A production by IMG College, the show airs locally on WTVD-TV on Sundays at noon, and Saturday mornings in the state of North Carolina and the Southeast on Fox Sports Net South.

Basketball and Beyond with Coach K

- **Mike Krzyzewski** hosts his own Sirius XM Satellite Radio program. Now in its 10th season, "Basketball and Beyond with Coach K" offers a mix of topical issues, such as the state of college basketball, interviews with special guests, including business leaders, entertainers, media members, coaches and athletes, and Krzyzewski's personal perspective on principles for life on and off the court.
- Coach K and his co-host, sportscaster **Dave Sims**, can be heard on the hour-long program each week during basketball season.

Duke Basketball Radio Show

- Hosted by the Washington Duke Inn & Golf Club, the Duke Basketball Radio Show featuring **Jeff Capel** and **Art Chase** returns for its fifth year.
- The show begins in December and airs live on WDNC 620 The Buzz. Check GoDuke.com for day and time changes dictated by Duke's game schedule.
- Fans are invited to join Coach Capel on location in the Bull Durham Bar at the Washington Duke Inn.
- The show is a production of the Blue Devil Sports Network from IMG College.

Blue Devil IMG Sports Network

- A state-wide radio audience follows all the action of Duke men's basketball on the Blue Devil IMG Sports Network. The network provides in-depth pregame coverage, live play-by-play of all the action and postgame interviews straight from the locker room via satellite each game.
- Each game broadcast begins with the one-hour Tipoff Show and concludes with the Locker Room Report, featuring Coach K and Blue Devil players.
- North Carolina Sports Hall of Fame broadcaster **Bob Harris**, now in his 39th season as the voice of the Blue Devils, calls all the action for Duke fans each game. **John Roth** handles color commentary, while **John Rose** makes it all sound great as on-site network engineer.

Network Directory

Address	Blue Devil IMG Sports Network 3100 Tower Blvd., Suite 404 Durham, N.C. 27707
Phone	919-286-1498
Website	imgcollege.com
Twitter	@DukeRadio
President	Johnny Moore
General Manager	Patrick Strecko
Associate General Manager	Lane Cody
Account Executive	Matt Lawson
Partner Services Coordinator	Ian Haynes

Network Affiliates

Durham	620 AM (WDNC)
Durham	102.9 FM (WKIX)
Aberdeen	990 AM (WEEB)
Albemarle	1580 AM (WZKY)
Asheboro	98.3 FM (WIST)
Burlington	1150 AM (WBAG)
Canton	920 AM (WPTL)
Charlotte	104.3 FM (WHVN)
Charlotte	1240 AM (WHVN)
Cherryville	1590 AM (WCSL)
Concord	1240 AM (WHVN)
Elizabeth City	103.7 FM (WTIB)
Fayetteville	104.5 FM (WCCG)
Gastonia	1240 AM (WHVN)
Greensboro	98.3 FM (WIST)
Greenville	103.7 FM (WTIB)
High Point	98.3 FM (WIST)
Kannapolis	1240 AM (WHVN)
Kernersville	98.3 FM (WKRX)
Kinston	103.7 FM (WTIB)
Lexington	98.3 FM (WIST)
Lincolnton	1050 AM (WLON)
Lumberton	104.5 FM (WCCG)
Monroe	1240 AM (WHVN)
New Bern	103.7 FM (WTIB)
Raleigh	620 AM (WDNC)
Raleigh	102.9 FM (WKIX)
Rocky Mount	103.7 FM (WTIB)
Roxboro	96.7 FM (WKRX)
Salisbury	1490 AM (WSTP)
Shelby	1390 AM (WOHS)
Southern Pines	990 AM (WEEB)
Thomasville	98.3 FM (WIST)
Wilmington	980 AM (WAAV)
Wilson	103.7 FM (WTIB)
Winston-Salem	98.3 FM (WIST)

Home games also can be heard on XM Radio

Duke Sports Information Directory

INFORMATION

Room 115
Cameron Indoor Stadium
Durham, N.C. 27708
Phone: 919-684-2633
Fax: 919-684-2489
Cameron Indoor Stadium Press Row Phone: 919-684-6186

Art Chase Assistant Director of Athletics / External Affairs
Sport Responsibilities: Football
Alma Mater: Guilford, 1991
Joined Duke SID: August, 2000
Office: 919-684-2614 **Cell:** 919-599-9820
Email: chasea@duaa.duke.edu

Lindy Brown Associate Sports Information Director
Sport Responsibilities:
Women's Basketball, Women's Golf, Women's Soccer
Alma Mater: Western Carolina, 1996
Joined Duke SID: November, 1999
Office: 919-684-2664 **Cell:** 919-599-9821
Email: lbrown@duaa.duke.edu

Matt Plizga Associate Sports Information Director
Sport Responsibilities: Men's Basketball, Men's Golf
Alma Mater: Penn State Erie - The Behrend College, 1999
Joined Duke SID: July, 2001
Office: 919-668-1712 **Cell:** 919-812-0882
Email: plizga@duaa.duke.edu

Sarah Fetters Assistant Sports Information Director
Sport Responsibilities: Football², Rowing, Men's Tennis
Alma Mater: Wittenberg, 2008
Joined Duke SID: August, 2014
Office: 919-684-8708 **Cell:** 984-209-9104
Email: sfetters@duaa.duke.edu

Meredith Rieder Assistant Sports Information Director
Sport Responsibilities:
Men's Lacrosse, Men's Soccer, Wrestling
Alma Mater: Denison, 2002
Joined Duke SID: August, 2008
Office: 919-684-3328 **Cell:** 919-812-6741
Email: mrieder@duaa.duke.edu

Ashley Wolf Assistant Sports Information Director
Sport Responsibilities: Volleyball, Baseball
Alma Mater: Cornell, 2008
Joined Duke SID: August, 2009
Office: 919-668-5739 **Cell:** 603-325-2225
Email: awolf@duaa.duke.edu

Leslie Gaber Assistant Sports Information Director
Sport Responsibilities: Swimming & Diving, Field Hockey, Women's Lacrosse, Women's Basketball²
Alma Mater: DePauw, 2011
Joined Duke SID: July, 2011
Office: 919-668-7938 **Cell:** 614-519-9872
Email: lgaber@duaa.duke.edu

Bradley Amersbach Assistant Sports Information Director
Sport Responsibilities:
Men's Basketball², Cross Country, Women's Tennis
Alma Mater: Millersville, 2008
Joined Duke SID: July, 2013
Office: 919-684-2668 **Cell:** 484-948-8528
Email: bamersbach@duaa.duke.edu

Cory Foote Sports Information Staff Assistant
Sport Responsibilities: Track & Field, Fencing
Alma Mater: Nebraska-Kearney, 2014
Joined Duke SID: August, 2014
Office: 919-684-2663 **Cell:** 402-518-0886
Email: cfoote@duaa.duke.edu

Local Media Outlets

Newspapers	Main Beat Writers	Phone	Website
Durham Herald-Sun	Steve Wiseman	(919) 419-6673	www.herald-sun.com
Raleigh News & Observer	Laura Keeley	(724) 816-7401	www.newsobserver.com
Fayetteville Observer	Brett Strelow, Stephen Schramm	(910) 486-3530	www.fayobserver.com
Burlington Times-News	Bob Sutton	(800) 488-0085	www.thetimesnews.com
Greensboro News & Record	Ed Hardin	(336) 373-7062	www.news-record.com
Winston-Salem Journal	Dan Collins	(336) 727-7321	www.journalnow.com
Wilmington Star News	Dan Spears	(910) 343-2034	www.starnewsonline.com
South Boston News & Record	Tucker McLaughlin	(434) 572-2928	www.sovanow.com
Chapel Hill News	Elliott Warnock	(919) 932-8743	www.chapelhillnews.com
Charlotte Observer	Ron Green, Jr.	(704) 358-5125	www.charlotte.com/observer
Henderson Daily Dispatch	John Holt	(252) 436-2840	www.hendersondailydispatch.com
Rocky Mount Telegram	Ben Jones	(252) 446-5161	www.rockymounttelegram.com
Goldsboro News-Argus	Rudy Coggins, Rob Craig	(919) 739-7842	www.newsargus.com
High Point Enterprise	Benny Phillips	(800) 933-5760	www.hpe.com
Lexington Dispatch	Mike Duprez	(336) 249-3981	www.the-dispatch.com
Salisbury Post	Ronnie Gallagher	(704) 797-4287	www.salisburypost.com
Wilson Daily Times	Paul Durham	(800) 849-8811	www.wilsondaily.com
Asheboro Courier-Tribune	Dennis Garcia	(800) 967-1838	www.courier-tribune.com
Dunn Daily Record	Patrick Love	(910) 891-1234	www.dunndailyrecord.com

Wire Service			
Associated Press	Aaron Beard, Joedy McCreary	(919) 510-8937	

Campus Related Newspapers			
Duke Chronicle	Nick Martin	(919) 684-2663	www.dukechronicle.edu
GoDuke - The Magazine	John Roth	(919) 286-1498	

Radio Stations	Station Director	Phone	Website
WDNC Radio (620 AM)	Dennis Glasgow	(919) 875-9100	www.espntriangle.com
WCMC Radio (99.9 FM)	Dennis Glasgow	(919) 890-6299	www.espntriangle.com

Television Stations			
News 14 Carolina	Jim Connors	(919) 882-4230	www.news14.com
WNCN-TV (NBC 17)	Penn Holderness	(919) 835-6339	www.nbc17.com
WRAL-TV (CBS 5)	Jeff Gravely	(919) 821-8595	www.wral.com
WRAZ-TV (Fox 50)	Jeff Gravely	(919) 821-8600	www.fox50.com
WTVD-TV (ABC 11)	Mark Armstrong	(919) 687-2324	www.ABC11.com

Opponent Sports Information Directory

Army

Basketball Contact: Mark Mohrman
 E-mail: mark.mohrman@usma.edu
 Office Phone: (845) 938-6929
 Cell Phone: (845) 905-6580
 Website: GoArmySports.com
 Twitter: @Army_MBB

Boston College

Basketball Contact: Matthew Lynch
 E-mail: lynchfz@bc.edu
 Office Phone: (617) 552-2193
 Cell Phone: (857) 233-3272
 Website: www.bceagles.com
 Twitter: @BCHoopNews

Clemson

Basketball Contact: Philip Sikes
 E-mail: philips@clemson.edu
 Office Phone: (864) 656-1985
 Cell Phone: (864) 525-4889
 Website: www.clemsontigers.com
 Twitter: @ClemsonMBB

Connecticut

Basketball Contact: Phil Chardis
 E-mail: phil.chardis@uconn.edu
 Office Phone: (860) 486-3531
 Cell Phone: (860) 771-3314
 Website: www.uconnhuskies.com
 Twitter: @UConnMBB

Elon

Basketball Contact: Dan Wyar
 E-mail: dwyar@elon.edu
 Office Phone: (336) 278-6634
 Cell Phone: (444) 666-2129
 Website: www.elonphoenix.com
 Twitter: @ElonMensHoops

Fairfield

Basketball Contact: Jack Jones
 E-mail: jjones@fairfield.edu
 Office Phone: (203) 254-4116
 Cell Phone: (203) 650-5907
 Website: www.FairfieldStags.com
 Twitter: @StagsMensBball

Florida State

Basketball Contact: Chuck Walsh
 E-mail: cwalsh@fsu.edu
 Office Phone: (850) 644-1077
 Cell Phone: (850) 694-2540
 Website: www.seminoles.com
 Twitter: @FSU_MBBasketball

Furman

Basketball Contact: Jordan Caskey
 E-mail: Jordan.Caskey@furman.edu
 Office Phone: (864) 294-3065
 Cell Phone: (864) 567-1654
 Website: www.FurmanPaladins.com
 Twitter: @FurmanHoops

Georgia Tech

Basketball Contact: Mike Stamus
 E-mail: mstamus@athletics.gatech.edu
 Office Phone: (404) 894-5445
 Cell Phone: (404) 218-9723
 Website: www.ramblinwreck.com
 Twitter: @GTMBK

Louisville

Basketball Contact: Kenny Klein
 E-mail: kenny@gocards.com
 Office Phone: (502) 852-0112
 Cell Phone: (502) 852-6581
 Website: www.GoCards.com
 Twitter: @GoCards

Miami (Fla.)

Basketball Contact: Amy LaBrie
 E-mail: a.woodruff@miami.edu
 Office Phone: (305) 284-3241
 Cell Phone: (813) 410-1194
 Website: www.hurricanesports.com
 Twitter: @caneshoops

Michigan State

Basketball Contact: Matt Larson
 E-mail: larson@ath.msu.edu
 Office Phone: (517) 355-2271
 Cell Phone: (517) 699-2200
 Website: www.msuspartans.com
 Twitter: @MSU_Basketball

North Carolina

Basketball Contact: Steve Kirschner
 E-mail: stevekirschner@unc.edu
 Office Phone: (919) 962-7258
 Cell Phone: (919) 475-2695
 Website: www.GoHeels.com
 Twitter: @UNC_Basketball

North Carolina State

Basketball Contact: Josh Rattray
 E-mail: josh_rattray@ncsu.edu
 Office Phone: (919) 515-1182
 Cell Phone: (919) 605-2445
 Website: www.gopack.com
 Twitter: @PackMensBball

Notre Dame

Basketball Contact: Bernadette Cafarelli
 E-mail: cafarelli.1@nd.edu
 Office Phone: (574) 631-8458
 Cell Phone: (574) 532-0249
 Website: www.und.com
 Twitter: @NDmbb

Pittsburgh

Basketball Contact: Greg Hotchkiss
 E-mail: ghotchkiss@athletics.pitt.edu
 Office Phone: (412) 648-8240
 Cell Phone: (412) 491-5296
 Website: www.pittsburghpanthers.com
 Twitter: @HailToPittHoops

Presbyterian

Basketball Contact: Simon Whitaker
 E-mail: swhitaker@presby.edu
 Office Phone: (864) 833-8252
 Cell Phone: (843) 475-1129
 Website: www.gobluehose.com
 Twitter: @BlueHoseSports

St. John's

Basketball Contact: TBD
 E-mail: TBD
 Office Phone: (718) 990-6897
 Cell Phone: TBD
 Website: www.RedStormSports.com
 Twitter: @StJohnsBball

Syracuse

Basketball Contact: Pete Moore
 E-mail: pimoore@syr.edu
 Office Phone: (315) 443-2608
 Cell Phone: (315) 952-5011
 Website: www.suathletics.com
 Twitter: @cuse

Temple

Basketball Contact: Larry Dougherty
 E-mail: larrydoc@temple.edu
 Office Phone: (215) 204-2588
 Cell Phone: (215) 651-1822
 Website: www.OwlSports.com
 Twitter: @TUMBBHoops

Toledo

Basketball Contact: Steve Easton
 E-mail: steven.easton@utoledo.edu
 Office Phone: (419) 530-4921
 Cell Phone: (419) 262-3953
 Website: www.utrocketts.com
 Twitter: @UTRocketHoops

Virginia

Basketball Contact: Erich Bacher
 E-mail: bacher@virginia.edu
 Office Phone: (434) 982-5530
 Cell Phone: (720) 318-5538
 Website: www.virginiasports.com
 Twitter: @UVAMensHoops

Virginia Tech

Basketball Contact: Bill Dyer
 E-mail: wdyer@vt.edu
 Office Phone: (540) 231-8852
 Cell Phone: (540) 998-5906
 Website: www.hokiesports.com
 Twitter: @VT_MBBall

Wake Forest

Basketball Contact: Scott Wortman
 E-mail: wortmasm@wfu.edu
 Office Phone: (336) 758-6099
 Cell Phone: (419) 203-4229
 Website: www.wakeforestsports.com
 Twitter: @tiedyenation

Wisconsin

Basketball Contact: Patrick Herb
 E-mail: PAH@athletics.wisc.edu
 Office Phone: (608) 890-2477
 Cell Phone: (608) 957-2085
 Website: www.UWBadgers.com
 Twitter: @BadgerMBB

Wofford

Basketball Contact: Brent Williamson
 E-mail: williamsondb@wofford.edu
 Office Phone: (864) 597-4093
 Cell Phone: (864) 809-8900
 Website: www.woffordterriers.com
 Twitter: @WoffordTerriers

Atlantic Coast Conference

Basketball Contact: Brian Morrison
 E-mail: bmorrison@theacc.org
 Office Phone: (336) 851-6062
 Cell Phone: (336) 337-4896
 Website: www.theacc.com
 Twitter: @theACC

Duke Basketball Notebook

Blue Devils Return Seven Letterwinners

Duke returns seven letterwinners and three players with extensive starting experience. Senior **Quinn Cook** along with juniors **Amile Jefferson**, **Marshall Plumlee** and **Rasheed Sulaimon** give the Blue Devils four upperclassmen on the 13-man roster. Cook, Jefferson and Sulaimon have been regulars in the Duke starting lineup throughout the past two seasons, while Plumlee made a significant impact last season as a high-energy big man off the bench.

Also returning for the Blue Devils are sophomores **Matt Jones**, **Nick Pagliuca** and **Semi Ojeleye**.

As a unit, Duke returns 42.1 percent of its scoring (33.0 ppg.) and 46.7 percent of its rebounding (16.1 rpg.) from last season. Cook and Sulaimon combined to average 20.5 points per game with 108 three-point field goals, while Jefferson is one of the top returning rebounders in the ACC.

Duke Welcomes Top Rated Recruiting Class

Duke signed the nation's No. 1 recruiting class, bringing in four McDonald's All-Americans in **Grayson Allen**, **Tyus Jones**, **Jahlil Okafor** and **Justise Winslow**.

Allen is an explosive athlete with the ability to attack the rim as well as stretch defenses with deep shooting range. The Jacksonville, Fla., native earned fifth team All-America honors a year ago and was ranked inside the top 40 among his class by ESPN, Rivals, Scout and 247Sports.

Jones, a three-time gold medalist with USA Basketball, is a balanced point guard with the ability to impact the game as a scorer or facilitator. He was tabbed as a consensus top 10 recruit and helped lead Team USA to a gold medal at the 2014 FIBA Americas U18 Championship.

Okafor, the consensus No. 1 player in the 2014 recruiting class, uses his terrific footwork and excellent hands to control the paint. The Chicago native has excelled in international play, earning MVP honors at the 2012 FIBA U17 World Championship and being named to the 2013 FIBA U19 World Championship all-tournament team. Okafor also guided Whitney Young to a state title as a senior.

Winslow, also a three-time gold medalist with USA Basketball, is the consummate two-way player with the ability to impact the game in a variety of ways. He led his high school team to three conference titles and concluded his high school career with 3,208 points and 1,708 rebounds.

Obi & Kelly Round Out the Roster

The Blue Devils also welcome transfer **Sean Obi** and senior walk-on **Sean Kelly** to the team for the 2014-15 season. Obi joined the Duke program after leading Conference USA in rebounding as a freshman at Rice, while Kelly has been a student manager with the program for the past three seasons.

Obi averaged 11.4 points and 9.3 rebounds per game, while earning Conference USA All-Freshman Team honors last season.

Cook to Lead Talented Backcourt


Senior **Quinn Cook** leads a Duke backcourt that possesses the talent to be among the best in the ACC this season. Cook and junior **Rasheed Sulaimon**, the upperclassmen in the backcourt, mix with the trio of sophomore **Matt Jones** and freshmen **Grayson Allen** and **Tyus Jones**, who are poised to make immediate impacts as well.

Cook, a third team All-ACC pick in 2013, averaged 11.6 points, 2.2 rebounds and 4.4 assists while starting 22 games a year ago. He also led the Blue Devils in steals (47), while finishing second with 65 three-point field goals. The Washington, D.C., native has done a tremendous job throughout offseason workouts and is poised to return to All-ACC form in 2014-15.

After an uneven sophomore season in which he averaged 9.9 points and 2.4 rebounds per game, Sulaimon is primed to be a more consistent threat for the Blue Devils this season. Sulaimon has shown the ability to be an elite scorer as well as a disruptive defender over the past two years. Improved confidence and a more balanced approach to the game will help him thrive as a junior.

Matt Jones gained the trust of the coaching staff a year ago with terrific effort on both ends of the floor. He averaged 1.8 points per game, while playing in 32 contests with four starts. After struggling from the field as a freshman, Jones has refined his shooting stroke and regained the confidence that made him one of the top shooters in the 2013 recruiting class.

2014-15 Duke Blue Devils



Front Row (L-R) – Grayson Allen, Sean Kelly, Matt Jones, Quinn Cook, Rasheed Sulaimon, Tyus Jones, Nick Pagliuca. **Second Row (L-R)** – Assistant coach Nate James, assistant coach Jon Scheyer, Justise Winslow, Amile Jefferson, Marshall Plumlee, Jahlil Okafor, Semi Ojeleye, Sean Obi, associate head coach Jeff Capel, head coach Mike Krzyzewski. **Third Row (L-R)** – Senior manager Derek Rhodes, assistant director of athletic rehabilitation Nick Potter, trainer Jose Fonseca, director of basketball operations Dave Bradley, student life & campus relations coordinator Kenny King, senior manager Mike Sotsky.

Allen joins the Blue Devils with the reputation of being an elite athlete and outstanding long range shooter. He averaged 22.8 points, 6.7 rebounds, 4.2 assists and 1.7 steals per game as a senior in leading Providence School to the state semifinals.

Tyus Jones, the top-rated point guard in the 2014 class, has the ability to impact the game as a scorer or facilitator. A three-time Gatorade Minnesota Boys Basketball Player of the Year, Jones closed out his high school career with school records in points (2,909), assists (1,031) and steals (369). His advanced feel for the game should allow him to earn significant minutes for the Blue Devils and contend for Freshman All-America accolades.

Walk-ons **Nick Pagliuca** and **Sean Kelly** are also available to provide depth on the perimeter. Pagliuca, the brother of former Duke walk-on Joe Pagliuca and son of Boston Celtics co-owner Stephen Pagliuca, played in three games as a freshman. Kelly, the younger brother of former Duke standout Ryan Kelly, joins the team after serving as a manager for the past three seasons.

Ultra Athletic on the Wing

Duke will undoubtedly have two of the most athletic players in the ACC on the wing this season in sophomore **Semi Ojeleye** and freshman **Justise Winslow**.

Ojeleye, a 6-7, 230-pound forward, gained valuable experience while averaging 1.6 points per game in 17 contests as a freshman. He has an outstanding shooting stroke from three-point range and has steadily improved his ability to put the ball on the floor and finish at the rim. Ojeleye also has the strength and quickness to defend on the perimeter and in the post.

Winslow, a two-time Gatorade Texas Boys Basketball Player of the Year, averaged 27.5 points and 13.6 rebounds per game as a senior and was widely regarded as a top 20 player in the 2014 recruiting class. Winslow's versatility and toughness are expected to help him earn immediate playing time for the Blue Devils.

Big Man Rotation Expected to Control the Paint

Duke's post rotation for the 2014-15 season is expected to be among the best in recent history. The group of juniors **Amile Jefferson** and **Marshall Plumlee** along with highly-touted **Jahlil Okafor** give the Blue Devils an imposing and versatile trio on the interior.

Jefferson is a crafty player that uses his wiry frame to rebound outside of his area as well as create interior scoring angles. Last season, he averaged 6.5 points and 6.9 rebounds per game while shooting a team-high 64.4 percent from the field. Jefferson will be looked upon to provide leadership to a roster that features just four upperclassmen.

Plumlee, a 7-0, 260-pound center, is a high-energy player that has steadily improved throughout his career. He runs the floor extremely well and uses his size and athleticism to be a strong defender and rebounder. Plumlee averaged 1.3 points and 2.2 rebounds per game, while shooting 55.2 percent from the field a year ago and is poised to improve upon those numbers as a junior.

Okafor, the 2014 Morgan Wootten National High School Player of the Year, possesses the rare combination of size, strength and footwork that should allow him to contend for National Freshman of the Year honors. The Chicago native averaged 24.1 points and 11.3 rebounds as a senior at

Whitney Young, leading the team to a 28-5 record and a 4A state title. Okafor is widely regarded as one of the top young centers in the country.

Rice transfer **Sean Obi** will also prove to be a valuable practice player for the Blue Devils, while sitting out the 2014-15 campaign due to NCAA transfer rules.

More Coaching Shifts in Durham

For the second year in a row, Duke underwent some staff changes in the offseason when associate head coach **Steve Wojciechowski** accepted the head coaching job at Marquette. Head coach **Mike Krzyzewski** once again acted quickly, promoting **Jeff Capel** to associate head coach and moving 2010 Duke graduate **Jon Scheyer** up to assistant coach.

Scheyer joined the staff in 2013 as a special assistant after **Chris Collins** took over as head coach at Northwestern.

Duke will once again feature a staff makeup of three former captains in Capel, **Nate James** and Scheyer. Coach K has had three former Duke captains on his coaching staff every year since 1996-97.

Another Milestone for Cameron Indoor Stadium

Historic Cameron Indoor Stadium will celebrate the 75th anniversary of its opening during the 2014-15. The storied venue was christened on Jan. 6, 1940 with a 36-27 Duke win over Princeton.

Duke has gone on to compile an 817-153 (.842) record at Cameron Indoor Stadium with 18 undefeated seasons, including a 17-0 mark a year ago. The Blue Devils enter the 2014-15 season with an NCAA-best 33-game home win streak.



2015 NCAA Tournament Sites

First Four	March 17-18
University of Dayton Arena	Dayton, Ohio (Dayton)
Second/Third Rounds	March 19 & 21
Veterans Memorial Arena	Jacksonville, Fla. (Jacksonville)
KFC Yum! Center	Louisville, Ky. (Louisville)
Pittsburgh Consol Energy Center	Pittsburgh, Pa. (Duquesne)
Rose Garden	Portland, Ore. (Oregon)
	March 20 & 22
Time Warner Cable Arena	Charlotte, N.C. (Charlotte)
Nationwide Arena	Columbus, Ohio (Ohio State)
CenturyLink Center	Omaha, Neb. (Creighton)
Seattle Key Arena	Seattle, Wash. (Washington)
Regionals	March 26 & 28
Midwest:	Quicken Loans Arena Cleveland, Ohio (Cleveland State/MAC)
West:	Staples Center Los Angeles, Calif. (Pepperdine)
	March 27 & 29
South:	Reliant Stadium Houston, Texas (Rice/Houston)
East:	Carrier Dome Syracuse, N.Y. (Syracuse)
Final Four	April 4 & 6
	Lucas Oil Stadium Indianapolis, Ind. (Butler/Horizon League/IUPUI)

110th Season of Basketball

- Duke is entering its 110th season of basketball in 2014-15. The Blue Devils have compiled a 2,027-849 record to rank fourth all-time in victories.
- Only Kentucky (2,140), Kansas (2,126) and North Carolina (2,114) have more wins than Duke.

Sustained Success

- Duke has won 20 or more games 49 times in its 109 years of basketball. Including its 26-9 mark a year ago, Duke has won at least 20 games for 18 consecutive seasons.
- The Blue Devils have recorded 30 or more wins 13 times under Coach K, including four of the past five seasons.

Coach K Approaching Another Wins Milestone

- **Mike Krzyzewski** is rapidly approaching another historic feat as he enters the 2014-15 season 17 wins shy of becoming the first coach in college basketball history to record 1,000 career victories.
- Krzyzewski enters his 40th season as a head coach with a 983-306 record, including a 910-247 mark at Duke. Coach K has averaged 26.8 wins per season during his 34 seasons at Duke.
- Krzyzewski is also six ACC wins shy of passing Dean Smith for most league victories.

AP Poll Streak

- Entering the 2014-15 season, Duke has been ranked in the AP poll an NCAA-best 136 straight weeks. The last time Duke was not ranked in the top 25 of the AP Poll was the final poll of the 2006-07 season.
- Duke is the only school to finish in the top 10 of the AP Poll in each of the past seven seasons.

Consecutive AP Top 25 Rankings - Active

1. Duke	136
2. Kansas	103
3. Syracuse	95

Wins this Decade

- Duke has won 150 games this decade, tied for third-most in the NCAA behind only Kansas and Kentucky.
- Duke is 21-8 this decade against the top 20 teams in terms of wins.
- The Blue Devils are 29-14 against teams ranked in the top 25 of the AP Poll this decade.

Wins since start of 2009-10 Season (through 2013-14 season)

1. Kansas	156
2. Kentucky	152
3. Duke	150
Ohio State	150
Syracuse	150
6. Michigan State	142
7. Gonzaga	139
Louisville	139
9. Wichita State	138
Florida	138
11. San Diego State	137
12. VCU	135
13. New Mexico	134
14. Memphis	129
Murray State	129
Saint Mary's	129
17. BYU	127
Wisconsin	127
North Carolina	127
20. Butler	125

No Place Like Home

- Duke enters the 2014-15 season with an NCAA-best 33-game home win streak. Stephen F. Austin has also won 33 straight home tilts, while Florida has an active 32-game win streak at home.
- The Blue Devils went 17-0 at Cameron Indoor Stadium a year ago to cap off the 18th undefeated home season in school history.
- Duke's current home win streak is the fifth-longest in school history and the seventh-longest in ACC history. The Blue Devils own six of the 10 longest home win streaks in league history.
- The Blue Devils have won 25 of the 33 games during its home win streak by double-figures, including 15 games by 20 or more points.

Active Home Court Win Streaks - NCAA

Rk	Team	Streak
1.	Duke	33
	Stephen F. Austin	33
3.	Florida	32

Longest Home Court Win Streaks - Duke

Rk	Dates	Streak
1.	Jan. 13, 1997 - Feb. 9, 2000	46
2.	Feb. 22, 2009 - Jan. 19, 2012	45
3.	Nov. 25, 2002 - Feb. 26, 2004	41
4.	Nov. 14, 1990 - Jan. 17, 1993	36
5.	Nov. 9, 2012 - present	33
6.	Jan. 13, 1962 - Dec. 5, 1964	27

Longest Home Court Win Streaks - ACC

Rk	Team - Span	Streak
1.	Duke - 1997-2000	46
2.	Duke - 2009-12	45
3.	Duke - 2002-04	41
4.	NC State - 1972-75	38
5.	Duke - 1990-93	36
6.	Virginia - 1980-83	34
7.	Duke - 2012 - present	33
8.	Clemson - 1988-91	29
9.	Duke - 1962-64	27
10.	Maryland - 1979-81	26

Home Court Advantage

- Duke is 154-11 (.933) at Cameron Indoor Stadium over the last 10 seasons, the third-best home winning percentage in the NCAA over that span. Since 2004-05, the Blue Devils have four undefeated home seasons and have lost more than one game at Cameron Indoor Stadium just twice during that span.
- Duke is 80-3 at Cameron Indoor Stadium this decade (since the 2009-10 season), the best home winning percentage in the NCAA. The Blue Devils are undefeated at home in five of the past six seasons.

NCAA • Home Winning Percentage • Since 2004-05

School	W-L	Pct.
Kansas	168-9	.949
Gonzaga	137-8	.945
Duke	154-11	.933
Michigan State	148-16	.902
Memphis	163-18	.901
Wisconsin	152-19	.889
Florida	152-20	.884
North Carolina	142-20	.877
Kentucky	144-22	.868
Syracuse	160-27	.857
Pittsburgh	158-26	.859
Connecticut	145-27	.843
Oklahoma State	132-25	.841

NCAA • Home Winning Percentages • Since 2009-10

School	W-L	Pct.
Duke	80-3	.964
Kansas	85-4	.955
Kentucky	81-4	.953
Gonzaga	71-4	.947
Syracuse	84-8	.913
Memphis	80-9	.899
Florida	76-9	.894
Stephen F. Austin	66-8	.892
Michigan State	74-10	.881
Arizona	72-11	.868
Wisconsin	72-11	.868
North Carolina	71-12	.855
Oklahoma State	68-12	.850
Pittsburgh	78-16	.830

Krzyzewski on the Coaching Wins Charts

Career Wins

Coach	Wins
1. ^ Mike Krzyzewski	983
2. ^ Jim Boeheim	948
3. Bob Knight	902
4. Dean Smith	879
5. Adolph Rupp	876
6. Jim Calhoun	873
7. Jim Phelan	830
8. Eddie Sutton	804
9. Lefty Driesell	786
10. Lute Olson	780

Career Wins at One School

Coach, School	Wins
1. ^ Jim Boeheim, Syracuse	948
2. ^ Mike Krzyzewski, Duke	910
3. Dean Smith, North Carolina	879
4. Adolph Rupp, Kentucky	876
5. Jim Phelan, Mount St. Mary's	830
6. Ed Diddle, Western Kentucky	759
7. Ray Meyer, DePaul	724
8. Don Haskins, UTEP	719
9. Denny Crum, Louisville	675
10. Bob Knight, Indiana	662

Career ACC Wins (regular season & ACC Tournament)

Coach, Schools	Wins
1. Dean Smith, North Carolina	422
2. ^ Mike Krzyzewski, Duke	417
3. Gary Williams, Maryland	210
4. Frank McGuire, UNC & South Carolina	160
5. Bobby Cremins, Georgia Tech	149
6. ^ Roy Williams, North Carolina	143
7. Lefty Driesell, Maryland	139
8. Vic Bubas, Duke	128
9. Terry Holland, Virginia	126
10. Norm Sloan, NC State	117

NCAA Tournament Wins

Coach, Schools	Wins
1. ^ Mike Krzyzewski, Duke	82
2. Dean Smith, North Carolina	65
3. ^ Roy Williams, Kansas & North Carolina	63
4. ^ Jim Boeheim, Syracuse	53
5. Jim Calhoun, Northeastern & Connecticut	49
6. John Wooden, UCLA	47
7. Lute Olson, Iowa & Arizona	46
8. Bob Knight, Indiana & Texas Tech	45

^ - active coach; games through 2013-14 season

Selling Out

- Duke has sold out 372 consecutive games at Cameron Indoor Stadium. The last time Duke did not have a sellout at home was on Nov. 16, 1990, against Boston College.
- Last season, Duke's Feb. 1 road tilt with Syracuse set an NCAA on-campus attendance mark of 35,466 spectators.
- Duke also helped set an attendance record (12,944) at Pittsburgh's Petersen Events Center on Jan. 27, 2014.

Non-Conference Home Win Streak

- Duke has won an NCAA-best 109 consecutive non-conference home games. Duke's last home loss against a non-conference foe was an 83-82 decision against St. John's on Feb. 26, 2000.
- Duke has also won 101 straight games at Cameron Indoor Stadium against unranked non-conference opponents.

Three-Point Streak

- Duke has connected on at least one three-pointer in 872 consecutive games, the fourth-longest streak in the nation, entering the 2014-15 season.

Consecutive Games with a 3PT FG

Team	Games
UNLV	907
Vanderbilt	893
Kentucky	889
Duke	872
Western Kentucky	840

ACC Dominance

- Duke has dominated the ACC regular season like no other program since 1997. The Blue Devils have won 231 league games and eight regular season ACC championships in that span.
- The Blue Devils have won 10 or more regular season ACC contests in 17 of the past 18 seasons. Duke has at least 12 league wins 14 times in that span.
- Duke has also dominated ACC Tournament play with 10 tournament crowns in the past 17 seasons.

ACC Composite Standings - 1997-2014

Team	W	L	Pct.
Duke	231	61	.791
Syracuse	14	4	.778
North Carolina	196	96	.671
Pittsburgh	11	7	.611
Maryland	169	123	.579
Wake Forest	136	156	.466
Miami	74	90	.451
Virginia	130	162	.445
Florida State	129	163	.441
NC State	126	166	.432
Boston College	64	84	.432
Virginia Tech	67	97	.409
Clemson	118	174	.404
Georgia Tech	108	184	.370
Notre Dame	6	12	.333

ACC Tournament Records (1997-2014)

Team	W	L	Pct.
Duke	38	8	.826
Pittsburgh	2	1	.666
North Carolina	26	14	.650
NC State	24	18	.571
Miami	11	9	.550
Maryland	17	17	.500
Boston College	7	9	.438
Florida State	13	17	.433
Virginia Tech	6	10	.375
Georgia Tech	10	18	.357
Wake Forest	8	18	.308
Virginia	7	17	.292
Clemson	6	18	.250
Notre Dame	0	1	.000
Syracuse	0	1	.000

Tournament Victories Under Krzyzewski

- Duke has had a high level of success in tournaments under Coach K, winning 16 regular-season, 13 ACC and four NCAA Tournaments for a total of 33 tournament championships during his 34-year tenure.
- The Blue Devils own a 78-16 record in regular-season tournaments under Coach K with six in-season tournament titles in the last seven years.

Duke Tournament Records Under Krzyzewski

Tournament	W	L	Pct.	Titles
ACC Tournament	55	20	.733	13
NCAA Tournament	82	26	.759	4
In-Season Tournaments	78	16	.830	16
TOTAL	215	62	.776	33

Duke Player/Coach Favorites

Player	TV Show	Movie	Book	Player	Shoe	Pro Team
Grayson Allen	Prison Break	Space Jam	Bible	LeBron James	Kobes	Cleveland Cavaliers
Quinn Cook	Martin	Friday	Outsiders	Kobe Bryant	KD 6	Washington Redskins
Amile Jefferson	Game of Thrones	Fight Club	The Things They Carried	Kevin Garnett	Jordan 9	Philadelphia Eagles
Matt Jones	Fresh Prince of Bel Air	The Great Gatsby	The Great Gatsby	Michael Jordan	LeBron 10	Baltimore Ravens
Tyus Jones	Fresh Prince of Bel Air	Space Jam	Hoop Dreams	LeBron James	Jordan 11	Minnesota Vikings
Sean Kelly	Seinfeld	Remember the Titans	Where the Red Fern Grows	Ryan Kelly	Anything Nike	Chicago Cubs
Sean Obi	Breaking Bad	Coach Carter	Purple Hibiscus	LeBron James	Jordans	Boston Celtics
Semi Ojeleye	Fresh Prince of Bel Air	Saving Private Ryan	Hatchet	Kobe Bryant	LeBron 10	LA Lakers
Jahlil Okafor	Fresh Prince of Bel Air	The Lion King	Copper Sun	Shaquille O'Neal	Jordan retros	Chicago Bulls
Nick Pagliuca	Curb Your Enthusiasm	The Dark Knight	Enders Game	Larry Bird	Jordan 9	Boston Celtics
Marshall Plumlee	Archer	Watchmen	We Were Soldiers Once... and Young	David Robinson	LeBron 10	Indianapolis Colts
Rasheed Sulaimon	Martin	The Dark Knight Rises	The Art of War	Kobe Bryant	KDs	FC Barcelona
Justise Winslow	Entourage	Wolf of Wall Street	Invisible Man	James Harden	Converse low tops	Houston Texans
Jeff Capel	The Wire	The Godfather	The Autobiography of Malcolm X	Magic Johnson	Air Force 1s	LA Clippers
Nate James	Law & Order	The Shawshank Redemption	Think & Grow Rich	Michael Jordan	Jordans	Detroit Pistons
Jon Scheyer	Impractical Jokers	The Dark Knight	Lone Survivor	Kyle Singler	KDs	Chicago Bears

2014-15 Roster

Alphabetical

NO	NAME	POS	HT	WT	CL-EXP	HOMETOWN (HIGH SCHOOL)
3	Grayson Allen	G	6-4	195	FR-HS	Jacksonville, Fla. (Providence School)
2	Quinn Cook	G	6-2	185	SR-3L	Washington, D.C. (Oak Hill Academy [Va.])
21	Amile Jefferson	F	6-9	215	JR-2L	Philadelphia, Pa. (Friends Central School)
13	Matt Jones	G	6-5	210	SO-1L	DeSoto, Texas (DeSoto)
5	Tyus Jones	G	6-1	190	FR-HS	Apple Valley, Minn. (Apple Valley)
42	Sean Kelly	G	6-3	195	SR-HS	Raleigh, N.C. (Ravenscroft)
34	Sean Obi	F	6-9	270	SO-TR*	Kaduna, Nigeria (Greens Farms Academy)
30	Semi Ojeleye	F	6-8	230	SO-1L	Ottawa, Kan. (Ottawa)
15	Jahlil Okafor	C	6-11	270	FR-HS	Chicago, Ill. (Whitney Young)
45	Nick Pagliuca	G	6-3	195	SO-1L	Weston, Mass. (Milton Academy)
40	Marshall Plumlee	C	7-0	255	JR-3L	Warsaw, Ind. (Christ School [N.C.])
14	Rasheed Sulaimon	G	6-5	195	JR-2L	Houston, Texas (Strake Jesuit College Prep)
12	Justise Winslow	F	6-6	225	FR-HS	Houston, Texas (Saint John's)

Numerical

NO	NAME	POS	HT	WT	CL-EXP	HOMETOWN (HIGH SCHOOL)
2	Quinn Cook	G	6-2	185	SR-3L	Washington, D.C. (Oak Hill Academy [Va.])
3	Grayson Allen	G	6-4	195	FR-HS	Jacksonville, Fla. (Providence School)
5	Tyus Jones	G	6-1	190	FR-HS	Apple Valley, Minn. (Apple Valley)
12	Justise Winslow	F	6-6	225	FR-HS	Houston, Texas (Saint John's)
13	Matt Jones	G	6-5	210	SO-1L	DeSoto, Texas (DeSoto)
14	Rasheed Sulaimon	G	6-5	195	JR-2L	Houston, Texas (Strake Jesuit College Prep)
15	Jahlil Okafor	C	6-11	270	FR-HS	Chicago, Ill. (Whitney Young)
21	Amile Jefferson	F	6-9	215	JR-2L	Philadelphia, Pa. (Friends Central School)
30	Semi Ojeleye	F	6-8	230	SO-1L	Ottawa, Kan. (Ottawa)
34	Sean Obi	F	6-9	270	SO-TR*	Kaduna, Nigeria (Greens Farms Academy)
40	Marshall Plumlee	C	7-0	255	JR-3L	Warsaw, Ind. (Christ School [N.C.])
42	Sean Kelly	G	6-3	195	SR-HS	Raleigh, N.C. (Ravenscroft)
45	Nick Pagliuca	G	6-3	195	SO-1L	Weston, Mass. (Milton Academy)

* Transferred from Rice prior to the 2014-15 season

Duke Staff

Head Coach: Mike Krzyzewski (Army, '69)

Associate Head Coach: Jeff Capel (Duke, '97)

Assistant Coach: Nate James (Duke, '01)

Assistant Coach: Jon Scheyer (Duke, '10)

Director of Basketball Operations: David Bradley (Duke, '04)

Pronunciations

AMILE Jefferson	a-meel
Mike KRZYZEWSKI	Sha-shef-skee
Sean OBI	O-bee
SEMI OJELEYE	Shemmie O-ja-lay
J AHLIL OKAFOR	Jah-lil Oak-a-four
Rasheed SULAIMON	Sue-la-mon
JUSTISE Winslow	Justice

Player Bios

Quinn Cook	12-15
Sean Kelly	16
Amile Jefferson	17-19
Marshall Plumlee	20-22
Rasheed Sulaimon	23-25
Matt Jones	26-27
Sean Obi	28-29
Semi Ojeleye	30-31
Nick Pagliuca	32
Grayson Allen	33
Tyus Jones	34
Jahlil Okafor	35
Justise Winslow	36



2 Quinn Cook

G • 6-2 • 185 • SR-3I

Washington, D.C. (Oak Hill Academy [Va.])

Major: Theatre Studies

Career

- Combines with Rasheed Sulaimon to provide a veteran presence in the backcourt ... will be relied upon to provide leadership and guidance to talented but relatively inexperienced guard rotation
- Ready to take on a larger leadership role as the lone scholarship senior on the roster
- Solid floor general with the skill set to be one of the top point guards in the ACC ... consistency and renewed confidence should enable him to bounce back after an uneven junior season
- Has worked diligently throughout the offseason on his conditioning ... has also improved his strength and explosiveness over the course of his career
- Averaging 9.4 points, 2.4 rebounds, 3.9 assists and 1.1 steals per game over 104 contests ... has made 60 starts
- Enters the season 17 points shy of becoming the 64th Duke player to top the 1,000-point plateau ... 94 assists shy of becoming the ninth Blue Devil to top the 500-assist mark
- Ranks first at Duke with a 2.62:1 career assist-to-turnover ratio ... ranks just outside the top 10 at Duke with 406 career assists
- Has made 134 three-point field goals, including 65 treys a year ago ... shooting 36.1 percent from three-point range in his career
- Pass-first guard with the ability to break down defenses off the dribble ... creates scoring opportunities for his teammates with excellent court vision and the ability to deliver passes from a variety of angles
- A crafty scorer with the quickness and athleticism to finish in the lane against bigger opponents ... can finish in the paint with either hand and also has an effective floater
- A strong perimeter shooter from beyond the three-point line with a nice pull-up jumper off the dribble
- Has steadily improved on the defensive end of the floor ranking among the conference leaders in steals each of the last two seasons ... has the ability to harass opposing point guards in the full court
- A very good rebounder from the point guard position
- Plays with great energy and emotion ... can ignite the team and the crowd with passing or scoring ability and defensive effort
- Played for the East Coast All-Stars at the 2012 Four Nations Cup ... averaged 22.0 points and 4.0 rebounds per game while shooting .511 (23-of-45) from the floor

2013-14

- Played 35 games with 22 starting assignments ... averaged 11.6 points, 2.2 rebounds, 4.4 assists and 1.3 steals per game
- Led Duke in assists (153) and steals (47), while ranking tied for fourth and 10th, respectively, in the ACC in those categories
- Finished second on the team with a career-best 65 three-point field goals ... shot 37.1 percent from three-point range on the year
- Shot a team-high 82.7 percent from the foul line and 43.2 percent from the field
- Scored in double-figures 19 times with five 20-point scoring efforts ... led the Blue Devils in scoring three times
- Had five or more assists in a game 15 times ... led the team in assists in 22 contests
- Made multiple three-point field goals in 20 games with three or more threes in a game seven times ... had at least one three-point field goal in 32 of Duke's 35 games
- Had eight steals versus UCLA (12/19) and five against Eastern Michigan (12/28) to become just the fifth player in Duke history to record five or more steals in back-to-back games
- Scored a team-high 23 points to go along with four rebounds, four assists and two steals in the NCAA Tournament game against Mercer (3/21) ... went 8-of-11 from the field, including 7-of-10 from three-point range in the contest ... set a Duke NCAA Tournament record with seven three-point field goals

- Had 14 points, three rebounds and three assists in the ACC Tournament against NC State (3/15) ... went 4-of-5 from the field, 3-of-4 from three-point range and 3-of-4 from the foul line in the win
- Scored 11 points and added six assists in a win over No. 14 North Carolina (3/8) ... was 6-of-6 from the foul line
- Registered 17 points, three rebounds, three assists and two steals at North Carolina (2/20) ... went 7-of-13 from the field, including 3-of-7 from three-point range
- Scored 21 points on 7-of-10 shooting and added three assists and a steal at Boston College (2/8) ... knocked down 5-of-7 three-point field goals
- Had seven points, five assists and no turnovers while playing 40 minutes in an overtime loss to No. 2 Syracuse (2/1)
- Posted nine points and six assists in a road win versus No. 18 Pittsburgh
- Had eight points, three rebounds, seven assists and three steals at Clemson (1/11)
- Recorded 13 points and five assists in a win over Georgia Tech (1/7)
- Scored 22 points with four rebounds, four assists and two steals at Notre Dame (1/4) ... went 7-of-14 from the field, 3-of-5 from three-point range and 5-of-5 from the foul line in the contest
- Had 11 points, five rebounds, four assists and three steals in a win over Elon (12/31)
- Posted seven assists and five steals against Eastern Michigan (12/28)
- Scored 14 points and added five assists and a career-high eight steals in a win over UCLA (12/19)
- Registered 16 points, four rebounds, nine assists and two steals versus Gardner-Webb (12/16) ... went 5-of-8 from the field with a pair of three-pointers and 4-of-5 from the foul line
- Led Duke to a win over No. 22 Michigan (12/3) with 24 points, four rebounds, nine assists and two steals ... went 6-of-11 from the field and 10-of-10 from the foul line
- Went 6-of-9 from the field and scored 13 points to go along with three rebounds and three assists against No. 4 Arizona (11/29)
- Scored 17 points and added four rebounds in a win over Alabama (11/27) ... went 3-of-4 from three-point range in the contest
- Had 14 points and eight assists versus Vermont (11/24)
- Recorded his first career double-double with 14 points and 10 assists against East Carolina (11/19)
- Had eight points, six rebounds, eight assists and two steals against Florida Atlantic (11/15)
- Had 10 points and four assists against No. 5 Kansas (11/12)
- Opened the season with 21 points and eight assists versus Davidson (11/8) ... went 7-of-9 from the field, including 3-of-5 from three-point range, and 4-of-5 from the foul line in the win over the Wildcats

2012-13

- Named to the All-ACC third team by the media
- Made 34 starts while playing in all 36 games ... averaged 5.3 assists per game to rank second in the ACC ... led Duke in assists (190) and steals (51)
- Ranked second in the conference in assist-to-turnover ratio (2.4), fifth in steals per game (1.4) and ninth in minutes per game (33.6)
- Averaged 11.7 points, 3.8 rebounds and 5.3 assists per game to become the eighth player in Duke history to average over 10.0 points, 3.5 rebounds and 5.0 assists per game
- Raised his scoring average 7.3 points per game from his freshman season, the fifth-largest jump in the ACC
- Scored in double figures 21 times with three 20-point contests
- Tallied five or more assists 20 times while reaching double figures in the assist column on three occasions ... committed three or fewer turnovers in 29 of 36 games
- Shot 87.7 percent from the foul line and 41.6 percent from the field
- Finished second on the team with 55 three-point field goals ... shot 39.3 percent from behind the three-point arc
- Averaged 13.6 points, 3.8 rebounds, 5.1 assists and 1.3 steals per game in regular season ACC play
- Turned in 12 points, four rebounds, five assists and just one turnover against top-seeded Louisville in the Elite Eight of the NCAA Tournament
- Dished 11 assists against Albany in the first round of the NCAA Tournament (3/22), marking the second most in an NCAA Tournament game in Duke history
- Played the full 40 minutes for the third time in 2012-13, scoring 12 points and dishing out five assists in a win over North Carolina (3/9)
- Topped the 500-point mark for his career with a 15-point effort in a win over Miami (3/2)

- Tallied his third 20-plus point effort of the season against Virginia (2/28) ... went 4-of-9 from three-point range to match a career-high
- Totaled 18 points, six assists and four steals against Maryland (2/16)
- Scored 18 points and nabbed four steals to lead Duke past North Carolina (2/13) ... went 6-of-6 at the free throw line in the win
- Hit four three-pointers in a win over N.C. State (2/7) ... notched his second 20-point game of the season on 6-of-8 shooting from the floor and 4-of-5 shooting from three-point range
- Sank four treys while totaling 18 points against Florida State (2/2) ... also dished six assists
- Played all but the final 12 seconds of the game in a win over Maryland (1/26) ... dished nine assists which led directly to 20 points ... also scored 11 points and grabbed five rebounds
- Reached the 100-assist mark for the season with five helpers against Georgia Tech (1/17)
- Had 17 points and seven assists versus No. 20 N.C. State (1/12)
- Scored a career-high 27 points on a career-best 12-of-16 field goal shooting performance against Clemson (1/8) ... became the third player in program history to record at least 25 points, five rebounds, five assists and four steals in a game
- Dished a career-high 14 assists and committed just one turnover in the ACC opener against Wake Forest (1/5) ... his 14:1 assist-to-turnover ratio tied for the second-highest single-game A/T ratio in school history ... the 14 assists were also the sixth-most in a game in school history
- Notched double-figure scoring to lead Duke past Davidson (1/2) ... recorded seven of his 15 points in the final 3:58 to key an 11-2 Duke run during that stretch
- Grabbed a career-high eight rebounds to go with 10 points, three assists and four steals in a win over Elon (12/20) ... the eight rebounds were the most by a Duke guard since Austin Rivers had nine against Miami on Feb. 5, 2012
- Dished out 12 assists in 26 minutes of action against Cornell (12/19)
- Hit three treys to finish with 14 points against Temple (12/8) ... also registered four assists and three steals
- Played a career-high 40 minutes in a 73-68 win over No. 4 Ohio State (11/28), scoring 12 points to go with eight assists, six boards and two steals ... went 6-of-7 at the charity stripe, hitting all six free throws in the final 30 seconds of the game to seal the Duke victory
- Named Battle 4 Atlantis MVP after averaging 13.7 points, 6.3 assists, 3.3 rebounds and 2.0 steals over three games in the tournament ... named ACC Player of the Week following his performance in the tournament (11/26)
- Recorded 15 points, four rebounds and six assists to lead Duke past No. 2 Louisville (11/24)
- Delivered nine assists in a win over VCU (11/23) ... four of those assists came during a 15-4 Duke run at the beginning of the second half ... finished with nine points in 39 minutes of action
- Scored 17 points, hit three treys and nabbed five steals in the Battle 4 Atlantis opener against Minnesota (11/22)
- Earned his first start of the season against Florida Gulf Coast (11/18) ... responded with eight points, four rebounds, nine assists and one steal
- Played 30 minutes against No. 3 Kentucky, totaling seven points and three rebounds (11/13)

2011-12

- Appeared in 33 games with four starts ... averaged 4.4 points per game and 1.9 assists per game ... logged a 3.50:1 assist-to-turnover ratio, which would have been the highest by a freshman in school history had he met the 2.0 assists per game minimum
- Shot .405 (47-of-116) from the floor and .250 (14-of-56) from three-point range ... shot .776 (14-of-56) from the free throw line
- Drew starts in four consecutive games versus Georgia Tech (1/7), Virginia (1/12), Clemson (1/15) and Wake Forest (1/19)
- Named ACC Rookie of the Week twice (12/26, 1/2)
- Strung together a streak of 21 consecutive assists without a turnover from Dec. 19 to Jan. 4, which was the second longest streak in Duke history behind only Jon Scheyer's 22-assist run from Nov. 3, 2009 to Nov. 21, 2009
- Scored in double figures five times, including a career-best 16-point outing versus Western Michigan (12/30)
- Added six points, two rebounds and three assists in 17 minutes off the bench against Wake Forest (2/28)
- Contributed five points and three assists in 13 minutes against Boston College (2/19)
- Scored 10 points in a 73-66 win over Clemson, hitting 4-of-6 shots from the floor and 2-of-3 from three-point range (1/15)

- Made his first career start at Georgia Tech and finished with 10 points, five assists and one turnover (1/7)
- Named ACC Rookie of the Week on Jan. 2 after averaging 11.0 points, 2.5 rebounds, 8.5 assists and 1.0 steals per game in wins over Western Michigan and Penn ... shot 50.0 percent (6-of-12) from the field and 90.0 percent (9-of-10) from the foul line for the week ... also had 17 assists without a turnover in 45 minutes of action
- Recorded nine assists and zero turnovers in the win over Penn ... the performance tied the school freshman record for the most assists in a game without a turnover (1/1)
- Scored a career-high 16 points and dished out eight assists in the 110-70 win over Western Michigan ... also swiped two steals and blocked a shot while pulling in four rebounds (12/30)
- Named ACC Rookie of the Week on Dec. 26 after scoring 14 points against UNC Greensboro ... sank 6-of-7 field goals against the Spartans while also adding a pair of assists and a steal (12/19)
- Scored nine points against Davidson, all of which came in the second half ... added a pair of steals and went 4-for-5 from the free throw line (11/18)
- Scored 10 points against Presbyterian, going 2-for-3 from three-point range ... also contributed two assists and went 4-for-4 from the line (11/12)

High School

- Transferred to Oak Hill Academy (Va.) for his senior season where he played for head coach Steve Smith ... played his first three seasons at DeMatha High School under head coach Mike Jones
- A 2011 McDonald's All-America selection ... scored 14 points on 6-of-13 shooting to help the East squad to a 111-96 victory
- Also selected to play in the Derby Festival Classic in Louisville
- Averaged 21.0 points, 10.9 assists and 2.2 steals per game in pacing Oak Hill to a 31-4 record in 2010-11 ... team finished the year ranked No. 4 nationally by USA Today and No. 7 by ESPN Rise
- Named a 2011 second team All-America by MaxPreps
- Had three 30-point games as a senior, including 31-point outbursts against Summitt Christian and Iolani High School
- Scored 22 points to lead Oak Hill Academy past Montverde Academy in the final of the Iolani Classic, landing him MVP honors ... also had a 13-assist game while in Hawaii for the Iolani Classic
- Selected to play in the fifth annual Boost Mobile Elite 24 game prior to his senior season, joining future Duke teammates Austin Rivers, Alex Murphy and Michael Gbinije ... suffered a knee injury during practices and did not play in the game
- Attended DeMatha High School (Md.) and helped lead his team to a 32-4 record in 2009-10 ... guided the team to conference and city titles for the second consecutive season
- Named to the 2010 ESPN Rise Underclass All-America team after averaging 19.8 points, 3.3 rebounds and 5.9 assists per game as a junior
- Named the *Washington Post* 2010 All-Met Player of the Year (the first junior in 30 years to win the award) ... was also the WCAC Player of the Year
- A first team Junior All-America team selection by MaxPreps in 2010
- Helped lead DeMatha to a 31-4 record and the WCAC title and the city title as a sophomore




- Started all 35 games and averaged 14.0 points, 4.0 rebounds and 6.0 assists en route to earning WCAC Sophomore of the Year honors
- Named to the *Washington Post* 2009 All-Met third team, the only sophomore to be listed among the 2009 All-Met teams ... also a All-WCAC first team pick by the *Washington Post*
- 2009 All-Prince Georges County first team selection by numerous publications, including the *Washington Post*
- DeMatha finished ranked No. 8 nationally and No. 5 in the East Region on the ESPN Rise Feb 50 listing.
- As a freshman aided DeMatha to a 20-10 record and a third place finish in the league ... averaged 10.0 points and 5.0 assists per game.
- Earned National High School Hoops Festival MVP honors in 2008 and was an All-WCAC honorable mention selection
- During his career at DeMatha, the Stags had an impressive 85-18 record and finished as the No. 1 ranked team in Maryland in 2010
- Played AAU Basketball with DC Assault
- Named MVP of the 2010 adidas Nations Experience after leading his team to the tournament championship
- Attended the Pangos All-America Camp in 2010
- Ranked in the top 50 by Scout.com (No. 36), Rivals.com (No. 38) and ESPN100 (No. 37)
- Rated 31st overall by the Recruiting Services Consensus Index

USA Basketball

- Recorded 12 points, on 5-of-7 shooting, and three assists to help the USA Basketball Junior National Select Team to a 92-80 win over the World Select team in the 2011 Nike Hoop Summit
- Team captain of the 2010 USA U17 World Championship Team that posted a perfect 8-0 record and captured the gold medal ... started all eight games and averaged 7.5 points, 3.0 rebounds and a tournament-leading 7.4 assists per game.
- Also the team captain of the 2009 USA U16 National Team that posted a 5-0 mark and captured the 2009 FIBA Americas U16 Championship gold medal ... started all five games and averaged 15.6 points, 3.6 rebounds and a team-high 5.0 assists per game

Personal

- Born Quinn Alexander Cook on March 23, 1993, in Washington, D.C.
- Son of Janet and the late Ted Cook
- Has one older sister, Kelsey
- Lists former Blue Devil All-America Nolan Smith as his god-brother ... wore the #2 at Oak Hill Academy and now at Duke in tribute to Smith
- Favorites include Kobe Bryant, the Los Angeles Lakers, Michael Phelps and golf
- Has post-basketball career ambitions of becoming an entrepreneur
- An honor roll student in 2010 and 2011



Career Highs

Points	27 vs. Clemson, 1/8/13
Rebounds	8 vs. Elon, 12/20/12
Assists	14 vs. Wake Forest, 1/5/13
Steals	8 vs. UCLA, 12/19/12
Blocks	1, 8x, last vs. Davidson, 11/8/13
FG Made	12 vs. Clemson, 1/8/13
3FG Made	7 vs. Mercer, 3/21/14
FT Made	10 vs. Michigan, 12/3/12
Minutes	40, 5x, last vs. Syracuse, 2/1/14

Miscellaneous

	2013-14	Career
Double-figure points	19	46
20-pt games	5	8
3 or more 3pt FG	7	15
Double-figure assists	1	4
5 or more assists	14	37
2 or more steals	12	31
Charges drawn	1	4
Three-point plays	2	5

Career Statistics

SEASON	GP-GS	MP	FG-FGA	PCT.	3PT-A	PCT.	FT-FTA	PCT.	REB.	AVG.	PF-DQ	AS	TO	BS	ST	TP	AVG.
2011-12	33-4	387	47-116	.405	14-56	.250	38-49	.775	33	1.0	26-0	63	18	2	14	146	4.4
2012-13	36-34	1208	151-363	.416	55-140	.393	64-73	.877	138	3.8	96-2	190	79	5	51	421	11.7
2013-14	35-22	1042	137-317	.432	65-175	.371	67-81	.827	76	2.2	66-0	153	57	1	47	406	11.6
Total	104-60	2637	335-796	.421	134-371	.361	169-203	.833	247	2.4	188-2	406	154	8	112	973	9.4

Career ACC Regular Season Statistics

SEASON	GP-GS	MP	FG-FGA	PCT.	3PT-A	PCT.	FT-FTA	PCT.	REB.	AVG.	PF-DQ	AS	TO	BS	ST	TP	AVG.
2011-12	15-4	194	21-55	.382	6-27	.222	12-19	.631	13	0.8	13-0	27	9	0	5	60	4.0
2012-13	18-18	630	90-211	.427	35-88	.398	30-33	.909	69	3.8	47-1	91	41	3	23	245	13.6
2013-14	18-9	489	60-161	.373	31-93	.333	33-40	.825	26	1.4	36-0	56	28	0	18	184	10.2
Total	51-31	1313	171-427	.400	72-208	.346	75-92	.815	108	2.1	96-1	174	78	3	46	489	9.6

Career NCAA Tournament Statistics

SEASON	GP-GS	MP	FG-FGA	PCT.	3PT-A	PCT.	FT-FTA	PCT.	REB.	AVG.	PF-DQ	AS	TO	BS	ST	TP	AVG.
2011-12	1-0	11	1-5	.200	1-4	.250	2-2	1.000	3	3.0	0-0	2	0	0	0	5	5.0
2012-13	4-4	126	7-32	.219	0-9	.000	9-10	.900	14	3.5	10-0	24	7	0	3	23	5.8
2013-14	1-0	35	8-11	.727	7-10	.700	0-0	.000	4	4.0	3-0	4	2	0	2	23	23.0
Total	6-4	172	16-48	.333	8-23	.348	11-12	.917	21	3.5	13-0	30	9	0	5	51	8.5

Career ACC Tournament Statistics

SEASON	GP-GS	MP	FG-FGA	PCT.	3PT-A	PCT.	FT-FTA	PCT.	REB.	AVG.	PF-DQ	AS	TO	BS	ST	TP	AVG.
2011-12	2-0	12	3-5	.600	0-1	.000	1-1	1.000	1	0.5	1-0	1	1	0	2	7	3.5
2012-13	1-1	33	4-10	.400	1-4	.250	0-0	.000	4	4.0	5-1	2	1	0	1	9	9.0
2013-14	3-0	64	8-14	.571	5-8	.625	3-4	.750	8	2.7	5-0	11	1	0	3	24	8.0
Total	6-1	109	15-29	.517	6-13	.462	4-5	.800	13	2.2	11-1	14	3	0	6	40	6.7

2011-12

Opponent	FG	3FG	FT	O-D-R	PF	Pts	A	TO	B	S	MIN
Belmont	0-2	0-1	0-0	0-0-0	1	0	0	0	0	0	8
Presbyterian	2-4	2-3	4-4	1-1-2	2	10	2	1	0	0	18
vs. Michigan State	0-0	0-0	0-0	0-0-0	1	0	0	0	0	0	2
Davidson	2-4	1-2	4-5	1-0-1	1	9	0	0	0	2	12
vs. Tennessee	1-3	0-0	0-0	0-2-2	0	2	1	1	1	1	8
vs. [15] Michigan	0-0	0-0	0-0	0-1-1	0	0	1	0	0	0	4
vs. [14] Kansas	0-1	0-1	0-0	0-0-0	0	0	0	0	0	0	1
at [2] Ohio State	2-6	0-3	0-0	1-0-1	0	4	4	2	0	1	14
Colorado State	1-3	0-0	0-0	1-2-3	0	2	2	0	0	0	16
vs. Washington	0-0	0-0	4-6	0-0-0	1	4	0	0	0	0	4
UNC Greensboro	6-7	2-3	0-0	0-0-0	0	14	2	2	0	1	18
Western Michigan	4-7	1-4	7-8	1-3-4	1	16	8	0	1	2	23
Penn	2-5	0-2	2-2	0-1-1	2	6	9	0	0	0	22
at Temple	2-6	1-4	0-0	0-1-1	3	5	2	1	0	0	12
at Georgia Tech	3-7	1-4	3-4	0-1-1	3	10	5	1	0	0	27*
[16] Virginia	1-3	0-2	0-0	0-1-1	1	2	0	1	0	0	12*
at Clemson	4-6	2-3	0-0	0-1-1	0	10	2	2	0	0	19*
Wake Forest	2-4	1-2	0-0	0-1-1	3	5	1	1	0	0	14*
Florida State	0-0	0-0	0-0	0-0-0	0	0	0	0	0	0	1
at Maryland				DNP							
St. John's	0-3	0-1	2-2	1-0-1	0	2	2	1	0	0	8
at Virginia Tech	2-4	0-2	0-1	0-1-1	0	4	3	0	0	0	12
Miami	3-9	0-3	2-4	0-1-1	1	8	4	1	0	1	28
at [5] North Carolina	1-4	0-0	2-2	0-0-0	0	4	1	0	0	0	9
Maryland	0-3	0-1	0-0	0-2-2	0	0	1	0	0	0	8
N.C. State	1-5	0-4	0-0	0-0-0	1	2	1	0	0	0	9
at Boston College	1-2	1-2	2-2	0-1-1	2	5	3	1	0	2	13
at [15] Florida State	0-1	0-1	0-0	0-0-0	0	0	1	0	0	0	6
Virginia Tech	0-2	0-1	2-2	0-1-1	0	2	0	0	0	0	6
at Wake Forest	2-2	1-1	1-2	0-2-2	2	6	3	2	0	0	17
[6] North Carolina	1-3	0-1	0-2	0-1-1	0	2	2	0	0	2	13
^ vs. ^Virginia Tech	1-2	0-0	0-0	0-0-0	1	2	0	0	0	0	3
^ vs. [17] ^Florida State	2-3	0-1	1-1	0-1-1	0	5	1	1	0	2	9
~ vs. ^Lehigh	1-5	1-4	2-2	0-3-3	0	5	2	0	0	0	11

* Indicates Games Started
 [] AP Ranking
 ^ ACC Tournament
 ~ NCAA Tournament

2013-14

Opponent	FG	3FG	FT	O-D-R	PF	Pts	A	TO	B	S	MIN
Davidson	7-9	3-5	4-5	0-2-2	1	21	8	0	1	0	34*
[5] vs. Kansas	4-9	0-3	2-3	0-2-2	4	10	4	1	0	0	36*
Florida Atlantic	3-8	2-4	0-0	1-5-6	1	8	8	3	0	2	30*
UNC Asheville	4-8	0-3	2-4	0-0-0	2	10	5	1	0	0	31*
East Carolina	5-15	2-7	2-2	0-3-3	2	14	10	2	0	2	38*
Vermont	4-8	2-6	4-4	0-1-1	2	14	8	1	0	0	38*
vs. Alabama	6-14	3-4	2-2	0-4-4	1	17	2	4	0	0	40*
[4] vs. Arizona	6-9	1-2	0-0	1-2-3	3	13	3	2	0	0	31*
[22] Michigan	6-11	2-7	10-10	0-4-4	1	24	9	2	0	2	37*
Gardner-Webb	5-8	2-3	4-5	0-4-4	2	16	9	4	0	2	36*
vs. UCLA	6-14	2-7	0-0	0-1-1	2	14	5	4	0	8	40*
Eastern Michigan	1-9	1-7	0-0	0-3-3	0	3	7	2	0	5	35*
vs. Elon	4-9	2-6	1-2	1-4-5	1	11	4	0	0	3	28*
at Notre Dame	7-14	3-5	5-5	0-4-4	4	22	4	2	0	2	39*
Georgia Tech	4-10	1-4	4-4	0-1-1	1	13	5	1	0	0	37*
at Clemson	3-14	2-7	0-0	0-3-3	4	8	7	1	0	3	40*
Virginia	2-7	1-3	2-3	0-3-3	1	7	2	3	0	0	29*
NC State	4-11	2-6	0-0	1-0-1	3	10	3	1	0	1	25*
at Miami	3-8	2-5	0-0	0-0-0	3	8	4	2	0	0	26*
Florida State	3-8	1-4	2-2	0-3-3	1	9	2	2	0	1	21*
[18] at Pittsburgh	3-7	1-3	2-3	0-3-3	1	9	6	2	0	1	27
[2] at Syracuse	2-12	1-8	2-2	1-0-1	0	7	5	0	0	0	40*
Wake Forest	2-6	2-6	1-2	0-0-0	3	7	2	2	0	0	18
at Boston College	7-10	5-7	2-2	0-1-1	1	21	3	0	0	1	26
Maryland	1-4	0-2	4-4	0-1-1	2	6	0	3	0	2	14*
at Georgia Tech	4-8	1-5	0-2	0-0-0	2	9	2	0	0	1	20
at North Carolina	7-13	3-7	0-1	2-1-3	2	17	3	2	0	2	33
[1] Syracuse	2-11	2-8	3-4	0-0-0	2	9	1	0	0	1	23
Virginia Tech	1-5	1-4	0-0	0-0-0	2	3	0	0	0	0	11
at Wake Forest	3-8	2-5	0-0	1-0-1	2	8	1	4	0	2	26
[14] North Carolina	2-5	1-4	6-6	0-1-1	2	11	6	3	0	1	27
^ Clemson	2-3	1-2	0-0	0-0-0	1	5	2	0	0	1	12
^ NC State	4-5	3-4	3-4	1-2-3	1	14	3	1	0	0	22
^ [6] Virginia	2-6	1-2	0-0	1-4-5	3	5	6	0	0	2	30
~ Mercer	8-11	7-10	0-0	3-1-4	3	23	4	2	0	2	35


* Indicates Games Started
 [] AP Ranking
 ^ ACC Tournament
 ~ NCAA Tournament

2012-13

Opponent	FG	3FG	FT	O-D-R	PF	Pts	A	TO	B	S	MIN
Georgia State	2-4	2-4	2-2	1-1-2	3	8	2	2	0	0	21
vs. [3] Kentucky	3-5	1-2	0-2	0-3-3	2	7	3	2	0	0	30
Florida Gulf Coast	3-8	2-4	0-0	1-3-4	2	8	9	5	0	1	29*
vs. Minnesota	6-13	3-4	2-2	0-3-3	2	17	4	4	0	5	31*
vs. VCU	3-7	0-2	3-4	0-3-3	2	9	9	3	0	0	39*
vs. [2] Louisville	4-8	1-2	6-6	0-4-4	4	15	6	4	1	1	34*
[4] Ohio State	3-10	0-2	6-7	0-6-6	4	12	8	3	0	2	40*
Delaware	3-7	2-5	0-0	0-2-2	2	8	6	1	1	2	27*
at Temple	5-8	3-4	1-2	1-3-4	3	14	4	2	0	3	36*
Cornell	2-4	2-4	0-0	0-4-4	2	6	12	1	0	2	26*
Elon	4-13	2-3	0-0	1-7-8	2	10	3	1	0	4	36*
Santa Clara	6-14	1-2	2-2	1-4-5	3	15	5	2	0	2	36*
vs. Davidson	6-9	0-1	3-3	0-3-3	3	15	2	1	0	2	34*
Wake Forest	0-11	0-4	0-0	0-3-3	1	0	14	1	0	1	38*
Clemson	12-16	3-5	0-0	1-4-5	2	27	5	1	0	4	35*
at [20] N.C. State	6-16	1-6	4-4	1-2-3	5	17	7	4	0	0	39*
Georgia Tech	3-9	1-5	0-0	0-3-3	3	7	5	2	1	3	38*
at [25] Miami	1-12	1-5	2-2	3-4-7	3	5	5	1	0	0	29*
Maryland	5-13	1-5	0-0	0-5-5	1	11	0	2	0	2	40-*
at Wake Forest	5-12	1-5	1-2	0-4-4	2	12	7	3	0	1	38*
at Florida State	7-12	4-6	0-0	1-4-5	2	18	6	1	0	0	32*
N.C. State	6-8	4-5	5-6	0-4-4	3	21	4	1	1	0	35*
at Boston College	3-11	3-5	0-0	0-2-2	4	9	3	4	0	1	37*
North Carolina	6-12	0-3	6-6	0-5-5	4	18	2	5	0	4	37*
at Maryland	6-16	2-6	4-5	0-2-2	2	18	6	5	0	4	37*
at Virginia Tech	3-6	1-2	0-0	0-1-1	3	7	1	2	0	0	18*
Boston College	3-9	2-4	4-4	1-2-3	4	12	3	1	0	2	30*
at Virginia	8-17	4-9	2-2	1-1-2	1	22	2	1	0	0	34*
[5] Miami	5-9	3-5	2-2	0-4-4	3	15	5	3	1	0	39*
Virginia Tech	6-10	2-3	0-0	3-3-6	3	14	2	1	0	0	34*
at North Carolina	5-12	2-5	0-0	0-5-5	1	12	5	2	0	1	40*
^ vs. ^Maryland	4-10	1-4	0-0	1-3-4	5	9	2	1	0	1	33*
~ vs. ^Albany	2-8	0-3	0-0	0-3-3	3	4	11	1	0	1	36*
~ vs. [22] ^Creighton	2-8	0-3	3-4	0-5-5	1	7	6	2	0	1	33*
~ vs. [9] ^Michigan State	0-5	0-2	0-0	0-2-2	2	0	2	3	0	0	21*
~ vs. [2] ^Louisville	3-11	0-1	6-6	2-2-4	4	12	5	1	0	1	36*

* Indicates Games Started
 [] AP Ranking
 ^ ACC Tournament
 ~ NCAA Tournament

PLAYERS





42 Sean Kelly

G • 6-3 • 195 • SR-HS
Raleigh, N.C. (Ravenscroft)
Major: Psychology

Career

- Joined the team as a walk-on in July of 2014 after serving as a manager for the previous three seasons
- Has worked hard in the weight room to improve his strength and athleticism throughout his time in Durham

High School

- Did not play varsity basketball at Ravenscroft, instead focusing on baseball
- Was a two-year letterwinner under head coach Jim Gibbons ... missed a portion of his senior season due to injury
- Played primarily first base and in the outfield

Personal

- Born Sean Michael Kelly in Carmel, N.Y., on July 28, 1993
- Son of Chris and Doreen Kelly
- Father, Chris, played basketball at Yale from 1981-85 ... also played professionally in France for three years
- Mother, Doreen, played volleyball at Pennsylvania and toured with Athletes In Action to South America ... also the Head of School at Ravenscroft
- Has an older brother, Ryan, and a younger sister, Erin
- Ryan played at Duke from 2010-13 and is currently a member of the Los Angeles Lakers ... he was a freshman during Duke's 2010 National Championship season
- Grandfather, Richard Casey, played basketball at Fordham
- Uncle, Ray Casey, played basketball at Kings College and coaches at Westminster Catawba Christian School
- Uncle, Sean Casey, played basketball at Hobart College and coached at Peddie School

- Co-President of Fellowship of Christian Athletes at Ravenscroft
- Member of the National Honor Society ... earned AP Scholar with Distinction accolades
- Favorite athlete is Cal Ripken, Jr.

Blue Devil Brothers

Joseph Brinn (Hertford, N.C.)	1910-11, two-year starter, returned to coach in 1913
Claude Brinn (Hertford, N.C.)	1911-13, three-year starter, 1913 team captain
Justin Caldbeck (Shelburne, Vt.)	walk-on, letterwinner in 1997 & 1999
Ryan Caldbeck (Shelburne, Vt.)	former student manager, letterwinner from 1999-2001
John Crowder (High Point, N.C.)	lettered in 1945, starting center on 1945 Sugar Bowl football team
Dick Crowder (High Point, N.C.)	three-time letterwinner, regular in the Duke lineup from 1950-52
Patrick Davidson (Melbourne, Ark.)	letterwinner from 2004-05
Jordan Davidson (Melbourne, Ark.)	lettered from 2006-10
Bob Gantt (Durham, N.C.)	lettered from 1942-44, excelled in basketball & football, member of Duke Sports Hall of Fame
Sammy Gantt (Durham, N.C.)	reserve on the basketball team, did not letter
Horace Hendrickson (Beaver Falls, Pa.)	starred at quarterback in football; 1934 letterwinner as a senior reserve in basketball
Evan Hendrickson (Beaver Falls, Pa.)	reserve letterman for the 1938 team, Duke's first conference champion
Ryan Kelly (Raleigh, N.C.)	949 points and 465 rebounds in 126 career games; 12.9 ppg. and 5.3 rpg. as a senior in 2013
Sean Kelly (Raleigh, N.C.)	joined the team as a walk-on prior to the 2014-15 season; former student manager
Cedric Loftis (Durham, N.C.)	lettered in 1942-43 before joining war efforts, recognized as one of the top offensive guards in the Southern Conference in 1943
Garland Loftis (Durham, N.C.)	lettered in 1942-43 and in 1947 after returning from the war
Nick Pagliuca (Weston, Mass.)	walk-on; played in three games last year as a freshman
Joe Pagliuca (Weston, Mass.)	walk-on that lettered from 2004-07; three-time Dr. Deryl Hart Award recipient (team's top scholar athlete)
Marshall Plumlee (Warsaw, Ind.)	has played in 49 career games; averaged 1.3 points and 2.2 rebounds per game last season
Mason Plumlee (Warsaw, Ind.)	Drafted in the first round of the 2013 NBA Draft; consensus second team All-America in 2013
Miles Plumlee (Warsaw, Ind.)	Drafted in the first round of the 2012 NBA Draft; 650 points and 654 rebounds in 135 career games
Herb Thompson (Washington, D.C.)	battled injuries throughout his career, lettered from 1932-34, Southern Conference All-Tournament team selection in 1933 and 1934
Jim Thompson (Washington, D.C.)	led Duke in scoring from 1932-34, Southern Conference All-Tournament team selection as a junior and senior
Charles Weaver (Winston-Salem, N.C.)	lettered from 1926-28
Phil Weaver (Winston-Salem, N.C.)	starred from 1932-34 and captained the baseball and basketball teams in 1934

current team members in **bold**




21 Amile Jefferson

F • 6-9 • 215 • JR-2L
Philadelphia, Pa. (Friends Central School)
Major: History

Career

- Enters his junior season with 33 starts in 67 games played ... averages 5.3 points and 5.0 rebounds per game, while shooting over 60 percent from the field
- A crafty forward with the ability to score in the lane with either hand ... has a knack for scoring from a variety of angles in traffic
- A solid defensive player with good instincts and active hands ... wing span and length allow him to be an excellent weak side defender
- Continues to improve his strength through hard work in the weight room ... has added 15 pounds of muscle to his frame since arriving in Durham
- Excels on the offensive glass using his quickness and length to gain extra possessions for the Blue Devils
- Has steadily improved his shooting range and ability to put the ball on the floor from the perimeter ... has been efficient with his scoring opportunities over his first two seasons
- An excellent teammate that is easy to play with ... a good screen and roll forward with strong hands and footwork
- Combines with Marshall Plumlee to provide a veteran presence on the interior ... a strong mentor for Duke's younger post players
- Missed six weeks of training over the summer while resting a hip injury



PLAYERS

2013-14

- Member of the All-ACC Academic Team ... received ACC All-Tournament second team accolades
- Played in all 35 games while making 26 starts ... averaged 6.5 points, 6.9 rebounds and 1.0 assists per game, while shooting a team-high 64.4 percent (94-of-146) from the field
- Ranked 11th in the ACC in rebounds and fourth in the league in offensive rebounds per game (2.89)
- Raised his rebounding numbers to 7.2 rpg. and 3.06 orpg. in league play ... ranked seventh in rebounds and tied for fourth in offensive rebounds in ACC action
- Finished second on the team with 101 offensive rebounds ... had nine games with five or more offensive rebounds
- Posted eight double-figure rebounding games ... led the Blue Devils in rebounds 11 times
- Had seven games with 10 or more points scored, including a career-best 17 points against No. 5 Kansas (11/12)
- Grabbed 11 rebounds and added two assists, one block and a steal against Mercer (3/21) in the NCAA Tournament ... six rebounds came on the offensive end of the floor
- Went 5-of-7 from the field and 1-of-2 from the foul line for 11 points in the ACC title game against No. 6 Virginia (3/16) ... added four rebounds and a steal
- Recorded six points and a game-high 13 rebounds (six offensive) in an ACC Tournament win over Clemson (3/14)
- Came off the bench to collect eight points, eight rebounds, two assists, one block and three steals against No. 14 North Carolina (3/8)
- Had seven points, 12 rebounds, one block and a steal at home versus Maryland (2/15)
- Scored 14 points with seven rebounds and a career-best five assists in an overtime loss at No. 2 Syracuse (2/1) ... was 6-of-10 from the field and grabbed six offensive rebounds in the game
- Registered his second double-double of the season with 14 points and 10 rebounds at No. 18 Pittsburgh (1/27) ... was 5-of-5 from the field with six offensive rebounds in the win ... also had two assists, two blocks and a steal
- Posted a career-best three blocks at Miami (1/22) ... also had eight points, seven rebounds and a steal in the win
- Had nine points, eight rebounds and two assists against NC State (1/18)
- Recorded his first career double-double in a home win over Virginia (1/13) ... finished with 10 points and a career-high 15 rebounds (five offensive) to go along with two assists, a block and two steals
- Had six points and 10 rebounds versus Georgia Tech (1/7)
- Went 5-of-5 from the free throw line and finished with seven points and 14 rebounds in a win over Eastern Michigan (12/28) ... six rebounds came on the offensive end of the floor
- Scored 11 points on 5-of-6 shooting and added seven rebounds, two assists and two blocks against UCLA (12/19)
- Came off the bench for six points and six rebounds in a win over No. 22 Michigan ... made all three field goal attempts in 17 minutes of action
- Scored a career-best 17 points against No. 5 Kansas (11/12) ... was 7-of-9 from the field
- Made all four shots from the field and finished with 10 points in a season-opening win over Davidson (1/8)

2012-13

- Member of the All-ACC Academic Team
- Appeared in 32 games with seven starts ... averaged 4.0 points and 2.9 rebounds per game ... was 51-of-94 (.543) from the field
- Finished second on the team with 42 offensive rebounds ... averaged 4.1 offensive rebounds per 40 minutes played
- Averaged 6.7 points, 4.8 rebounds and 0.8 blocks per contest while shooting 51.0 percent from the floor during 13 games while Ryan Kelly was sidelined with an injury
- Drew starts in six consecutive games versus Miami (1/23), Maryland (1/26), Wake Forest (1/30), Florida State (2/2), N.C. State (2/7) and Boston College (2/10)
- Scored a career-high 14 points on 5-of-7 shooting from the field in a win over Boston College (2/24)
- Totaled eight rebounds, including three offensive boards, against North Carolina (2/13) ... grabbed two defensive rebounds and a steal on three straight North Carolina possessions in the first half to preserve a nearly three-minute scoreless drought by the Tar Heels
- Went 4-of-4 from the field to score 11 points in a win over Florida State (2/2) ... registered his fourth double-figure scoring effort in the last six games

- Drew his first career start at Miami (1/23), responding with 13 points on a career-high six field goals
- Pulled down a season-high 10 rebounds against Georgia Tech (1/17) for his first career double-digit rebounding performance ... also added six points, two steals and a block in 28 minutes of action
- Reached double-figure scoring against N.C. State (1/12), recording 10 points on 5-of-7 shooting from the field
- Collected his second three-point play of the season against Clemson (1/8)
- Scored eight points on 3-of-6 shooting in a win over Cornell (12/19)
- Totaled seven points, two rebounds, one assist and one block over nine minutes of action against Temple (12/8)
- Notched the first double-figure scoring game of his career with a 12-point performance against Delaware (12/1) ... also pulled down six rebounds, including three on the offensive end, in 21 minutes of action ... converted the first three-point play of his career
- Grabbed a key offensive rebound just before the end of the half in the Battle 4 Atlantis title game win over No. 2 Louisville (11/24) ... Seth Curry buried a three-point field goal at the buzzer following the offensive rebound by Jefferson
- Went 2-of-4 from the field to score four points in 13 minutes of action against Florida Gulf Coast (11/18) ... also pulled down two rebounds in addition to registering two blocks and two steals
- Came off the bench to tally five points, two rebounds, one assist and one steal in his Duke debut against Georgia State (11/9)

High School

- Contributed eight points, three rebounds, two steals and an assist for the East Team in the 2012 McDonald's All-American game
- Named MVP of the black team at the 2012 Derby Classic in Louisville after recording 26 points in a 130-127 loss
- Named Gatorade Boys Basketball Player of the Year for Pennsylvania in back-to-back years as a junior and senior ... also a two-time Philadelphia Inquirer All-Southeastern Pennsylvania player of the year
- Finished his high school career with 1,569 points, 839 rebounds and 189 blocks ... led the Phoenix to a 98-14 record, four Pennsylvania Independent Schools Tournament titles and two Friends Schools League crowns
- A three-time First Team All-Friends League selection
- Led Friends Central to a 21-5 record as a senior and the program's fourth consecutive Pennsylvania Independent Schools Championship ... had 14 points and 10 rebounds in a 66-47 title game win over Westtown
- Averaged 19.9 points, 10.2 rebounds and 2.7 steals per game, while shooting 58.4 percent from the field in 2011-12
- Earned ESPN High School All-American honors as a senior

- Named a USA Today All-USA second team selection as a senior
- Scored 26 points and 18 rebounds in a 62-49 win over Kellam [Va.] in the 7 Cities Roundball Classic
- Had 24 points, 15 rebounds and four blocks in a 74-67 win over perennial state power Penn Wood to win the Kobe Bryant Classic
- Averaged 19 points per game while earning second team all-tournament honors at the 2011 City of Palms Classic
- Guided Friends Central to a 23-4 and No. 38 ranking in the FAB 50 as a junior ... helped the Phoenix to state and league titles
- Averaged 17.7 points, 9.7 rebounds and 1.9 blocks per game during the 2010-11 season ... earned state player of the year, all-state and all-league honors
- Recorded 23 points and 12 rebounds as Friends Central defeated Quality Education Academy (N.C.), ranked No. 19 in ESPN Rise rankings, at the Big Apple Basketball Invitational in New York City
- Played varsity as a freshman and sophomore, helping Friends Central to league titles both seasons ... named All-Friends League as a sophomore
- Helped Friends Central to a 24-2 record, including a 10-0 mark in league play in 2009-10
- Was named 2010 Pennsylvania Independent Schools Tournament MVP after guiding Friends Central to a 72-52 win over Germantown Academy in the title game ... led the team with a game-high 31 points and 10 rebounds in the championship game
- Scored 23 points in 20 minutes of action in the 2011 Boost Mobile Elite 24 game in Venice Beach, Calif.
- Led the 2011 NBPA Top 100 Camp in scoring at 20.8 points per game
- Scored 25 points and grabbed 10 rebounds to help USA 2012 Blue rally for a 114-107 over USA 2013 Red in the title game of 2011 adidas Nations ... averaged 19.4 points and 7.0 rebounds per game in five games at the event, which was played in Los Angeles
- Ranked as the No. 21 recruit and No. 3 power forward by Scout.com, the No. 25 recruit and No. 4 power forward by ESPN.com and the No. 36 recruit and No. 7 power forward by Rivals.com
- Ranked 21st by the Recruiting Services Consensus Index

Personal

- Born Amile O. Jefferson in Philadelphia, Pa. on May 7, 1993
- Son of Malcolm Musgrove and Quetta Jefferson
- Has a brother, Malcolm, and four sisters, Amoni, Amesa, Amea and Milan
- Father, Malcolm, played basketball at Delaware State from 1992-94
- Played AAU with Philly's Finest
- Hobbies include bowling and listening to music
- Favorite athletes are Kevin Durant and Allen Iverson



2012-13

Opponent	FG	3FG	FT	O-D-R	PF	Pts	A	TO	B	S	MIN
Georgia State	1-1	0-0	3-5	1-1-2	0	5	1	0	0	1	13
vs. [3] Kentucky	0-1	0-0	0-0	1-0-1	1	0	1	0	0	0	4
Florida Gulf Coast	2-4	0-0	0-1	1-1-2	2	4	0	1	2	2	13
vs. Minnesota	1-2	0-0	0-0	0-1-1	1	2	0	0	0	0	9
vs. VCU	0-0	0-0	0-0	0-0-0	0	0	0	0	0	0	2
vs. [2] Louisville	0-1	0-0	0-0	1-0-1	0	0	0	0	0	0	5
[4] Ohio State	0-0	0-0	0-0	0-0-0	0	0	0	0	0	0	3
Delaware	5-9	0-0	2-4	3-3-6	2	12	0	1	0	0	21
at Temple	3-5	0-0	1-1	1-1-2	1	7	1	0	1	0	9
Cornell	3-6	0-0	2-2	2-1-3	2	8	0	3	0	0	16
Elon	0-0	0-0	0-2	0-3-3	1	0	0	2	1	1	12
Santa Clara				DNP							
vs. Davidson	0-0	0-0	0-0	1-0-1	0	0	0	1	0	0	3
Wake Forest	0-0	0-0	0-0	1-1-2	1	0	0	0	0	0	4
Clemson	2-3	0-0	1-1	1-2-3	1	5	0	0	0	1	9
at [20] N.C. State	5-7	0-0	0-0	2-2-4	5	10	0	0	2	0	12
Georgia Tech	3-7	0-0	0-1	6-4-10	4	6	0	1	1	2	28
at [25] Miami	6-11	0-0	1-2	3-2-5	3	13	1	0	1	1	28*
Maryland	3-8	0-0	5-9	5-4-9	3	11	1	0	3	0	24*
at Wake Forest	0-1	0-0	0-0	1-2-3	4	0	0	1	0	1	19*
at Florida State	4-4	0-0	3-4	1-3-4	0	11	1	1	1	1	29*
N.C. State	2-3	0-0	0-0	2-3-5	3	4	0	1	1	0	25*
at Boston College	1-2	0-0	1-2	1-3-4	1	3	0	0	1	0	11*
North Carolina	1-4	0-0	0-0	3-5-8	2	2	0	0	0	1	20
at Maryland	0-0	0-0	0-0	0-2-2	2	0	0	0	0	0	8*
at Virginia Tech	1-4	0-0	2-2	2-3-5	1	4	0	0	0	0	17
Boston College	5-7	0-0	4-5	1-0-1	5	14	1	0	1	1	21
at Virginia	1-2	0-0	0-0	0-2-2	4	2	0	0	0	0	13
[5] Miami				DNP							
Virginia Tech	1-1	0-0	0-0	1-0-1	0	2	0	0	0	0	4
at North Carolina	0-0	0-0	0-0	0-0-0	0	0	0	0	0	0	3
^ vs. ^Maryland				DNP							
~ vs. ^Albany	0-0	0-0	0-0	0-0-0	0	0	0	0	0	0	4
~ vs. [22] Creighton	1-1	0-0	0-0	1-1-2	3	2	0	0	1	0	11
~ vs. [9] Michigan State				DNP							
~ vs. [2] Louisville	0-0	0-0	0-0	0-0-0	0	0	0	0	0	0	5

* Indicates Games Started
 [] AP Ranking
 ^ ACC Tournament
 ~ NCAA Tournament


2013-14

Opponent	FG	3FG	FT	O-D-R	PF	Pts	A	TO	B	S	MIN
Davidson	4-4	0-0	2-6	0-0-0	2	10	0	0	0	1	11*
[5] vs. Kansas	7-9	0-0	3-6	1-1-2	3	17	1	1	0	0	26*
Florida Atlantic	3-6	0-0	2-3	2-3-5	3	8	0	1	1	1	14*
UNC Asheville	1-1	0-0	1-2	3-3-6	3	3	2	0	0	1	19*
East Carolina	3-3	0-0	0-2	1-4-5	2	6	0	0	0	0	12*
Vermont	1-1	0-0	0-2	2-4-6	2	2	0	1	0	0	12*
vs. Alabama	0-2	0-0	0-0	0-4-4	2	0	0	1	0	0	8
[4] vs. Arizona	0-1	0-0	0-3	3-1-4	3	0	1	1	0	1	19
[22] Michigan	3-3	0-0	0-0	1-5-6	4	6	2	0	1	1	17
Gardner-Webb	2-5	0-0	0-2	5-5-10	2	4	1	1	1	0	12
vs. UCLA	5-6	0-0	1-4	2-5-7	2	11	2	0	2	0	23
Eastern Michigan	1-4	0-0	5-5	6-8-14	3	7	0	2	1	0	21
vs. Elon	4-7	0-0	1-3	3-3-6	2	9	0	0	1	1	18
at Notre Dame	2-5	0-0	0-1	4-5-9	3	4	1	0	1	0	21
Georgia Tech	2-3	0-0	2-3	2-8-10	2	6	1	0	1	0	28*
at Clemson	3-4	0-0	1-2	0-6-6	1	7	1	0	0	0	27*
Virginia	4-4	0-0	2-3	5-10-15	3	10	2	2	1	2	28*
NC State	3-5	0-0	3-3	2-6-8	1	9	2	0	0	0	24*
at Miami	4-7	0-0	0-0	4-3-7	2	8	0	1	3	1	32*
Florida State	0-2	0-0	2-6	3-3-6	4	2	2	1	0	1	21*
[18] at Pittsburgh	5-5	0-0	4-5	6-4-10	4	14	2	0	2	1	27*
[2] at Syracuse	6-10	0-0	2-2	6-1-7	5	14	5	1	0	1	28*
Wake Forest	0-0	0-0	2-3	1-3-4	3	2	0	1	0	0	20*
at Boston College	3-3	0-0	2-2	2-4-6	1	8	1	1	0	2	29*
Maryland	3-5	0-0	1-2	5-7-12	2	7	0	0	1	1	34*
at Georgia Tech	3-4	0-0	0-2	1-2-3	2	6	1	0	0	0	29*
at North Carolina	1-3	0-0	0-0	2-1-3	4	2	0	0	1	0	23*
[1] Syracuse	2-2	0-0	1-2	1-4-5	4	5	0	2	0	0	21*
Virginia Tech	3-3	0-0	0-1	4-4-8	3	6	0	3	0	1	26*
at Wake Forest	1-3	0-0	0-0	1-2-3	3	2	1	1	1	0	15*
[14] North Carolina	3-6	0-0	2-4	6-2-8	2	8	2	0	1	3	27
^ Clemson	3-6	0-0	0-0	6-7-13	3	6	1	0	0	0	34*
^ NC State	3-3	0-0	0-0	3-4-7	1	6	2	0	0	2	31*
^ [6] Virginia	5-7	0-0	1-2	2-2-4	4	11	1	0	0	1	30*
~ Mercer	1-4	0-0	0-0	6-5-11	3	2	2	2	1	1	27*

* Indicates Games Started
 [] AP Ranking
 ^ ACC Tournament
 ~ NCAA Tournament

PLAYERS

Career Highs			Career Statistics																		
			SEASON	GP-GS	MP	FG-FGA	PCT.	3PT-A	PCT.	FT-FTA	PCT.	REB.	AVG.	PF-DQ	AS	TO	BS	ST	TP	AVG.	
Points	17 vs. Kansas, 11/12/13		2012-13	32-7	405	51-94	.543	0-0	.000	25-41	.610	92	2.9	53-2	7	12	16	12	127	4.0	
Rebounds	15 vs. Virginia, 1/13/14		2013-14	35-26	796	94-146	.644	0-0	.000	40-81	.494	240	6.9	93-1	36	23	20	23	228	6.5	
Assists	5 vs. Syracuse, 2/1/14		Total	67-33	1201	145-240	.604	0-0	.000	65-122	.533	332	5.0	146-3	43	35	36	35	355	5.3	
Steals	3 vs. North Carolina, 3/8/14		Career ACC Regular Season Statistics																		
Blocks	3, 2x, last vs. Miami, 1/22/14		SEASON	GP-GS	MP	FG-FGA	PCT.	3PT-A	PCT.	FT-FTA	PCT.	REB.	AVG.	PF-DQ	AS	TO	BS	ST	TP	AVG.	
FG Made	7 vs. Kansas, 11/12/13		2012-13	18-18	275	35-64	.547	0-0	.000	17-26	.654	68	4.0	39-2	4	4	11	8	87	5.1	
FT Made	5, 2x, last vs. Eastern Michigan, 12/28/13		2013-14	18-16	460	48-74	.649	0-0	.000	24-41	.585	130	7.2	49-1	21	13	12	13	120	6.7	
Minutes	34 vs. Maryland, 2/15/14		Total	36-34	735	83-138	.601	0-0	.000	41-67	.612	198	5.5	88-3	25	17	23	21	207	5.8	
Miscellaneous	2013-14	Career	Career NCAA Tournament Statistics																		
Double-figure points	7	13	SEASON	GP-GS	MP	FG-FGA	PCT.	3PT-A	PCT.	FT-FTA	PCT.	REB.	AVG.	PF-DQ	AS	TO	BS	ST	TP	AVG.	
Double-figure rebounds	8	12	2012-13	3-0	20	1-1	1.000	0-0	.000	0-0	.000	2	0.7	3-0	0	0	1	0	2	0.7	
Double-doubles	2	2	2013-14	1-1	27	1-4	.250	0-0	.000	0-0	.000	11	11.0	3-0	2	2	1	1	2	2.0	
5 or more rebounds	26	33	Total	4-1	47	2-5	.400	0-0	.000	0-0	.000	13	3.3	6-0	2	2	2	1	4	1.0	
3 or more steals	1	1	Career ACC Tournament Statistics																		
2 or more blocks	3	6	SEASON	GP-GS	MP	FG-FGA	PCT.	3PT-A	PCT.	FT-FTA	PCT.	REB.	AVG.	PF-DQ	AS	TO	BS	ST	TP	AVG.	
Dunks	10	12	2012-13	-	-	-	-	-	-	-	-	-	-	-	-	-	-	-	-	-	
Three-point plays	11	18	2013-14	3-3	95	11-16	.688	0-0	.000	1-2	.500	24	8.0	8-0	4	0	0	3	23	7.7	
			Total	3-3	95	11-16	.688	0-0	.000	1-2	.500	24	8.0	8-0	4	0	0	3	23	7.7	



40 Marshall Plumlee

C • 7-0 • 255 • JR-3L
Warsaw, Ind. (Christ School [N.C.])
Major: History

Career

- Has played in 49 career games entering the season ... averages 0.8 points and 1.6 rebounds per game
- Saw increased playing time last year after having his first two seasons in Durham interrupted by foot injuries
- A high-energy post that runs the floor well and attacks the rim with aggression
- Brings energy, enthusiasm and toughness to the Duke post rotation ... poised to make a significant impact off the bench for the Blue Devils
- Possesses a soft touch out to 12 feet and is steadily developing as a back-to-the-basket scorer
- Has worked tirelessly in the weight room to improve strength and conditioning ... has added 40 pounds to his frame since arriving in Durham
- Has the size and strength to anchor Duke's post defense ... also possesses the foot speed and mindset to defend high screen and role actions
- Sets solid screens and is an active pick-and-roll big man ... continues to work on his hands and footwork in the post and off pick and roll action
- One of the hardest working players on the team in the weight room and on the court
- Added confidence from on-court success last season should lead to an increase in playing time
- Underwent foot surgery April 23, 2013 ... returned to the court in late August and is expected to be back at full strength by the start of practice
- Played for the East Coast All-Stars in the 2012 Four Nations Cup ... averaged 7.7 points, 8.3 rebounds and 3.0 blocks in three games

2013-14


- Played in 30 contests averaging 1.3 points and 2.2 rebounds per game ... also had 17 blocked shots while playing 8.5 minutes per game
- Went 16-of-29 (.552) from the field
- Was third on the team with 36 offensive rebounds despite playing under 10 minutes per game
- Played 10 or more minutes 13 times ... had five or more rebounds in five contests with at least five offensive rebounds twice
- Recorded two blocks and a steal in 12 minutes of action in the ACC title game against No. 6 Virginia (3/16)
- Had four rebounds in 11 minutes versus Clemson (3/14)
- Posted six points and seven rebounds, six on the offensive glass, at Wake Forest (3/5)
- Went 2-of-3 from the field and finished with four points, six rebounds and a block against Virginia Tech (2/25)
- Recorded four points, five rebounds and a career-best three blocks in a win over No. 1 Syracuse (2/22)
- Had three points, six rebounds, one block and a steal at North Carolina (2/20)
- Made his only shot attempt and finished with two points, three rebounds and a steal against Maryland (2/15)
- Had four rebounds, one assist and a block in a road win over No. 18 Pittsburgh
- Recorded career-highs with seven points and seven rebounds in 12 minutes against Florida State (1/25) ... six of his rebounds came on the offensive end of the floor
- Filled the stat sheet with four points, four rebounds, one assist, one block and a steal against Elon (12/31)
- Had two points, two rebounds and two assists in a win over Eastern Michigan (12/28)
- Registered two points, three rebounds and a block against No. 22 Michigan (12/3)
- Scored two points and added one rebound and a block versus UNC Asheville (11/18)

2012-13

- Appeared in 19 contests, averaging 0.1 points and 0.6 rebounds
- Pulled down one rebound against Louisville in the NCAA Elite Eight (3/31)
- Dished the first assist of his career in the second meeting with Virginia Tech (3/5) ... also nabbed one steal
- Recorded one rebound, one block and one steal in three minutes of action at Virginia Tech (2/21)
- Swiped the first steal of his career against Maryland (1/26)
- Notched multiple rebounds for the first time in his career against Miami (1/23)
- Scored his first career points with a layup in the second half of the ACC opener against Wake Forest (1/5) ... played a career-high seven minutes while also recording his second career block
- Pulled down an offensive rebound in one minute of play against Santa Clara (12/29)
- Made his Duke debut against Cornell (12/19), posting one rebound and one block in two minutes of action
- Was sidelined with a stress fracture in the second metatarsal of his left foot that was diagnosed just before the team's first practice on Oct. 12

2011-12

- Did not see game action while redshirting as a freshman
- Named to the ACC Academic Honor Roll
- Played in two of Duke's three exhibition games versus the Chinese National Team and in the exhibition contest against United Arab Emirates
- In the annual Blue-White scrimmage during Countdown to Crazyness, hit his only shot attempt and two free throws to finish with four points




High School

- Four-year letterwinner at Christ School under head coach David Gaines ... part of four NCISAA 3-A State Championship team at Christ School during his career
- Named to the McDonald's All-America team ... recorded five points and eight rebounds to help the East squad to a 111-96 victory ... also finished second in the McDonald's All-America Game Dunk Contest
- Claimed a 2011 Jordan Brand Classic Regional All-Star selection
- Awarded the Gatorade Player of the Year in North Carolina after averaging 11.5 points, 10.3 rebounds and 2.5 blocks per game as a senior
- Named team MVP after leading Christ School to a 32-5 record and the 2011 NCISAA 3-A State Championship
- 2011 NCISAA 3-A all-state selection and AP all-state honoree as a senior ... selected as first team All-WNC by the Asheville Citizen-Times
- Recorded 13 points and 10 rebounds in a 59-57 win over Charlotte Christian in the state championship game ... averaged 15.7 points and 10.2 rebounds during Christ School's run to the 2011 NCISAA 3-A State Championship
- CAA all-conference selection as a senior ... also led Christ School to a CAA Tournament Championship by averaging 14.5 points and 10 rebounds per game
- Honored with the WNC Sports Award by Mountaineer Athletic Club
- Had season highs with 25 points and 22 rebounds in an 85-73 win over Ridge View [S.C.] High School
- Finished his senior year with five 20-point games and 20 games with 10 or more rebounds
- Had 21 points and 11 rebounds in a 62-51 win over Westchester Country Day for a third place finish at the 2011 GlaxoSmithKline Holiday Invitational
- Won the 2011 City of Palms Tournament Slam Dunk Contest and was named to the all-tournament team
- Averaged 8.6 points, 8.0 rebounds and 2.6 blocks per game while helping Christ School to a 37-2 record and a state championship as a junior
- Key reserve as a sophomore on a Christ School team that went 36-2 and finished No. 15 in the ESPN Rise national rankings
- Averaged 3.4 points and 3.7 rebounds with season highs of 10 points and 13 boards, while playing behind three other eventual NCAA Division I players
- Saw time on the varsity team as a freshman ... played behind brothers Miles and Mason as Christ School finished 36-2 and won the state championship
- Teamed with Quinn Cook on the championship team at 2010 adidas Nations Experience
- Played in the 2010 Albert Schweitzer International Youth Basketball Tournament in Mannheim, Germany ... averaged 6.0 rebounds per game while helping the USA team to a fourth-place finish ... recorded a team-high 10 rebounds to go along with four blocks in a 91-81 win over previously unbeaten Spain in the tournament
- Ranked 61st by the Recruiting Services Consensus Index
- Rated as the No. 34 recruit in the 2011 class by ESPNU 100 ... also ranked in the top 100 by Scout.com (No. 68) and Rivals.com (No. 79)
- Played AAU basketball with Indiana Elite One

Personal

- Born Marshall Harrison Plumlee on July 14, 1992 in West Lafayette, Ind.
- Son of Perky and Leslie Plumlee
- Father, Perky, is a lawyer and played basketball at Tennessee Tech
- Mother, Leslie, is a pharmacist and played basketball at Purdue
- Has two older brothers, Miles and Mason, and a younger sister, Madeline
- Was joined on the 2011-12 Duke roster by Miles and Mason to become the first brother trio in ACC history to play on the same team ... the Plumlees were just the third brother trio to play on same Division I collegiate basketball team in NCAA history, joining the Brennan brothers (Matthew, Thomas & William) who played at Villanova in 1957-58 and the Bockhorn brothers (Bucky, Harold & Terry) who played at Dayton from 1956-58.
- Miles, a first round selection by the Indiana Pacers in 2012, is now a member of Phoenix Suns, while Mason was selected No. 22 overall by the Brooklyn Nets in the 2013 NBA Draft
- Sister, Madeline, is a freshman volleyball player at Notre Dame
- Grandfather, Albert Schultz, played basketball at Michigan Tech (1944) prior to joining the U.S. Air Force ... he also played on the U.S. Air Force Service Team in 1945
- Uncle, William Schultz, played basketball at Wisconsin-Eau Claire (1971-72) prior to being deployed to Vietnam ... 1972 NAIA National Runner-up
- Uncle, Chad Schultz, played basketball at Wisconsin-Oshkosh from 1983-86
- Received the Christ School Headmaster's Cup - given to senior who demonstrated exemplary character and leadership
- Head of the Christ School Honor Council and Latin League ... also a high honor student and member of National Honor Society
- A member of Prefect and Big Brother Award recipient while in high school
- Hobbies include reading, hiking, skeet shooting and video games
- Posted a 15-0 record playing JV tennis as a freshman at Christ School
- Favorite athlete is David Robinson



2012-13

Opponent	FG	3FG	FT	O-D-R	PF	Pts	A	TO	B	S	MIN
Georgia State				DNP - INJ							
vs. [3] Kentucky				DNP - INJ							
Florida Gulf Coast				DNP - INJ							
vs. Minnesota				DNP - INJ							
vs. VCU				DNP - INJ							
vs. [2] Louisville				DNP - INJ							
[4] Ohio State				DNP - INJ							
Delaware				DNP - INJ							
at Temple				DNP - INJ							
Cornell	0-0	0-0	0-0	0-1-1	0	0	0	0	1	0	2
Elon				DNP - INJ							
Santa Clara	0-1	0-0	0-0	1-0-1	0	0	0	0	0	0	1
vs. Davidson				DNP							
Wake Forest	1-2	0-0	0-2	0-0-0	2	2	0	0	1	0	7
Clemson	0-0	0-0	0-2	0-0-0	0	0	0	0	0	0	2
at [20] N.C. State	0-0	0-0	0-0	0-0-0	0	0	0	0	0	0	3
Georgia Tech	0-0	0-0	0-0	0-0-0	0	0	0	1	0	0	1
at [25] Miami	0-1	0-0	0-0	1-2-3	1	0	0	0	0	0	6
Maryland	0-1	0-0	0-0	0-0-0	0	0	0	1	0	1	3
at Wake Forest	0-0	0-0	0-0	0-1-1	1	0	0	1	0	0	4
at Florida State	0-1	0-0	0-0	0-1-1	0	0	0	0	0	0	6
N.C. State	0-0	0-0	0-0	0-1-1	0	0	0	0	0	0	0+
at Boston College				DNP							
North Carolina	0-0	0-0	0-0	0-0-0	0	0	0	0	0	0	1
at Maryland	0-0	0-0	0-0	0-0-0	0	0	0	1	0	0	1
at Virginia Tech	0-1	0-0	0-2	1-0-1	1	0	0	0	1	1	3
Boston College	0-1	0-0	0-0	1-0-1	0	0	0	1	0	0	5
at Virginia				DNP							
[5] Miami				DNP							
Virginia Tech	0-0	0-0	0-0	0-0-0	0	0	1	0	0	1	2
at North Carolina				DNP							
^ vs. ^Maryland				DNP							
~ vs. ^Albany	0-0	0-0	0-0	0-0-0	0	0	0	0	0	0	1
~ vs. [22] ^Creighton	0-0	0-0	0-0	0-0-0	0	0	0	0	0	0	1
~ vs. [9] ^Michigan State				DNP							
~ vs. [2] ^Louisville	0-0	0-0	0-2	1-0-1	0	0	0	0	0	0	1

* Indicates Games Started
 [] AP Ranking
 ^ ACC Tournament
 ~ NCAA Tournament

2013-14

Opponent	FG	3FG	FT	O-D-R	PF	Pts	A	TO	B	S	MIN	
Davidson	0-1	0-0	0-0	0-1-1	0	0	0	0	0	1	0	5
[5] vs. Kansas	0-0	0-0	0-0	0-0-0	0	0	1	0	0	0	3	
Florida Atlantic	0-1	0-0	0-0	0-0-0	1	0	0	0	0	0	6	
UNC Asheville	1-1	0-0	0-0	0-1-1	1	2	0	1	1	0	7	
East Carolina				DNP								
Vermont				DNP								
vs. Alabama				DNP								
[4] vs. Arizona	0-0	0-0	0-0	0-0-0	0	0	0	0	0	0	1	
[22] Michigan	1-1	0-0	0-2	2-1-3	1	2	0	0	1	0	6	
Gardner-Webb	0-0	0-0	0-0	3-0-3	1	0	1	1	0	0	5	
vs. UCLA	0-0	0-0	0-0	0-0-0	0	0	0	1	0	0	3	
Eastern Michigan	1-1	0-0	0-2	2-0-2	0	2	2	1	0	0	11	
vs. Elon	2-2	0-0	0-3	2-2-4	1	4	1	1	1	1	17	
at Notre Dame	0-0	0-0	0-0	0-0-0	0	0	0	0	0	1	4	
Georgia Tech	0-0	0-0	0-0	0-0-0	0	0	0	0	1	0	2	
at Clemson				DNP								
Virginia	0-0	0-0	0-0	0-1-1	2	0	0	0	1	0	12	
NC State	0-0	0-0	0-0	0-1-1	2	0	0	1	0	0	13	
at Miami	0-0	0-0	0-0	0-2-2	1	0	0	0	1	0	7	
Florida State	2-5	0-0	3-4	7-0-7	3	7	0	0	0	0	12	
[18] at Pittsburgh	0-1	0-0	0-0	1-3-4	0	0	1	1	1	0	12	
[2] at Syracuse	0-0	0-0	0-0	0-2-2	2	0	1	0	0	0	10	
Wake Forest	1-1	0-0	0-0	1-0-1	3	2	0	0	0	1	7	
at Boston College				DNP								
Maryland	1-1	0-0	0-0	1-2-3	0	2	0	0	0	1	6	
at Georgia Tech	0-0	0-0	0-0	0-0-0	0	0	0	0	0	0	8	
at North Carolina	1-2	0-0	1-2	3-3-6	4	3	0	0	1	1	16	
[1] Syracuse	2-2	0-0	0-2	2-3-5	0	4	1	1	3	0	19	
Virginia Tech	2-3	0-0	0-0	3-3-6	0	4	0	1	1	0	12	
at Wake Forest	2-5	0-0	2-2	6-1-7	4	6	0	0	2	0	17	
[14] North Carolina	0-0	0-0	0-0	0-1-1	0	0	0	0	0	0	5	
^ Clemson	0-1	0-0	0-0	2-2-4	0	0	0	1	0	0	11	
^ NC State	0-0	0-0	0-0	1-0-1	2	0	0	0	0	0	2	
^ [6] Virginia	0-1	0-0	0-0	0-0-0	1	0	0	0	2	1	12	
~ Mercer	0-0	0-0	0-0	0-0-0	0	0	0	0	0	0	3	

* Indicates Games Started
 [] AP Ranking
 ^ ACC Tournament
 ~ NCAA Tournament

Career Highs

Points	7, vs. Florida State, 1/25/14
Rebounds	7, 2x, last vs. Wake Forest, 3/5/14
Assists	2, vs. Eastern Michigan, 12/28/13
Steals	1, 8x, last vs. Virginia, 3/16/14
Blocks	3 vs. Syracuse, 2/22/14
FG Made	2, 4x, last vs. Wake Forest, 3/5/14
FT Made	3, vs. Florida State, 1/25/14
Minutes	19, vs. Syracuse, 2/24/14

Miscellaneous

	2013-14	Career
Double-figure points	0	0
3 or more rebounds	11	12
5 or more rebounds	5	5
2 or more blocks	3	3
2 or more steals	0	0
Charges drawn	0	0
Dunks	7	7
Three-point plays	0	0

Career Statistics

SEASON	GP-GS	MP	FG-FGA	PCT.	3PT-A	PCT.	FT-FTA	PCT.	REB.	AVG.	PF-DQ	AS	TO	BS	ST	TP	AVG.
2011-12																	
DNP - Redshirt																	
2012-13	19-0	50	1-8	.125	0-0	.000	0-8	.000	11	0.6	5-0	1	5	3	3	2	0.1
2013-14	30-0	254	16-29	.552	0-0	.000	6-17	.353	65	2.2	29-0	8	10	17	6	38	1.3
Total	49-0	304	17-37	.459	0-0	.000	6-25	.240	76	1.6	34-0	9	15	20	9	40	0.8

Career ACC Regular Season Statistics

SEASON	GP-GS	MP	FG-FGA	PCT.	3PT-A	PCT.	FT-FTA	PCT.	REB.	AVG.	PF-DQ	AS	TO	BS	ST	TP	AVG.
2011-12																	
DNP - Redshirt																	
2012-13	14-0	44	1-7	.143	0-0	.000	0-6	.000	8	0.6	5-0	1	5	2	3	2	0.1
2013-14	16-0	162	11-20	.550	0-0	.000	6-10	.600	46	2.9	21-0	3	4	11	4	28	1.8
Total	30-0	206	12-27	.444	0-0	.000	6-16	.375	54	1.8	26-0	4	9	13	7	30	1.0

Career NCAA Tournament Statistics

SEASON	GP-GS	MP	FG-FGA	PCT.	3PT-A	PCT.	FT-FTA	PCT.	REB.	AVG.	PF-DQ	AS	TO	BS	ST	TP	AVG.
2011-12																	
DNP - Redshirt																	
2012-13	3-0	3	0-0	.000	0-0	.000	0-2	.000	1	0.3	0-0	0	0	0	0	0	0.0
2013-14	1-0	3	0-0	.000	0-0	.000	0-0	.000	0	0.0	0-0	0	0	0	0	0	0.0
Total	4-0	6	0-0	.000	0-0	.000	0-2	.000	1	0.3	0-0	0	0	0	0	0	0.0

Career ACC Tournament Statistics

SEASON	GP-GS	MP	FG-FGA	PCT.	3PT-A	PCT.	FT-FTA	PCT.	REB.	AVG.	PF-DQ	AS	TO	BS	ST	TP	AVG.
2011-12																	
DNP - Redshirt																	
2012-13	-	-	-	-	-	-	-	-	-	-	-	-	-	-	-	-	-
2013-14	3-0	25	0-2	.000	0-0	.000	0-0	.000	5	1.7	3-0	0	1	2	1	0	0.0
Total	3-0	25	0-2	.000	0-0	.000	0-0	.000	5	1.7	3-0	0	1	2	1	0	0.0




14 Rasheed Sulaimon

G • 6-5 • 195 • JR-2L
Houston, Texas (Strake Jesuit College Prep)
Major: Sociology

Career

- Enters his third season in Durham with 50 career starts (70 games played) ... averaging 10.8 points, 2.9 rebounds and 2.1 assists per game with a 1.82:1 assist-to-turnover ratio ... shooting 38.8 percent (92-of-237) from three-point range in his career
- Ultra-quick guard with good strength and wing span ... has the ability to break down defenses with strong drives to the basket or with long range shooting stroke
- Can be a disruptive force on defense with active hands and consistent ball pressure
- Possesses excellent court vision and the ability to make scoring passes in traffic ... also a very good decision maker off the dribble
- Continues to develop his mid-range game and scoring off the bounce
- Added strength in the weight room will allow him to become a better finisher in traffic as well as a stronger rebounder
- Will be looked upon to be a consistent backcourt weapon and a hard-nosed defensive presence for the Blue Devils
- Poised for a big season after an uneven sophomore campaign ... possesses the tools to be an All-ACC caliber performer
- Can play either guard spot or slide to the small forward position in some rotations ... versatility allows him to impact the game in a variety of ways
- Has gained valuable experience playing USA Basketball ... was on gold medal-winning teams at the 2012 FIBA Americas U18 Championship and the 2013 FIBA U19 World Championship
- Active with the Read with the Blue Devils program ... also volunteers with The Monday Life, a non-profit organization that helps hospitalized children feel better and heal faster by drastically improving patient environments



PLAYERS

2013-14

- Played in 34 contest while making 17 starts ... averaged 9.9 points, 2.4 rebounds and 2.4 assists per contest
- Shot 41.0 percent (43-of-105) from three-point range and 76.8 percent (96-of-125) from the foul line ... also shot 40.2 percent (99-of-246) from the field overall
- Scored in double figures 19 times with three 20+ point efforts ... led the team in assists 10 times and in scoring twice
- Named ACC Player of the Week on Jan. 20
- Knocked down five three-point field goals and finished with 20 points, three rebounds and a steal against Mercer (3/21)
- Went 7-of-12 from the field and scored 16 points in an ACC Tournament win over NC State (3/15)
- Had 14 points, three rebounds, one assist and a steal in the ACC Tournament against Clemson (3/14)
- Scored 10 points and added four rebounds against No. 14 North Carolina (3/8) ... was 2-of-3 from the field and 5-of-6 from the foul line in the win
- Tallied 14 points, four assists and two steals at Wake Forest (3/5)
- Made four three-point field goals and scored 15 points in a win over Virginia Tech (2/25) ... added four rebounds, five assists and two steals against the Hokies
- Totaled eight points, four rebounds, a season-high seven assists and two steals in a win over No. 1 Syracuse (2/22)
- Had 10 points, two rebounds and six assists at Boston College (2/8)
- Scored 19 points to go along with four rebounds, five assists and two steals versus Wake Forest (2/4)
- Recorded 16 points, two rebounds and six assists in an overtime loss at No. 2 Syracuse ... went 4-of-7 from three-point range, including one at the buzzer to send the game into overtime
- Finished with 13 points, six assists and a steal in a win over NC State (1/18)
- Scored 21 points and added two assists and two steals against Virginia (1/13) ... went 7-of-11 from the field, including 4-of-5 from three-point range ... buried a three-point field goal in the closing seconds to help secure the win
- Knocked down both three-point field goal attempts and finished with 11 points, five rebounds and two assists against Georgia Tech (1/7)
- Went 4-of-6 from the field in an 11-point effort versus Elon (12/31) ... also had four rebounds and two assists in the contest
- Went 2-of-3 from the field and 9-of-11 from the foul line for 13 points against Eastern Michigan (12/28) ... also had two rebounds, three assists and two steals
- Had eight points, five rebounds and four assists in 18 minutes against UCLA (12/19)
- Scored 13 points on 5-of-10 shooting versus No. 5 Kansas (11/12) in the Champions Classic
- Recorded 20 points and a season-high seven rebounds in a win over Davidson (11/8) ... went 6-of-9 from the field, including 3-of-4 from three-point distance, and 5-of-6 from the foul line in the contest

2012-13


- Selected to the ACC All-Freshman Team by the league's coaches and media ... also earned a spot on the All-ACC Academic Team
- Appeared in all 36 games while starting 33 ... averaged 11.6 points, 3.4 rebounds and 1.9 assists per contest
- Knocked down 49 three-point field goals, seventh most by a Duke freshman ... shot 37.1 percent from behind the three-point arc
- Scored in double figures 22 times with three 20+ point efforts
- Ranked seventh in the ACC in free throw percentage (.802) ... free throw percentage was the sixth-best by a Duke freshman
- Named ACC Rookie of the Week twice (12/3, 2/25)
- Went 12-of-14 from the free throw line and finished with 16 points and four rebounds in an Elite Eight win over Michigan State (3/29)
- Finished with 21 points to lead Duke in scoring in an NCAA Tournament win over Creighton (3/24) ... was 5-of-9 from the field and 8-of-10 from the foul line against the Bluejays
- Scored 12 of Duke's 26 points in the second half of the ACC Tournament quarterfinal game against Maryland (3/15) ... finished with 16 points and six rebounds
- Led Duke in scoring with a career-high 27 points on a career-best 10 made field goals in a win over Maryland (2/24) ... scored 15 points in the opening half on 6-of-9 shooting
- Totaled 17 points on 7-of-11 shooting from the field and 3-of-4 shooting from three-point range against Virginia Tech (2/21)
- Turned in a 7-of-7 free throw shooting performance against Maryland

(2/16) ... finished with 16 points and four rebounds

- Totaled 13 points and a team-high five assists in a win over North Carolina (2/13)
- Scored 25 points to lead Duke past Maryland (1/26) ... matched a Duke freshman record by hitting six three-pointers ... also converted the first four-point play of his career ... was 9-of-13 from the field, including 6-of-8 from three-point range in the victory
- Led Duke in scoring with a 16-point performance against Miami (1/23) ... registered a season-high four assists
- Hit three treys in a win over Georgia Tech (1/17) ... shot 5-of-8 from the floor and 3-of-4 from three-point range to finish with 15 points
- Matched a career high with seven rebounds against Clemson (1/8)
- Scored 12 points to lead Duke past Wake Forest (1/5) ... shot 5-of-11 from the floor and 2-of-4 from three-point range
- Finished with eight points and seven rebounds in a win over Davidson (1/2)
- Turned in his third game of the season with at least three treys in a win over Elon (12/20) ... finished with 13 points, two rebounds, four assists and a steal
- Notched 16 points on 6-of-10 shooting from the field and 4-of-4 shooting at the free throw line against Cornell (12/19)
- Dished a season-high seven assists in a win over Temple (12/8) ... also scored eight points and pulled down two rebounds
- Tallied double-figuring scoring for the seventh consecutive game with a 14-point performance against Delaware (12/1) ... also registered four rebounds and six assists in the win
- Recorded all 17 of his points in the second half to propel Duke to a 73-68 victory over No. 4 Ohio State (11/28) ... shot 7-of-10 from the floor in the second half, with the seven field goals marking a career-high ... tallied double-figure scoring for the sixth consecutive game
- Scored 14 points to help Duke capture the Battle 4 Atlantis title with a win over No. 2 Louisville (11/24) ... finished the night with 14 points, four rebounds, three steals and one block
- Pulled down seven rebounds to go with 12 points in a win over VCU (11/23) ... also played a season-high 34 minutes in the contest
- Totaled 11 points on 4-of-7 shooting from the field against Minnesota (11/22) in the Battle 4 Atlantis opener
- Scored a season-best 19 points against Florida Gulf Coast (11/18) ... sank three treys and went 6-of-6 at the free throw line ... drew three charges in the contest
- Posted the first double-figure scoring effort of his career in a win over No. 3 Kentucky (11/13), registering 10 points, a team-high six rebounds and five assists (zero turnovers) in 33 minutes of action ... sank three treys and drew a charge in the second half of play to spark the Blue Devils
- Earned a start in his collegiate debut against Georgia State (11/9), scoring six points on 2-of-3 shooting from three-point range ... also pulled down four rebounds and tallied four assists ... became the ninth freshman guard to start a season opener under Coach K

High School

- Contributed 18 points and four assists for the West team, which beat the East team 106-102, in the 2012 McDonald's All-America game
- Won the Powerade Jam Fest three-point shootout at the McDonald's All-America game ... became the eighth Blue Devil to capture the three-point shootout title at the event
- Scored 13 points and pulled down seven rebounds for the West team in a 99-95 victory over the East team at the 2012 Jordan Brand Classic
- Played three varsity seasons at Strake Jesuit Prep in Houston, Texas ... freshmen are not permitted to play varsity athletics at the school
- Averaged 27.4 points, 6.4 rebounds and 3.6 assists per game as Strake Jesuit went 26-4, won the District 19-5A title and made an appearance in the state playoffs in 2012
- Shot 57.3 percent from the floor, including 40.6 percent from three-point range, as a senior and also led Strake Jesuit in assists and defensive rebounds
- Scored 42 points in his team's loss in the area championship game as a senior
- Named to the Parade Magazine All-America team following his senior season ... also a third team MaxPreps All-America selection
- Selected as a second team ESPNHS All-America in 2012
- Chosen as inaugural Guy V. Lewis Greater Houston Player of the Year as a senior
- Named 5A all-state in 2012 by the Texas Association of Basketball Coaches



- Tabbed 2012 District 19-5A MVP by district coaches after leading Strake Jesuit to a 14-0 mark in district play
- Played in the 2011 All-American Championship in Houston, Texas and scored 13 points on 5-of-12 shooting in addition to dishing out six assists
- As a junior, averaged 21.4 ppg., 5.4 rpg., 3.0 apg. and 2.4 spg. to lead Strake Jesuit to a 26-4 record and the District 19-5A title
- Scored 20 or more points in 16 of his 30 games in 2011, while reaching double figures in all but one contest
- Averaged 21.4 points, 3.9 rebounds, 2.6 assists and 2.1 steals per game as a sophomore ... led Strake Jesuit to a 20-14 record and Region 3 semifinals appearance in 2010
- Ranked as the No. 1 shooting guard in his class by Scout.com, No. 3 by ESPN 100 and the fourth-best shooting guard by Rivals
- Rated as the No. 12 overall prospect by Scout.com and ESPN 100 and No. 18 by Rivals.com
- Ranked No. 12 overall by the Recruiting Services Consensus Index

USA Basketball

- Started eight of nine contests for gold medal-winning 2013 FIBA U19 World Championship Team ... averaged 8.4 points and 2.8 rebounds while shooting 40.5 percent (15-of-37) from three-point range.
- Had 15 points on 7-of-12 shooting in pool play against Serbia ... added 12 points in the gold medal game against Serbia
- Helped USA to the gold medal at 2012 Men's FIBA Americas U18 Championship in Brazil
- Came off the bench in all five games to average 10.0 points and 3.4 rebounds per game ... shot 54.1 percent (20-of-37) from the field in 20.0 minutes per game
- Had 14 points on 5-of-9 shooting in the semifinal win over Argentina ... recorded 12 points, five rebounds and three assists in a tournament opening win over the U.S. Virgin Islands
- Also played in the 2012 USA Basketball Nike Hoop Summit, scoring three points in 19 minutes of action as the U.S. fell to the World team, 84-75

Personal

- Born Rasheed Wesley Sulaimon on March 9, 1994 in Houston, Texas
- Son of Kenny and Angela Sulaimon
- Father, Kenny, is a store manager and is originally from Nigeria
- Mother, Angela, is a nutritionist and was born in Jamaica
- Has a brother, David, and four sisters, LaToya, Brittany, Shannon and Raven
- Member of the National Honor Society, holding a 3.56 GPA at Strake Jesuit ... also received the Scholar-Athlete of the Year Award as a senior
- A two-year volunteer with the Challenge Basketball Program
- Played AAU for Houston Hoops



13

Matt Jones

G • 6-5 • 210 • SO-1L
DeSoto, Texas (DeSoto)

Career

- A strong guard who showed good defensive instincts as a freshman ... has the ability to be an elite wing defender with a good balance of strength, quickness and intensity
- Worked hard throughout the offseason on his ball handling and shooting
- Poised to earn additional playing time in 2014-15 after making four starts last season
- Provides depth in the backcourt with the ability to play on or off the ball

2013-14

- Played in 32 contests with four starts ... averaged 1.8 points and 0.8 rebounds per game
- Drew starts in four consecutive games versus Virginia (1/13), NC State (1/18), Miami (1/22) and Florida State (1/25)
- Scored six points on 3-of-3 shooting and added one rebound in a road win over Boston College (2/8)
- Had five points and two rebounds at Miami (1/22)
- Went 2-of-3 from the field and finished with four points, two rebounds and a steal in 17 minutes of action against NC State (1/18)
- Made his first career start in a win over Virginia (1/13) ... scored four points on 4-of-6 shooting from the free throw line in a season-high 19 minutes
- Had three points and a steal in a win over Elon (12/31)
- Played 18 minutes in a win over No. 22 Michigan (12/3) ... recorded two points and three rebounds against the Wolverines
- Tallied a season-high 13 points to go along with three rebounds and a steal versus Alabama (11/27) ... went 3-of-5 from the field, including 2-of-3 from three-point range, and 5-of-7 from the foul line in the contest
- Had four points, three rebounds, one assist and a steal against UNC Asheville (11/18)
- Went 2-of-3 from the field for four points in a win over Florida Atlantic (11/15)
- Began the season with a five-point, three-steal effort against Davidson (11/8) ... went 3-of-4 from the free throw line in the win


High School

- Four-year letterwinner at DeSoto under head coach Chris Dyer
- Helped DeSoto to a 131-18 record over his high school career.
- Scored four points and added one rebound, one assist and a steal in helping the West team to a 110-99 win at the 2013 McDonald's All-America game
- Finished second in the 2013 Powerade Jam Fest three-point contest
- Had 14 points with a pair of three-point field goals and 6-of-7 shooting from the free throw line in a 102-98 West victory at the 2013 Jordan Brand Classic
- Led his team to a 33-3 record, including a 14-1 mark in league play as a senior
- Averaged 17.5 points, 7.2 rebounds and 6.0 assists per game while earning all-state honors in 2013
- Named MVP of the HSOT Holiday Invitational after leading DeSoto to a 45-42 title-game victory over St. Joseph's [N.J.]
- Had 18 points in a 46-34 win over Hampton [Va.] in the semifinals of the HSOT Holiday Invitational
- Scored 17 points and four assists in a 57-50 win 57-50 over Kinston in the opening round of the HSOT Holiday Invitational
- Scored 23 points and five rebounds in a win over Simeon Career Academy and current Duke teammate Jabari Parker in a nationally televised contest
- Averaged 18.5 points, 8.5 rebounds and 3.4 assists per game as a junior, while guiding DeSoto to a 33-6 record and an appearance Class 5A regional finals
- Earned second team MaxPreps All-America in 2012
- Scored 29 points DeSoto to a 64-55 regional quarterfinal win over Richardson Berkner in 2012

- Named to the 2011 Whataburger Tournament Orange Bracket All-Tournament Team
- Scored 22 points to lead DeSoto to a 77-39 win over Coppell 77-39 in the opening round of the Whataburger Basketball Tournament
- Helped the team to a 34-4 record and a state tournament regional runner-up finish as a sophomore
- Member of varsity team as a freshman ... DeSoto finished the year 31-5 overall and reached the regional semifinals in the Texas state playoffs
- Ranked No. 25 in his class according to Scout.com ... tabbed No. 36 prospect in the class by Rivals.com and ESPN
- Rated No. 34 overall in the Recruiting Services Consensus Index

Personal

- Born Matthew Elliot Jones on Dec. 5, 1994
- Son of Mark and Arolynn Jones
- Has two older sisters, Alex and Jordan, and a younger brother, Mason
- Sister, Jordan, is a junior guard at Texas A&M ... the pair became the third brother-sister combination to earn McDonald's All-America recognition



2013-14

Opponent	FG	3FG	FT	O-D-R	PF	Pts	A	TO	B	S	MIN
Davidson	1-4	0-2	3-4	0-0-0	3	5	1	0	0	3	17
[5] vs. Kansas	0-1	0-1	0-2	0-0-0	0	0	0	0	0	0	4
Florida Atlantic	2-3	0-1	0-0	0-0-0	1	4	0	1	0	0	8
UNC Asheville	1-4	0-1	2-2	0-3-3	1	4	1	0	0	1	14
East Carolina	0-0	0-0	2-2	0-0-0	0	2	0	0	0	0	2
Vermont	0-0	0-0	0-0	0-0-0	0	0	0	0	0	0	1
vs. Alabama	3-5	2-3	5-7	1-2-3	1	13	0	1	0	1	16
[4] vs. Arizona	0-1	0-0	0-0	0-0-0	0	0	0	0	0	0	2
[22] Michigan	0-4	0-2	2-2	2-1-3	2	2	0	1	0	0	18
Gardner-Webb	0-1	0-0	1-4	1-0-1	0	1	1	0	0	2	14
vs. UCLA	0-0	0-0	0-0	0-0-0	0	0	0	0	0	0	2
Eastern Michigan	1-4	0-2	0-0	0-0-0	0	2	0	0	0	0	4
vs. Elon	1-3	0-1	1-2	1-0-1	0	3	0	0	0	1	11
at Notre Dame				DNP							
Georgia Tech	0-0	0-0	0-0	0-0-0	1	0	0	0	0	0	2
at Clemson	0-1	0-1	0-0	0-0-0	0	0	0	0	0	0	3
Virginia	0-1	0-0	4-6	0-1-1	3	4	0	0	0	0	19*
NC State	2-3	0-1	0-0	0-2-2	2	4	0	0	0	1	17*
at Miami	1-5	1-3	2-2	1-1-2	1	5	0	0	0	0	16*
Florida State	0-2	0-0	0-0	0-1-1	2	0	0	1	0	0	6*
[18] at Pittsburgh	0-0	0-0	0-0	0-0-0	1	0	0	0	0	0	5
[2] at Syracuse	0-0	0-0	0-0	0-0-0	1	0	0	0	0	0	0+
Wake Forest	0-0	0-0	0-2	1-0-1	1	0	0	0	0	1	5
at Boston College	3-3	0-0	0-0	1-0-1	1	6	0	0	0	0	6
Maryland	0-0	0-0	1-2	1-1-2	1	1	0	0	0	0	4
at Georgia Tech	0-1	0-0	0-2	0-3-3	1	0	1	0	1	1	7
at North Carolina				DNP							
[1] Syracuse				DNP							
Virginia Tech	0-1	0-1	0-0	0-0-0	0	0	0	0	0	0	4
at Wake Forest	0-0	0-0	0-2	1-1-2	0	0	0	0	0	0	5
[14] North Carolina	0-1	0-0	0-0	0-0-0	0	0	0	0	0	0	3
^ Clemson	0-2	0-1	0-0	1-0-1	0	0	0	0	0	0	11
^ NC State	0-0	0-0	0-0	0-0-0	0	0	1	0	0	0	4
^ [6] Virginia	0-0	0-0	0-0	0-0-0	0	0	0	0	0	0	3
~ Mercer	0-1	0-1	0-0	0-0-0	1	0	0	0	0	0	2

* Indicates Games Started
 [] AP Ranking
 ^ ACC Tournament
 ~ NCAA Tournament



PLAYERS

Career Highs

Points	13 vs. Alabama, 11/27/13
Rebounds	3, 3x, last vs. Michigan, 12/3/13
Assists	1, 4x, last vs. NC State, 3/15/14
Steals	3, 2x, last vs. Florida Atlantic, 11/15/13
Blocks	1 vs. Georgia Tech, 2/18/14
FG Made	3, 2x, last vs. Boston College, 2/8/14
3FG Made	2 vs. Alabama, 11/27/13
FT Made	5 vs. Alabama, 11/27/13
Minutes	19 vs. Virginia, 1/13/14

Miscellaneous

	2013-14	Career
Double-figure points	1	1
3 or more assists	0	0
2 or more steals	3	3
2 or more 3pt FG	1	1
Charges drawn	0	0
Dunks	1	1
Three-point plays	0	0

Career Statistics

SEASON	GP-GS	MP	FG-FGA	PCT.	3PT-A	PCT.	FT-FTA	PCT.	REB.	AVG.	PF-DQ	AS	TO	BS	ST	TP	AVG.
2013-14	32-4	235	15-51	.294	3-21	.143	23-41	.561	27	0.8	24-0	5	4	1	11	56	1.8
Total	32-4	235	15-51	.294	3-21	.143	23-41	.561	27	0.8	24-0	5	4	1	11	56	1.8

Career ACC Regular Season Statistics


SEASON	GP-GS	MP	FG-FGA	PCT.	3PT-A	PCT.	FT-FTA	PCT.	REB.	AVG.	PF-DQ	AS	TO	BS	ST	TP	AVG.
2013-14	15-4	102	6-18	.333	1-6	.167	7-16	.438	15	1.0	15-0	1	1	1	3	20	1.3
Total	15-4	102	6-18	.333	1-6	.167	7-16	.438	15	1.0	15-0	1	1	1	3	20	1.3

Career NCAA Tournament Statistics

SEASON	GP-GS	MP	FG-FGA	PCT.	3PT-A	PCT.	FT-FTA	PCT.	REB.	AVG.	PF-DQ	AS	TO	BS	ST	TP	AVG.
2013-14	1-0	2	0-1	.000	0-0	.000	0-0	.000	0	0.0	1-0	0	0	0	0	0	0.0
Total	1-0	2	0-1	.000	0-0	.000	0-0	.000	0	0.0	1-0	0	0	0	0	0	0.0

Career ACC Tournament Statistics

SEASON	GP-GS	MP	FG-FGA	PCT.	3PT-A	PCT.	FT-FTA	PCT.	REB.	AVG.	PF-DQ	AS	TO	BS	ST	TP	AVG.
2013-14	3-0	18	0-2	.000	0-1	.000	0-0	.000	1	0.3	0-0	1	0	0	0	0	0.0
Total	3-0	18	0-2	.000	0-1	.000	0-0	.000	1	0.3	0-0	1	0	0	0	0	0.0



34

Sean Obi

F • 6-9 • 270 • SO-TR
Kaduna, Nigeria (Greens Farms Academy)

Career Notes

- Transferred to Duke after playing his freshman season at Rice ... will sit out the 2014-15 season due to NCAA transfer rules
- Becomes the fifth player to transfer to Duke under Mike Krzyzewski, joining Roshown McLeod (1995 - St. John's), Dahntay Jones (2000 - Rutgers), Seth Curry (2009 - Liberty) and Rodney Hood (2012 - Mississippi State)
- A wide-bodied interior presence who will use next season to improve his conditioning, strength and agility
- Has good hands and solid footwork in the post ... continues to improve as a scoring threat on the block
- Shows excellent rebounding instincts and the ability to rebound outside of his zone on both ends of the court
- Will be looked upon to push Duke's post players each day in practice ... has a strong voice that will allow him to be a vocal leader on the Blue Devils' second unit

2013-14 (at Rice)

- A Conference USA All-Freshman Team Selection
- Member of 2014 C-USA Commissioner's Honor Roll
- Averaged 11.4 points and 9.3 rebounds per game while playing in all 30 games with 29 starts (the exception being Senior Day) ... led Rice in points scored (342) and rebounds (279)
- Led C-USA in rebounding and ranked fourth in field goal percentage (.591) ... ranked 30th nationally and second among freshmen in rebounding
- Named Conference USA Freshman of the Week on Nov. 25 after averaging 12.5 points and 10.0 rebounds
- Set Rice's freshman record with 279 rebounds591 field goal percentage also tied the Rice freshman record
- Recorded 11 double-doubles, tied for ninth in Rice's single-season record book
- Led the Owls in rebounding in 26 games and in scoring 13 times
- Recorded 12 points and nine rebounds against North Texas (3/11) in the C-USA Championship
- Scored 14 points and grabbed 12 rebounds against East Carolina (2/22) ... went 7-of-8 from the field versus the Pirates
- Notched a double-double with 11 points and 10 rebounds at Old Dominion (2/20)
- Collected a double-double in the win over North Texas (2/6) with 18 points and 13 boards ... was 8-of-10 from the field
- Hauled in 13 rebounds at UTEP (2/1) to accompany five points on 2-of-3 shooting with two blocks
- Racked up 19 points and 10 boards at UTSA (1/30)
- Posted 22 points on 11-of-13 shooting with 17 rebounds against Marshall (1/23) ... added two blocks in 31 minutes of action
- Led Rice with 12 points and 12 boards at Tulane (1/18)
- Posted 14 points and 10 rebounds against Florida Atlantic (1/11)
- Scored seven points on 3-of-6 shooting against FIU (1/9) and added a team-high eight rebounds
- Racked up a double-double with 10 points and 12 rebounds at Texas (12/30)
- Established career highs in points (25) and rebounds (19) in a triple-overtime win over South Alabama (12/7) ... went 9-of-16 from the field and 7-of-11 from the foul line in 41 minutes of action
- Connected on 8-of-9 field goals for 17 points and added nine rebounds in a win at Santa Clara (11/30)
- Tallied his first double-double of the season with 16 points on 7-of-9 shooting and 11 rebounds in the win at Texas A&M-Corpus Christi (11/20)
- Pulled in nine rebounds at Texas A&M (11/15) ... shot 4-of-5 from the field for eight points
- Started in his Rice debut against St. Thomas (11/9) and led the team with eight rebounds ... shot 3-of-4 from the field and 2-of-3 at the foul line for eight points

High School

- Wrapped up his senior season with a 26-2 record after winning the NEPSAC Class C Tournament with a 55-50 win against Pingree
- Posted team-leading averages of 17.0 points and 12.0 rebounds per game ... added 3.1 assists and 2.7 blocked shots per game
- Scored 24 points and grabbed 12 rebounds in the FAA Championship
- Tallied 1,299 points and 1,090 rebounds in under three full seasons at Greens Farms Academy ... also recorded 56 career double-doubles
- As a junior, averaged 18.2 points and 20.0 rebounds per game with double-doubles in all 23 games on the season ... led the team to an 18-5 mark
- Ranked as the No. 2 player in his class in Connecticut by ESPN.com
- Played for the AAU Connecticut Basketball Club alongside current Detroit Piston Andre Drummond
- Earned Head of School honors two times

Personal

- Full name is Sean Obi
- Born on Jan. 16, 1995 in Kaduna, Nigeria
- Guardians are Bobbi and Steve Eggers of Greenwich, Conn.
- Has two brothers, including former Rice teammate Hunter Eggers ... also has two sisters
- Fed homeless families in New York through the Midnight Run volunteer organization
- Moved to the United States prior to his sophomore year in high school ... has played just four years of organized basketball



2013-14 (at Rice)

Opponent	FG	3FG	FT	O-D-R	PF	Pts	A	TO	B	S	MIN
St. Thomas	3-4	0-0	2-3	3-5-8	2	8	1	4	2	0	22*
Southeastern La.	5-6	0-0	1-4	2-4-6	4	11	2	3	0	0	20*
at Texas A&M	4-5	0-0	0-0	1-8-9	4	8	1	0	0	1	24*
at A&M-Corpus Christi	7-9	0-0	2-5	5-6-11	1	16	1	2	0	1	32*
Princeton	3-7	0-0	3-5	4-5-9	2	9	0	3	2	0	20*
vs Rider	3-5	0-0	0-0	0-6-6	3	6	2	1	0	0	20*
at Santa Clara	8-9	0-0	1-3	2-7-9	4	17	1	3	1	0	23*
at Houston Baptist	4-9	0-0	5-7	1-5-6	3	13	0	0	1	1	23*
South Alabama	9-16	0-0	7-11	5-14-19	5	25	2	1	0	1	41*
Northwood	2-3	0-0	7-10	3-8-11	2	11	0	2	1	2	26*
vs Houston	3-9	0-0	3-4	5-2-7	5	9	0	3	1	0	19*
at Texas	3-8	0-0	4-5	5-7-12	2	10	1	0	0	1	23*
Harvard	2-7	0-0	2-3	4-4-8	3	6	2	3	0	1	25*
FIU	3-6	0-0	1-3	2-6-8	0	7	0	1	1	0	23*
Florida Atlantic	7-11	0-0	0-0	1-9-10	3	14	1	4	0	1	23*
at Southern Miss	4-7	0-0	1-2	1-4-5	2	9	1	0	2	0	26*
at Tulane	3-4	0-0	6-8	4-8-12	3	12	0	4	1	1	22*
Marshall	11-13	0-0	0-3	5-12-17	3	22	2	1	2	0	31*
Charlotte	4-9	0-0	0-3	3-4-7	5	8	1	2	0	1	29*
at UTSA	9-15	0-0	1-2	1-9-10	5	19	1	0	0	0	30*
at UTEP	2-3	0-0	1-3	2-11-13	2	5	0	1	2	1	35*
North Texas	8-10	0-0	2-2	1-12-13	2	18	0	3	1	0	32*
Tulsa	3-7	0-0	3-6	3-9-12	4	9	0	1	0	0	30*
at Louisiana Tech	2-6	0-0	2-4	2-2-4	1	6	0	2	1	0	27*
at Old Dominion	5-12	0-0	1-4	1-9-10	4	11	1	4	2	1	34*
at East Carolina	7-8	0-0	0-0	3-9-12	4	14	1	2	0	0	31*
UAB	5-7	0-0	2-2	2-5-7	4	12	0	2	1	0	21*
at Middle Tennessee	1-3	0-0	1-4	0-4-4	4	3	1	4	1	1	21*
Louisiana Tech	6-10	0-0	0-4	1-4-5	1	12	2	1	0	0	25
% vs North Texas	4-9	0-0	4-4	2-7-9	4	12	0	2	0	1	33*

* Indicates Games Started
% C-USA Tournament

PLAYERS

Career Highs (at Rice)		Career Statistics																		
Points	25 vs. South Alabama, 12/7/13	SEASON	GP-GS	MP	FG-FGA	PCT.	3PT-A	PCT.	FT-FTA	PCT.	REB.	AVG.	PF-DQ	AS	TO	BS	ST	TP	AVG.	
Rebounds	19 vs. South Alabama, 12/7/13	2013-14	30-29	791	140-237	.591	0-0	.000	62-114	.544	279	9.3	91-4	24	59	22	15	342	11.4	
Assists	2, 6x, most recent vs. La. Tech, 2/15/14	TOTAL	30-29	791	140-237	.591	0-0	.000	62-114	.544	279	9.3	91-4	24	59	22	15	342	11.4	
Steals	2 vs. Northwood, 12/19/13	Career C-USA Regular Season Statistics																		
Blocks	2, 6x, most recent vs. Old Dominion, 2/20/14	SEASON	GP-GS	MP	FG-FGA	PCT.	3PT-A	PCT.	FT-FTA	PCT.	REB.	AVG.	PF-DQ	AS	TO	BS	ST	TP	AVG.	
FG Made	11 vs. Marshall, 1/23/14	2013-14	16-15	440	80-131	.611	0-0	.000	21-50	.420	149	9.3	47-2	11	32	14	6	181	11.3	
FT Made	7, 2x, most recent vs. Northwood, 12/19/13	TOTAL	16-15	440	80-131	.611	0-0	.000	21-50	.420	149	9.3	47-2	11	32	14	6	181	11.3	
Minutes	41 vs. South Alabama, 12/7/13	Career C-USA Tournament Statistics																		
Miscellaneous (at Rice)		2013-14	SEASON	GP-GS	MP	FG-FGA	PCT.	3PT-A	PCT.	FT-FTA	PCT.	REB.	AVG.	PF-DQ	AS	TO	BS	ST	TP	AVG.
Double-figure points	17	2013-14	1-1	33	4-9	.444	0-0	.000	4-4	1.000	9	9.0	4-0	0	2	0	1	12	12.0	
20-pt games	2	TOTAL	1-1	33	4-9	.444	0-0	.000	4-4	1.000	9	9.0	4-0	0	2	0	1	12	12.0	
Double-figure rebounds	13	* Played 2013-14 season at Rice																		
Double-doubles	11																			
2 or more steals	1																			
2 or more blocks	6																			



30

Semi Ojeleye

F • 6-8 • 230 • SO-11
Ottawa, Kan. (Ottawa)

Career

- A top tier athlete that gained valuable experience in practice as a freshman
- Showed an excellent shooting touch and strong rebounding abilities in limited game action a year ago
- Continues to gain strength and improve his athleticism through hard work in the weight room
- Poised to earn extended playing time on the wing after spending much of his freshman season behind NBA first round draft picks Rodney Hood and Jabari Parker
- Has the ability to be an elite defensive player as he becomes more comfortable with the college game ... continues to improve his on-court communication and understanding of the game

2013-14

- Averaged 1.6 points and 0.9 rebounds per game while appearing in 17 contests ... Duke won all 17 games in which he played
- Was an efficient 7-of-14 (.500) from the field, including 4-of-7 (.571) from three-point range
- Went 10-of-11 (.909) from the free throw line
- Saw action in nine ACC games
- Knocked down a three-point field goal and added an offensive rebound in a home win over Wake Forest (2/22)
- Grabbed a rebound in one minute of action at Miami (1/22)
- Scored four points on 4-of-4 shooting from the free throw line and added a rebound in six minutes against NC State (1/18)
- Recorded two rebounds and an assist in a home win over Virginia (1/13)
- Scored two points and added a rebound versus Elon (12/31)
- Had two points and a rebound against Eastern Michigan (12/28)
- Finished with two points, one block and one steal in a win over Gardner-Webb (12/16)
- Knocked down a three-point field goal against Vermont (11/24)
- Collected two rebounds and a block versus East Carolina (11/19)
- Tallied a season-high 10 points on 3-of-3 shooting in a win over UNC Asheville (11/18) ... knocked down two three-point field goals and also added five rebounds, one assist, one block and a steal in 14 minutes of action
- Recorded two points, one rebound and a block against Florida Atlantic (11/15)
- Played four minutes and recorded a steal in a season-opening win over Davidson (11/8)

High School

- Four-year starter at Ottawa High School under head coach Jon McKowen
- Set Kansas career and senior-year scoring records ... finished high school with 2,763 points, including 952 points as a senior
- Led Ottawa to four state championship game appearances and a 94-10 record
- Two-time first team all-state selection ... three-time first team All-Frontier League pick
- Named 2013 *Parade Magazine* National Player of the Year
- Received the 2013 Gatorade Kansas Boys Basketball Player of the Year Award
- Averaged 38.1 points, 8.5 rebounds, 2.0 assists and 2.0 steals per game as a senior ... also shot 38 percent from three-point range and 82 percent from the free throw line
- Led the Cyclones to a perfect 25-0 record and the Kansas Class 4A state championship
- Scored 27 points and grabbed 15 rebounds in 54-45 title game victory over Topeka Highland Park
- Set a single-game tournament record with 45 points in a 73-49 win over Andale in the state semifinals ... scored 21 of Ottawa's 23 first quarter points ... went 14-of-29 from the field, including 6-of-12 from three-point range in the win

- Scored 26 points to lead the Cyclones to a 65-27 rout of Eudora High School on Feb. 19, 2013 ... hit a three-pointer in the first half of play to match the state career scoring record
- Exploded for 57 points in a 77-30 rout of Paola ... scored a career-high 58 points earlier in the season during a 102-29 rout of Wray
- Led team to Goodland Topside Tip-off Tournament championship ... averaged 47.3 points per game for a tournament-record 142 points ... had games of 58, 43 and 41 points in breaking the record
- Averaged 32.2 points, 8.7 rebounds, 1.6 assists and 1.2 steals per game as a junior ... also made 78 three-point field goals, while shooting close to 40 percent from behind the arc
- Scored at least 25 points in every game in leading Ottawa to its third straight state championship game ... led the team to a 24-2 record and a state runner-up finish
- Honorable mention All-America selection by MaxPreps
- Received first team all-state honors from the *Wichita Eagle* and *Topeka Capital-Journal* in 2012
- Tallied 32 points and 12 rebounds in a narrow 56-52 title game loss to Basehor-Linwood
- Posted 32 points and 14 rebounds in the state semifinals
- Scored 50 points with eight three-point field goals in a 103-70 victory over Spring Hill ... also went 10-for-10 at the charity stripe in the win
- Named MVP of the Bobcat Invitational after leading Ottawa to a 56-49 win over Basehor-Linwood in the title game ... had 30 points and 10 rebounds in the championship game
- Tallied 36 points in an early season 62-44 win over Class 4A power St. James Academy
- Registered 23.3 points, 6.5 rebounds and 1.5 steals per game as a sophomore in leading Ottawa to a 22-4 record and a spot in the Class 4A state title game
- Named third team all-state by *Wichita Eagle* ... also a first team Class 4A all-state pick by KBCA
- Received all-area player of the year honors from *Journal-World* in 2011
- Played on the varsity team as a freshman, averaging 14.0 points, 5.8 rebounds, 1.2 assists, 1.0 steals and 1.1 blocks per game
- Helped his team to a 23-4 record and a state runner-up finish
- Was a first team all-area selection from *Journal-World* ... honorable mention Class 4A all-state pick by KBCA
- No. 26 prospect in his class according to Scout.com ... ranked No. 31 by Rivals.com and No. 40 by ESPN
- Ranked No. 32 in the Recruiting Services Consensus Index


Personal

- Born Jesusemilore Talodabijesu Ojeleye on Dec. 5, 1994 in Overland Park, Kansas
- Son of Ernest and Joy Ojeleye
- Family is originally from Nigeria ... Ernest came to the United States to do an internship and residency at Kansas University's medical center
- Father, Ernest, is a family doctor
- Mother, Joy, is a registered nurse
- Has an older sister, Tomi, and an older brother, Victor
- Brother, Victor, played basketball at Kansas State from 2008-11 ... he had one rebound and one blocked shot against Duke in a Nov. 23, 2010 loss to the Blue Devils
- Maintained a 4.0 GPA throughout his high school career ... member of the National Honor Society
- Graduated Magna Cum Laude
- Led MoKan Elite to team title at the 2012 K.C. Classic on the EYBL circuit ... averaged 17.6 points and 5.6 rebounds per contest during EYBL play
- Scored 33 points on 10-of-13 shooting with four three-pointers and grabbed eight rebounds to propel MoKan Elite into the semifinals of the 2012 Peach Jam

2013-14

Opponent	FG	3FG	FT	O-D-R	PF	Pts	A	TO	B	S	MIN
Davidson	0-1	0-1	0-0	0-0-0	0	0	0	1	0	1	4
[5] vs. Kansas				DNP							
Florida Atlantic	1-1	0-0	0-0	0-1-1	1	2	0	0	1	0	7
UNC Asheville	3-3	2-2	2-3	2-3-5	0	10	1	1	1	1	14
East Carolina	0-1	0-1	0-0	1-1-2	0	0	0	1	1	0	5
Vermont	1-1	1-1	0-0	0-0-0	1	3	0	0	0	0	5
vs. Alabama				DNP							
[4] vs. Arizona				DNP							
[22] Michigan				DNP							
Gardner-Webb	0-0	0-0	2-2	0-0-0	1	2	0	1	1	1	6
vs. UCLA				DNP							
Eastern Michigan	0-1	0-0	2-2	1-0-1	0	2	0	1	0	0	4
vs. Elon	1-4	0-1	0-0	1-0-1	0	2	0	0	0	0	7
at Notre Dame				DNP							
Georgia Tech				DNP							
at Clemson	0-0	0-0	0-0	0-0-0	0	0	0	0	0	0	1
Virginia	0-0	0-0	0-0	1-1-2	0	0	1	0	0	0	2
NC State	0-0	0-0	4-4	0-1-1	0	4	0	0	0	0	6
at Miami	0-0	0-0	0-0	0-1-1	0	0	0	0	0	0	1
Florida State	0-0	0-0	0-0	0-0-0	0	0	0	0	0	0	3
[18] at Pittsburgh				DNP							
[2] at Syracuse				DNP							
Wake Forest	1-2	1-1	0-0	1-0-1	1	3	0	0	0	0	3
at Boston College	0-0	0-0	0-0	0-0-0	2	0	0	0	0	0	8
Maryland				DNP							
at Georgia Tech	0-0	0-0	0-0	0-0-0	0	0	0	0	0	0	1
at North Carolina				DNP							
[1] Syracuse				DNP							
Virginia Tech	0-0	0-0	0-0	0-0-0	0	0	0	0	0	0	3
at Wake Forest				DNP							
[14] North Carolina				DNP							
^ Clemson				DNP							
^ NC State				DNP							
^ [6] Virginia				DNP							
~ Mercer				DNP							

* Indicates Games Started
 [] AP Ranking
 ^ ACC Tournament
 ~ NCAA Tournament



PLAYERS

Career Highs

Points	10 vs. UNC Asheville, 11/18/13
Rebounds	5 vs. UNC Asheville, 11/18/13
Assists	1, 2x, last vs. Virginia, 1/13/14
Steals	1, 3x, last vs. Gardner Webb, 12/16/13
Blocks	1, 4x, last vs. Gardner Webb, 12/16/13
FG Made	3 vs. UNC Asheville, 11/18/13
3FG Made	2 vs. UNC Asheville, 11/18/13
FT Made	4 vs. NC State, 1/18/14
Minutes	14 vs. UNC Asheville, 11/18/13

Miscellaneous

	2013-14	Career
Double-figure points	1	1
Double-figure points	1	1
Double-figure rebounds	0	0
5 or more rebounds	1	1
2 or more steals	0	0
2 or more blocks	0	0
Dunks	0	0
Three-point plays	0	0

Career Statistics

SEASON	GP-GS	MP	FG-FGA	PCT.	3PT-A	PCT.	FT-FTA	PCT.	REB.	AVG.	PF-DQ	AS	TO	BS	ST	TP	AVG.
2013-14	17-0	80	7-14	.500	4-7	.571	10-11	.909	15	0.9	6-0	2	5	4	4	28	1.6
Total	17-0	80	7-14	.500	4-7	.571	10-11	.909	15	0.9	6-0	2	5	4	4	28	1.6

Career ACC Regular Season Statistics

SEASON	GP-GS	MP	FG-FGA	PCT.	3PT-A	PCT.	FT-FTA	PCT.	REB.	AVG.	PF-DQ	AS	TO	BS	ST	TP	AVG.
2013-14	9-0	28	1-2	.500	1-1	1.000	4-4	1.000	5	0.6	3-0	1	0	0	1	7	0.8
Total	9-0	28	1-2	.500	1-1	1.000	4-4	1.000	5	0.6	3-0	1	0	0	1	7	0.8

Career NCAA Tournament Statistics

SEASON	GP-GS	MP	FG-FGA	PCT.	3PT-A	PCT.	FT-FTA	PCT.	REB.	AVG.	PF-DQ	AS	TO	BS	ST	TP	AVG.
2013-14	-	-	-	-	-	-	-	-	-	-	-	-	-	-	-	-	-
Total	-	-	-	-	-	-	-	-	-	-	-	-	-	-	-	-	-

Career ACC Tournament Statistics

SEASON	GP-GS	MP	FG-FGA	PCT.	3PT-A	PCT.	FT-FTA	PCT.	REB.	AVG.	PF-DQ	AS	TO	BS	ST	TP	AVG.
2013-14	-	-	-	-	-	-	-	-	-	-	-	-	-	-	-	-	-
Total	-	-	-	-	-	-	-	-	-	-	-	-	-	-	-	-	-



45 Nick Pagliuca

G • 6-3 • 195 • SO-1L
Weston, Mass. (Milton Academy)

Career

- A reliable practice player with a good perimeter shooting touch and understanding of the game
- Has steadily improved his strength and mobility since arriving in Durham
- An excellent student-athlete that works hard in the classroom and on the court

2013-14

- Played in three contests, averaging 0.3 points and 0.7 rebounds over five minutes of action
- Grabbed an offensive rebound against Boston College (2/8)
- Played one minute and had a rebound in a home win over NC State (1/18)
- Split a pair of free throws for his first career point in a win over Elon (12/31)

High School

- Four-year letterwinner for coach Lamar Reddicks at Milton Academy
- Led Milton Academy to a 20-5 record and a trip to the NEPSAC semifinals as a senior ... team won its first Independent School League championship
- Received All-ISL honors after averaging 20.3 points, 8.5 rebounds and 2.7 assists per game as a senior
- Earned honorable mention NEPSAC Class A all-conference honors in 2013 ... also named *Boston Globe* ISL All-Star
- Averaged 16.0 points, 7.0 rebounds and 3.0 assists per game as a junior
- Helped the team to a 16-9 record in 2012
- Received the team's sportsmanship award
- Hit a jump shot with seconds remaining in a 65-64 double-overtime win over Tabor
- Played varsity as a sophomore, averaging 8.0 points and 5.0 rebounds per game
- Averaged 8.0 points, 7.0 rebounds and 2.0 assists per game as a freshman at Milton Academy

Personal

- Born Nick Edward Pagliuca on June 15, 1994, in Newton, Mass.
- Son of Judy and Steve Pagliuca ... has an older brother, Joe, and an older sister, Stephanie
- Father, Steve, is managing director of Bain Capital and co-owner of the Boston Celtics ... graduated from Duke in 1977
- Brother, Joe, was a walk-on to the Duke basketball team from 2004-07 ... he was a three-time recipient of the Dr. Deryl Hart Award, given annually to the team's top scholar-athlete
- Sister, Stephanie, is a 2013 Duke graduate
- Brother, Jesse, is a junior on the basketball team at Amherst College
- Participated in student government and the engineering club at Milton Academy
- National Merit Scholarship recipient
- Hobbies include playing the piano and computer programming
- Favorite athlete is Jared Sullinger
- Led his AAU team, Middlesex Magic, to Hall of Fame Invitational title

2013-14

Opponent	FG	3FG	FT	O-D-R	PF	Pts	A	TO	B	S	MIN
Davidson				DNP							
vs. Kansas				DNP							
Florida Atlantic				DNP							
UNC Asheville				DNP							
East Carolina				DNP							
Vermont				DNP							
vs. Alabama				DNP							
[4] vs. Arizona				DNP							
[22] Michigan				DNP							
Gardner-Webb				DNP							
vs. UCLA				DNP							
Eastern Michigan				DNP							
vs. Elon	0-0	0-0	1-2	0-0-0	0	1	0	0	0	0	3
at Notre Dame				DNP							
Georgia Tech				DNP							
at Clemson				DNP							
Virginia				DNP							
NC State	0-0	0-0	0-0	0-1-1	0	0	0	0	0	0	1
at Miami				DNP							
Florida State				DNP							
[18] at Pittsburgh				DNP							
[2] at Syracuse				DNP							
Wake Forest				DNP							
at Boston College	0-1	0-0	0-0	1-0-1	0	0	0	0	0	0	1
Maryland				DNP							
at Georgia Tech				DNP							
at North Carolina				DNP							
[1] Syracuse				DNP							
Virginia Tech				DNP							
at Wake Forest				DNP							
[14] North Carolina				DNP							
^ Clemson				DNP							
^ NC State				DNP							
^ [6] Virginia				DNP							
~ Mercer				DNP							

* Indicates Games Started

[] AP Ranking

^ ACC Tournament

~ NCAA Tournament

Career Highs

Points	1, vs. Elon, 12/31/13
Rebounds	1, vs. NC State 1/18/14
Assists	n/a
Steals	n/a
Blocks	n/a
FG Made	n/a
3FG Made	n/a
FT Made	1, vs. Elon, 12/31/13
Minutes	3, vs. Elon 12/31/13

Career Statistics

SEASON	GP-GS	MP	FG-FGA	PCT.	3PT-A	PCT.	FT-FTA	PCT.	REB.	AVG.	PF-DQ	AS	TO	BS	ST	TP	AVG.
2013-14	3-0	5	0-1	.000	0-0	.000	1-2	.500	2	0.7	0-0	0	0	0	0	1	0.3
Total	3-0	5	0-1	.000	0-0	.000	1-2	.500	2	0.7	0-0	0	0	0	0	1	0.3

Career ACC Regular Season Statistics

SEASON	GP-GS	MP	FG-FGA	PCT.	3PT-A	PCT.	FT-FTA	PCT.	REB.	AVG.	PF-DQ	AS	TO	BS	ST	TP	AVG.
2013-14	2-0	2	0-1	.000	0-0	.000	0-0	.000	1	0.5	0-0	0	0	0	0	0	0.0
Total	2-0	2	0-1	.000	0-0	.000	0-0	.000	1	0.5	0-0	0	0	0	0	0	0.0

Career NCAA Tournament Statistics

SEASON	GP-GS	MP	FG-FGA	PCT.	3PT-A	PCT.	FT-FTA	PCT.	REB.	AVG.	PF-DQ	AS	TO	BS	ST	TP	AVG.
2013-14	-	-	-	-	-	-	-	-	-	-	-	-	-	-	-	-	-
Total	-	-	-	-	-	-	-	-	-	-	-	-	-	-	-	-	-

Career ACC Tournament Statistics

SEASON	GP-GS	MP	FG-FGA	PCT.	3PT-A	PCT.	FT-FTA	PCT.	REB.	AVG.	PF-DQ	AS	TO	BS	ST	TP	AVG.
2013-14	-	-	-	-	-	-	-	-	-	-	-	-	-	-	-	-	-
Total	-	-	-	-	-	-	-	-	-	-	-	-	-	-	-	-	-



3 Grayson Allen

G • 6-4 • 195 • FR-HS
Jacksonville, Fla. (Providence School)

High School

- Three-year letterwinner at Providence School under head coach Jim Martin ... led the team to a 90-10 record with one state title and two state semifinal appearances
- 2014 Powerade Jam Fest slam dunk champion ... jumped over Duke teammate Jahliil Okafor to clinch the title, becoming the third Blue Devil recruit to claim the dunk contest crown, joining Ricky Price (1994) and Gerald Henderson (2006)
- Also won the American Family Insurance High School Slam Dunk Contest in Dallas and Beach Ball Classic Slam Dunk title
- Recorded four points, one rebound, one assist, one block and two steals in 17 minutes of action at the McDonald's All-American game
- Competed in the 2014 Jordan Brand Classic ... scored seven points to go along with four rebounds and an assist
- Named fifth team All-America by MaxPreps in 2014
- Named *Florida Times-Union* All-First Coast Player of the Year
- Averaged 22.8 points, 6.7 rebounds, 4.2 assists and 1.7 steals per game as a senior ... led the team to a 28-5 record and the FHSAA 3A state semifinals
- Scored school single-game record 34 points in a 93-74 win over Arlington Country Day
- Opened the City of Palms Classic with 31 points in a win over St. John Bosco ... went 17-of-20 from the foul line in the 75-70 win ... also had 20 points in a hard fought win over Neumann-Goretti on the second day of the event
- Led Providence to a team title at the Beach Ball Classic ... finished with 26 points, nine rebounds and four assists in the title game against Northland (Ohio)
- Tallied 22 points on 9-of-14 shooting to go along with seven rebounds, three assists and two blocks in a semifinal win over Bishop Loughlin (N.Y.) at the Beach Ball Classic
- Scored 30 points and added seven rebounds in a win over Cincinnati Moeller
- Averaged 19.6 points, 4.8 rebounds, 4.1 assists and 1.4 steals per game during his junior campaign ... led Providence to a 35-1 record and the Florida 3A state championship
- Finalist for the 2013 Florida Dairy Farmers Mr. Basketball honors
- Recorded 27 points in the state semifinal and 31 in the championship game ... shot 15-of-29 (.517) from the field, including 7-of-13 (.538) from three-point range, in those two contests
- Went 8-of-14 from the field, including 4-of-6 from three-point range, in the state title game win over Coral Springs Christian
- Scored 12.7 points per game as a sophomore ... also averaged 3.2 rebounds and 4.3 assists per game
- Helped Providence to a 27-4 record and a state semifinal appearance in his first season on the varsity team
- Ranked inside the top 40 among his class by ESPN, Rivals, Scout and 247Sports
- Rated No. 34 by the Recruiting Services Consensus Index

Personal

- Born Grayson James Allen on October 8, 1995 in Jacksonville, Fla.
- Son of Sherry and William Allen
- Father, William, is a government contractor
- Mother, Sherry, is a human resource manager
- Graduated Cum Laude from Providence School ... posted a 4.2 cumulative GPA
- Also graduated with an AP diploma ... received the Libby Potts Athletic Scholar Award
- Named a First Coast All-Star Scholar-Athlete in 2014
- Vice President of the Providence School student government
- Member of the Fellowship of Christian Athletes ... also volunteered with Best Buddies
- Hobbies include playing soccer and Xbox

- Favorite athlete is LeBron James
- Helped E1T1 to the 2013 Nike EYBL title ... came off the bench to average 18.3 points per game while shooting 68 percent from the field, including 73 percent from three-point range ... scored 15 points in the semifinals and 16 points in the championship game
- Led his team to a silver medal finish at the 2013 Nike Global Challenge ... averaged 16.0 points per game while shooting 59.0 percent from the field, 55.0 percent from three-point range and 87.5 percent from the foul line

PLAYERS

Duke McDonald's All-Americans	
1977	Gene Banks
1978	Vince Taylor
1982	Johnny Dawkins
1983	Tommy Amaker, Martin Nessler
1985	Danny Ferry, Quin Snyder
1986	Alaa Abdelnaby, Phil Henderson
1987	Greg Koubek
1988	Christian Laettner, Crawford Palmer
1989	¹ Bobby Hurley, Bill McCaffrey
1990	Grant Hill
1991	Cherokee Parks
1992	³ Chris Collins
1993	Joey Beard
1994	³ Trajan Langdon, ² Ricky Price, Steve Wojciechowski
1995	Taymon Domzalski
1996	³ Nate James
1997	³ Shane Battier, Elton Brand, Chris Burgess
1998	Corey Maggette
1999	Carlos Boozer, Mike Dunleavy, Casey Sanders, Jason Williams
2000	³ Chris Duhon
2001	Daniel Ewing
2002	Sean Dockery, Shavlik Randolph, ^{1/3} J.J. Redick, Michael Thompson
2003	Luo! Deng
2004	DeMarcus Nelson
2005	Eric Boateng, ¹ Josh McRoberts, Greg Paulus
2006	² Gerald Henderson, Jon Scheyer, Lance Thomas
2007	Taylor King, Kyle Singler, Nolan Smith
2008	Elliot Williams
2009	³ Ryan Kelly, Mason Plumlee
2010	Kyrie Irving
2011	Quinn Cook, Marshall Plumlee, Austin Rivers
2012	Amile Jefferson, ³ Rasheed Sulaimon
2013	Matt Jones, Jabari Parker
2014	² Grayson Allen, ⁴ Tyus Jones, ¹ Jahliil Okafor, Justise Winslow

¹ game MVP
² Slam dunk champion
³ Three-point champion
⁴ Skills competition winner



5 Tyus Jones

G • 6-1 • 190 • FR-HS
Apple Valley, Minn. (Apple Valley)

High School

- Five-year letterwinner at Apple Valley for head coaches Zach Goring and Mike Fritze ... began high school career as an eighth-grader
- Holds Apple Valley career records in points (2,909), assists (1,031) and steals (369) ... also holds single-game records for points, free throws and three-pointers as well as single-season records in points and assists
- Led the school to a 120-27 record with a state championship in 2013 and two conference titles
- A 2014 McDonald's All-America selection ... won the Powerade Jam Fest Skills Competition ... scored seven points and added a game-high 10 assists for the East team in the McDonald's All-American game
- Dished out a game-high 12 assists to go along with 10 points and seven rebounds in the 2014 Jordan Brand Classic
- Three-time Gatorade Minnesota Boys Basketball Player of the Year
- Three-time AP Minnesota Player of the Year and first team all-state selection ... also tabbed honorable mention all-state in 2011
- Two-time Player of the Year by *St. Paul Pioneer Press*
- Selected to the *USA Today* second team All-USA Boys Basketball Team in 2014 ... also named a second team All-American by MaxPreps
- Averaged 25.6 points, 8.1 assists, 4.5 rebounds and 2.7 steals per contest in leading Apple Valley to a 27-2 record and the Class 4A Section 3 title game as a senior
- Shot 58.0 percent from the field, 44.0 percent from behind the arc and 87.0 from the line in 2013-14
- Scored 35 points in an 89-77 double-overtime loss to Cretin-Derham Hall High School in the Class 4A Section 3 championship
- Led Apple Valley to a pair of wins at The Breakdown Granite City Classic ... posted 34 points and 16 assists in a 111-82 win over Roseville, then followed that up with 22 points and nine assists in an 83-47 win over Belgrade-Brooten-Elrosa
- Had 26 points and eight rebounds in a 72-59 win over No. 20 Blue Valley Northwest in the 18th annual Timberwolves Shootout at Target Center... scored 12 points during a late 19-0 run to break the game open
- Registered 29 points to go along with five rebounds and six assists in an early season loss to current teammate Jahliil Okafor-led Whitney Young
- Named Co-MVP for the 2013 Under Armour Elite 24 All-Star Game after leading Team Coney Island to a 114-109 win ...
- Led Apple Valley team to a 31-1 record and the Minnesota 4A state title as a junior ... averaged 20.9 points, 7.6 assists, 3.9 rebounds and 3.1 steals per game
- Metro Player of the Year and All-Metro first team picked by the *Minneapolis Star Tribune* in 2012 ... All-Metro second team in 2010 and 2011
- Awarded All-South Suburban Conference in 2011 and 2012 ... All-Lake Conference in 2010
- As a sophomore, he averaged 28.1 points, 4.8 rebounds, 8.0 assists and 3.4 steals per game leading the Eagles to a 23-6 record and the Class 4A sectional finals
- Had a season-high 40-point game
- First Team Sophomore All-America selection by MaxPreps
- Started 16 games as a freshman averaging 20.1 points, 7.1 assists and 2.6 steals in 2010-11 ... suffered a lacerated kidney in the first game of his freshman season and was sidelined for seven weeks
- Named MaxPreps Freshman All-America first team in 2011
- As an eighth-grader, started 28 games and averaged 16.8 points and 8.1 assists ... helped Apple Valley to a 20-8 record
- Ranked No. 4 by ESPN and Scout.com and No. 5 by Rivals.com
- Rated as the No. 5 player in the 2014 class by the Recruiting Services Consensus Index

USA Basketball

- Earned gold medals at the 2014 FIBA Americas U18 Championship, 2012 FIBA U17 World Championship and the 2011 FIBA Americas U16 Championship
- Named team captain and started all five games for Team USA at the 2014 FIBA Americas U18 Championship ... averaged 8.2 points, 2.4 rebounds, 6.4 assists and 2.0 steals per game
- Led the tournament in assists, while also finishing third in assist-to-turnover ratio (2.91:1) and tied for fifth in steals
- Guided an offense that scored over 100 points four times and averaged 115.4 points per game for the tournament ... led the team in assists in four of the five contests
- Had 14 points on 6-of-9 shooting and added seven assists and two steals in a semifinal win over the Dominican Republic ... also had a nine-assist game against Argentina
- Named to the 2014 USA Basketball Junior National Select Team that played in the 17th Annual Nike Hoop Summit ... contributed 13 points, six assists and five steals in an 84-73 win over the World Select team
- Member of the 2012 USA U17 World Championship Team that compiled an 8-0 record earning the FIBA U17 World Championship gold medal in Lithuania ... joined on the team by current teammates Jahliil Okafor and Justise Winslow as well as former Blue Devil Jabari Parker
- Averaged 8.5 points, 2.9 rebounds, 5.4 assists and 2.0 steals per game ... ranked third among all competitors in the 16-team field in assists and assist-to-turnover ratio (2.15)
- Had seven points and a game-high 11 assists in a preliminary round win over China
- Scored a game-high 22 points and added six assists in a quarterfinal win over Canada
- Helped the U.S. U17 squad claim a pair of exhibition wins over Australia and Latvia in Las Palmas, Canary Islands ... averaged 5.0 points, 2.5 rebounds and a team-best 7.5 assists
- Averaged 4.6 points and led the field with 5.6 assists as a member of the gold medal-winning 2011 USA U16 National Team ... joined current teammate Jahliil Okafor and former Duke standout Jabari Parker in leading Team USA to a 5-0 record
- Tallied 10 points and seven assists in a preliminary round win over Argentina
- Had five points, four rebounds and eight assists in the semifinals against Canada
- Capped off the tournament with four points and a game-high seven assists in the gold medal game against Argentina
- Also participated in USA Basketball Men's Developmental National Team mini-camps at the U.S. Olympic Training Center in Colorado Springs in 2010, 2011 and 2014

Personal

- Born Tyus Robert Jones on May 10, 1996 in Burnsville, Minn.
- Son of Debbie and Robert Jones ... has an older brother, Jadee, and a younger brother, Tre
- Brother, Jadee, played basketball for Furman University (2005-07) and Mankato State University (2008-09)
- Father, Rob, played basketball at University of Wisconsin-Parkside
- Mother, Debbie, was a high school point guard and led Devils Lake to a North Dakota high school championship ... went on to play at Lake Region State College in North Dakota
- Aunt, Darcy Cascaes, earned two high school state championships at Devils Lake and was an all-conference guard for University of North Dakota
- Uncle, Al Nuness, was a captain for Minnesota Gophers basketball in the 1960s
- Cousin, Jared Nuness, was 1997 Minnesota Gatorade Player of the Year and runner-up Minnesota Mr. Basketball
- Has volunteered in his community for Feed My Starving Children and has served as a motivational speaker for elementary school children
- Played AAU for Howard Pulley ... averaged 22.6 points, 2.7 rebounds, 7.0 assists and 2.3 steals per game in 2013 EYBL play
- Led the team to the 2013 AAU National Championship at the Super Showcase in Orlando ... scored 20 points and added eight assists in a 79-72 title game win over Each 1 Teach 1
- Favorite athlete is LeBron James



15 Jahlil Okafor

C • 6-11 • 270 • FR-HS
Chicago, Ill. (Whitney Young)

High School

- Four-year letterwinner for head coach Tyrone Slaughter at Whitney Young
- Two-time first team all-state selection by the *Chicago Tribune* and *Champaign News-Gazette*
- Three-time first team all-state pick by the *Chicago Sun-Times*
- Named MVP at the 2014 McDonald's All-American Game after collecting 17 points on 8-of-15 shooting and seven rebounds for the victorious West team ... became the fourth Blue Devil commit to secure MVP honors, joining Bobby Hurley (1989), J.J. Redick (2003) and Josh McRoberts (2005)
- Scored 29 points and grabbed nine rebounds to help the East Team of the 2014 Jordan Brand Classic win 158-147
- Tabbed 2014 Morgan Wootten National High School Player of the Year, the seventh Duke recruit to earn the award and the third in the last four years
- Selected as National Player of the Year by *Parade* and *USA Today* following his senior season ... also named to the *Parade* & MaxPreps All-America teams and was a first team All-USA selection by *USA Today*
- Honored as Mr. Basketball of Illinois in 2014 ... also named the 2014 *Champaign News-Gazette* State Player of the Year
- First team AP All-State 4A honoree in 2014
- Averaged 24.1 points and 11.3 rebounds during his senior season at Whitney Young, leading the team to a 28-5 record and a 4A state title
- Scored 33 points and added 14 rebounds in a 75-68 victory over Stevenson in the state semifinal
- Posted 35 points and 13 rebounds in a 75-66 victory over St. Rita of Cascia, earning Whitney Young its first sectional title since 2009
- Scored 16 points to go along with nine rebounds in a four overtime loss to Curie Metropolitan in the 2014 Chicago city championship game
- Had 22 points and 23 rebounds against Providence [Fla.] at the City of Palms Classic
- Named MVP of the Cancer Research Classic after a 24-point, nine-rebound performance against Prime Prep Academy
- Averaged 31.0 points and 12.5 rebounds per game at the 2013 Les Schwab Invitational
- Scored 22 points and added 15 rebounds in an early season win over Apple Valley and current teammate Tyus Jones
- Had 24 points on 10-for-13 shooting and 12 rebounds in a loss to No. 21 St. John's Bosco ... lost on a buzzer-beater after leading the entire game
- Led Whitney Young to the 2013 Chicago Public League title ... averaged 20.9 points, 8.8 rebounds and 2.9 blocks as a junior
- Recognized as a 2013 All-Public League first team selection by the *Chicago Sun-Times* ... also named the *Chicago Sun-Times* Player of the Year
- First team All-USA selection by *USA Today*
- Tabbed as HighSchoolHardwood.com National Junior of the Year and a Junior All-America by MaxPreps
- Tallied 19 points, 14 rebounds and seven blocked shots in a 60-56 overtime Public League Championship game victory over Morgan Park
- Scored 26 points and added 13 rebounds in a 66-51 semifinal victory over Orr
- Led Whitney Young to an 85-52 victory over No. 6 Long Beach Polytechnic at the Hoophall Classic with 26 points, seven rebounds and three blocks
- Opened the season with 34 points, nine rebounds and four steals in a 72-58 victory against No. 15 DeMatha Catholic
- Averaged 24.8 points and 12.6 rebounds to help his team to the 4A section semifinal in 2012
- Named to the 2012 Class 4A all-state first team by the *Chicago Sun-Times* ... also tabbed second team all-state by the *Chicago Tribune* and Class 4A second team by the *Associated Press*
- Selected by the Chicago Public League Basketball Coaches Association to the 25-man boy's All-City team in 2012
- Garnered All-Public League second team as well as all-area team accolades from the *Chicago Sun-Times*

- Tallied 26 points and 10 rebounds in Class 4A regional championship against St. Rita of Cascia
- Scored 26 points in a win over Harold L. Richards in the Class 4A regional semifinal
- Had 20 points, including 10 in the fourth quarter, nine rebounds and three blocked shots in a 62-55 loss to cross-town rival Simeon
- Averaged 7.0 points, 4.0 rebounds and 2.0 blocks while playing in 30 games (three starts) as a freshman ... helped Whitney Young to a 20-10 record with single-game highs of 22 points versus Manley High School and 11 rebounds versus Perspective Charter School
- Unanimously ranked No. 1 overall prospect in his class by ESPN, Rivals, Scout and 247Sports ... rated No. 1 overall by the Recruiting Services Consensus Index

USA Basketball

- Earned gold medals at the 2013 FIBA U19 World Championship, 2012 FIBA U17 World Championship and the 2011 FIBA Americas U16 Championship
- Named to the 2014 USA Basketball Junior National Select Team that played in the 17th Annual Nike Hoop Summit ... contributed 14 points and 10 rebounds to the USA's 84-73 victory over the World Select Team
- Named MVP of the 2012 FIBA U17 World Championship ... also received all-tournament honors at the 2013 FIBA U19 World Championship
- Averaged 10.8 points and 4.8 rebounds per game, while shooting a tournament-best 75.1 percent (41-of-54) from the field in the 2013 FIBA U19 World Championship in Prague
- Teamed up with current Duke teammates Rasheed Sulaimon and Justise Winslow to help Team USA to a 9-0 record ... came off the bench in all nine contests, scoring in double-figures seven times
- Had 12 points and eight rebounds in a quarterfinal win over Canada ... went 5-of-5 from the field and 2-of-2 from the foul line
- Went 7-of-11 from the field for 16 points in a pool play victory over Serbia
- Scored 15 points and added seven rebounds in a win over Russia
- Member of the 2012 USA U17 World Championship Team that compiled an 8-0 record earning the FIBA U17 World Championship gold medal in Lithuania
- Was joined on the U17 team by current teammates Tyus Jones and Justise Winslow as well as former Blue Devil Jabari Parker
- Averaged 13.6 points per game and a tournament seventh-best 8.3 rebounds per game, while shooting 59.5 percent (47-of-79) from the field to rank second among the 16-team tournament
- Recorded a double-double with 10 points and 14 rebounds against the Czech Republic
- Posted a game-high 21 points and 13 rebounds in a win over France
- Scored 17 points in the 95-62 gold medal win versus Australia
- Also helped the U.S. U17 squad claim a pair of exhibition victories over Australia and Latvia in Las Palmas, Canary Islands ... averaged 22.5 points per game and 10.5 rebounds per game earning MVP of the four-team tournament
- Started all five games (5-0) and averaged 14.6 points per game and 9.2 rebounds per game for the gold medal-winning 2011 USA U16 National Team ... shot a tournament second-best 71.1 percent (27-of-38) from the field and a tournament eighth-best 82.6 percent (19-of-23) from the line
- Was paired with current teammate Tyus Jones and former Blue Devil Jabari Parker on the U16 squad
- Opened the tournament with 19 points and five rebounds against Brazil
- Recorded a double-double with 10 points and 11 rebounds in a preliminary round win over Argentina
- Went 7-of-7 from the field and 4-of-5 from the free throw line for 18 points in the gold medal game win over Argentina ... also had 14 rebounds in the title game
- Also took part in USA Basketball Men's Developmental National Team mini-camps at the U.S. Olympic Training Center in Colorado Springs in 2010, 2011 and 2014

Personal

- Born Jahlil Okafor on December 15, 1995, in Chicago, Ill.
- Son of the late Dacresh Lanett Benton and Chukwudi Obika Okafor ... has two younger brothers, Jamonte and Ashondre, and one older sister, Jalen
- Played AAU for Mac Irvin Fire along with former Blue Devil Jabari Parker
- Named Co-MVP of the 2013 NY2LA Sports Swish 'N Dish after leading the Fire to the team title ... first team selection at Nike Peach Jam
- Led his team to finals at 2013 Adidas Nations



12 Justise Winslow

F • 6-6 • 225 • FR-HS
Houston, Texas (Saint John's)

High School

- Four-year letterwinner for head coach Harold Baber at Saint John's ... concluded his high school career with 3,208 points and 1,708 rebounds
- Averaged 23.9 points, 12.8 rebounds, 3.2 assists, 2.2 steals and 2.0 blocks per game over a 125-game high school career ... helped the Mavericks to a 94-48 record and three league titles over his four years
- Recorded eight points and grabbed five rebounds for the East team in the 2014 McDonald's All-American Game
- Scored 13 points in the 2014 Jordan Brand Classic in Brooklyn
- Two-time Gatorade Texas Boys Basketball Player of the Year
- Two-time Southwest Prep Conference (SPC) Player of the Year ... four-time all-conference selection
- Received the 2014 Guy V. Lewis Award for the Greater Houston Area Boys Basketball Player of the Year ... also named *Houston Chronicle* All-Greater Houston Boys Player of the Year
- Honorable mention All-America by MaxPreps.com as a senior
- Averaged 27.5 points, 13.6 rebounds, 3.5 assists, 2.1 blocks and 1.8 steals, while leading his team to a 24-13 record and the Southwest Prep Conference Division I league crown as a senior
- Led Saint John's to a 26-9 record and an appearance in the SPC title game as a junior ... averaged 28.6 points, 15.7 rebounds, 3.0 assists, 2.7 steals and 1.5 blocks per game
- Named second team Junior All-America by MaxPreps in 2013
- Tabbed MaxPreps Sophomore All-America third team in 2012 after averaging 22.5 points, 11.4 rebounds, 3.2 assists, 2.7 steals and 2.0 blocks per game
- Also earned *Houston Chronicle* All-Greater Houston second team honors after leading Saint John's to their second straight SPC Division I title
- As a freshman, averaged 15.3 points, 9.6 rebounds, 3.2 assists, 2.4 steals and 2.5 blocks per game in helping Saint John's to win their first SPC Division I league title since 1978-79
- Ranked 14th by ESPN, 10th by Scout, and ninth by Rivals
- Rated No. 12 by the Recruiting Services Consensus Index

USA Basketball

- Earned gold medals at the 2014 FIBA Americas U18 Championship, 2013 FIBA U19 World Championship and 2012 FIBA U17 World Championship
- Started all five games and averaged 12.4 points, 6.0 rebounds, 2.0 assists, 1.1 blocks and 2.0 steals per game at the 2014 FIBA Americas U18 Championship ... also shot 53.1 percent (26-of-49) from the field
- Scored 20 points and added 10 rebounds and four steals in the gold medal game win over Canada
- Had 13 points, eight rebounds and two blocks in a win over Argentina
- Scored 14 points on 7-of-10 shooting against Mexico ... also had seven rebounds, two blocks and four steals in the win
- Opened the tournament with 15 points on 6-of-8 shooting against Uruguay
- Member of the 2014 USA Basketball Junior National Select Team that played in the 17th annual Nike Hoop Summit ... scored a team-high 16 points to help the USA to an 84-73 win over the World Select Team
- Helped lead Team USA to a 9-0 record at the 2013 FIBA U19 World Championship ... averaged 9.8 points, 6.0 rebounds and 1.1 steals per game while shooting 52.3 percent from the field
- Was joined on the team by current Duke teammates Jahliil Okafor and Rasheed Sulaimon
- Had 14 points on 6-of-10 shooting to go along with seven rebounds against the Ivory Coast
- Tallied 14 points, seven rebounds and five assists in a win over China
- Recorded a double-double with 10 points and 10 rebounds against Australia
- Scored 15 points and added nine rebounds in a semifinal win over Lithuania

- Helped lead Team USA to an 8-0 record and a gold medal at the FIBA U17 World Championship in Lithuania ... was joined on the team by teammates Tyus Jones and Jahliil Okafor as well as former Blue Devil Jabari Parker
- Was named to the 2013 All-FIBA World Championship team after averaging 9.9 points and 8.8 rebounds ... was second in the tournament with 2.6 steals per game, including a seven-steal effort in a win over France
- Had 17 points, 13 rebounds and two assists in a quarterfinal rout of Canada
- Recorded 17 points, 13 rebounds, three assists and two blocks in a semifinal win over Spain
- Added 13 points, 11 rebounds, three assists and four steals in the gold medal game against Australia
- Helped the U.S. U17 squad claim a pair of exhibition wins over Australia and Latvia in Las Palmas, Canary Islands ... averaged 10.0 points, 8.5 rebounds and 2.5 steals
- Also participated in USA Basketball Men's Developmental National Team (DNT) mini-camps at the U.S. Olympic Training Center in Colorado Springs in 2010, 2011 and 2014

Personal

- Born Justise Winslow on March 26, 1996 in Houston, Texas
- Son of Robin Davis and Rickie Winslow ... has three older brothers, Cedrick, Brandon and Josh; and an older sister, Bianca
- Father, Rickie, played collegiately at Houston (1983-87) and was a member of the famed Phi Slama Jama team that included Hakeem Olajuwon and Clyde Drexler. ... he was selected 28th overall by the Chicago Bulls in the 1987 NBA Draft and played seven games for Milwaukee during the 1987-88 NBA season before continuing his career overseas ... he spent four years with Estudiantes, winning one Spanish cup and making the semi-finals of the Euroleague and also played for Fenerbahçe Istanbul, Efes Pilsen S.K. and Türk Telekom B.K. in Turkey
- Brother, Josh, plays football at Dartmouth, while sister, Bianca, is a basketball player at Houston
- Volunteered at Texas Children's Hospital as part of literacy out-reach program and as a youth basketball coach
- Senior co-chair of the African-American Affinity Group as a senior
- Played AAU for Houston Hoops ... averaged 14.6 points, 7.3 rebounds, 4.3 assists and 1.7 steals per game in leading the team to a 16-2 record in 2013 EYBL play
- Helped USA 2014 Blue to a third-place finish at the 2012 Adidas Nations
- Favorite athletes are Jackie Robinson and Cassius Clay
- Hobbies include playing video games, swimming and volunteer work

Duke Parade All-Americans

1959	Art Heyman ¹	1997	Shane Battier ¹ , Elton Brand ¹
1960	Jeff Mullins ¹		Chris Burgess ¹ , William Avery ⁴
1961	Brent Kitching ² , Hack Tison ²	1998	Corey Maggette ²
1964	Mike Lewis ¹	1999	Carlos Boozer ¹ , Jason Williams ¹
1965	Dave Golden ³ , Steve Vandenberg ⁴		Casey Sanders ² , Mike Dunleavy ³
1967	Dick DeVenizio ¹	2000	Chris Duhon ¹
1968	Don Blackman ⁵	2001	Shavlik Randolph ² , Shelden Williams ⁴
1972	Dave O'Connell ³	2002	Shavlik Randolph ¹
1975	Bob Bender ²		J.J. Redick ² , Michael Thompson ⁴
1976	Gene Banks ¹	2003	Luol Deng ¹
1977	Gene Banks ¹	2004	DeMarcus Nelson ²
1978	Vince Taylor ²	2005	Josh McRoberts ¹ , Greg Paulus ²
1982	Johnny Dawkins ³ , Mark Alarie ⁴		Jamal Boykin ³ , Eric Boateng ⁴
1983	Tommy Amaker ³ , Martin Nesselj ²	2006	Jon Scheyer ¹
1984	Danny Ferry ² , Kevin Strickland ³		Gerald Henderson ² , Kyle Singler ²
1985	Danny Ferry ¹		Lance Thomas ² , Brian Zoubek ⁴
1986	Alaa Abdelnaby ⁴ , Phil Henderson ⁴	2007	Kyle Singler ¹
1987	Greg Koubek ² , Christian Laettner ³		Nolan Smith ¹ , Taylor King ²
1988	Christian Laettner ²	2008	Elliot Williams ²
	Crawford Palmer ³ , Bobby Hurley ⁴	2009	Ryan Kelly ¹ , Mason Plumlee ³
1989	Bobby Hurley ¹ , Bill McCaffrey ⁴	2010	Kyrie Irving ¹
1990	Cherokee Parks ¹		Austin Rivers ² , Josh Hairston ³
	Grant Hill ³ , Antonio Lang ³	2011	Austin Rivers ¹
1991	Cherokee Parks ¹ , Erik Meek ²	2012	Rasheed Sulaimon
1992	Joey Beard ³	2013	Semi Ojeleye , Jabari Parker
1993	Joey Beard ² , Jeff Capel ⁴	2014	Jahliil Okafor , Justise Winslow
1994	Trajan Langdon ² , Ricky Price ⁴		
1995	Taymon Domzaliski ² , Chris Carrawell ⁴		
1996	Mike Chappell ⁴		

* Parade moved to one team in 2012

STAFF

Mike Krzyzewski	38-49
Jeff Capel	50-51
Nate James	52-53
Jon Scheyer	54-55
David Bradley	56
Kevin Cullen	56
Kenny King	56
Will Stephens	56
Tom Rogers	56
Basketball Support Staff	57-58
Managers	58
Legacy Fund	59-60
Endowed Scholarships	61
Kevin White	62-63
Senior Administration	64



Mike Krzyzewski

The Michael W. Krzyzewski Leadership
Head Coach
35th Season at Duke
Army, 1969

Winning seasons, superb graduation rates for his players and a basketball team that is as close as family are all attributes that reflect on the man who is now in his 35th season as the head coach of the Blue Devils, Mike Krzyzewski.

Although some still stumble with pronouncing and spelling his name, when people speak of the highest level of success in the college basketball world, the name Krzyzewski (Sha-shef-skee) immediately comes to mind. Coach K further solidified his status in the upper echelon of coaching on Nov. 15, 2011 when he became the winningest coach in college basketball history with a 74-69 Duke win over Michigan State at Madison Square Garden.

In 34 seasons at Duke, Krzyzewski, a Hall of Fame coach and 12-time National Coach of the Year, has built a dynasty that few programs in the history of the game can match.

The numbers under Coach K are staggering:

- Four National Championships (1991, 1992, 2001, 2010)
- Four gold medals as head coach of USA Men's National Team
- 983 career wins (most in NCAA history)
- 910 victories at Duke, including 417 ACC wins
- 82 NCAA Tournament victories (first all-time)
- 12 National Coach of the Year honors (eight seasons)
- Seven National Players of the Year (nine honors)
- Six National Defensive Players of the Year (nine honors)
- 30 NCAA Tournament bids
- 28 All-America selections (42 honors)
- 11 Final Four appearances (T-2nd all-time)
- 12 ACC regular season championships
- 13 ACC Tournament championships
- 526 weeks ranked among the nation's top 25 teams
- 460 weeks ranked among the nation's top 10 teams
- 109 weeks ranked No. 1 in the country
- 49 NBA Draft selections, including 28 in the first round
- 18 NBA Lottery picks
- 10 Consecutive Top 10 AP Poll finishes (1997-2006)

Entering the 2014-15 season, Coach K owns a 983-306 record in 39 years of coaching, including a 910-247 mark in 34 seasons in Durham. He is already the winningest coach in college basketball history and currently ranks second all-time in wins at one school. Krzyzewski enters the 2014-15 campaign 17 wins shy of becoming the first Division I men's coach in NCAA history to reach the 1,000-win plateau.

Weeks Ranked No. 1 Among Active Coaches

Head Coach	Weeks No. 1 (AP)
1. Mike Krzyzewski	109
2. Roy Williams	57
3. John Calipari	31

All-Americans Among Active Coaches (Since 1985)

Head Coach	All-Americans
1. Mike Krzyzewski	41
2. Roy Williams	24
3. Jim Boeheim	17

1st, 2nd or 3rd team selections included; AP, NABC, Sporting News, UPI, USBWA

National Players of the Year (Active Coaches)

Head Coach	Players of the Year
1. Mike Krzyzewski	9
2. John Calipari & Roy Williams	3
3. Rick Barnes	2

AP, NABC, Naismith, Rupp, USBWA, UPI, Wooden

Krzyzewski's record as the winningest coach in NCAA history offers evidence of his success, but even more impressive are the four national championships. The fourth title came in 2010 with a 61-59 win over Butler in Indianapolis, while he also led Duke to the championship in 2001 and to back-to-back titles in 1991 and 1992, making him one of only two coaches since UCLA's John Wooden with such an accomplishment.

In 2005-06, Krzyzewski passed Wooden to move into first on the chart of coaches who have led their respective schools to a No. 1 national ranking. Coach K has now led Duke to the top spot in the AP poll in an NCAA-record 16 seasons, including 11 times in the last 17 years. Under Krzyzewski, Duke has played more games as a No. 1 ranked team (218) than it has as an unranked team (141). He has guided the Blue Devils to a 190-28 mark as the top-ranked team in the AP Poll.

Coach K and the Blue Devils have been a fixture on the national basketball scene with 19 consecutive NCAA Tournament berths from 1996-2014 and 30 in the past 31 years. Overall, he has taken his program to postseason play in 31 of his 34 years at Duke and is the winningest active coach in NCAA Tournament play with a stunning 82-26 record for a .759 winning percentage. On March 20, 2005, Krzyzewski surpassed Dean Smith's career tournament win total of 65 with a 63-55 triumph over Mississippi State in the second round of the NCAA Tournament.

To top off an incredible year in 2001, after Duke won its third national championship, Krzyzewski was named to the Naismith Basketball Hall of Fame class along with Temple's John Chaney and former NBA star Moses Malone. The induction ceremony was held in Springfield, Mass., on October 5, 2001. In typical Coach K fashion, he was adamant in sharing the honor with those around him.

"I hope that all of those youngsters who have played for me and the people who have worked with me will share in this honor," he said. "My mom always told me to associate myself with great people and great institutions. I've tried to do that at the United States Military Academy and at Duke University, two of the great institutions in the world. As a result, I've been around some amazing people.

"I never thought I'd be worthy enough to be in the Basketball Hall of Fame. It's not anything you set out trying to achieve. Basically, you go about your business and try to be as good as you can be all the time. Again, I get back to coaching great players and being with great assistants. They bring out the best in you."

Duke Highlights

Success stories do not just happen overnight. They take time, and the latest chapter in Duke basketball is no exception. Krzyzewski inherited a Duke squad in 1980-81 with a thin talent base outside of All-America Gene Banks, Kenny Dennard and Vince Taylor. The squad hustled its way to a bid in the NIT, but it was obvious that the recruiting trail was Krzyzewski's only answer if the team was to succeed in the long run.

He landed a recruiting class in 1982 made up of Johnny Dawkins, Mark Alarie, David Henderson, Jay Bilas and Weldon Williams. It was rated one of the nation's best and put Duke on the map to stay. Joining that powerful group was guard Tommy Amaker in 1983. Duke won 24 games with that nucleus in 1984 and earned the first NCAA bid under Coach K.

With the class of Dawkins, Alarie and company now seniors, the 1986 Duke Blue Devils won a then NCAA-record 37 games while claiming Big Apple NIT, ACC regular season, ACC Tournament and NCAA East Regional titles. They established a school record with a 21-game winning streak during the year (that has since been broken), were undefeated at home, advanced to the NCAA Championship game in Dallas and played more games (40) than any other team in college basketball history.

With the loss of the five seniors, many expected Duke to drop considerably in 1987, but not Krzyzewski. The team won 24 games and advanced to the Sweet 16 of the NCAA Tournament before losing to eventual national champion Indiana. Amaker ended his career as the National Defensive Player of the Year, closing out a season that Coach K looks back on as the one that demonstrated the winning consistency of the program.

The 1987-88 campaign began Duke's amazing streak of five straight NCAA Final Four appearances as the Blue Devils won 28 games, claimed the ACC title, won another East Regional championship and found themselves in Kansas City. Senior Billy King followed Amaker by winning the second straight National Defensive Player of the Year award by a Blue Devil.

The role of leadership again fell to the senior class in 1988-89. This time, it was the National Player of the Year Danny Ferry, Quin Snyder and John Smith taking the reins. They guided the team to another trip to the NCAA Final Four with a win over heavily favored Georgetown in the East Regional final.

In 1989-90, seniors Alaa Abdelnaby, Robert Brickey and Phil Henderson led the way to the Final Four with a 29-9 record, landing just one game shy of the title in Denver. The group won its third consecutive East Regional championship with an overtime triumph over top-seeded Connecticut.

Then came 1990-91, a season that forever changed the face of basketball at Duke. After the 30-point loss to UNLV in the 1990 final, Krzyzewski's team was determined to avenge the loss. The Blue Devils won the regular season ACC title and posted four consecutive lopsided victories in the Midwest Region for yet another trip to the Final Four.

In the semifinals, Duke got another shot at the Runnin' Rebels, who were undefeated, and this time Coach K masterfully led the Blue Devils to a 79-77 victory to earn a matchup with Kansas for the title. Duke's crowning glory came on April 1, 1991, with a 72-65 victory over the Jayhawks as Christian Laettner earned MVP honors in Duke's first national basketball championship.

In 1992, the stage was set for an unprecedented chapter in college basketball history, and Coach K and his squad were up to the task. Behind National Player of the Year Christian Laettner and fellow All-Americans Bobby Hurley and Grant Hill, the Blue Devils rolled to a 34-2 record and held the No. 1 ranking from start to finish (18 polls). Duke won its second consecutive NCAA crown with a 71-51 victory over Michigan. Along the way, the Blue Devils captured their fifth consecutive regional championship, won the ACC regular season and tournament titles and equaled the school record to that point for ACC victories with 14.

"I loved my 1991 team, but this team was a great team," said Krzyzewski following the 1992 championship. "It met every challenge and at the Final Four it showed its true personality by winning both games in the second half with what I like best, defense."

In 1993-94, the Blue Devils and Coach K were back knocking at the door of another national championship. Duke piled up a 28-6 overall record, won the ACC regular season championship, was ranked from start to finish in the nation's top 10, captured the Southeast Regional title with an upset win over top-seeded Purdue and advanced to the national championship game before bowing to Arkansas, 76-72, in Charlotte.

The Blue Devils finished the 1998-99 campaign equaling the Duke record for most wins with 37, winning the NCAA East Regional title, capturing the ACC Tournament crown for the first time since 1992, recording the first 16-0 record in the ACC regular season, securing a school-record 32-game winning streak during the year and wrapping it all up as the NCAA runner-ups. Elton Brand was the consensus National Player of the Year, Shane Battier was the NABC National Defensive Player of the Year and Trajan Langdon was a first team All-America for Duke.

In 1999-2000, Duke finished with a 29-5 record, its fourth consecutive outright ACC regular season championship with a 15-1 record, its second consecutive ACC Tournament title and the final regular season No. 1 ranking in both major polls. Senior Chris Carrawell and junior Shane Battier were named consensus All-Americans, and Battier earned his second consecutive National Defensive Player of the Year award. The Blue Devils accomplished this despite losing four starters from their 37-2 squad that advanced to the national championship game in 1999. Duke also had seven freshmen, the most on a Blue Devil team in school history, on its roster.

On November 17, 2000, Krzyzewski's numerous accomplishments at Duke were recognized as the fabled Cameron Indoor Stadium court was named Coach K Court in his honor in a postgame ceremony.

Continuing to build on his well-earned reputation as one of the top college basketball coaches of all time, Coach K led Duke to its third national championship in 2001, joining just three other coaches - Wooden (10), Adolph Rupp (4) and Bob Knight (3) - who have won three or more NCAA titles. The Blue Devils finished the season with a 35-4 record, including 10 consecutive victories to end the year, their third consecutive ACC Tournament championship, fifth straight ACC regular season championship and the TiVo Preseason NIT title. Duke also was ranked at the top of the final Associated Press poll for the third consecutive season, marking just the second time in NCAA history a program had accomplished that feat (Wooden's UCLA squads did it from 1971-73).

With its 82-72 victory over Arizona in the 2001 national championship game, Duke ended a four-year run with 133 victories. The Blue Devils lost just 15 games during that four-year span. The 133 wins broke the previous NCAA standard of 132 set twice by Kentucky from 1995-98 and 1996-99. In fact, 10 of the best 35 four-year runs in college history belong to Coach K-led Duke teams.

Individually, Coach K passed two major milestones in 2000-01: his 500th victory at Duke (98-85 over Villanova) and his 600th win overall (79-53 over sixth-ranked North Carolina in the ACC Tournament final). He reached 600 career wins faster than all but 10 coaches in college history.

Under Krzyzewski's guidance, not one, but two of his student-athletes earned National Player of the Year awards in 2001 (Shane Battier was the consensus selection, while Jason Williams earned the NABC award). It was the first time in college basketball history that two players from the same team received National Player of the Year recognition by the major outlets. Battier and Williams were both unanimous first team All-Americans, and Battier, the sixth overall pick in the 2001 NBA Draft, earned his third consecutive National Defensive Player of the Year award.

"I thoroughly loved coaching these kids," said Krzyzewski following the 2001 national title. "They've been so good. They've given me their hearts, their minds, and not only that, they've given it to each other ... I get real close to the guys on my team. That's the most rewarding thing about what I do."

Krzyzewski led Duke to another outstanding season in 2001-02. The Blue Devils finished 31-4 overall, won the ACC Tournament title for a record fourth consecutive year, were a No. 1 seed in the NCAA Tournament for a record fifth straight season and finished No. 1 in the final AP poll for the fourth consecutive season, another NCAA first. Three Duke players - Jason Williams, Mike Dunleavy and Carlos Boozer - earned All-America honors and Williams became just the seventh repeat winner of National Player of the Year honors in college basketball history. That Duke threesome also departed for the NBA, where all three were drafted. Williams and Dunleavy were selected second and third, respectively, making them just the second set of teammates to be taken among the top three picks of the NBA Draft (UCLA's Lew Alcindor and Lucious Allen went one and three in 1969).

Coach K's Career Record

Year	School	Overall	ACC	Notes
1976	Army	11-14	—	—
1977	Army	20-8	—	—
1978	Army	19-9	—	NIT
1979	Army	14-11	—	—
1980	Army	9-17	—	—
1981	Duke	17-13	6-8 (15)	NIT
1982	Duke	10-17	4-10 (16)	—
1983	Duke	11-17	3-11 (7)	—
1984	Duke	24-10	7-7 (13)	NCAA Tournament
1985	Duke	23-8	8-6 (14)	NCAA Tournament
1986	Duke	37-3	12-2 (1)	NCAA Final Four (Finalist)
1987	Duke	24-9	9-5 (3)	NCAA Tournament
1988	Duke	28-7	9-5 (3)	NCAA Final Four (Semifinalist)
1989	Duke	28-8	9-5 (2)	NCAA Final Four (Semifinalist)
1990	Duke	29-9	9-5 (2)	NCAA Final Four (Finalist)
1991	Duke	32-7	11-3 (1)	NCAA Champion
1992	Duke	34-2	14-2 (1)	NCAA Champion
1993	Duke	24-8	10-6 (13)	NCAA Tournament
1994	Duke	28-6	12-4 (1)	NCAA Final Four (Finalist)
1995	Duke	9-3	0-1	out after back surgery
1996	Duke	18-13	8-8 (14)	NCAA Tournament
1997	Duke	24-9	12-4 (1)	NCAA Tournament
1998	Duke	32-4	15-1 (1)	NCAA Tournament
1999	Duke	37-2	16-0 (1)	NCAA Final Four (Finalist)
2000	Duke	29-5	15-1 (1)	NCAA Tournament
2001	Duke	35-4	13-3 (1)	NCAA Champion
2002	Duke	31-4	13-3 (2)	NCAA Tournament
2003	Duke	26-7	11-5 (12)	NCAA Tournament
2004	Duke	31-6	13-3 (1)	NCAA Final Four (Semifinalist)
2005	Duke	27-6	11-5 (3)	NCAA Tournament
2006	Duke	32-4	14-2 (1)	NCAA Tournament
2007	Duke	22-11	8-8 (16)	NCAA Tournament
2008	Duke	28-6	13-3 (2)	NCAA Tournament
2009	Duke	30-7	11-5 (12)	NCAA Tournament
2010	Duke	35-5	13-3 (1)	NCAA Champion
2011	Duke	32-5	13-3 (2)	NCAA Tournament
2012	Duke	27-7	13-3 (2)	NCAA Tournament
2013	Duke	30-6	14-4 (2)	NCAA Tournament
2014	Duke	26-9	13-5 (3)	NCAA Tournament

Career Record (39 years)	983-306 (.763)
Duke Record (34 years)	910-247 (.787)
ACC Record (regular season)	362-149 (.708)
ACC Tournament Record	55-20 (.733)
NCAA Tournament Record	82-26 (.759)
at Cameron Indoor Stadium	459-58 (.888)

NCAA Coaching Wins Charts

Career Wins

Coach, Schools	Wins
1. ^ Mike Krzyzewski, Army & Duke	983
2. ^ Jim Boeheim, Syracuse	948
3. Bob Knight, Army, Indiana & Texas Tech	902
4. Dean Smith, North Carolina	879
5. Adolph Rupp, Kentucky	876
6. Jim Calhoun, Northeastern & Connecticut	873
7. Jim Phelan, Mount St. Mary's	830
8. Eddie Sutton, Creighton, Arkansas, Kentucky, Ok. State & San Fran.	804
9. Lefty Driesell, Davidson, Maryland, James Madison & Georgia State	786
10. Lute Olson, Long Beach State, Iowa & Arizona	780

Career Wins at One School

Coach, School	Wins
1. ^ Jim Boeheim, Syracuse	948
2. ^ Mike Krzyzewski, Duke	910
3. Dean Smith, North Carolina	879
4. Adolph Rupp, Kentucky	876
5. Jim Phelan, Mount St. Mary's	830
6. Ed Diddle, Western Kentucky	759
7. Ray Meyer, DePaul	724
8. Don Haskins, UTEP	719
9. Denny Crum, Louisville	675
10. Bob Knight, Indiana	662

Career ACC Wins

Coach, Schools	Wins
1. Dean Smith, North Carolina	422
2. ^ Mike Krzyzewski, Duke	417
3. Gary Williams, Maryland	210
4. Frank McGuire, UNC & South Carolina	160
5. Bobby Cremins, Georgia Tech	149
6. ^ Roy Williams, North Carolina	143
7. Lefty Driesell, Maryland	139
8. Vic Bubas, Duke	128
9. Terry Holland, Virginia	126
10. Norm Sloan, N.C. State	117

NCAA Tournament Wins

Coach, Schools	Wins
1. ^ Mike Krzyzewski, Duke	83
2. Dean Smith, North Carolina	65
3. ^ Roy Williams, Kansas & North Carolina	63
4. ^ Jim Boeheim, Syracuse	53
5. ^ Rick Pitino, Boston Univ., Providence, Kentucky & Louisville	50
6. Jim Calhoun, Northeastern & Connecticut	49
7. John Wooden, UCLA	47
8. Lute Olson, Iowa & Arizona	46
9. Bob Knight, Indiana & Texas Tech	45
10. Denny Crum, Louisville	42

Most Games Coached (minimum 10 Division I seasons)

Coach, Schools	Games
1. Jim Phelan, Mount St. Mary's	1,354
2. ^ Mike Krzyzewski, Army & Duke	1,289
3. Bob Knight, Army, Indiana & Texas Tech	1,273
4. ^ Jim Boeheim, Syracuse	1,269
5. Jim Calhoun, Northeastern & Connecticut	1,242
6. Lou Henson, Hardin-Simmons, Illinois & N.M. State	1,191
7. ^ Rollie Massimino, Stony Brook, Villanova, UNLV, Cleveland St., Northwood	1,181
8. Lefty Driesell, Davidson, Maryland, James Madison & Ga. State	1,180
9. Dean Smith, North Carolina	1,133
10. Eddie Sutton, Creighton, Arkansas, Kentucky, Ok. State & San Fran.	1,132
Ben Braun, Siena Hts, Eastern Mich., Cal, Rice	1,132

^ - active coach; games through 2013-14 season

In perhaps one of his finest coaching jobs, Krzyzewski led his 2002-03 team, featuring six freshmen to a 26-7 record, its record fifth consecutive ACC Tournament championship and the school's sixth consecutive appearance in the NCAA Sweet 16. Senior Dahntay Jones, the squad's leading scorer, was Duke's lone All-ACC representative and an honorable mention All-America selection. Jones became Coach K's 17th first round pick in the 2003 NBA Draft.

Guided by the leadership of senior point guard Chris Duhon, Duke returned to the Final Four for the 10th time in a 19-year period in 2003-04. Duke finished the season 31-6 and won its sixth ACC regular season crown in eight seasons with a 13-3 league mark. Duke reached the No. 1 national ranking for four weeks during the season, marking the seventh consecutive year that it had reached that height (only UCLA's streak of 12 straight years of achieving the No. 1 ranking from 1964-75 is longer). The Blue Devils ended the year by dropping a one-point decision to eventual national champion Connecticut in the Final Four in San Antonio. Duhon, J.J. Redick and Shelden Williams each earned All-America honors, bringing Coach K's total selections to 19 in 24 seasons. In the 2004 NBA Draft, Luol Deng, after playing just one season at Duke, was selected seventh overall and Duhon was taken in the second round.

The 2004-05 squad featured Daniel Ewing, who would become the 36th NBA Draft pick under Krzyzewski, Redick, a National Player of the Year choice, and Williams, the National Defensive Player of the Year honoree. The Blue Devils went 27-6 and captured the ACC Tournament championship.

In 2005-06, the Blue Devils posted a 32-4 record, including a 14-2 mark in regular season league play. Duke captured the NIT Season Tip-Off crown and went on to win both the ACC regular season and tournament titles. Krzyzewski's 10th ACC Tournament championship came in the 1,000th game of his coaching career, a 78-76 win over Boston College at the Greensboro Coliseum on March 12. Redick, a consensus National Player of the Year honoree, set the ACC career scoring and the NCAA three-point field goal records and Williams grabbed National Defensive Player of the Year honors for the second year in a row. Redick and Williams also became the ninth set of teammates selected as AP first team All-Americans and the first since Jason Williams and Shane Battier accomplished the feat in 2001.

Duke featured the school's youngest team in more than 60 years in the 2006-07 season with 10 of the 12 players on the roster being either freshmen or sophomores. Despite the youth, the squad recorded a 22-11 record and reached the NCAA Tournament. Coach K recorded his 700th career victory at Duke against Georgia Tech, making him the second-fastest coach in NCAA history to record 700 wins at one school.

Coach K had the Blue Devils among the top teams in the nation during the 2007-08 campaign as the team won 22 of its first 23 games. Krzyzewski became only the sixth head coach to reach 800 career wins with a victory at N.C. State. Duke would go on to finish the year 28-6, reaching the NCAA Tournament for the 13th consecutive season. DeMarcus Nelson was named the ACC Defensive Player of the Year and a third team All-American, while Kyle Singler was the ACC Rookie of the Year and a Freshman All-American.

In 2008-09, Coach K led Duke to a 30-7 record, the school's 10th 30-win season, and to the ACC Tournament championship. The Blue Devils advanced to the NCAA Sweet 16 and reached a No. 1 ranking in the middle of the season. Gerald Henderson was a first team All-ACC performer while the team featured four players with over 1,000 career points in Henderson, Greg Paulus, Jon Scheyer and Kyle Singler.

The 2010 National Championship team used a stingy defense, hard-nosed rebounding and a potent three-man scoring attack to finish the year 35-5 overall. The Blue Devils held opponents to 61.0 points per game, the second-lowest in school history, and averaged 39.0 rebounds per contests for the second-most during Krzyzewski's tenure at Duke. The Blue Devils also featured the nation's top scoring trio as Scheyer, Singler and Nolan Smith combined to average 53.3 points per game. Duke won every possible championship they competed for in 2009-10, winning the NIT Season Tip-Off, ACC regular season and ACC Tournament on the way to reaching the NCAA Final Four for the 11th time under Krzyzewski.

In 2010-11, Krzyzewski led the Blue Devils to a 32-5 record, the ACC Tournament championship and the CBE Classic title. The Blue Devils spent 11 weeks atop the AP Poll and were ranked in the top 5 of the AP and USA Today/ESPN Coaches Polls for the entire season. Nolan Smith became the seventh player under Coach K to average over 20.0 points per game and was a unanimous first team All-America selection and the ACC Player of the Year. Singler also capped off his record setting career with All-ACC and All-America accolades in 2011. Krzyzewski, the 2011 NABC District II Coach of the Year, became the second coach in NCAA history to post 900 career wins with a 73-71 win over Michigan on March 20 in the second round of the NCAA Tournament.

Krzyzewski guided a young 2011-12 team to a 27-7 record, including a 13-3 ledger in league play. Duke spent the entire season ranked in the top 10 of the AP poll and collected 10 wins over NCAA Tournament teams. The Blue Devils posted a 74-69 win over Michigan State at Madison Square Garden on Nov. 15 to give Coach K his NCAA-best 903rd career coaching victory. Duke also ran the table at the Maui Invitational, including a championship game win over 2012 NCAA Tournament runner-up Kansas, to improve to 16-0 all-time in the event. The Blue Devils registered a buzzer-beating win at North Carolina and erased a 20-point deficit with 11 minutes to play in a dramatic come-from-behind win over NC State in 2012. Rivers garnered third team NABC All-America and ACC Rookie of the Year honors, while averaging a team-high 15.5 points per game. He also became just the seventh freshman in league history to earn first team All-ACC honors. Juniors Mason Plumlee and Seth Curry were third team all-conference picks, while Plumlee also earned CoSIDA first team Academic All-America accolades.

With a talented senior trio of Seth Curry, Ryan Kelly and Mason Plumlee, Krzyzewski led the Blue Devils to a 30-6 record and an NCAA Elite Eight appearance in 2012-13. Duke spent the entire season ranked in the top 10 of the AP Poll, including five weeks ranked No. 1 overall. Krzyzewski's squad registered wins over No. 2 Louisville, No. 3 Kentucky, No. 4 Ohio State and No. 5 Miami, marking the third time in school history the Blue Devils have posted at least four or more wins over top-5 teams. Duke also recorded its 17th undefeated season at Cameron Indoor Stadium with a 16-0 mark at its home venue. The Blue Devils won the 2012 Battle 4 Atlantis, capping off the tournament with an impressive win over eventual national champion Louisville. Duke also became the fourth program in NCAA history to reach the 2,000-win plateau with a 66-50 victory over Creighton in the third round of the NCAA Tournament. Plumlee, a first team Academic All-America as well as consensus second team All-America, became the second player under Coach K to average a double-double, while also topping the 1,000-point and 1,000-rebound marks for his career. Curry, who battled through a season-long lower leg injury, went on to grab Sporting News All-America honors after averaging 17.5 points per game with 95 three-point field goals.

In 2013-14, Krzyzewski guided a young and talented group led by sophomore Rodney Hood and freshman Jabari Parker to a 26-9 record and a trip to the ACC title game. The Blue Devils posted a 17-0 mark at home to run their Cameron Indoor Stadium win streak to 33 games. Parker averaged 19.1 points and 8.7 rebounds per game en route to earning National Freshman of the Year accolades as well as consensus first team All-America honors. He set or tied nine Duke freshman records and was named ACC Rookie of the Week a league-record 10 times. Hood, a transfer from Mississippi State, was tabbed as a second team All-ACC selection after averaging 16.1 points per game and shooting a conference-best 42.0 percent from three-point range. Both players entered the NBA Draft following the season with Parker being selected No. 2 overall by the Milwaukee Bucks and Hood going to the Utah Jazz with the 23rd pick. Krzyzewski became the second Division I men's coach in NCAA history to record 900 wins at a school when he reached the milestone in a Jan. 25 win over Florida State.

On the court, Coach K has averaged more than 25 wins a season during his career at Duke and posted 13 30-win seasons, including 30 or more victories in 10 of the last 17 years. Krzyzewski's 13 30-win seasons are the most by any coach in college basketball history.

He has directed his teams to 11 Final Fours, tied for second-most by any coach in NCAA history. Since 1985, Krzyzewski has an NCAA-record 82 NCAA Tournament victories, 19 more than the next-closest active coach (North Carolina's Roy Williams has 63 NCAA wins during this period). From 1986 to 2014, every Duke class except four (1998, 2008, 2009 and 2011) has played in at least one Final Four. Incredibly, 69 of 79 players who have completed four years of eligibility at Duke since 1986 have played in the Final Four, with 64 having played in at least one NCAA Championship game.

Obviously, Coach K has put a recruiting plan in motion that attracts the nation's best players each year. Nine members of this year's Duke team earned McDonald's All-America accolades as prep stars, including freshmen Grayson Allen, Tyus Jones, Jahliil Okafor and Justise Winslow. Joining the rookies are Quinn Cook, Amile Jefferson, Matt Jones, Marshall Plumlee and Rasheed Sulaimon.

"There was no magic wand," said Krzyzewski. "It was a matter of hard work and organization and a little bit of luck. We had a plan and we stuck to it. In many ways it may have been better that there wasn't an abundance of talent when we arrived. If that had been the case, we may have taken certain things for granted instead of building a solid foundation.

"When things got tough, I always remembered something Vic Bubas told me just after I had come to Duke," recalled Krzyzewski. "He said, 'When you are building something that is going to be really strong, it takes time.' That gave me encouragement."

NCAA Coaching Charts

Consecutive 20+ Win Seasons - Active

Coach, Schools (Years)	Seasons
1. Mike Krzyzewski, Duke (1997-2014)	18
2. Jim Boeheim, Syracuse (1998-2014)	17
3. Billy Donovan, Florida (1999-2014)	16
Bill Self, Tulsa, Illinois & Kansas (1999-2014)	16
5. Mark Few, Gonzaga (2000-14)	15

Most 20+ Win Seasons

Coach, Schools	Seasons
1. ^ Jim Boeheim, Syracuse	36
2. ^ Mike Krzyzewski, Army & Duke	30
Dean Smith, North Carolina	30
4. Bob Knight, Army, Indiana & Texas Tech	29
5. Lute Olson, Long Beach State, Iowa & Arizona	28
6. Eddie Sutton, Creighton, Arkansas, Kentucky, Ok. State & San Fran.	25
Jerry Tarkanian, Long Beach St., UNLV & Fresno St.	25
8. Jim Calhoun, Northeastern & Connecticut	24
^ Roy Williams, Kansas & North Carolina	24
9. ^ Bob Huggins, Akron, Cincinnati, Kansas St. & West Virginia	23
Adolph Rupp, Kentucky	23

Most 30+ Win Seasons

Coach, Schools	Seasons
1. ^ Mike Krzyzewski, Duke	13
2. ^ Roy Williams, Kansas & North Carolina	10
3. Jim Calhoun, Connecticut	8
^ Rick Pitino, Hawaii, Boston Univ., Providence, Kentucky & Louisville	8
5. ^ John Calipari, UMass, Memphis & Kentucky	7
^ Bill Self, Oral Roberts, Tulsa, Illinois & Kansas	7
7. ^ Jim Boeheim, Syracuse	6
8. Bob Knight, Army, Indiana & Texas Tech	4
Jerry Tarkanian, Long Beach St., UNLV & Fresno St.	4
Nolan Richardson, Tulsa & Arkansas	4
Adolph Rupp, Kentucky	4
John Wooden, Indiana St. & UCLA	4

Most NCAA Championships

Head Coach	Titles
1. John Wooden, UCLA	10
2. ^ Mike Krzyzewski, Duke	4
Adolph Rupp, Kentucky	4

Most NCAA Final Four Appearances

Head Coach	Final Fours
1. John Wooden, UCLA	12
2. ^ Mike Krzyzewski, Duke	11
Dean Smith, North Carolina	11
4. ^ Roy Williams, Kansas & North Carolina	7
^ Rick Pitino, Providence, Kentucky & Louisville	7
Denny Crum, Louisville	6
^ Tom Izzo, Michigan State	6
Adolph Rupp, Kentucky	6

Highest NCAA Tournament Winning Pct.

Head Coach	W	L	Pct.
1. John Wooden, UCLA	47	10	.825
2. ^ Mike Krzyzewski, Duke	82	26	.759
3. ^ Rick Pitino, Boston Univ., Prov., Kentucky & Louisville	50	17	.746
4. ^ Billy Donovan, Florida	35	12	.745
5. ^ Roy Williams, Kansas & UNC	63	22	.742
6. ^ John Calipari, UMass, Memphis & Kentucky *	34	12	.739
7. ^ Tom Izzo, Michigan State	42	16	.724

Minimum 20 NCAA Tournament games

* record adjusted for vacated games

^ - active coach; games through 2013-14 season

Numerous Honors

Although he has earned nearly every award imaginable, Krzyzewski was rewarded with the ultimate honor in basketball in 2001 when he was inducted into the Naismith Memorial Basketball Hall of Fame. He entered the Hall of Fame with Temple coach John Chaney and former NBA star Moses Malone. Since that induction, Krzyzewski has also been inducted into the Army Sports Hall of Fame (Sept. 11, 2009), Chicagoland Sports Hall of Fame (2010) and Duke Athletics Hall of Fame (2011).

Krzyzewski was honored in December of 2011 as Sportsman of the Year by Sports Illustrated. He shared the SI cover with Tennessee coaching legend Pat Summitt.

TIME magazine and CNN named Krzyzewski "America's Best Coach" in 2001 as part of a joint venture between the two media outlets. The criteria for the selection was not limited to any sport or any level of play.

"No college hoops coach has won more in the past two decades," wrote Josh Tyrangiel of TIME, "and Krzyzewski has accomplished all this with a program that turns out real-deal scholar athletes - kids who go to class, graduate and don't mind telling everyone about it."

In all, Coach K has been named the National Coach of the Year 12 times in eight different seasons by major organizations, including UPI and Chevrolet (1986), Naismith (1989), the NABC (1991), The Sporting News and Naismith (1992), Basketball Times (1997), the NABC and Naismith (1999), Chevrolet (2000) and the Victor Awards (2001). In 2004, he was named the Claire Bee Coach of the Year that honors the active Division I men's basketball coach who has made the most significant positive contribution to his sport during the preceding year.

In 1992, The Sporting News named him the Sportsman of the Year, becoming the first college coach to win the honor. The magazine said, "On the court and off, Krzyzewski is a family man first, a teacher second, a basketball coach third, and a winner at all three. He is what's right about sports..."

Coach K has been voted the ACC Coach of the Year five times, most recently in 2000. His five ACC Coach of the Year awards are second all-time among the coaching giants of the league.

His players know how special their coach, mentor and friend is.

"I played for the greatest college coach of all-time," said Shane Battier, one of the most decorated players in the history of the game. "It was an amazing journey."

Two-time National Player of the Year Jason Williams echoed Battier's sentiments: "It's a dream to play for a guy like that - a guy who's just a rock, who believes in you every second you're on the court. I love Coach K. I'd run through a brick wall for him."

In 2005, Krzyzewski became the youngest recipient of the Distinguished Graduate Award at the United States Military Academy.

Krzyzewski has been named the USA Basketball Coach of the Year in 2006, 2007, 2009, 2012. He was named recipient of the United States Sports Academy's 2012 Amos Alonzo Stagg Coaching Award after guiding Team USA to the gold medal in the London Olympics. Krzyzewski also received the Stagg Coaching Award in 1992 and 2009.

Coach K and USA Basketball

Krzyzewski has been a prominent figure on the USA Basketball scene throughout his career. On Oct. 26, 2005, his role on the international basketball world was thrust into the limelight when he was named head coach of the USA Basketball Men's Senior National Team.

During his tenure at the helm of Team USA, the Men's Senior National Team has amassed an extraordinary 75-1 record en route to winning gold medals at the 2007 FIBA Americas Championship, 2008 Beijing Olympics, 2010 FIBA World Championship, 2012 London Olympics and 2014 FIBA World Cup as well as a bronze medal at the 2006 FIBA World Championship.

Coach K helped USA Basketball regain its position in international basketball during his first stint as the national team coach (2005-08) by instilling the same team-first principles he utilizes as the foundation for success at Duke.

In his first competition as head coach of the program, Krzyzewski led a team that included former Duke standouts Elton Brand and Shane Battier to an 8-1 record and a bronze medal finish at the 2006 FIBA World Championship in Japan.

The following summer, Coach K led the USA squad to a gold medal in the 2007 FIBA Americas Championship, posting a 10-0 record and winning by an average of 39.5 points per game. They defeated Argentina 118-81 in the gold medal game to automatically qualify for the 2008 Olympics.

In the summer of 2008, Krzyzewski guided the USA squad to a gold medal at the 2008 Olympic games in Beijing. Team USA reclaimed Olympic gold with a 118-107 victory over Spain in the championship game, while also further changing a negative perception of basketball in the United States along the way. Team USA averaged 106 points per game with average margin of victory of 27.9 points per game during their gold medal run and also restored a tarnished image by winning over fans and fellow athletes with its presence off the court in Beijing. While earning praise for its unselfish play on the court, members of Team USA were equally admired for their patriotic support of fellow Americans in their quests for Olympic gold.

"It has been tagged as the most selfish basketball nation on Earth, but the U.S. showed teamwork and intensity normally not seen at any place other than, say, Duke University," said Los Angeles Times columnist Bill Plaschke during Team USA's gold medal run in 2008.

On July 21, 2009, it was announced that Krzyzewski would return as the head coach of the USA Basketball Senior National Team.

"When you have a good thing going you don't mess with it. Mike and the staff did an incredible job last quad and he is more than entitled to have another run at it. I've said it over and over, he was the right guy at the right time and that is still true," said Jerry Colangelo, who served as the Managing Director of the USA Basketball Men's National Team program, at the time of the announcement.

Krzyzewski's second term as the national team coach began with a gold medal performance at the 2010 FIBA World Championship in Istanbul, Turkey. With a group that featured six players under the age of 22, Team USA

STAFF

Mike Krzyzewski & USA Basketball Experience

Mike Krzyzewski has been a driving force in the USA's international basketball development program and will continue to be in the years ahead. Here's a list of his international coaching and administrative experience:

Year	Team	Record	Medal
1979	USA Pan American Games Team Assistant Coach	9-0	Gold Medal
1983	USA Olympic Festival South Team Head Coach	3-1	Gold Medal
1984	USA Olympic Team Trials Assistant Coach	Not Applicable	
1984	USA Olympic Team Special Assistant	8-0	Gold Medal
1987	USA World University Games Team Head Coach	7-1	Silver Medal
1990	USA Goodwill Games Team Head Coach	3-2	Silver Medal
1990	USA World Championship Team Head Coach	6-2	Bronze Medal
1992	USA Olympic Qualifying Team Assistant Coach	6-0	Gold Medal
1992	USA Olympic Team Assistant Coach - Barcelona Olympics	8-0	Gold Medal
2006	USA Senior National Team Head Coach - USA National Team Tour	5-0	
2006	USA Senior National Team Head Coach - FIBA World Championship	8-1	Bronze Medal
2007	USA Senior National Team Head Coach - FIBA Americas Championship	10-0	Gold Medal
2008	USA Senior National Team Head Coach - USA National Team Tour	5-0	
2008	USA Senior National Team Head Coach - Beijing Olympics	8-0	Gold Medal
2010	USA Senior National Team Head Coach - USA National Team Tour	4-0	
2010	USA Senior National Team Head Coach - FIBA World Championship	9-0	Gold Medal
2012	USA Senior National Team Head Coach - USA National Team Tour	5-0	
2012	USA Senior National Team Head Coach - London Olympics	8-0	Gold Medal
2014	USA Senior National Team Head Coach - USA National Team Tour	4-0	
2014	USA Senior National Team Head Coach - FIBA World Cup	9-0	Gold Medal
Totals	14 International Medal Competitions	125-7 (.947)	10 Gold / 2 Silver / 2 Bronze

posted a 9-0 mark to capture the gold medal in the FIBA World Championship for the first time since 1994. The U.S. squad had a +24.9 points per game scoring margin with double digit wins in eight of nine contests.

Team USA once again claimed Olympic gold in 2012 in London, posting a 107-100 win over Spain. While some experts speculated that outside shooting could be the downfall of the 2012 squad, Coach K and his staff gave the players the confidence to take their open shots against the international team's zone defenses. The group, led by Kevin Durant and Carmelo Anthony, responded by setting an Olympic record with 129 three-point field goals (16.1 3pg.) and shooting 44.0 percent from three-point range during the tournament. Team USA's finest shooting performance came in a 156-73 win over Nigeria in pool play. Krzyzewski's group set Olympic records for three-pointers (29, including 10 from Anthony), three-point percentage (.630) and points scored (156) in the win.

Krzyzewski closed out his second quadrennial in charge of the USA Men's Senior National Team with a 50-game win streak, while becoming the first U.S. coach of multiple Olympic teams since the legendary Henry Iba, who won gold in 1964 and 1968 and coached the team that lost the controversial 1972 gold-medal game to the Soviet Union.

Following the 2012 London Olympics, Krzyzewski announced that he would not return as head coach of the USA Basketball Senior National Team. Colangelo continued to stay in touch with Coach K throughout the season and stepped up his courtship in May. On May 23, 2013, USA Basketball and Colangelo got their wish when it was announced the Krzyzewski would return as head coach of the USA Basketball Senior National Team from 2013-16.

"About four years ago I was asked about Coach K's return and what I said then is still true now - when you have a good thing going you don't mess with it," said Colangelo. "He was and still is the right man to coach the USA National Team. We've seen the value of continuity and Coach K's return gives our national team program another four years of continuity. Together we have been able to build on the program's successes of each year and again establish the United States as the world's number one basketball country."

"It is tough to give up something you've absolutely loved doing for seven years, the people you're doing it with, and most importantly, the country you're doing it for," said Krzyzewski. "As a result of my ongoing desire to coach, I've decided I'd like to continue as head coach of the Men's National Team especially since USA Basketball wanted me to do so. It just seems like the right thing to do. There is no greater honor than to coach your country's team and to be afforded the unique opportunity to be the National Team coach three times is incredible."

Krzyzewski once again took advantage of the opportunity at the 2014 FIBA World Cup leading Team USA to a 9-0 mark and the gold medal despite guiding a squad absent of USA Basketball mainstays LeBron James, Carmelo Anthony, Kevin Durant and Russell Westbrook. With six players averaging double figures, the USA led the 24-team World Cup field in scoring offense (104.6 points a game), scoring margin (+33.0), field goal percentage (.524), rebounding (44.8), rebounding margin (+9.0), defensive rebounds (29.9), assists (20.4), steals (12.1) and turnover margin (+8.3). The USA's +33.0 points per game differential was the most of a U.S. men's team in a FIBA World Cup or Olympic Games since the 1994 World Championship (+37.8).

"I said previously, if we were to have won this year with all of the adversity that we went through this would be the sweetest of all of the championships, and I feel that way," said Colangelo following the 2014 FIBA World Cup. "The amazing thing about all that has happened is that we have used so many different players to win these championships, which is a testament to the game in our country and the depth of talent that we have, and to our staff and the leadership of Coach K and our assistant coaches. I couldn't be more proud of our team."

USA Basketball has won each of the past two FIBA World Cup (formerly World Championship) events to join Brazil (1959 and 1963) and Yugoslavia (1998 and 2002) as the only countries to earn back-to-back FIBA world titles since the event was initiated in 1950.

Duke players have also had a prominent impact in the Olympics as eight of Krzyzewski's former players have competed for five different countries in the Olympics. In 2012, former Blue Devils Luol Deng (Great Britain) and Martynas Pocius (Lithuania) competed in the London Olympics.

Krzyzewski supports his players' efforts to participate in international basketball with over 100 former Duke players competing in international tournaments, including five current players who have competed on USA Basketball teams at various international events. The quartet of players have combined to collect 12 gold medals with USA Basketball including three each from incoming freshmen Tyus Jones, Jahlil Okafor and Justise Winslow. Rasheed Sulaimon has been a part of two gold medal runs, while Quinn Cook captained the 2010 U17 World Championship gold medal team.

"Duke players have been pretty well schooled fundamentally," said Colangelo on the Blue Devils' success with USA Basketball. "They have been well coached and really understand what it takes to be successful and what it necessitates in the way of work so it is really good headlines."

Five former Blue Devils (Elton Brand, Chris Duhon, Christian Laettner, Jabari Parker and Shelden Williams) have earned USA Basketball Male Athlete of the Year honors. Parker claimed the award in 2011 after helping Team USA to a perfect 5-0 record and the gold medal at the 2011 FIBA Americas U16 Championship. Shelden Williams, who led the U.S. team to an 8-0 record and a gold medal at the World University Games in Turkey in 2005, was also named the USA Basketball Male Athlete of the Year, while Chris Duhon earned the same honor in 2001 after leading the World Championship for Young Men Team to the gold medal in Japan. Brand was named USA Basketball Male Athlete of the Year in 1998, while Christian Laettner was the first Blue Devil to claim the award in 1991.

Krzyzewski has always been an active part of USA Basketball in various roles, serving as past chairman of the Player Selection Committee for all of the United States' teams, including the 1991 Pan Am and 1992 Olympic teams. Coach K was an assistant to Chuck Daly (a former Duke assistant coach) at the Olympics and won the gold medal in Barcelona with the "Dream Team." Christian Laettner was a member of that team, while 1994 graduate Grant Hill was a part of "Dream Team II" in Atlanta.

Coach K was the USA head coach in 1990 when he led the Americans to a bronze medal at the World Championships and a silver medal at the Goodwill Games in Seattle. He also paced Team USA to a silver medal at the 1987 World University Games and was a special assistant to Bob Knight at the 1984 Olympics. In addition, he has had previous coaching duties at the National Sports Festival (gold medal in 1983) and Pan Am Games.

The Coaching Tree

Sustained success under Mike Krzyzewski has presented coaching opportunities for several of his former players and assistant coaches from both Army and Duke. In all, over 20 of Coach K's former players or assistants are coaching in the collegiate or professional ranks, including six collegiate head coaches Tommy Amaker (Harvard), Mike Brey (Notre Dame) Chris Collins (Northwestern), Johnny Dawkins (Stanford), Bobby Hurley (Buffalo) and Steve Wojciechowski (Marquette). In addition, two former players Billy King (Brooklyn Nets) and Danny Ferry (Atlanta Hawks) are general managers in the NBA, while Quin Snyder is the head coach of the Utah Jazz.

Krzyzewski has had 11 former players spend a portion of their coaching careers as members of the Duke staff, including his entire staff for the 2014-15 season.

Krzyzewski's Coaching Tree

Former Players		Former Assistant Coaches	
Vince Taylor	Duke '82	Nate James	Duke '01
Assistant Coach	Texas Tech	Assistant Coach	Duke
Chip Engelland	Duke '83	Chris Duhon	Duke '04
Assistant Coach	San Antonio Spurs	Assistant Coach	Marshall
Todd Anderson	Duke '85	Patrick Johnson	Duke '06
Assistant Coach	Pro Basketball - Qatar	Assistant Coach	Concordia (Calif.)
Johnny Dawkins	Duke '86	Greg Paulus	Duke '09
Head Coach	Stanford	Assistant Coach	Ohio State
Tommy Amaker	Duke '87	Jon Scheyer	Duke '10
Head Coach	Harvard	Assistant Coach	Duke
Billy King	Duke '88	Tyler Thornton	Duke '14
General Manager	New Jersey Nets	Graduate Assistant	Marquette
Danny Ferry	Duke '89	Former Assistant Coaches	
General Manager	Atlanta Hawks	Mike Brey	George Wash. '82
Quinn Snyder	Duke '89	Head Coach	Notre Dame
Head Coach	Utah Jazz	^ Brian DeStefano	Duke, '04
Bobby Hurley	Duke '93	Assistant Coach	Harvard
Head Coach	Buffalo	* Mike Schrage	Indiana, '98
Antonio Lang	Duke '94	Assistant Coach	Stanford
Assistant Coach	Utah Jazz	* Schrage was the director of basketball operations at Duke from 2002-08 and a member of the staff from 1999-2008.	
Chris Collins	Duke '96	^ DeStefano served as a graduate assistant/head team manager in 2006-07. He was also a student manager from 2003-06.	
Head Coach	Northwestern		
Jeff Capel	Duke '97		
Associate Head Coach	Duke		
Steve Wojciechowski	Duke '98		
Head Coach	Marquette		
Chris Carrawell	Duke '00		
Assistant Coach	Marquette		

STAFF

Success On and Off the Court

When Coach K came to Duke in the spring of 1980, he found a program that was searching for strong leadership and a rebirth of the success that Blue Devil fans had come to know and love. As he enters his 35th season at the helm, the numbers more than prove the faith that former athletic director Tom Butters put in the young, unproven coach to assemble a basketball program consistently ranking in the upper echelon of the country.

Krzyzewski runs a quality program from top to bottom, from the players he recruits to the performance of his teams on the floor, year in and year out.

"I want Duke basketball to be good on a continuing basis," said Krzyzewski. "All along it has been my goal to give Duke a program that will last, one that will be nationally ranked and worthy of postseason play every year."

No words can better describe the basketball program he has established at Duke University. Krzyzewski has led his Blue Devils to overwhelming success while building a program that will continue to flourish in the years to come.

The term "student-athlete" is used over and over in college athletics, but the Duke basketball team truly exemplifies the ideal. During Krzyzewski's time with the Blue Devils, all but two Duke players who played four seasons have graduated.

Krzyzewski has had five different players collect a total of eight CoSIDA Academic All-America accolades, including Mason Plumlee who garnered first team honors in 2012 and 2013. Plumlee, along with Shane Battier, Mike Gminski and Jim Spanarkel, are the only two-time first team Academic All-America selections in Duke basketball history.

Prior to Duke

Krzyzewski's teams take nothing for granted on the court. The core of their success is pressure man-to-man defense, developed over the years with hard work in practice, commitment to excellence and attention to detail. Coach K's players believe in their system and know that when they win, it is largely because of excellent team defense.

His disciplined, mentally tough teams could be seen as an outgrowth of Coach K's own upbringing. He went to West Point to enroll in the U.S. Military Academy and receive a quality education, play basketball and become an officer in the Army.

From 1969-74, Krzyzewski served his country. He directed service teams for three years and then followed that up with two years as head coach of the U.S. Military Academy Prep School in Belvoir, Va.

In 1974, he resigned from the Army having attained the rank of Captain. When Krzyzewski was just 26, Bob Knight, his former coach at Army, called and offered him a graduate assistant slot at Indiana University. That 1975 squad posted an 18-0 Big Ten mark and a 31-1 record.

Prior to joining the Duke program, Krzyzewski spent five years building the program at his alma mater in West Point. He led the Cadets to one NIT berth, one ECAC playoff appearance and a five-year record of 73-59.

Community Service

Krzyzewski has been heavily involved in community service both locally and on the national stage throughout his coaching career. He is currently an honorary co-chair of C-Change, while also assuming vital roles with the Duke Children's Hospital, the Jimmy V Foundation for Cancer Research and the NABC Foundation.

On Jan. 18, 2014, the 41st President of the United States and co-founder/ chairman of CEO Roundtable on Cancer [C-Change], George H.W. Bush, traveled to Durham to recognize Krzyzewski for his personal commitment and leadership in working toward eliminating cancer as a public health threat.

Krzyzewski is also on the board of the Jimmy V Foundation for Cancer Research and has been active in the foundation since inception in 1993. Most recently, he and his wife, Mickie, hosted the 2013 V Foundation Napa Valley Wine Celebration, an event that raised over \$9 million for cancer research.

Currently an honorary chairman of the Duke Children's Hospital, Krzyzewski participates annually in the Children's Hospital Radiothon and was extremely active in past events like the Duke Children's Miracle Network Telethon and the Duke Children's Classic.

Coach K's charitable activities also include the establishment and funding of the Emily Krzyzewski Center, a community center in Durham named after his mother. The Center's mission is to inspire economically disadvantaged students to dream big, act with character and purpose, strive for academic excellence, and reach their highest potential as future citizen leaders. In 2002, several of Duke's former basketball stars, including Grant Hill, Christian Laettner, Shane Battier, Mike Dunleavy and Danny Ferry, returned to campus for the Duke All-Star Charity Hoopla, with the game and surrounding events helping raise significant funds for the Duke/Durham Neighborhood Partnership and the Emily K Center.

Krzyzewski's emphasis on education and literacy was recognized in 2000 when he was named the first recipient of the GTE Reads with the NABC Literacy Champion Award. In honor of Krzyzewski's selection, GTE (now Verizon) donated \$10,000 to support Duke Athletics' literacy program, Verizon Read with the Blue Devils.

The USBWA honored Krzyzewski in 2012 with the Wayman Tisdale Humanitarian Award, given annually to an individual involved in college basketball who has made a significantly positive impact on society.

Krzyzewski along with his Duke and USA Basketball teams have also been active in the military community by participating in Hoops for Troops and the Wounded Warriors Project.

Coach K and the Duke Community

The students at the university are also an important part of Coach K's life. He appreciates their support and often finds a way to include the students, especially those camped out in Krzyzewskiville, a tent community erected each season outside of Cameron Indoor Stadium for students wanting to get a head start on securing entrance to games. He has been known to treat the fans camping out for days, or even weeks, to a pregame strategy session in Cameron or to buy them pizzas while they wait in line. He knows that the unique relationship between his team and the student body is what makes Duke special. The "Cameron Crazy's" are regarded as some of the best fans in all of sports.

The university also recognized his vital role on campus, awarding him Duke's highest honor - the Medal of Honor - at the University Founders' Day Convocation in 1997.

In September 2001, Krzyzewski and his wife Mickie created the Krzyzewski Family Scholarship Endowment for Duke students from the Carolinas. The \$100,000 scholarship, the result of the Krzyzewskis' gift and additional funds from The Duke Endowment of Charlotte, will provide assistance to undergraduates from North and South Carolina.

"Mickie and Mike Krzyzewski both do so much for our university," said former Duke President Nan Keohane following the gift. "Their many contributions to our athletic program are well known, and their support of undergraduate academic and residential life at Duke should be, as well."

During the fall of 2002, Coach K received an Honorary Alumnus Award from the Duke Medical Center for his contributions to the Duke Children's Health Center. Krzyzewski and his family have made the center a focal point in their efforts to raise the standard of clinical care for children.

Coach K: Author

Add another piece to Krzyzewski's already impressive resume - best-selling author. Coach K has co-authored two books with Texas writer Don Phillips published by Warner Books. "Leading with the Heart," emphasizing Krzyzewski's successful strategies for basketball, business and life, was released in 2000. It reached the New York Times best-seller list.

The story of Duke's 2001 national championship season, "Five-Point Play," was released in the fall of 2001. The book relives Duke's journey toward the 2001 NCAA title, the school's third in an 11-year span.

Krzyzewski also co-wrote a book with Duke Sports Hall of Famer Bill Brill entitled "A Season is a Lifetime" following the 1992 national championship.

Following the 2008 Olympics, Krzyzewski and his daughter Jamie K. Spatola co-authored their second book together, titled "THE GOLD STANDARD: Building a World-Class Team." The book was released on April 6, 2009 and featured Coach K's guide to team building, illustrated with experiences from his three years coaching the team that would ultimately win Olympic gold.

Krzyzewski and his daughter Jamie also wrote "Beyond Basketball: Coach K's Keywords For Success," which was released in October, 2006.

Mike Krzyzewski vs. All Competition

Army			Duke			Overall	Army			Duke			Overall	Army			Duke			Overall				
Team	H	A	N	H	A		N	Team	H	A	N	H		A	N	Team	H	A	N	H	A	N		
Air Force	1-0	-	-	-	-	1-0	2-0	Harvard	-	-	-	5-0	4-0	-	9-0	Pittsburgh	-	-	-	-	1-0	0-1	1-1	
Alabama	-	-	-	1-0	1-0	1-0	3-0	Hawaii	-	-	-	-	-	1-0	1-0	Pitt-Johnstown	1-0	-	-	-	-	-	1-0	
Adelphi	1-0	-	-	-	-	-	1-0	Holy Cross	0-2	0-2	-	1-0	-	1-0	2-4	Portland	-	-	-	2-0	-	1-0	3-0	
Alabama St.	-	-	-	-	-	1-0	1-0	Illinois	-	-	0-1	0-1	-	5-1	5-2	Portland St.	-	-	-	1-0	-	-	1-0	
Albany	-	-	-	1-0	-	-	1-0	Illinois-Chicago	-	-	-	1-0	-	-	1-0	Presbyterian	-	-	-	2-0	-	-	2-0	
App. State	-	-	-	6-1	-	-	6-1	Indiana	-	-	-	1-0	1-0	2-3	4-3	Princeton	-	-	1-0	4-0	0-1	1-0	5-1	
Arizona	-	-	-	1-0	0-1	2-4	3-5	Iona	1-1	1-2	-	-	-	-	2-3	Providence	-	-	-	-	-	1-0	1-0	
Arizona St.	-	-	-	-	-	1-0	1-0	Iowa	-	-	-	1-0	1-0	4-1	6-1	Purdue	-	-	-	-	1-0	2-2	3-2	
Arkansas	-	-	-	-	-	1-2	1-2	Iowa State	-	-	-	-	-	1-0	1-0	Radford	-	-	-	1-0	-	1-0	2-0	
Ark-Pine Bluff	-	-	-	-	-	1-0	1-0	Kansas	-	-	-	1-0	1-0	5-3	7-3	Rhode Island	-	-	-	1-0	-	1-0	2-0	
Army	-	-	-	4-0	1-0	-	5-0	Kansas State	-	-	1-0	-	-	1-0	2-0	Richmond	-	-	-	-	-	1-0	1-0	
Auburn	-	-	-	1-0	-	-	1-0	Kent State	-	-	-	1-0	-	-	1-0	Rochester	3-0	2-0	-	-	-	-	5-0	
Ball State	-	-	-	-	-	1-0	1-0	Kentucky	-	-	-	-	-	5-1	5-1	RPI	3-0	-	-	-	-	-	3-0	
Baylor	-	-	-	-	-	1-0	1-0	Kings College	0-1	-	-	-	-	-	0-1	Rutgers	-	-	0-1	1-0	1-0	1-0	3-0	
Belmont	-	-	-	1-0	-	1-0	2-0	Lafayette	1-1	0-3	-	-	-	-	1-4	St. Francis [NY]	1-0	0-1	-	-	-	-	1-1	
Binghamton	-	-	-	-	-	1-0	1-0	LaSalle	-	-	-	1-0	1-0	-	2-0	St. John's	0-2	0-3	0-1	6-1	5-2	4-0	15-9	
Boston College	-	-	-	7-0	7-1	2-1	16-2	Lamar	-	-	-	-	-	2-0	2-0	St. Joseph's	-	-	-	3-0	1-0	-	4-0	
Boston Univ.	-	-	-	3-0	2-0	1-0	6-0	Lehigh	3-0	1-0	-	2-0	-	0-1	6-1	St. Louis	-	-	-	3-0	1-0	-	4-0	
Bradley	-	-	-	1-0	-	-	1-0	Liberty	-	-	-	-	-	1-0	1-0	St. Peter's	1-2	2-0	-	-	-	-	3-2	
Brown	-	-	-	3-0	-	-	3-0	Long Beach St.	-	-	-	1-0	-	-	1-0	Samford	-	1-0	-	-	-	-	1-0	
Bryant	1-0	-	-	-	-	-	1-0	Long Island	-	0-1	-	-	-	-	0-1	San Diego St.	-	-	-	1-0	-	-	1-0	
Bucknell	-	-	-	2-0	-	-	2-0	La.-Monroe	-	-	-	-	-	1-0	1-0	San Francisco	-	-	-	1-0	-	-	1-0	
Buffalo	1-0	1-1	-	-	-	-	2-1	LSU	-	-	0-1	1-0	1-0	1-1	3-2	San Jose St.	-	-	-	1-0	-	-	1-0	
Butler	-	-	-	1-0	-	2-0	3-0	Louisville	-	-	-	0-1	0-1	1-2	1-4	Santa Clara	-	-	0-1	1-0	-	-	1-1	
BYU	-	-	-	-	-	1-0	1-0	Loyola [Md.]	-	-	-	2-0	-	-	2-0	Scranton	0-1	1-0	-	-	-	-	1-1	
BYU-Hawaii	-	-	-	-	-	1-0	1-0	Lycoming	2-0	-	-	-	-	-	2-0	S.C. State	-	-	-	6-0	1-0	-	7-0	
California	-	-	-	-	0-1	1-1	1-2	Manhattan	1-3	1-0	1-0	-	-	-	3-3	Seton Hall	1-1	1-2	1-1	1-0	-	3-1	6-5	
Campbell	-	-	-	1-0	-	1-0	2-0	Manhattenville	1-0	-	-	-	-	-	1-0	South Alabama	-	-	-	0-1	-	-	-	
Canisius	-	-	-	2-0	1-0	-	3-0	Marquette	-	-	-	1-0	-	3-1	4-1	South Florida	-	-	-	1-0	1-0	-	2-0	
Central Mich.	-	-	-	-	-	1-0	1-0	Maryland	-	0-1	-	25-8	22-10	8-5	55-24	Southern	-	-	-	-	-	1-0	1-0	
Chaminade	-	-	-	-	1-0	-	1-0	Massachusetts	-	-	-	1-0	-	-	1-0	Southern Ill.	-	-	-	-	-	2-0	2-0	
Charlotte	-	-	-	3-0	-	-	3-0	Memphis	-	-	0-1	-	-	1-0	1-1	SMU	-	-	-	-	-	1-1	1-1	
Cincinnati	-	-	-	-	-	2-0	2-0	Mercer	-	-	-	1-0	-	0-1	1-1	Stanford	-	-	-	-	-	0-2	0-2	
Clemson	-	-	-	28-2	20-9	4-1	52-12	Mer.-Marine	3-0	2-0	-	-	-	-	5-0	Stetson	-	-	-	5-0	4-1	-	9-1	
Coastal Carolina	-	-	-	1-0	-	-	1-0	Merrimack	2-0	-	-	-	-	-	2-0	Syracuse	-	-	-	1-0	0-1	1-1	2-2	
Colgate	3-0	1-1	-	1-0	-	-	5-1	Miami [Fla.]	-	-	-	8-1	7-2	2-0	17-3	Temple	-	-	-	5-0	3-2	4-0	12-2	
Colorado	-	-	-	1-0	-	0-1	1-1	Miami [Oh.]	-	-	-	1-0	-	-	1-0	1-0	Tennessee	-	0-1	-	-	-	1-1	1-2
Colorado St.	-	-	-	1-0	-	1-0	2-0	Michigan	-	-	-	8-1	4-4	4-0	16-5	Tenn.-Martin	-	-	-	1-0	-	-	1-0	
Columbia	-	-	-	2-0	-	-	2-0	Michigan St.	-	-	-	2-0	1-0	5-1	8-1	Texas	-	-	0-1	-	-	4-0	4-1	
Connecticut	-	-	-	-	-	3-4	3-4	Mid. Tenn. St.	-	-	0-1	-	-	-	0-1	Texas A&M	-	-	-	-	-	1-0	1-0	
Cornell	-	-	-	4-0	-	-	4-0	Minnesota	-	-	-	-	-	2-0	2-0	Texas Southern	-	-	-	-	-	1-0	1-0	
Creighton	-	-	-	-	-	1-0	1-0	Miss. State	-	-	-	-	-	1-0	1-0	The Citadel	-	-	-	3-0	1-0	-	4-0	
Davidson	-	-	1-0	16-1	5-0	4-0	26-1	Miss. Valley St.	-	-	-	-	-	1-0	1-0	Toledo	-	-	-	1-0	-	-	1-0	
Dayton	-	-	-	1-0	-	-	1-0	Missouri	-	-	-	-	-	2-0	2-0	Tulsa	-	-	-	1-0	-	2-0	3-0	
Delaware	-	-	-	2-0	-	-	2-0	Missouri St.	-	-	-	-	-	1-0	1-0	UAB	-	-	-	1-0	-	2-0	3-0	
Delaware St.	-	-	-	-	-	1-0	1-0	Monmouth	-	-	-	1-0	-	1-0	2-0	UCLA	-	-	-	3-0	1-1	4-0	8-1	
DePaul	-	0-1	-	1-0	1-0	2-0	4-1	Montana	-	-	-	1-0	-	-	1-0	UNLV	-	-	-	-	-	1-1	1-1	
Detroit	-	-	-	2-0	-	-	2-0	Murray State	-	-	-	-	-	1-0	1-0	UNC-Asheville	-	-	-	2-0	-	-	2-0	
Drake	-	-	-	-	-	1-0	1-0	Navy	2-1	1-1	-	-	-	2-0	5-2	UNC-Gboro	-	-	-	7-0	2-0	1-0	10-0	
Drexel	-	-	-	-	-	1-0	1-0	New Hampshire	-	-	1-0	1-0	-	-	1-0	UNC-Wilm.	-	-	-	1-0	-	-	1-0	
Duquesne	-	-	-	1-0	-	-	1-0	New Mexico St.	-	-	-	1-0	-	-	1-0	1-0	Upsala	1-0	1-0	-	-	-	2-0	
East Carolina	-	-	-	12-0	-	-	12-0	New Orleans	-	-	-	-	-	1-0	1-0	USC	-	-	-	-	-	3-0	3-0	
Eastern Ky.	-	-	0-1	1-0	-	-	1-1	Niagara	1-1	2-0	-	-	-	-	3-1	Valparaiso	-	-	-	2-0	-	1-0	3-0	
Eastern Mich.	-	-	-	1-0	-	0-1	1-1	North Carolina	-	-	-	18-15	14-19	8-4	40-38	Vanderbilt	-	-	-	3-1	2-1	-	5-2	
Elon	-	-	-	2-0	-	1-0	3-0	N.C. A&T	-	-	-	6-0	1-0	1-0	8-0	VCU	-	-	-	-	-	1-1	1-1	
Fairfield	0-1	0-2	-	3-0	-	-	3-3	N.C. Central	-	-	-	1-0	-	-	1-0	Vermont	-	-	-	1-0	-	-	1-0	
Florida	-	-	-	1-0	-	2-1	3-1	NC State	-	-	-	25-5	17-12	9-4	51-21	Villanova	-	-	-	2-0	1-0	0-1	3-1	
Florida A&M	-	-	-	-	-	1-0	1-0	Northeastern	1-1	1-1	-	3-0	1-0	-	6-2	Virginia	-	-	0-1	26-4	17-11	9-3	52-19	
Florida Atlantic	-	-	-	1-0	-	-	1-0	Northwestern	-	-	-	3-0	3-0	-	6-0	Virginia Tech	-	0-1	-	7-1	5-2	2-0	14-4	
Fla. Gulf Coast	-	-	-	1-0	-	-	1-0	Notre Dame	-	-	-	5-0	3-2	4-0	12-2	Wagner	1-0	0-1	-	0-1	-	-	1-2	
Florida State	-	-	1-0	16-2	14-5	1-1	32-8	Ohio State	-	-	-	1-0	0-1	1-0	2-1	Wake Forest	-	-	-	23-8	16-15	5-1	44-24	
Fordham	2-1	2-0	-	-	-	-	4-1	Ohio	-	-	-	1-0	-	-	1-0	Washington	-	-	0-1	2-0	1-0	1-1	4-2	
Fresno State	-	-	-	-	-	1-0	1-0	Ohio Northern	1-0	-	-	-	-	-	1-0	West Virginia	-	-	-	-	-	2-1	2-1	
Ga. Southern	-	-	-	2-0	-	-	2-0	Oklahoma	-	-	-	2-0	1-0	1-0	4-0	Western Car.	-	-	-	3-0	-	-	3-0	
Gardner-Webb	-	-	-	2-0	-	-	2-0	Okla. State	-	-	-	-	-	1-0	1-0	Western Mich.	-	-	-	1-0	-	-	1-0	
George Mason	-	-	-	3-0	-	-	3-0	Old Dominion	-	-	-	-	-	2-0	2-0	William & Mary	-	-	-	7-0	3-0	-	10-0	
George Wash.	-	-	-	1-0	-	1-0	2-0	Oregon	-	-	-	-	-	1-0	1-0	Winthrop	-	-	-	-	-	1-0	1-0	
Georgetown	-	-	-	3-0	1-0	1-3	5-3	Pacific	-	-	-	-	-	2-0	2-0	Wisconsin	-	-	0-1	1-0	0-1	-	1-2	
Georgia State	-	-	-	1-0	-	-	1-0	Penn	-	-	-	4-0	-	-	4-0	Xavier	-	-	-	1-0	-	3-0	4-0	
Georgia Tech	-	-	-	26-4	19-11	8-3	53-18	Penn State	1-0	1-1	-	-	-	-	2-1	Yale	1-0	0-1	1-0	-	-	-	2-1	
Gonzaga	-	-	-	-	-	2-0	2-0	Pepperdine	-	-	-	-	-	1-0	1-0									
Hampton	-	-	-	-	-	1-0	1-0																	

STAFF

March 18, 1980 — Mike Krzyzewski is introduced as Duke's head basketball coach.

Nov. 29, 1980 — Krzyzewski wins his first game as Duke's coach, 67-49 over Stetson.

Jan. 21, 1981 — A 56-47 win at N.C. State gives Krzyzewski his first victory against ACC competition. Gene Banks plays 40 minutes for Duke, scoring a game-high 23 points on 9-of-14 shooting.

Feb. 15, 1984 — Duke wins its first game as a ranked team under Coach K, 80-69 over Stetson, and gets its first 20-win season since 1980. David Henderson scores 18 points, making all six field-goal attempts and all six foul shots.

March 10, 1984 — A 77-75 victory over North Carolina, aided by four David Henderson free throws, gives Krzyzewski his first win over a top-ranked team and his first trip to the ACC Tournament title game.

Feb. 27, 1985 — Duke beats Clemson, 90-73, in Durham, to give Krzyzewski his first winning season in the ACC (8-6). Johnny Dawkins scores 19 points, making 8-of-10 field goal attempts and all three of his foul shots.

March 15, 1985 — A 75-62 victory over Pepperdine gives Krzyzewski his first victory in the NCAA Tournament. David Henderson scores 22 points and Johnny Dawkins nets 21.

Feb. 26, 1986 — Playing as the No. 1 team for the first time under Krzyzewski, Duke beats Clemson, 77-69, to set a school record for most victories in a season (28). Johnny Dawkins scores 27 points on 11-of-16 shooting.

March 2, 1986 — An 82-74 victory over North Carolina gives Duke its first ACC regular season title since 1966 and its first perfect home record (15-0) since 1978.

March 7, 1986 — Duke beats Wake Forest, 68-60, in the first round of the ACC Tournament to give Krzyzewski his first 30-win season.

March 9, 1986 — A 68-67 win over Georgia Tech gives Krzyzewski his first ACC Tournament championship.

March 23, 1986 — Duke beats Navy, 71-50, to send Krzyzewski to his first Final Four. Johnny Dawkins scores 28 points, and Duke overcomes a 23-point, 10-rebound effort by David Robinson.

March 29, 1986 — A 71-67 win over Kansas puts Krzyzewski in his first national championship game and makes Duke the first team in NCAA history to win 37 games in a season. The Blue Devils limit Kansas All-American Danny Manning to four points on 2-of-9 shooting.

March 31, 1986 — Louisville beats Duke, 72-69, to deny the Blue Devils the national championship. Duke finishes 37-3, setting school records for wins and winning percentage (.925).

March 13, 1988 — A 65-61 win over North Carolina gives Krzyzewski his second ACC Tournament title.

March 26, 1988 — Duke upsets No. 1 Temple, 63-53, to send Krzyzewski to his second Final Four. Kevin Strickland and Danny Ferry combine for 41 points. The Blue Devils limit the Owls to 28.6 percent shooting.

April 2, 1988 — Kansas hands Duke a 66-59 defeat in the national semifinals before a partisan Jayhawk crowd in Kansas City. The Blue Devils finish the year with a 28-7 record.

Nov. 19, 1988 — Duke opens a season as the nation's top-ranked team for the first time under Krzyzewski, beating Kentucky, 80-55.

March 26, 1989 — An 85-77 victory over Georgetown sends Duke to the Final Four for the second straight season.

April 1, 1989 — Seton Hall beats Duke in the national semifinals in Seattle, 95-78, overcoming an 18-point first half deficit and 34 points by National Player of the Year Danny Ferry. The Blue Devils, who finish 28-8, set a school record for highest field-goal percentage for a season (.537).

Feb. 12, 1990 — A 102-67 rout of Stetson makes Krzyzewski the first Duke coach with seven consecutive 20-win seasons.

March 16, 1990 — Duke beats Richmond in the first round of the NCAA Tournament, 81-46, making Krzyzewski the Blue Devils' winningest coach with 227 victories. Coach K also gets his 300th career victory.

March 24, 1990 — Duke becomes the seventh school to earn three straight Final Four trips, beating Connecticut, 79-78, on a 15-foot shot at the buzzer by Christian Laettner.

March 31, 1990 — A 97-83 victory over Arkansas sends Krzyzewski into his second NCAA title game.

April 2, 1990 — UNLV defeats Duke, 103-73, to win the NCAA championship. The Blue Devils finish the season with a 29-9 mark.

Feb. 27, 1991 — Duke beats Clemson, 79-62, to finish 16-0 at home and set a record for most home victories in a season.

March 3, 1991 — An 83-77 upset of North Carolina in Chapel Hill gives Krzyzewski his second regular season ACC championship. Bobby Hurley makes 4-of-6 three-point shots to finish with 18 points and tie Christian Laettner for high scoring honors.

March 24, 1991 — Duke's 78-61 victory over St. John's enables Coach K to join John Wooden as the only men to coach in four consecutive Final Fours.

March 30, 1991 — Duke upsets unbeaten UNLV, considered at the time the greatest team in college basketball history, 79-77, to advance to the NCAA championship for the fifth time and avenge its 1990 loss to the Rebels.

April 1, 1991 — Krzyzewski's 336th career victory gives him his first national title. Duke beats Kansas, 72-65. Christian Laettner is named the most outstanding player, scoring a game-high 18 points and going 12-for-12 from the foul line.

Feb. 1, 1992 — Duke sets a school record for most consecutive wins to open a season (17), beating Notre Dame, 100-71.

March 15, 1992 — A 94-74 victory over North Carolina gives Duke its third ACC Tournament title under Krzyzewski and avenges a 22-point loss to the Tar Heels in the 1991 title game.

March 28, 1992 — In perhaps the best college basketball game in history, Christian Laettner hits a buzzer-beating jumper on a long inbounds pass from Grant Hill, and Duke gets a 104-103 overtime win over Kentucky to earn its fifth straight Final Four appearance.

April 6, 1992 — Duke beats Michigan, 71-51, in front of a record crowd of 50,379 to join UCLA as the only teams to repeat as national champions. The Blue Devils (34-2) become the first team since Indiana in 1976 to stay No. 1 from the preseason ranking through the postseason tournament.

Summer, 1992 — Krzyzewski is an assistant coach to Chuck Daly on the U.S. Olympic team featuring Michael Jordan, Larry Bird and Magic Johnson. Christian Laettner is the lone collegiate player on the "Dream Team," which wins the gold medal in Barcelona, Spain.

Dec. 7, 1992 — Duke's 103-72 home victory over Northeastern gives Krzyzewski his 300th win as Duke's coach, three games into his 13th season.

March 18, 1993 — Duke's 105-70 first round victory over Southern Illinois is the Blue Devils' 13th straight win in the NCAA Tournament — the second-longest streak in history.

March 20, 1993 — California ends Duke's run of five straight trips to the Final Four with an 82-77 win in the second round of the NCAA Tournament.

Dec. 22, 1993 — Krzyzewski gets his 400th career coaching victory, 79-76 over Iowa.

Jan. 10, 1994 — Duke beats Brown, 89-71, in Durham, to earn its 100th victory over a four-year span, then a school record.

March 2, 1994 — Duke beats Maryland in College Park, 73-69, to give Krzyzewski his fourth regular season ACC championship.

March 26, 1994 — Duke upsets Purdue, 69-60, to advance to the Final Four for the sixth time in seven years. Coach K moves into third place on the list of most Final Four appearances, trailing John Wooden (12) and Dean Smith (11).

April 2, 1994 — Playing where it had lost in the second round of the ACC Tournament five games earlier, Duke overcomes a 13-point deficit against Florida to advance to the NCAA title game with a 70-65 victory in Charlotte. Cherokee Parks' 11 points and 11 rebounds lead Duke to its fifth championship game under Coach K (fourth in five years).

April 4, 1994 — With President Clinton in attendance, Arkansas denies Duke its third championship in four years with a 76-72 victory. Grant Hill has 12 points and 14 rebounds in his last game for the Blue Devils, who go 28-6 for the season.

Nov. 29, 1995 — Duke beats UNC Greensboro, 71-57, to extend its school record for consecutive non-conference home wins to 95 games.

Feb. 27, 1997 — Duke beats Maryland, 81-69, in Durham, to give Krzyzewski his fifth regular season conference championship.

March 14, 1997 — Krzyzewski gets his 400th win at Duke, improving his record to 400-148 with a 71-68 triumph over Murray State in the first round of the NCAA Tournament.

Sept. 1997 — Duke recognizes Krzyzewski's leadership by awarding him its highest honor — the University Medal of Honor — for his many contributions to the school.

Nov. 26, 1997 — Duke upsets Arizona in the Maui Invitational, 95-87, to give Krzyzewski his fifth victory against top-ranked teams — the most by any active coach.

Feb. 28, 1998 — After watching his Blue Devils rally from a 17-point second half deficit, Krzyzewski gets his 500th coaching victory and his second straight ACC regular season championship with a 77-75 home win over North Carolina. Coach K becomes the 76th coach to win 500 games as the Devils finish unbeaten at home and become the first team to win 15 conference games in a season.

June 26, 1998 — Duke christens the Michael W. Krzyzewski Human Performance Lab. Working with the latest in high-tech instrumentation, a multidisciplinary team of orthopaedic surgeons and biomechanical engineers strive to better understand how muscles, bones, tendons and ligaments respond to the pressures of competition.

Feb. 20, 1999 — Duke ties a school record with its 36th straight home victory, a 92-65 rout of Clemson. The Blue Devils go unbeaten at home for the second straight year and fifth time under Krzyzewski.

Feb. 27, 1999 — Duke beats North Carolina by 20 points in Chapel Hill, 81-61, to become the first team to finish 16-0 in the ACC. The Blue Devils set a school record with their 24th straight victory and go unbeaten in the ACC for the first time since 1963.

March 7, 1999 — A 96-73 victory over North Carolina gives Krzyzewski his fourth ACC Tournament title. Duke wins its tournament games by an average margin of 25 points. The win caps a 19-0 ACC campaign for Duke.

March 19, 1999 — Duke beats Southwest Missouri State in the NCAA Tournament, 78-61, to post its 30th straight victory and school-record 67th win over two years. The Blue Devils win 35 games in a season for the second time under Krzyzewski.

March 21, 1999 — An 85-64 victory over Temple earns Duke its eighth Final Four trip under Krzyzewski.

March 27, 1999 — Duke beats Michigan State, 68-62, to advance to the national championship game for the sixth time under Krzyzewski, who improves his record in the NCAA Tournament to 48-13 to pass John Wooden for second place on the all-time list. The Devils improve to 37-1, tying their own NCAA record for most victories in a season.

March 29, 1999 — Connecticut stuns Duke, 77-74, in the national championship game. Though the Blue Devils fall shy of the title, they achieve school records for highest winning percentage over a two-year period (.920) and for a single season (.949).

June 30, 1999 — Duke becomes the first school in the history of the NBA Draft to have four players from the same team — Elton Brand, Trajan Langdon, Corey Maggette and William Avery — selected in the first round. Brand, who became the first player to be taken number one under Coach K, Langdon and Maggette were lottery picks.

Nov. 1999 — The Duke Basketball Legacy Fund is founded. The Legacy Fund currently has 30 partners making gifts of \$1 million or more to the program. The endowed fund will provide full support for one Duke player each year.

Jan. 22, 2000 — Duke gets a 75-61 win at Wake Forest, setting records with its 28th straight ACC regular season victory and 49th ACC regular season victory in a span of four years. The Blue Devils set a school record with their 15th straight ACC road win.

Feb. 9, 2000 — Maryland upsets Duke in Durham, 98-87, to end the Blue Devils' 31-game ACC regular-season winning streak, their 46-game home winning streak and their 26-game home winning streak against ACC teams.

March 4, 2000 — Duke beats North Carolina in Durham, 90-76, to give Krzyzewski his eighth ACC regular season title — marking only the second time the Blue Devils have won four straight regular season conference championships.

March 11, 2000 — Duke beats Wake Forest in the ACC Tournament semifinals, 82-73, to set a school record with its 119th victory over a four-year span. The Devils advance to the league championship game for the third year in a row and ninth time under Krzyzewski.

March 12, 2000 — Duke wins its second straight ACC championship and fifth under Krzyzewski, beating Maryland, 81-68.

March 24, 2000 — Florida upsets Duke in the NCAA Tournament, 87-78. Though the Devils finish one victory shy of a 30-win season, they post the highest winning percentage over a four-year period in school history (.859; 122-20).

Nov. 17, 2000 — A 98-85 victory over Villanova in Durham gives Krzyzewski his 500th win as Duke's coach. He becomes just the third coach to win 500 games at one school in 21 seasons or fewer. Following the win, Duke unveils Coach K Court. The words Coach K Court appear in two squares at both ends of the fabled Cameron court.

March 4, 2001 — Duke beats North Carolina in Chapel Hill, 95-81, to become the first team to win at least a share of the ACC regular season title five years in a row.

March 11, 2001 — A 79-53 victory over North Carolina gives Krzyzewski coaching victory No. 600 and his sixth ACC championship.

March 24, 2001 — With a 79-69 victory over Southern Cal, Duke gives Krzyzewski his ninth trip to the Final Four and sets a school record for wins over a three-year period (99).

March 31, 2001 — Duke overcomes a record-setting 22-point first half deficit in a 95-84 victory over Maryland that sends Krzyzewski into his seventh national championship game. He becomes the first Duke coach to amass 100 wins in a span of just three seasons.

April 2, 2001 — Duke beats Arizona, 82-72, to make Krzyzewski the fourth coach to win three NCAA crowns. The Blue Devils become the second team since the NCAA Tournament expanded to 64 teams to win every tournament game by at least 10 points. Duke sets NCAA records for wins in a four-year period (133) and all-time NCAA Tournament winning percentage (76.8).

May 30, 2001 — In his first year of eligibility, Krzyzewski is voted into the Naismith Memorial Basketball Hall of Fame. He joins Temple's John Chaney and Texas Tech's Bob Knight as the only active college coaches to be enshrined.

Sept. 5, 2001 — Krzyzewski and his wife, Mickie, create the Krzyzewski Family Scholarship Endowment for Duke students from the Carolinas. The \$100,000 scholarship provides assistance to undergraduates from North and South Carolina.

Sept. 9, 2001 — Krzyzewski is named "America's Best Coach" — in any sport at any level — by CNN and *TIME* magazine.

Oct. 5, 2001 — Krzyzewski is inducted into the Basketball Hall of Fame. His college coach, Bob Knight, is his presenter, and the pair share a tear-filled reunion in the Springfield Civic Center.

Nov. 14, 2001 — The 54-year-old Krzyzewski signs a lifetime contract with Duke.

Nov. 19, 2001 — Duke opens the 2001-02 season ranked No. 1 in the country, the fourth time under Krzyzewski that it has started a season as No. 1.

Jan. 31, 2002 — Duke beats North Carolina by 29 points, 87-58, UNC's worst loss in the Dean Smith Center. The Blue Devils become the first team to win four straight games in Chapel Hill, getting their highest margin of victory over the Tar Heels under Krzyzewski.

Feb. 24, 2002 — Duke rolls over St. John's on Coach K Court, 97-55, to give Krzyzewski his fifth straight 25-win season and 12th overall.

March 4, 2002 — Duke routs North Carolina on Coach K Court, 93-68, to finish unbeaten at home (13-0) for the sixth time under Krzyzewski.

March 10, 2002 — Duke becomes the first school to win the ACC Tournament four years in a row, beating N.C. State 91-61 for its seventh ACC championship under Krzyzewski.

March 14, 2002 — A No. 1 seed for an NCAA-record fifth straight year, Duke gets its seventh straight double-digit win in the NCAA Tournament, 84-37 over Winthrop. The Blue Devils give Krzyzewski his seventh 30-win season, second straight and fourth in five years.

June 26, 2002 — Duke's Jason Williams (second) and Mike Dunleavy (third) become the second pair of teammates to be taken among the top three picks in an NBA Draft. The Blue Devil duo joined UCLA's Lew Alcindor and Lucious Allen, who went number one and three, in 1969. In addition, Carlos Boozer is chosen in the second round of the draft.

Jan. 8, 2003 — Duke ascends to the No. 1 ranking in the AP poll for the sixth consecutive season. That night, Duke topples Georgetown, 93-86, at Cameron Indoor Stadium.

March 16, 2003 — Duke earns its league-record fifth consecutive ACC Tournament championship with an 84-77 victory over N.C. State in Greensboro, N.C. Duke's Daniel Ewing was named MVP of the tournament.

Jan. 3, 2003 — The Blue Devils defeat Clemson, 73-54, on the road as Coach K earns his 600th victory at Duke. He reaches this milestone in 776 games, making him the fourth-fastest coach to reach 600 victories at one school. Only Kentucky's Adolph Rupp (704), UCLA's John Wooden (744), North Carolina's Dean Smith (773), Krzyzewski and Western Kentucky's Ed Diddle (790) reached 600 victories at one school in fewer than 800 games.

Jan. 21, 2004 — Following its win over No. 4 Wake Forest on Jan. 17, Duke travels to Maryland as the nation's No. 1 team for the seventh consecutive season, the second-longest such streak in NCAA history. After its 68-60 win, the Blue Devils hang on to the No. 1 ranking for four weeks during the 2003-04 season.

Feb. 26, 2004 — Duke extends its winning streak in Cameron Indoor Stadium to 41 games with a 97-63 victory over Valparaiso. The Blue Devils' 41-game home winning streak is the second-longest in ACC and school history behind Duke's 46-game streak from 1997-2000. It would be ended in its next contest vs. No. 19 Georgia Tech a week later.

March 28, 2004 — Duke outlasts Xavier, 66-63, to win the NCAA Atlanta Regional and advance to its 14th Final Four overall and 10th in the previous 19 seasons under Coach K.

July 1, 2004 — Director of Athletics Joe Alleva holds a press conference to announce that the Los Angeles Lakers have approached Krzyzewski about their vacant head coaching position.

July 5, 2004 — Krzyzewski announces that he has turned down the Los Angeles Lakers' offer to become head coach. "Duke has always taken up my whole heart," Coach K stated in a packed press conference that was aired live nationally.

Dec. 12, 2004 — With an 82-54 victory over Toledo in Cameron Indoor Stadium, Krzyzewski picks up his 700th career win. He becomes the second fastest coach to reach the milestone behind Bob Knight.

Jan. 5, 2005 — Duke defeats Princeton, 59-46, behind 21 points from J.J. Redick as the Blue Devils celebrate the 65th anniversary of Cameron Indoor Stadium. The game was played almost exactly 65 years to the day of the first game at Cameron, when Duke beat Princeton by a 36-27 count on January 6, 1940.

March 13, 2005 — Krzyzewski and the Blue Devils celebrate the 2005 ACC Tournament championship with a 69-64 win over Georgia Tech.

March 20, 2005 — Thanks to a 63-55 second round triumph over Mississippi State in Charlotte, Krzyzewski surpasses Dean Smith on the all-time NCAA Tournament victory chart with his 66th win.

Oct. 26, 2005 — Krzyzewski is named the head coach of the USA Basketball Men's Senior National Team program for 2006-08.

March 11, 2006 — With a 78-66 win over Wake Forest in the ACC Tournament semifinals at the Greensboro Coliseum, Krzyzewski posts his 750th career win.

March 12, 2006 — In his 1,000th game as a head coach, Krzyzewski guides Duke to a 78-76 win over Boston College in the ACC Championship game, claiming his 10th conference tournament title.

Feb. 18, 2007 — Krzyzewski records his 700th victory as the Duke head coach with a 71-62 win over Georgia Tech in Cameron Indoor Stadium. He became just the eighth coach to post 700 victories at one school and was the second fastest to do so behind Adolph Rupp of Kentucky.

Sept. 2, 2007 — Coached by Krzyzewski, Team USA wins the FIBA Americas Championship gold medal with a 118-81 victory over Argentina. The USA goes 10-0 and wins by an average of 39.5 points per game. The gold medal win automatically qualifies the USA for a trip to the 2008 Olympic games in Beijing, China.

March 1, 2008 — Krzyzewski becomes the sixth Division I head coach to reach 800 career wins with an 87-86 win at N.C. State. He is the third fastest coach to reach 800 career victories.

Aug. 24, 2008 — With Krzyzewski at the helm, Team USA reclaims the gold medal at the 2008 Beijing Summer Olympics with a 118-107 victory over Spain. Krzyzewski guides the U.S. squad to a perfect 8-0 record in the Olympics as the team averaged 106 points per game while winning by an average margin of 27.9 points per contest.

March 15, 2009 — Duke captures its 11th ACC Championship under Krzyzewski and 17th overall with a 79-69 victory over Florida State in the ACC Tournament finals at the Georgia Dome in Atlanta, Ga. The 17 titles ties Duke for the most in ACC history with North Carolina and is the eighth in 11 seasons for the Blue Devils.

July 21, 2009 — Krzyzewski is named the head coach of the USA Basketball Men's Senior National Team program for 2009-2012. He will become the first U.S. coach of multiple Olympic teams since Henry Iba, who won gold in 1964 and '68 and coached the team that lost the controversial 1972 gold-medal game to the Soviet Union.

Sept. 11, 2009 — Krzyzewski is inducted into the Army Sports Hall of Fame at a plaque unveiling ceremony held in the Kenna Hall of Army Sports inside the Kimsey Center.

Feb. 13, 2010 — Duke earns a 77-56 victory over Maryland in Krzyzewski's 1,000th game at Duke, which came in the 71st year of Cameron Indoor Stadium.

March 6, 2010 — With an 82-50 victory over North Carolina, the second largest win for Duke in the nation's biggest rivalry, the Blue Devils claim the 19th ACC regular season championship in school history and set a school record for home victories by finishing the season 17-0 in Cameron Indoor Stadium.

March 14, 2010 — The Blue Devils repeat as ACC Tournament Champions by defeating Georgia Tech, 65-61, at the Greensboro Coliseum. With the title Duke passed North Carolina for most ACC Championships with 18, including nine in the last 12 seasons.

March 28, 2010 — Duke defeats Baylor 78-71 in Houston to advance to the 11th NCAA Final Four under Krzyzewski. Nolan Smith pours in a career-high 29 points in front of 47,000 fans at Reliant Stadium.

April 5, 2010 — Krzyzewski wins his fourth NCAA Championship at Duke with a 61-59 win over Butler at Lucas Oil Stadium in Indianapolis. Kyle Singler is named the Final Four Most Outstanding Player after recording 19 points and nine rebounds in the championship game. The four championships tie Krzyzewski with Adolph Rupp for second most all-time.

Sept. 12, 2010 — Team USA defeats host Turkey, 81-64, to win the gold medal at the 2010 FIBA World Championship. The U.S. team finishes the tournament 9-0 with a +24.9 margin of victory. Kevin Durant, one of six players under the age of 22 on the team, is named tournament MVP after averaging 22.8 points per game.

Sept. 15, 2010 — Krzyzewski is inducted into the Chicagoland Sports Hall of Fame. Chicago City Council and Mayor Richard M. Daley also make Sept. 15 "Mike Krzyzewski Day" in Chicago.

Nov. 24, 2010 — Duke defeated No. 4 Kansas State, 82-68, for the O'Reilly Auto Parts CBE Classic championship and Krzyzewski's 800th win at Duke. He became the fifth coach to win at least 800 games at one school.

Dec. 29, 2010 — Krzyzewski passes long time rival Dean Smith of North Carolina into second on the NCAA all-time victories list, recording his 880th career win in a 108-62 contest at UNC Greensboro.

March 20, 2011 — The Blue Devils held on for a 73-71 victory over Michigan in the second round of the NCAA Tournament to hand Krzyzewski his 900th career win. He joined Bob Knight as the only two coaches with 900 or more career wins.

Sept. 9, 2011 — Krzyzewski is inducted into the Duke Athletics Hall of Fame. Coach K is joined in the Hall of Fame class by Ben Bennett (football), Jenny Chuasiriporn (golf), Bobby Hurley (basketball) and Vanessa Webb (tennis).

Nov. 15, 2011 — Duke defeats Michigan State, 74-69, at Madison Square Garden to give Krzyzewski an NCAA-record 903rd career coaching victory. Longtime mentor and previous record-holder Bob Knight calls the game for ESPN. Andre Dawkins makes six three-point field goals in a 26-point effort, while Seth Curry adds 20 points, seven rebounds, four assists and four steals in the win.

Dec. 2012 — Krzyzewski is named Sports Illustrated Sportsman of the Year. He shares the Dec. 12, 2011 SI cover with women's basketball coaching icon Pat Summitt.

Feb. 16, 2012 — Duke overcomes a 61-41 deficit with 11:33 to play in a 78-73 win over N.C. State. It is the largest second-half margin Duke has overcome in a victory under Coach K.

April 16, 2012 — Krzyzewski is honored with the USBWA Wayman Tisdale Humanitarian Award. The Humanitarian Award honors an individual involved in college basketball who has made a significantly positive impact on society.

Aug. 2, 2012 — Team USA sets an Olympic scoring record in a 156-73 win over Nigeria in pool play. Krzyzewski's group also sets Olympic records for three-pointers (29, including 10 from Carmelo Anthony) and three-point percentage (.630) in the win.

Aug. 13, 2012 — Krzyzewski directs Team USA to a 107-100 win over Spain to claim the London Olympics gold medal. He closes out his tenure in charge of the USA Men's Senior National Team with a 50-game win streak, while becoming the first U.S. coach of multiple Olympic teams since the legendary Henry Iba, who won gold in 1964 and 1968 and coached the team that lost the controversial 1972 gold-medal game to the Soviet Union.

Dec. 19, 2012 — Krzyzewski is named co-recipient of the 2012 USA Basketball National Coach of the Year Award after leading the USA Men's National Team to the gold medal at the 2012 Olympics in London. The award is the fifth for Krzyzewski, who also received the honor in 2006, 2007, 2008 and 2010.

March 5, 2013 — Duke tops Virginia Tech, 85-57, at Cameron Indoor Stadium to give Coach K his 880th career victory at Duke. Krzyzewski moves past former North Carolina head coach Dean Smith into second place all-time in wins at one school.

March 29, 2013 — The Blue Devils defeat Michigan State, 71-61, for their 30th win of the season. Coach K guides Duke to 30 or more wins in a season for an NCAA-record 13th time in his career.

May 23, 2013 — USA Basketball Chairman Jerry Colangelo announces that Hall of Fame basketball coach Mike Krzyzewski will return as head coach of the USA Basketball Men's National Team for the 2013-16 quadrennium.

June 12, 2013 — Krzyzewski receives the 2013 Dick Enberg Award, presented by the College Sports Information Directors of America (CoSIDA) at the fourth annual Capital One Academic All-America Hall of Fame Gala in Orlando, Fla.

January 18, 2014 — The 41st President of the United States and co-founder/chairman of CEO Roundtable on Cancer, George H.W. Bush, traveled to Durham, N.C., to recognize Krzyzewski for his personal commitment and leadership in working toward eliminating cancer as a public health threat. Former president Bush witnessed Duke's 95-60 rout of NC State before recognizing Coach K for his efforts and greeting the Duke team in the locker room following the victory.

January 25, 2014 — Duke tops Florida State, 78-56, at Cameron Indoor Stadium to give Krzyzewski his 900th career victory at Duke, joining Syracuse's Jim Boeheim as the only other Division I head coach to collect 900 victories at one school.

September 14, 2014 — Krzyzewski leads the U.S. Men's Senior National Team to a 129-92 win over Serbia in the gold medal game of the 2014 FIBA World Cup in Spain. Former Duke standout Kyrie Irving is named tournament MVP, while Team USA extends its win streak to 63 consecutive games under Coach K.

STAFF

Coach K Quick Facts

Born	Michael William Krzyzewski February 13, 1947 Chicago, Ill.	Coaching Career	Head Coach Service Teams, 1969-72 Head Coach, U.S.M.A. Prep School (Fort Belvoir, Va.), 1972-74 Graduate Assistant Coach, Indiana University, 1974-75 Head Coach, United States Military Academy, 1975-80 Head Coach, Duke University, 1980-present USA Basketball Senior National Team Head Coach, 2006-present	NCAA Titles	1991, 1992, 2001, 2010
High School	Weber High School Chicago, Ill.	Coaching Honors	NABC District II Coach of the Year, 1977 Metropolitan New York Basketball Writers Coach of the Year, 1977 Head Coach, National Sports Festival, 1983 NABC District III Coach of the Year, 1984, 1992, 1994 ACC Coach of the Year, 1984, 1986, 1997, 1999, 2000 Nat. Coach of the Year, 1986, 1989, 1991, 1992, 1997, 1999, 2000, 2001 U.S. Head Coach, World University Games, 1987 U.S. Head Coach, World Championships and Goodwill Games, 1990 U.S. Assistant Coach, Olympics, 1992 Amos Alonzo Stagg Coaching Award, 1992, 2009, 2012 President, NABC, 1998-99 Naismith Memorial Basketball Hall of Fame inductee, 2001 Named "America's Best Coach" by Time/CNN, 2001 Claire Bee Coach of the Year, 2004 USA Basketball National Coach of the Year, 2006, 2007, 2009, 2010, 2012 USBWA District III Coach of the Year, 2008, 2013 Army Sports Hall of Fame inductee, 2009 Chicagoland Sports Hall of Fame inductee, 2010 Duke Athletics Hall of Fame inductee, 2011 Sports Illustrated Sportsman of the Year, 2011 USBWA Wayman Tisdale Humanitarian Award, 2012	ACC Regular Season Titles	1986, 1991, 1992, 1994, 1997, 1998, 1999, 2000, 2001, 2004, 2006, 2010
College Career	Three-year letterman Army, 1967-69	ACC Tournament Titles	NABC District III Coach of the Year, 1984, 1992, 1994 ACC Coach of the Year, 1984, 1986, 1997, 1999, 2000 Nat. Coach of the Year, 1986, 1989, 1991, 1992, 1997, 1999, 2000, 2001 U.S. Head Coach, World University Games, 1987 U.S. Head Coach, World Championships and Goodwill Games, 1990 U.S. Assistant Coach, Olympics, 1992 Amos Alonzo Stagg Coaching Award, 1992, 2009, 2012 President, NABC, 1998-99 Naismith Memorial Basketball Hall of Fame inductee, 2001 Named "America's Best Coach" by Time/CNN, 2001 Claire Bee Coach of the Year, 2004 USA Basketball National Coach of the Year, 2006, 2007, 2009, 2010, 2012 USBWA District III Coach of the Year, 2008, 2013 Army Sports Hall of Fame inductee, 2009 Chicagoland Sports Hall of Fame inductee, 2010 Duke Athletics Hall of Fame inductee, 2011 Sports Illustrated Sportsman of the Year, 2011 USBWA Wayman Tisdale Humanitarian Award, 2012	1986, 1988, 1992, 1999, 2000, 2001, 2002, 2003, 2005, 2006, 2009, 2010, 2011	Family
College Degree	B.S., U.S.M.A. June, 1969	Family		Wife	Carol (Mickie) Marsh
College Honors	Team Captain, 1968-69 Second-Team All-NIT, 1969 North-South Game, 1969	Family		Daughters	Debbie Savarino Lindy Frasher Jamie Spatola
Military Service	Army Officer, 1969-74 Resigned as Captain, 1974	Grandchildren			Joey Savarino (11/16/99) Michael Savarino (3/26/01) Carlyn Savarino (11/21/03) Emelia Savarino (11/21/03) Quin Frasher (7/26/06) Remington Frasher (5/22/09) John David Spatola (11/10/09) Mackenzie Carol Spatola (1/04/12) Caden Brodie Frasher (7/15/13)



Jeff Capel

The Homeland Foundation
Associate Head Coach
Fourth Season at Duke
Duke, 1997

Former Duke standout Jeff Capel joined the Duke staff as an assistant coach on May 6, 2011 after spending the previous nine years as the head coach at Virginia Commonwealth (2002-06) and Oklahoma (2006-11). He was promoted to associate coach in July of 2013 and then named associate head coach prior to the 2014-15 season.

Capel owns a 175-110 record as a head coach with three NCAA Tournament appearances, including a trip to the Elite Eight in 2008 with Oklahoma.

In three seasons at Duke, Capel has seen the program compile a 83-22 record with a 40-12 mark in the ACC. The Blue Devils have earned a top three seed in the NCAA Tournament three times with a trip the Elite Eight in 2013. Capel has also been instrumental on the recruiting trail helping Duke secure commitments from six McDonald's All-America selections over the last two years. The Blue Devils' 2014 recruiting class was tabbed No. 1 in the country and features four players rated in the top 40 of the Recruiting Services Consensus Index.

Capel took over as court coach and scout with the USA Basketball Men's Senior National Team in July of 2013 and assisted the staff throughout Team USA's gold-medal run at the 2014 FIBA World Cup in Spain.

Last season, Capel played a key role in the development of National Freshman of the Year Jabari Parker as well as All-ACC wing Rodney Hood as Duke posted a 26-9 record overall with a 13-5 mark in league play. The high-scoring tandem combined for 35.2 points and 12.6 rebounds per game in guiding the Blue Devils to the ACC title game and the program's 18th straight 20-win season.



In 2012-13, Capel helped guide Duke to a 30-win season and a 14-4 record in league play. The Blue Devils went 6-3 against AP top 25 teams with wins over No. 2 Louisville, No. 3 Kentucky, No. 4 Ohio State and No. 5 Miami. He saw the senior trio of Seth Curry, Ryan Kelly and Mason Plumlee combine to average 37.5 points and 17.8 rebounds per game. Curry and Plumlee both earned second team All-America honors as well as first team All-ACC accolades in 2013-14. Capel was also instrumental in the development of Quinn Cook. The sophomore point guard recorded 21 double-figure scoring games while averaging 11.7 points, 3.8 rebounds and 5.3 assists per game. Cook was named MVP of the Battle 4 Atlantis and was also a third team All-ACC pick by ACSMA.

In his first year back in Durham, the Blue Devils posted a 27-7 record, including a 13-3 mark in the ACC. Duke earned a No. 2 seed in the NCAA Tournament and finished the year with 10 wins over NCAA Tournament teams. Capel helped mentor a trio of All-ACC performers (Austin Rivers, Seth Curry and Mason Plumlee) in 2011-12.

He began his coaching career as an assistant coach under his father, Jeff Capel II, at Old Dominion University for the 2000-01 season. In 2001, he joined the coaching staff at VCU as an assistant and was promoted to head coach of the Rams for the 2002-03 season—making him, at the time, the youngest head coach in Division I men's college basketball (27 years old).

Capel guided the Rams to an 18-10 mark overall in 2002-03 to tie a school record for wins by a first year coach. VCU also went 12-6 in league play to finish second in the Colonial Athletic Association.

In 2003-04, VCU's CAA Tournament championship game victory over George Mason catapulted the Rams to the NCAA Tournament for the first time since 1996. The Rams lost in the first round to Chris Paul and Wake Forest, but not before putting a major scare into the fourth-seeded Demon Deacons, 79-78. VCU closed the year 23-8 overall and 14-4 in league play. The 23 wins were the most for the program since the 1995-96 season and marked the 11th 20-win season in school history.

Capel's 2004-05 squad finished 19-13 and competed in the National Invitation Tournament, marking just the third time in program history that VCU made consecutive postseason appearances. In his final year, Capel guided the Rams to a 19-10 record, including an 11-7 mark in league play.

Capel compiled a 79-41 (.658) record, including a 50-22 (.694) mark in the CAA, over four years as head coach at Virginia Commonwealth prior to being named the head coach at Oklahoma on April 11, 2006.

While at Oklahoma, Capel led the Sooners to a 96-69 (.582) record overall with two NCAA Tournament trips (2008 & 2009) and was a major factor in the recruitment and development of 2009 National Player of the Year Blake Griffin. Griffin would go on to become the first player from Oklahoma

Capel's Career Head Coaching Record

Year	School	Overall	Conference	Notes
2003	VCU	18-10	12-6 (T-2nd)	—
2004	VCU	23-8	14-4 (1st)	NCAA Tournament
2005	VCU	19-13	13-5 (T-2nd)	NIT
2006	VCU	19-10	11-7 (5th)	—
		79-41	50-22	
2007	Oklahoma	16-15	6-10 (T-7th)	—
2008	Oklahoma	23-12	9-7 (T-4th)	NCAA Tournament
2009	Oklahoma	30-6	13-3 (2nd)	NCAA Elite Eight
2010	Oklahoma	13-18	4-12 (t-11th)	—
2011	Oklahoma	14-18	5-11 (t-10th)	—
		96-69	37-43	

Career Record (9 years)	175-110 (.614)
Conference Record	87-65 (.572)
NCAA Tournament Record	4-3 (.571)

Jeff Capel as a Blue Devil

Career Highs

Points	28 vs. Virginia, 1/14/95
Rebounds	10 at Virginia, 1/13/96
Assists	11 at North Carolina, 3/4/95
Steals	5; 2x; last vs. UNC Greensboro, 1/15/97
3PT Field Goals	5; 2x; last vs. Murray St., 3/14/97

Career Statistics

SEASON	GP-GS	MP	FG-FGA	PCT.	3PT-A	PCT.	FT-FTA	PCT.	REB.	AVG.	PF-DQ	AS	TO	BS	ST	TP	AVG.
1993-94	34-28	899	109-238	.458	32-76	.421	42-64	.656	93	2.7	64-0	108	68	3	21	292	8.6
1994-95	31-29	912	144-323	.446	63-137	.460	36-56	.643	84	2.7	67-2	126	113	5	32	387	12.5
1995-96	31-31	1083	185-492	.376	73-221	.330	71-93	.763	122	3.9	71-3	114	73	5	25	514	16.6
1996-97	33-18	880	142-309	.460	52-119	.437	72-116	.621	91	2.8	68-3	85	74	5	32	408	12.4
Total	129-106	3775	580-1362	.426	220-553	.398	221-327	.676	390	3.0	269-8	433	328	18	110	1601	12.4

to be selected No. 1 in the NBA Draft, the 2011 NBA Rookie of the Year and the 2011 NBA Slam Dunk champion.

In his first year in Norman, Capel guided his squad to a 16-15 mark despite the departure of three key members of the recruiting class prior to his arrival.

Capel signed Griffin, a McDonald's All-American, in his first full recruiting class and the Sooners quickly showed vast signs of improvement. Oklahoma finished the year 23-12 overall and 9-7 in Big 12 play. The Sooners reached the semifinals of the Big 12 tournament and earned a sixth-seed in the 2008 NCAA Tournament. Capel earned his first NCAA Tournament victory with an opening round win over St. Joseph's before losing to third-seeded Louisville.

In 2008-09, Oklahoma experienced one of the best seasons in school history as the Capel-led Sooners finished 30-6 for the program's fifth 30-win season all-time and reached the Elite Eight of the NCAA Tournament. The Sooners opened the year 25-1 to reach No. 2 in the AP Poll before Griffin was sidelined for a week with a concussion suffered during a late February contest. Capel's Sooners were granted a No. 2 seed for the NCAA Tournament, and easily beat Morgan State, Michigan and Syracuse to reach the Elite Eight. Oklahoma fell to eventual NCAA champion North Carolina, 72-60, despite another outstanding performance from Griffin. The unanimous All-America selection and National Player of the Year finished the NCAA Tournament with 114 points and 60 rebounds, becoming the first player to reach such milestones in over 40 years.

With the early departure of Griffin as well as the graduation of two other starters, Oklahoma was left with an inexperienced although talented team for the 2009-10 season. With two returning starters and three McDonald's All-Americans on the roster the Sooners were ranked in the top 20 of the preseason polls. After a 13-9 start to the season, injuries and youth caught up to the Sooners as the team dropped its final nine games of the season to finish 13-18 overall.

Capel's roster was further depleted for the 2010-11 season as three highly recruited players left school early. In all the Sooners had to replace four of their top five scorers heading into Capel's fifth season at Oklahoma. Despite a roster that featured just two upperclassmen who would play more than 10 minutes per game and two players taller than 6-foot-7, the Sooners battled to a 14-18 record on the year. Seven of Oklahoma's top eight scorers on the season were freshmen or sophomores, and those seven players accounted for 70 percent of the team's points on the year.

Capel also has coaching experience on the international level with USA Basketball. In the summer of 2010, he led a USA team featuring Kyrie Irving and Austin Rivers to a 5-0 record and the gold medal at the FIBA Americas U18 Championship in San Antonio, Texas. He was also an assistant coach on a gold-medal-winning USA Men's World University Games Team that featured Duke's Shelden Williams and went 8-0 in Turkey in 2005.

Following his career at Duke, Capel played professionally for two years. He spent the 1997-98 season playing for the Continental Basketball Association's Grand Rapids Hoops. In 1999-2000, he played in France before returning to Grand Rapids. Capel was also drafted in 1997 by the Raleigh Cougars of the USBL.

During his successful playing career as a Blue Devil, Capel racked up 1,601 points, 433 assists and 220 three-point field goals. He finished his career among Duke's all-time leaders in minutes played, three-point field goal percentage, three-point field goals and assists. He was a four-year starter for the Blue Devils, helping the team to an 83-46 record and a trip to the 1994 NCAA Championship game. Capel started 28 games as a freshman for a Duke squad that lost to Arkansas in the 1994 national championship game, 76-72.

On February 2, 1995 in the regular season game played at home against North Carolina, with Duke trailing 95-92 at the end of the first overtime, Capel hit a running 40-foot shot at the buzzer which sent the game into double-overtime. Although Duke lost the game 102-100, Capel's shot was hailed as one of the most memorable plays in Duke basketball history and it was nominated for an ESPY Award for College Basketball Play of the Year.

Capel led the Blue Devils in scoring as a junior (16.6 ppg.) and helped Duke to a No. 8 final AP ranking as a senior. He averaged 26.5 points over Duke's two NCAA Tournament games in 1997, the same season he was named an Academic All-ACC selection.

A standout prep performer, Capel was named the 1993 North Carolina High School Player of the Year after averaging 23.8 points, 5.1 rebounds and 7.7 assists for 31-1 state champion Fayetteville South View. He also set school career records for points (2,066), rebounds (668) and assists (663).

Capel, who graduated from Duke with a bachelor's degree in history in 1997, and his wife, Kanika, married in 2003. They have two daughters, Cameron and Sydney, and a son, Elijah.

Jeff Capel Quick Facts

Birthdate	February 12, 1975
High School	South View, Hope Mills, N.C.
College Career	Four-year letterman, Duke, 1994-97
College Degree	B.A., History, Duke, 1997
College Honors	Co-captain, 1996 & 1997 Third team All-ACC, 1996 NCAA Tournament All-South Regional Team, 1994 Great Alaska Shootout All-Tournament Team, 1995 All-ACC Academic Team, 1997
Coaching Career	Assistant Coach, Old Dominion, 2000-01 Assistant Coach, Virginia Commonwealth, 2001-02 Head Coach, Virginia Commonwealth, 2002-2006 Head Coach, Oklahoma, 2006-2011 Assistant Coach, Duke, 2011-2013 Associate Coach, Duke, 2013-2014 Associate Head Coach, Duke, 2014-present

STAFF





Nate James

The Pagliuca Family
Assistant Coach
Eighth Season at Duke
Duke, 2001

Former Duke standout Nate James has been a member of the Blue Devils' staff since the 2007-08 season, serving as an assistant strength and conditioning coach for one year and spending three seasons as an assistant coach prior to being named a special assistant on April 8, 2011. James returned to the role of assistant coach for the 2013-14 season after the departure of former associate head coach Chris Collins.

James, a Washington, D.C., native, is joined on Mike Krzyzewski's staff by fellow former Duke team captains Jeff Capel (associate head coach) and Jon Scheyer (assistant coach).

As an assistant coach from 2008-2011 and again in 2013-14, James has helped the Blue Devils to a 121-26 record with three ACC Tournament titles and the 2010 NCAA Championship. Duke has earned two No. 1 seeds, a No. 2 seed and a No. 3 seed in the NCAA Tournament during James' four seasons as an assistant coach.

Last season, James saw the Blue Devils post a 26-9 record overall with a 13-5 mark in ACC play and a trip to the ACC Championship game. He was instrumental in the growth of forward Amile Jefferson, who averaged 6.5 points and 6.9 rebounds per game as a sophomore. Jefferson ranked among the ACC leader in rebounds and offensive rebounds, while shooting a team-high 64.4 percent from the field. James has also been a vital in the development of fourth-year junior Marshall Plumlee. Plumlee showcased the ability to impact games with his energy and athleticism in limited action a year ago and is poised to be a significant factor for the Blue Devils this season.

In 2010-11, James helped guide Duke to its third straight ACC title and the program's 11th 30-win season. He assisted in the development of both perimeter and post players, particularly sophomores Andre Dawkins, Ryan Kelly and Mason Plumlee. The trio more than doubled its production from 2009-10, combining to average 21.9 points and 14.0 rebounds per game while shooting 52.8 percent (307-of-581) from the field.

As a coach who had won a national championship as a player in 2001, James' insight helped the Duke squad as it made its run to the national championship in 2010 along with ACC Tournament, ACC Regular Season and NIT Season Tip-Off titles. In the 2009-10 season, James helped guide one of the nation's top defenses as the Blue Devils held opponents to 61.0 points per game. Duke ranked 14th out of 334 teams in rebounding margin, mainly due to the improvement of the post players under James and Wojciechowski. One of those post players, senior Brian Zoubek, set the school record for offensive rebounds in a single season with 143. The other starter on the inside, senior Lance Thomas, was named to the ACC All-Defensive team by the coaches and the media.

In his first season as a Duke assistant coach, James worked with the inside players. He helped coach Kyle Singler to 2009 second team All-ACC honors as he became only the sixth sophomore in Duke history to reach 1,000 career points. Singler averaged 16.5 points and 7.7 rebounds per game on his way to earning honorable mention All-America honors by the Associated Press.

James played in 135 games from 1997-2001 with 63 starts. He scored 1,116 points, had 500 rebounds and shot 47.3 percent from the floor. While known mostly for defense and rebounding, he also hit 111 career three-pointers. Duke won or shared the ACC regular-season championship in all five years that he was on the team, a feat achieved by no other player in league history.

Nate James Quick Facts

Birthdate	August 7, 1977
High School	St. John's at Prospect Hall, Washington, D.C.
College Career	Four-year letterman, Duke, 1996-2001
College Degree	B.A., Sociology, Duke, 2001
College Honors	Co-captain, 2000, 2001 Third Team All-ACC, 2001 Second Team ACC All-Tournament, 2000, 2001 Glenn E. "Ted" Mann Jr. Award, 1999
Coaching Career	Asst. Strength & Conditioning Coach, Duke, 2007-08 Assistant Coach, Duke, 2008-11 Special Assistant, Duke, 2011-13 Assistant Coach, Duke, 2013-present



Nate James as a Blue Devil

Career Highs

Points	27 at Clemson, 2/7/01
Rebounds	10 at Virginia, 2/11/99
Assists	7 vs. USC, 11/27/99
Steals	5; 3x; last vs. Maryland, 2/27/01
Blocks	3 vs. Campbell, 1/13/97

Career Statistics

SEASON	GP-GS	MP	FG-FGA	PCT.	3PT-A	PCT.	FT-FTA	PCT.	REB.	AVG.	PF-DQ	AS	TO	BS	ST	TP	AVG.
1996-97	17-1	144	15-36	.417	5-16	.313	11-20	.550	34	2.0	16-0	8	14	4	8	46	2.7
1997-98	6-0	41	6-14	.429	2-5	.500	7-9	.778	9	1.5	5-0	0	6	1	4	21	3.5
1998-99	39-0	573	69-152	.454	15-52	.288	43-65	.662	102	2.6	52-1	34	53	6	26	196	5.0
1999-00	34-33	970	136-290	.469	46-122	.377	55-77	.714	128	4.3	71-3	63	63	8	47	373	9.1
2000-01	39-29	1085	161-326	.494	43-137	.314	115-144	.799	202	5.2	78-0	42	63	8	62	480	12.3
Total	135-63	2813	387-818	.473	111-331	.335	231-315	.733	500	3.7	222-4	147	199	27	147	1116	8.3

James brought a warrior mentality to the court that set an example for his teammates and contributed to many victories. Sometimes that meant scoring, as in the 26 points he had against Texas to help Duke win the 2001 Preseason NIT or the career-high 27 that he scored at Clemson later that year on 10-of-14 shooting. James' warrior spirit usually showed in the way he went after loose balls and rebounds, the way he defended, the way he attacked weight training workouts – all activities that led one publication to name him the ACC's most underrated player in 2001. ACC coaches, meanwhile, named him to the league's all-defensive team, while the media voted him third team All-ACC as a senior.

Three of James' most noteworthy moments were against Maryland in 2001. In the final seconds at College Park, not far from his home, he hit a pair of free throws in the face of an antagonistic crowd to send the game into overtime. In the ACC semifinals, his penchant for finding offensive rebounds led to the winning tip-in just moments before the final buzzer. And in the second half of the NCAA semis in 2001, James stepped up to lock down Juan Dixon, who had torched the Blue Devils for 16 first half points. Dixon scored just three points in the second half as Duke rallied from a large deficit for the win.

One of his most significant contributions to the 2001 NCAA crown was the way he handled his move out of the starting lineup late in the year. James had started 29 straight games heading into the regular season finale against North Carolina. But Mike Krzyzewski wanted to rework his lineup after an injury to Carlos Boozer, so he decided he needed James to come off the bench. James accepted the move and played over 24 minutes per game in Duke's nine postseason victories. James' unselfishness prompted head coach Mike Krzyzewski to state that James may have been the biggest winner of all: "When he walked off the court in Minneapolis, he was not only a champion in basketball – Nate James was a champion in life."

A 2001 Duke graduate, James scored over 1,000 career points as a member of the program from 1996-2001. He helped the Blue Devils to a 71-9 ACC regular season record and is the only player in ACC history with five straight regular season conference titles (he redshirted in 1998 after playing in six games).

James, a two-time team captain, played on a pair of Final Four teams, including Duke's 2001 NCAA Championship squad. As a senior, James averaged 12.3 points, 5.2 rebounds and 1.6 steals per game while helping the Blue Devils to a 35-4 record. He earned All-ACC and ACC All-Defensive team honors in his 2001 senior season.


With 117 career victories James is among the winningest players in school history, ranking tied for 10th in ACC history along with Danny Ferry and Andre Dawkins. Duke posted a winning percentage of .867 (117-18) with James on the court, placing him seventh on the Duke career list. Along with his five regular season ACC championships, he was also a member of three ACC Tournament Championship squads at Duke.

James made his mark on the Duke records book as a player. He is one of 63 players in school history to score over 1,000 career points and now ranks 52nd on the all-time list with 1,116 points in his career. In 135 career games he averaged 8.3 points and 3.7 rebounds per game while shooting .473 (387-of-818) from the field. He is one of 47 players in Duke history with 500 career rebounds and ranks 23rd all-time at Duke with 147 career steals.

Following his career at Duke, James played professionally in the United States and overseas from 2002-2007. After being named the Carolinas Basketball League Most Valuable Player in 2003, James spent various parts of the next five seasons playing in Bosnia, Brazil, France, Germany, Greece, Holland, Hungary, Italy, Japan, Philippines, Poland and Russia. He was also with the Philadelphia 76ers during their training camp in 2004.

In the off-season, James has directed a summer basketball camp with former Blue Devil Chris Carrawell in Durham. The camp teaches the importance of fundamentals in the game of basketball and life.

James earned his degree in sociology with a minor in African-American studies in 2001. He is married to Bobbi Baker-James and currently resides in Durham. The couple has one son, Nathaniel Drake James III.



STAFF



Jon Scheyer

The Steve & Judy Pagliuca
Assistant Coach
Second Season at Duke
Duke, 2010

Former Duke All-America Jon Scheyer joined the Blue Devil coaching staff as a special assistant on April 29, 2013 after spending the previous three years playing professionally. He was promoted to assistant coach in April of 2014 upon the departure of former associate head coach Steve Wojciechowski.

"We are ecstatic about Jon joining the staff," Krzyzewski said. "He was one of the great players to play at Duke; a national champion and a captain not that far removed so he adds a youthful exuberance to our staff. His knowledge of the game is incredible. I think he will be a terrific teacher and an outstanding recruiter."

Scheyer, who lettered at Duke from 2007-10 and helped lead the Blue Devils to two ACC Championships and the 2010 NCAA Championship, will mentor a talented backcourt rotation featuring All-ACC caliber veterans Quinn Cook and Rasheed Sulaimon as well as emerging underclassmen Matt Jones, Grayson Allen and Tyus Jones. Scheyer's experience playing on and off the ball in Duke's guard oriented attack will be a great asset to the staff this season.

In 2013-14, Scheyer's duties as special assistant included assisting the coaching staff in developing game strategies, breaking down game film, planning practices and contributing in staff meetings.



Jon Scheyer Quick Facts

Birthdate	August 24, 1987
High School	Glenbrook North, Northbrook, Ill.
College Career	Four-year letterman, Duke, 2007-2010
College Degree	B.A., History, Duke, 2010
College Honors	Co-captain, 2009, 2010 Consensus Second team All-America, 2010 All-NCAA Final Four Team, 2010 First Team All-ACC, 2010 NCAA Tournament All-South Region, 2010 ACC Tournament MVP, 2009 All-Preseason NIT, 2009 First Team ACC All-Tournament, 2009, 2010
Coaching Career	Special Assistant, Duke, 2013-14 Assistant Coach, Duke, 2014-present

"The special assistant role I had last year really helped me learn everything from scouting to recruiting to on the court coaching and then really getting to know our guys," Scheyer said. "I feel so much more prepared to be an assistant coach after having that year as a special assistant here at Duke."

A native of Northbrook, Ill., Scheyer concluded his career as the only player in school history to record at least 2,000 points, 500 rebounds, 400 assists, 250 made three-point field goals and 200 steals. He averaged 14.4 points per game while scoring in double figures 114 times (fifth-most in school history) and leading the Blue Devils to a 115-29 record, including a 45-19 mark in ACC play.

Scheyer, a two-time team captain, scored 2,077 career points to rank 10th on Duke's all-time scoring list. He also ranks third all-time at Duke in made free throws (608) and free throw percentage (.861), fourth in three-point field goals (297) and three-point field goal attempts (780) and sixth in free throw attempts (706). He played in 144 consecutive games, tied for the second-longest streak in school history.

As a senior during the 2009-10 season, Scheyer took over starting point guard duties for the Blue Devils and averaged 18.2 points, 4.9 assists and 1.6 steals per game to guide Duke to its fourth national championship. He was a consensus second team All-America, first team All-ACC, first team ACC All-Tournament, NCAA South Region All-Tournament and NCAA All-Final Four Team selection after guiding the Blue Devils to a 35-5 record. Duke closed the season with 10 straight wins and victories in 18 of its final 19 games.

Scheyer started all 40 contests on the season, averaging a team-high 36.8 minutes and also leading Duke in scoring (18.2), minutes played (1,470), three-point field goals made (110), free throws made (194), free throw percentage (87.8), assists (194) and steals (65). He scored in double figures 38 times with 17 games of 20 or more points and two 30-point games. His 38 double-figure scoring games rank tied for third most in a season by a Duke player.

Scheyer joined Danny Ferry and Jim Spanarkel as the only players in school history to have at least 30 points, eight rebounds and eight assists in a single game on Dec. 15, 2009 when he had 36 points, eight rebounds and nine assists in a 113-68 win over Gardner-Webb. He went 11-of-13 from the field, including 7-of-9 from three-point range and 7-of-7 from the free throw line in the contest. Scheyer also became the first Duke player ever to score over 35 points in 30 or fewer minutes played in that game.

Jon Scheyer as a Blue Devil

Career Highs

Points	36 vs. Gardner-Webb, 12/15/09
Rebounds	12 vs. Pittsburgh, 12/20/07
Assists	11 vs. Penn., 12/31/09
Steals	5, four times, last vs. Virginia, 2/28/10
3-Pt FG	7 vs. Gardner-Webb, 12/15/09
Free Throws	13, two times, last vs. FSU, 3/15/09

Career Statistics

SEASON	GP-GS	MP	FG-FGA	PCT.	3PT-A	PCT.	FT-FTA	PCT.	REB.	AVG.	PF-DQ	AS	TO	BS	ST	TP	AVG.
2006-07	33-32	1112	113-284	.398	61-167	.365	115-136	.846	110	3.3	57-1	61	52	5	39	402	12.2
2007-08	34-1	963	115-259	.444	47-121	.388	120-135	.889	134	3.9	56-0	83	37	9	46	397	11.7
2008-09	37-35	1214	146-368	.397	79-205	.385	179-214	.836	134	3.6	62-0	102	57	6	58	550	14.9
2009-10	40-40	1470	212-531	.399	110-287	.383	194-221	.878	144	3.6	54-0	194	65	10	65	728	18.2
Total	144-108	4759	586-1,442	.406	297-780	.381	608-706	.861	522	3.6	229-1	440	211	30	208	2,077	14.4

Scheyer elevated his play over the final four games of the NCAA Tournament, averaging 19.0 points, 4.5 rebounds, 4.8 assists and 1.3 steals per game to lead Duke to its fourth championship. He had 18 points, five rebounds and four assists in a Sweet Sixteen win over Purdue and followed with 20-5-4 with five three-point field goals in a win over Baylor to move Duke to the Final Four in Indianapolis. Scheyer knocked down five more three-pointers and finished with 23 points, six assists and no turnovers in a 21-point victory over West Virginia before capping off his career with 15 points, six rebounds, five assists and two blocks in a 61-59 title game win over Butler.

As a junior, Scheyer averaged 14.9 points, 3.6 rebounds and 2.8 rebounds, while making 79 three-point field goals and helping Duke to a 30-7 record and the ACC Championship. He garnered ACC Tournament MVP honors after averaging 21.7 points and 4.0 rebounds per game in wins over Boston College, Maryland and Florida State. Scheyer tallied 29 points in the title game on 6-of-10 shooting from the field (4-of-6 from three-point range) and 13-of-15 shooting from the free throw line.

Scheyer was also a double-figure scorer in each of his first two seasons in Durham. He scored 799 points combined during his freshman and sophomore seasons, while making 108 three-point field goals. As a freshman, Scheyer was named ACC Rookie of the Week three times and earned ACC All-Freshman Team honors averaging 12.2 points and 3.3 rebounds per game. He also made 61 three-point field goals, third-most by a freshman at Duke.


Coming out of high school, Scheyer earned McDonald's All-America and first team Parade All-America honors in 2006 after averaging 32 points, six rebounds, five assists and three steals for Glenbrook North. Already recognized as an elite scorer, Scheyer's legend grew when he scored 21 points in 75 seconds at the Proviso West Holiday Tournament as a senior. He went on to close his career as the fourth-leading scorer in Illinois High School basketball history with 3,034 points. He is also the only player in Illinois history to rank in the top 10 all-time in points, steals and assists.

A two-time Gatorade Illinois Player of the Year and three-time all-state selection, Scheyer was named to the 100 Legends of Illinois Basketball in 2007.

Following his graduation from Duke in 2010, Scheyer played professionally with the Rio Grande Valley Vipers in the NBA Developmental League and overseas with the Maccabi Tel-Aviv and Gran Canaria organizations. His professional career was jeopardized in 2010 when he suffered a serious eye injury in an NBA Summer League game with the Miami Heat.



STAFF



David Bradley

Director of Basketball Operations
11th Season at Duke
Duke, 2004

David Bradley, a 2004 Duke graduate, enters his first season at the director of basketball operations and his 11th year as a member of the Duke basketball support staff.

Bradley works in conjunction with the coaching staff, support staff, Legacy Fund team, compliance office, sports information office and facilities


department on a daily basis to ensure that all tasks are accomplished in a timely manner. He coordinates with college basketball executives at Nike to supply the team with the equipment and apparel needed for each season, while also managing the logistics associated with a 40-person basketball program to include scheduling all team practices, meals, and meetings, determining itineraries for all travel and disseminating information to multiple echelons of the team and athletic department.

Prior to the 2014-15 season, Bradley served as the recruiting coordinator and director of men's basketball relations. He coordinated the team's recruiting efforts in collaboration with the coaching staff, assisted in marketing Duke basketball, Coach K and the Duke Legacy Fund, and created a variety of team publications.

In addition, Bradley managed the team's Blue Planet brand, which included producing the team magazine, designing and maintaining the team's website, helping coordinate various video features and managing social media efforts for Duke Blue Planet.

The West Simsbury, Conn., native earned his bachelor's degree from Duke in sociology while minoring in political science, and he graduated cum laude with honors in sociology. In addition, he assisted the director of basketball operations with all aspects of the recruiting process.

Bradley and his wife Gina, an assistant director of athletics for business operations at Duke, reside in Durham.



Kevin Cullen

Director of Information Technology
Seventh Season at Duke
Duke, 2007

Kevin Cullen, a 2007 Duke graduate, enters his second year as director of information technology after serving the previous five years as Duke Basketball's video coordinator. In this role, he is responsible for overseeing all aspects of the team's film and video needs, including opponent scouting, coordinating film exchange, managing

the video room and supplying coaching staff with game film. In addition, Cullen has also served in a similar video coordinator capacity with USA Basketball since 2008.

He also works in coordination with the director of basketball operations to help perform administrative duties and assists at the K Academy and Coach K Basketball camps.

Cullen joined the program after spending one year as a support manager with Sportstec, USA. In his previous position, he trained Sportstec customers to use the software and develop workflows to enhance the product. He also managed customer accounts in the Southeast United States and developed the platform for Sportstec's future user interface.

A Durham, N.C., native, Cullen was a student manager and assistant video coordinator for the men's basketball program as an undergraduate. In addition to assisting the staff and team with logistics relating to practice, scouting, games and travel, he worked closely with the director of basketball operations to coordinate all video needs for the staff. He was the 2007 recipient of the Gopal Varadhan Senior Manager award.

He and his wife, Holly, reside in Durham.



Kenny King

The Steve & Melinda Duncker
Academic Support Director / Student Life &
Campus Relations Coordinator
13th Season at Duke
Duke, 2000

Kenny King enters his 13th year working with the Duke basketball program on a full-time basis. King returned to his alma mater during the summer of 2002 as the basketball program's academic and recruiting coordinator. While his primary focus remains the team's academic endeavors, his role in 2007-08 was broadened to include all aspects of student life.

King's main responsibilities include class scheduling, tutoring, time management and long-term academic and career planning, and serving as the liaison for campus affairs. As the scope of the program has become more global, King continues to strengthen communication between the undergraduate faculty while expanding his reach to include the graduate, professional and international communities. In addition to his academic and campus duties, King is also involved in Duke's day-to-day basketball operations. He assists the Blue Devil coaching staff with various recruiting responsibilities and the coordination of the Coaches' Clinic. King also assists with the direction of Mike Krzyzewski's basketball camp and the K Academy.

King served four years as a student manager at Duke from 1996-2000. Following his graduation in 2000, King worked at Morgan Stanley for two years as an Analyst in the Fixed Income Division both in their New York and London offices.

King, a native of Harrison, N.Y., graduated cum laude from Duke with a Bachelor of Science degree in economics and minor in chemistry. He also earned his MBA from Duke's Fuqua School of Business in the spring of 2008. A graduate of Iona Preparatory School, King and his wife, the former Robin Hutchison, have three sons, John Kenny III "Jack", William and Alexander, and one daughter, Katherine.



William Stephens

Strength & Conditioning Coach
17th Season at Duke
N.C. Central, 1987

Strength and conditioning coach William Stephens is in his 17th season with the Duke athletics program. Stephens is the strength and conditioning coordinator for men's and women's basketball.

Stephens is a native of Whiteville, N.C. A 1983 graduate of West Columbus High School in Cerro Gordo, N.C., Stephens was a Three Rivers first team All-Conference offensive lineman in 1982. He graduated from N.C. Central University in 1987 with a degree in criminal justice. Stephens worked 13 years in law enforcement before moving into athletics. He was an accomplished weightlifter, as he was a three-time State Drug-Free Powerlifting champion from 1991-93. He also held the state record in the deadlift (661 lbs.) in 1993 and won a gold medal at the World Championships for Law Enforcement in 1994.

Stephens, his wife Nancy, and his son, William (P.J.), reside in Morrisville.



Col. Tom Rogers

Special Assistant

Col. Tom Rogers, formerly an assistant basketball coach for Mike Krzyzewski, is still involved with the Duke basketball program as a special assistant.

Rogers graduated from the U.S. Military Academy in 1947 and served in the Army until 1977, when he retired as a colonel. Before coming to Duke, he served as an officer representative, basketball advisor and recruiting coordinator for

all sports at West Point.



Jose Fonseca

Athletic Trainer

Jose Fonseca is in his 11th year as basketball athletic trainer at Duke University. Fonseca arrived at Duke after spending two seasons in a similar role at University of Nebraska, where he also assisted with the Cornhuskers' nationally-ranked football program.

Prior to Nebraska, he was the athletic trainer for men's basketball and baseball at East Tennessee State University from 1999-2002.

Originally from San Salvador, El Salvador, Fonseca earned a bachelor's degree in exercise and sports science with an emphasis in athletic training at The Pennsylvania State University in 1997. He returned to Penn State to earn his master's degree in kinesiology in 1999.

He is married to the former Janna Cinnamon of Omaha, Neb. The couple has one son, Pedro "Pete," and one daughter, Alexis.



Nick Potter


Asst. Director of Athletic Rehabilitation

Nick Potter is in his ninth year as the assistant director of athletic rehabilitation at Duke University. In addition to providing rehabilitation for Duke athletes, he is an instructor in the doctor of physical therapy program in Duke's School of Medicine.

Potter entered his current position after completing the sports physical therapy fellowship at Duke Sports Medicine. Prior to his fellowship, he completed a combined orthopedic residency/manual therapy fellowship at Sports Medicine of Atlanta.

Originally from Buffalo, N.Y., Potter earned his bachelor's degree in sports medicine with emphases in athletic training and pre-physical therapy at Mercyhurst College in 2001. He was a four-year letterman on the men's soccer team, helping the Lakers to four GLIAC Championships and a NCAA national semifinal appearance in 1998. Potter earned his doctorate in physical therapy from Duke in 2004.

Potter and his wife, Ciara, reside in Raleigh with their son, Conor.



Raashid Yassin

Recruiting Coordinator

Raashid Yassin begins his first year as recruiting and communications coordinator after previously working as a video assistant for the Duke men's basketball program.

In this role, Yassin works with the coaching staff to coordinate the team's recruiting efforts, assists in marketing Duke basketball and helps manage the team's Blue Planet brand.

A Sartell, Minn., native, Yassin graduated from Duke in 2012 with a degree in public policy studies while minoring in Arabic.



Gerry Brown

Executive Assistant to Mike Krzyzewski

Gerry Brown begins her 28th season with Duke Basketball and her 20th season as Coach Krzyzewski's assistant. She works closely with numerous senior university and athletic administrators and the Duke basketball staff in coordinating coach Krzyzewski's calendar and assists Coach K with all of his travel and recruiting responsibilities. Brown is also in charge of coordinating all of Coach Krzyzewski's autograph requests in addition to the ticket requests that the basketball office receives and those of the coaching staff and players.

This is her 30th year working at Duke University. She has also worked for the Physical Education Department and the Athletics Ticket Office.

Brown and her husband, Philip, reside in Durham. They have two grown children, Philip and Megan, and a grandson, August Noah Brown.



Laura Ann Howard

Administrative Assistant

Laura Ann Howard is in her 24th season in the Duke basketball office as an administrative assistant. She works closely with the Blue Devil assistant coaches, assisting them with their schedules, travel and recruiting responsibilities. Howard coordinates administrative duties involving the Duke basketball staff and players. She is also in charge of coordinating all player autograph requests.

Howard and her husband, Steve, reside in Durham with their two daughters, Rachel Ann and Emma, and their son, Jake.



Lindy Frasher

Performance Development Coordinator

Lindy Frasher begins her 12th season working with the Duke basketball team.

Under the supervision of Dr. Keith Brodie, Frasher provides guidance and support to student-athletes, instructs them on performance enhancement techniques and consults with the coaching staff to evaluate the team's progress and well-being. Frasher is visible at the team's practices and at coaches' meetings to give the student-athletes and staff a non-basketball perspective on the development of the team.

In addition to her responsibilities at Duke, she begins her sixth year as psychology instructor and student advisor at Durham Academy.

Frasher graduated magna cum laude from Wake Forest University in 1999 with a B.S. in psychology and minors in Spanish and theater. She earned her master's degree in clinical psychology from Pepperdine University in 2001.

The middle daughter of Mike Krzyzewski, Frasher and her husband, Steve, reside in Durham. They have three sons, Quin, Remington and Caden.



Dave McClain

Director of Athletic Equipment

Dave McClain enters his 21st year with the Duke athletics department. He works with the men's basketball program, olympic sports, intramurals, club sports and physical education classes as the equipment manager.

He is responsible for the organization and upkeep of the team's uniforms and equipment for both practices and games.

McClain, a native of Mooresville, N.C., is a 1988 graduate of Clemson University with a bachelor of science degree in industrial education.

McClain and his wife, Lisa, have two children, Ashley and Kristin. The McClain family resides in Mebane.

STAFF



Jon Jackson

Associate AD/External Affairs

Jon Jackson was named Associate Athletics Director for External Affairs in August of 2013 after serving as Associate Athletics Director for Media Relations & Public Affairs since 2009. Jackson oversees Duke Athletics' marketing, ticket operations, digital media, sports information and video operations departments. Additionally, he is responsible for Duke Athletics' strategic communication, including that of its highly visible

and successful men's basketball program. Jackson handles media activities specifically relating to Duke Head Basketball Coach Mike Krzyzewski. He serves as the department's liaison with campus communication groups and is the administrator for the Blue Devils' wrestling program.

Jackson was named Duke Sports Information Director in January 2000 and remained in that position for eight years. He arrived at Duke after serving as an Assistant Athletics Director for Communication at Southern Methodist University in Dallas. While at SMU, Jackson oversaw the media efforts for all 17 of the school's intercollegiate sports and was the primary contact for the Mustang football and men's basketball programs. He began his SMU career as an Assistant Sports Information Director in 1991.

Jackson went to SMU after working for one year as a Staff Assistant at the University of Florida in 1990-91 and three years as a student assistant at the Penn State University SID office. He also interned with the United States Olympic Committee during the summer of 1990. A native of Lebanon, Pa., Jackson graduated from Penn State with distinction in 1990 with a B.A. degree in mass communications.

Jackson and his wife Cheryl reside in Durham. He has two children – daughter Kailey and son Evan.



Matt Plizga

Associate Sports Information Director

Matt Plizga enters his 14th year as a member of the Duke Sports Information Department. He joined the SID staff as an intern in 2001 and was promoted to assistant sports information director during the spring of 2003. Plizga was promoted to associate sports information director in 2007 and handles all media activities relating to the men's basketball and men's golf programs.

During his tenure at Duke, Plizga has also worked with the football, women's lacrosse, field hockey, fencing, rowing, volleyball, women's basketball and wrestling programs.

Plizga graduated from Penn State Erie - The Behrend College in 1999 with a bachelor of arts degree in communication studies. He was a four-year letterman on the men's basketball team, helping the Lions to the 1999 ECAC Championship. As an undergrad, Plizga performed an internship in the sports information office and was the sports editor of the school paper for three years.

Upon graduation, he served a two-year graduate assistantship at Edinboro University, earning a master's degree in speech and communication studies. At Edinboro, he worked with the volleyball, women's basketball and softball programs, while also assisting with men's basketball, football, wrestling and baseball. Plizga also worked the sports desk at the Erie Daily Times and did other freelance work for various sports publications during grad school.

A Windsor, Ohio, native, Plizga resides in Durham with his wife, Erin, and their two sons, Zander and Zachary.



Duke Basketball Returning Managers: Front Row (L-R) – Drew Goldstein, Maddy Mumma, Mike Sotsky, Derek Rhodes; Second Row (L-R) - Alex Blutman, Jon Payne, Ryan Kelly. Back Row (L-R) – Alessandro Sant'Albano, Graham Vehovec. Not pictured - Ian McKiernan.



Bradley Amersbach

Assistant Sports Information Director

Brad Amersbach joined the Duke sports information staff in July of 2013 as a sports information staff assistant and was promoted to assistant sports information director in July of 2014

Amersbach currently serves as the secondary contact for the men's basketball program and as the primary contact for the cross country and women's tennis teams.

A native of Royersford, Pa., Amersbach is a 2008 graduate of Millersville University, where he earned a degree in secondary English education. Following graduation, he taught 10th, 11th and 12th grade English at Spring-Ford High School in Royersford, Pa., for five years. During his time at Spring-Ford, Amersbach earned a master's degree in public administration, with a concentration in sport & athletic administration, from West Chester University.

While earning his master's degree, Amersbach completed an internship in West Chester's Sports Information Department, contributing to the football program's media guide and assisting with the annual Pennsylvania State Athletic Conference (PSAC) East football media day.

Amersbach currently resides in Durham.

STAFF



Mike Cragg

Deputy Director of Athletics / Operations

Mike Cragg, a 28-year veteran of sports administration, helps lead the Duke athletics department in his role as Deputy Director of Athletics/Operations. During his time at Duke, Cragg has been an integral leader and strategic planner within virtually every area and aspect of the athletics department and thus his role as Duke's chief operations officer.

He currently serves as the senior administrator for the men's basketball program as well as overseeing all of the facilities & planning for all 26 of Duke's intercollegiate sports. He has worked directly under Dr. Kevin White, Duke's Vice President and Director of Athletics, for the past five years, and serves on his executive staff committee responsible for the day-to-day administration of the department.

Cragg has one of the more unique set of responsibilities in all of college athletics – a testament to his long-term dedication and successful track record in the growth of the entire department. Duke annually ranks among the most successful programs both on and off the fields of intercollegiate competition with top graduation rates and Top 20 annual NACDA Directors' Cup finishes.

At Duke since 1987, his chief responsibilities are to oversee the administration, operations and fundraising for Duke's highly successful men's basketball program. The senior administrator of the program since 2000, he helped found the Duke Basketball Legacy Fund and has been responsible for helping to raise over \$82 million, while also completing the program's naming gift endowment program with over \$25 million in philanthropic gifts.

At the same time, Cragg also leads Duke's athletics facilities team and serves as the chief strategist for over \$150 million in new or planned facilities construction at Duke since 2000. He was a member of the pivotal strategic planning team that created "Unrivaled Ambition" in 2008 and then a Master Facilities Plan, which serves as Duke's current blueprint and mission for the athletics department within the framework of a world-class higher education institution.

Two of the more recent major projects were the \$18.5 million Michael W. Kryzewski Center - Dedicated to Academic & Athletic Excellence and the Pascal Fieldhouse, which serves as the football program's practice facility. Pascal Fieldhouse is an LED certified building and is considered one of the top football practice facilities in the country.

Cragg oversees the Bostock Group, Duke's current \$100 million facilities planning group with a focus on transforming the football program and impacting all 26 sports. The comprehensive plan began with construction in 2013 of new lacrosse/soccer practice and student recreation practice fields. Now under construction are the Morris Williams Track & Field Stadium as well as Kennedy Tower, which will serve as the press box for Koskinen Stadium and the new track & field facility. After that extensive renovations and upgrades are planned for Duke's Olympic sports student-athlete training and health complex and Cameron Indoor Stadium.

Cragg works closely with the football program in focusing on facility needs, including the upcoming reconstruction of historic Wallace Wade Stadium into a modern day, fan-engaging experience. A new suites and club tower will take form in the near future along with a more intimate field experience. Construction begins at Wallace Wade in 2015. Duke's strategic and innovative thinking will help put the program among the nation's leaders in the decades ahead.

In addition, Cragg is the day-to-day contact with Nike, Inc., as part of the school's comprehensive all-sport partnership. The 48-year-old has previously served as the director of media relations for 10 years at Duke.

Joining the department in May of 1987 as an assistant sports information director, he was promoted to Sports Information Director in 1990, and then spent 10 years in that role before moving into the director's position of the Duke Basketball Legacy Fund during the fall of 1999. He helped coordinate media operations at numerous national events, including serving on the NCAA Division I Men's Basketball Final Four Media Coordination Committee in 1993, 1995, 1997, 1998 and 2000.

In 2004, Cragg was promoted to Associate Athletics Director and, in 2008, was again promoted to Senior Associate Athletics Director, adding the administration and day-to-day oversight of all facilities for intercollegiate and recreation use at Duke.

Cragg is active in national leadership programs within intercollegiate athletics as a member of the National Association of Collegiate Director of Athletics (NACDA) and 1AAthletics Directors' Association. Cragg is currently in the 1A Fellows program and attended the 1A Annual Institute in 2011 and

2013. He has also received a certificate in advance sports administration from the Sports Management Institute (SMI).

Cragg has numerous administrative responsibilities within the basketball program, including the coordination of the annual K Academy basketball fantasy camp, the Duke Venture Capital Co-Investment Fund, the Coach K / Fuqua Conference on Leadership and the establishment of the Fuqua / Coach K Center of Leadership & Ethics (COLE).

The Basketball Legacy Fund is a unique and intimate donor program established to endow the basketball program as well as finance basketball-related projects. Partners in the Fund, which is now at 41 members, give a minimum gift of \$1 million and have provided over \$82 million in funds since its inception. Serving as Chairman of the Fund is former Duke All-America and multiple All-NBA performer Grant Hill.

Cragg grew up Yakima, Wash., and then received his Bachelor of Arts degree in communications from the University of Washington in 1986.

He and his wife, Paige, recently celebrated their 25th wedding anniversary and have lived in Durham since 1987. They have two children in college – Shelby, a senior at Ringing College for Art & Design, and Michaela, a junior at Wake Forest University.

STAFF

Duke Basketball Legacy Fund Quick Facts

There have been a total of 49 partners/donors during the history of the Legacy Fund, with a current historical high of 41 active today. The group has contributed over \$82.0 million to Duke basketball related projects including:

- The \$15.0 million Schwartz/Butters Athletic Center
- The \$18.5 million The Michael W. Kryzewski Center
- Fully outfitting Student-Athlete Academic Center
- Fully outfitting Scharf Hall
- Fully outfitting the Gunnar Peterson Strength and Conditioning Room
- Fully outfitting video theatre and classroom
- Endowment of 13 men's basketball scholarships
- Endowment of head coach position
- Endowment of associate head coach and two assistant coach positions
- Endowing an academic advisor, basketball intern and two-and-a-half student manager positions
- Massive Cameron Indoor Stadium renovations and upgrades include HVAC system, Fox Family Lobby, locker room, training room, concourse floor and memorabilia work, Legacy Room, basketball memorabilia displays, sound system, custom video scoreboard as well as deep cleaning and painting the upstairs seating
- Fully funding and outfitting the Duke Basketball Museum and Duke Athletics Hall of Fame in the Schwartz-Butters Athletics Center
- Upgrading recruiting travel with strategic use of private planes
- Upgrading video/computer technology and equipment
- Funding foreign basketball trips to London in 2003 and China/Dubai in 2011
- Upgrading financial compensation and support to top coaching staff in college basketball
- Initially funding the creation of The K Academy in 2002 – the top college sports fantasy camp in the country
- Initially funding the creation of The Coach K/Fuqua Conference on Leadership in 2001 - the first collaborative athletics/business school venture in the country

Duke Basketball Legacy Fund

Duke basketball and world-class success are synonymous. Building the financial infrastructure of the program through the Duke Basketball Legacy Fund and its other development initiatives are imperative to continue that success. Coach K's driving force behind the mission to build an everlasting basketball program speaks for his desire to see the program sustained well past his coaching days.

The Legacy Fund began in January 2000 with the aim to establish a comprehensive endowment fund for player scholarships, coaches' salaries and operational budget, build a capital fund to enhance historic Cameron Indoor Stadium, address year-round training needs and meet the overall demands of the program well into the future. Each of the 41 active partners to the fund have contributed a minimum of \$1 million each and contributed a total of over \$82 million to date. In September of 2012, Steve and Judy Pagliuca gave a \$2.5 million gift to endow two assistant coaching positions and to name the annual Coaches' Award for Duke Basketball. The gift officially closes the named endowment opportunities (head coach, three assistant coaches, 13 scholarships) that were presented when the Legacy Fund was created in 2000.

One of Duke's all-time greats and one of only 13 players in school history to have his jersey number retired, Grant Hill has once again led the Blue Devils by serving as the Chairman of the Duke Basketball Legacy Fund. He accepted the position, as he has everything in his life, with a full commitment to excellence. The six-time NBA All-Star and three-time college All-American led off the fundraising initiative with a \$1 million gift to endow a scholarship in his and his wife Tamia's names.

The contributions of Legacy Fund members has also led to several facility upgrades, including renovations to Cameron Indoor Stadium, the Schwartz/Butters Athletic Center and the building of Michael W. Krzyzewski Center - Dedicated to Academic & Athletic Excellence.

The Legacy Fund has also funded a foreign basketball trip to London in 2003, upgraded recruiting travel with strategic use of private planes and fully funded and outfitted the Duke Basketball Museum & Duke Athletics Hall of Fame in the Schwartz/Butters Athletics Center in 2010.

Several other programs have grown from the initial and unique Legacy Fund development plan. In 2002, Duke became just the second school to initiate a Venture Capital Co-Investment Fund within an athletic department, and that group now numbers 17 strong, with each investor giving a \$50,000 gift. Duke basketball's connection with the Fuqua School of Business has translated into the annual Coach K / Fuqua Conference on Leadership and five years ago established the unique Fuqua / Coach K Center on Leadership & Ethics.

Another anchor to the year-round Duke Basketball efforts has been the summer basketball fantasy camp, the K Academy. Each year campers from around the country join Duke's former players for a five-day, one-of-a-kind Duke basketball experience. This past summer, 80 campers and over 30 former Duke players came to Cameron for the experience.

As National Coach of the Decade for the 1990s and Duke's visionary leader, Coach K endeavors to secure the future of the program. With the creation of the Duke Basketball Legacy Fund, the program's heralded past as well as its future success will be forever linked.



Debbie Krzyzewski Savarino

Associate Director of Legacy Fund & Director of External Relations

Debbie K. Savarino joined the Duke staff in 2002 as the primary fund raiser for Duke's sports performance research facility, The K Lab. In 2004, she was named Assistant Director of the Legacy Fund and External Relations Director for Men's Basketball. Savarino is responsible for all special events involving the team within the Duke and Durham communities to include Countdown to Craziness, the annual team poster production, the end of season banquet and the K Academy while maintaining the relationships with the Duke Children's Hospital, The Emily K Center and The Jimmy V Foundation.

As Associate Director of the Legacy Fund, Savarino is part of a fundraising team that has 41 active partners and has raised over \$80 million for the program. This team has fully endowed the basketball program to include all player scholarships and coaching positions. Monies raised have also built and maintained the facilities used by the program.

Savarino also works hand in hand with Duke Corporate Education and Fuqua School of Business as a designer and facilitator for corporate events based on team work and leadership skills. These programs have been implemented by some of the world's top corporations.

A 1993 Duke graduate with a degree in Sociology, Savarino is active in the Durham community serving on the board at the Emily K Center and volunteering with the Duke Children's Hospital. Debbie and her husband, Peter have four children, Joey, Michael, Carly and Emmie.



Rachel Fish Curtis

Associate Director of Legacy Fund & Director of Athletics Environmental Branding

Rachel Fish Curtis has worked for the Duke Basketball Legacy Fund since July 2001. She was promoted to assistant director of the Legacy Fund in July of 2003 and to associate director in 2007. In 2012, Curtis was also named Duke's director of athletics environmental branding.

Curtis is responsible for coordinating both fund-specific events and other special events at Duke, including the K Academy. She also coordinates the activities of the Venture Capital Co-Investment Fund.

In addition, Curtis oversees the implementation of all display and design components for all athletics facilities. Most recently, she oversaw renovations of the basketball nutrition room, player lounge and practice facility as well as updates and renovations to the Taishoff Aquatic Pavilion, Murray Building and wrestling practice facility.

Curtis, a 1996 graduate of Duke, and her husband, David, reside in Durham with their three children, Ben, Sophie and Tilly.



Angela Cox

Administrative Assistant/Legacy Fund

Angela Cox was named administrative assistant for the Duke Basketball Legacy Fund in September of 2014. In this role, Cox assists the deputy director of athletics/operations as well as helps coordinate the day-to-day operations of the legacy office.

Previously, Cox served as an electromyography technician for the Division of Neurology at the Duke University Medical Center, where her responsibilities included performing nerve conduction studies on patients while maintaining supplies for EMG machines, assisting the director with budget preparation and coordinating the annual chemodenervation workshop.

In addition to her time as an electromyography technician, Cox also held the position of medical secretary for the Division of Neurology for 11 years. During her time as medical secretary, Cox scheduled consultations and studies for patients, gathered relevant information and compiled records for new patients, served as the liaison with administrative personnel and acted as time manager for office personnel.

Cox, a Durham native, currently resides in Bahama.

Duke Basketball Endowed Scholarships

Grant & Tamia Hill Scholarship

2001	Nate James
2002	Mike Dunleavy
2003	Dahntay Jones
2004	Chris Duhon
2005	J.J. Redick
2006	Shelden Williams
2007	Josh McRoberts
2008	Gerald Henderson
2009	Greg Paulus
2010	Jon Scheyer
2011	Kyle Singler
2012	Miles Plumlee
2013	Seth Curry
2014	Rodney Hood
2015	Amile Jefferson

David T. Borman Memorial Scholarship

2003	Andy Borman
2004	Andy Borman
2005	Shavlik Randolph
2006	Sean Dockery
2007	Jamal Boykin
2008	Martynas Pocius
2009	Brian Zoubek
2010	Ryan Kelly
2011	Casey Peters
2012	Marshall Plumlee
2013	Todd Zaifirovski
2014	Matt Jones
2015	Sean Obi

Kevin & Gayla Compton Scholarship

2004	J.J. Redick
2005	Shelden Williams
2006	DeMarcus Nelson
2007	Greg Paulus
2008	Nolan Smith
2009	David McClure
2010	Andre Dawkins
2011	Josh Hairston
2012	Seth Curry
2013	Marshall Plumlee
2014	Semi Ojeleye
2015	Rasheed Sulaimon

Gunnar Peterson Scholarship

2004	Sean Dockery
2005	Lee Melchionni
2006	Greg Paulus
2007	Lance Thomas
2008	Brian Zoubek
2009	Gerald Henderson
2010	Nolan Smith
2011	Miles Plumlee
2012	Michael Gbinije
2013	Ryan Kelly
2014	Josh Hairston
2015	Semi Ojeleye

Capt. Bill Krzyzewski Scholarship

2004	Nick Horvath
2005	Daniel Ewing
2006	J.J. Redick
2007	DeMarcus Nelson
2008	DeMarcus Nelson
2009	Jon Scheyer
2010	Kyle Singler
2011	Nolan Smith
2012	Ryan Kelly
2013	Mason Plumlee
2014	Tyler Thornton
2015	Quinn Cook

Michael & Candace Olander Scholarship

2006	Lee Melchionni
2007	David McClure
2008	Greg Paulus
2009	Nolan Smith
2010	Miles Plumlee
2011	Seth Curry
2012	Mason Plumlee
2013	Rodney Hood
2014	Alex Murphy
2015	Marshall Plumlee

The Class of 1986 Scholarship

2007	Jon Scheyer
2008	Kyle Singler
2009	Elliot Williams
2010	Lance Thomas
2011	Kyrie Irving
2012	Andre Dawkins
2013	Rasheed Sulaimon
2014	Jabari Parker
2015	Tyus Jones

The Steve & Melinda Duncker

2008	Jon Scheyer
2009	Lance Thomas
2010	Brian Zoubek
2011	Mason Plumlee
2012	Tyler Thornton
2013	Alex Murphy
2014	Quinn Cook
2015	Grayson Allen

The Goodman Family Scholarship

2010	Olek Czyz
2011	Tyler Thornton
2012	Quinn Cook
2013	Amile Jefferson
2014	Rasheed Sulaimon
2015	Justise Winslow

The Goodman Family Scholarship II

2013	Josh Hairston
2014	Andre Dawkins
2015	Matt Jones

The Jeremy K. Mario '92 Scholarship

2010	Jordan Davidson
2011	Andre Dawkins
2012	Alex Murphy
2013	Quinn Cook
2014	Amile Jefferson
2015	Justise Winslow

The Class of 2010 Scholarship

2011	Andre Dawkins
2012	Austin Rivers
2013	Tyler Thornton
2014	Marshall Plumlee
2015	Jahlil Okafor

The Jim Strathmeyer Scholarship

2012	Josh Hairston
2013	Andre Dawkins
2014	Todd Zaifirovski
2015	Sean Obi

The Courtney Shives Scholarship

2014	Matt Jones
2015	Sean Obi

Varadhan Memorial Manager Scholarship

2004	Max Perkins
2005	six senior managers
2006	Brian DeStefano
2007	Kevin Cullen, Chris Lauten Scott Naturman
2008	Chris Lauten
2009	Griffin Tormey, Joey McMahon
2010	Eric Skeffington
2011	Sarah Helfer
2012	John McGinty and Kyle Mumma
2013	Kate Wheelock and Kyle Mumma
2014	Scott Lamson
2015	Mike Sotsky

Varadhan Undergrad Manager Scholarship

2011	Pat Thompson
2012	Kate Wheelock
2013	John McGinty
2014	Jamie Stark
2015	Ian McKiernan

Varadhan Graduate Fellowship in Basketball

2011	Chris Carrawell
2012	Pat Thompson
2013	Casey Stevenson
2014	Casey Stevenson

Christian Laettner & Brian Davis Scholarship

2006	Josh McRoberts
2007	Gerald Henderson
2008	David McClure
2009	Kyle Singler
2010	Mason Plumlee
2011	Ryan Kelly

Bill Jessup Scholarship

2003	Chris Duhon
2004	Daniel Ewing
2005	Patrick Johnson
2006	Jamal Boykin
2007	Martynas Pocius
2008	Lance Thomas



Kevin M. White

Vice President & Director of Athletics
Adjunct Prof. of Business Administration
St. Joseph's College, 1972

Kevin M. White was named Duke University's vice president and director of athletics on May 31, 2008. He also serves as an adjunct professor of business administration at the university.

White, 63, joined the Duke family after leading Notre Dame's athletics program to success both on the playing fields and in the classroom from 2000-08. He also has held a number of prominent

national leadership roles within intercollegiate athletics, including his service in 2006-07 as president of the National Association of Collegiate Directors of Athletics (NACDA) and in 2005-06 as president of the Division I-A Athletic Directors Association. In 2006, White was named the GeneralSports TURF Systems Division I-A Central Region Athletic Director of the Year while at Notre Dame. In 2013, White was named one of four NCAA Football Bowl Subdivision recipients of the Under Armour AD of the Year Award presented by NACDA. White earned multiple awards in 2014, including the National Football Foundation's John L. Toner award and the Sport Business Journal's Athletic Director of the Year award.

Guided by the Strategic Plan that was approved by Duke's Board of Trustees in April of 2008, White made an immediate impact on Duke Athletics. In addition to leading the department to unprecedented success in competition, he reshaped the organization into a more efficient and modern department; strengthened ties to both campus and community constituents through consistent outreach efforts; successfully oversaw Duke's fundraising efforts during an economic downturn; completed partnerships with major corporate entities to enhance revenue streams; commissioned a master facilities plan to position Duke well into the 21st Century; and emphasized a stronger commitment to the university's intramural, club and recreational sports programs.

Since White's arrival, Duke has captured six NCAA Championships – women's tennis in 2009, men's basketball in 2010, men's lacrosse in 2010, 2013 and 2014, and women's golf in 2014 – and 17 ACC titles. On the strength of 20 teams participating in NCAA Championship competition and robust finishes in several sports, Duke ranked ninth in the 2014 Learfield Sports Directors' Cup standings, which determine an institution's all-around strength in intercollegiate athletics. The ninth-place showing marked the 11th consecutive year that Duke has ended among the nation's top 20 programs. In 2011, Duke placed fifth, matching the school's best finish in the rankings and its 1171.50 points earned were the most in program history. In White's six years at Duke, the Blue Devils placed 17th (2009), 10th (2010), fifth (2011), 16th (2012), 12th (2013) and ninth (2014) in the Directors' Cup standings.

Fifty-six Blue Devil teams ranked among the nation's top 10 teams during the past six seasons with 10 – men's basketball (2009, 2010, 2011, 2013), men's lacrosse (2010, 2013, 2014) and women's tennis (2009, 2010, 2014) – reaching No. 1. In all, 95 Blue Devil teams advanced to NCAA postseason competition during White's Duke tenure.

Individually, 213 student-athletes earned All-America, 352 All-ACC and 193 All-Region or District honors the past six years. During White's tenure, Duke boasts 12 NCAA individual champions in Curtis Beach (indoor track and field heptathlon in 2012 and 2014), Juliet Bottorff (outdoor track and field 10k in 2011), Mallory Cecil (women's tennis in 2009), Abby Johnston (three-meter diving in 2011), Nick McCrory (platform diving in 2010, 2011, 2013 and 2014), and Becca Ward (women's fencing, saber in 2009, 2011 and 2012). In 2013-14, Duke celebrated two individual NCAA and 11 individual ACC titles.

Academically, Duke teams continued strong performances under White. In the 2014 spring semester, 25 of 26 Blue Devil varsity teams earned grade point averages of 3.0 or better and more than 86 made the Dean's List, while 495 Duke student-athletes made the All-ACC Honor Roll (led ACC for the 26th time in the last 27 years).

In two key elements in tracking a department's academic success, Duke ranked among the nation's best again. Duke posted a 98% Graduation Success Rate (GSR) and 17 teams achieved a 100% GSR. Also, an ACC-best 15 Blue Devil teams were ranked in the top 10% of their respective sports in the most recent Academic Performance Rate (APR) Report, including the men's basketball and football teams. In the 2013 report, Duke (989) ranked third among all FBS schools, behind only Northwestern (996) and Boise State (993), and eighth among all Division I – FBS and FCS – programs. In all, Duke totaled the highest APR scores among ACC institutions in 13 of the league's 25 sports – men's basketball (995), football (989), men's golf (1000), men's lacrosse (997), men's soccer (995), men's swimming and

diving (1000), men's indoor track and field (1000), men's outdoor track and field (1000), women's golf (1000), women's lacrosse (1000), rowing (1000), volleyball (1000) and wrestling (1000).

Four Duke student-athletes were selected as CoSIDA Academic All-Americans, while 35 others received National Scholar-Athlete or Scholar All-America accolades. In White's six-year tenure, former women's tennis player Parker Goyer won a Rhodes Scholarship (2009), while track and field student-athletes Sally Liu (2009) and Allie Speidel (2011) earned Marshall Scholarships.

Under White, Duke has continued its focus on outreach to the local community. Modeling the NCAA CHAMPS/Life Skills program's commitment to service, learning projects and outreach, over 500 Duke student-athletes across all sports participated in a combined effort of more than 2,000 community service hours during the 2013-2014 academic year.

White's commitment to the overall mission of the university remains clear. In May 2011, Duke Athletics announced that a portion of ticket sales from Blue Devil regular season home sporting events will be directed to the Duke University Libraries. Per White's vision, the Duke Athletics Library Fund has generated significant unrestricted revenue for the Duke University Libraries to support teaching and research across the institution.

In fall of 2012, Duke University announced the \$3.25 billion Duke Forward fundraising campaign for priorities across Duke's 10 schools, Duke Medicine and a range of university programs. Included in the campaign is a \$250 million goal for Duke Athletics to be divided three ways – for facility enhancements and support (\$100 million), endowment income (\$50 million) and operating funds (\$100 million). In 2013-14, several facility projects were initiated or set for execution, including numerous renovations to Wallace Wade Stadium, modifications to the front of Cameron Indoor Stadium, and the new Scott Pavilion, which will house several of Duke Athletics' administrative units, as well as new strength and conditioning and sports medicine areas.

White, who holds a Ph.D. in education, has taught graduate-level classes since 1982 and currently teaches a sports business course in Duke's Fuqua School of Business as part of Duke's MBA program.

In August 2003, SI.com (the Sports Illustrated web site) listed White, then at Notre Dame, third in its rankings of the most powerful people in college football. In January 2004, The Sporting News listed him in its Power 100 as third among five names in the "front office" category (and the lone college athletics director among the 100).

White has served on numerous NCAA committees, including the NCAA Council, formerly the association's highest governing body. In 2012, White was among a select group of college and professional administrators asked to serve on the recently formed Expert Advisory Board for the Knight Commission. Moreover, he was the secretary of NCAA Football, a non-profit corporation acting as the "collective voice to promote college football," and serves on the Black Coaches Association Board of Directors. For several years, he was a representative with the football Bowl Championship Series.



In addition, he previously was a member of the Rose Bowl Management Committee while at Arizona State, was an ex-officio member of the Sugar Bowl Committee during his tenure at Tulane and also worked closely with the Fiesta Bowl during his stay in Tempe.

Given his background and success, it is not surprising that 23 current directors of athletics were mentored by White. That impressive list of current ADs includes:

Name	Schools
Sandy Barbour	Tulane (former) California (former) Penn State
Josh Berlo	Minnesota Duluth
Bob Bierie	Loras (former)
Thomas Boeh	Ohio University (former) Fresno State
Greg Capell	Loras (former)
Vic Cegles	Long Beach State
Sandy Hatfield Clubb	Drake
Tom Collins	Ball State (former)
Boo Corrigan	Army
Bubba Cunningham	Ball State (former) Tulsa (former) North Carolina
Scott Devine	St. Mary's College (MD)
Herman Frazier	Alabama-Birmingham (former) Hawaii (former)
Rudy Keeling	Emerson (former) Commissioner, ECAC (former)
Ian McCaw	Northeastern (former) Massachusetts (former) Baylor
Bernard Muir	Georgetown (former) Delaware (former) Stanford
Jim Phillips	Northern Illinois (former) Northwestern
Bill Scholl	Ball State
Jim Sterk	Washington State (former) San Diego State
Norwood Teague	VCU (former) Minnesota
Tim Van Alstine	Western Illinois (former) Cardinal Stritch University
Bruce Van de Velde	Utah State (former) Iowa State (former) Louisiana Tech (former)
Stan Wilcox	Florida State
Mark Wilson	Tennessee Tech

Prior to joining Notre Dame in 2000, White served as athletic director at Arizona State University, Tulane University, the University of Maine and Loras College in Iowa, where he originated the National Catholic Basketball Tournament.

Before becoming an administrator, White served as head track and field coach at Southeast Missouri State (1981-82) and assistant cross country and track and field coach at Central Michigan (1976-80). He began his coaching career at Gulf High School in New Port Richey, Fla., coaching cross country and track and assisting in football and wrestling.

White earned his Ph.D. from Southern Illinois University in 1983 with an emphasis on higher education administration. In 1985, he completed postdoctoral work at Harvard University's Institute for Educational Management. He earned his master's degree in athletics administration from Central Michigan University in 1976 and his bachelor's degree in business administration in 1972 from St. Joseph's College in Rensselaer, Ind., where he also competed as a sprinter. Additionally, White was recognized with honorary degrees from Loras College (2012), the United States Sports Academy (2007) and St. Joseph's College (2001).

White and his wife, Jane, a former college track and field coach, have five children and 10 grandchildren.



STAFF

Duke All-Time Directors' Cup Finishes

Year	Finish	Points	ACC Finish
1993-94	26th	451.5	4th
1994-95	21st	423.5	3rd
1995-96	39th	409.5	6th
1996-97	23rd	506.5	3rd
1997-98	28th	290.0	3rd
1998-99	7th	510.0	1st
1999-00	24th	566.0	3rd
2000-01	16th	722.0	2nd
2001-02	30th	600.0	4th
2002-03	21st	643.0	3rd
2003-04	18th	706.5	2nd
2004-05	5th	1,021.25	1st
2005-06	8th	851.25	2nd
2006-07	11th	988.25	2nd
2007-08	19th	821.0	4th
2008-09	17th	891.80	4th
2009-10	10th	982.75	4th
2010-11	5th	1171.50	1st
2011-12	16th	721.0	2nd
2012-13	12th	969.60	3rd
2013-14	9th	1,0511.00	3rd

Senior Administration



Dr. Chris Kennedy
Senior Deputy
Director of Athletics



Tom Coffman
Deputy Director of Athletics/
Development



Mike Cragg
Deputy Director of Athletics/
Operations




Nina King
Deputy Director of Athletics/
Administration, Legal Affairs &
Chief of Staff



Mitch Moser
Deputy Director of Athletics/
Chief Financial Officer



Brad Berndt
Senior Associate Director of
Athletics/Student Services




Gerald Harrison
Senior Associate Director of
Athletics/Internal Affairs



Jon Jackson
Senior Associate Director of
Athletics/External Affairs



Jacki Silar
Senior Associate Director of Ath-
letics/SWA & S-A Development



Todd Mesibov
Associate Director of Athletics/
Compliance



Mike Sobb
Associate Director of Athletics/
Resource Acquisition



Leslie Barnes
Assistant Director of Athletics/
Student-Athlete Development



Art Chase
Assistant Director of Athletics/
External Affairs



Joe Manhertz
Assistant Director of Athletics/
Iron Dukes Major Gifts



Gina Bradley
Assistant Director of Athletics/
Business Operations



Tony Sales
Assistant Director of Athletics/
Student-Athlete External Affairs



Bob Weiseman
Assistant Director of Athletics/
Athletic Facilities, Game Opera-
tions & Championships



Jack Winters
Assistant Director of Athletics/
Iron Dukes



James Coleman
Chairman, Duke Athletic Council



Martha Putallaz
Faculty Athletic Representative

STAFF

2013-14 SEASON IN REVIEW

Season Notes	66-68
Honors & Awards	67
All-ACC Teams	68
Results	69
Final Statistics	70
Box Scores	71-76
ACC Individual Stats	77
ACC Team Stats	78

2013-14 News & Notes

Numbers Game

- Duke went 26-9 overall, 13-5 in the ACC, reached the ACC Tournament championship game and received a No. 3 seed in the NCAA Tournament.
- The Blue Devils surpassed the 20-win mark for the 18th consecutive season and the 49th time in Duke history.
- Duke concluded the year ranked No. 8 in the AP Poll and 16th in the Coaches Poll. The Blue Devils have finished in the top 10 of the AP Poll in 17 of the past 18 seasons.
- Duke played 10 games against teams that finished the season ranked in the top 25 of the RPI. The Blue Devils went 5-5 in those contests with wins over Virginia, Syracuse, North Carolina, Michigan and UCLA.
- **Jabari Parker** scored a team-leading and Duke freshman-record 670 points to become just the sixth ACC freshman to reach the 600-point plateau. Parker finished third on the ACC freshman list for total points.
- Parker scored in double figures in 18 straight games to close the year and 33 times overall, breaking the Duke freshman record for double-figure scoring games previously held by Gene Banks (1978) and Luol Deng (2004).
- Duke led the ACC in scoring (78.4 points per game), three-point field goal percentage (.307 – 316-of-801), made three-pointers per game (9.0) and assist-to-turnover ratio (1.52:1).
- Parker ranked second in the league in scoring (19.1 ppg.) and led the ACC in rebounding (8.7) and double-doubles (14).
- Coach K won his 900th game at Duke, becoming only the second coach in NCAA Division I history to win 900 games at one school.
- All-ACC second team selection **Rodney Hood** averaged 16.1 points per game and led the ACC with a .420 (71-of-169) three-point percentage.
- Duke went undefeated in Cameron Indoor Stadium for the second straight year, posting a 17-0 mark on Coach K Court. Duke has won an NCAA-best 33 straight home games.
- Parker set or tied Duke freshman records for points (670), points per game (19.1), rebounds (306), double-doubles (14), free throws made (160), free throws attempted (214), dunks (61), double-figure scoring games (33) and 20-point games (18).
- Parker was named ACC Rookie of the Week 10 times to tie the league record.
- Hood, Parker and **Amile Jefferson** were named to the All-ACC Academic Basketball Team.
- **Andre Dawkins** ended his career ranked fifth on Duke's career three-point percentage list and also joined Duke's 1,000-point club. He finished 61st overall with 1,014 career points. Dawkins is also eighth at Duke with 231 career three-point field goals.
- Associate head coach **Steve Wojciechowski** was named the head coach at Marquette on April 1, becoming the fifth active head coach in college basketball to have played for Coach K.
- Duke's three-point shooting was vital to the Blue Devils' offensive attack in 2013-14. The team made 316 three-point field goals, second-most in school history. **Rodney Hood** (71), **Quinn Cook** (65) and **Andre Dawkins** (64) each made over 60 three-point field goals on the season.
- The Blue Devils spent the entire season ranked in the top 25 of the AP Poll, extending its streak to 136 consecutive weeks ranked. Duke has been ranked in every poll over the past seven seasons.

Wins this Decade

- Duke has won 150 games this decade, tied for third-most in the NCAA behind only Kansas and Kentucky.
- Duke is 21-8 this decade against the top 20 teams in terms of wins.
- The Blue Devils are 29-14 against teams ranked in the top 25 of the AP Poll this decade.

Wins since start of 2009-10 Season (through 2013-14 season)

1. Kansas	156
2. Kentucky	152
3. Duke	150
Ohio State	150
Syracuse	150
6. Michigan State	142
7. Gonzaga	139
Louisville	139
9. Wichita State	138
Florida	138

AP Poll Streak Extended

- Duke was ranked in all 20 polls last season and has now been ranked in the AP Poll an NCAA-best 136 straight weeks.
- The Blue Devils were ranked in the top 10 for 122 consecutive weeks, including 17 weeks at No. 1, before falling to No. 16 in the Jan. 6, 2014 poll.

Consecutive Weeks in AP Top 25 Rankings - Active

1. Duke	136
2. Kansas	103
3. Syracuse	95

No Place Like Home

- Duke has won 33 consecutive games at Cameron Indoor Stadium. The Blue Devils went 17-0 at home last season and 16-0 in 2012-13.
- The Blue Devils have 18 undefeated home seasons, including 11 under Coach K and four in the past five years.
- Duke's 33-game home win streak is tied for the longest active streak in the NCAA. It is also the fifth longest in school history and the seventh-best in ACC history.

Active Home Court Win Streaks - NCAA

Rk	Team	Streak
1.	Duke	33
	Stephen F. Austin	33
3.	Florida	32

Longest Home Court Win Streaks - Duke

Rk	Dates	Streak
1.	Jan. 13, 1997 - Feb. 9, 2000	46
2.	Feb. 22, 2009 - Jan. 19, 2012	45
3.	Nov. 25, 2002 - Feb. 26, 2004	41
4.	Nov. 14, 1990 - Jan. 17, 1993	36
5.	Nov. 9, 2012 - present	33
6.	Jan. 13, 1962 - Dec. 5, 1964	27

Longest Home Court Win Streaks - ACC

Rk	Team - Span	Streak
1.	Duke - 1997-2000	46
2.	Duke - 2009-12	45
3.	Duke - 2002-04	41
4.	NC State - 1972-75	38
5.	Duke - 1990-93	36
6.	Virginia - 1980-83	34
7.	Duke - 2012 - present	33

Non-Conference Home Win Streak

- Duke has won an NCAA-best 109 consecutive non-conference home games. Duke's last home loss against a non-conference foe was an 83-82 decision against St. John's on Feb. 26, 2000.
- Duke won 95 straight non-conference home games from Feb. 2, 1983 to Dec. 2, 1995. Illinois snapped that streak with a 75-65 win over Duke.
- Duke has also won 101 straight games at Cameron against unranked non-conference opponents (also dating back to the 83-82 loss to St. John's on Feb. 26, 2000).

Coach K Record 900th Win at Duke

- **Mike Krzyzewski** became the second coach in NCAA history to record 900 wins at one school with Duke's 78-56 win over Florida State on Jan. 25, 2014. His win total in Durham ranks second all-time in wins at one school behind Syracuse's Jim Boeheim.
- Krzyzewski, the winningest coach in NCAA history, closed the season with 983 career victories, including 910 wins at Duke.

Parker Collects First Team All-America Honors

- **Jabari Parker** was named a consensus first team All-America, becoming the first freshman in Duke basketball history to earn first team All-America honors and the second freshman to appear on an All-America team by a major outlet.
- Parker's selection gives Duke at least one All-America choice in seven consecutive seasons.
- Parker is the 16th consensus first team All-America under Coach K and Duke's first since **Nolan Smith** in 2011.
- Parker was a first team All-America selection by the AP, NABC, *Sporting News*, *Sports Illustrated*, USBWA and Wooden.

Parker Wins Wayman Tisdale Award

- The USBWA awarded **Jabari Parker** the Integrus Wayman Tisdale Award as the top freshman in college basketball. He becomes the second Duke freshman to earn National Freshman of the Year honors.
- **Luol Deng** claimed National Freshman of the Year accolades in 2004 after leading Duke to the Final Four.

Parker Named to NPOTY Finalist Lists

- **Jabari Parker** was a finalist for the Naismith Trophy and Oscar Robertson Trophy, both honoring the top player in college basketball.
- **Rodney Hood** also received attention from several national player of the year outlets, appearing on the midseason watch lists for the John Wooden Award and Roberston Trophy.
- Duke was one of four schools to have multiple players named to the Wooden Award midseason list and one of six to have multiple players on the Robertson Trophy list. Only Duke, Kansas and Michigan State had multiple players on both lists.

Hood & Parker Collect All-ACC Honors

• **Jabari Parker** was named ACC Rookie of the Year and to the All-ACC first team, and **Rodney Hood** received All-ACC second team honors as voted on in two separate polls by the Atlantic Coast Sports Media Association (ACSMA) and the league's coaches.

• Parker is just the eighth freshman (second at Duke) in ACC history to earn all-league first team honors. He was a unanimous selection to both teams.

• Parker is the seventh Duke player to earn ACC Rookie of the Year honors.

• Parker also finished second in the ACC Player of the Year voting from the ACC coaches and ACSMA.

• Parker was named ACC Rookie of the Week a league-high 10 times, tying the conference record for those awards.

Parker Lives Up to Top Billing

• **Jabari Parker** ranked second in the ACC in scoring at 19.1 points per game (fourth in the NCAA among freshman), the highest scoring average by a freshman in school history. He also led the ACC in rebounding (8.7 rpg.) and ranked third in field goal percentage (.473 – 236-of-499).

• Parker recorded an ACC-leading 14 double-doubles, tied for the most in school history by a freshman.

• Parker was the first Duke freshman to earn All-America first team honors and the second to earn All-America honors from any major outlet.

• Parker topped the 20-point mark 18 times on the year, one shy of the league freshman record set by Georgia Tech's Kenny Anderson in 1989-90.

• Parker became the first Duke freshman to lead the team in scoring and rebounds. Since freshmen became eligible in 1972-73, 12 ACC freshmen have led their respective teams in scoring and rebounding in the same season.

• Parker ranked fourth among ACC freshmen in scoring and 10th in rebound average. Parker and Joe Smith (Maryland) are the only two players to rank in the top 10 of both categories.

• With 670 points, Parker became the sixth ACC freshman to join the 600-point club.

• Parker joined Joe Smith (Maryland), Ralph Sampson (Virginia) and Buck Williams (Maryland) as the only freshman in ACC history to lead the league in rebounds.

ACC 600-Point Club • Freshman

Rk	Name, Team	Year	Points
1.	Kenny Anderson, Georgia Tech	1990	721
2.	Stephon Marbury, Georgia Tech	1996	679
3.	Jabari Parker, Duke	2014	670
4.	Dion Glover, Georgia Tech	1998	608
5.	Brandon Costner, NC State	2007	605
6.	Joseph Forte, North Carolina	2000	600

ACC • Freshman Scoring Leaders

Rk	Player, School (Year)	PPG
1.	Kenny Anderson, Georgia Tech (1990)	20.6
2.	Mark Price, Georgia Tech (1983)	20.3
3.	Joe Smith, Maryland (1994)	19.4
4.	Jabari Parker, Duke (2014)	19.1
5.	Tyler Hansbrough, North Carolina (2006)	18.9
	Stephon Marbury, Georgia Tech (1996)	18.9

ACC • Freshman Rebound Leaders

Rk	Player, School (Year)	RPG
1.	Wayne Rollins, Clemson (1974)	12.2
2.	Ralph Sampson, Virginia (1980)	11.2
3.	Buck Williams, Maryland (1979)	10.8
4.	Mike Gminski, Duke (1977)	10.7
	Joe Smith, Maryland (1994)	10.7
6.	Larry Gibson, Maryland (1976)	9.8
7.	Antawn Jamison, North Carolina (1996)	9.7
8.	Tim Duncan, Wake Forest (1994)	9.6
9.	Chris Bosh, Georgia Tech (2003)	9.0
10.	Jabari Parker, Duke (2014)	8.7

Parker Shines in Win Over North Carolina

• **Jabari Parker** scored a career-high 30 points on 10-of-17 shooting to go along with 11 rebounds in a March 8 win over North Carolina. The 30-point game was the fifth in school history by a freshman and the first since Kyrie Irving had 31 against Michigan State on Dec. 1, 2010.

• Parker's 30-point effort was the most by a Duke freshman in the 238-game series history with North Carolina. It broke the previous freshman record of 29 points set by Austin Rivers on Feb. 8, 2012.

Duke • Freshman Single-Game Scoring

Rk	Player vs. Opponent, Date	PTS
1.	J.J. Redick vs. Virginia, 1/15/2003	34
2.	Johnny Dawkins vs. Maryland, 1/15/1983	31
	Kyrie Irving vs. Michigan State, 12/1/2010	31
4.	J.J. Redick vs. NC State, 3/16/2003	30
	Jabari Parker vs. North Carolina, 3/8/2014	30

2013-14 Duke Banquet Awards

Swett-Baylin Award (MVP)	Jabari Parker
Dr. Deryl Hart (Top Scholar-Athlete)	Amile Jefferson
Glenn E. "Ted" Mann Award (Player Contributing Most to Team Morale)	Tyler Thornton
Pagliuca Family Coach's Award (Player Exemplifying Commitment and Values)	Rodney Hood
Iron Dukes Award (Most Minutes Played)	Rodney Hood
Bill Krzyzewski Captains' Awards	Josh Hairston, Rodney Hood, Tyler Thornton
Best Field Goal Percentage Award	Amile Jefferson
Best Free Throw Percentage Award	Quinn Cook
Best Rebounding Average Award	Jabari Parker
Most Assists Award	Quinn Cook
Best Defensive Player Award	Rodney Hood
True Blue Award (Most Charges Taken)	Tyler Thornton
Gopal Varadhan Senior Manager Award	Scott Lamson, Jamie Stark
Harry Rainey Spirit Award (Outstanding Cheerleader)	Debbie Xie
Charles Hogan Memorial Band Award	Madeline Barrow

2013-14 Honors & Awards

Jabari Parker

- First Team All-America (AP, NABC, USBWA, *Sporting News*, *SI*, Wooden)
- Wayman Tisdale Freshman of the Year
- USBWA District III Player of the Year
- USBWA All-District III Team
- NABC All-District 2 First Team
- ACC Freshman of the Year
- All-ACC (1st Team – ACSMA, Coaches)
- ACC All-Freshman Team (ACSMA, Coaches)
- ACC All-Tournament First Team
- USBWA National Freshman of the Week (12/24)
- NIT Season Tip-Off All-Tournament Team
- Naismith Trophy Finalist
- Wooden Award Finalist
- Oscar Robertson Trophy Finalist
- ACC Player of the Week (11/18, 2/10)
- ACC Rookie of the Week (11/11, 11/18, 11/25, 12/23, 1/27, 2/3, 2/10, 2/17, 2/24, 3/10)
- All-ACC Academic Team

Rodney Hood

- USBWA All-District III Team
- NABC All-District 2 Second Team
- All-ACC (2nd Team – ACSMA, Coaches)
- ACC All-Tournament Second Team
- NIT Season Tip-Off All-Tournament Team
- Naismith Trophy Top 50 Watch List
- Wooden Award Midseason Top 25
- Oscar Robertson Midseason Watch List
- All-ACC Academic Team

Amile Jefferson

- ACC All-Tournament Second Team
- All-ACC Academic Team

Rasheed Sulaimon

- ACC Player of the Week (1/20)

Parker Ties ACC ROTW Record

• Duke freshman **Jabari Parker** was named ACC Rookie of the Week a league-leading 10 times this season to tie the all-time league record of 10 selections, set by Georgia Tech's Kenny Anderson (1989-90) and North Carolina's Tyler Hansbrough (2005-06).

ACC • Rookie of the Week Selections

Rk	Player, School (Year)	Awards
1.	Jabari Parker, Duke (2013-14)	10
	Tyler Hansbrough, North Carolina (2005-06)	10
	Kenny Anderson, Ga. Tech (1989-90)	10
4.	Austin Rivers, Duke (2011-12)	9
5.	6 tied at	6

Three Named Academic All-ACC

• Duke's two leading scorers, **Rodney Hood** and **Jabari Parker**, joined **Amile Jefferson** on the All-ACC Academic Basketball Team. To be eligible for consideration, a student-athlete must have earned a 3.00 grade point average for the previous semester and maintained a 3.00 cumulative average during his academic career.

2013-14 Results

Overall Record: 26-9 (Home: 17-0; Road: 4-5; Neutral: 5-4)

ACC Record: 13-5 (Home: 9-0; Road: 4-5)

Date	Opponent	Result	Duke High Scorer	Opponent High Scorer	Duke High Rebounder	Opponent High Rebounder	Duke High Assists	Att.
N. 8	[4/-] DAVIDSON	W, 111-77	Parker & Hood (22)	Brooks (24)	Hood (9)	Brooks (7)	Cook (8)	9,314 #
N. 12	[4/5] ^ vs. Kansas	L, 94-83	Parker (27)	Ellis (24)	Parker (9)	Ellis (9)	Hood (5)	22,711 #
N. 15	[4/-] FLORIDA ATLANTIC	W, 97-64	Hood (28)	Bertone (17)	Parker (10)	Penn (9)	Cook (8)	9,314 #
N. 18	[6/-] > UNC ASHEVILLE	W, 91-55	Parker (21)	Hughes (16)	Parker (10)	Cunningham (6)	Cook (5)	9,314 #
N. 19	[6/-] > EAST CAROLINA	W, 83-74	Hood (30)	Williams (15)	Parker (9)	Campbell (8)	Cook (10)	9,314 #
N. 24	[6/-] VERMONT	W, 91-90	Parker (26)	Harold (24)	Parker (9)	Rugg (5)	Cook (8)	9,314 #
N. 27	[6/-] < vs. Alabama	W, 74-64	Parker (27)	Jacobs (18)	Parker (8)	Jacobs (7)	Sulaimon (5)	8,742
N. 29	[6/4] < vs. Arizona	L, 72-66	Hood (21)	Johnson (15)	Hood (8)	Tarczewski (9)	Cook & Thornton (3)	13,266
D. 3	[10/22] + MICHIGAN	W, 79-69	Cook (24)	LeVert (24)	Parker & Jefferson (6)	McGary (14)	Cook (9)	9,314 #
D. 16	[8/-] GARDNER-WEBB	W, 85-66	Parker (21)	Hill (22)	Jefferson (10)	Hill (9)	Cook (9)	9,314 #
D. 19	[8/-] ~ vs. UCLA	W, 80-63	Parker (23)	D. Wear (16)	Parker (10)	Anderson (10)	Cook & Parker (5)	15,410
D. 28	[9/-] EASTERN MICHIGAN	W, 82-59	Parker (23)	Talley (20)	Jefferson (14)	Ward & Bryant (6)	Cook (7)	9,314 #
D. 31	[7/-] % vs. Elon	W, 86-48	Dawkins (15)	Beaumont & Troutman (11)	Parker (10)	Koch & Troutman (7)	Cook (4)	9,717
J. 4	[7/-] at Notre Dame *	L, 79-77	Hood (27)	Atkins (19)	Jefferson (9)	Sherman & Connaughton (8)	Cook (4)	9,149
J. 7	[16/-] GEORGIA TECH *	W, 79-57	Hood (27)	Georges-Hunt (18)	Jefferson (10)	Miller (8)	Cook (5)	9,314 #
J. 11	[16/-] at Clemson *	L, 72-59	Hood (20)	McDaniels (24)	Parker (7)	Blossomgame (14)	Cook (7)	9,842 #
J. 13	[23/-] VIRGINIA *	W, 69-65	Sulaimon (21)	Brogdon (17)	Jefferson (15)	Mitchell (9)	four with (2)	9,314 #
J. 18	[23/-] NC STATE *	W, 95-60	Parker (23)	Warren (23)	Jefferson (8)	Warren (8)	Sulaimon (6)	9,314 #
J. 22	[18/-] at Miami *	W, 67-46	Parker (17)	Kirk (11)	Parker (15)	Jekiri (9)	Cook & Sulaimon (4)	7,972 #
J. 25	[18/-] FLORIDA STATE *	W, 78-56	Hood (18)	White (14)	Parker (14)	White (8)	four with (2)	9,314 #
J. 27	[17/18] at Pittsburgh *	W, 80-65	Parker (21)	Patterson (14)	Parker (11)	Zanna (11)	Cook (6)	12,944 #
F. 1	[17/2] at Syracuse *	L, 91-89 OT	Sulaimon (16)	Fair (28)	Parker (9)	Grant (12)	Sulaimon (6)	35,446 #
F. 4	[11/-] WAKE FOREST *	W, 83-63	Parker (21)	Thomas (14)	Parker (8)	Adala Moto (10)	Sulaimon & Thornton (5)	9,314 #
F. 8	[11/-] at Boston College *	W, 89-68	Parker (29)	Hanlan (25)	Parker (16)	Anderson (6)	Sulaimon & Thornton (6)	8,606 #
F. 15	[8/-] MARYLAND *	W, 69-67	Parker (23)	Layman (18)	Jefferson (12)	Smotrycz (8)	Thornton (3)	9,314 #
F. 18	[5/-] at Georgia Tech *	W, 68-51	Parker (16)	Carter, Jr. (13)	Parker (14)	Miller (9)	Thornton (5)	8,600 #
F. 20	[5/-] at North Carolina *	L, 74-66	Parker & Cook (17)	McDonald (21)	Parker (11)	McAdoo (10)	Cook (3)	21,750 #
F. 22	[5/1] SYRACUSE *	W, 66-60	Parker (19)	Grant (17)	Parker (10)	Moussa Keita (9)	Sulaimon (7)	9,314 #
F. 25	[6/-] VIRGINIA TECH *	W, 66-48	Hood (21)	Thompson (15)	Parker (12)	van Zegeren (8)	Thornton (7)	9,314 #
M. 5	[4/-] at Wake Forest *	L, 82-72	Parker (19)	Cavanaugh (20)	Parker (10)	Thomas (8)	Hood & Sulaimon (4)	12,036
M. 8	[4/14] NORTH CAROLINA *	W, 93-81	Parker (30)	Paige (24)	Parker (11)	Johnson (9)	Cook (6)	9,314 #
M. 14	[7/-] & vs. ⁶ Clemson	W, 63-62	Parker (18)	Hall (13)	Jefferson (13)	Nnoko (8)	Thornton (3)	21,533 #
M. 15	[7/-] & vs. ⁷ NC State	W, 75-67	Parker (20)	Warren (21)	Parker (8)	Freeman (9)	Cook & Hood (3)	21,533 #
M. 16	[7/6] & vs. ¹ Virginia	L, 63-72	Parker (23)	Brogdon (23)	Parker (8)	Mitchell (15)	Cook (6)	21,533 #
M. 21	[7/-] ! vs. ¹⁴ Mercer	L, 71-78	Cook (23)	Gollon (20)	Jefferson (11)	Gollon (5)	Hood (5)	16,988 #

SEASON IN REVIEW

Home games in BOLDFACE CAPS

* - indicates Atlantic Coast Conference game

[] - denotes Duke/opponent AP ranking at time of game

- denotes sellout crowd

^ - Champions Classic (United Center - Chicago)

> - NIT Season Tip-Off (Cameron Indoor Stadium - Durham, N.C.)

< - NIT Season Tip-Off (Madison Square Garden - New York)

+ - ACC/Big Ten Challenge

~ - CARQUEST Auto Parts Classic (Madison Square Garden - New York)

% - Greensboro Coliseum - Greensboro, N.C.

& - ACC Tournament (Greensboro Coliseum - Greensboro, N.C.)

! - NCAA Tournament Second Round (PNC Arena - Raleigh, N.C.)

2013-14 Duke Men's Basketball Attendance				Duke by the Numbers	
Site	Games	Total	Average		
Home	17	158,338	9,314	Total Games	2,876
Away	9	126,345	14,038	Seasons of Men's Basketball	109th
Neutral	9	151,433	16,826	ACC Championships	19 (last in 2011)
Totals	35	436,116	12,460	NCAA Tournament Appearances	38 (last in 2014)
				NIT Appearances	5
				20-Win Seasons	49
				30-Win Seasons	13
				Overtime Games	121 (66-55)
				Duke 100-Point Games	179 (174-5)

2013-14 Statistics

Overall Statistics (26-9)
Table with columns: #, Player, GP, GS, Min, MPG, FG, A, Pct, 3-PTS (FG, A, Pct), FT, A, Pct, REBOUNDS (OR, DR, TR, RPG), PF, DQ, Ast, TO, Blk, Stl, Pts, PPG. Includes a 'Score By Periods' sub-table.

ACC Overall Statistics (13-5)
Table with columns: #, Player, GP, GS, Min, MPG, FG, A, Pct, 3-PTS (FG, A, Pct), FT, A, Pct, REBOUNDS (OR, DR, TR, RPG), PF, DQ, Ast, TO, Blk, Stl, Pts, PPG. Includes a 'Score By Periods' sub-table.

SCORE BY PERIODS:
1st 2nd OT Total
Duke 669 685 11 1,365
Opponents 552 620 13 1,185

Miscellaneous Statistics
Games as Leading Scorer: Jabari Parker (22), Rodney Hood (9), Quinn Cook (3), Rasheed Sulaimon (2), Andre Dawkins (1)
Games as Leading Rebounder: Jabari Parker (24), Amile Jefferson (10), Rodney Hood (2)
Games Leading in Assists: Quinn Cook (22), Rasheed Sulaimon (10), Tyler Thornton (7), Rodney Hood (6), Amile Jefferson (2), Jabari Parker (1)
Double-Figure Scoring Games: Jabari Parker (33), Rodney Hood (30), Quinn Cook (19), Rasheed Sulaimon (19), Andre Dawkins (12), Amile Jefferson (7), Matt Jones (1), Semi Ojeleye (1)
30+ Point Games: Jabari Parker (1), Rodney Hood (1)
20+ Point Games: Jabari Parker (18), Rodney Hood (10), Quinn Cook (5), Rasheed Sulaimon (3), Andre Dawkins (2)
10+ Rebound Games: Jabari Parker (14), Amile Jefferson (8)
Double-Doubles: Jabari Parker (14), Amile Jefferson (2), Quinn Cook (1)
10+ Assist Games: Quinn Cook (1)
Dunks: Opponent (77), Duke (97)
Three-Point Plays: Opponent (39), Duke (49)
Charges Drawn: Opponent (17), Duke (27)
Notes: Jabari Parker (18), Amile Jefferson (11), Rodney Hood (6), Rasheed Sulaimon (6), Andre Dawkins (4), Quinn Cook (2), Tyler Thornton (2); Tyler Thornton (10), Josh Hairston (7), Amile Jefferson (3), Rodney Hood (2), Matt Jones (1), Rasheed Sulaimon (1), Quinn Cook (1), Andre Dawkins (1), Jabari Parker (1); Jabari Parker (61), Rodney Hood (13), Amile Jefferson (10), Marshall Plumlee (7), Josh Hairston (4), Andre Dawkins (2), Rasheed Sulaimon (1), Matt Jones (1)

SEASON IN REVIEW

[7/8] Duke 86, Elon 48
Game 13 • Dec. 31, 2013 • Greensboro, N.C.

Table with columns: Player, FG, 3FG, FT, REB, PF, TP, A, TO, B, S, Min. Includes totals and percentages for Duke (86) and Elon (48).

Additional statistics for Duke vs Elon game, including FG's, 3FG's, FT's, and Score by Periods.

Notre Dame 79, [7/8] Duke 77
Game 14 • Jan. 4, 2014 • South Bend, Ind.

Table with columns: Player, FG, 3FG, FT, REB, PF, TP, A, TO, B, S, Min. Includes totals and percentages for Notre Dame (79) and Duke (77).

Additional statistics for Notre Dame vs Duke game, including FG's, 3FG's, FT's, and Score by Periods.

[16/13] Duke 79, Georgia Tech 57
Game 15 • Jan. 7, 2014 • Durham, N.C.

Table with columns: Player, FG, 3FG, FT, REB, PF, TP, A, TO, B, S, Min. Includes totals and percentages for Duke (79) and Georgia Tech (57).

Additional statistics for Duke vs Georgia Tech game, including FG's, 3FG's, FT's, and Score by Periods.

Clemson 72, [16/13] Duke 59
Game 16 • Jan. 11, 2014 • Clemson, S.C.

Table with columns: Player, FG, 3FG, FT, REB, PF, TP, A, TO, B, S, Min. Includes totals and percentages for Clemson (72) and Duke (59).

Additional statistics for Clemson vs Duke game, including FG's, 3FG's, FT's, and Score by Periods.

[23/20] Duke 69, Virginia 65
Game 17 • Jan. 13, 2014 • Durham, N.C.

Table with columns: Player, FG, 3FG, FT, REB, PF, TP, A, TO, B, S, Min. Includes totals and percentages for Duke (69) and Virginia (65).

Additional statistics for Duke vs Virginia game, including FG's, 3FG's, FT's, and Score by Periods.

[23/20] Duke 95, NC State 60
Game 18 • Jan. 18, 2014 • Durham, N.C.

Table with columns: Player, FG, 3FG, FT, REB, PF, TP, A, TO, B, S, Min. Includes totals and percentages for Duke (95) and NC State (60).

Additional statistics for Duke vs NC State game, including FG's, 3FG's, FT's, and Score by Periods.

Clemson 72, [16/13] Duke 59
Game 16 • Jan. 11, 2014 • Clemson, S.C.

Table with columns: Player, FG, 3FG, FT, REB, PF, TP, A, TO, B, S, Min. Includes totals and percentages for Clemson (72) and Duke (59).

[23/20] Duke 69, Virginia 65
Game 17 • Jan. 13, 2014 • Durham, N.C.

Table with columns: Player, FG, 3FG, FT, REB, PF, TP, A, TO, B, S, Min. Includes totals and percentages for Duke (69) and Virginia (65).

[23/20] Duke 95, NC State 60
Game 18 • Jan. 18, 2014 • Durham, N.C.

Table with columns: Player, FG, 3FG, FT, REB, PF, TP, A, TO, B, S, Min. Includes totals and percentages for Duke (95) and NC State (60).

SEASON IN REVIEW

DUKE TRADITION

The Duke Tradition	80
Individual Honors	81-84
NCAA Tournament Results	85-86
NCAA Tournament Breakdown	86
NCAA Tournament Records	87-88
1991 NCAA Champions	89
1992 NCAA Champions	90
2001 NCAA Champions	91
2010 NCAA Champions	92
ACC Tournament Results	93-94
ACC Tournament Records	95-97
In-Season Tournament Results	98-99
Final Polls	100-105
Retired Jerseys	106-112
All-Time Jersey Numbers	113
Lettermen	114-115
Duke in the NBA	116-118
International Hoops	119-120

The Duke Basketball Tradition

Duke University's love affair with the sport of basketball dates back to the very first collegiate game played in the state of North Carolina on March 2, 1906, when Duke was still Trinity College. Although Trinity lost that initial game to Wake Forest by a 24-10 score, it wasn't long before the sport caught on and won respect throughout campus.

The father of the sport was Wilbur Wade "Cap" Card. A 1900 Trinity graduate, Card went to Harvard for postgraduate work and then returned to his alma mater and introduced the sport in the spring of 1906.

It was greeted with enthusiasm by the school paper, The Chronicle. In a front page story on Jan. 30, 1906, The Chronicle reported the anticipated arrival of a new sport.

"It is well-nigh a certainty that Trinity is to have another game added to her list of athletic sports in the near future. The game in question is basket ball, one of the most fascinating and most intensely interesting indoor sports known today.

"Anyone witnessing it will never forget it. The play is extremely fast and vigorous, yet open enough for an onlooker to follow the movement of the ball and the players."

The assessment still holds true over 100 years later.

H.E. Spence, a reserve player in the first game, gave it the following critique. "It was easy to explain the small scores. First of all, the game was very much slower. The ball was tossed up at the center at the beginning of each quarter as well as the beginning of the game and the half. It was also thrown up after each point scored.

"Then, too, it was very difficult to throw goals when your guard was tattooing your ribs with his elbow, bumping you with his hip, stepping on your toe, or grabbing you by the belt."

Card's second season produced a winning record, and his fourth team went 8-1.

For the next decade-and-a-half, basketball at Trinity/Duke witnessed a constant changing of the guard, with no less than 10 different coaches handling the team from 1913 until 1928.

While basketball in North Carolina may have started at Trinity College in 1906, the real birth of the game came 20 years later on the day Eddie Cameron accepted a position at Duke.

Cameron not only became the winningest basketball coach in school history, and an extremely successful football replacement as well, he became Duke athletics.



Cameron and his troops entered the Southern Conference and advanced all the way to the tournament finale in the school's first year in the league. That success has continued throughout the years with the likes of Gerry Gerard, Harold Bradley, Vic Bubas, Bill Foster, and finally Mike Krzyzewski guiding one of the most prestigious programs in all of college athletics.

Duke has never experienced more than three losing seasons in succession and currently owns a streak of 86 consecutive years of 10 wins or more. The Blue Devils have won 20 or more games 48 times and 30 or more contests 13 times in school history. Now through 109 seasons of play, Duke has collected the fourth-highest win total in college basketball history with 2,027 victories to its credit.

Individually, nine Blue Devils have earned National Player of the Year honors (11 times), six have been chosen National Defensive Player of the Year (nine times), 40 have been named All-America and 12 have been selected ACC Player of the Year.

In 2006, Duke's J.J. Redick earned National Player of the Year recognition by the *Associated Press*, *Wooden*, *Naismith*, *Rupp*, *NABC*, *USBWA*, *Basketball Times* and *The Sporting News*. Redick became a repeat National Player of the Year — the eighth in college basketball history — after winning the Rupp Award as a junior in 2005. After becoming the ACC's all-time leading scorer and earning All-America recognition for the second consecutive year, Redick went on to win the Sullivan Award as the nation's top amateur athlete as a senior. First team All-American Shelden Williams was named National Defensive Player of the Year for the second consecutive season in 2005-06.

Duke's Jason Williams was the seventh player in history to repeat as National Player of the Year (2001-02). In 2001, Shane Battier and Williams became the first teammates to share National Player of the Year honors by the major outlets. Battier joined UNLV's Stacey Augmon and Wake Forest's Tim Duncan as the only three-time winners of the NABC National Defensive Player of the Year award.

NCAA All-Time Victory List

No.	School	Season	Yrs.	Won	Lost	Tied	Pct.
1.	Kentucky	1903	111	2,140	672	1	.761
2.	Kansas	1899	116	2,126	822	0	.721
3.	North Carolina	1911	104	2,114	755	0	.737
4.	► Duke	1906	109	2,027	849	0	.705
5.	Syracuse	1901	111	1,902	838	0	.694
6.	Temple	1895	118	1,823	1,014	0	.643
7.	UCLA	1920	95	1,781	788	0	.693
8.	St. John's (N.Y.)	1908	107	1,774	944	0	.653
9.	Notre Dame	1898	109	1,763	966	1	.646
10.	Indiana	1901	114	1,736	981	0	.639
11.	Louisville	1912	100	1,728	875	0	.664
12.	Pennsylvania	1897	113	1,714	1,040	2	.622
13.	Brigham Young	1903	112	1,713	1,038	0	.623
14.	Illinois	1906	109	1,710	925	0	.649
15.	Utah	1909	106	1,706	948	0	.643
16.	Washington	1896	112	1,700	1,110	0	.605
17.	Texas	1906	108	1,699	1,005	0	.628
	Western Kentucky	1915	95	1,699	856	0	.664
19.	Arizona	1905	109	1,678	905	1	.650
20.	Cincinnati	1902	113	1,673	970	0	.633
	Purdue	1897	116	1,673	989	0	.628
22.	Oregon State	1902	113	1,670	1,267	0	.569
23.	Princeton	1901	114	1,657	1,034	0	.616
24.	West Virginia	1904	105	1,651	1,040	0	.614
25.	NC State	1913	102	1,639	994	0	.622

Three-Time First Team All-Conference

Corren Youmans	1948-50
Art Heyman	1961-63
Jeff Mullins	1962-64
Bob Verga	1965-67
Mike Gminski	1978-80
Trajan Langdon	1997-99

ACC Player of the Year

Art Heyman	1963
Jeff Mullins	1964
Steve Vacendak	1966
Mike Gminski	1979
Danny Ferry	1988
Danny Ferry	1989
Christian Laettner	1992
Grant Hill	1994
Elton Brand	1999
Chris Carrawell	2000
Shane Battier	2001
J.J. Redick	2005
J.J. Redick	2006
Nolan Smith	2011

ACC Defensive Player of the Year

Shelden Williams	2005
Shelden Williams	2006
DeMarcus Nelson	2008

ACC Coach of the Year

Harold Bradley	1959
Vic Bubas	1963
Vic Bubas	1964
Vic Bubas	1966
Bill Foster	1978
► Mike Krzyzewski	1984
► Mike Krzyzewski	1986
► Mike Krzyzewski	1997
► Mike Krzyzewski	1999
► Mike Krzyzewski	2000

ACC Rookie of the Year

Jim Spanarkel	1976
Mike Gminski	1977
Gene Banks	1978
Chris Duhon	2001
Kyle Singler	2008
Austin Rivers	2012
Jabari Parker	2014

ACC Tournament MVP

Doug Kistler	1960
Art Heyman	1963
Jeff Mullins	1964
Steve Vacendak	1966
Jim Spanarkel	1978
Johnny Dawkins	1986
Danny Ferry	1988
Christian Laettner	1992
Elton Brand	1999
Jason Williams	2000
Shane Battier	2001
Carlos Boozer	2002
Daniel Ewing	2003
J.J. Redick	2005
J.J. Redick	2006
Jon Scheyer	2009
Kyle Singler	2010
Nolan Smith	2011

ACC All-Tournament

Rudy D'Emilio (2nd)	1954
Bernie Janicki (2nd)	1954
Ronnie Mayer (1st)	1955
Joe Belmont (2nd)	1955
Ronnie Mayer (2nd)	1956
Bucky Allen (2nd)	1958
Bobby Joe Harris (2nd)	1958
Bob Vernon (2nd)	1958
Howard Hurt (2nd)	1959
Carroll Youngkin (2nd)	1959
Howard Hurt (1st)	1960
Doug Kistler (1st)	1960
John Frye (2nd)	1960
Carroll Youngkin (2nd)	1960

John Frye (1st)	1961
Art Heyman (1st)	1961
Carroll Youngkin (2nd)	1961
Art Heyman (1st)	1962
Jeff Mullins (1st)	1962
Art Heyman (1st)	1963
Jeff Mullins (1st)	1963
Jay Buckley (2nd)	1963
Buzzy Harrison (2nd)	1963
Jay Buckley (1st)	1964
Jeff Mullins (1st)	1964
Danny Ferguson (2nd)	1964
Hack Tison (2nd)	1964
Steve Vacendak (1st)	1965
Bob Verga (1st)	1965
Jack Marin (2nd)	1965
Mike Lewis (1st)	1966
Steve Vacendak (1st)	1966
Bob Verga (1st)	1966
Jack Marin (2nd)	1966
Bob Riedy (2nd)	1966
Bob Verga (1st)	1967
Mike Lewis (2nd)	1967
Mike Lewis (2nd)	1968
Dick DeVenzio (1st)	1969
Steve Vandenberg (1st)	1969
Dave Golden (2nd)	1969
Gary Melchionni (2nd)	1972
Tate Armstrong (1st)	1976
Mike Gminski (2nd)	1977
Jim Spanarkel (2nd)	1977
Gene Banks (1st)	1978
Mike Gminski (1st)	1978
Jim Spanarkel (1st)	1978
Kenny Dennard (2nd)	1978
Mike Gminski (1st)	1979
Jim Spanarkel (1st)	1979
Gene Banks (1st)	1980
Mike Gminski (1st)	1980
Vince Taylor (2nd)	1980
Mark Alarie (1st)	1984
Johnny Dawkins (1st)	1984
Johnny Dawkins (1st)	1985
Jay Bilas (2nd)	1985
Mark Alarie (1st)	1986
Johnny Dawkins (1st)	1986
David Henderson (1st)	1986
Robert Brickley (1st)	1988
Danny Ferry (1st)	1988
Quin Snyder (2nd)	1988
Danny Ferry (1st)	1989
Phil Henderson (1st)	1989
Christian Laettner (2nd)	1989
Phil Henderson (1st)	1990
Christian Laettner (2nd)	1990
Christian Laettner (1st)	1991
Grant Hill (2nd)	1991
Greg Koubek (2nd)	1991
Brian Davis (1st)	1992
Bobby Hurley (1st)	1992
Christian Laettner (1st)	1992
Grant Hill (2nd)	1992
Grant Hill (2nd)	1994
Cherokee Parks (2nd)	1994
Trajan Langdon (1st)	1998
Roshown McLeod (1st)	1998
Chris Carrawell (2nd)	1998
William Avery (1st)	1999
Elton Brand (1st)	1999
Shane Battier (2nd)	1999
Corey Maggette (2nd)	1999
Shane Battier (1st)	2000
Chris Carrawell (1st)	2000
Jason Williams (1st)	2000
Carlos Boozer (2nd)	2000
Mike Dunleavy (2nd)	2000
Nate James (2nd)	2000
Shane Battier (1st)	2001
Mike Dunleavy (1st)	2001
Jason Williams (1st)	2001
Nate James (2nd)	2001
Carlos Boozer (1st)	2002
Mike Dunleavy (1st)	2002
Jason Williams (1st)	2002
Chris Duhon (2nd)	2002

Daniel Ewing (1st)	2003
Dahntay Jones (2nd)	2003
J.J. Redick (2nd)	2003
Chris Duhon (1st)	2004
Daniel Ewing (1st)	2004
Shelden Williams (1st)	2004
Luol Deng (2nd)	2004
Daniel Ewing (1st)	2005
J.J. Redick (1st)	2005
Shelden Williams (1st)	2005
J.J. Redick (1st)	2006
Shelden Williams (1st)	2006
Josh McRoberts (2nd)	2006
Greg Paulus (2nd)	2006
Gerald Henderson (1st)	2009
Jon Scheyer (1st)	2009
Kyle Singler (1st)	2009
Jon Scheyer (1st)	2010
Nolan Smith (1st)	2010
Kyle Singler (1st)	2010
Kyle Singler (1st)	2011
Nolan Smith (1st)	2011
Seth Curry (2nd)	2011
Miles Plumlee (2nd)	2011
Austin Rivers (2nd)	2012
Rodney Hood (2nd)	2014
► Amile Jefferson (2nd)	2014
Jabari Parker (1st)	2014

All-ACC Academic Basketball Team

Since 1962-63, the ACC has named an All-ACC Academic team. To be eligible, a student-athlete must have played in a minimum of one varsity contest during the season and have a 3.0 GPA.

Jay Buckley	1963
Buzzy Harrison	1963
Jay Buckley	1964
Buzzy Harrison	1964
Denny Fuerguson	1965
Jack Marin	1966
Dick DeVenzio	1969
Rick Katherman	1969
Dick DeVenzio	1970
Rick Katherman	1970
Dick DeVenzio	1971
Gary Melchionni	1972
Bob Fleischer	1974
Bob Fleischer	1975
Terry Chili	1976
Steve Gray	1977
Mike Gminski	1978
Jim Spanarkel	1978
Mike Gminski	1979
Jim Spanarkel	1979
Bob Bender	1980
Mike Gminski	1980
Chip Engelland	1983
Mark Alarie	1986
Quin Snyder	1987
Quin Snyder	1988
Danny Ferry	1989
Quin Snyder	1989
Bill McCaffrey	1991
Thomas Hill	1993
Antonio Lang	1993
Chris Collins	1995
Erik Meek	1995
Steve Wojciechowski	1995
Matt Christensen	1996
Taymon Domzalski	1996
Todd Singleton	1996
Jeff Capel	1997
Trajan Langdon	1997
Carmen Wallace	1997
Jon Scheyer	1997
Steve Wojciechowski	1997
Shane Battier	1998
Mike Chappell	1998
Taymon Domzalski	1998
Trajan Langdon	1998
Taymon Domzalski	1999
Trajan Langdon	1999
Shane Battier	2000
Mike Dunleavy	2000

Shane Battier	2001
Matt Christensen	2001
Mike Dunleavy	2001
Mike Dunleavy	2002
Dahntay Jones	2002
Jason Williams	2002
Nick Horvath	2003
Chris Duhon	2004
Nick Horvath	2004
Lee Melchionni	2005
J.J. Redick	2005
Greg Paulus	2006
Martynas Pocius	2006
Martynas Pocius	2007
Greg Paulus	2008
Brian Zoubek	2008
Greg Paulus	2009
Brian Zoubek	2009
Ryan Kelly	2010
Brian Zoubek	2010
Ryan Kelly	2011
Mason Plumlee	2011
Kyle Singler	2011
Michael Gbinije	2012
Mason Plumlee	2012
► Amile Jefferson	2013
Ryan Kelly	2013
Mason Plumlee	2013
► Rasheed Sulaimon	2013
Rodney Hood	2014
► Amile Jefferson	2014
Jabari Parker	2014

ACC All-Defensive Team

Steve Wojciechowski (c)	1997
Shane Battier (c)	1998
Steve Wojciechowski (c)	1998
Chris Carrawell (c)	1999
Shane Battier (m, c)	1999
Chris Carrawell (m, c)	2000
Shane Battier (m, c)	2000
Nate James (c)	2001
Shane Battier (m, c)	2001
Mike Dunleavy (m)	2002
Chris Duhon (m, c)	2002
Dahntay Jones (c)	2002
Dahntay Jones (m, c)	2003
Chris Duhon (m, c)	2004
Shelden Williams (m, c)	2004
Shelden Williams (m, c)	2005
Shelden Williams (m, c)	2006
Josh McRoberts (m)	2007
DeMarcus Nelson (c)	2007
DeMarcus Nelson (m, c)	2008
Gerald Henderson (m, c)	2009
Lance Thomas (m, c)	2010
Nolan Smith (m, c)	2011
Mason Plumlee (c)	2013

m - media; c - coaches

All-ACC Freshman Team

Chris Collins	1993
Taymon Domzalski	1996
Chris Carrawell	1997
Shane Battier	1998
Corey Maggette	1999
Jason Williams	2000
Carlos Boozer	2000
Chris Duhon	2001
J.J. Redick	2003
Luol Deng	2004
DeMarcus Nelson	2005
Greg Paulus	2006
Josh McRoberts	2006
Jon Scheyer	2007
Kyle Singler	2008
Austin Rivers	2012
► Rasheed Sulaimon (m, c)	2013
Jabari Parker (m, c)	2014

m - media; c - coaches

* The ACC began announcing a coaches all-conference team in 2013.

TRADITION

All-NCAA Final Four Team

* Art Heyman	1963
Jeff Mullins	1964
Jack Marin	1966
Mike Gminski	1978
Jim Spanarkel	1978
Mark Alarie	1986
Tommy Amaker	1986
Johnny Dawkins	1986
Danny Ferry	1989
Phil Henderson	1990
Bobby Hurley	1991
* Christian Laettner	1991
Billy McCaffrey	1991
Grant Hill	1992
* Bobby Hurley	1992
Christian Laettner	1992
Grant Hill	1994
Antonio Lang	1994
Elton Brand	1999
Trajan Langdon	1999
* Shane Battier	2001
Mike Dunleavy	2001
Jason Williams	2001
* Kyle Singler	2010
Nolan Smith	2010
Jon Scheyer	2010

* - Named Most Valuable Player

All-East Regional

Art Heyman	1963
Jeff Mullins	1963
*Jeff Mullins	1964
Steve Vacendak	1964
Jack Marin	1966
Steve Vacendak	1966
*Bob Verga	1966
Gene Banks	1978
Mike Gminski	1978
*Jim Spanarkel	1978
Mark Alarie	1986
*Johnny Dawkins	1986
*Danny Ferry	1988
Billy King	1988
Kevin Strickland	1988
*Danny Ferry	1989
Phil Henderson	1989
Christian Laettner	1989
Alaa Abdalnaby	1990
Phil Henderson	1990
*Christian Laettner	1990
Bobby Hurley	1992
*Christian Laettner	1992
William Avery	1999
Elton Brand	1999
*Trajan Langdon	1999
Shane Battier	2000
Shane Battier	2001
*Jason Williams	2001

* - Named Most Valuable Player

All-South Regional

Mike Gminski	1980
Jeff Capel	1994
* Grant Hill	1994
Cherokee Parks	1994
Trajan Langdon	1998
Roshown McLeod	1998
* Luol Deng	2004
Shelden Williams	2004
* Nolan Smith	2010
Jon Scheyer	2010

* - Named Most Valuable Player

All-Midwest Regional

Tommy Amaker	1987
Thomas Hill	1991
* Bobby Hurley	1991
Christian Laettner	1991
Seth Curry	2013
Mason Plumlee	2013

* - Named Most Outstanding Player

All-National Invitation Tournament

Randy Denton	1971
--------------	------

Battle 4 Atlantis All-Tournament

► * Quinn Cook	2012
Mason Plumlee	2012

* - Named Most Valuable Player

CBE Classic All-Tournament

DeMarcus Nelson	2006
* Kyrie Irving	2010
Mason Plumlee	2010

* - Named Most Valuable Player

Coaches vs. Cancer All-Tournament

Chris Carrawell	1999
* Kyle Singler	2008
Gerald Henderson	2008

* - Named Most Valuable Player

Great Alaskan Shootout All-Tournament

Chris Collins	1995
Jeff Capel	1995
Ricky Price	1995
* William Avery	1998
Trajan Langdon	1998
Elton Brand	1998
Chris Duhon	2003
Luol Deng	2003

* - Named Most Valuable Player

NIT Season Tipoff All-Tournament

Mark Alarie	1985
Johnny Dawkins	1985
David Henderson	1985
Trajan Langdon	1996
* Carlos Boozer	2000
Jason Williams	2000
J.J. Redick	2005
* Shelden Williams	2005
Jon Scheyer	2009
* Nolan Smith	2009
Rodney Hood	2013
Jabari Parker	2013

* - Named Most Valuable Player

Maui Invitational All-Tournament

* Bobby Hurley	1992
* Steve Wojciechowski	1997
* Mike Dunleavy	2001
Jason Williams	2001
DeMarcus Nelson	2007
* Kyle Singler	2007
Austin Rivers	2011
* Ryan Kelly	2011

* - Named Most Valuable Player

All-Tournament Teams Began in 2000

Swett-Baylin Award

Given to the most valuable player as selected by the team. Set up by Dr. George Baylin in memory of Dr. and Mrs. Francis Swett. Dr. Swett was a Duke faculty member and ardent basketball fan.

Dick Groat	1952
Rudy D'Emilio	1953
Bernie Janicki	1954
Ronnie Mayer	1955
Joe Belmont	1956
Bobby Joe Harris	1957
Paul Schmidt	1958
Howard Hurt	1959
Doug Kistler	1960
Art Heyman	1961
Art Heyman	1962
Art Heyman	1963
Jeff Mullins	1964
Denny Ferguson	1965
Jack Marin	1966
Steve Vacendak	1966
Bob Verga	1967
Mike Lewis	1968
Fred Lind	1969
Randy Denton	1970
Randy Denton	1971
Alan Shaw	1972
Gary Melchionni	1973
Bob Fleischer	1974
Bob Fleischer	1975
Tate Armstrong	1976
Tate Armstrong	1977
Jim Spanarkel	1977
Gene Banks	1978
Mike Gminski	1978
Jim Spanarkel	1978
Mike Gminski	1979
Jim Spanarkel	1979
Gene Banks	1980
Mike Gminski	1980
Gene Banks	1981
Kenny Dennard	1981
Vince Taylor	1982
Johnny Dawkins	1983
Mark Alarie	1984
Johnny Dawkins	1984
Johnny Dawkins	1985
Johnny Dawkins	1986
Tommy Amaker	1987
Danny Ferry	1987
Danny Ferry	1988
Danny Ferry	1989
Phil Henderson	1990
Christian Laettner	1990
Bobby Hurley	1991
Christian Laettner	1991
Bobby Hurley	1992
Christian Laettner	1992
Bobby Hurley	1993
Grant Hill	1994
Erik Meek	1995
Cherokee Parks	1995
Chris Collins	1996
Steve Wojciechowski	1997
Roshown McLeod	1998
Elton Brand	1999
Trajan Langdon	1999
Shane Battier	2000
Chris Carrawell	2000
Shane Battier	2001
Jason Williams	2001
Jason Williams	2002
Mike Dunleavy	2002
Dahntay Jones	2003
Chris Duhon	2004
Daniel Ewing	2005
J.J. Redick	2005
Shelden Williams	2005
J.J. Redick	2006
Shelden Williams	2006
Josh McRoberts	2007
DeMarcus Nelson	2007
DeMarcus Nelson	2008

Gerald Henderson	2009
Jon Scheyer	2009
Kyle Singler	2009
Jon Scheyer	2010
Kyle Singler	2010
Nolan Smith	2010
Lance Thomas	2010
Brian Zoubek	2010
Kyle Singler	2011
Nolan Smith	2011
Seth Curry	2013
Ryan Kelly	2013
Mason Plumlee	2013
Jabari Parker	2014

Glenn E. "Ted" Mann Jr. Award

Presented by Kappa Sigma fraternity to the player voted by his teammates as contributing the most to team morale. The award is dedicated to the memory of Ted Mann Jr., a member of the Duke basketball team who died in a swimming accident on September 12, 1964, just prior to his senior year at Duke.

Ron Herbster	1965
Jim Liccardo	1966
Stuart McKaig	1967
Tim Kolodziej	1968
Steve Vandenberg	1969
Don Blackman	1970
Alan Shaw	1971
Pat Doughty	1972
Pete Kramer	1973
Terry Chilli	1974
Terry Chilli	1975
Dave O'Connell	1976
Scott Goetsch	1977
Bruce Bell	1978
Scott Goetsch	1979
Jim Corrigan	1980
Jim Suddath	1981
Todd Anderson	1982
Mike Tissaw	1983
Richard Ford	1984
Todd Anderson	1985
Billy King	1986
Robert Brickey	1987
John Smith	1988
John Smith	1989
Brian Davis	1990
Brian Davis	1991
Antonio Lang	1992
Marty Clark	1993
Marty Clark	1994
Steve Wojciechowski	1995
Steve Wojciechowski	1996
Justin Caldbeck	1997
Jay Heaps	1997
Todd Singleton	1997
Todd Singleton	1998
Nate James	1999
Mike Dunleavy	2000
Dahntay Jones	2001
J.D. Simpson	2001
Daniel Ewing	2002
Andre Buckner	2003
Sean Dockery	2004
Lee Melchionni	2005
Patrick Johnson	2006
David McClure	2007
Jon Scheyer	2008
Elliot Williams	2009
Miles Plumlee	2010
Tyler Thornton	2011
Josh Hairston	2012
Tyler Thornton	2013
Tyler Thornton	2014

TRADITION

The Pagliuca Family Coaches' Award

Presented to the player exemplifying the commitment and values of Duke Basketball while displaying overall improvement as selected by the coaching staff

Ricky Price	1998
Chris Carrawell	1999
Nate James	2000
Nate James	2001
Matt Christensen	2002
Daniel Ewing	2003
Nick Horvath	2004
Patrick Davidson	2005
Patrick Johnson	2005
Ross Perkins	2006
Joe Pagliuca	2007
Gerald Henderson	2008
Lance Thomas	2009
Nolan Smith	2010
Ryan Kelly	2011
Tyler Thornton	2012
Seth Curry	2013
Rodney Hood	2014

Dr. Deryl Hart Award

Presented to the team's top scholar-athlete.

Terry Chili	1976
Rick Mainwaring	1977
Steve Gray	1978
Mike Gminski	1979
Mike Gminski	1980
Jim Suddath	1981
Chip Engelland	1982
Chip Engelland	1983
Jay Bryan	1984
Jay Bryan	1985
Mark Alarie	1986
Quin Snyder	1987
Quin Snyder	1988
Quin Snyder	1989
Crawford Palmer	1990
Crawford Palmer	1991
Bobby Hurley	1992
Thomas Hill	1993
Antonio Lang	1994
Erik Meek	1995
Trajan Langdon	1996
Taymon Domzalski	1997
Trajan Langdon	1998
Shane Battier	1999
Shane Battier	2000
Shane Battier	2001
Matt Christensen	2002
Nick Horvath	2003
Nick Horvath	2004
Joe Pagliuca	2005
Joe Pagliuca	2006
Joe Pagliuca	2007
Greg Paulus	2008
Greg Paulus	2009
Brian Zoubek	2010
Mason Plumlee	2011
Mason Plumlee	2012
Mason Plumlee	2013
►Amile Jefferson	2014

True Blue Award

Presented to the player who takes the most charges in a season.

David Henderson	1984
Dan Meagher	1985
Billy King	1986
Billy King	1987
Billy King	1988
Danny Ferry	1989
Bobby Hurley	1990
Brian Davis	1991
Brian Davis	1992
Bobby Hurley	1993
Cherokee Parks	1994
Eric Meek	1995
Greg Newton	1996

Carmen Wallace	1997
Steve Wojciechowski	1997
Shane Battier	1998
Shane Battier	1999
Shane Battier	2000
Shane Battier	2001
Mike Dunleavy	2002
Dahntay Jones	2003
Shavlik Randolph	2004
Shavlik Randolph	2005
J.J. Redick	2006
Greg Paulus	2007
Kyle Singler	2008
Gerald Henderson	2009
Brian Zoubek	2010
Lance Thomas	2010
Ryan Kelly	2011
Ryan Kelly	2012
Josh Hairston	2013
Tyler Thornton	2014

Best Defensive Player Award

Steve Wojciechowski	1997
Shane Battier	1998
Steve Wojciechowski	1998
Shane Battier	1999
Chris Carrawell	1999
Shane Battier	2000
Chris Carrawell	2000
Shane Battier	2001
Chris Duhon	2001
Dahntay Jones	2002
Casey Sanders	2003
Chris Duhon	2004
Shelden Williams	2005
Shelden Williams	2006
DeMarcus Nelson	2007
DeMarcus Nelson	2008
Gerald Henderson	2009
Kyle Singler	2010
Lance Thomas	2010
Kyle Singler	2011
Tyler Thornton	2012
Ryan Kelly	2013
Rodney Hood	2014

Bill Krzyzewski Captains' Award

Presented to the team captains.

Jeff Capel	1997
Greg Newton	1997
Carmen Wallace	1997
Trajan Langdon	1998
Roshown McLeod	1998
Steve Wojciechowski	1998
Trajan Langdon	1999
Shane Battier	2000
Chris Carrawell	2000
Nate James	2000
Shane Battier	2001
Nate James	2001
J.D. Simpson	2001
Carlos Boozer	2002
Mike Dunleavy	2002
Jason Williams	2002
Chris Duhon	2003
Nick Horvath	2003
Dahntay Jones	2003
Chris Duhon	2004
Daniel Ewing	2004
Nick Horvath	2004
Daniel Ewing	2005
Reggie Love	2005
J.J. Redick	2005
Sean Dockery	2006
Lee Melchionni	2006
J.J. Redick	2006
Shelden Williams	2006
Josh McRoberts	2007
DeMarcus Nelson	2007
Greg Paulus	2007
DeMarcus Nelson	2008

Gerald Henderson	2009
Greg Paulus	2009
Jon Scheyer	2009
Jon Scheyer	2010
Lance Thomas	2010
Nolan Smith	2011
Kyle Singler	2011
Miles Plumlee	2012
Seth Curry	2013
Ryan Kelly	2013
Mason Plumlee	2013
Josh Hairston	2014
Rodney Hood	2014
Tyler Thornton	2014

Gopal Varadhan Senior Manager Award

Presented to the team's top upperclassman manager.

Kirsten Green	1997
Lee Rashman	1997
Luci Pitzer	1998
Glenn Toomayan	1999
Josh Berger	2000
Kenny King	2000
Kevin Marchetti	2000
Anne Wilson	2000
Wynter Galindez	2001
Lisa Kalich	2001
Shaun Rogers	2002
Nick Arison	2003
Max Perkins	2004
Brian DeStefano	2005
Mike Egan	2005
Josh Makaron	2005
Mike Morrell	2005
Charlie Rohlf	2005
Thayer Swallen	2005
Amanda Green	2006
Kevin Cullen	2007
Chris Lauten	2007
Scott Naturman	2007
Chris Lauten	2008
Joey McMahon	2009
Griffin Tormey	2009
Eric Skeffington	2010
Sarah Helfer	2011
Pat Thompson	2011
John McGinty	2012
Kyle Mumma	2012
Kate Wheelock	2012
John McGinty	2013
Kyle Mumma	2013
Kate Wheelock	2013
Scott Lamson	2014
Jamie Stark	2014

NCAA Tournament Results

Round	Date	Site	Opponent	W/L	Score	DU High
2012 • South Regional Seed: #2						
Second Round	3/16	Greensboro, N.C.	Lehigh ^{15S}	L	70-75	19 - two players

2013 • Midwest Regional Seed: #2

Second Round	3/22	Philadelphia, Pa.	Albany ^{15MW}	W	73-61	26 - Curry
Third Round	3/24	Philadelphia, Pa.	Creighton ^{15MW}	W	66-50	21 - Sulaimon
Reg. Semifinal	3/29	Indianapolis, Ind.	Michigan State ^{3MW}	W	71-61	29 - Curry
Reg. Final	3/31	Indianapolis, Ind.	Louisville ^{15MW}	L	63-85	17 - Plumlee

2014 • Midwest Regional Seed: #2

Second Round	3/21	Raleigh, N.C.	Mercer ^{15MW}	L	71-78	23 - Cook
--------------	------	---------------	------------------------	---	-------	-----------

NCAA Tournament Breakdown

Duke vs. Opponents in the NCAA Tournament

Alabama State	1-0	Mississippi Valley State	1-0
Albany	1-0	Missouri	1-0
Arizona	1-1	Monmouth	1-0
Arkansas	1-1	Murray State	1-0
Arkansas Pine-Bluff	1-0	Navy	1-0
Baylor	1-0	Nevada-Las Vegas	1-1
Belmont	1-0	New York	1-1
Binghamton	1-0	Notre Dame	2-0
Boston College	0-1	Oklahoma State	1-0
Boston University	1-0	Old Dominion	1-0
Butler	1-0	Oregon State	1-0
California	1-1	Pennsylvania	2-0
Campbell	1-0	Pepperdine	1-0
Central Michigan	1-0	Princeton	1-0
Colorado State	1-0	Providence	0-1
Connecticut	3-2	Purdue	2-1
Creighton	1-0	Radford	1-0
Delaware State	1-0	Rhode Island	2-0
DePaul	1-0	Richmond	1-0
Eastern Michigan	0-1	St. John's	2-1
Florida	1-1	St. Joseph's	3-0
Florida A&M	1-0	Seton Hall	2-1
Georgetown	1-0	S.C. State	1-0
George Washington	1-0	Southern	1-0
Hampton	1-0	Southern Cal	1-0
Illinois	1-0	Southern Illinois	1-0
Indiana	1-2	SMU	1-0
Iowa	2-0	SW Missouri State	1-0
Kansas	3-2	Syracuse	2-0
Kentucky	2-3	Temple	2-0
Lamar	1-0	Texas	1-0
Lehigh	0-1	Texas A&M	1-0
Louisiana-Monroe	1-0	Texas Southern	1-0
Louisiana State	0-1	Tulsa	1-0
Louisville	0-2	UCLA	2-1
Loyola (Ill.)	0-1	Utah	1-0
Marquette	1-0	VCU	0-1
Maryland	1-0	Villanova	2-2
Mercer	0-1	Washington	0-1
Michigan	3-0	West Virginia	2-1
Michigan State	3-1	Winthrop	1-0
Minnesota	1-0	Xavier	2-0
Mississippi State	1-0		

Duke vs. Conferences in the NCAA Tournament

America East	3-0	Mid-American	1-1
Atlantic Coast	1-0	Mideastern	4-0
Atlantic 10	7-0	Missouri Valley	3-0
A-Sun	1-1	Mountain West	1-0
Big East	10-8	Northeast	1-0
Big Eight	2-1	Ohio Valley	1-0
Big South	3-0	Patriot	0-1
Big Ten	13-4	Pacific 12	6-4
Big 12	5-1	Southeastern	5-6
Big West	1-1	Southwest	3-0
Oregon State	2-1	Southwestern Athletic	5-0
East Coast	3-0	Sun Belt	1-0
ECAC	1-0	West Coast	1-0
Great Midwest	1-0	Western Athletic	2-0
Horizon League	2-0	Yankee	1-0
Independents	6-4		
Ivy League	3-0		
Metro	0-1		

Note: Conference based on what league opponent was in at the time of the game

Duke Record by State in the NCAA Tournament

California	0-2	New Jersey	10-0
Colorado	1-1	New York	1-3
District of Columbia	1-1	North Carolina	32-6
Florida	6-2	Ohio	0-1
Georgia	4-1	Pennsylvania	6-0
Illinois	1-1	Rhode Island	2-0
Indiana	8-2	South Carolina	2-0
Kentucky	4-3	Tennessee	2-0
Maryland	3-1	Texas	4-4
Michigan	2-0	Utah	2-0
Minnesota	6-0	Washington	0-2
Missouri	2-3		

Duke in the NCAA Tournament

NCAA Tournament Appearances	38
National Championships	4
Championship Game Appearances	10
Final Four Appearances	15
Elite Eight Appearances	19
Sweet 16 Appearances	27
Times Advanced in NCAA Tournament	31
Overall NCAA Tournament Record	99-34 (.744)

As a Participant (includes Final Four games)

Out of East Region	54-14 (.794)
Out of South Region*	19-6 (.760)
Out of Southeast Region	6-3 (.667)
Out of Midwest Region	2-1 (.667)
Out of West Region	13-5 (.722)
Out of West Region	5-5 (.500)

* - will consider the 2004/2006 Atlanta Region and the 2005 Austin Region the South Region

By Decade

1950-59	0-1 (.000)
1960-69	11-4 (.733)
1970-79	4-2 (.667)
1980-89	18-7 (.720)
1990-99	32-7 (.821)
2000-09	23-9 (.719)
2010-p	11-4 (.733)

As an at-large bid 36-17 (.679)
As an automatic bid 63-17 (.788)
NCAA Record under Krzyzewski 82-26 (.759)

NCAA Appearances (38)

1955, 1960, 1963, 1964, 1966, 1978, 1979, 1980, 1984, 1985, 1986, 1987, 1988, 1989, 1990, 1991, 1992, 1993, 1994, 1996, 1997, 1998, 1999, 2000, 2001, 2002, 2003, 2004, 2005, 2006, 2007, 2008, 2009, 2010, 2011, 2012, 2013, 2014

NCAA Titles (4)

1991, 1992, 2001, 2010

Title Game Appearances (10)

1964, 1978, 1986, 1990, 1991, 1992, 1994, 1999, 2001, 2010

Final Four Appearances (15)

1963, 1964, 1966, 1978, 1986, 1988, 1989, 1990, 1991, 1992, 1994, 1999, 2001, 2004, 2010

Regional Championships (15)

1963 (East), 1964 (East), 1966 (East), 1978 (East), 1986 (East), 1988 (East), 1989 (East), 1990 (East), 1991 (Midwest), 1992 (East), 1994 (Southeast), 1999 (East), 2001 (East), 2004 (Atlanta/South), 2010 (South)

Elite Eight Appearances (19)

1960, 1963, 1964, 1966, 1978, 1980, 1986, 1988, 1989, 1990, 1991, 1992, 1994, 1998, 1999, 2001, 2004, 2010, 2013

Sweet 16 Appearances (27)

1960, 1963, 1964, 1966, 1978, 1980, 1986, 1987, 1988, 1989, 1990, 1991, 1992, 1994, 1998, 1999, 2000, 2001, 2002, 2003, 2004, 2005, 2006, 2009, 2010, 2011, 2013

Times As A Number One Seed (12)

1986	5-1
1992	6-0
1998	3-1
1999	5-1
2000	2-1
2001	6-0
2002	2-1
2004	4-1
2005	2-1
2006	2-1
2010	6-0
2011	2-1
12 Times	45-9

Duke NCAA Tournament Seed Grid

Opp.	1	2	3	4	5	6	7	8	9	10	11	12	13	14	15	16	Total
1	2-1	4-3	2-0	4-1	2-4	3-0	2-0	8-0	4-0	--	--	2-0	--	--	--	12-0	45-9
2	4-2	--	3-2	1-0	--	1-1	6-1	--	--	0-2	3-0	--	--	--	8-2	--	26-10
3	1-1	0-1	--	1-0	--	1-2	1-0	--	--	--	1-1	--	--	4-0	--	--	9-5
4	1-0	--	--	--	--	0-1	--	--	--	--	--	1-0	--	--	--	--	2-1
5	0-1	--	--	--	--	--	--	--	--	--	--	1-0	1-0	--	--	--	2-1
6	--	--	--	--	--	--	--	--	--	--	0-1	--	--	--	--	--	0-1
7	--	--	--	--	--	--	--	--	--	--	--	--	--	--	--	--	0-0
8	--	--	--	--	--	--	--	--	0-1	--	--	--	--	--	--	--	0-1
Totals	8-5	4-4	5-2	6-1	2-4	5-4	9-1	8-0	4-1	0-2	4-2	4-0	1-0	4-0	8-2	12-0	84-28

NCAA seeding process began in 1979

TRADITION

NCAA Tournament Records - Game

Team	
Most Points Scored	
Duke vs. Southern Illinois, 3/18/1993	105
Opp 2x; last by Kentucky, 3/28/1992	103
Fewest Points Scored	
Duke vs. Pennsylvania, 3/8/1980	52
Opp by Winthrop, 3/14/2002	37
Largest Victory Margin	
Duke vs. Connecticut, 3/14/1964 [t-6]	[101-54] 47
vs. Winthrop, 3/14/2002 [t-6]	[84-37] 47
Opp by UNLV, 4/2/1990	[101-71] 30
Largest Halftime Margin	
Duke vs. Winthrop, 3/14/2002	[52-15] 37
Most Field Goals Made	
Duke 2x; last vs. Northeast Louisiana, 3/14/1991	43
Opp by Kentucky, 3/27/1978	39
Most Field Goal Attempts	
Duke vs. Loyola-Chicago, 3/22/1963	82
Opp by Oregon State, 3/23/1963	87
Highest Field Goal Pct.	
Duke vs. Southern Illinois, 3/18/1993	.632
Opp by Washington, 3/18/1984	.705
Fewest Field Goals Made	
Duke 2x; last vs. Villanova, 3/26/2009	16
Opp 2x; by Creighton, 3/24/2013	16
Fewest Field Goal Attempts	
Duke vs. Texas A&M, 3/12/1987	36
Opp by Mercer, 3/21/2014	45
Most 3-Point Field Goals	
Duke vs. Monmouth, 3/15/2001 [t-2]	18
Opp 2x; last by Lamar, 3/17/2000	11
Most 3-Point Attempts	
Duke vs. Monmouth, 3/15/2001 [t-10]	38
Opp 2x; last by Temple, 3/21/1999	27
Highest 3-Point Pct.	
Duke vs. Southern Illinois, 3/18/1993 [8]	.737
Opp by Arizona, 3/24/2011	.600
Most Free Throws Made	
Duke vs. Seton Hall, 3/20/2004	34
Opp by Lehigh, 3/16/2012	25
Most Free Throw Attempts	
Duke 2x; last vs. Indiana, 4/4/1992	42
Opp by Villanova, 3/8/1955	42
Highest Free Throw Pct.	
Duke vs. Michigan State, 3/29/2013	.923
vs. Mercer, 3/21/2014	.923
Opp by Temple, 3/26/1988	.929
Most Rebounds	
Duke vs. Connecticut, 3/14/1964	60
Opp by Oregon State, 3/23/1963	54

Most Assists

Duke vs. Radford, 3/13/1998	27
Opp by UCLA, 3/21/1964	22

Most Steals

Duke 4x; last vs. UCLA, 3/22/2001 [t-9]	17
Opp by UNLV, 4/2/1990	16

Most Blocked Shots

Duke vs. Temple, 3/26/1988 [t-10]	11
Opp by Iowa, 3/21/1992	10

Individual

Points

1. Jeff Mullins vs. Villanova, 3/13/1964	43
2. Danny Ferry vs. Seton Hall, 4/1/1989	34
Jason Williams vs. UCLA, 3/22/2001	34
4. Bobby Hurley vs. California, 3/20/1993	32
5. Kevin Strickland vs. SMU, 3/19/1988	31
Christian Laettner vs. Kentucky, 3/28/1992	31
Jason Williams vs. Missouri, 3/17/2001	31

Field Goals Made

1. Jeff Mullins vs. Villanova, 3/13/1964	19
2. Jeff Mullins vs. Connecticut, 3/14/1964	14
3. Mike Gminski vs. Notre Dame, 3/25/1978	13
Johnny Dawkins vs. Navy, 3/23/1986	13
Danny Ferry vs. Seton Hall, 4/1/1989	13

Field Goals Attempted

1. Art Heyman vs. Loyola-Chicago, 3/22/1963	30
2. Danny Ferry vs. Seton Hall, 4/1/1989	29
3. Jeff Mullins vs. Villanova, 3/13/1964	28
4. Jack Marin vs. Utah, 3/19/1966	26
Jason Williams vs. USC, 3/24/01	26

Field Goal Pct.

1. Christian Laettner vs. Kentucky, 3/28/1992 [t-1] [10-10]	1.000
2. Johnny Dawkins vs. Old Dominion, 3/15/1986 [10-12]	.833
3. Mason Plumlee vs. Albany, 3/22/2013 [9-11]	.818
4. Bob Verga vs. Syracuse, 3/12/1966 [10-13]	.769
5. Mike Gminski vs. Notre Dame, 3/25/1978 [13-17]	.765

Minimum 10 field goal attempts

3-Point Field Goals Made

1. Quinn Cook vs. Mercer, 3/21/2014	7
2. Phil Henderson vs. UCLA, 3/22/1990	6
Bobby Hurley vs. Indiana, 4/4/1992	6
Bobby Hurley vs. Southern Illinois, 3/18/1993	6
Bobby Hurley vs. California, 3/20/1993	6
Jason Williams vs. UCLA, 3/22/2001	6
Jason Williams vs. Monmouth, 3/15/2001	6
Seth Curry vs. Michigan State, 3/29/2013	6

3-Point Field Goal Attempts

1. Bobby Hurley vs. California, 3/20/1993 [t-6]	18
2. Jason Williams vs. UCLA, 3/22/2001	13
3. Jason Williams vs. Missouri, 3/17/2001	12
J.J. Redick vs. Alabama State, 3/18/2004	12
Rasheed Sulaimon vs. Mercer, 3/21/2014	12

3-Point Field Goal Pct.

1. Bobby Hurley vs. Southern Illinois, 3/18/1993 [6-7]	.857
2. Trajan Langdon vs. Temple, 3/21/1999 [5-6]	.833
3. Jeff Capel vs. Providence, 3/16/1997 [4-5]	.800
4. J.J. Redick vs. Central Michigan, 3/22/2003 [5-7]	.714
5. Quinn Cook vs. Mercer, 3/21/2014 [7-10]	.700

Minimum five three-point field goal attempts

Free Throws Made

1. Jim Spanarkel vs. Notre Dame, 3/25/1978	12
Christian Laettner vs. Kansas, 4/1/1991	12
Shane Battier vs. Missouri, 3/17/2001	12
Rasheed Sulaimon vs. Michigan State, 3/29/2013	12
4. Christian Laettner vs. Kentucky, 3/28/1992	10
Shane Battier vs. Kansas, 3/19/2000	10
Shane Battier vs. UCLA, 3/22/2001	10
Gerald Henderson vs. Texas, 3/21/2009	10

Free Throws Attempted

1. Art Heyman vs. St. Joseph's, 3/16/1963	15
2. Art Heyman vs. New York, 3/15/1963	14
David Henderson vs. Pepperdine, 3/15/1985	14
Shelden Williams vs. Delaware State, 3/18/2005	14
Rasheed Sulaimon vs. Michigan State, 3/29/2013	14
5. Joe Belmont vs. Villanova, 3/8/1955	13
Art Heyman vs. Oregon State, 3/23/1963	13
Johnny Dawkins vs. Washington, 3/18/1984	13
Shane Battier vs. Missouri, 3/17/2001	13
Gerald Henderson vs. Texas, 3/21/2009	13

Free Throw Pct.

1. Jim Spanarkel vs. Notre Dame, 3/25/1978 [t-1] [12-12]	1.000
Christian Laettner vs. Kansas, 4/1/1991 [t-1] [12-12]	1.000
Christian Laettner vs. Kentucky, 3/28/1992 [10-10]	1.000
Shelden Williams vs. G. Washington, 3/18/2006 [9-9]	1.000
Jon Scheyer vs. West Virginia, 3/22/08 [9-9]	1.000
Bobby Hurley vs. California, 3/20/1993 [8-8]	1.000

Minimum eight made free throws

Rebounds

1. Jay Buckley vs. St. Joseph's, 3/16/1963	18
Shelden Williams vs. Southern, 3/16/2006	18
3. Jay Buckley vs. New York University, 3/15/1963	16
4. Mike Lewis vs. St. Joseph's, 3/11/1966	15
Jack Marin vs. St. Joseph's, 3/11/1966	15
Elton Brand vs. Michigan State, 3/27/1999	15
Shelden Williams vs. Mississippi State, 3/20/2005	15

Assists

1. Quin Snyder vs. SMU, 3/19/1988	12
2. Quinn Cook vs. Albany, 3/22/2013	11
3. Bobby Hurley vs. Campbell, 3/19/1992	10
Bobby Hurley vs. Kentucky, 3/28/1992	10
5. Chris Duhon vs. Monmouth, 3/15/2001	9
Jason Williams vs. Missouri, 3/17/2001	9

Steals

1. Grant Hill vs. California, 3/20/1993 [t-1]	8
2. Tommy Amaker vs. Old Dominion, 3/15/1986 [t-5]	7
Tommy Amaker vs. Louisville, 3/31/1986 [t-5]	7
4. Phil Henderson vs. Richmond, 3/16/1990	6
Grant Hill vs. Iowa, 3/16/1991	6
Chris Duhon vs. Central Michigan, 3/22/03	6

Blocked Shots

1. Shane Battier vs. Kansas, 3/19/2000 [t-6]	8
2. Mike Gminski vs. Pennsylvania, 3/17/1978	7
Shelden Williams vs. George Washington, 3/18/2006	7
4. Cherokee Parks vs. Marquette, 3/24/1994	5
Elton Brand vs. SW Missouri State, 3/19/1999	5
Casey Sanders vs. Colorado State, 3/20/2003	5
Casey Sanders vs. Kansas, 3/27/2003	5
Shelden Williams vs. Xavier, 3/28/04	5
Josh McRoberts vs. VCU, 3/15/2007	5

Minutes Played

1. Bobby Hurley vs. Kentucky, 3/28/1992	45
2. Christian Laettner vs. Kentucky, 3/28/1992	43
Bobby Hurley vs. Connecticut, 3/24/1990	43
4. Phil Henderson vs. Connecticut, 3/24/1990	42
5. 39x; last Kyle Singler & Nolan Smith vs. Butler, 4/5/2010	40

Duke players all-time NCAA rank in parentheses

TRADITION

1992 NCAA Champions

The 1991-1992 Duke men's basketball season preview began this way: "When four starters return to any college basketball team there is always cause for celebration. When the four starters return from a team that captured the national championship the year before, the possibilities seem endless."

With a roster that included ACC Athlete of the Year Christian Laettner, All-ACC guards Bobby Hurley and Thomas Hill, sophomore Grant Hill and four additional returning letterwinners, the Blue Devils were poised to defend their title.

On December 14, Duke faced future NCAA championship opponent Michigan in Ann Arbor. The Blue Devils were 6-0 heading into the night, having swept four of the five previous teams by at least a 25-point margin. After leading by as many as 17 points early in the second half, Duke came back from a two-point deficit when Hurley scored five points in the last two minutes of play to secure an 88-85 victory.

The ACC season started strong, with solid victories over Virginia, Florida State, Maryland, Georgia Tech and N.C. State.

On February 1, 1992, Duke celebrated its 500th win in Cameron Indoor Stadium with a 100-71 blowout against Notre Dame.

The first real challenge of the ACC season came against perennial rival North Carolina on its home court in Chapel Hill. Hurley broke his foot midway through the first half, but played anyway as the ninth-ranked Tar Heels posted a 75-73 upset victory over top-ranked Duke.

As tournament time approached, Duke had only suffered two losses: one to North Carolina and a second against Wake Forest in late February when Duke squandered a 10-point lead in the game's final five minutes to fall to the Demon Deacons 72-68.

Brian Davis and Laettner had won just about every prize imaginable in their four-year Duke careers except one, the ACC championship. Duke recorded wins over Maryland and Georgia Tech to reach the finals. The Blue Devils registered a crushing 94-74 defeat of North Carolina in the 1992 ACC final that brought redemption after the previous year's 22-point loss to UNC in the same game. Laettner left nothing to chance with 25 points, 10 rebounds and seven steals. Five others hit double-figures, including Grant Hill who hit all eight of his shots and added seven assists.

With eight straight trips to NAAs, Final Four berths every year but one since 1986, and the 1991 title securely under its belt, the 1992 Duke squad was looking to make history when it opened the tournament on March 19.

Duke, the top-seed in the East Regional, posted wins over Campbell, Iowa and Seton Hall to reach the Elite Eight.

The Blue Devils' Elite Eight matchup against Kentucky on March 28, 1992 saw two of the most famed programs in basketball history take aim at each other. Kentucky did everything possible to dethrone the champions and appeared to have Duke right where it wanted them with 2.1 seconds to play in the overtime period after Sean Woods drove by Hurley and banked in a one-handed shot over Laettner for a one-point lead.

Then, in a season equally filled with magical moments and overwhelming adversity, a miracle took place. Grant Hill flung the undefended inbounds pass to Laettner who leaped to catch the ball over John Pelphrey and Deron Feldhaus. Time seemed to stand still as Laettner faked to his right, turned to his left and lofted an 18-footer that found nothing but net as time expired. The Spectrum crowd erupted as the Duke players jumped on Laettner to celebrate another trip to the Final Four and a 104-103 victory over Kentucky.

Up next was Indiana, an intriguing matchup between the two winningest programs in NCAA Tournament history. The beginning of the second half, which began with Duke trailing by five points, 42-37, turned into one of Duke's finest moments of the season. The Blue Devils reeled off 13 straight points and then made it a 21-3 surge to open the first 10 minutes of the frame to make the score 58-45 in favor of Duke. Free throws by Antonio Lang and Cherokee Parks closed out the 81-78 victory as the Blue Devils headed to the NCAA championship game for the third consecutive season.

The billing Michigan and Duke had entering the Metrodome on April 6th to decide the national champion read: "The Fab Five meets The Victory Tour."

Grant Hill made his first start since February when he was inserted for an injured Davis, scoring 18 points and grabbing 10 rebounds as Duke stumbled out of the blocks but hung tough in trailing by just one at the half, 31-30. The Blue Devils turned up the defensive pressure in the second frame, forcing Michigan into 29 percent shooting from the field and just 20 second-half points.

With 13.5 seconds remaining and a comfortable 20-point cushion, Coach K gave his starters one last curtain call to an incredible season-long journey. A roar echoed through the dome as players exchanged high-fives and hugs to start the celebration of the 71-51 victory.

1991-92 Results				
N 25	East Carolina (1/2)	H	W	103-75
N 30	Harvard (1/2)	H	W	118-65
D 5	St. John's (1/7)	N1	W	91-81
D 7	Canisius (1/2)	A	W	96-60
D 14	Michigan (1/18) •	A	W	88-85
D 30	William & Mary (1/2)	H	W	97-61
J 2	Virginia (1/2)	A	W	68-62
J 6	Florida State (1/2)	H	W	86-70
J 8	Maryland (1/2)	A	W	83-66
J 11	Georgia Tech (1/14)	H	W	97-84
J 15	N.C. State (1/2)	H	W	110-75
J 18	UNC Charlotte (1/18)	H	W	104-82
J 21	Boston U. (1/2)	A	W	95-85
J 25	Wake Forest (1/2)	H	W	84-68
J 27	Clemson (1/2)	H	W	112-73
J 30	Florida State (1/23)	A	W	75-62
F 1	Notre Dame (1/2)	H	W	100-71
F 5	North Carolina (1/9)	A	L	73-75
F 8	Louisiana State (1/22)	A	W	77-67
F 12	Georgia Tech (1/2)	A	W	71-62
F 16	N.C. State (1/2)	A	W	71-63
F 20	Maryland (1/2)	H	W	91-89
F 23	Wake Forest (1/2)	A	L	68-72
F 26	Virginia (1/2)	H	W	76-67
M 1	UCLA (1/4)	A	W	75-65
M 4	Clemson (1/2)	A	W	98-97
M 8	North Carolina (1/16)	H	W	89-77
M 13	Maryland (1/2)	N2	W	94-87
M 14	Georgia Tech (1/2)	N2	W	89-76
M 15	North Carolina (1/20)	N2	W	94-74
M 19	Campbell (1/2)	N3	W	82-56
M 21	Iowa (1/2)	N3	W	75-62
M 26	Seton Hall (1/19)	N4	W	81-69
M 28	Kentucky (1/6) •	N4	W	104-103
A 4	Indiana (1/5)	N5	W	81-78
A 6	Michigan (1/15)	N5	W	71-51

N1 - ACC/Big East Challenge, Greensboro, N.C.
 N2 - ACC Tournament, Charlotte, N.C.
 N3 - NCAA Tournament, Greensboro, N.C.
 N4 - NCAA Tournament, Philadelphia, Pa.
 N5 - NCAA Final Four - Minneapolis, Minn.

Honors & Awards	
Brian Davis	• ACC All-Tournament (first team)
Grant Hill	• Second Team All-America (UPI) • Honorable Mention All-America (AP) • NCAA All-Final Four Team • Second Team All-ACC • ACC All-Tournament (second team)
Thomas Hill	• Third Team All-ACC
Bobby Hurley	• National Player of the Year finalist (Wooden, Eastman) • First Team All-America (NABC, Wooden) • Second Team All-America (Basketball Times) • Third Team All-America (AP, UPI, Basketball Weekly) • NCAA Final Four MVP • NCAA East Region All-Tournament Team • Second Team All-ACC • ACC All-Tournament (first team) • USBWA First Team All-District
Christian Laettner	• National Player of the Year (unanimous) • First Team All-America (unanimous) • All-Final Four Team • East Region MVP • ACC Player of the Year • First Team All-ACC • ACC Tournament MVP • ACC All-Tournament (first team) • USBWA District Player of the Year
Mike Krzyzewski	• National Coach of the Year (Sporting News, Naismith) • USBWA District Coach of the Year

Record: 34-2; Home: 13-0; Away: 11-2; Neutral: 10-0

Player	G	MP	FG-FGA	Pct	FT-FTA	Pct	Reb-Avg	PF-DQ	Ast	TO	BS	St	Pts-Avg
*Laettner	35	1128	254-442	.575	189-232	.815	275-7.9	90-1	69	116	32	74	751-21.5
*T. Hill	36	1102	196-367	.534	96-125	.768	121-3.4	75-1	54	50	16	60	525-14.6
*G. Hill	33	1000	182-298	.611	99-135	.733	99-3.5	91-2	134	80	27	39	463-14.0
*Hurley	31	1043	123-284	.433	105-133	.789	62-2.0	64-1	237	109	1	35	410-13.2
*Davis	36	1111	140-291	.481	114-154	.740	163-4.5	82-4	69	53	9	42	402-11.2
Lang	34	763	77-137	.562	65-99	.657	139-4.1	87-1	23	43	10	20	219-6.4
Parks	34	435	60-105	.571	50-69	.725	81-2.4	57-0	13	30	35	5	170-5.0
Clark	34	268	33-61	.541	21-27	.778	27-0.8	26-0	22	21	4	7	99-2.9
Meek	25	143	22-38	.579	18-36	.500	30-1.2	18-1	5	6	5	3	62-2.5
Blakeney	29	175	13-23	.565	13-20	.650	24-0.8	10-0	17	17	0	7	40-1.4
Ast	14	44	5-12	.417	6-9	.667	14-1.0	6-0	2	4	1	1	16-1.1
Burt	19	38	3-11	.273	4-4	1.000	2-0.1	3-0	8	4	1	1	10-0.5
Team	—	—	—	—	—	—	105-2.9	—	—	—	—	—	—
Duke	36	7250	1108-2069	.536	780-1043	.748	1229-34.1	609-11	653	533	141	294	3167-88.0
Opps	36	7250	1033-2213	.467	379-583	.650	1129-31.4	837-na	557	639	115	232	2615-72.6

• Three-Point Field Goals (171-394, 434): Hurley (59-140, 421); Laettner (54-97, 557); T. Hill (37-91, 407); Clark (12-18, 667); Davis (8-39, 205); Blakeney (1-4, 250); G. Hill (0-1, 000); Ast (0-4, 000). **Dunks (146)**: G. Hill 48; T. Hill 25; Laettner 21; Davis 18; Lang 16; Parks 12; Clark 4; Meek 2. **Charges Taken (48)**: Davis 9; Laettner 8; Lang 7; G. Hill 7; T. Hill 6; Hurley 5; Clark 2; Meek 2; Parks 2.

TRADITION

Round	Date	Site	Opponent	W/L	Score	DU High
1995 • Seed: #9						
First Round	3/9	Greensboro, N.C.	NC State ⁸	W	83-70	19 - Parks
Quarterfinals	3/10	Greensboro, N.C.	Wake Forest ¹	L	70-87	18 - Meek
1996 • Seed: #4						
Quarterfinals	3/8	Greensboro, N.C.	Maryland ⁵	L	69-82	21 - Price
1997 • Seed: #1						
Quarterfinals	3/7	Greensboro, N.C.	NC State ⁸	L	60-66	17 - Capel
1998 • Seed: #1						
First Round	3/5	Greensboro, N.C.	Virginia ⁹	W	63-41	14 - McLeod
Semifinals	3/7	Greensboro, N.C.	Clemson ⁵	W	66-64	17 - McLeod
Championship	3/8	Greensboro, N.C.	North Carolina ²	L	68-83	24 - McLeod
1999 • Seed: #1 • ACC Champion						
First Round	3/4	Charlotte, N.C.	Virginia ⁹	W	104-67	18 - Avery
Semifinals	3/6	Charlotte, N.C.	NC State ⁵	W	83-68	24 - Maggette
Championship	3/7	Charlotte, N.C.	North Carolina ³	W	96-73	29 - Avery
2000 • Seed: #1 • ACC Champion						
First Round	3/9	Charlotte, N.C.	Clemson ⁹	W	94-63	19 - Battier
Semifinals	3/11	Charlotte, N.C.	Wake Forest ⁵	W	82-73	18 - Battier
Championship	3/12	Charlotte, N.C.	Maryland ²	W	81-68	23 - Williams
2001 • Seed: #2 • ACC Champion						
Quarterfinals	3/9	Atlanta, Ga.	NC State ⁷	W	76-61	19 - Williams
Semifinals	3/10	Atlanta, Ga.	Maryland ³	W	84-82	20 - Battier
Championship	3/11	Atlanta, Ga.	North Carolina ¹	W	79-53	24 - Dunleavy
2002 • Seed: #2 • ACC Champion						
Quarterfinals	3/8	Charlotte, N.C.	North Carolina ⁷	W	60-48	20 - Williams
Semifinals	3/9	Charlotte, N.C.	Wake Forest ³	W	79-64	18 - Dunleavy
Championship	3/10	Charlotte, N.C.	NC State ⁴	W	91-61	26 - Boozer
2003 • Seed: #3 • ACC Champion						
Quarterfinals	3/14	Greensboro, N.C.	Virginia ⁶	W	83-76	32 - Ewing
Semifinals	3/15	Greensboro, N.C.	North Carolina ⁷	W	75-63	19 - Ewing
Championship	3/16	Greensboro, N.C.	NC State ⁴	W	84-77	30 - Redick
2004 • Seed: #1						
Quarterfinals	3/12	Greensboro, N.C.	Virginia ⁸	W	84-74	27 - Williams
Semifinals	3/13	Greensboro, N.C.	Georgia Tech ⁴	W	85-71	20 - Williams
Championship	3/14	Greensboro, N.C.	Maryland ⁶ (OT)	L	87-95	21 - Duhon
2005 • Seed: #3 • ACC Champion						
Quarterfinals	3/11	Washington, D.C.	Virginia ¹¹	W	76-64	16 - two players
Semifinals	3/12	Washington, D.C.	NC State ⁷	W	76-69	35 - Redick
Championship	3/13	Washington, D.C.	Georgia Tech ⁵	W	69-64	26 - Redick
2006 • Seed: #1 • ACC Champion						
Quarterfinals	3/10	Greensboro, N.C.	Miami ⁸	W	80-76	25 - Redick
Semifinals	3/11	Greensboro, N.C.	Wake Forest ¹²	W	78-66	20 - Redick
Championship	3/12	Greensboro, N.C.	Boston College ³	W	78-76	26 - Redick
2007 • Seed: #7						
First Round	3/8	Tampa, Fla.	NC State ¹⁰	L	80-85 (ot)	18 - Paulus
2008 • Seed: #2						
Quarterfinals	3/14	Charlotte, N.C.	Georgia Tech ⁷	W	82-70	18 - Scheyer
Semifinals	3/15	Charlotte, N.C.	Clemson ³	L	74-78	17 - Paulus
2009 • Seed: #3 • ACC Champion						
Quarterfinals	3/13	Atlanta, Ga.	Boston College ⁶	W	66-65	26 - Singler
Semifinals	3/14	Atlanta, Ga.	Maryland ⁷	W	67-61	22 - Scheyer
Finals	3/15	Atlanta, Ga.	Florida State ⁴	W	79-69	29 - Scheyer
2010 • Seed: #1 • ACC Champion						
Quarterfinals	3/12	Greensboro, N.C.	Virginia ⁹	W	57-46	18 - Singler
Semifinals	3/13	Greensboro, N.C.	Miami ¹²	W	77-74	27 - Singler
Finals	3/14	Greensboro, N.C.	Georgia Tech ⁷	W	65-61	20 - Singler
2011 • Seed: #2 • ACC Champion						
Quarterfinals	3/11	Greensboro, N.C.	Maryland ⁷	W	87-71	29 - Singler
Semifinals	3/12	Greensboro, N.C.	Virginia Tech ⁶	W	77-63	27 - Smith
Finals	3/13	Greensboro, N.C.	North Carolina ¹	W	75-58	20 - Smith
2012 • Seed: #2						
Quarterfinals	3/9	Atlanta, Ga.	Virginia Tech ¹⁰	W	60-56	17 - Rivers
Semifinals	3/10	Atlanta, Ga.	Florida State ³	L	59-62	17 - Rivers
2013 • Seed: #2						
Quarterfinals	3/15	Greensboro, N.C.	Maryland ⁷	L	74-83	19 - Plumlee

Round	Date	Site	Opponent	W/L	Score	DU High
2014 • Seed: #3						
Quarterfinals	3/14	Greensboro, N.C.	Clemson ⁶	W	63-62	18 - Parker
Semifinals	3/15	Greensboro, N.C.	NC State ⁷	W	75-67	20 - Parker
Finals	3/16	Greensboro, N.C.	Virginia ¹	L	63-72	23 - Parker

TRADITION

ACC Tournament Composite Records

Team	Won	Lost	Pct	Semifinals	Finals	Titles
► Duke	93	42	.688	43	31	19
North Carolina	90	43	.677	46	32	17
Pittsburgh	2	1	.667	1	0	0
NC State	69	51	.575	35	17	10
Miami	11	9	.550	2	1	1
Boston College	7	9	.438	2	1	0
Maryland	47	57	.452	29	9	3
Georgia Tech	25	32	.439	11	7	3
Wake Forest	43	57	.430	27	10	4
Virginia Tech	6	10	.375	3	0	0
Florida State	14	22	.389	3	2	1
Virginia	34	59	.366	21	7	2
Clemson	18	61	.228	13	2	0
Syracuse	0	1	.000	0	0	0
Notre Dame	0	1	.000	0	0	0

Duke ACC Tournament Seed Grid

Opp.	1	2	3	4	5	6	7	8	9	10	11	12	Total
1	--	5-3	3-0	4-3	7-0	0-1	1-0	11-1	4-0	--	0-0	2-0	37-8
2	1-4	--	4-4	1-1	1-0	6-1	13-1	--	--	1-0	--	--	27-11
3	1-2	2-1	--	2-0	1-0	6-4	4-0	--	--	--	1-0	--	15-6
4	2-3	1-1	--	--	5-3	--	--	--	--	--	--	--	8-7
5	--	--	--	0-1	--	--	--	--	--	--	--	--	0-1
6	1-0	1-0	1-3	--	--	--	--	--	--	--	--	--	3-3
7	--	0-3	--	--	--	--	--	--	--	0-1	--	--	0-4
8	--	--	--	--	--	--	--	--	--	--	--	--	0-0
9	0-1	--	--	--	--	--	--	1-0	--	--	--	--	1-1
10	--	--	--	--	--	--	--	--	--	--	--	--	0-0
11	--	--	--	--	--	--	--	--	--	--	--	--	0-0
12	--	--	--	--	--	--	--	--	--	--	--	--	0-0
Totals	5-10	9-8	8-7	7-5	14-3	12-6	18-1	12-1	4-0	1-1	1-0	2-0	93-42

ACC Tournament Record - Game

Team	
Most Points Scored	
Duke vs. Maryland, 3/9/1990 (QF)	104
vs. Virginia, 3/4/1999 (QF)	104
Opp by Virginia, 3/11/1983 (QF)	109
Fewest Points Scored	
Duke vs. N.C. State, 3/8/1968 (SF)	10
Opp by N.C. State, 3/8/1968 (SF)	12
Largest Victory Margin	
Duke vs. Virginia, 3/4/1999 (QF)	[104-67] 37
Opp by Virginia, 3/11/1983 (QF)	[66-109] 43
Most Field Goals Made	
Duke vs. Wake Forest, 3/3/1966 (QF)	44
Opp by Virginia, 3/11/1983 (QF)	40
Most Field Goal Attempts	
Duke vs. N.C. State, 3/5/1955 (F)	102
Opp by Virginia, 3/4/1954 (QF)	91
Highest Field Goal Pct.	
Duke vs. North Carolina, 2/29/1980 (SF)	.717
Opp by Virginia, 3/11/1983 (SF)	.684
Fewest Field Goals Made	
Duke vs. N.C. State, 3/8/1968 (SF)	2
Opp by N.C. State, 3/8/1968 (SF)	4
Fewest Field Goal Attempts	
Duke vs. N.C. State, 3/8/1968 (SF)	11
Opp by N.C. State, 3/8/1968 (SF)	13
Most 3-Point Field Goals Made	
Duke vs. Clemson, 3/9/2000 (QF)	17
Opp by Wake Forest, 3/10/1995 (SF)	16
Most 3-Point Attempts	
Duke vs. Maryland, 3/10/2001 (SF)	33
Opp by N.C. State, 3/9/1995 (QF)	28

Highest 3-Point Pct.

Duke vs. Wake Forest, 3/10/1989 (QF)	[3-4] .750
Opp by North Carolina, 3/10/1991 (F)	[7-11] .636

Most Free Throws Made

Duke vs. N.C. State, 2/28/1980 (QF)	34
vs. Maryland, 3/9/1990 (QF)	34
Opp by N.C. State, 3/2/1956 (SF)	37

Most Free Throw Attempts

Duke vs. Maryland, 3/1/1956 (QF)	44
Opp by N.C. State, 3/5/1954 (SF)	50

Highest Free Throw Pct.

Duke vs. Georgia Tech, 3/14/1992 (SF)	[25-27] .926
Opp by South Carolina, 3/7/1969 (SF)	[19-20] .950

Most Rebounds

Duke vs. South Carolina, 3/3/1955 (QF)	73
Opp by N.C. State, 3/5/1955 (F)	63

Most Assists

Duke vs. N.C. State, 3/10/2002 (F)	24
Opp 2x, last by North Carolina, 3/15/1992 (F)	24

Most Steals

Duke vs. Clemson, 3/9/2000 (QF)	15
Opp 3x, last by Virginia, 3/12/1994 (SF)	11

Most Blocked Shots

Duke vs. Virginia, 3/4/1999 (QF)	12
Opp by Wake Forest, 3/5/1982 (QF)	8

Most Personal Fouls

Duke vs. Wake Forest, 3/5/1982 (QF)	33
Opp by N.C. State, 3/6/1965 (F)	28

Duke in the ACC Tournament

Appearances	61
Championships	19
Title Game Appearances	31
Title Game Record	19-12
Overall Record	93-42
Record under Coach K	55-20
Times as Number One Seed	17

Record by Round

First Round	4-1
Quarterfinals	39-18
Semifinals	31-11
Championship Game	19-12

Record by Site


Atlanta, Ga.	10-4
Charlotte, N.C.	19-8
Greensboro, N.C.	38-17
Landover, Md.	0-3
Raleigh, N.C.	23-9
Tampa, Fla.	0-1
Washington, D.C.	3-0

Record by Decade

1950-59	6-6 (.500)
1960-69	22-6 (.786)
1970-79	6-9 (.400)
1980-89	14-7 (.667)
1990-99	12-8 (.540)
2000-09	24-3 (.889)
2010-p	9-3 (.750)

Record vs. Opponents

Boston College	2-0
Clemson	6-4
Florida State	1-1
Georgia Tech	7-3
Maryland	11-8
Miami	2-0
North Carolina	12-8
Notre Dame	0-0
NC State	15-9
Pittsburgh	0-0
South Carolina	6-1
Syracuse	0-0
Virginia	15-4
Virginia Tech	2-0
Wake Forest	14-4



JASON WILLIAMS

ACC Tournament Record - Game

Individual

Points

1. Bob Verga vs. Virginia, 3/9/1967 (QF)	35
J.J. Redick vs. N.C. State, 3/12/2005 (SF)	35
3. Ronnie Mayer vs. Virginia, 3/4/1955 (SF)	34
4. Tate Armstrong vs. Maryland, 3/4/1976 (QF)	33
Christian Laettner vs. Maryland, 3/13/1992 (QF)	33

Field Goals Made

1. Bob Verga vs. Virginia, 3/9/1967 (QF)	14
2. Art Heyman vs. South Carolina, 3/3/1961 (QF)	13
Jeff Mullins vs. Virginia, 2/28/1963 (QF)	13
Bob Verga vs. Wake Forest, 3/3/1966 (SF)	13
Tate Armstrong vs. Maryland, 3/4/1976 (SF)	13

Field Goals Attempted

1. Art Heyman vs. South Carolina, 3/3/1961 (SF)	30
2. Art Heyman vs. Clemson, 3/2/1962 (SF)	27
Tate Armstrong vs. Maryland, 3/4/1976 (SF)	27
4. Ronnie Mayer vs. N.C. State, 3/5/1955 (F)	25
5. Jeff Mullins vs. Virginia, 2/28/1963 (QF)	24
Jabari Parker vs. Virginia (3/16/2014 (F)	24

Field Goal Pct.

1. Grant Hill vs. North Carolina, 3/15/1992 (F)	[8-8] 1.000
2. Mike Gminski vs. North Carolina, 2/29/1980 (SF)	[11-12] .917
Carlos Boozer vs. N.C. State, 3/10/2002 (F)	[11-12] .917
4. Larry Saunders vs. Wake Forest, 3/5/1970 (SF)	[12-15] .800
5. Alaa Abdelnaby vs. Maryland, 3/8/1985 (QF)	[10-13] .769

Minimum eight field goal attempts

3-Point Field Goals Made

1. J.J. Redick vs. N.C. State, 3/12/2005 (SF)	7
J.J. Redick vs. Boston College, 3/14/2006 (F)	7
3. Phil Henderson vs. Georgia Tech, 3/10/1990 (SF)	6
4. 9x; last by Kyle Singler vs. Miami, 3/13/2010 (SF)	5

3-Point Field Goal Attempts

1. Shane Battier vs. Maryland, 3/10/2001 (SF)	13
Tyler Thornton vs. Virginia Tech, 3/9/2012 (QF)	13
3. Shane Battier vs. Wake Forest, 3/11/2000 (SF)	12
J.J. Redick vs. Virginia, 3/11/2005 (QF)	12
J.J. Redick vs. N.C. State, 3/12/2005 (SF)	12
J.J. Redick vs. Wake Forest, 3/11/2006 (SF)	12

3-Point Field Goal Pct.

1. Mike Dunleavy vs. Clemson, 3/9/2000 (QF)	[4-4] 1.000
Daniel Ewing vs. Virginia, 3/12/2004 (QF)	[4-4] 1.000
3. Grant Hill vs. Clemson, 3/11/1994 (QF)	[4-5] .800
4. Andre Dawkins vs. North Carolina, 3/13/2011 (F)	[3-4] .750
5. Greg Koubek vs. North Carolina, 3/10/1991 (QF)	[5-7] .714
Daniel Ewing vs. Virginia, 3/14/2005 (QF)	[5-7] .714

Minimum four three-point field goal attempts

Free Throws Made

1. Gene Banks vs. N.C. State, 2/28/1980 (QF)	14
Kyle Singler vs. Georgia Tech, 3/14/2010 (F)	14
3. Art Heyman vs. Clemson, 3/2/1962 (SF)	13
Jon Scheyer vs. Florida State, 3/15/2009 (F)	13
5. Art Heyman vs. Maryland, 3/1/1962 (QF)	12
Mike Gminski vs. N.C. State, 2/28/1980 (QF)	12
7. Joe Belmont vs. N.C. State, 3/4/1955 (SF)	11
Mike Gminski vs. Wake Forest, 3/4/1978 (F)	11
Roshown McLeod vs. Clemson, 3/7/1998 (SF)	11
J.J. Redick vs. N.C. State, 3/16/2003 (F)	11
Shelden Williams vs. Virginia, 3/12/2004 (QF)	11

Free Throws Attempted

1. Art Heyman vs. Maryland, 3/1/1962 (QF)	16
Art Heyman vs. Clemson, 3/2/1962 (SF)	16
Kyle Singler vs. Georgia Tech, 3/14/2010 (F)	16
4. Jon Scheyer vs. Florida State, 3/15/2009 (F)	15
5. Joe Belmont vs. Virginia, 3/4/1955 (SF)	14
Joe Belmont vs. Maryland, 3/1/1956 (QF)	14
Gene Banks vs. N.C. State, 2/28/1980 (QF)	14
8. Mike Gminski vs. North Carolina, 3/3/1979 (F)	13
Christian Laettner vs. Maryland, 3/13/1992 (QF)	13
Shelden Williams vs. Virginia, 3/12/2004 (QF)	13
Nolan Smith vs. Virginia Tech, 3/13/2011 (SF)	13

Free Throw Pct.

1. Gene Banks vs. N.C. State, 2/28/1980 (QF)	[14-14] 1.000
Mike Gminski vs. N.C. State, 2/28/1980 (QF)	[12-12] 1.000
J.J. Redick vs. Georgia Tech, 3/13/2005 (F)	[10-10] 1.000
4. Mike Gminski vs. Wake Forest, 3/4/1978 (F)	[11-12] .917
Roshown McLeod vs. Clemson, 3/7/1998 (SF)	[11-12] .917
J.J. Redick vs. N.C. State, 3/16/2003 (F)	[11-12] .917

Minimum 10 made free throws

Rebounds

1. Art Heyman vs. Clemson, 3/2/1962 (SF)	20
2. Carroll Youngkin vs. South Carolina, 3/3/1961 (SF)	19
Jay Buckley vs. Virginia, 2/28/1963 (QF)	19
Mike Lewis vs. South Carolina, 3/1/0/1967 (SF)	19
Mike Gminski vs. North Carolina, 2/29/1980 (SF)	19

Assists

1. Bobby Hurley vs. Maryland, 3/13/1992 (QF)	13
2. Bobby Hurley vs. North Carolina, 3/15/1992 (F)	11
Jason Williams vs. Wake Forest, 3/11/2000 (SF)	11
4. Joe Belmont vs. Virginia, 3/4/1955 (SF)	10
Art Heyman vs. Virginia, 2/28/1963 (QF)	10
Jason Williams vs. Clemson, 3/10/2000 (QF)	10
Jason Williams vs. N.C. State, 3/10/2002 (F)	10
Nolan Smith vs. North Carolina, 3/13/2011 (F)	10

Steals

1. Christian Laettner vs. North Carolina, 3/15/1992 (F)	7
2. Christian Laettner vs. Wake Forest, 3/10/1989 (QF)	5
Christian Laettner vs. Maryland, 3/13/1992 (QF)	5
Grant Hill vs. Clemson, 3/11/1994 (QF)	5
Shane Battier vs. Maryland, 3/12/2000 (F)	5
Chris Duhon vs. Maryland, 3/10/2001 (SF)	5
Greg Paulus vs. Boston College, 3/12/2006 (F)	5

Blocked Shots

1. Cherokee Parks vs. Clemson, 3/11/1994 (QF)	10
2. Shelden Williams vs. Georgia Tech, 3/13/2005 (F)	6
Kyle Singler vs. Boston College, 3/13/2009 (QF)	6
4. Grant Hill vs. Maryland, 3/13/1992 (QF)	5
Shelden Williams vs. Miami, 3/10/2006 (QF)	5

Minutes Played

1. Joe Belmont vs. Virginia, 3/4/1955 (SF)	45
Bucky Allen vs. Maryland, 3/7/1958 (SF)	45
Bob Vernon vs. Maryland, 3/7/1958 (SF)	45
Mark Crow vs. Maryland, 3/7/1958 (SF)	45
Paul Fox vs. Maryland, 3/7/1958 (SF)	45
Tommy Amaker vs. N.C. State, 3/6/1987 (QF)	45

TRADITION



J.J. REDICK

ACC Tournament Record - Career Points

Rk	Player, Years	Pts
1.	J.J. Redick, 2003-06	225
2.	Art Heyman, 1961-63	193
3.	Mike Gminski, 1977-80 Christian Laettner, 1989-92	191
5.	Bob Verga, 1965-67	186
6.	Johnny Dawkins, 1983-86 Kyle Singler, 2008-11	179
8.	Daniel Ewing, 2002-05	174
9.	Shelden Williams, 2003-06	173
10.	Jeff Mullins, 1962-64	166

Scoring Average

Rk	Name, Years	G	Pts	Avg
1.	Art Heyman, 1961-63	8	193	24.1
2.	Jeff Mullins, 1962-64	8	166	20.8
3.	Bob Verga, 1965-67	9	186	20.7
4.	Jabari Parker, 2014	3	61	20.3
5.	Johnny Dawkins, 1983-86	9	179	19.9
6.	Ronnie Mayer, 1954-56	7	136	19.4
7.	Mike Gminski, 1977-80 Christian Laettner, 1989-92	10	191	19.1
9.	J.J. Redick, 2003-06	12	225	18.8
10.	Jason Williams, 2000-02	9	165	18.3

Field Goals Made

Rk	Player, Years	FG
1.	Bob Verga, 1965-67 Johnny Dawkins, 1983-86	74
3.	Christian Laettner, 1989-92	69
4.	Jeff Mullins, 1962-64 Mike Gminski, 1977-80	68

Field Goal Attempts

Rk	Player, Years	FGA
1.	Art Heyman, 1961-63	165
2.	J.J. Redick, 2003-06	159
3.	Bob Verga, 1965-67	154
4.	Johnny Dawkins, 1983-86	148
5.	Jeff Mullins, 1962-64 Jason Williams, 2000-02	142

Field Goal Pct.

Rk	Name, Years	FG	FGA	Pct
1.	Jay Bilas, 1983-86	29	42	.690
2.	Alaa Abdelnaby, 1987-90	29	43	.674
3.	Carlos Boozer, 2000-02	33	49	.673
4.	Mason Plumlee, 2010-13	28	43	.651
5.	Christian Laettner, 1989-92	69	114	.605

Minimum 25 field goals made

3-Point Field Goals Made

Rk	Player, Years	3FG
1.	J.J. Redick, 2003-06	40
2.	Shane Battier, 1998-01 Jason Williams, 2000-02 Daniel Ewing, 2002-05	24
5.	Jon Scheyer, 2007-10	23

3-Point Field Goal Attempts

Rk	Player, Years	3FGA
1.	J.J. Redick, 2003-06	101
2.	Jason Williams, 2000-02	65
3.	Shane Battier, 1998-01 Jon Scheyer, 2007-10	62
5.	Kyle Singler, 2008-11	52

3-Point Field Goal Pct.

Rk	Name, Years	3FG	3FGA	Pct
1.	Daniel Ewing, 2002-05	24	51	.471
2.	Mike Dunleavy, 2000-02	20	44	.455
3.	Jon Scheyer, 2007-10	18	41	.439
4.	Nate James, 1997-01	17	39	.436
5.	J.J. Redick, 2003-06	40	101	.396

Minimum 15 three-point field goals made

Free Throws Made

Rk	Player, Years	FT
1.	Art Heyman, 1961-63	57
2.	Mike Gminski, 1977-80	65
3.	Jon Scheyer, 2007-10	54
4.	J.J. Redick, 2003-06 Shelden Williams, 2003-06	51

Free Throws Attempted

Rk	Player, Years	FTA
1.	Art Heyman, 1961-63	90
2.	Shelden Williams, 2003-06	82
3.	Mike Gminski, 1977-80	66
4.	Jon Scheyer, 2007-10	64
5.	Carroll Youngkin, 1959-61	63

Free Throw Pct.

Rk	Name, Years	FT	FTA	Pct
1.	Gene Banks, 1978-81 Bobby Hurley, 1990-93 Kyle Singler, 2008-p	36	40	.900
4.	J.J. Redick, 2003-06	51	59	.864
5.	Jon Scheyer, 2007-10	54	64	.844

Minimum 25 free throws made

Rebounds

Rk	Player, Years	Reb
1.	Carroll Youngkin, 1959-61 Mike Gminski, 1977-80	118
3.	Shelden Williams, 2003-06	110
4.	Art Heyman, 1961-63	104
5.	Jay Buckley, 1962-64	87

Rebound Average

Rk	Name, Years	G	Reb	Avg
1.	Carroll Youngkin, 1959-61	8	118	14.8
2.	Art Heyman, 1961-63	8	104	13.0
3.	Mike Gminski, 1977-80	10	118	11.8
4.	Randy Denton, 1969-71	5	57	11.4
5.	Jim Newcome, 1956-58	5	56	11.2

Assists

Rk	Player, Years	Ast
1.	Jason Williams, 2000-02	60
2.	Bobby Hurley, 1990-93	58
	Chris Duhon, 2001-04	58
4.	Quin Snyder, 1986-89	38
5.	Danny Ferry, 1986-89	37

Assists Per Game

Rk	Name, Years	G	Ast	Avg
1.	Bobby Hurley, 1990-93	8	58	7.3
2.	Jason Williams, 2000-02	9	60	6.7
3.	Chris Duhon, 2001-04	12	58	4.8
4.	Jim Spanarkel, 1977-79	7	32	4.6
5.	Quin Snyder, 1986-89	9	38	4.2

Blocked Shots

Rk	Player, Years	Blk
1.	Shelden Williams, 2003-06	33
2.	Mike Gminski, 1977-80	20
3.	Cherokee Parks, 1992-95	18
4.	Casey Sanders, 2000-03	15
5.	Shane Battier, 1998-01 Shalik Randolph, 2003-05	14

Blocked Shots Per Game

Rk	Name, Years	G	Blk	Avg
1.	Shelden Williams, 2003-06	12	33	2.8
2.	Shavlik Randolph, 2003-05 Cherokee Parks, 1992-95	6	14	2.3
4.	Mike Gminski, 1977-80	10	20	2.0
5.	Casey Sanders, 2000-03	10	15	1.5

Steals

Rk	Player, Years	St
1.	Christian Laettner, 1989-92	31
2.	Shane Battier, 1998-01 Chris Duhon, 2001-04	24
4.	Jason Williams, 2000-02	21
5.	Danny Ferry, 1986-89 Daniel Ewing, 2002-05	16

Steals Per Game

Rk	Name, Years	G	Stl	Avg
1.	Christian Laettner, 1989-92	10	31	3.1
2.	Jason Williams, 2000-03	9	21	2.3
3.	Shane Battier, 1998-01 Chris Duhon, 2001-04	12	24	2.0
5.	Grant Hill, 1991-94	8	15	1.9

Games Played

Rk	Player, Years	GP
1.	Shane Battier, 1998-01 Chris Duhon, 2001-04 Daniel Ewing, 2002-05 J.J. Redick, 2003-06 Shelden Williams, 2003-06	12

Games Started

Rk	Player, Years	GS
1.	Chris Duhon, 2001-04	12
	J.J. Redick, 2003-06 Shelden Williams, 2003-06	12
4.	Shane Battier, 1998-01 Kyle Singler, 2008-11	11
6.	Mike Gminski, 1977-80 Kenny Dennard, 1978-81 Gene Banks, 1978-81 Christian Laettner, 1989-92	10

TRADITION

In-Season Tournament Results

1953-54 (Louisville, Ky.)

Dec. 21	Kentucky	L, 69-85
Dec. 22	UCLA	L, 67-72

Las Vegas Classic

1972-73 (Las Vegas, Nev.)

Dec. 27	UNLV	L, 83-89
Dec. 28	Purdue	L, 77-82

Maui Invitational

2011-12 (Lahaina, Hawaii)

Nov. 11	Belmont*	W, 77-76
Nov. 21	Tennessee	W, 77-67
Nov. 22	Michigan	W, 82-75
Nov. 23	Kansas	W, 68-61

* Durham, N.C.

2007-08 (Lahaina, Hawaii)

Nov. 19	Princeton	W, 83-61
Nov. 20	Illinois	W, 79-66
Nov. 21	Marquette	W, 77-73

2001-02 (Lahaina, Hawaii)

Nov. 19	Seton Hall	W, 80-79
Nov. 20	South Carolina	W, 81-56
Nov. 21	Ball State	W, 83-71

1997-98 (Lahaina, Hawaii)

Nov. 24	Chaminade	W, 106-70
Nov. 25	Missouri	W, 82-59
Nov. 26	Arizona	W, 95-87

1992-93 (Lahaina, Hawaii)

Dec. 21	DePaul	W, 89-73
Dec. 22	Louisiana State	W, 96-67
Dec. 23	Brigham Young	W, 89-66

NIT Season Tip-Off

2013-14 (Durham, N.C.)

Nov. 18	UNC Asheville	W, 91-55
Nov. 19	East Carolina	W, 83-74
Nov. 27	Alabama*	W, 74-64
Nov. 29	Arizona*	L, 66-72

2009-10 (Durham, N.C.)

Nov. 16	Coastal Carolina	W, 74-49
Nov. 17	Charlotte	W, 101-59
Nov. 25	Arizona State*	W, 64-53
Nov. 27	Connecticut*	W, 68-59

2005-06 (Durham, N.C.)

Nov. 14	Boston U.	W, 64-47
Nov. 16	Seton Hall	W, 93-40
Nov. 23	Drexel*	W, 78-68
Nov. 25	Memphis*	W, 70-67

2000-01 (Durham, N.C.)

Nov. 14	Princeton	W, 87-50
Nov. 17	Villanova	W, 98-85
Nov. 22	Texas*	W, 95-69
Nov. 24	Temple*	W, 63-61

1996-97 (Durham, N.C.)

Nov. 20	St. Joseph's	W, 89-60
Nov. 22	Vanderbilt	W, 86-57
Nov. 27	Tulsa*	W, 72-67
Nov. 29	Indiana*	L, 69-85

1990-91 (Durham, N.C.)

Nov. 14	Marquette	W, 87-74
Nov. 16	Boston College	W, 100-76
Nov. 21	Arkansas*	L, 88-98
Nov. 23	Notre Dame*	W, 85-77

1985-86 (Houston, Texas)

Nov. 21	Lamar	W, 66-62
Nov. 24	Ala.-Birm.	W, 66-54
Nov. 29	St. John's*	W, 71-70
Dec. 1	Kansas*	W, 92-86

* - New York, N.Y.

Rainbow Classic

1994-95 (Honolulu, Hawaii)

Dec. 27	Iowa	L, 71-81
Dec. 29	Boston U.	W, 71-54
Dec. 30	Georgia Tech	W, 76-69

1989-90 (Honolulu, Hawaii)

Dec. 28	Drake	W, 101-77
Dec. 29	Cincinnati	W, 95-83
Dec. 30	Hawaii	W, 87-75

1983-84 (Honolulu, Hawaii)

Dec. 28	SMU	L, 76-78
Dec. 29	Pacific	W, 68-66
Dec. 30	Navy	W, 90-79

Steel Bowl

1961-62 (Pittsburgh, Pa.)

Dec. 15	Duquesne	L, 61-66
Dec. 16	Arizona	W, 78-47

Sugar Bowl Tourney

1980-81 (New Orleans, La.)

Dec. 28	New Orleans	W, 77-63
Dec. 29	Tennessee	L, 69-90

1968-69 (New Orleans, La.)

Dec. 30	Western Ky.	W, 73-72
Dec. 31	Iowa	W, 85-82

1963-64 (New Orleans, La.)

Dec. 30	Auburn	W, 84-67
Dec. 31	Kentucky	L, 79-81

Tip Off Classic

1988-89 (Springfield, Mass.)

Nov. 19	Kentucky	W, 80-55
---------	----------	----------

1979-80 (Springfield, Mass.)

Nov. 17	Kentucky •	W, 82-76
---------	------------	----------

Trojan-Bud Light Classic

1984-85 (Los Angeles, Calif)

Dec. 28	Ala.-Birmingham	W, 76-62
Dec. 29	Southern Cal.	W, 75-73

West Virginia Centennial

1963-64 (Morgantown, W.V.)

Dec. 6	Ohio State	W, 76-75
Dec. 7	West Virginia	W, 86-81

Wooden Classic

1999-00 (Anaheim, Calif.)

Nov. 27	Southern Cal.	W, 81-68
---------	---------------	----------

Wooden Tradition

2002-03 (Indianapolis, Ind.)

Nov. 30	UCLA	W, 84-73
---------	------	----------

• - denotes number of overtimes played

**Charting Duke in the Polls
(AP Only)**

Total Polls Ranked	716
Top 10 Rankings	599
Longest Consecutive Polls Ranked	200 ¹
Current Streak	136

Years Ranked

Total Years	53
Consecutive Years	31
Current Streak	31

Final Poll

Total Polls	43
Top 10	34
High Rank	1 (seven times)

No. 1 Ranking

Total Rankings	127
Most No. 1 Weeks in Succession	18

Weeks Ranked By Ranking

First Ranked: Dec. 11, 1951 (No. 12)
Last Ranked: March 17, 2014 (No. 8)

Rank	Weeks
No. 1	127
No. 2	70
No. 3	71
No. 4	36
No. 5	50
No. 6	67
No. 7	51
No. 8	53
No. 9	36
No. 10	39
No. 11	17
No. 12	13
No. 13	16
No. 14	13
No. 15	10
No. 16	12
No. 17	13
No. 18	9
No. 19	8
No. 20	5
No. 21	2
No. 22	—
No. 23	1
No. 24	—
No. 25	—

¹ - Duke was ranked in the top 25 of 200 consecutive AP polls from 1997 through 2007, the second-longest streak in college basketball history.

All-Time Consecutive AP Polls Ranked

Team	Consecutive AP Polls Ranked
UCLA	221
► Duke	200
North Carolina	172
North Carolina	171
Marquette	166
Kentucky	164
Kansas	145
► Duke	143
Arizona	141
► Duke	136*

* active streak

In The Polls

The Duke basketball program has held a prominent spot in the national basketball scene since the beginning of the post-World War II era. The final national rankings are just one measuring stick in which the Blue Devils are among the elite in the history of the sport.

In the Coach K era, which began in 1980-81, Duke has finished in the Associated Press top 25 a total of 28 seasons, including seven times as the No. 1 team in the nation. With consecutive AP number one finishes from 1999-2002, Duke became the first school in college basketball history to be ranked at the top of the final AP poll for four straight years.

Here is a look at some of the notes from Duke and the rankings:

- Duke has been ranked No. 1 at some point in the season in 18 of the past 29 years.
- Duke was ranked among the nation's top 25 teams in 200 consecutive AP polls from 1997 through 2007, the second longest streak all-time.
- **Mike Krzyzewski** has spent more weeks ranked in the top 25 (526 weeks), top 10 (460) and No. 1 (109) than any other active coach (AP poll only).
- Duke has been ranked No. 1 in 96 weeks since 1990, the most by any school in the nation. The next closest school is North Carolina at 52 weeks during the same time period.
- Duke has been No. 1 109 weeks (218 games, 190-28) in the AP poll since 1986.
- Of the 1,157 games coached at Duke by Mike Krzyzewski, 1,016 of them have come as a ranked team (87.7 percent). Duke's record as a ranked team since 1981 is 833-183.
- Under Coach K, Duke has played more games as a No. 1 team (218) than it has as an unranked team (141).
- The Blue Devils were ranked in the top 25 of the AP poll in 380 consecutive games (Nov. 20, 1996-Feb. 11, 2007).
- Duke has been ranked No. 1 in the nation 127 weeks overall, the second-highest figure in NCAA history behind only UCLA (134).
- Duke finished in the top 10 for 10 consecutive seasons from 1997-2006 - second all-time behind UCLA (13 straight years - 1967-79).
- Duke's 1991-92 team is one of only 12 schools in college basketball history to be ranked No. 1 for the entire season.
- Entering the 2013-14 season, Duke has been ranked in 337 of the last 339 AP polls. The Blue Devils have been ranked in the top 10 for 308 weeks in that span.

Duke and the No. 1 National Ranking

Since the 1997-98 season, Duke has been ranked No. 1 in the Associated Press poll 72 weeks, 35 more than the next closest team (North Carolina). The Blue Devils reached the top ranking in seven consecutive seasons from 1998-2004, becoming just the second program in NCAA history to accomplish that feat. UCLA holds the record with 12 consecutive seasons being ranked No. 1 at some point (1964-75). Duke finished the season ranked No. 1 in the AP poll for four consecutive seasons (1999-2002), an unprecedented feat in college basketball history.

No. 1 Rankings Since 1997-98

Team	Seasons Ranked No. 1	Total Weeks Ranked No. 1
► Duke	11	72
North Carolina	6	37
Connecticut	5	27
Arizona	4	26
Kansas	5	21
Stanford	3	16
Illinois	1	15
Florida	4	14
Cincinnati	1	12
Kentucky	4	12
Indiana	1	10
Syracuse	3	10
Ohio State	2	9
UCLA	1	6
Memphis	1	5
Michigan State	2	5
Gonzaga	1	3
Pittsburgh	1	3
Wake Forest	2	3
Louisville	2	2
Alabama	1	2
Texas	1	2
St. Joseph's	1	1
Wisconsin	1	1
Tennessee	1	1
Michigan	1	1

Most Consecutive Seasons Ranked No. 1

Team	Consecutive Seasons	Years
UCLA	12	1964-75
► Duke	7	1998-04
Kansas	5	1994-97
► Duke	3	1992-94
North Carolina	3	1986-88
North Carolina	3	1982-84
North Carolina	3	1957-59

Coach K at No. 1

Duke's **Mike Krzyzewski** has coached in 218 games with his Blue Devils as the nation's No. 1 team (AP poll only), compiling a 190-28 (.872) record. Coach K's 218 games at No. 1 rank second all-time in NCAA history, as do his 190 victories:

Coach	No. of Games as No. 1 Team	Record (Pct.)
John Wooden	228	217-11 (.952)
► Mike Krzyzewski	218	190-28 (.872)
Dean Smith	134	113-21 (.843)
Adolph Rupp	118	100-18 (.847)

No. 1 vs. No. 2

Duke has been involved in six No. 1 vs. No. 2 matchups (AP poll only) in its history, posting a 3-3 record:

Date	Result (Site)
3/18/1966	[1] Kentucky 83 [2] Duke 79 (n)
3/29/1986	[1] Duke 71 [2] Kansas 67 (n)
2/3/1994	[2] North Carolina 89 [1] Duke 78 (a)
2/5/1998	[2] North Carolina 97 [1] Duke 73 (a)
3/27/1999	[1] Duke 68 [2] Michigan State 62 (n)
12/10/2006	[1] Duke 97 [2] Texas 66 (n)

1979

1. Indiana State
2. UCLA
3. Michigan State
4. Notre Dame
5. Arkansas
6. DePaul
7. LSU
8. Syracuse
9. North Carolina
10. Marquette

1980

1. DePaul
2. LSU
3. Kentucky
4. Louisville
5. Oregon State
6. Syracuse
7. Indiana
8. Maryland
9. Ohio State
10. Georgetown

1981

1. DePaul
2. Oregon State
3. Virginia
4. LSU
5. Arizona State
6. North Carolina
7. Indiana
8. Kentucky
9. Notre Dame
10. Utah

1982

1. North Carolina
2. DePaul
3. Virginia
4. Oregon State
5. Missouri
6. Minnesota
7. Georgetown
8. Idaho
9. Memphis State
10. Fresno State

1983

1. Houston
2. Louisville
3. St. John's
4. Virginia
5. Indiana
6. UNLV
7. UCLA
8. North Carolina
9. Arkansas
10. Missouri

1984

1. North Carolina
2. Georgetown
3. Kentucky
4. DePaul
5. Houston
6. Illinois
7. Oklahoma
8. Arkansas
9. Texas-El Paso
10. Purdue

1985

1. Georgetown
2. Michigan
3. St. John's
4. Oklahoma
5. Memphis State
6. Georgia Tech
7. North Carolina
8. Louisiana Tech
9. UNLV
10. Duke

1986

1. Duke
2. Kansas
3. Kentucky
4. St. John's
5. Michigan
6. Georgia Tech
7. Louisville
8. North Carolina
9. Syracuse
10. Notre Dame

1987

1. UNLV
2. North Carolina
3. Indiana
4. Georgetown
5. DePaul
6. Iowa
7. Purdue
8. Temple
9. Alabama
10. Syracuse

1988

1. Temple
2. Arizona
3. Purdue
4. Oklahoma
5. Duke
6. Kentucky
7. North Carolina
8. Pittsburgh
9. Syracuse
10. Michigan

1989

1. Arizona
2. Georgetown
3. Illinois
4. Oklahoma
5. North Carolina
6. Missouri
7. Syracuse
8. Indiana
9. Duke
10. Michigan

1990

1. Oklahoma
2. UNLV
3. Connecticut
4. Michigan State
5. Kansas
6. Syracuse
7. Arkansas
8. Georgetown
9. Georgia Tech
10. Purdue

1991

1. UNLV
2. Arkansas
3. Indiana
4. North Carolina
5. Ohio State
6. Duke
7. Syracuse
8. Arizona
9. Kentucky
10. Utah

1992

1. Duke
2. Kansas
3. Ohio State
4. UCLA
5. Indiana
6. Kentucky
7. UNLV
8. USC
9. Arkansas
10. Arizona

1993

1. Indiana
2. Kentucky
3. Michigan
4. North Carolina
5. Arizona
6. Seton Hall
7. Cincinnati
8. Vanderbilt
9. Kansas
10. Duke

1994

1. North Carolina
2. Arkansas
3. Purdue
4. Connecticut
5. Missouri
6. Duke
7. Kentucky
8. Massachusetts
9. Arizona
10. Louisville

1995

1. UCLA
2. Kentucky
3. Wake Forest
4. North Carolina
5. Kansas
6. Arkansas
7. Massachusetts
8. Connecticut
9. Villanova
10. Maryland

1996

1. Massachusetts
2. Kentucky
3. Connecticut
4. Georgetown
5. Kansas
6. Purdue
7. Cincinnati
8. Texas Tech
9. Wake Forest
10. Villanova

1997

1. Kansas
2. Utah
3. Minnesota
4. North Carolina
5. Kentucky
6. South Carolina
7. UCLA
8. Duke
9. Wake Forest
10. Cincinnati

1998

1. North Carolina
2. Kansas
3. Duke
4. Arizona
5. Kentucky
6. Connecticut
7. Utah
8. Princeton
9. Cincinnati
10. Stanford

1999

1. Duke
2. Michigan State
3. Connecticut
4. Auburn
5. Maryland
6. Utah
7. Stanford
8. Kentucky
9. St. John's
10. Miami

2000

1. Duke
2. Michigan State
3. Stanford
4. Arizona
5. Temple
6. Iowa State
7. Cincinnati
8. Ohio State
9. St. John's
10. LSU

2001

1. Duke
2. Stanford
3. Michigan State
4. Illinois
5. Arizona
6. North Carolina
7. Boston College
8. Florida
9. Kentucky
10. Iowa State

2002

1. Duke
2. Kansas
3. Oklahoma
4. Maryland
5. Cincinnati
6. Gonzaga
7. Arizona
8. Alabama
9. Pittsburgh
10. Connecticut

2003

1. Kentucky
2. Arizona
3. Oklahoma
4. Pittsburgh
5. Texas
6. Kansas
7. Duke
8. Wake Forest
9. Marquette
10. Florida

2004

1. Stanford
2. Kentucky
3. Gonzaga
4. Oklahoma State
5. St. Joseph's
6. Duke
7. Connecticut
8. Mississippi State
9. Pittsburgh
10. Wisconsin

2005

1. Illinois
2. North Carolina
3. Duke
4. Louisville
5. Wake Forest
6. Oklahoma State
7. Kentucky
8. Washington
9. Arizona
10. Gonzaga

2006

1. Duke
2. Connecticut
3. Villanova
4. Memphis
5. Gonzaga
6. Ohio State
7. Boston College
8. UCLA
9. Texas
10. North Carolina

2007

1. Ohio State
2. Kansas
3. Florida
4. North Carolina
5. Memphis
6. Wisconsin
7. UCLA
8. Georgetown
9. Texas A&M
10. Oregon

2008

1. North Carolina
2. Memphis
3. UCLA
4. Kansas
5. Tennessee
6. Wisconsin
7. Texas
8. Georgetown
9. Duke
10. Stanford

2009

1. Louisville
2. North Carolina
3. Memphis
4. Pittsburgh
5. Connecticut
6. Duke
7. Oklahoma
8. Michigan State
9. Missouri
10. Gonzaga

2010

1. Kansas
2. Kentucky
3. Duke
4. Syracuse
5. Ohio State
6. West Virginia
7. Kansas State
8. New Mexico
9. Villanova
10. Purdue

2011

1. Ohio State
2. Kansas
3. Duke
4. Pittsburgh
5. Notre Dame
6. San Diego State
7. North Carolina
8. Texas
9. Connecticut
10. BYU

2012

1. Kentucky
2. Syracuse
3. Missouri
4. North Carolina
5. Michigan State
6. Kansas
7. Ohio State
8. Duke
9. Baylor
10. Florida State

2013

1. Gonzaga
2. Louisville
3. Kansas
4. Indiana
5. Miami [Fl.]
6. Duke
7. Ohio State
8. Georgetown
9. Michigan State
10. New Mexico

ACC Schools at No. 1 (AP)

▶ Duke	127
North Carolina	108
NC State	13
Virginia	12
Syracuse	3
Wake Forest	3
Georgia Tech	1
Boston College	0
Clemson	0
Florida State	0
Louisville	0
Miami	0
Notre Dame	0
Pittsburgh	3
Virginia Tech	0

Rankings include only those since joining the ACC

AP No. 1 Rankings (Since 1989-90)

▶ Duke	96
North Carolina	52
Kansas	46
Connecticut	29
Arizona	26
UNLV	18
Kentucky	17
Stanford	16
Illinois	15
Cincinnati	15

AP Top 10 Ranking Streak
 • Duke has registered four of 10 longest top 10 ranking streaks in NCAA history.

Consecutive Weeks Ranked in the AP Top 10 - ACC

Team	Weeks	Span
Duke	122	11/26/07 - 1/6/14
Duke	75	12/26/61 - 12/6/66
Duke	69	1/22/91 - 12/26/94
Maryland	68	11/25/72 - 3/2/76
Duke	67	12/20/99 - 3/3/03

Consecutive Weeks Ranked in the AP Top 10 - NCAA

Team	Weeks	Span
UCLA	155	11/15/66 - 1/20/76
Duke	122	11/26/07 - 1/6/14
Kentucky	91	3/14/94 - 2/15/99
Kansas	76	11/21/94 - 12/7/98
Duke	75	12/26/61 - 12/6/66
Duke	69	1/22/91 - 12/26/94
Maryland	68	11/25/72 - 3/2/76
Duke	67	12/20/99 - 3/3/03
Marquette	66	2/17/70 - 2/26/74
North Carolina	62	3/6/06 - 11/16/09
North Carolina	62	2/26/85 - 1/10/89

2014

1. Florida
2. Wichita State
3. Virginia
4. Arizona
5. Louisville
6. Villanova
7. Michigan
8. Duke
9. Iowa State
10. Kansas

1994

1. Arkansas
2. **Duke** ◀
3. Arizona
4. Florida
5. Purdue
6. Missouri
7. Connecticut
8. Michigan
9. North Carolina
10. Louisville

1995

1. UCLA
2. Arkansas
3. North Carolina
4. Oklahoma State
5. Kentucky
6. Connecticut
7. Massachusetts
8. Virginia
9. Wake Forest
10. Kansas

1996

1. Kentucky
2. Massachusetts
3. Syracuse
4. Mississippi State
5. Kansas
6. Cincinnati
7. Georgetown
8. Connecticut
9. Wake Forest
10. Texas Tech

1997

1. Arizona
2. Kentucky
3. Minnesota
4. North Carolina
5. Kansas
6. Utah
7. UCLA
8. Clemson
9. Wake Forest
10. Louisville

1998

1. Kentucky
2. Utah
3. North Carolina
4. Stanford
5. **Duke** ◀
6. Arizona
7. Connecticut
8. Kansas
9. Purdue
10. Michigan State

**USA Today/
ESPN Polls**

*Final Top 10
(Coaches 1999-p)*

1999

1. Connecticut
2. **Duke** ◀
3. Michigan State
4. Ohio State
5. Kentucky
6. St. John's
7. Auburn
8. Maryland
9. Stanford
10. Utah

2000

1. Michigan State
2. Florida
3. Iowa State
4. **Duke** ◀
5. Stanford
6. Oklahoma State
7. Cincinnati
8. Arizona
9. Tulsa
10. Temple

2001

1. **Duke** ◀
2. Arizona
3. Michigan State
4. Maryland
5. Stanford
6. Illinois
7. Kansas
8. Kentucky
9. Mississippi
10. North Carolina

2002

1. Maryland
2. Kansas
3. Indiana
4. Oklahoma
5. **Duke** ◀
6. Oregon
7. Connecticut
8. Cincinnati
9. Pittsburgh
10. Arizona

2003

1. Syracuse
2. Kansas
3. Texas
4. Kentucky
5. Arizona
6. Marquette
7. Oklahoma
8. Pittsburgh
9. **Duke** ◀
10. Maryland

2004

1. Connecticut
2. **Duke** ◀
3. Georgia Tech
4. Oklahoma State
5. St. Joseph's
6. Stanford
7. Pittsburgh
8. Kentucky
9. Kansas
10. Texas

2005

1. North Carolina
2. Illinois
3. Louisville
4. Michigan State
5. Kentucky
6. Arizona
7. **Duke** ◀
8. Oklahoma State
9. Washington
10. Wisconsin

2006

1. Florida
2. UCLA
3. LSU
4. Connecticut
5. Villanova
6. Memphis
7. **Duke** ◀
8. George Mason
9. Texas
10. Gonzaga

2007

1. Florida
2. Ohio State
3. UCLA
4. Georgetown
5. Kansas
6. North Carolina
7. Memphis
8. Oregon
9. Texas A&M
10. Pittsburgh

2008

1. Kansas
2. Memphis
3. North Carolina
4. UCLA
5. Texas
6. Louisville
7. Tennessee
8. Xavier
9. Davidson
10. Wisconsin

2009

1. North Carolina
2. Michigan State
3. Connecticut
4. Villanova
5. Louisville
6. Pittsburgh
7. Oklahoma
8. Missouri
9. Memphis
10. Kansas

2010

1. **Duke** ◀
2. Butler
3. West Virginia
4. Michigan State
5. Kentucky
6. Kansas
7. Kansas State
8. Syracuse
9. Tennessee
10. Baylor

2011

1. Connecticut
2. Butler
3. Kentucky
4. Kansas
5. Ohio State
6. VCU
7. **Duke** ◀
8. North Carolina
9. Arizona
10. Florida

2012

1. Kentucky
2. Kansas
3. Ohio State
4. Louisville
5. Syracuse
6. North Carolina
7. Michigan State
8. Baylor
9. Florida
10. Marquette

2013

1. Louisville
2. Michigan
3. Syracuse
4. Wichita State
5. **Duke** ◀
6. Ohio State
7. Indiana
8. Kansas
9. Florida
10. Miami [Fla.]

2014

1. Connecticut
2. Kentucky
3. Florida
4. Wisconsin
5. Arizona
6. Michigan
7. Wichita State
8. Michigan State
9. Louisville
10. Virginia

Regular Season Poll Titles

School	AP	Coaches	Total Titles	First	Last
Kentucky	9	7	16	1949	2012
▶ Duke	7	8	15	1986	2010
UCLA	8	7	15	1964	1995
North Carolina	6	5	11	1957	2009
Indiana	3	5	8	1953	1993
Ohio State	4	2	6	1961	2011
DePaul	2	2	4	1980	1981
Houston	2	2	4	1968	1983
Michigan	2	2	4	1965	1977
San Francisco	2	2	4	1955	1956
UNLV	2	2	4	1987	1991
Kansas	2	2	4	1997	2010
Connecticut	1	3	4	1999	2014
Florida	1	2	3	2006	2014
Cincinnati	2	1	3	1960	1963
Arizona	1	1	2	1989	1989
Georgetown	1	1	2	1985	1985
Illinois	1	1	2	2005	2005
Indiana State	1	1	2	1979	1979
Kansas State	1	1	2	1959	1959
Massachusetts	1	1	2	1996	1996
NC State	1	1	2	1974	1974
Oklahoma	1	1	2	1990	1990
Stanford	1	1	2	2004	2004
Temple	1	1	2	1988	1988
West Virginia	1	1	2	1958	1958
Louisville	1	1	2	2009	2013
Arkansas	0	1	1	1994	1994
Bradley	1	0	1	1950	1950
Gonzaga	1	0	1	2013	2013
California	0	1	1	1960	1960

Note: Duke is the only team to finish the regular season at No. 1 in the rankings four straight seasons. Each year from 1998-99 through 2001-02, the Blue Devils topped both the AP and coaches' polls at the end of the regular season.

Retired Jerseys

Duke has set aside a day to recognize one of its own on 13 occasions. Thirteen banners hang from the rafters of Cameron Indoor Stadium, honoring each of those events. It's officially known as Retirement Day.

There is no higher honor than having your basketball number and jersey retired, and 13 times Duke University has done just that. The names reverberate in prestige — Shane Battier, Johnny Dawkins, Danny Ferry, Mike Gminski, Dick Groat, Art Heyman, Grant Hill, Bobby Hurley, Christian Laettner, Jeff Mullins, J.J. Redick, Jason Williams and Shelden Williams.

Though there is no 'official' criteria to have a jersey retired at Duke, a player must achieve at a national level — earn National Player of the Year or National Defensive Player of the Year honors, set an NCAA record, win a gold medal representing his country in the Olympics or earn All-America recognition. What distinguishes Duke's retired jersey players from many other schools is the main criteria. No jersey will be retired at Duke unless the player has earned his degree.

Groat was the first Blue Devil to be so honored when his No. 10 was officially retired on May 1, 1952. It would not be until February 20, 1980, that the next jersey would be retired at Duke — Gminski's No. 43. In the early 1990s, Heyman's No. 25 and Mullins' No. 44 were retired nearly three decades after their Duke playing days.

After Mike Krzyzewski's arrival in 1980 and Duke's dominant run that began in the middle of that decade, nine players had their jerseys retired, starting with Dawkins in 1986 and ending with J.J. Redick and Shelden Williams in 2007.

Retirement Day

10 - Dick Groat	May 1, 1952
25 - Art Heyman	March 4, 1990
44 - Jeff Mullins	December 6, 1994
43 - Mike Gminski	February 20, 1980
24 - Johnny Dawkins	February 22, 1986
35 - Danny Ferry	February 18, 1989
32 - Christian Laettner	February 26, 1992
11 - Bobby Hurley	February 28, 1993
33 - Grant Hill	February 27, 1994
31 - Shane Battier	February 21, 2001
22 - Jason Williams	February 5, 2003
23 - Shelden Williams	January 28, 2007
4 - J.J. Redick	February 4, 2007



Shane Battier **31**
 6-8 • 220 • Birmingham, Mich. • Religion Major

Shane Battier began his career at Duke with a solid freshman season as an ACC All-Freshman Team selection, averaging 7.6 points and 6.4 rebounds per game in 1997-98. By his sophomore year, Battier was proving to be an outstanding defensive player, earning his first of an eventual three NABC National Defensive Player of the Year awards. Battier helped lead the 1999 Blue Devils to the NCAA Championship game and a 37-2 record, making them the number one team in the final AP poll. The honors kept mounting in Battier's junior year. In addition to the NABC Co-Defensive Player of the Year award, he earned second team All-America, first team All-ACC, first team All-ACC Tournament and first team Academic All-America honors. He led Duke in scoring (17.4 ppg), blocked shots (70) and three-point percentage (.444). Battier's outstanding career at Duke was capped with a national championship in 2001 along with the ACC regular season title and the ACC Tournament title. As a senior in 2000-01, Battier averaged 19.9 points, 7.3 rebounds, 2.3 blocks, 2.1 steals and 1.8 assists. He was named the 2001 consensus National Player of the Year, NABC National Defensive Player of the Year, first team All-America, Verizon Academic All-America, Final Four Most Outstanding Player, ACC Co-Player of the Year, ACC Tournament Most Valuable Player, first team All-ACC and ACC All-Defensive Team. Battier was the sixth pick in the 2001 NBA Draft and was named to the 2002 NBA All-Rookie Team.

Battier's Career Statistics

Year	G	FG-FGA	Pct	FT-FTA	Pct	Reb-Avg	Pts-Avg
1997-98	36	96-178	.539	79-108	.731	230-6.4	275-7.6
1998-99	37	114-209	.545	71-98	.724	180-4.9	338-9.1
1999-00	34	190-383	.496	134-164	.817	192-5.6	593-17.4
2000-01	39	251-533	.471	152-191	.796	285-7.3	778-19.9
Totals	146	651-1303	.500	436-561	.777	887-6.1	1984-13.6



Johnny Dawkins 24
 6-2 • 165 • Washington, D.C. • Political Science Major

Johnny Dawkins was part of the freshman class that would be the beginning of modern Duke basketball. Dawkins was a Freshman All-America and second team All-ACC selection in 1983, scoring in double figures in 27 of 28 games. As a sophomore, Dawkins averaged 19.4 points per game and was selected to the second team All-ACC and first team All-ACC Tournament. Dawkins earned first team All-America and first team All-ACC honors as a junior, averaging 18.8 points per game and was the team MVP for the third year in a row. As a senior in 1985-86, Dawkins led the team to a 37-3 record and the NCAA Championship game as well as the Big Apple NIT title, ACC regular season title, and ACC Tournament title. He was named the National Player of the Year, East Regional MVP, All-Final Four, first team All-America, first team All-ACC and ACC Tournament MVP. He led Duke in scoring for four consecutive years. Duke's second all-time leading scorer, Dawkins amassed 2,556 points in his career as a Blue Devil. He is Duke's all-time leader in field goals made and field goals attempted. He was the 10th pick overall in the 1986 NBA Draft and played in the NBA from 1986-95. He was on the Duke coaching staff for 11 years and is currently the head coach at Stanford University.



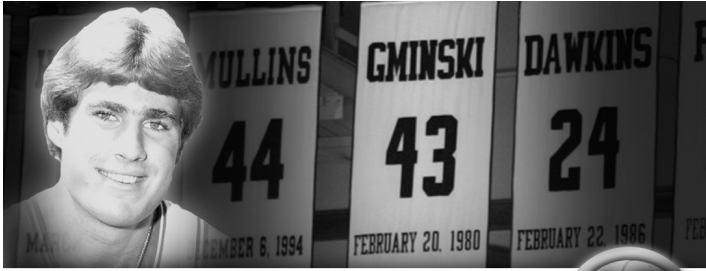
Danny Ferry 35
 6-10 • 230 • Bowie, Md. • Political Science Major

As a freshman in 1985-86, Danny Ferry was an integral part of the record-setting Blue Devil team that was 37-3 and made it to the National Championship game as well as winning the ACC Championship. By Ferry's sophomore season, he led Duke in scoring, rebounds and assists, earning him second team All-ACC honors. As a junior, Ferry had a 19.1 points per game scoring average and led the team in scoring, rebounding, minutes, free throw percentage and blocked shots. His junior season he was first team All-America, a National Player of the Year finalist, ACC Player of the Year, winner of the McKeelin Award for the ACC's top athlete, MVP of the ACC Tournament and the NCAA East Regional and was first team All-ACC. In Ferry's senior year, he helped his team advance to the Final Four and led the ACC with a 22.6 scoring average. Among the numerous accolades he earned his senior year were: National Player of the Year, first team All-America, ACC Player of the Year, winner of the McKeelin Award, MVP of the East Regional and USA Today Collegiate Achiever of the Year. He was the first player in ACC history to compile 2,000 points, 1,000 rebounds and 500 assists. Ferry was the number two pick in the 1989 NBA Draft and he played in the NBA from 1990-2003, winning the NBA championship in 2003 with the San Antonio Spurs.

TRADITION

Dawkins' Career Statistics							
Year	G	FG-FGA	Pct	FT-FTA	Pct	Reb-Avg	Pts-Avg
1982-83	28	207-414	.500	73-107	.682	115-4.1	506-18.1
1983-84	34	263-547	.481	133-160	.831	138-4.1	659-19.4
1984-85	31	225-455	.495	132-166	.795	141-4.5	582-18.8
1985-86	40	331-603	.549	147-181	.812	142-3.6	809-20.2
Totals	133	1026-2019	.508	485-614	.789	536-4.0	2556-19.2

Ferry's Career Statistics							
Year	G	FG-FGA	Pct	FT-FTA	Pct	Reb-Avg	Pts-Avg
1985-86	40	91-198	.460	54-86	.628	221-5.5	236-5.9
1986-87	33	172-383	.449	92-109	.844	256-7.8	461-14.0
1987-88	35	247-519	.476	135-163	.828	266-7.6	667-19.1
1988-89	35	300-575	.522	146-193	.756	260-7.4	791-22.6
Totals	143	810-1675	.484	427-551	.775	1003-7.0	2155-15.1



Mike Gminski 43
 6-11 • 240 • Monroe, Conn. • History Major

Mike Gminski got off to a huge start as a freshman Blue Devil, averaging 15.3 points and 10.7 rebounds per game and subsequently being named ACC Co-Rookie of the Year in 1977. His sophomore year, Gminski led Duke to the ACC Championship and the NCAA Championship game. Gminski averaged 20 points and 10 rebounds per game on his way to earning first team All-ACC, All-NCAA Final Four, All-East Regional and CoSIDA Academic All-America. In Gminski's junior season, he was named ACC Player of the Year, first team CoSIDA Academic All-America and team Co-MVP along with Jim Spanarkel. Gminski averaged 18.8 points per game and 9.2 rebounds as the Blue Devils claimed a first-place tie in the ACC. In Gminski's senior year, he was a first team All-America selection and averaged 21.3 points and 10.9 rebounds per game. For the third time, Gminski was All-ACC and was named to the All-ACC Tournament first team. His senior year of 1979-80, Gminski was also named to the CoSIDA Academic All-America team for the third time and was the Big Four Tournament MVP. He finished his career at Duke with 2,323 points, 1,242 rebounds and 345 blocked shots. He ranks second on Duke's all-time rebounds and blocked shots list and is fourth on Duke's career scoring chart. In 2006, he was named to the CoSIDA Academic All-America Hall of Fame. Gminski was the number seven pick in the 1980 NBA Draft and played 14 years in the NBA with New Jersey, Philadelphia, Charlotte and Milwaukee.



Dick Groat 10
 6-0 • 180 • Swissvale, Pa. • History Major

As a sophomore in 1949-50, Dick Groat was second team All-Southern Conference, averaging 14.5 points per game. By his junior season of 1950-51, Groat was named the Most Valuable Player of the Southern Conference Tournament and won the McKeivin Award for the Southern Conference Athlete of the Year. He made several All-America squads and was an all-state selection as well. In his junior year, Groat scored a national record of 831 points. He also set the national free throw record with 261. Groat's senior year of 1951-52 was marked by even more prestigious honors as he was named the National Player of the Year and once again the recipient of the McKeivin Award. Additionally, Groat was a first team All-America selection on the baseball diamond and he led the Blue Devils to their first College World Series appearance. After graduating from Duke, Groat was a first-round draft pick in the 1952 NBA Draft. A two-time All-America, All-Big South and All-Big Four selection in baseball, Groat went on to play 14 years in Major League Baseball. He was a three-time All-Star with the Pittsburgh Pirates and the St. Louis Cardinals and was named the National League MVP in 1960 with a league-leading .325 batting average as the Pirates won the World Series. He also won a second world title with the Cardinals in 1964. Groat became the first Blue Devil to have his jersey retired on May 1, 1952.

TRADITION

Gminski's Career Statistics

Year	G	FG-FGA	Pct	FT-FTA	Pct	Reb-Avg	Pts-Avg
1976-77	27	175-340	.515	64-91	.703	289-10.7	414-15.3
1977-78	32	246-450	.547	148-176	.841	319-10.0	640-20.0
1978-79	30	218-420	.519	129-177	.729	275-9.2	565-18.8
1979-80	33	262-487	.538	180-214	.841	359-10.9	704-21.3
Totals	122	901-1697	53.0	521-658	.791	1242-10.1	2323-19.0

Groat's Career Statistics

Year	G	FG-FGA	Pct	FT-FTA	Pct	Reb-Avg	Pts-Avg
1949-50	19	109-256	.426	57-98	.582	NA	275-14.5
1950-51	33	285-713	.400	261-331	.789	NA	831-25.2
1951-52	30	288-700	.411	204-281	.726	229-7.6	780-26.0
Totals	82	682-1669	.409	522-710	.735	NA	1886-23.0

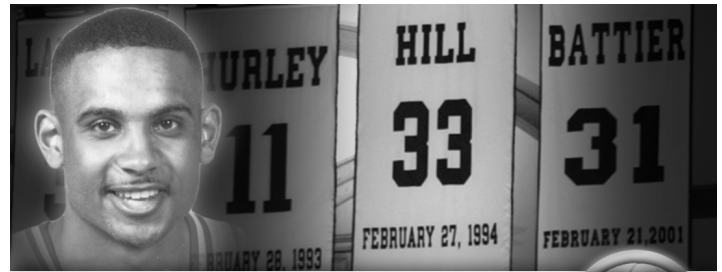


Art Heyman

25

6-5 • 205 • Rockville Center, N.Y. • History Major

Art Heyman immediately made a huge impact at Duke as a freshman in 1959-60, averaging more than 30 points per game and recording a single-game high of 47 points. As a co-captain his sophomore year, Heyman earned All-America honors and was the nation's number eight scorer with a 25.2 scoring average. He also averaged 10.9 rebounds per game and led Duke in nearly every statistical category in 1960-61. Once again an All-America selection as a junior in 1962, Heyman averaged 25.3 points and 11.2 rebounds per game. After leading the Blue Devils in nearly every statistical category, Heyman was a near unanimous selection on the All-ACC first team. As a senior in 1962-63, Heyman left his mark on Duke by helping the team earn its first trip to the Final Four. Heyman was the 1963 ACC Player of the Year and ACC Tournament MVP as his team captured the ACC Championship. For the third year in a row, Heyman earned All-America honors along with being named the National Player of the Year. He scored 29 points and pulled down 12 rebounds in the NCAA semifinals against Loyola and was named Most Outstanding Player at the Final Four. Heyman's 25.1 scoring average ranks first in Duke's career record book. After graduating from Duke, Heyman was the top player taken in the 1963 NBA Draft.



Grant Hill

33

6-8 • 225 • Reston, Va. • Political Science Major

Grant Hill got off to a solid start as a freshman, earning Freshman All-America, ACC All-Freshman and second team All-ACC Tournament honors playing on Duke's first national championship team in 1990-91. Hill's sophomore season was once again marked by being a part of the national championship team that was the top-ranked squad in the country from start to finish. He averaged 14.0 points, 5.7 rebounds and 3.7 assists on his way to earning second team All-America honors by UPI, honorable mention All-America accolades by the Associated Press, All-Final Four, second team All-ACC, Basketball Times All-Region and USBWA All-District honors in 1992. In Hill's junior year, he averaged 18.0 points and 6.4 rebounds per game. He was awarded the Henry Iba Corinthian Award for the nation's top defender as well as being named second team All-America by UPI and USBWA, third team All-America by AP and first team All-ACC. In 1994, Hill's senior season, he led the Blue Devils back to the Final Four and averaged 17.4 points and 6.9 rebounds per game. He became the first player in ACC history to have more than 1,900 points, 700 rebounds, 400 assists, 200 steals and 100 blocked shots. Hill was first team All-America, Street & Smith's National Player of the Year, a finalist for the Wooden Award, Naismith Award and RCA/USBWA Award given to the National Player of the Year. Hill also garnered ACC Player of the Year, Southeast Regional MVP and All Final-Four honors on his way to being the number three pick in the 1994 NBA Draft. Hill, the 1995 co-winner of the NBA Rookie of the Year Award, was a six-time NBA All-Star.

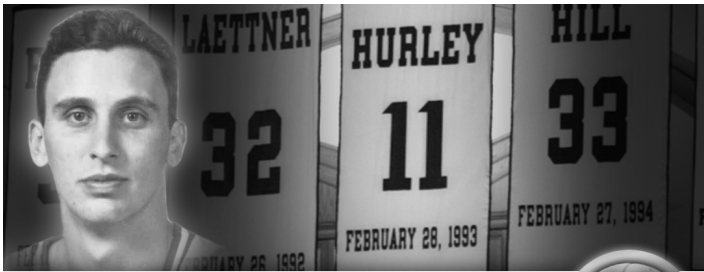
TRADITION

Heyman's Career Statistics

Year	G	FG-FGA	Pct	FT-FTA	Pct	Reb-Avg	Pts-Avg
1960-61	25	229-488	.469	171-263	.650	272-10.9	629-25.2
1961-62	24	219-506	.433	170-276	.616	269-11.2	608-25.3
1962-63	30	265-586	.452	217-314	.691	324-10.8	747-24.9
Totals	79	713-1580	.451	558-853	.654	865-10.9	1984-25.1

Hill's Career Statistics

Year	G	FG-FGA	Pct	FT-FTA	Pct	Reb-Avg	Pts-Avg
1990-91	36	160-310	.516	81-133	.609	183-5.1	402-11.2
1991-92	33	182-298	.611	99-135	.733	187-5.7	463-14.0
1992-93	26	185-320	.578	94-126	.746	166-6.4	468-18.0
1993-94	34	218-472	.462	116-165	.703	233-6.9	591-17.4
Totals	129	745-1400	.532	390-559	.698	769-6.0	1924-14.9



Bobby Hurley



6-2 • 165 • Jersey City, N.J. • Political Science Major



Christian Laettner



6-11 • 235 • Angola, N.Y. • Sociology Major

Bobby Hurley made an immediate impact on Duke as a freshman, starting in all 38 games as the Blue Devils advanced to the 1990 Final Four. In his first year he was named first team Freshman All-America by Basketball Times and honorable mention All-America by The Sporting News. In Hurley's sophomore season of 1990-91, the Blue Devils captured the ACC title and their first national championship and Hurley earned honorable mention All-America accolades by AP. Hurley was named All-Final Four, third team All-ACC and Midwest Regional MVP. In 1991-92, Hurley's junior year, Duke went 34-2 and once again won the national championship along with the ACC regular season title and the ACC Tournament Championship. Hurley averaged 13.2 points and 7.6 assists as he was named NABC first team All-America and a National Player of the Year finalist. He was also the MVP of the Final Four, third team All-America by AP and UPI, second team All-ACC, first team All-ACC Tournament and All-East Regional. Hurley was named consensus first team All-America, first team All-ACC and was a finalist for the Wooden Award given to the National Player of the Year as a senior in 1992-93. He averaged 17.0 points and 8.2 assists and set the NCAA career assists record with 1,076. Hurley's 264 three-pointers set the school record and still rank fourth all-time at Duke. Hurley also set the school record for assists in a season with 289 as a sophomore and holds the top three single-season assist marks at Duke. Hurley was the number seven pick in the 1993 NBA Draft. He had a five-year NBA career with Sacramento and Vancouver.

Christian Laettner has become a name synonymous with success, as he was part of four Duke Final Four teams. As a freshman in 1988-89, he averaged 8.9 points per game and was named All-East Regional and second team All-ACC Tournament. In Laettner's sophomore season of 1989-90, he averaged 16.3 points and 9.6 rebounds and was named third team All-America, second team All-ACC and MVP of the East Regional. The third trip was the charm for Laettner as the 1991 team captured Duke's first National Championship. Laettner's awards mounted his junior year as he was named second team All-America, MVP of the Final Four, the McKeelin Award winner for ACC Athlete of the Year, first team All-ACC and All-Midwest Regional. Laettner averaged 19.8 points, 8.7 rebounds, had 75 steals, 44 blocked shots and a 57.5 field goal percentage. As a senior in 1991-92, Laettner once again helped lead the Blue Devils to the National Championship, the ACC regular season title and the ACC Tournament Championship as the squad compiled a 34-2 record and managed to hold the No. 1 position in the national rankings every week of the season. Laettner was the National Player of the Year, ACC Player of the Year, ACC Athlete of the Year, ACC Tournament MVP and MVP of the East Regional. With 2,460 points and 1,149 rebounds during his collegiate career, Laettner ranks third in both categories in the Duke record books. His 713 free throws made at Duke are a school record. Laettner was the third player taken in the 1992 NBA Draft and played 12 seasons in the NBA.

TRADITION

Hurley's Career Statistics

Year	G	FG-FGA	Pct	FT-FTA	Pct	Reb-Avg	Pts-Avg
1989-90	38	92-262	.351	110-143	.769	68-1.8	335-8.8
1990-91	39	141-333	.423	83-114	.728	93-2.4	441-11.3
1991-92	31	123-284	.433	105-133	.789	61-2.0	410-13.2
1992-93	32	157-373	.421	143-178	.803	84-2.6	545-17.0
Totals	140	513-1252	.410	441-568	.776	306-2.2	1731-12.4

Laettner's Career Statistics

Year	G	FG-FGA	Pct	FT-FTA	Pct	Reb-Avg	Pts-Avg
1988-89	36	115-159	.723	88-121	.727	170-4.7	319-8.9
1989-90	38	194-380	.511	225-269	.836	364-9.6	619-16.3
1990-91	39	271-471	.575	211-263	.802	340-8.7	771-19.8
1991-92	35	254-442	.575	189-232	.815	275-7.9	751-21.5
Totals	148	834-1452	.574	713-885	.806	1149-7.8	2460-16.6

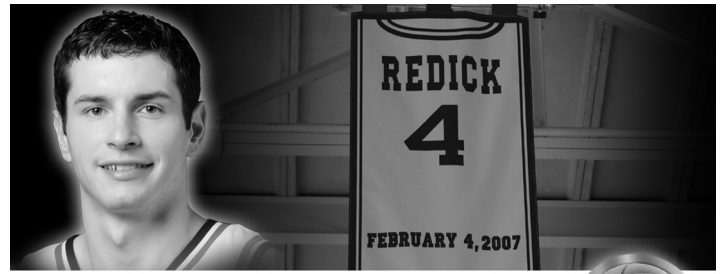


Jeff Mullins

44

6-4 • 185 • Lexington, Ky. • Liberal Arts Major

Jeff Mullins came to Duke as a high school All-America honoree from Lexington, Ky. As early as his freshman season, Mullins was putting up big numbers for the Blue Devils, averaging a team-high 24.6 points per game in 1960-61. Mullins' sophomore season culminated with All-ACC and All-Tournament team honors after he averaged 21.0 points and 10.4 rebounds per game while shooting 51.4 percent from the floor. In his junior year of 1962-63, Mullins, along with Art Heyman, led the Blue Devils to Duke's first Final Four. Mullins was an All-America honoree and was selected to both the All-ACC and All-Tournament teams. He averaged 20.3 points on 54.9 percent field goal shooting and pulled down 8.0 rebounds per game. Mullins was once again an All-America selection as a senior in 1964 after leading Duke to the Final Four for the second straight year. He averaged 24.2 points and 8.9 rebounds per game and earned ACC Player of the Year as well as ACC Tournament MVP accolades. Mullins also received the McKeelin Award, given to the ACC Athlete of the Year. Mullins is fourth on Duke's career scoring average list with 21.9 points per game from 1962-64. Mullins finished his Blue Devil career with 1,884 points and went on to play on the gold medal-winning 1964 U.S. Olympic basketball team. He became a five-time NBA All-Star and as a member of the 1975 Golden State team, was the first Duke player to be a part of a NBA championship team.



J.J. Redick

4

6-4 • 190 • Roanoke, Va. • History Major

J.J. Redick entered Duke as a McDonald's All-America and with a reputation as one of the best pure shooters in the game. He closed his career as the leading scorer in ACC history with 2,769 career points (16th in NCAA history) and the NCAA record holder with 457 three-point field goals made. Redick, a two-time National and ACC Player of the Year, also ranked second among the NCAA's all-time leaders in free throw percentage (.912). During his freshman campaign, Redick averaged 15.0 points per game en route to third team All-ACC honors. He claimed third team All-America honors and led Duke to a 31-6 record and a trip to the 2004 Final Four by averaging 15.9 points as a sophomore. Redick shot an ACC-best 95.3 percent (143-of-150) from the free throw line, including a conference-record 54 consecutive made free throws. Redick took his game to new heights in 2004-05, averaging an ACC-best 21.8 points while earning unanimous first team All-America and ACC Player of the Year accolades. Redick also claimed the 2005 Rupp Award after reaching double-figures in scoring 31 times, including 21 games with 20 or more points. As a senior, Redick recorded the most prolific scoring season in school history and became the second Duke player and only the eighth overall in college basketball history to repeat as National Player of the Year. He also repeated as a first team All-America (unanimous selection) and as the ACC Player of the Year. The Roanoke, Va., native led the ACC and finished second in the NCAA in scoring at 26.8 points per game, while shooting 47.0 percent (302-of-643) from the field and 42.1 percent (139-of-330) from three-point range. He scored in double-figures in all 36 games, including 28 games with 20+ points, 14 games with 30+ points and three 40+ point games. Redick also claimed the James E. Sullivan Award as the nation's top amateur athlete following his senior campaign.

TRADITION

Mullins' Career Statistics

Year	G	FG-FGA	Pct	FT-FTA	Pct	Reb-Avg	Pts-Avg
1961-62	25	214-416	.515	98-138	.710	259-10.4	526-21.0
1962-63	30	256-466	.549	96-131	.733	241-8.0	608-20.3
1963-64	31	300-613	.489	150-183	.820	276-8.9	750-24.2
Totals	86	770-1495	.515	344-452	.761	776- 9.0	1884-21.9

Redick's Career Statistics

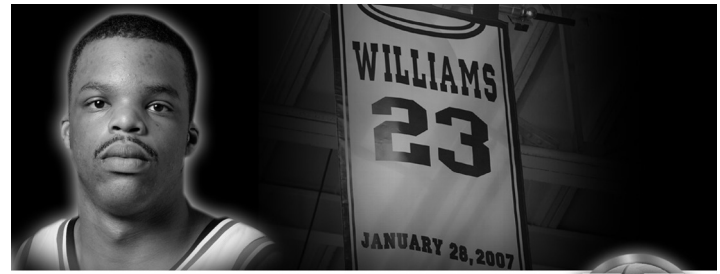
Year	G	FG-FGA	Pct	FT-FTA	Pct	Reb-Avg	Pts-Avg
2002-03	33	149-361	.413	102-111	.919	81-2.5	495-15.0
2003-04	37	172-407	.423	143-150	.953	115-3.1	589-15.9
2004-05	33	202-495	.408	196-209	.938	108-3.3	721-21.8
2005-06	36	302-643	.470	221-256	.863	71-2.0	964-26.8
Totals	139	825-1906	.433	662-726	.912	375-2.7	2769-19.9



Jason Williams 22

6-2 • 195 • Plainfield, N.J. • Sociology Major

Jason Williams entered Duke as a McDonald's All-America and the winner of the Morgan Wootten Award, given to the top prep player in the nation. Williams was a starter from his very first game and ended his first year as The Sporting News National Freshman of the Year in 2000. In his freshman year, Williams averaged 14.5 points, 4.2 rebounds, 6.5 assists and 2.4 steals per game. He also collected ACC Tournament Most Valuable Player, Basketball Times first team Freshman All-America and Associated Press ACC All-Freshman team honors. As a sophomore in 2000-01, Williams helped lead the Blue Devils to their third national championship and had Duke's second highest season points total with 841. Williams was named the National Player of the Year by the NABC and Point Guard of the Year by ESPN. He was an All-Final Four team, unanimous first team All-ACC, first team ACC All-Tournament and first team All-America selection as well as a finalist for both the Wooden and Naismith Awards. The accolades continued to mount for Williams in his third and final season as a Blue Devil. Williams received the Naismith and Wooden Awards for National Player of the Year and was also named Player of the Year by AP, Basketball Times, NABC, The Sporting News, USBWA, CBS Sportline, ESPN the Magazine, ESPN.com and collegeinsider.com. Williams was selected to the first team All-ACC and the first team All-ACC Tournament and ended his collegiate career with 2,079 points, 644 assists, 313 three-point field goals and 235 steals. Williams was a starter in all 108 games from 2000-2002 and was the second overall pick in the 2002 NBA Draft.



Sheldon Williams 23

6-9 • 250 • Forest Park, Okla. • Sociology Major

Sheldon Williams arrived at Duke with the nickname 'The Landlord' and lived up to the moniker by controlling the lane for four seasons as a Blue Devil. As a freshman, Williams averaged 8.2 points, 5.9 rebounds and 1.6 blocks per game, while earning ACC All-Freshman honorable mention honors. In 2003-04, Williams' number grew to 12.6 points, 8.5 rebounds and 3.0 blocks as he helped guide Duke to the Final Four. He also received several All-America and second team All-ACC accolades as a sophomore. As a junior, Williams became the first player on a Mike Krzyzewski team to average a double-double (15.5 points & 11.2 rebounds). He also registered a Duke record 122 blocks, while earning NABC National Defensive Player of the Year honors. Williams claimed NABC National DPOY honors for the second straight year and set Duke records for career blocked shots and rebounds as a senior. Williams, a consensus first team All-America in 2006, finished third in the league in scoring at 18.8 points per game and became the 11th player in ACC history (first Blue Devil) to lead the conference in rebounding (10.7) in back-to-back years. Williams blocked four shots on Jan. 18, 2006 against N.C. State to become Duke's all-time blocked shots leader (moving past Mike Gminski). The Forest Park, Okla., native grabbed 14 rebounds against George Washington on March 18, 2006 to pass Gminski as the leading rebounder in Duke history. Williams also became just the third Blue Devil to register a triple-double on Jan. 11, 2006 against Maryland when he finished with 19 points, 11 rebounds and 10 blocks against the Terrapins. Williams closed his career at Duke first in rebounding (1,262 - sixth in ACC history) and blocked shots (422 - fifth in ACC history), fifth in field goal percentage (.572) and 13th in points (1,928). He also became the first player in NCAA history to register 1,750 points, 1,250 rebounds, 400 blocks and 150 steals in a career.

TRADITION

Williams' Career Statistics							
Year	G	FG-FGA	Pct	FT-FTA	Pct	Reb-Avg	Pts-Avg
1999-00	34	179-427	.419	61-89	.685	143-4.2	492-14.5
2000-01	39	285-603	.473	139-211	.659	128-3.3	841-21.6
2001-02	35	249-545	.457	140-207	.676	124-3.5	746-21.3
Totals	108	713-1575	.453	340-507	.671	395-3.7	2079-19.3

Williams' Career Statistics							
Year	G	FG-FGA	Pct	FT-FTA	Pct	Reb-Avg	Pts-Avg
2002-03	33	95-184	.516	80-128	.625	195-5.9	270-8.2
2003-04	37	164-280	.586	138-200	.690	314-8.5	468-12.6
2004-05	33	191-328	.582	131-198	.662	369-11.2	513-15.5
2005-06	36	237-410	.578	201-270	.744	384-10.7	677-18.8
Totals	139	687-1202	.572	550-796	.691	1262-9.1	1928-13.9

All-Time Jersey Numbers

0 Austin Rivers

1 Jabari Parker
Kyrie Irving

2 Quinn Cook ◀
Nolan Smith
Josh McRoberts
Luol Deng
Andre Buckner

3 Grayson Allen ◀
Tyler Thornton
Greg Paulus
Nick Horvath
Justin Caldbeck
Ricky Price
Marty Clark
Phil Henderson

4 J.J. Redick ▲
Carlos Boozer
Roshown McLeod
Kenny Blakeney
Tommy Amaker
Bernard Pergram

5 Tyus Jones ◀
Rodney Hood
Mason Plumlee
Martyinas Pocius
Daniel Ewing
Ryan Caldbeck
William Avery
Jeff Capel
Ron Burt
Billy McCaffrey
Larry Ashley
Bob Duff

10 Dick Groat ▲
Doug Ausbon

11 Bobby Hurley ▲
Doug McNeely
Jim Corrigan
Rick Gomez
Edgar Burch
Zeno Edwards
Bob Verga
Fred Schmidt
Johnny Morris
Bob Vernon
Don Cashman
Dick Brewer
Tom Peters
Bill Downing
Dave Scarborough

12 Justise Winslow ◀
Alex Murphy
Kyle Singler
Jordan Davidson
Andre Sweet
Steve Wojciechowski
Thomas Hill
David Henderson
Vince Taylor
Tate Armstrong
Richie O'Connor
Tony Barone
Frank Harscher
Jack Boyd
Bob Thuemmel
Don Cashman
Bill Martin
Scotty York

13 Matt Jones ◀
Michael Gbinije
Olek Czyz
Nick Sutton
Lee Melchionni
Andy Means
J.D. Simpson
Taymon Domzalski
Joe Cook
Brent Kitching
Don Miller
Tony Buhowsky
Herky Lamley

14 Rasheed Sulaimon ◀
David McClure
Nate James
Kenney Brown
Quin Snyder
Vince Crump
Chip Engelland
Rob Hardy
Willie Hodge
Bill Zimmer
Scott Williamson
Jerry Robertson
Don Tobin
Kes Deimling
Ceep Youmans

15 Jahliil Okafor ◀
Josh Hairston
Gerald Henderson
Sean Dockery
Andre Buckner
Ryan Caldbeck
Todd Singleton
Bruce Bell
Pat Doughty
Bob Riedy
Burton Fitts
Fred Kast
Paul Schmidt
Jim Rogers
Rudy D'Emilio
John Engberg
Bill Armour

20 Semi Ojeleye
Andre Dawkins
Elliot Williams
Taylor King
Casey Sanders
D. Bryant
Mike Chappell
Chris Collins
Gene Banks
Dave O'Connell
Larry Saunders
Dave Golden
Denny Ferguson
Jack Mullen
Larry Bateman
Dick Rosenthal
Bernie Janicki
Jim Kulp
Buck Cheek
Bill Fleming
Pat Lyons

21 Amile Jefferson ◀
Miles Plumlee
DeMarcus Nelson
Chris Duhon
Trajan Langdon
Antonio Lang
Robert Brickey
Jay Bilas

Gordon Whitted
Bob Bender
Kenny Young
Jeff Burdette
Dick DeVenzio
Stuart McKaig
Roger Hamilton
Howard Hurt
Ed Bryson
Rudy Lacy
John Engberg
Harold Hibbits
Wes Skibsted

22 Jason Williams ▲
Jay Heaps
Greg Koubek
Andy Berndt
Tom Emma
John Harrell
Paul Fox
Rick Katherman
Rob Wendelin
Bob Riedy
Jay Buckley
Bill Watson
Bobby Joe Harris
Tom Blackburn
Marv Decker
Dayton Allen
Scotty York

23 Shelden Williams ▲
Chris Carrawell
Brian Davis
Richard Ford
Larry Linney
Steve Gray
Bill Suk
C.B. Claiborne
Dick Warren
Elliott McBride
Ray Cox
Carroll Youngkin
Don Miller
Marty Doherty
Dick Latimer
Buck Simmons

24 Johnny Dawkins ▲
Harold Morrison
Kevin Billerman
Jeff Dawson
Jack Marin
John Cantwell
Marty Joyce
Jim Newcome
Tom Blackburn
Don Cashman
Dick Johnson
Peter Johnson
Wes Skibsted

25 Thomas Hill
Greg Wendt
Mark Crow
Gary Melchionni
Art Heyman ▲
Bob Wayand
Joe Marcovechio
Don Sims
Jake Tarr
Charlie Driesell
C.B. Johnson
Bob Strauss

30 Semi Ojeleye ◀
Seth Curry

Jon Scheyer
Joe Pagliuca
Reggie Love
Dahntay Jones
Andy Borman
J.D. Simpson
Tony Moore
Alaa Abdelnaby
Jim Suddath
Rob Hardy
Rick Mainwaring
William Hannon
Robby West
Buzzy Harrison
John Frye
Bobby Joe Harris
Joe Belmont

31 Shane Battier ▲
Justin Caldbeck
Stan Brunson
Kevin Strickland
Mike Tissaw
Randy Denton
Tim Kolodziej
Hack Tison
Doug Albright
Hayes Clement
Bill Reigel
Bill Fleming
Jack Lasseter

32 Christian Laettner ▲
Mark Alarie
Geoff Northrup
Ron Righter
Brad Evans
Jim Liconardo
Merrill Morgan
Bob Lakata
Charlie Driesell
Carl Glasgow
Lloyd Caudle

33 Grant Hill ▲
John Smith
Jay Bryan
Kenny Dennard
Randy Abernathy
Doug Jackson
Steve Vacendak
Bob Jamieson
Larry Bateman
Jim Newcome
Junior Morgan
Dick Crowder

34 Sean Obi ◀
Andre Dawkins
Ryan Kelly
Jamal Boykin
Mike Dunleavy
Chris Burgess
Carmen Wallace
Crawford Palmer
Dave Colonna
Bill Jackman
Loel Payne
Jim Spanarkel
Bob Cook
Judge Carr
Tim Teer
Buzzy Harrison
Fred Cox
Doug Kistler
Jack Kalbfus
Fred Shabel
Rod Boyce

35 Danny Ferry ▲
Cameron Hall
Phil McLeod
Stu Yarbrough
Phil Allen
Buzz Mewhort
George Barrett
Ronnie Mayer

40 Marshall Plumlee ◀
Griffin Tormey
Ross Perkins
Andy Borman
Taymon Domzalski
Weldon Williams
Neil Chinault
Steve Litz
Joe Kennedy
Tom Gebbie
Jay Beal
Bucky Allen
Sammy Rothbaum
Wright Hollingsworth
Cedric Loftis
John Heath

41 Jordan Davidson
Patrick Davidson
Matt Christensen
Jon Goodman
Allen Williams
Ray Kuhlmeier
Doug Kistler
Tom Peters
Irving Gray
Kenny Turner
Bill Parsons

42 Sean Kelly ◀
Lance Thomas
Shavlik Randolph
Reggie Love
Elton Brand
Joey Beard
George Burgin
Ned Franke
Bob Fleischer
Don Blackman
Mike Lewis
Fred Cox
Hal Turner
Garland Loftis
Bill Flentye
Billy Huiskamp

43 Mike Gminski ▲
Terry Chili
John Posen
Bill Ulrich
Ed Koffenberger
Harry Harner
Bill Mock

44 Cherokee Parks
Phil Henderson
Todd Anderson
Scott Goetsch
Pete Kramer
Jeff Mullins ▲
Doug Ausbon
Richard Gilbert
Ray Spuhler

45 Nick Pagliuca ◀
Joe Pagliuca
Eric Boateng
Joe Pagliuca

Mark Causey
Clay Buckley
Dan Meagher
Ted Mann Jr.
Sammy Rothbaum
Eddie Shokes
Charles Kunkle

50 Tom Novick
Michael Thompson
Corey Maggette
Rey Essex
Alan Shaw
Glen Smiley
Wes Skibsted
Bob Gantt
Jim Bowman
Albert Herrick

51 David Mayer
Steve Johnson
Patrick Johnson
Martin Nessley
Dave Elmer
Cy Valasek
Ken Yagder

52 Todd Zafirovski
Erik Meek
Steve Vandenberg
Terry Murray
Bob Moyer
Tom Wallingford
Eugene Bledsoe
Bob Wood

53 Casey Peters
Andy Means
George Moses
Chris Redding
Fred Lind
Glenn Price
Ace Parker

54 Christian Ast
Warren Chapman
Clyde Allen
Fred Edwards

55 Brian Zoubek
Greg Newton
Billy King
Allen Williams
Ron Herbster
Chuck Holley

▲ Number retired
◀ Active player

TRADITION

Lettermen

- A -

Abdelnaby, Alaa	1987-90
Alarie, Mark	1983-86
Albert, Roy	1932
Albright, Doug	1959-61
Allen, Bucky	1956-58
Allen, Dayton	1950-51
Allen, J. Clyde	1940, 42
Allen, Phil	1964-66
Amaker, Tommy	1984-87
Anderson, Todd	1982-85
Armstrong, Tate	1974-77
Ashley, Larry	1950
Ast, Christian	1991-92
Ausbon, Doug	1946-48
Avery, William	1998-99

- B -

Bailey, William F.	1944
Balitsaris, George	1944
Banks, Eugene	1978-81
Barone, Tony	1966-68
Barrett, George	1958-59
Bateman, Larry	1958-60
Battier, Shane	1998-01
Beal, Jay	1959-61
Beall, Curtis	1944
Beard, Joey	1994
Bell, Bruce	1976-78
Bell, Sam	1933-35
Belmont, Joe	1953-56
Bender, Bob	1978-80
Bennett, C.G.	1926-28
Bergman, Russell	1937-39
Berndt, Andy	1987
Bilas, Jay	1983-86
Billerman, Kevin	1973-75
Blackman, Don	1970
Blakeney, Kenny	1992-95
Bledsoe, Gene	1944
Boateng, Eric	2006
Boozer, Carlos	2000-02

Borman, Andy	2000-02, 2004
Bowman, James	1940
Boyd, Jack	1958-59
Boykin, Jamal	2006
Brand, Elton	1998-99
Brand, Joe	1945
Brickey, Robert	1987-90
Brown, Kenney	1993
Brown, Ray	1941
Brummer, George	1945
Brunson, Stan	1993-96
Bryan, Jay	1982-85
Bryant, D.	1999
Bryson, Ed	1957
Buckley, Clay	1988-91
Buckley, Dan	1945
Buckley, Jay	1962-64
Buckner, Andre	2000-03
Buhowsky, Tony	1956
Bullock, E.J.	1926
Burch, Edgar	1974
Burdette, Jeff	1972-74
Burgess, Chris	1998-99
Burgin, George	1987-89
Burt, Ron	1992
Butler, M.W.	1926-27

- C -

Caldbeck, Justin	1997, 99
Caldbeck, Ryan	1999-01
Candler, Coke	1927-29
Cantwell, John	1960-61
Capel, Jeff	1994-97
Capelli	1931
Carrawell, Chris	1997-00
Carter, Pete	1931-32
Carver, Gordon	1943-45
Cashman, Don	1956
Causey, Mark	2002
Chapman, Warren	1966-67, 69
Chappell, Mike	1997-98
Cheek, Herbert	1935-37

Cheek, James	1946
Chili, Terry	1973-76
Chinault, Neil	1973-74
Christensen, Matt	1996, 2000-02
Claiborne, C.B.	1967-69
Clark, D.	1933
Clark, Marty	1991-94
Clark, Robert	1942
Clement, Hayes	1957-58
Coleman, Jack	1943
Colley, Nelson	1931-32
Collins, Ben	1947-49
Collins, Chris	1993-96
Colonna, Dave	1987
Connelly, Tom	1939-41
Cook, Bob	1973-74
Cook, Joe	1988, 90
Cook, Quinn	2012-2014
Cordell, Thomas	1946
Corrigan, Jim	1980
Councilor, Harry	1928-30
Cowdrick, Tom	1941
Cox, Ray	1962-64
Crosin, Joe	1929-31
Crow, Mark	1974-77
Crowder, Dick	1950-52
Crowder, John	1945
Crump, Vince	1984
Curry, Seth	2010-13
Czyz, Olek	2009

- D -

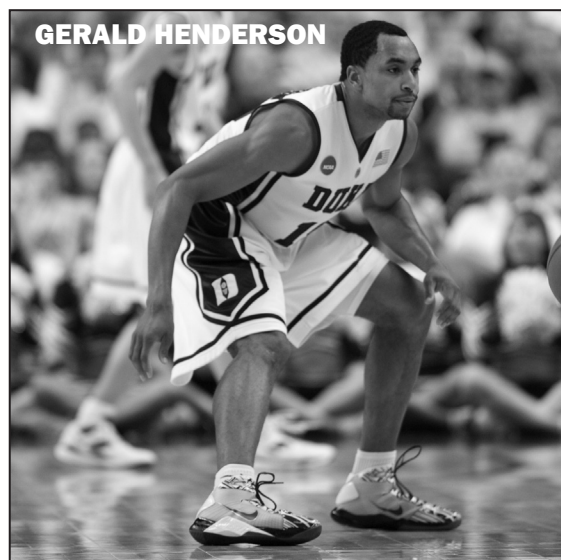
Davidson, Patrick	2004-05
Davidson, Jordan	2006-10
Davis, Brian	1989-92
Davis, William	1935
Dawkins, Andre	2010-12, 2013
Dawkins, Johnny	1983-86
Dawson, Jeff	1971
Decker, Marvin	1953-54
Deimling, Kes	1951-52
D'Emilio, Rudy	1952-54
Deng, Luol	2004
Dennard, Kenny	1978-81
Denton, Randy	1969-71
DeVenzio, Dick	1969-71
Dockery, Sean	2003-06
Doherty, Marty	1954-55
Domzalski, Taymon	1996-99
Doughty, Pat	1970-72
Driesell, Charles	1953-54
Duff, Bob	1948
Duhon, Chris	2001-04
Dunleavy, Mike	2000-02

- E -

Edwards, Fred	1936-38
Edwards, Zeno III	1972
Emma, Tom	1980-83
Engelland, Chip	1980-83
Essex, Rey	1987
Evans, Brad	1969-70
Ewing, Daniel	2002-05

- F -

Farley, Roland	1928-30
Ferguson, Dennis	1963-65
Ferguson, James	1934
Ferry, Danny	1986-89
Fleischer, Bob	1972-74, 75
Fleming, Bill	1950-52
Flentye, William	1940
Ford, Richard	1982-84



Fox, Paul	1973-76
Franke, Ned	1982
Frye, John	1959-61

- G -

Gantt, Robert	1942-44
Garber	1930
Gbinije, Michael	2012
Gilbert, Richard	1943-44
Glasgow, Carl	1952
Gminski, Mike	1977-80
Godfrey, George	1948
Goetsch, Scott	1976-79
Golden, Dave	1967-69
Gomez, Rick	1975-76
Goodman, Jon	1987
Gordon, Richard	1946-49
Gray, Irving	1946
Gray, Steve	1976-79
Green, Ted	1945
Groat, Dick	1950-52

- H -

Hairston, Josh	2011-14
Hall, Cameron	1977
Hardy, Rob	1977-79
Harner, Harry	1944
Harrell, John	1978-79
Harris, Bobby Joe	1956-58
Harrison, Buzzy	1962-64
Harscher, Frank	1964
Hartley, Howard	1944
Hartness, W.R.	1926
Hayes, C.	1933
Heaps, Jay	1996-99
Henderson, David	1983-86
Henderson, Gerald	2007-09
Henderson, Phil	1987-90
Hendrickson, Evan	1938
Hendrickson, Horace	1934
Herbster, Ron	1963-65
Herrick, Albert	1935-37
Heyman, Art	1961-63
Hibbitts, Harold	1949
Hill, Grant	1991-94
Hill, Thomas	1990-93
Hobgood, Langhorne	1938
Hodge, Willie	1973-76
Hoffman, John	1936-38
Holley, Charles	1939-41
Hollingsworth, Wright	1944

Hood, Rodney	2013-14
Horne, O.W.	1931-33
Horvath, Nick	2000-04
Hubbell, David	1942-43
Hughes, Thomas	1948-49
Huiskamp, William	1935-36
Hurley, Bobby	1990-93
Hurt, Howard	1959-61
Hyde, Henry	1944

- I -

Irving, Kyrie	2011
---------------	------

- J -


Jackman, Bill	1983
Jackson, Doug	1968, 70
James, Nate	1997, 99-01
Jamieson, Bob	1962-63
Janicki, Bernie	1952-54
Jankoski, John	1928-29
Jefferson, Amile	2013-14
Johnson, Dick	1951-52
Johnson, Patrick	2003-06
Johnson, Steve	2007-10
Jones, Dahntay	2001-03
Matt Jones	2014
Joyce, Marty	1958-59

- K -

Kalbfus, Jack	1955
Kast, Fred	1959-60, 62
Katherman, Rick	1969-71
Kelly, D.L.	1926-28
Kelly, Ryan	2010-13
Kennedy, Joe	1966-68
King, Billy	1985-88
King, Taylor	2008
Kistler, Doug	1959-61
Kitching, Brent	1963-65
Koffenberger, Ed	1945-47
Kolodziej, Tim	1966-68
Koubek, Greg	1988-91
Kramer, Pete	1973-75
Kuhlmeier, Ray	1968-70
Kulpan, Jim	1950-51
Kunkle, Charles	1934-36

- L -

Lacy, Rudy	1952-54
Laettner, Christian	1989-92
Lakata, Bob	1955-56



Lettermen

Lamley, Herky	1953, 55
Lang, Antonio	1991-94
Langdon, Trajan	1995, 97-99
Latimer, Dick	1951-52
Lewis, Cliff	1945
Lewis, Henry	1932-33
Lewis, Mike	1966-68
Liccardo, Jim	1966-67
Lind, Fred	1968-69
Linney, Larry	1980-81
Litz, Steve	1970-71
Loftis, Cedric	1942-43
Loftis, Garland	1942-43, 47
Love, Reggie	2001-02, 05
Lyons, Pat	1948

- M -

Maggette, Corey	1999
Mainwaring, Rick	1977
Mann, Ted Jr.	1963-64
Marin, Jack	1964-66
Martin, William	1947-49
May, Reynolds	1934-35
Mayer, David	2011
Mayer, Ronnie	1953-56
McCaffrey, Bill	1990-91
McCahan, William G.	1940-42
McClure, David	2005-09
McGillicuddy, Cornelius, Jr.	1934
McGrane, Arthur	1943
McKaig, Stuart	1965-67
McLeod, Roshown	1997-98
McNeely, Doug	1981-82, 84
McRoberts, Josh	2006-07
Meagher, Dan	1982-85
Means, Andy	2002-04
Meek, Erik	1992-95
Melchionni, Gary	1971-73
Melchionni, Lee	2003-06
Metzler, Robert	1944
Mewhort, Buzzy	1960-62

- N -

Miller, Alex	1943
Miller, Don	1957
Minor, John	1938-39
Mock, William	1940-41
Moore, Tony	1993-95
Morgan, Junior	1954-56
Morgan, Merrill	1959-60
Morris, John	1959
Morrison, Harold	1976-79
Moses, George	1976
Moss, P.E.	1926
Moyer, Bob	1941
Mullen, Jack	1960, 62
Mullins, Jeff	1962-64
Murphy, Alex	2012-13

Naktenis, Peter	1935
Nelson, DeMarcus	2005-08
Nessley, Martin	1984-87
Newcome, Jim	1956-58
Newton, Greg	1994-97
Northrop, Geoff	1977
Novick, Tom	2005

- O -

O'Connell, Dave	1973-74, 76
O'Connor, Richard	1971
Ojleye, Semi	2014
O'Mara, Robert	1937-39

- P -

Pagliuca, Joe	2004-07
Pagliuca, Nick	2014
Palmer, Crawford	1989-91
Parker, Clarence	1936
Parker, Jabari	2014
Parks, Cherokee	1992-95
Parsons, William	1939-40

Paulus, Greg	2006-09
Pergerm, Ernest	1949
Perkins, Ross	2005-06
Peters, Casey	2010-11
Plumlee, Marshall	2012-14
Plumlee, Mason	2010-13
Plumlee, Miles	2009-12
Pocius, Martynas	2006-09
Podger, Ken	1935-37
Polack, Ernest	1934-35
Pope, Warren	1946
Posen, John	1968-70
Price, Glenn	1939-41
Price, Ricky	1995-98

- R -


Ragens, W.S.	1928
Randolph, Shavlik	2003-05
Redding, Chris	1972-74
Redick, J.J.	2003-06
Reigel, Bill	1953
Riedy, Bob	1965-67
Righter, Ron	1972
Riley, Joe	1935-37
Rivers, Austin	2012
Robb, Spencer	1938
Robert, Shaw	1931
Robertson, Jerry	1957-59
Robinson, Jack	1946
Roellke, Bob	1945
Rogers, George	1929-31
Rothbaum, Samuel	1941-42, 47
Rowe, Sam	1927

- S -

Sanders, Casey	2000-03
Sapp, Bill	1945
Sapp, Carl	1947-49
Saunders, Larry	1970-71
Scarborough, David	1949-50
Scheyer, Jon	2007-10
Schmidt, Fred	1961-63
Schmidt, Paul	1956-58
Seward, John	1942-47
Shabel, Fred	1953-54
Shaw, Alan	1971-73
Shaw, John	1930-32
Shokes, Eddie	1940-41
Simpson, J.D.	1998-01
Singler, Kyle	2008-11
Singleton, Todd	1995-98
Smiley, Glen	1968-70
Smith, John	1986-89
Smith, Nolan	2008-11
Snyder, Quin	1986-89
Spanarkel, Jim	1976-79
Spuhler, Raymond	1940-42
Stark, Bill	1942, 48
Steele, John	1945
Strickland, Kevin	1985-88
Suddath, Jim	1978-81
Suk, Bill	1973-75
Sulaimon, Rasheed	2013-14
Sutton, Nick	2007
Sweet, Andre	2001
Swindell, Ed	1937-39

- T -

Taylor, Vince	1979-82
Teer, Tim	1968-70
Thomas, James	1938-39
Thomas, Lance	2007-10
Thompson, Herb	1932-34



erizon
SHELDEN WILLIAMS

Thompson, James	1932-34
Thompson, Michael	2003
Thorne, Robert	1929-30
Thornton, Tyler	2011-14
Tison, Hack	1963-65
Tissaw, Mike	1980-83
Tobin, Don	1954-55
Tormey, Griffin	2007
Turner, Harold	1954-55
Turner, Kenneth	1944

- U -

Ulrich, Bill	1962
--------------	------

- V -

Vacendak, Steve	1964-66
Valasek, Cy	1939-41
Vandenberg, Steve	1967-69
Van Schoik, Dick	1945
Verga, Bob	1965-67
Vernon, Bob	1957-58

- W -

Wallace, Carmen	1994-97
Watson, Bill	1957-59
Wayand, Bob	1959
Weaver, C.C.	1926-28
Weaver, Phil	1932-34
Wendelin, Ron	1966-68
Wendt, Greg	1982-83
Wentz, William	1935
Werber, Bill	1928-30
West, Robby	1970-72
Whiting, Richard	1946
Williams, Allen	1980-82
Williams, Elliot	2009
Williams, Jason	2000-02
Williams, Shelden	2003-06
Williams, Weldon	1983-86


Williamson, Scott	1962-63
Winkin, John	1941
Wojciechowski, Steve	1995-98
Wood, Robert	1938
Wright, William	1944

- Y -

Yarbrough, Stuart	1970-72
York, Scotty	1949-51
Youmans, Corren	1948-50
Young, Kenny	1975-76
Youngkin, Carroll	1959-61

- Z -

Zafirovski, Todd	2010-14
Zimmer, Bill	1965
Zoubek, Brian	2007-10



CHEROKEE PARKS

Duke In The NBA

A total of 62 former Duke players have appeared on a NBA roster. In 2014, **Jabari Parker** and **Rodney Hood** became the 48th and 49th draft selections under **Mike Krzyzewski**. Duke has had 18 players selected in the NBA Draft Lottery, tied for the most in the nation since the system was put into place in 1985. In 1999, Duke became the first program in the history of the NBA Draft to have four players from the same school selected in the first round. Three of the four — **Elton Brand** (Chicago), **Trajan Langdon** (Cleveland) and **Corey Maggette** (Seattle) — were lottery picks. In 2002, **Jason Williams** (2nd overall) and **Mike Dunleavy** (3rd) became the first college teammates in the history of the NBA Draft to be the first two collegians selected. Overall, 28 Duke players have been selected in the first round of the NBA Draft in the Coach K era.

NBA Champions

Jeff Mullins (Golden State)	1975
Danny Ferry (San Antonio)	2003
Shane Battier (Miami)	2012, 2013

All-NBA Team

Grant Hill	1996 (2nd), 1997 (1st), 1998 (2nd), 1999 (2nd), 2000 (2nd)
Elton Brand	2006 (2nd)
Carlos Boozer	2008 (3rd)

NBA Rookie of the Year

Grant Hill (Co-winner with Jason Kidd)	1995
Elton Brand (Co-winner with Steve Francis)	2000
Kyrie Irving	2012

IBM Award

Grant Hill	1997
------------	------

NBA All-Rookie Team

Art Heyman (1st)	1964
Jack Marin (1st)	1967
Christian Laettner (1st)	1993
Grant Hill (1st)	1995
Elton Brand (1st)	2000
Shane Battier (1st)	2002
Luol Deng (1st)	2005
Kyrie Irving (1st)	2012
Kyle Singler (2nd)	2013
Mason Plumlee (1st)	2014

NBA All-Defensive Team

Shane Battier	2008 (2nd), 2009 (2nd)
Luol Deng	2012 (2nd)

NBA All-Star Game Selections

Jeff Mullins	1969-71
Jack Marin	1972, 1973
Grant Hill	1995-98, 2000, 2005
Christian Laettner	1997
Elton Brand	2002, 2006
Carlos Boozer	2007, 2008
Luol Deng	2012, 2013
Kyrie Irving	2013, 2014

NBA All-Star Game MVP

Kyrie Irving	2014
--------------	------

NBA Three-Point Shootout Champions

Kyrie Irving	2013
--------------	------

NBA Sportsmanship Award


Grant Hill	2005, 2008, 2010
Elton Brand	2006
Luol Deng	2007

Twyman-Stokes Teammate of the Year

Shane Battier	2014
---------------	------

J. Walter Kennedy Citizenship Award

Luol Deng	2014
-----------	------



MASON PLUMLEE

NBA First Round Picks by School (1985-14)

North Carolina	30
► Duke	28
Kentucky	28
Kansas	23
Connecticut	19
UCLA	17
Georgia Tech	17

NBA Lottery Picks by School

► Duke	18
North Carolina	18
Kansas	16
Kentucky	14
Connecticut	13
Arizona	12

NBA First Round Picks by Active Coach

► Mike Krzyzewski	28
Roy Williams	26
Jim Boeheim	20
John Calipari	20

Duke In The NBA

Duke's NBA Draft Picks

Year	Player	Team	Round (Pick)
1952	Dick Groat	Fort Wayne	1st (3)
1954	Rudy D'Emilio	Philadelphia	5th (39)
	Bernie Janicki	Ft. Wayne	7th (58)
1956	Ronnie Mayer	New York	4th (—)
	Joe Belmont	Philadelphia	5th (—)
	Junior Morgan	St. Louis	7th (—)
1958	Bucky Allen	Philadelphia	6th (44)
	Jim Newcome	Cincinnati	14th (85)
1961	Doug Kistler	Detroit	3rd (26)
	Howard Hurt	Los Angeles	11th (95)
1963	Art Heyman	New York	1st (1)
1964	Jeff Mullins	St. Louis	1st (5)
	Jay Buckley	Los Angeles	8th (66)
1965	Hack Tison	Boston	6th (49)
1966	Jack Marin	Baltimore	1st (5)
	Steve Vacendak	San Francisco	4th (33)
1967	Bob Verga	St. Louis	3rd (25)
	Bob Riedy	Baltimore	6th (56)
1968	Mike Lewis	Boston	7th (88)
	Joe Kennedy	Seattle	10th (122)
1969	Steve Vandenberg	Detroit	7th (89)
	Fred Lind	Phoenix	11th (142)
1971	Randy Denton	Boston	5th (61)
	Rick Katherman	San Diego	8th (126)
	Larry Saunders	Detroit	10th (177)
1973	Gary Melchionni	Phoenix	2nd (33)
1975	Bob Fleischer	Buffalo	4th (70)
1976	Willie Hodge	Kansas City	5th (71)
1977	Tate Armstrong	Chicago	1st (13)
	Mark Crow	New York Nets	6th (111)
1979	Jim Spanarkel	Philadelphia	1st (16)
	Bob Bender	San Diego	6th (119)
1980	Mike Gminski	New Jersey	1st (7)
1981	Gene Banks	San Antonio	2nd (28)
	Kenny Dennard	Kansas City	4th (78)
1982	Vince Taylor	New York	2nd (34)
1983	Tom Emma	Chicago	10th (210)
1985	Dan Meagher	Chicago	6th (126)
1986	Johnny Dawkins	San Antonio	1st (10)
	Mark Alarie	Denver	1st (18)
	David Henderson	Washington	3rd (58)
	Jay Bilas	Dallas	5th (108)
1987	Tommy Amaker	Seattle	3rd (55)
	Martin Nessley	L.A. Clippers	6th (116)
1989	Danny Ferry	L.A. Clippers	1st (2)
1990	Alaa Abdelnaby	Portland	1st (25)
	Phil Henderson	Dallas	2nd (49)
1992	Christian Laettner	Minnesota	1st (3)
	Brian Davis	Phoenix	2nd (48)
1993	Bobby Hurley	Sacramento	1st (7)
	Thomas Hill	Indiana	2nd (39)
1994	Grant Hill	Detroit	1st (3)
	Antonio Lang	Phoenix	2nd (29)
1995	Cherokee Parks	Dallas	1st (12)
	Erik Meek	Houston	2nd (41)
1998	Roshown McLeod	Atlanta	1st (20)
1999	Elton Brand	Chicago	1st (1)
	Trajan Langdon	Cleveland	1st (11)
	Corey Maggette	Seattle	1st (13)
	William Avery	Minnesota	1st (14)
2000	Chris Carrawell	San Antonio	2nd (41)
2001	Shane Battier	Memphis	1st (6)
2002	Jason Williams	Chicago	1st (2)
	Mike Dunleavy	Golden State	1st (3)
	Carlos Boozer	Cleveland	2nd (35)
2003	Dahntay Jones	Boston	1st (20)
2004	Luol Deng	Phoenix	1st (7)
	Chris Duhon	Chicago	2nd (38)
2005	Daniel Ewing	L.A. Clippers	2nd (32)

Year	Player	Team	Round (Pick)
2006	Shelden Williams	Atlanta	1st (5)
	J.J. Redick	Orlando	1st (11)
2007	Josh McRoberts	Portland	2nd (37)
2009	Gerald Henderson	Charlotte	1st (12)
2011	Kyrie Irving	Cleveland	1st (1)
	Nolan Smith	Portland	1st (21)
	Kyle Singler	Detroit	2nd (33)
2012	Austin Rivers	New Orleans	1st (10)
	Miles Plumlee	Indiana	1st (26)
2013	Mason Plumlee	Brooklyn	1st (22)
	Ryan Kelly	L.A. Lakers	2nd (49)
2014	Jabari Parker	Milwaukee Bucks	1st (2)
	Rodney Hood	Utah Jazz	1st (23)



KYRIE IRVING

TRADITION

Duke In The NBA

Alaa Abdelnaby	
Portland	1990-92
Milwaukee	1993
Boston	1993-94
Sacramento	1995
Mark Alarie	
Denver	1986-87
Washington	1987-92
Tate Armstrong	
Chicago	1977-79
William Avery	
Minnesota	1999-02
Philadelphia	2003
Gene Banks	
San Antonio	1981-85
Chicago	1985-87
Shane Battier	
Memphis	2001-06
Houston	2006-11
Miami	2011-14
► Elton Brand	
Chicago	1999-01
L.A. Clippers	2001-08
Philadelphia	2008-12
Dallas	2012-13
Atlanta	2013-p
► Carlos Boozer	
Cleveland	2002-04
Utah	2004-10
Chicago	2010-14
L.A. Lakers	2014-p
► Seth Curry	
Golden State	2013
Memphis	2014
Cleveland	2014
Orlando	2014-p
Mark Crow	
New Jersey	1977-78
Brian Davis	
Minnesota	1993-94
► Andre Dawkins	
Miami	2014-p
Johnny Dawkins	
San Antonio	1986-89
Philadelphia	1989-94
Detroit	1994-95
► Luol Deng	
Chicago	2004-14
Cleveland	2014
Miami	2014-p
Kenny Derrard	
Kansas City	1981-83
Denver	1983-84
Randy Denton	
Carolina-Memphis	1971-72
Memphis	1972-74
Utah	1974-75
St. Louis	1975-76
Atlanta	1976-77
Chris Duhon	
Chicago	2004-08
New York	2008-10
Orlando	2010-12
L.A. Lakers	2012-13
► Mike Dunleavy	
Golden State	2002-07
Indiana	2007-11
Milwaukee	2011-13
Chicago	2013-p
Daniel Ewing	
L.A. Clippers	2005-07

Danny Ferry	
Cleveland	1990-00
San Antonio	2000-03
Robert Gantt	
Washington	1946-47
Mike Gminski	
New Jersey	1980-87
Philadelphia	1987-90
Charlotte	1990-94
Milwaukee	1994
Dick Groat	
Fort Wayne	1952-53
David Henderson	
Philadelphia	1987-88
► Gerald Henderson	
Charlotte	2009-p
Art Heyman	
New York	1963-65
Cincinnati-Philadelphia	1965-66
New Jersey-Pittsburgh	1967-68
Minnesota	1968-69
Pittsburgh-Miami	1969-70
Grant Hill	
Detroit	1994-00
Orlando	2000-07
Phoenix	2007-12
L.A. Clippers	2012-13
► Rodney Hood	
Utah	2014-p
Bobby Hurley	
Sacramento	1993-98
Vancouver	1998
► Kyrie Irving	
Cleveland	2011-p
► Dahntay Jones	
Memphis	2003-07
Sacramento	2008
Denver	2008-09
Indiana	2009-12
Dallas	2012-13
Atlanta	2013
Utah Jazz	2014-p
► Ryan Kelly	
L.A. Lakers	2013-p
Joe Kennedy	
Seattle	1968-70
Pittsburgh	1970-71
Doug Kistler	
New York	1961-62
Christian Laettner	
Minnesota	1992-96
Atlanta	1996-98
Detroit	1998-00
Dallas	2000-01
Washington	2001-04
Miami	2004-06
Antonio Lang	
Phoenix	1994-95
Cleveland	1995-97
Miami	1997-98
Cleveland	1998-99
Toronto	2000
Philadelphia	2000
Trajan Langdon	
Cleveland	2000-02
Mike Lewis	
Indiana-Minnesota	1968-69
Pittsburgh	1969-72
Carolina	1972-74

Corey Maggette	
Orlando	1999-00
L.A. Clippers	2000-08
Golden State	2008-10
Milwaukee	2010-11
Charlotte	2011-12
Detroit	2012-13
San Antonio	2013
Jack Marin	
Baltimore	1966-72
Houston	1972-74
Buffalo	1974-75
Chicago	1975-77
Roshown McLeod	
Atlanta	1998-00
Philadelphia	2000-01
Boston	2002
► Josh McRoberts	
Portland	2007-08
Indiana	2008-11
L.A. Lakers	2011-12
Orlando	2012-13
Charlotte	2013-14
Miami	2014-p
Gary Melchionni	
Phoenix	1973-75
Jeff Mullins	
St. Louis	1964-66
San Francisco	1966-71
Golden State	1971-76
DeMarcus Nelson	
Golden State	2008
Chicago	2009
Martin Nesselley	
L.A. Clippers	1987-88
Sacramento	1988
► Jabari Parker	
Milwaukee	2014-p
Cherokee Parks	
Dallas	1995-96
Minnesota	1996-98
Vancouver	1998-00
Washington	2000
L.A. Clippers	2000-01
San Antonio	2001-02
L.A. Clippers	2002-03
Golden State	2004
► Mason Plumlee	
Brooklyn	2013-p
► Miles Plumlee	
Indiana	2012-13
Phoenix	2013-p
► Shavlik Randolph	
Philadelphia	2005-08
Portland	2008-09
Miami	2009-10
Portland	2010
Boston	2013
Phoenix	2014
► J.J. Redick	
Orlando	2006-13
Milwaukee	2013
L.A. Clippers	2013-p
Bob Riedy	
Houston	1967-68
► Austin Rivers	
New Orleans	2012-p
► Kyle Singler	
Detroit	2012-p

Nolan Smith	
Portland	2011-13
Jim Spanarkel	
Philadelphia	1979-80
Dallas	1980-84
Vince Taylor	
New York	1982-83
Lance Thomas	
New Orleans	2011-13
Steve Vacendak	
Pittsburgh	1967-68
Minnesota	1968-69
Pittsburgh-Minnesota	1969-70
Bob Verga	
Dallas	1967-68
Denver-New York-Houston	1968-69
Carolina	1969-71
Carolina-Pittsburgh	1971-72
Portland	1973-74
Jason Williams	
Chicago	2002-03
Shelden Williams	
Atlanta	2006-08
Sacramento	2008-09
Minnesota	2009
Boston	2009-10
Denver	2010-11
New York	2011
New Jersey	2011

NBA rosters as of Oct. 1

USA Men's Senior National Team - 2006-present

With the USA Men's Senior National Team in a tailspin following a sixth-place finish at the 2002 World Championships and bronze medal showing at the 2004 Greece Olympics, USA Basketball chairman Jerry Colangelo tabbed **Mike Krzyzewski** to lead the resurrection of the program on Oct. 26, 2005. Over the next six international events, spanning eight years, Coach K and Team USA amassed an extraordinary 75-1 record en route to winning gold medals at the 2007 FIBA Americas Championship, 2008 Beijing Olympics, 2010 FIBA World Championship, 2012 London Olympics and the 2014 FIBA World Cup as well as a bronze medal at the 2006 FIBA World Championship.

Krzyzewski and Team USA suffered their only loss together in the 2006 FIBA World Championship in the semifinals against Greece. The program has responded by winning the next 63 games to re-establish the U.S. as the preeminent basketball power in the world.

Coach K helped USA Basketball regain its position in international basketball during his first stint as the national team coach (2005-08). By instilling the same team-first principles he utilizes as the foundation for success at Duke, he helped build a program that achieved its ultimate goal by claiming the 2008 Olympic gold medal with a 118-107 win over Spain. In the process, Team USA also restored a tarnished image by winning over fans and fellow athletes with its presence off the court in Beijing. While earning praise for its unselfish play on the court, members of Team USA were equally admired for their patriotic support of fellow Americans in their quests for Olympic gold.

On July 21, 2009, it was announced that Krzyzewski would return as the head coach of the USA Basketball Senior National Team and in the 2012 London Olympics, he became the first U.S. coach of multiple Olympic teams since the legendary Henry Iba, who won gold in 1964 and 1968 and coached the team that lost the controversial 1972 gold-medal game to the Soviet Union.

Team USA once again claimed gold in 2012 with a 107-100 win over Spain. While some experts speculated that outside shooting could be the downfall of the 2012 squad, Coach K and his staff gave the players the confidence to take their open shots against the international team's zone defenses. The group, led by Kevin Durant and Carmelo Anthony, responded by setting an Olympic record with 129 three-point field goals (16.1 3pg.) and shooting 44.0 percent from three-point range during the tournament. Team USA's finest shooting performance came in a 156-73 win over Nigeria in pool play. Krzyzewski's group set Olympic records for three-pointers (29, including 10 from Anthony), three-point percentage (.630) and points scored (156) in the win.

"He is a legendary coach. I love playing for him and talking to him on off days and before practice. I have been blessed in coming straight out of high school to have a college coach and be able to play for him since '05. It means a lot to me and I have been humbled by it."

— **LeBron James**

"[Coach K] is successful because he understands his audience and he understands how to adapt. He is a great communicator, he is very passionate about the game and he cares about the guys."

— **Kobe Bryant**

"Coach K has the same thing that makes all of us players great -- the ability to be confident, but not arrogant. There is not much difference in him than any of us players. In 2006, I was just a year removed from the ACC and I had all the reasons to not like him and now I absolutely love him. He is just such a great guy and a great family man. He is somebody that you can trust and somebody that I'd go to battle with any day."

— **Chris Paul**

"Coach K just knows the game and he is a great motivator. He holds everybody to a certain standard. Everything is about family and team. I have learned a lot over the past few years while playing for him."

— **Kevin Durant**

"The amount of respect that he commands and the amount of respect the guys have for him is great. Whether on the college level or the pro level, he is obviously one of the best coaches, so having him here and knowing his knowledge of the game, the way he relates to pro players it makes it easy. It makes it seamless."

— **Blake Griffin**

"I have so much respect for him as a human being, as a father, as a leader, as a coach, it doesn't get any better than that."

— **Jerry Colangelo**

2014 USA Basketball Recap

FIBA World Cup (Spain)

- Mike Krzyzewski directed Team USA to a 9-0 record and the gold medal at the 2014 FIBA World Cup and did so in impressive fashion despite guiding a squad absent of USA Basketball mainstays LeBron James, Carmelo Anthony, Kevin Durant and Russell Westbrook.
- With six players averaging double figures, the USA led the 24-team World Cup field in scoring offense (104.6 points a game), scoring margin (+33.0), field goal percentage (.524), rebounding (44.8), rebounding margin (+9.0), defensive rebounds (29.9), assists (20.4), steals (12.1) and turnover margin (+8.3).
- The USA's +33.0 points per game differential was the most of a U.S. men's team in a FIBA World Cup or Olympic Games since the 1994 World Championship (+37.8).
- USA Basketball has now won each of the past two FIBA World Cup (formerly World Championship) events to join Brazil (1959 and 1963) and Yugoslavia (1998 and 2002) as the only countries to earn back-to-back FIBA world titles since the event was initiated in 1950.
- Former Duke standout Kyrie Irving started all nine games of the FIBA World Cup and averaged 12.1 points, 2.6 rebounds, 3.6 assists and 1.9 steals per game en route to being named MVP of the FIBA World Cup. He shot 56.0 percent (45-of-80) from the field, including 60.0 percent (14-of-23) from three-point distance while leading Team USA in minutes played (24.4 mpg.).
- Irving erupted for 26 points on 10-of-13 shooting, including 6-of-6 from three-point range, in a 129-92 win over Serbia in the gold medal game.
- Mason Plumlee, an All-America selection at Duke in 2013, entered the summer as a member of the U.S. Select Team before working his way onto the roster for the national team at the FIBA World Cup. Plumlee went on average 2.3 points and 2.0 rebounds per game over nine contests. He was 9-of-15 (.600) from the field, while playing just under seven minutes per game.

U18 FIBA Americas Championship (Colorado Springs, Co.)

- Freshman Tyus Jones and Justise Winslow helped guide Team USA to a 5-0 record and the gold medal at the 2014 U18 FIBA Americas Championship. Both players have now won three gold medals are members of USA Basketball
- Jones was named team captain and started all five games for Team USA. He averaged 8.2 points, 2.4 rebounds, 6.4 assists and 2.0 steals per game, while leading the tournament in assists, finishing third in assist-to-turnover ratio (2.91:1) and tied for fifth in steals
- Jones led the team in assists four times and guided an offense that scored over 100 points four times and averaged 115.4 points per game for the tournament.
- Jones scored 14 points on 6-of-9 shooting and added seven assists and two steals in a semifinal win over the Dominican Republic and also had a nine-assist game against Argentina.
- Winslow started all five games averaging 12.4 points, 6.0 rebounds, 2.0 assists, 1.1 blocks and 2.0 steals per game at the 2014 FIBA Americas U18 Championship. He scored in double figures four times and shot 53.1 percent (26-of-49) from the field
- In the gold medal win over Canada, Winslow scored 20 points to go along with 10 rebounds and four steals.
- Winslow had 13 points, eight rebounds and two blocks in a win over Argentina as well as 14 points (7-of-10 shooting), seven rebounds, two blocks and four steals against Mexico.
- He opened the tournament with 15 points on 6-of-8 shooting against Uruguay

RECORDS

Career Records	122-125
Season Records	126-128
Game Records	129-130
Freshman Records - Season	131-132
Freshman Records - Game	133-134
Team Records - Season	135-136
Team Records - Game	137-138
Cameron Indoor Records	139-142
100-Point Games	143-144
Overtime Games	145
Opponent Records	146
Yearly Statistics	147-154
Annual Statistics Leaders	155-158
Coaching Records	159
All-Time Player Statistics	160-165
1,000-Point Scorers	166-168

Consecutive Free Throws Made

Rk	Name, Years	No
1.	▲ J.J. Redick (So.), 2003-04 [2]	54
2.	J.J. Redick (Fr.), 2002-03 [5]	43
3.	Jon Scheyer (Fr.), 2007-10 [t-9]	40
4.	Christian Laettner (Sr.), 1991-92 [t-14]	35
5.	Trajan Langdon (Jr.), 1997-98	29
6.	Shane Battier (Sr.), 2000-01	27

Double-Figure Scoring Games

Rk	Name, Years	No
1.	Johnny Dawkins, 1983-86	129
	Kyle Singler, 2008-11	129
3.	J.J. Redick, 2003-06	122
4.	Mark Alarie, 1983-86	118
	Christian Laettner, 1989-92	118
6.	Jon Scheyer, 2007-10	114
7.	Mike Gminski, 1977-80	111
	Grant Hill, 1991-94	111
9.	Trajan Langdon, 1995-99	108
10.	Gene Banks, 1978-81	107

Consecutive Double-Figure Scoring Games

Rk	Name, Years	No
1.	Jeff Mullins, 12/1/1961-3/21/1964	86
2.	Dick Groat, 1/7/1950-3/8/1952	74
3.	Danny Ferry, 12/3/1989-4/1/1989	68
4.	Johnny Dawkins, 2/26/1983-1/14/1985	51
5.	Christian Laettner, 2/16/1991-3/28/1992	46
6.	Art Heyman, 12/3/60-1/30/1962	40
7.	Mike Gminski, 1/9/1978-2/3/1979	39
8.	Art Heyman, 2/10/1962-3/23/1963	38
	J.J. Redick, 3/20/2005-3/23/2006	38
10.	Mark Alarie, 12/18/1985-3/31/1986	32

Most 20-20 Games (Points-Rebounds)

Rk	Name, Years	No
1.	Randy Denton, 1969-71	6
2.	Mike Lewis, 1966-68	4
3.	Art Heyman, 1961-63	3
4.	Carroll Youngkin, 1959-61	1
	Elton Brand, 1998-99	1

Most 20-Point Games

Rk	Name, Years	No
1.	J.J. Redick, 2003-06 [2]	70
2.	Mike Gminski, 1977-80 [5]	64
3.	Art Heyman, 1961-63 [6]	63
4.	Johnny Dawkins, 1983-86 [7]	60
5.	Jeff Mullins, 1962-64 [8]	56
6.	Dick Groat, 1950-52	54
7.	Bob Verga, 1965-67 [11]	50
8.	Jim Spanarkel, 1976-79	49
	Christian Laettner, 1989-92	49
10.	Jason Williams, 2000-02	47

Most 30-Point Games

Rk	Name, Years	No
1.	J.J. Redick, 2003-06 [7]	20
2.	Art Heyman, 1961-63 [9]	19
3.	Dick Groat, 1950-52	18
4.	Bob Verga, 1965-67	12
5.	Randy Denton, 1969-71	11
6.	Ronnie Mayer, 1954-56	10
	Mike Lewis, 1966-68	10
	Jason Williams, 2000-02	10
9.	Jeff Mullins, 1962-64	9
10.	Tate Armstrong, 1974-77	8

Most 40-Point Games

Rk	Name, Years	No
1.	Dick Groat, 1950-52	3
	J.J. Redick, 2003-06	3
3.	Tate Armstrong, 1974-77	2
4.	Art Heyman, 1961-63	1
	Jeff Mullins, 1962-64	1
	Bob Verga, 1965-67	1
	Danny Ferry, 1986-89	1

Most 15-Rebound Games

Rk	Name, Years	No
1.	Mike Lewis, 1966-68	30
2.	Randy Denton, 1969-71	27
3.	Mike Gminski, 1977-80	17
4.	Bob Fleischer, 1973-75	15
5.	Shelden Williams, 2003-06	14
6.	Art Heyman, 1961-63	13
7.	Carroll Youngkin, 1959-61	12
8.	Jay Buckley, 1962-64	10
	Alan Shaw, 1971-73	10
10.	Jack Marin, 1964-66	9

Most 20-Rebound Games

Rk	Name, Years	No
1.	Mike Lewis, 1966-68 [t-5]	8
	Randy Denton, 1969-71 [t-5]	8
3.	Art Heyman, 1961-63	3
4.	Carroll Youngkin, 1959-61	1
	Jack Marin, 1964-66	1
	Cherokee Parks, 1992-95	1
	Elton Brand, 1998-99	1
	Miles Plumlee, 2009-12	1

Most 10-Assist Games

Rk	Name, Years	No
1.	Bobby Hurley, 1990-93 [2]	33
2.	Jason Williams, 2000-02 [t-10]	14
3.	Chris Duhon, 2001-04	12
4.	Tommy Amaker, 1984-87	7
	Quin Snyder, 1986-89	7
6.	Dick DeVenzio, 1969-71	5
7.	► Quinn Cook, 2012-p	4
8.	Bob Bender, 1978-80	2
	Steve Wojciechowski, 1995-98	2
	William Avery, 1998-99	2
	Nolan Smith, 2008-11	2
12.	15 tied	1

Most 5-Blocked Shots Games

Rk	Name, Years	No
1.	Shelden Williams, 2003-06	32
2.	Mike Gminski, 1977-80	20
3.	Cherokee Parks, 1992-95	8
4.	Shane Battier, 1999-02	6
5.	Josh McRoberts, 2005-07	5
6.	Antonio Lang, 1991-94	4
	Mason Plumlee, 2010-13	4
8.	Elton Brand, 1998-99	3
	Casey Sanders, 2000-03	3
10.	Grant Hill, 1991-94	2
11.	10 tied	1

Dunks

Rk	Name, Year	No
1.	Mason Plumlee, 2010-13	217
2.	Robert Brickley, 1987-90	147
3.	Shelden Williams, 2003-06	146
4.	Grant Hill, 1991-94	135
5.	Carlos Boozer, 2000-02	116
6.	Gerald Henderson, 2007-09	108
7.	Cherokee Parks, 1992-95	105
8.	Josh McRoberts, 2005-07	96
9.	Chris Carrawell, 1997-2000	92
10.	Miles Plumlee, 2009-12	89

► - Active Players; ◆ - NCAA Record; ▲ - ACC Record
 [#] - ACC All-Time Career Leaders In Parentheses

Personal Fouls

Rk	Name, Year	PF
1.	Brian Zoubek (Sr.), 2010	138
2.	Dick Groat (Jr.), 1951	128
3.	Lance Thomas (Sr.), 2010	121
4.	Christian Laettner (So.), 1990 Shelden Williams (So.), 2004	120
6.	Mark Alarie (Sr.), 1986 Danny Ferry (Fr.), 1986	119
8.	Dan Meagher (Jr.), 1984	118
9.	Shelden Williams (Sr.), 2006	114
10.	Junior Morgan (Jr.), 1955	113

Times Disqualified (Fouls)

Rk	Name, Year	DQ
1.	Willie Hodge (Sr.), 1976	14
2.	Junior Morgan (Jr.), 1955	13
3.	Jim Kulpan (Sr.), 1951 Dick Groat (Jr.), 1951 Dick Groat (Sr.), 1952 Bill Riegel (Sr.), 1953	10
7.	Ronnie Mayer (Jr.), 1955 Willie Hodge (Jr.), 1975 George Moses (Sr.), 1976 Taymon Domzalski (Fr.), 1996	9

Games Played

Rk	Name, Year	GP
1.	◆ Mark Alarie (Sr.), 1986 [t-1] ◆ Tommy Amaker (Jr.), 1986 [t-1] ◆ Johnny Dawkins (Sr.), 1986 [t-1] ◆ Danny Ferry (Fr.), 1986 [t-1] ◆ Billy King (So.), 1986 [t-1] ◆ Jon Scheyer (Sr.), 2010 [t-1] ◆ Brian Zoubek (Sr.), 2010 [t-1] ◆ Lance Thomas (Sr.), 2010 [t-1] ◆ Kyle Singler (Jr.), 2010 [t-1] ◆ Miles Plumlee (So.), 2010 [t-1]	40
11.	16 players	39

Games Started

Rk	Name, Year	GS
1.	◆ Mark Alarie (Sr.), 1986 [t-1] ◆ Tommy Amaker (Jr.), 1986 [t-1] ◆ Johnny Dawkins (Sr.), 1986 [t-1] ◆ Jon Scheyer (Sr.), 2010 [t-1] ◆ Kyle Singler (Jr.), 2010 [t-1]	40
6.	David Henderson (Sr.), 1986 [t-8] Bobby Hurley (So.), 1991 [t-8] Christian Laettner (Jr.), 1991 [t-8] William Avery (So.), 1999 [t-8] Chris Carrawell (Jr.), 1999 [t-8] Shane Battier (Sr.), 2001 [t-8] Mike Dunleavy (So.), 2001 [t-8] Jason Williams (So.), 2001 [t-8] Lance Thomas (Sr.), 2010 [t-8]	39

Minutes Played

Rk	Name, Year	Min
1.	Jon Scheyer (Sr.), 2010	1,470
2.	Kyle Singler (Jr.), 2010	1,436
3.	Shane Battier (Sr.), 2001	1,363
4.	Bobby Hurley (So.), 1991	1,353
5.	Nolan Smith (Jr.), 2010	1,349
6.	J.J. Redick (Sr.), 2006	1,336
7.	Johnny Dawkins (Sr.), 1986	1,324
8.	Chris Duhon (Sr.), 2004	1,311
9.	Johnny Dawkins (So.), 1984	1,306
10.	Kyle Singler (Sr.), 2011	1,286

Double-Figure Scoring Games

Rk	Name, Year	No
1.	Mark Alarie (Sr.), 1986 Johnny Dawkins (Sr.), 1986	39
3.	Elton Brand (So.), 1999 Jon Scheyer (Sr.), 2010	38
5.	Christian Laettner (Jr.), 1991	37
6.	Shane Battier (Sr.), 2001 Jason Williams (So.), 2001 J.J. Redick (Sr.), 2006 Nolan Smith (Jr.), 2010 Kyle Singler (Jr.), 2010	36

Double-Doubles

Rk	Name, Year	No
1.	Mike Lewis (Sr.), 1968	24
2.	Randy Denton (Sr.), 1971	22
3.	Mike Gminski (So.), 1978 Shelden Williams (Sr.), 2006	21
5.	Mike Gminski (Sr.), 1980 Shelden Williams (Jr.), 2005	20
7.	Randy Denton (So.), 1969 Bob Fleischer (Jr.), 1974 Elton Brand (So.), 1999	19
10.	Christian Laettner (Jr.), 1991 Mason Plumlee (Sr.), 2013	18

Most 20-20 Games (Points-Rebounds)

Rk	Name, Year	No
1.	Mike Lewis (Sr.), 1968 Randy Denton (Jr.), 1970	3
3.	Randy Denton (Sr.), 1971	2
4.	Carroll Youngkin (So.), 1959 Art Heyman (So.), 1961 Art Heyman (Jr.), 1962 Art Heyman (Sr.), 1963 Mike Lewis (Jr.), 1967 Randy Denton (So.), 1969 Elton Brand (So.), 1999	1

Most 20-Point Games

Rk	Name, Year	No
1.	Dick Groat (Jr.), 1951 J.J. Redick (Sr.), 2006	28
3.	Johnny Dawkins (Sr.), 1986	26
4.	Jeff Mullins (Sr.), 1964	25
5.	Dick Groat (Sr.), 1952 Art Heyman (Sr.), 1963 Jason Williams (So.), 2001	24
8.	Bob Verga (Sr.), 1967 Jim Spanarkel (Jr.), 1978	23
10.	Danny Ferry (Sr.), 1989 Shane Battier (Sr.), 2001	22

Most 30-Point Games

Rk	Name, Year	No
1.	J.J. Redick (Sr.), 2006	14
2.	Bob Verga (Sr.), 1967	10
3.	Dick Groat (Jr.), 1951 Dick Groat (Sr.), 1952	9
5.	Mike Lewis (Sr.), 1968	8
6.	Art Heyman (So.), 1961 Art Heyman (Jr.), 1962	7
8.	Randy Denton (Jr.), 1970 Tate Armstrong (Jr.), 1976 Jason Williams (So.), 2001	6

Most 40-Point Games

Rk	Name, Year	No
1.	Dick Groat (Sr.), 1952 J.J. Redick (Sr.), 2006	3
3.	Tate Armstrong (Jr.), 1976	2
4.	Art Heyman (Sr.), 1963 Jeff Mullins (Sr.), 1964 Bob Verga (Sr.), 1967 Danny Ferry (Sr.), 1989	1

Most 10-Rebound Games

Rk	Name, Year	No
1.	Mike Lewis (Sr.), 1968	24
2.	Randy Denton (Sr.), 1971	23
3.	Shelden Williams (Jr.), 2005 Shelden Williams (Sr.), 2006	22
5.	Randy Denton (So.), 1969 Bob Fleischer (Jr.), 1974 Mike Gminski (So.), 1978 Mike Gminski (Sr.), 1980	21
9.	Elton Brand (So.), 1999	20
10.	Christian Laettner (Jr.), 1991 Mason Plumlee (Sr.), 2013	19

Most 15-Rebound Games

Rk	Name, Year	No
1.	Mike Lewis (Sr.), 1968	16
2.	Randy Denton (So.), 1969 Randy Denton (Jr.), 1970 Randy Denton (Sr.), 1971 Alan Shaw (Jr.), 1972	9
6.	Mike Lewis (Jr.), 1967 Bob Fleischer (Jr.), 1974	7
8.	Mike Lewis (So.), 1966 Mike Gminski (Fr.), 1977 Mike Gminski (Sr.), 1980 Shelden Williams (Jr.), 2005 Shelden Williams (Sr.), 2006	6

Most 20-Rebound Games

Rk	Name, Year	No
1.	Mike Lewis (Sr.), 1968	5
2.	Randy Denton (So.), 1969 Randy Denton (Jr.), 1970	3
4.	Mike Lewis (So.), 1966 Randy Denton (Sr.), 1971	2
6.	Carroll Youngkin (So.), 1959 Art Heyman (So.), 1961 Art Heyman (Jr.), 1962 Art Heyman (Sr.), 1963 Jack Marin (Jr.), 1965 Mike Lewis (Jr.), 1967 Cherokee Parks (Jr.), 1994 Elton Brand (So.), 1999 Miles Plumlee (Jr.), 2012	1

Most 10-Assist Games

Rk	Name, Year	No
1.	Bobby Hurley (Fr.), 1990 Bobby Hurley (Jr.), 1992	9
3.	Bobby Hurley (Sr.), 1993	8
4.	Bobby Hurley (So.), 1991 Jason Williams (Fr.), 2000	7
6.	Jason Williams (So.), 2001	5
7.	Dick DeVenzio (So.), 1969 Quin Snyder (Sr.), 1989 Chris Duhon (So.), 2002 Chris Duhon (Jr.), 2003	4

Most 5-Blocked Shots Games

Rk	Name, Year	No
1.	Shelden Williams (Sr.), 2006	12
2.	Shelden Williams (Jr.), 2005	10
3.	Shelden Williams (So.), 2004	9
4.	Mike Gminski (So.), 1978	7
5.	Mike Gminski (Fr.), 1977	6
6.	Mike Gminski (Sr.), 1980 Josh McRoberts (So.), 2007	5
8.	Cherokee Parks (Jr.), 1994	4
9.	Cherokee Parks (So.), 1993 Elton Brand (So.), 1999 Shane Battier (Jr.), 2000 Shane Battier (Sr.), 2001 Mason Plumlee (So.), 2011	3

▶ - Active Players

◆ - NCAA Record

[#] - ACC All-Time Career Leaders In Parentheses

Blocked Shots

Table with columns: Rk, Name, Year, G, Blk, Avg. Lists players and their blocked shot statistics.

Blocked Shots Per Game

Table with columns: Rk, Name, Year, G, Blk, Avg. Lists players and their blocked shots per game.

Steals

Table with columns: Rk, Name, Year, G, St, Avg. Lists players and their steal statistics.

Steals Per Game

Table with columns: Rk, Name, Years, G, St, Avg. Lists players and their steals per game.

Assist-to-Turnover Ratio

Table with columns: Rk, Name, Years, A, TO, A:TO. Lists players and their assist-to-turnover ratios.

minimum 20 games played and 2.0 assist per game

Turnovers

Table with columns: Rk, Name, Years, TO. Lists players and their turnover statistics.

Dunks

Table with columns: Rk, Name, Year, PF. Lists players and their dunk statistics.

Games Played

Table with columns: Rk, Name, Year, GP. Lists players and their games played.

Games Started

Table with columns: Rk, Name, Year, GS. Lists players and their games started.

Minutes Played

Table with columns: Rk, Name, Year, Min. Lists players and their minutes played.

Minutes Per Game

Table with columns: Rk, Name, Year, G, Min, Avg. Lists players and their minutes per game.

Double-Figure Scoring Games

Table with columns: Rk, Name, Year, No. Lists players and their double-figure scoring games.

Double-Doubles

Table with columns: Rk, Name, Year, No. Lists players and their double-double games.

Most 20-Point Games

Table with columns: Rk, Name, Year, No. Lists players and their most 20-point games.

Most 10-Rebound Games

Table with columns: Rk, Name, Year, No. Lists players and their most 10-rebound games.

Most 15-Rebound Games

Table with columns: Rk, Name, Year, No. Lists players and their most 15-rebound games.

Most 10-Assist Games

Table with columns: Rk, Name, Year, No. Lists players and their most 10-assist games.

Most 5-Blocked Shots Games

Table with columns: Rk, Name, Year, No. Lists players and their most 5-blocked shot games.

Highest Opp. Scoring Avg.

1. 1975-76	85.0
2. 1982-83	83.7
3. 1974-75	81.5
4. 1968-69	79.4
5. 1964-65	77.8

Best Scoring Defense (since 1951)

1. 2009-10	61.0
2. 2006-07	62.0
3. 1959-60	63.2
4. 1997-98	64.1
5. 2010-11	64.7

Highest Avg. Scoring Margin

1. ▲ 1998-99	24.6
2. 1997-98	21.5
3. 2000-01	20.2
4. 2001-02	19.7
5. 1988-89	16.7

Most Field Goals Made

1. ▲ 1985-86	1,245
2. 1998-99	1,244
3. 1990-91	1,227
4. 2000-01	1,217
5. 1989-90	1,171

Most Field Goals Allowed

1. 1989-90	1,115
2. 1990-91	1,087
3. 1985-86	1,082
4. 1991-92	1,033
5. 2000-01	1,028

Most Field Goal Attempts

1. ▲ 2000-01	2,530
2. 1950-51	2,514
3. 1985-86	2,429
4. 1998-99	2,422
5. 1990-91	2,401

Most Field Goal Attempts Allowed

1. 1998-99	2,486
2. 1989-90	2,473
3. 2000-01	2,471
4. 1950-51	2,454
5. 1990-91	2,445

Highest Field Goal Pct.

1. 1988-89	[1,163-2,166] .537
2. 1991-92	[1,108-2,069] .536
3. 1977-78	[1,123-2,131] .5270
4. 1984-85	[950-1,804] .5266
5. 1975-76	[968-1,853] .522

Best Field Goal Defense

1. 1951-52	[757-2,282] .331
2. 1955-56	[581-1,617] .350
3. 1954-55	[651-1,824] .360
4. 1950-51	[889-2,454] .362
5. 1956-57	[651-1,723] .378

Best Field Goal Defense (Coach K Era)

1. 2004-05	[783-2,006] .390
2. 1998-99	[972-2,486] .391
3. 2009-10	[883-2,202] .401
4. 2010-11	[896-2,212] .405
5. 2003-04	[876-2,154] .407

Most 3-Point Field Goals

1. ▲ 2000-01	407
2. 2013-14	316
3. 2007-08	308
4. 2001-02	301
2009-10	301

Most 3-Point Field Goals Allowed

1. 2000-01	207
2. 1999-2000	197
3. 1998-99	191
4. 2008-09	183
5. 1994-95	180

Most 3-Point FG Attempts

1. ▲ 2000-01	1,057
2. 2001-02	830
3. 2007-08	816
4. 2013-14	801
5. 2009-10	782

Most 3-Point Field Goal Attempts Allowed

1. 1998-99	635
2. 2000-01	602
3. 2009-10	559
4. 2001-02	555
5. 1999-2000	552

Highest 3-Point FG Pct.

1. 1991-92	[171-394] .434
2. 1982-83	[98-230] .426
3. 1986-87	[148-368] .402
4. 2012-13	[270-676] .399
5. 1992-93	[184-463] .397

Best 3-Point FG Defense

1. 2009-10	[158-559] .283
2. 1992-93	[118-409] .289
3. 2012-13	[160-551] .290
4. 1993-94	[145-489] .297
5. 1998-99	[191-635] .301

Most Free Throws Made

1. ◆ 1989-90	888
2. 1998-99	800
3. 1990-91	791
4. 1991-92	780
5. 2000-01	697

Most Free Throw Attempts

1. 1989-90	1,165
2. 1998-99	1,135
3. 1990-91	1,089
4. 1991-92	1,043
5. 2000-01	1,002

Highest Free Throw Pct.

1. ▲ 1977-78	.791
2. 1972-73	.785
3. 1970-71	.766
4. 1989-90	.762
5. 2005-06	.761

Most Rebounds

1. 1951-52	1,758
2. 1998-99	1,645
3. 2009-10	1,560
4. 2000-01	1,505
5. 1965-66	1,487

Highest Rebound Average

1. 1951-52	58.6
2. 1961-62	50.5
3. 1960-61	49.7
4. 1965-66	49.6
5. 1952-53	48.8

Highest Rebound Margin

1. 1965-66	+12.7
2. 1962-63	+11.3
3. 1961-62	+10.9
4. 1967-68	+10.5
5. 1966-67	+9.5

Most Assists

1. 2000-01	701
2. 1990-91	689
3. 1988-89	684
4. 1985-86	671
5. 1989-90	663

Most Blocked Shots

1. ▲ 1998-99	245
2. 2003-04	240
3. 2004-05	220
4. 1993-94	204
5. 2005-06	202

Most Steals

1. 2000-01	411
2. 1990-91	362
3. 1985-86	360
4. 2001-02	351
5. 1998-99	349

Most Turnovers Caused

1. 1990-91	779
2. 1985-86	773
3. 1989-90	764
4. 2000-01	752
5. 1988-89	724

Most Turnovers Committed

1. 1989-90	661
2. 1988-89	648
3. 1990-91	645
4. 1985-86	616
5. 1977-78	610

Most Personal Fouls

1. 1950-51	783
2. ▲ 1985-86	767
3. 1951-52	751
4. 1988-89	750
5. 1989-90	734

Most Players to Foul Out

1. 1950-51	48
2. 1951-52	42
1975-76	42
4. 1952-53	38
5. 1954-55	35

Fewest Players to Foul Out

1. 1961-62	5
1993-94	5
3. 1997-98	6
4. 1992-93	7
5. 1962-63	8
2001-02	8
2008-09	8

Fewest Personal Fouls

1. 1971-72	419
2. 1969-70	421
3. 1956-57	459
4. 1957-58	460
5. 1976-77	510

▲ - ACC Record
◆ - NCAA Record

Cameron Indoor Stadium Records

Duke Individual Records, Game

Points

Rk	Name vs. Opponent, Date	Pts
1.	Dick Groat vs. North Carolina, 2/29/1952	48
2.	Dick Groat vs. George Washington, 2/2/1952	46
3.	Tate Armstrong vs. Clemson, 2/5/1976	42
4.	Art Heyman vs. North Carolina, 2/23/1965	40
	Tate Armstrong vs. NC State, 2/18/1976	40
	J.J. Redick vs. Virginia, 1/28/2006	40
7.	Gary Melchionni vs. Maryland, 2/3/1973	39
8.	Ronnie Mayer vs. Maryland, 1/14/1956	38
	Art Heyman vs. Maryland, 1/13/1962	38
	Robert Verga vs. Penn State, 1/3/1967	38
	J.J. Redick vs. Wake Forest, 2/20/2005	38

Field Goals Made

Rk	Name vs. Opponent, Date	FG
1.	Dick Groat vs. North Carolina, 2/29/1952	19
2.	Jack Marin vs. Wake Forest, 1/15/1966	18
	Tate Armstrong vs. Clemson, 2/26/1976	18
4.	Gary Melchionni vs. Maryland, 2/3/1973	17
5.	Dick Groat vs. George Washington, 2/2/1952	16
	Robert Verga vs. Penn State, 1/3/1967	16
	Vince Taylor vs. Clemson, 2/24/1982	16

Field Goal Attempts

Rk	Name vs. Opponent, Date	FGA
1.	Art Heyman vs. North Carolina, 2/23/1962	33
2.	Art Heyman vs. North Carolina, 1/13/1962	32
3.	Robert Verga vs. Penn State, 1/1/1967	31
4.	Tate Armstrong vs. Clemson, 2/25/1976	29
5.	4x, last Tate Armstrong vs. NC State, 2/18/1976	28

Field Goal Percentage

Rk	Name vs. Opponent, Date	Pct
1.	Mike Lewis vs. Penn State, 1/3/1966	[10-of-10] 1.000
	Mike Gminski vs. Johns Hopkins, 11/30/1976	[10-of-10] 1.000
3.	Jack Marin vs. Penn State, 1/5/1965	[13-of-14] .929
	Carlos Boozer vs. NC State, 2/14/2002	[13-of-14] .929
5.	Grant Hill vs. Canisius, 12/1/1992	[12-of-13] .923

Minimum 10 made field goals

3-Point Field Goals Made

Rk	Name vs. Opponent, Date	3FG
1.	Shane Battier vs. Princeton, 11/14/2000	9
2.	William Avery vs. Florida, 12/9/1998	8
	Jason Williams vs. North Carolina, 3/3/2002	8
	J.J. Redick vs. Virginia, 1/28/2006	8
	Kyle Singler vs. Georgia Tech, 2/4/2010	8
	Andre Dawkins vs. Bradley, 12/8/2010	8

3-Point Field Goal Attempts

Rk	Name vs. Opponent, Date	3FGA
1.	Jason Williams vs. Temple, 12/5/2001	16
2.	Jason Williams vs. North Carolina, 3/3/2002	15
	J.J. Redick vs. Georgia Tech, 2/5/2005	15
4.	Shane Battier vs. Maryland, 2/27/2001	14
	Andre Dawkins vs. Bradley, 12/8/2010	14

3-Point Field Goal Percentage

Rk	Name vs. Opponent, Date	Pct
1.	Trajan Langdon vs. St. Joseph's, 11/30/1996	[6-of-7] .857
	Seth Curry vs. Georgia Tech, 1/17/2013	[6-of-7] .857
3.	Ricky Price vs. Monmouth, 12/28/1995	[5-of-6] .833
	J.J. Redick vs. Virginia, 1/15/2003	[5-of-6] .833
5.	►16x, last Rasheed Suliamon vs. Virginia, 1/13/2014	[4-of-5] .800

Minimum 4 made three-point field goals

Free Throws Made

Rk	Name vs. Opponent, Date	FT
1.	Bucky Allen vs. NC State, 1/5/1957	20
2.	Jim Spanarkel vs. NC State, 2/5/1978	18
3.	Dick Groat vs. Davidson, 1/29/1951	17
4.	Dick Groat vs. George Washington, 2/2/1952	14
	Art Heyman vs. North Carolina, 2/4/1961	14
	Chris Redding vs. North Carolina, 1/22/1972	14
	J.J. Redick vs. Princeton, 1/5/2005	14
	J.J. Redick vs. Wake Forest, 2/20/2005	14

Free Throws Attempted

Rk	Name vs. Opponent, Date	FTA
1.	Bucky Allen vs. NC State, 1/5/1957	23
2.	Jim Spanarkel vs. NC State, 2/5/1978	22
3.	Carroll Youngkin vs. Pittsburgh, 1/31/1959	20
4.	Carroll Youngkin vs. Wake Forest, 2/27/1959	18
	Art Heyman vs. North Carolina, 2/23/1963	18

Free Throws Made (No Misses)

Rk	Name vs. Opponent, Date	FT
1.	Dick Groat vs. Davidson, 1/29/1951	17
2.	J.J. Redick vs. Princeton, 1/5/2005	14
3.	Mike Lewis vs. Vanderbilt, 12/13/1966	13
	Steve Vandenberg vs. North Carolina, 3/1/1969	13
	Christian Laettner vs. Maryland, 1/13/1990	13
	Elton Brand vs. NC A&T, 12/20/1998	13
	Jon Scheyer vs. Rhode Island, 11/16/2008	13

Rebounds

Rk	Name vs. Opponent, Date	Reb
1.	Bernie Janacki vs. North Carolina, 2/29/1952	31
2.	Paul Schmidt vs. Wake Forest, 2/15/1958	24
	Art Heyman vs. North Carolina, 2/23/1963	24
	Mike Lewis vs. Wake Forest, 2/21/1967	24
5.	Bob Lakata vs. Temple, 1/5/1955	23

Rebounds, Coach K Era

Rk	Name vs. Opponent, Date	Reb
1.	Miles Plumlee vs. Maryland, 2/11/2012	22
2.	Cherokee Parks vs. Xavier, 12/4/1993	20
3.	Shelden Williams vs. Virginia Tech, 12/4/2005	19
4.	Carlos Boozer vs. Wake Forest, 1/19/2002	18
5.	6x, last Mason Plumlee vs. Ohio State, 11/28/2012	17

Offensive Rebounds

Rk	Name vs. Opponent, Date	OReb
1.	Mike Lewis vs. Wake Forest, 2/21/1967	12
	Mike Lewis vs. Wake Forest, 2/14/1968	12
3.	Mike Lewis vs. NC State, 1/29/1966	11
4.	Mike Lewis vs. UCLA, 12/10/1965	10
	Jack Marin vs. Wake Forest, 1/15/1966	10
	Jabari Parker vs. Florida State, 1/25/2014	10

Offensive Rebounds, Coach K Era

Rk	Name vs. Opponent, Date	OReb
1.	Jabari Parker vs. Florida State, 1/25/2014	10
2.	Cherokee Parks vs. Xavier, 12/4/1993	9
	Shelden Williams vs. Tennessee-Martin, 11/20/2004	9
	Miles Plumlee vs. Maryland, 2/11/2012	9
5.	8x, last Mason Plumlee vs. Elon, 12/20/2012	8

Defensive Rebounds

Rk	Name vs. Opponent, Date	DReb
1.	Randy Denton vs. Wake Forest, 2/12/1969	16
2.	Mike Lewis vs. Princeton, 12/19/1967	15
3.	Shelden Williams vs. Virginia Tech, 12/4/2005	13
	Miles Plumlee vs. Maryland, 2/11/2012	13
	Mason Plumlee vs. Boston College, 2/24/2013	13

Assists

Rk	Name vs. Opponent, Date	Ast
1.	Bobby Hurley vs. Florida State, 2/24/1993	16
2.	Bobby Hurley vs. Oklahoma, 1/4/1993	15
	Bobby Hurley vs. UCLA, 2/28/1993	15
	Greg Paulus vs. Valparaiso, 12/18/2005	15
5.	Tommy Amaker vs. Miami, 2/19/1986	14
	Bobby Hurley vs. LSU, 2/10/1991	14
	Chris Duhon vs. Wake Forest, 1/17/2004	14
	Quinn Cook vs. Wake Forest, 1/5/2013	14

Blocked Shots

Rk	Name vs. Opponent, Date	Blk
1.	Shelden Williams vs. Maryland, 1/11/2006	10
2.	Mike Gminski vs. NC State, 2/15/1978	9
	Shelden Williams vs. Virginia, 1/16/2005	9
	Shelden Williams vs. Davidson, 11/19/2005	9
5.	Mike Gminski vs. Vermont, 12/28/1979	8
	Shelden Williams vs. Wake Forest, 1/17/2004	8
	Shelden Williams vs. Virginia, 1/28/2006	8

Steals

Rk	Name vs. Opponent, Date	Stl
1.	Kenny Dennard vs. Maryland, 2/3/1979	11
2.	Steve Wojciechowski vs. Vanderbilt, 11/22/1996	8
3.	George Moses vs. Davidson, 1/27/1976	7
	Jim Spanarkel vs. Lafayette, 1/10/1977	7
	Shane Battier vs. Davidson, 11/20/1997	7
	Mike Dunleavy vs. Maryland, 1/17/2002	7
	Sean Dockery vs. St. John's, 12/6/2003	7
	Chris Duhon vs. Fairfield, 1/6/2004	7
	Chris Duhon vs. Georgia Tech, 3/3/2004	7
	DeMarcus Nelson vs. Boston University, 11/14/2005	7
	David McClure vs. UNC Greensboro, 11/16/2006	7

**Cameron Indoor Stadium
Year-by-Year Records**

Year	W	L	Pct.
1940	9	1	.900
1941	6	5	.545
1942	11	0	1.000
1943	8	3	.727
1944	7	8	.467
1945	6	5	.545
1946	10	2	.833
1947	8	3	.727
1948	12	4	.800
1949	7	3	.700
1950	11	2	.846
1951	7	3	.700
1952	11	1	.917
1953	9	2	.818
1954	10	1	.909
1955	9	1	.900
1956	9	1	.900
1957	8	1	.889
1958	9	0	1.000
1959	7	3	.700
1960	5	4	.556
1961	8	0	1.000
1962	11	1	.917
1963	11	0	1.000
1964	10	0	1.000
1965	8	2	.800
1966	10	0	1.000
1967	9	1	.900
1968	9	1	.900
1969	6	4	.600
1970	8	2	.800
1971	8	2	.800
1972	10	2	.833
1973	8	2	.800
1974	7	4	.636
1975	8	4	.667
1976	8	4	.667
1977	6	5	.545
1978	12	0	1.000
1979	10	1	.909
1980	10	2	.833
1981	11	3	.786
1982	8	7	.533
1983	9	7	.563
1984	11	5	.688
1985	12	3	.800
1986	15	0	1.000
1987	14	2	.875
1988	12	2	.857
1989	14	1	.933
1990	13	1	.929
1991	16	0	1.000
1992	13	0	1.000
1993	14	2	.875
1994	14	2	.875
1995	8	6	.571
1996	11	4	.733
1997	15	2	.882
1998	15	0	1.000
1999	14	0	1.000
2000	13	2	.867
2001	13	2	.819
2002	13	0	1.000
2003	15	0	1.000
2004	14	1	.933
2005	14	1	.933
2006	14	1	.933
2007	15	4	.789
2008	15	1	.938
2009	16	1	.941
2010	17	0	1.000
2011	17	0	1.000
2012	13	3	.813
2013	16	0	1.000
2014	17	0	1.000
Totals	817	153	.842

Miscellaneous

Most Victories

By Duke	17 in 2010
	17 in 2011
	17 in 2014

Most Losses

By Duke	8 in 1944
---------	-----------

Fewest Losses

By Duke	0, 18 times; last in 2014 (17-0)
---------	----------------------------------

Most 100-Point Games

By Duke	7 in 2001
By Opponents	3 in 1983

All-Time 100-Point Games

By Duke	122
By Opponents	6

50th Anniversary Game

Jan. 6, 1990	Duke 76, Virginia 68
--------------	----------------------

Longest Winning Streak

Jan. 13, 1997 – Feb. 5, 2000	46 games
Feb. 22, 2009 – Jan. 19, 2012	45 games
Nov. 25, 2001 – Feb. 26, 2004	41 games
Nov. 14, 1990 – Jan. 16, 1993	36 games
Nov. 9, 2012 - Present	33 games

Longest Non-Conference Winning Streak

Nov. 14, 2000 - Present	109 games
Feb. 2, 1983 - Dec. 2, 1995	95 games

Milestone Games

Game 1	Jan. 6, 1940
	Duke 36, Princeton 27
Game 100	Jan. 24, 1948
	Duke 52, Virginia Tech 45
Game 200	Feb. 5, 1957
	Duke 90, Pittsburgh 72
Game 300	Jan. 28, 1967
	Duke 99, N.C. State 60
Game 400	Feb. 25, 1976
	Clemson 90, Duke 89
Game 500	Jan. 11, 1984
	Duke 73, Appalachian State 60
Game 600	Dec. 1, 1990
	Duke 111, Charlotte 94
Game 700	Feb. 2, 1997
	Duke 70, Georgia Tech 61
Game 800	Feb. 8, 2004
	Duke 81, Clemson 55
Game 900	Feb. 4, 2010
	Duke 86, Georgia Tech 67

Krzyzewskiville

Though tents popped up from time to time at Duke before the arrival of Mike Krzyzewski in 1980, Krzyzewskiville — named “Tent City” prior to that — came to form as we know it today in 1986 when the popularity of the team soared with its immense success. After its humble beginnings when only a handful of students erected tents in the courtyard area outside of Cameron Indoor Stadium, Krzyzewskiville has grown and is now an integral part of the Duke culture. Today, more than a thousand students camp out for their place in line in order to get the best seats at games, sometimes for as long as 10 weeks.

The increased growth of K-ville has brought on more rules. Currently, there are two games per season designated as “tenting” games, one of which is always the North Carolina contest. At least one person needs to man the tent at all times unless the head line monitor, who is essentially the mayor of K-ville, declares a grace period for weather. Generally, there are 12 people in each tent, which are often adorned with numbers and phrases to differentiate themselves.

Coach K addresses the students prior to each of the designated tenting games, and is known to send pizzas to them for their dedication to the Duke basketball team. Keeping true to its emphasis on schoolwork, Duke officials made sure that wireless internet access is available in K-ville during a recent courtyard renovation so students could handle their academic requirements during the spring semester.

Duke’s “Sixth Man”, better known as the Cameron crazies, is among the best cheering sections in all of sports. Their creativity is emulated, but never matched, at other schools around the nation. Largely because of their fervent support, the game experience at Cameron Indoor Stadium has become an event itself and a destination for many die-hard sports fans in the United States.

100-Point Games

Date	Opponent	Loc	W/L	Score
11/8/2013	Davidson	H	W	111-77
12/30/2011	Western Michigan	H	W	110-70
12/29/2010	UNC Greensboro	A	W	108-62
11/19/2010	Colgate	H	W	110-58
12/31/2009	Pennsylvania	H	W	114-55
12/15/2009	Gardner-Webb	H	W	113-68
11/21/2009	Radford	H	W	104-67
11/17/2009	Charlotte	H	W	101-59
2/22/2009	Wake Forest	H	W	101-91
12/17/2008	Albany	H	W	111-70
11/9/2007	N.C. Central	H	W	121-56
12/31/2005	UNC Greensboro	N	W	102-69
12/18/2005	Valparaiso	H	W	104-77
2/20/2005	Wake Forest	H	W	102-92
1/30/2005	Virginia Tech	H	W	100-65
1/15/2003	Virginia	H	W	104-93
11/23/2002	Army	H	W	101-53
2/14/2002	N.C. State	H	W	108-71
1/19/2002	Wake Forest	H	W	103-80
1/10/2002	Georgia Tech	H	W	104-79
1/2/2002	Davidson	N	W	106-73
12/8/2001	Michigan	A	W	104-83
11/25/2001	Portland	H	W	104-62
2/11/2001	N.C. State	H	W	101-75
2/4/2001	Florida State	H	W	100-58
1/13/2001	Virginia	H	W	103-61
1/7/2001	Clemson	H	W	115-72
12/30/2000	N.C. A&T	H	W	108-73
12/9/2000	Michigan	H	W	104-61
12/5/2000	Davidson	H	W	102-60
2/16/2000	Florida State	H	W	101-68
2/5/2000	Virginia	H	W	106-86
1/5/2000	Virginia	A	W (ot)	109-100
12/21/1999	Davidson	H	W	109-65
12/19/1999	N.C. A&T	H	W	101-60
12/11/1999	Michigan	A	W	104-97
11/20/1999	Army	H	W	100-42
3/4/1999	Virginia	N	W	104-67
2/13/1999	Wake Forest	H	W	102-71
2/11/1999	Virginia	H	W	100-54
1/10/1999	Virginia	A	W	115-69
12/30/1998	UNC Greensboro	H	W	104-58
12/12/1998	Michigan	H	W	108-64
12/9/1998	Florida	H	W	116-86
11/26/1998	Notre Dame	N	W	111-82
11/21/1998	S.C. State	H	W	120-56
2/22/1998	UCLA	H	W	120-84
1/20/1998	N.C. A&T	H	W	101-66
1/3/1998	Maryland	A	W	104-72
12/21/1997	Mercer	H	W	126-64
12/6/1997	Virginia	H	W	103-59
11/24/1997	Chaminade	N	W	106-70
11/20/1997	Davidson	H	W	100-65
1/2/1997	S.C. State	H	W	104-54
12/30/1996	Western Carolina	H	W	104-54
12/22/1996	Army	H	W	100-38
12/2/1996	Lehigh	H	W	103-51

Date	Opponent	Loc	W/L	Score
12/20/1995	Western Carolina	H	W	107-67
2/2/1995	North Carolina	H	L (2ot)	100-102
11/21/1995	S.C. State	H	W	107-61
12/6/1994	G. Washington	H	W	103-73
1/22/1994	Florida State	H	W	106-79
3/18/1993	Southern Illinois	N	W	105-70
1/26/1993	San Francisco	H	W	117-73
1/6/1993	Clemson	H	W	110-67
12/30/1992	Boston U.	H	W	106-72
12/7/1992	Northeastern	H	W	103-72
12/1/1992	Canisius	H	W	110-62
3/28/1992	Kentucky	N	W (OT)	104-103
2/1/1992	Notre Dame	H	W	100-71
1/27/1992	Clemson	H	W	112-73
1/18/1992	Charlotte	H	W	104-82
1/15/1992	N.C. State	H	W	110-75
11/30/1991	Harvard	H	W	118-65
11/25/1991	East Carolina	H	W	103-75
3/14/1991	La.-Monroe	N	W	102-73
2/9/1991	Maryland	H	W	101-81
1/2/1991	Boston U.	H	W	109-55
12/19/1990	Harvard	A	W	103-61
12/11/1990	Charlotte	H	W	111-94
11/26/1990	East Carolina	H	W	125-82
11/16/1990	Boston College	H	W	100-76
3/9/1990	Maryland	N	W	104-84
2/12/1990	Stetson	A	W	102-67
2/10/1990	Maryland	A	W (ot)	114-111
1/22/1990	William & Mary	A	W	109-76
1/3/1990	The Citadel	H	W	108-69
12/28/1989	Drake	N	W	101-77
12/9/1989	Michigan	A	L (ot)	108-113
12/2/1989	Northwestern	A	W	103-77
11/29/1989	Canisius	H	W	102-66
11/25/1989	Harvard	H	W	130-54
2/18/1989	Kansas	H	W	102-77
2/5/1989	Notre Dame	A	W	102-80
1/11/1989	William & Mary	H	W	100-38
1/5/1989	Davidson	H	W	101-53
12/10/1988	Miami (Fla.)	A	W	117-102
2/1/1988	Clemson	H	W	101-63
1/23/1988	Wake Forest	A	W	103-70
1/6/1988	Miami (Fla.)	H	W	107-69
1/4/1988	William & Mary	H	W	101-70
12/21/1987	Harvard	H	W	121-62
12/9/1987	Davidson	A	W	105-71
11/28/1987	App. State	H	W	110-74
1/24/1987	Clemson	A	W (ot)	105-103
12/30/1986	Northwestern	H	W	106-55
12/3/1986	East Carolina	H	W	103-65
2/19/1986	Miami (Fla.)	H	W	104-82
1/26/1985	Clemson	A	W	100-83
2/26/1983	Georgia Tech	H	W	106-81
2/19/1983	Wake Forest	A	L	104-110
12/20/1980	Detroit	H	W	111-71
2/11/1978	Davidson	H	W	104-88
2/8/1978	Virginia	H	W	100-75

Record vs. Opponent in 100-Point Games

Virginia	18-0
Wake Forest	16-2
Clemson	12-0
Davidson	12-0
East Carolina	5-0
Harvard	5-0
Michigan	5-1
Maryland	4-0
N.C. State	4-1
Notre Dame	4-0
Virginia Tech	4-0
William & Mary	4-0
Army	3-0
Charlotte	3-0
Florida State	3-0
Georgia Tech	3-0
Miami [Fla.]	3-0
N.C. A & T	3-0
South Carolina	3-0
South Carolina State	3-0
UNC Greensboro	3-0
West Virginia	3-0
Boston University	2-0
Canisius	2-0
Furman	2-0
Lehigh	2-0
North Carolina	2-1
Northwestern	2-0
Western Carolina	2-0
Albany	1-0
Appalachian State	1-0
Boston College	1-0
Chaminade	1-0
Colgate	1-0
Connecticut	1-0
Cornell	1-0
Drake	1-0
Detroit	1-0
Florida	1-0
Gardner-Webb	1-0
George Washington	1-0
Johns Hopkins	1-0
Kansas	1-0
Kentucky	1-0
Louisiana Monroe	1-0
Mercer	1-0
Navy	1-0
N.C. Central	1-0
Northeastern	1-0
Penn State	1-0
Pennsylvania	1-0
Portland	1-0
Radford	1-0
San Francisco	1-0
Seton Hall	1-0
Southern Illinois	1-0
Stetson	1-0
Tennessee	1-0
The Citadel	1-0
UCLA	1-0
Valparaiso	1-0
VMI	1-0
Washington College	1-0
Western Kentucky	1-0
Western Michigan	1-0
Yale	1-0
TOTAL	174-5



RECORDS

100-Point Games

Date	Opponent	Loc	W/L	Score
1/28/1978	East Carolina	H	W	105-82
1/11/1978	Clemson	A	W	107-85
1/9/1978	Lehigh	H	W	105-63
11/29/1977	Wash. College	H	W	110-66
1/5/1977	Davidson	A	W	102-51
1/24/1976	N.C. State	A	L	101-106
12/27/1975	W. Kentucky	N	W	111-90
11/29/1975	Johns Hopkins	H	W	103-72
2/22/1975	Georgia Tech	H	W	107-76
1/29/1975	Davidson	A	W	113-76
1/22/1975	Wake Forest	A	L	109-122
11/30/1974	Cornell	H	W	100-62
12/29/1973	Yale	H	W	105-80
12/30/1972	Harvard	H	W	102-76
12/12/1972	East Carolina	H	W	108-74
2/20/1971	Virginia	H	W	101-69
12/15/1970	Virginia Tech	H	W	104-75
2/17/1969	Virginia	H	W	100-81
2/12/1969	Wake Forest	H	W	122-93
2/14/1968	Wake Forest	H	W	105-65
1/9/1968	Clemson	H	W	101-79
12/30/1967	Wake Forest	N	W	103-76
12/13/1967	Virginia	H	W	103-61
2/28/1967	Wake Forest	A	W	113-71
2/1/1967	Virginia	A	W	100-77
3/3/1966	Wake Forest	N	W	103-73
1/15/1966	Wake Forest	H	W	101-81
12/21/1965	Michigan	N	W (ot)	100-93
12/14/1965	Furman	H	W	102-67
12/1/1965	Virginia Tech	N	W	112-79
3/5/1965	Wake Forest	N	W	101-81
2/20/1965	Notre Dame	N	W	101-88
2/11/1965	Virginia	H	W	136-72
2/6/1965	West Virginia	H	W	109-89
1/16/1965	Wake Forest	H	W	105-77
1/12/1965	Clemson	H	W	106-81
1/5/1965	Penn State	H	W	121-88
12/19/1964	Virginia	A	W	104-91
12/12/1964	South Carolina	H	W	111-72
3/14/1964	Connecticut	N	W	101-54
2/29/1964	North Carolina	A	W	104-69
2/8/1964	N.C. State	A	W	104-72
2/1/1964	Navy	H	W	121-63
2/23/1963	North Carolina	H	W	106-93
1/26/1963	West Virginia	H	W	111-71
12/29/1962	Wake Forest	N	W	113-87
2/10/1962	Virginia	H	W	101-75
1/11/1962	Clemson	A	W	104-96
12/5/1961	Davidson	H	W	117-72
2/23/1961	Seton Hall	A	W	112-78
2/9/1961	Wake Forest	H	W	100-90
1/31/1961	South Carolina	A	W	107-94
12/12/1960	South Carolina	H	W	107-79
1/11/1956	Clemson	A	W	109-80
2/22/1955	Virginia	A	W	105-92
2/5/1955	West Virginia	H	W	115-75
1/15/1955	Virginia	H	W	109-89
12/14/1954	Davidson	A	W	107-75
12/3/1954	Clemson	H	W	115-54
2/13/1954	Virginia Tech	A	W	107-53
12/12/1953	William & Mary	H	W	109-44
12/5/1953	Tennessee	H	W	101-61
12/2/1953	Furman	H	W	110-76
2/12/1953	Wake Forest	A	W (ot)	101-99
12/15/1951	VMI	H	W	102-45

Duke 100-Point Game Facts

Duke 100-Point Game Record:	174-5
Home 100-Point Game Record:	122-1
100-Point Game Record at Cameron Indoor Stadium:	122-1
Away 100-Point Game Record:	33-4
Neutral Site 100-Point Game Record:	19-0
Overtime 100-Point Games:	[6-2] 8
Most Consecutive Wins When Scoring 100:	[12/20/95 – Present] 58 [12/15/51 – 11/30/74] 54
Most Consecutive Losses When Scoring 100:	[Five Times] 1
Most Consecutive 100-Point Games:	3, three times vs. Michigan, N.C. A&T and Davidson in 1999-00 vs. Army, Western Carolina and S.C. State in 1996-97 and vs. Harvard, Carisius and Northwestern in 1989-90
Most Frequent 100-Point Game Opponent:	[last in 2003] Virginia, 18 times
Most 100-Point Games in a Season:	[1964-65] 9
Under Mike Krzyzewski:	[home: 82-0; away: 17-2; neutral: 10-0] 109-2

Opponent 100-Point Games

Score	Opponent	Date	Place
122-109	Wake Forest	1/22/1975	Winston-Salem
113-108	Michigan	12/9/1989	Ann Arbor
113-87	N.C. State	2/20/1974	Raleigh
113-87	G. Washington	12/22/1952	Washington
111-114	Maryland	2/10/1990	College Park
110-104	Wake Forest	2/19/1983	Greensboro
109-66	Virginia	3/11/1983	Atlanta
107-87	UCLA	12/10/1966	Los Angeles
106-78	Wake Forest	12/20/1968	Greensboro
106-78	N.C. State	1/24/1976	Raleigh
105-95	LSU	12/20/1974	Columbia
105-84	Virginia	2/5/1983	Charlottesville
105-81	North Carolina	3/5/1983	Durham
104-82	Virginia	12/8/1973	Charlottesville
104-83	Maryland	2/2/1974	College Park
104-80	Maryland	2/8/1975	Durham
104-95	N.C. State	1/2/1976	Greensboro
104-91	Virginia	12/8/1983	Durham
103-89	Wake Forest	2/14/1961	Winston-Salem
103-82	North Carolina	1/22/1983	Chapel Hill
103-105	Clemson	1/24/1987	Clemson
103-73	UNLV	4/2/1990	Denver
103-96	Arizona	2/24/1991	Tucson
103-104	Kentucky	3/28/1992	Philadelphia
102-80	N.C. State	12/29/1956	Raleigh
102-96	Clemson	1/14/1976	Clemson
102-91	Maryland	2/7/1976	College Park
102-117	Miami	12/10/1988	Coral Gables
102-100	North Carolina	2/2/1995	Durham
101-63	West Virginia	12/12/1958	Morgantown
101-82	Maryland	2/2/1980	College Park
101-90	Maryland	2/21/1983	Durham
101-87	North Carolina	2/11/2009	Durham
100-71	St. Peter's	3/18/1968	New York
100-66	Clemson	2/15/1975	Clemson
100-77	UCLA	2/26/1995	Los Angeles
100-109	Virginia	1/5/2000	Charlottesville

Overtime Games


Date	Opponent	Loc	W/L	Score
2/1/2014	Syracuse (2)	A	L	89-91
2/25/2012	Virginia Tech	H	W	70-65
2/3/2012	Miami	H	L	74-78
2/7/2009	Miami	H	W	78-75
12/20/2007	Pittsburgh	N	L	64-65
3/8/2007	N.C. State	N	L	80-85
2/1/2007	Virginia	A	L	66-68
1/6/2007	Virginia Tech	H	L	67-69
2/4/2006	Florida State	H	W	97-96
2/12/2005	Maryland	A	L	92-99
3/14/2004	Maryland	N	L	87-95
2/5/2004	North Carolina	A	W	83-81
2/13/2003	Wake Forest (2)	A	L	80-94
12/18/2001	Kentucky	N	W	95-92
1/27/2001	Maryland	A	W	98-96
2/3/2000	North Carolina	A	W	90-86
1/19/2000	N.C. State	H	W	92-88
1/5/2000	Virginia	A	W	109-100
12/4/1999	DePaul	H	W	84-83
11/11/1999	Stanford	N	L	79-80
1/24/1999	St. John's	A	W	92-88
1/7/1997	Clemson	A	L	82-86
12/5/1996	Florida State	H	W	72-66
2/17/1996	N.C. State	H	W	79-76
2/7/1996	Georgia Tech	A	L	71-73
2/2/1995	North Carolina (2)	H	L	100-102
1/14/1995	Virginia (2)	H	L	88-91
1/24/1993	Florida State	A	L	88-89
1/4/1993	Oklahoma	H	W	88-84
3/28/1992	Kentucky	N	W	104-103
12/14/1991	Michigan	A	W	88-85
2/24/1991	Arizona (2)	A	L	96-103
3/24/1990	Connecticut	N	W	79-78
2/10/1990	Maryland	A	W	114-111
1/24/1990	N.C. State	H	W	85-82
12/9/1989	Michigan	A	L	108-113
2/20/1988	Kansas	A	W	74-70
3/6/1987	N.C. State	N	L	64-71
2/15/1987	Notre Dame	A	L	66-70
1/31/1987	Wake Forest	A	W	62-60
1/24/1987	Clemson	A	W	105-103
1/30/1985	Wake Forest	A	W	76-70
1/17/1985	Wake Forest	H	L	89-91
1/14/1985	Maryland	A	L	76-78
3/9/1984	Georgia Tech	N	W	67-63
3/3/1984	North Carolina (2)	A	L	83-96
2/23/1984	N.C. State	A	W	73-70
2/18/1984	Wake Forest	H	W	79-77
2/24/1982	Clemson (3)	H	W	73-72
2/8/1982	UNC Wilmington	H	W	67-57
11/28/1981	Vanderbilt (2)	H	L	75-76
2/28/1981	North Carolina	H	W	66-65
2/25/1981	Clemson	A	L	52-54

Date	Opponent	Loc	W/L	Score
12/9/1980	Vanderbilt	A	W	72-69
2/20/1980	Clemson	H	W	87-82
1/9/1980	Clemson	A	L	82-87
12/29/1979	Cincinnati	H	W	87-75
12/21/1979	Boston College	N	W	70-64
11/17/1979	Kentucky	N	W	82-76
12/29/1978	Ohio State	N	L	84-90
12/10/1977	Southern Cal	A	L	81-87
2/5/1977	Maryland	H	L	64-65
1/17/1977	Virginia	A	W	82-74
1/12/1977	Clemson	H	L	73-80
12/14/1976	Connecticut	N	W	64-62
3/4/1976	Maryland	N	L	78-80
1/21/1976	Wake Forest	H	W	97-93
1/14/1976	Clemson	A	L	96-102
2/1/1975	Virginia	H	L	85-92
1/3/1975	North Carolina	N	W	99-96
3/2/1974	North Carolina	A	L	92-96
1/3/1973	Virginia	A	L	74-80
2/23/1972	N.C. State	H	W	74-73
12/7/1971	Pennsylvania	H	L	49-50
3/27/1971	St. Bonaventure	N	L	88-92
2/18/1970	Davidson	A	W	79-76
1/7/1970	Wake Forest	H	W	78-72
12/1/1969	Virginia Tech (2)	N	W	66-63
2/19/1969	Davidson	A	L	80-88
3/2/1968	North Carolina (3)	H	W	87-86
1/14/1967	Maryland	A	W	72-69
2/22/1966	Wake Forest	A	L	98-99
12/21/1965	Michigan	N	W	100-93
2/9/1965	N.C. State	H	W	78-67
12/30/1964	Ohio State (2)	A	W	94-89
12/10/1964	Navy	N	W	93-87
1/25/1964	Tennessee (2)	N	W	67-65

Date	Opponent	Loc	W/L	Score
12/11/1963	Vanderbilt	A	L	92-97
2/25/1961	North Carolina	A	L	66-69
1/11/1961	Virginia	A	W	92-90
12/3/1960	Louisiana State	H	W	80-74
3/7/1958	Maryland	N	L	65-71
2/25/1958	Virginia (3)	A	L	68-70
1/11/1958	N.C. State (2)	H	W	76-75
12/28/1957	Wake Forest	N	W	79-75
12/21/1957	Pittsburgh (2)	A	L	84-87
2/2/1957	Navy	A	L	69-71
3/4/1955	Virginia	N	W	90-77
2/19/1953	William & Mary	A	L	82-85
2/12/1953	Wake Forest	A	W	101-99
2/9/1952	Navy	A	W	70-68
1/5/1952	N.C. State	H	L	70-72
1/6/1951	N.C. State	H	L	71-77
2/11/1950	G. Washington (2)	A	L	55-62
12/17/1949	Washington & Lee	A	W	81-67
1/9/1947	NYU	A	L	61-64
2/28/1946	N.C. State	N	W	44-38
1/9/1946	North Carolina	A	W	51-46
1/1/1944	Long Island	A	L	57-59
2/27/1942	North Carolina	H	W	41-40
2/13/1941	Wake Forest	H	W	42-41
2/12/1940	Clemson	H	W	39-37
3/20/1937	N.C. State	H	W	36-33
3/17/1937	VMI	A	L	31-32
2/6/1936	North Carolina	A	W	36-34
3/6/1935	Navy	A	L	38-44
2/20/1932	Maryland	H	L	18-20
2/8/1932	Tennessee	A	L	31-32
1/9/1932	William & Mary	H	W	28-20
2/20/1922	Florida	A	L	26-33
1914	N.C. State	H	W	33-25

Duke Overtime Facts

Duke Overtime Record:	66-55
Home Overtime Record:	28-13
Overtime Record at Cameron Indoor Stadium:	24-12
Away Overtime Record:	23-33
Neutral Site Overtime Record:	15-9
Longest Win Streak:	[12/4/1999 - 12/18/2001] 6
Longest Losing Streak:	[1/24/1993 - 2/7/1996]; [1/6/2007 - 12/20/07] 4
Single Overtime Games:	106
Double Overtime Games:	12
Triple Overtime Games:	3
Most Frequent Overtime Opponent:	[last in 2007] N.C. State, 14 times
Most Overtime Games in a Season:	[1957-58, 1979-80 & 1999-2000] 5
Most Overtime Periods in a Season:	[1957-58] 9
Under Mike Krzyzewski:	[home: 13-4; away: 13-13; neutral: 4-5] 30-22



Opponent Records

Team, Game		
Most Points		
By	Wake Forest (a), 1/22/1975	122
By	George Washington (a), 12/22/1952	113
	N.C. State (a), 2/20/1974	113
	Michigan (a), 12/9/1989	113
By	Maryland (a), 2/10/1990	111
Fewest Points		
By	3x; last by Guilford, 1906-07	1
Fewest Points in a Half		
By	North Carolina, 2/24/1979	[1st Half] 0
Most Field Goals Made		
By	Wake Forest (a), 1/22/1975	49
Fewest Field Goals Made		
By	N.C. State (n), 3/8/1968	4
Most Field Goal Attempts		
By	N.C. State (a), 2/20/1974	100
	Vanderbilt (h), 12/11/1962	100
Fewest Field Goal Attempts		
By	N.C. State (n), 3/8/1968	13
Highest Field Goal Pct.		
By	Georgetown (a), 1/30/2010	[33-46] .717
Lowest Field Goal Pct.		
By	Ft. Bragg (h), 1/2/1945	.126
Most 3-Point Field Goals Made		
By	Wake Forest (n), 3/10/1995	16
Most 3-Point Field Goal Attempts		
By	Clemson (h), 1/7/2001	28
Most Free Throws Made		
By	Wake Forest (n), 12/20/1968	42
Fewest Free Throws Made		
By	Georgia Tech (h), 1/7/2014	0
	Georgia Tech (h), 2/3/1982	0
	Maryland (h), 2/18/1978	0
Most Free Throw Attempts		
By	Virginia (a), 2/22/1955	55
Fewest Free Throw Attempts		
By	N.C. State (n), 12/1/1978	1
	Maryland (h), 2/18/1978	1
Most Free Throws Made, No Misses		
By	N.C. State (a), 2/25/1970	[17-17] 1.000
Lowest Free Throw Pct.		
By	Georgia Tech (h), 1/7/2014	[0-6] .000
	Georgia Tech (h), 2/3/1982	[0-7] .000
	Maryland (h), 2/18/1978	[0-1] .000
Most Rebounds		
By	Wake Forest (n), 12/20/1968	68
Most Assists		
By	Clemson (a), 2/26/1986	36
Most Personal Fouls		
By	North Carolina (a), 2/6/1953	39
Fewest Personal Fouls		
By	Washington & Lee (a), 2/16/1939	4
	Oklahoma State (a), 12/19/1939	4
Most Disqualifications		
By	5X; last by Maryland (a), 2/10/1990	5

RECORDS

Individual Records, Game

Points	Rk	Name, Opponent, Date	Pts
1.	Ernie Beck, Pennsylvania (n), 12/30/1952	47	
2.	Don Hennon, Pittsburgh (a), 12/21/1957	45	
	Kenny Carr, N.C. State (n), 1/2/1976	45	
4.	Dickie Hemric, Wake Forest (h), 2/12/1953	44	
	Kenny Higgs, LSU (n), 12/20/1974	44	
	Kenny Carr, N.C. State (a), 1/24/1976	44	
7.	Grady Wallace, South Carolina (h), 2/23/1957	43	
8.	Buzzy Wilkinson, Virginia (n), 3/4/1954	42	
9.	Grady Wallace, South Carolina (n), 3/7/1957	41	
	Jack Givens, Kentucky (n), 3/27/1978	41	
	Len Bias, Maryland (h), 1/25/1986	41	
12.	7x; last Marvis Thornton, St. John's (a), 1/24/1999	40	
Most Field Goals Made			
1.	Don Hennon, Pittsburgh (a), 12/21/1957	20	
2.	Ernie Beck, Penn (n), 12/30/1952	18	
	Lew Alcindor, UCLA (a), 12/10/1966	18	
	Kenny Carr, N.C. State (n), 1/2/1976	18	
	Jack Givens, Kentucky (n), 3/27/1978	18	
	Ralph Sampson, Virginia (n), 12/8/1982	18	
Most Field Goal Attempts			
1.	Buzzy Wilkinson, Virginia (n), 3/4/1954	44	
2.	Don Hennon, Pittsburgh (a), 12/21/1957	42	
3.	Grady Wallace, South Carolina (n), 3/7/1957	40	
4.	Rod Hundley, West Virginia (n), 12/27/1956	32	
	Grady Wallace, South Carolina (h), 2/23/1957	32	
	Al Thornton, Florida State (h), 2/4/2006	32	
Highest Field Goal Pct.			
1.	Larry Miller, North Carolina (n), 3/11/1967	[13-14] .929	
2.	Ben Coleman, Maryland (a), 2/11/1984	[11-12] .917	
3.	Devin Gray, Clemson (h), 1/27/1992	[10-11] .909	
	Rasheed Wallace, North Carolina (h), 2/2/1995	[10-11] .909	
5.	Cazzie Russell, Michigan (a), 12/21/1963	[9-10] .900	
	Lee Raker, Virginia (a), 1/31/1981	[9-10] .900	
	Reggie Johnson, Miami (h), 1/2/2011	[9-10] .900	
	Jerome Hill, Gardner-Webb (h), 12/16/2013	[9-10] .900	
<i>Minimum 10 field goal attempts</i>			
Most 3-Point Field Goals Made			
1.	Randolph Childress, Wake Forest (n), 3/10/1995	8	
	Jimmy Baron, Rhode Island (h), 11/16/2008	8	
3.	Mark Mocnik, Campbell (n), 3/19/1992	7	
	Tyrone Perry, Delaware (h), 12/19/1995	7	
	Marvis Thornton, St. John's (a), 1/24/1999	7	
Most 3-Point Field Goal Attempts			
1.	Mark Karcher, Temple (n), 3/21/1999	15	
2.	Dennis Scott, Georgia Tech (n), 3/10/1990	13	
	Mark Mocnik, Campbell (n), 3/19/1992	13	
	Curtis Staples, Virginia (n), 3/5/1998	13	
5.	10x; last Tim Pickett, Florida State (a), 2/29/2004	12	
3-Point Field Goal Pct.			
1.	Tim Mullen, Virginia (a), 2/5/1983	[5-5] 1.000	
2.	Tyrone Perry, Delaware (h), 12/19/1995	[7-8] .875	
3.	Marc Campbell, Clemson (h), 1/29/1983	[5-6] .833	
	Exree Hipp, Maryland (h), 1/28/1995	[5-6] .833	
	Lakista McCuller, N.C. State (a), 2/18/1995	[5-6] .833	
	Devin Smith, Virginia (a), 1/11/2004	[5-6] .833	
<i>Minimum five three-point field goal attempts</i>			
Most Free Throws Made			
1.	Bob Zeitz, N.C. State (n), 12/29/1956	22	
2.	Grady Wallace, South Carolina (h), 2/23/1957	21	
	York Larese, North Carolina (n), 12/29/1959	21	
4.	Dickie Hemric, Wake Forest (h), 2/19/1955	20	
5.	Buzzy Wilkinson, Virginia (a), 2/22/1955	18	

Most Free Throws Attempted		
1.	Dickie Hemric, Wake Forest (h), 2/19/1955	26
2.	Buzzy Wilkinson, Virginia (a), 2/22/1955	25
3.	Grady Wallace, South Carolina (h), 2/23/1957	23
4.	Dickie Hemric, Wake Forest (a), 1/12/1954	22
5.	Buzzy Wilkinson, Virginia (n), 3/4/1954	22
Most Free Throws Made, No Misses		
1.	York Larese, North Carolina (n), 12/29/1959	21
2.	John Roche, South Carolina (a), 2/14/1970	15
	Carlos Yates, George Mason (h), 1/3/1983	15
4.	Kenny Higgs, LSU (n), 12/20/1974	14
	Mark Price, Georgia Tech (n), 3/9/1985	14
6.	Len Bias, Maryland (h), 1/25/1986	13
7.	Jeff Jones, Virginia (h), 1/30/1982	12
	Todd Fuller, N.C. State (a), 1/18/1996	12
	Jason Capel, North Carolina (h), 3/3/2002	12
10.	4x; last by Marty Patterson, Clemson (a), 2/2/1974	11
Rebounds		
1.	Clyde Lee, Vanderbilt (a), 12/11/1963	26
2.	Sean May, North Carolina (a), 3/6/2005	24
3.	Len Chappell, Wake Forest (a), 2/3/1960	23
4.	Len Chappell, Wake Forest (a), 2/15/1962	22
	Lew Alcindor, UCLA (a), 12/10/1966	22
Assists		
1.	Jerry Kroll, Davidson (a), 2/19/1969	19
	Anthony Jenkins, Clemson (a), 2/26/1986	19
	Craig Neal, Georgia Tech (a), 2/28/1988	19
4.	4x; last Jason Kidd, California (n), 3/20/1993	14
Blocks		
1.	Wayne "Tree" Rollins, Clemson (a), 2/3/1977	10
2.	Robert Siler, Wake Forest (h), 1/14/1991	9
3.	Scott VanSchaardenburg, The Citadel (a), 1/16/1991	8
	Acie Earl, Iowa (n), 3/21/1992	8
5.	6x; last Danny Green, North Carolina (h), 3/8/2008	7
Steals		
1.	Kenny Anderson, Georgia Tech (a), 1/30/1991	8
2.	Kenny Carr, N.C. State (h), 2/18/1976	7
	Clyde Austin, N.C. State (n), 11/27/1976	7
	Dudley Bradley vs. North Carolina (n), 3/3/1979	7
	Spud Webb, N.C. State (n), 2/20/1985	7
	Chris Corchiani, N.C. State (a), 1/26/1989	7
	K.C. Rivers, Clemson (v), 2/4/2009	7
Minutes Played		
1.	Larry Miller, North Carolina (h), 3/2/1968	55
2.	Vince Hamilton, Clemson (h), 2/24/1982	53
3.	Mike Eppley, Clemson (h), 2/24/1982	52
	Charles Green, East Carolina (h), 11/27/1982	52
5.	Fred Gilliam, Clemson (h), 2/24/1982	51
█ - Cameron Indoor Stadium record		

Individual Records, Career

Most Points		
1.	Dickie Hemric, Wake Forest, 1954-57	[9 Games] 270
2.	Len Chappell, Wake Forest, 1960-63	[10 games] 255
3.	Lennie Rosenbluth, North Carolina, 1954-56	[9 games] 251
	Phil Ford, North Carolina, 1975-78	[11 games] 251
5.	Bob Leonard, Wake Forest, 1964-66	[10 games] 240
6.	Len Bias, Maryland, 1983-86	[10 Games] 237
7.	Rod Griffin, Wake Forest, 1975-78	[13 Games] 228
8.	Al Wood, North Carolina, 1975-81	[14 Games] 222
9.	Kenny Carr, N.C. State, 1975-78	[8 Games] 217
10.	Skip Brown, Wake Forest, 1974-77	[10 Games] 194

Non-Conference: Cazzie Russell, Michigan, 1964-66 (4 Games) - 104; John Gerdy, Davidson, 1979-82 (4 Games) - 103

Yearly Statistics

1950-51 Record: 20-13; Home: 7-3; Away: 8-8; Neutral: 5-2. Table with columns: Player, G, MP, FG-FGA, Pct, FT-FTA, Pct, Reb-Avg, PF-DQ, Ast, TO, BS, St, Pts-Avg.

1951-52 Record: 24-6; Home: 11-1; Away: 9-1; Neutral: 4-4. Table with columns: Player, G, MP, FG-FGA, Pct, FT-FTA, Pct, Reb-Avg, PF-DQ, Ast, TO, BS, St, Pts-Avg.

1952-53 Record: 18-8; Home: 9-2; Away: 8-3; Neutral: 1-3. Table with columns: Player, G, MP, FG-FGA, Pct, FT-FTA, Pct, Reb-Avg, PF-DQ, Ast, TO, BS, St, Pts-Avg.

1953-54 Record: 22-6; Home: 10-1; Away: 8-2; Neutral: 4-3. Table with columns: Player, G, MP, FG-FGA, Pct, FT-FTA, Pct, Reb-Avg, PF-DQ, Ast, TO, BS, St, Pts-Avg.

1954-55 Record: 20-8; Home: 9-1; Away: 8-3; Neutral: 3-4. Table with columns: Player, G, MP, FG-FGA, Pct, FT-FTA, Pct, Reb-Avg, PF-DQ, Ast, TO, BS, St, Pts-Avg.

1955-56 Record: 19-7; Home: 9-1; Away: 7-4; Neutral: 3-2. Table with columns: Player, G, MP, FG-FGA, Pct, FT-FTA, Pct, Reb-Avg, PF-DQ, Ast, TO, BS, St, Pts-Avg.

1956-57 Record: 13-11; Home: 8-1; Away: 2-6; Neutral: 3-4. Table with columns: Player, G, MP, FG-FGA, Pct, FT-FTA, Pct, Reb-Avg, PF-DQ, Ast, TO, BS, St, Pts-Avg.

1957-58 Record: 18-7; Home: 9-0; Away: 5-5; Neutral: 4-2. Table with columns: Player, G, MP, FG-FGA, Pct, FT-FTA, Pct, Reb-Avg, PF-DQ, Ast, TO, BS, St, Pts-Avg.

1958-59 Record: 13-12; Home: 7-3; Away: 3-7; Neutral: 3-2. Table with columns: Player, G, MP, FG-FGA, Pct, FT-FTA, Pct, Reb-Avg, PF-DQ, Ast, TO, BS, St, Pts-Avg.

1959-60 Record: 17-11; Home: 5-4; Away: 4-4; Neutral: 8-3. Table with columns: Player, G, MP, FG-FGA, Pct, FT-FTA, Pct, Reb-Avg, PF-DQ, Ast, TO, BS, St, Pts-Avg.

RECORDS

1979-80

Table with 15 columns: Player, G, MP, FG-FGA, Pct, FT-FTA, Pct, Reb-Avg, PF-DQ, Ast, TO, BS, St, Pts-Avg. Includes team totals for Duke and Opps.

1980-81

Table with 15 columns: Player, G, MP, FG-FGA, Pct, FT-FTA, Pct, Reb-Avg, PF-DQ, Ast, TO, BS, St, Pts-Avg. Includes team totals for Duke and Opps.

1981-82

Table with 15 columns: Player, G, MP, FG-FGA, Pct, FT-FTA, Pct, Reb-Avg, PF-DQ, Ast, TO, BS, St, Pts-Avg. Includes team totals for Duke and Opps.

1982-83

Table with 15 columns: Player, G, MP, FG-FGA, Pct, FT-FTA, Pct, Reb-Avg, PF-DQ, Ast, TO, BS, St, Pts-Avg. Includes team totals for Duke and Opps.

1983-84

Table with 15 columns: Player, G, MP, FG-FGA, Pct, FT-FTA, Pct, Reb-Avg, PF-DQ, Ast, TO, BS, St, Pts-Avg. Includes team totals for Duke and Opps.

1984-85

Table with 15 columns: Player, G, MP, FG-FGA, Pct, FT-FTA, Pct, Reb-Avg, PF-DQ, Ast, TO, BS, St, Pts-Avg. Includes team totals for Duke and Opps.

1985-86

Table with 15 columns: Player, G, MP, FG-FGA, Pct, FT-FTA, Pct, Reb-Avg, PF-DQ, Ast, TO, BS, St, Pts-Avg. Includes team totals for Duke and Opps.

1986-87

Table with 15 columns: Player, G, MP, FG-FGA, Pct, FT-FTA, Pct, Reb-Avg, PF-DQ, Ast, TO, BS, St, Pts-Avg. Includes team totals for Duke and Opps.

1987-88

Table with 15 columns: Player, G, MP, FG-FGA, Pct, FT-FTA, Pct, Reb-Avg, PF-DQ, Ast, TO, BS, St, Pts-Avg. Includes team totals for Duke and Opps.

1988-89

Table with 15 columns: Player, G, MP, FG-FGA, Pct, FT-FTA, Pct, Reb-Avg, PF-DQ, Ast, TO, BS, St, Pts-Avg. Includes team totals for Duke and Opps.

RECORDS

1988-89

Table with 15 columns: Player, G, MP, FG-FGA, Pct, FT-FTA, Pct, Reb-Avg, PF-DQ, Ast, TO, BS, St, Pts-Avg. Includes record: 28-8; Home: 14-1; Away: 7-4; Neutral: 7-3.

1989-90

Table with 15 columns: Player, G, MP, FG-FGA, Pct, FT-FTA, Pct, Reb-Avg, PF-DQ, Ast, TO, BS, St, Pts-Avg. Includes record: 29-9; Home: 13-1; Away: 7-5; Neutral: 9-3.

1990-91

Table with 15 columns: Player, G, MP, FG-FGA, Pct, FT-FTA, Pct, Reb-Avg, PF-DQ, Ast, TO, BS, St, Pts-Avg. Includes record: 32-7; Home: 16-0; Away: 8-5; Neutral: 8-2.

1991-92

Table with 15 columns: Player, G, MP, FG-FGA, Pct, FT-FTA, Pct, Reb-Avg, PF-DQ, Ast, TO, BS, St, Pts-Avg. Includes record: 34-2; Home: 13-0; Away: 11-2; Neutral: 10-0.

1992-93

Table with 15 columns: Player, G, MP, FG-FGA, Pct, FT-FTA, Pct, Reb-Avg, PF-DQ, Ast, TO, BS, St, Pts-Avg. Includes record: 24-8; Home: 14-2; Away: 5-4; Neutral: 5-2.

1993-94

Table with 15 columns: Player, G, MP, FG-FGA, Pct, FT-FTA, Pct, Reb-Avg, PF-DQ, Ast, TO, BS, St, Pts-Avg. Includes record: 28-6; Home: 14-2; Away: 8-2; Neutral: 6-2.

1994-95

Table with 15 columns: Player, G, MP, FG-FGA, Pct, FT-FTA, Pct, Reb-Avg, PF-DQ, Ast, TO, BS, St, Pts-Avg. Includes record: 13-18; Home: 8-6; Away: 1-9; Neutral: 4-3.

1995-96

Table with 15 columns: Player, G, MP, FG-FGA, Pct, FT-FTA, Pct, Reb-Avg, PF-DQ, Ast, TO, BS, St, Pts-Avg. Includes record: 18-13; Home: 11-4; Away: 4-7; Neutral: 3-2.

RECORDS

2003-04

Table with 14 columns: Player, G, MP, FG-FGA, Pct, FT-FTA, Pct, Reb-Avg, PF-DQ, Ast, TO, BS, St, Pts-Avg. Records: 31-6; Home: 14-1; Away: 8-2; Neutral: 9-3. Includes player stats for Redick, Deng, Ewing, Williams, Duhon, Randolph, Dockery, Thomp, Horvath, Melchi, Johnson, Borman, Davidson, Pagliuca, and Team. Includes Duke and Opps summaries with field goals and charges.

2004-05

Table with 14 columns: Player, G, MP, FG-FGA, Pct, FT-FTA, Pct, Reb-Avg, PF-DQ, Ast, TO, BS, St, Pts-Avg. Records: 27-6; Home: 14-1; Away: 5-4; Neutral: 8-1. Includes player stats for Redick, Williams, Ewing, Melchi, Nelson, Dockery, Randolph, McClure, Love, Johnson, Davidson, Perkins, Novick, Pagliuca, and Team. Includes Duke and Opps summaries with field goals and charges.

2005-06

Table with 14 columns: Player, G, MP, FG-FGA, Pct, FT-FTA, Pct, Reb-Avg, PF-DQ, Ast, TO, BS, St, Pts-Avg. Records: 32-4; Home: 14-1; Away: 9-2; Neutral: 9-1. Includes player stats for Redick, Williams, McRoberts, Nelson, Dockery, Paulus, Melchi, Pocius, Boykin, Boateng, Perkins, Johnson, J.Davidson, Pagliuca, and Team. Includes Duke and Opps summaries with field goals and charges.

2006-07

Table with 14 columns: Player, G, MP, FG-FGA, Pct, FT-FTA, Pct, Reb-Avg, PF-DQ, Ast, TO, BS, St, Pts-Avg. Records: 22-11; Home: 15-4; Away: 5-4; Neutral: 2-3. Includes player stats for Nelson, McRoberts, Scheyer, Paulus, Henderson, McClure, J.Davidson, Pagliuca, Sutton, Johnson, Torrey, and Team. Includes Duke and Opps summaries with field goals and charges.

2007-08

Table with 14 columns: Player, G, MP, FG-FGA, Pct, FT-FTA, Pct, Reb-Avg, PF-DQ, Ast, TO, BS, St, Pts-Avg. Records: 28-6; Home: 15-1; Away: 8-2; Neutral: 5-3. Includes player stats for Nelson, Singler, Henderson, Scheyer, Paulus, Pocius, Zoubek, McClure, Davidson, and Team. Includes Duke and Opps summaries with field goals and charges.

2008-09

Table with 14 columns: Player, G, MP, FG-FGA, Pct, FT-FTA, Pct, Reb-Avg, PF-DQ, Ast, TO, BS, St, Pts-Avg. Records: 30-7; Home: 16-1; Away: 6-5; Neutral: 8-1. Includes player stats for Henderson, Singler, Scheyer, Smith, Williams, Zoubek, McClure, Plumlee, Pocius, Czyz, Johnson, and Team. Includes Duke and Opps summaries with field goals and charges.

RECORDS

2008	Kyle Singler (Fr)	104
2009	Kyle Singler (So)	99
2010	Brian Zoubek (Sr)	138
2011	Kyle Singler (Sr)	98
2012	Tyler Thornton (So)	95
2013	Tyler Thornton (Jr)	99
2014	Tyler Thornton (Sr)	102

Charges Taken

1984	Dan Meagher (Jr)	22
1985	Dan Meagher (Sr)	25
1986	David Henderson (Sr)	22
1987	Billy King (Jr)	16
1988	Billy King (Sr)	25
1989	Danny Ferry (Sr)	22
1990	Bobby Hurley (Fr)	24
1991	Brian Davis (Jr)	16
1992	Brian Davis (Sr)	9
1993	Bobby Hurley (Sr)	15
1994	Cherokee Parks (Jr)	11
1995	Erik Meek (Sr)	13
1996	Greg Newton (Jr)	16
1997	Carmen Wallace (Sr)	10
	Steve Wojciechowski (Jr)	10
1998	Shane Battier (Fr)	29
1999	Shane Battier (So)	36
2000	Shane Battier (Jr)	20
2001	Shane Battier (Sr)	26
2002	Mike Dunleavy (Jr)	18
2003	Dahntay Jones (Sr)	16
2004	Shavlik Randolph (So)	15
2005	Shavlik Randolph (Jr)	22
2006	J.J. Redick (Sr)	12
2007	Greg Paulus (So)	10
2008	Kyle Singler (Fr)	19
2009	Gerald Henderson (Jr)	20
2010	Lance Thomas (Sr)	16
	Brian Zoubek (Sr)	16
2011	Ryan Kelly (So)	19
2012	Ryan Kelly (Jr)	14
2013	Josh Hairston (Jr)	20
2014	Tyler Thornton (Sr.)	10

Dunks

1981	Gene Banks (Sr)	18
1982	Allen Williams (Sr)	7
1983	Mark Alarie (Fr)	9
1984	Mark Alarie (So)	48
1985	Johnny Dawkins (Jr)	15
1986	Johnny Dawkins (Sr)	29
	Mark Alarie (Sr)	29
1987	Robert Brickey (Fr)	17
1988	Robert Brickey (So)	34
1989	Robert Brickey (Jr)	56
1990	Robert Brickey (Sr)	40
	Alaa Abdelnaby (Sr)	40
1991	Grant Hill (Fr)	33
1992	Grant Hill (So)	48
1993	Grant Hill (Jr)	32
1994	Cherokee Parks (Jr)	33
1995	Cherokee Parks (Sr)	30
1996	Greg Newton (Jr)	23
1997	Chris Carrawell (Fr)	24
1998	Chris Carrawell (So)	22
1999	Elton Brand (So)	50
2000	Carlos Boozer (Fr)	40
2001	Carlos Boozer (So)	35
2002	Carlos Boozer (Jr)	41
2003	Dahntay Jones (Sr)	35
2004	Shelden Williams (So)	36
2005	Shelden Williams (Jr)	30
2006	Shelden Williams (Sr)	58
2007	Josh McRoberts (So)	42
2008	Gerald Henderson (So)	45
2009	Gerald Henderson (Jr)	42
2010	Miles Plumlee (So)	32
2011	Mason Plumlee (So)	46
2012	Mason Plumlee (Jr)	60
2013	Mason Plumlee (Sr)	87
2014	Jabari Parker (Fr)	61

Forced 5-Second Calls

1998	Steve Wojciechowski (Sr)	13
1999	William Avery (So)	4
2000	Jason Williams (Fr)	6
2001	Chris Duhon (Fr)	4
2002	Chris Duhon (So)	10
2003	Chris Duhon (Jr)	4
2004	Chris Duhon (Sr)	3
2005	Daniel Ewing (Sr)	2
	Sean Dockery (Jr)	2
	DeMarcus Nelson (Fr)	2
2006	Sean Dockery (Sr)	3
	Greg Paulus (Fr)	3
2007	Greg Paulus (So)	2
	Lance Thomas (Fr)	2
	Jon Scheyer (Fr)	2
2008	Greg Paulus (Jr)	4
2009	Greg Paulus (Sr)	1
	Elliot Williams (Fr)	1
2010	Nolan Smith (Jr)	2
2011	Nolan Smith (Sr)	2
2012	Quinn Cook (Fr)	1
	Austin Rivers (Fr)	1
2013	Quinn Cook (So)	1
2014	Quinn Cook (Jr)	2

Coaching Records

Most Victories

Coach	Years	W-L
► Mike Krzyzewski	34	910-247
Eddie Cameron	14	226-99
Vic Bubas	10	213-67
Harold Bradley	9	165-78
Gerry Gerard	8	131-78
Bill Foster	6	113-64
Bucky Waters	4	63-45
J.S. Burbage	2	34-13
Chick Doak	2	30-9
W.W. "Cap" Card	7	30-17

Highest Winning Percentage

Coach	Years	W-L	Pct.
► Mike Krzyzewski	34	910-247	.787
Chick Doak	2	30-9	.769
Vic Bubas	10	213-67	.761
Jesse S. Burbage	2	34-13	.723
Walter J. Rothensies	1	10-4	.714

Most Seasons at Duke

Coach	Years
► Mike Krzyzewski	34
Eddie Cameron	14
Vic Bubas	10
Harold Bradley	9
Gerry Gerard	8

Most Games Coached at Duke

Coach	Years	Games
► Mike Krzyzewski	34	1157
Eddie Cameron	14	325
Vic Bubas	10	280
Harold Bradley	9	245
Gerry Gerard	8	209

NCAA Tournament Victories

Coach	No.
► Mike Krzyzewski	82-26
Vic Bubas	11-4
Bill Foster	6-3
Harold Bradley	0-1

Note: Mike Krzyzewski's NCAA Tournament victory total is the most in college basketball history

NCAA Tournament Appearances

Coach	No.
► Mike Krzyzewski	31
Vic Bubas	4
Bill Foster	3
Harold Bradley	1

ACC Tournament Victories

Coach	W-L
► Mike Krzyzewski	55-19
Vic Bubas	22-6
Bill Foster	8-4
Harold Bradley	6-6
Bucky Waters	1-4

Duke Head Coaches

No.	Name	Years	Overall			Conference		
			W	L	Pct.	W	L	Pct.
1.	W.W. "Cap" Card	1906-12	30	17	.638	-	-	-
2.	Joseph E. Brinn	1913	11	8	.579	-	-	-
3.	Noble L. Clay	1914-15	22	19	.537	-	-	-
4.	Bob Doak	1916	9	11	.450	-	-	-
5.	Chick Doak	1917-18	30	9	.769	-	-	-
6.	Henry P. Cole	1919	6	5	.545	-	-	-
7.	Walter J. Rothensies	1920	10	4	.714	-	-	-
8.	Floyd Egan	1921	9	6	.600	-	-	-
9.	James Baldwin	1922	6	12	.333	-	-	-
10.	Jesse S. Burbage	1923-24	34	13	.723	-	-	-
11.	George Buchheit	1925-28	25	36	.410	-	-	-
12.	Eddie Cameron	1929-42	226	99	.695	119	56	.680
13.	Gerry Gerard	1943-50	131	78	.627	66	30	.688
14.	Harold Bradley	1951-59	165	78	.679	94	37	.718
15.	Vic Bubas	1960-69	213	67	.761	106	32	.768
16.	Bucky Waters	1970-73	63	45	.583	27	25	.519
17.	Neill McGeachy	1974	10	16	.385	2	10	.167
18.	Bill Foster	1975-80	113	64	.638	31	43	.419
19.	► Mike Krzyzewski	1981-p	910	247	.787	362	149	.708
20.	Pete Gaudet*	1995	4	15	.211	2	13	.133

* - Mike Krzyzewski coached the first 12 games (9-3) in 1994-95 before leaving the team after back surgery and exhaustion. Pete Gaudet coached the final 19 games (4-15) as interim head coach. Coaching records reflect this situation.

National Coach of the Year

Coach	Year
Bill Foster	⁵ 1978
► Mike Krzyzewski	^{1,2,7} 1986
► Mike Krzyzewski	⁴ 1989
► Mike Krzyzewski	⁵ 1991
► Mike Krzyzewski	^{4,6} 1992
► Mike Krzyzewski	¹ 1997
► Mike Krzyzewski	^{4,5} 1999
► Mike Krzyzewski	² 2000
► Mike Krzyzewski	⁸ 2001
► Mike Krzyzewski	³ 2004
► Mike Krzyzewski	³ 2004

Coach of the Year honors selected by Basketball Times¹, CBS/Chevrolet², Claire Bee³, Naismith⁴, NABC⁵, The Sporting News⁶, UPI⁷, Victor Awards⁸

ACC Coach of the Year

Coach	Year
Harold Bradley	1959
Vic Bubas	1963
Vic Bubas	1964
Vic Bubas	1966
Bill Foster	1978
► Mike Krzyzewski	1984
► Mike Krzyzewski	1986
► Mike Krzyzewski	1997
► Mike Krzyzewski	1999
► Mike Krzyzewski	2000

► - Active

All-Time Assistant Coaches

Coach	Years
Tommy Amaker	1989-97
Tony Barone	1973-74
Bob Bender	1984-89
Jay Bilas	1990-92
Mike Brey	1988-95
Hubie Brown	1969-72
Bud Burger	1946-47
Tom Carmody	1966-68
► Jeff Capel	2012-p
Terry Chili	1979-80
Whitt Cobb	1958-59
Chris Collins	2001-13
Tom Connelly	1942
Chuck Daly	1964-69
Johnny Dawkins	1998-08
Mike Dement	1983
Tony Drago	1954-57
Bobby Dwyer	1981-83
Scott Easton	1988
Pete Gaudet	1984-95
Gerry Gerard	1942
Lou Goetz	1975-78
David Henderson	1998-2000
Horace Hendrickson	1950-51
► Nate James	2008-11., 2013-p
Rick Johnson	1981-82
Ray Jones	1977-78
Jim Lewis	1972-76
Neill McGeachy	1973
Tim O'Toole	1996-97
Tom Rogers	1981-87
Jack Schalow	1970-71
► Jon Scheyer	2014-p
Fred Shabel	1958-63
Quin Snyder	1996-99
Steve Steinwedel	1979-80
Chuck Swenson	1981-87
Bucky Waters	1960-65
Bob Wenzel	1975-80
Paul Williamson	1948-49
Steve Wojciechowski	2000-14

Years	Name	G	MIN	FG	FGA	PCT	3PT	3PA	PCT	FT	FTA	PCT	OR	TR	AVG	AST	TO	PF	ST	BL	PTS	AVG
83-86	Williams, Weldon	73	369	52	97	.536	0	0	.000	22	37	.595	0	81	1.1	11	28	54	7	4	126	1.7
62-63	Williamson, Scott	18	0	3	13	.231	0	0	.000	5	6	.833	0	15	0.8	0	0	3	0	0	11	0.6
40-41	Winkin, John	2	0	0	0	.000	0	0	.000	0	0	.000	0	0	0.0	0	0	0	0	0	0	0.0
95-98	Wojciechowski, Steve	128	3263	198	517	.383	141	387	.364	150	205	.732	74	291	2.3	505	202	287	203	0	687	5.4
38-38	Wood, Bob	2	0	0	0	.000	0	0	.000	1	0	.000	0	0	0.0	0	0	0	0	0	1	0.5
44-44	Wright, Bill	26	0	129	0	.000	0	0	.000	38	0	.000	0	0	0.0	0	0	0	0	0	296	11.4
70-72	Yarbrough, Stu	51	0	93	175	.531	0	0	.000	91	125	.728	0	116	2.3	21	0	71	0	0	277	5.4
48-51	York, Scotty	98	0	154	328	.470	0	0	.000	103	83	1.241	0	0	0.0	0	0	96	0	0	411	4.2
47-50	Youmans, Corren	99	0	390	0	.000	0	0	.000	193	0	.000	0	0	0.0	0	0	62	0	0	973	9.8
75-76	Young, Kenny	43	0	79	200	.395	0	0	.000	32	48	.667	0	24	0.6	45	0	70	0	0	190	4.4
59-61	Youngkin, Carroll	81	0	413	765	.540	0	0	.000	328	572	.573	0	829	10.2	0	0	232	0	0	1154	14.2
10-14	Zafirovski, Todd	20	41	2	7	.286	0	0	.000	1	4	.250	1	6	0.3	1	1	6	1	2	5	0.3
38-38	Zavlaris,	11	0	4	0	.000	0	0	.000	1	0	.000	0	0	0.0	0	0	0	0	0	9	0.8
65-66	Zimmer, Bill	9	0	4	16	.250	0	0	.000	8	12	.667	0	6	0.7	0	0	0	0	0	16	1.8
07-10	Zoubek, Brian	133	1670	225	379	.594	0	0	.000	112	184	.609	276	599	4.5	73	130	289	55	86	562	4.2

1,000-Point Scorers

1. J.J. Redick (6-4 • Guard • Roanoke, Va.) 2,769

Table with columns: Year, GP, MP, FG, FGA, Pct., 3FG, 3FGA, Pct., FT, FTA, Pct., Reb, Avg, Pts, PPG. Rows for years 02-03 to 05-06 and a Totals row.




2. Johnny Dawkins (6-2 • Guard • Washington D.C.) 2,556

Table with columns: Year, GP, MP, FG, FGA, Pct., 3FG, 3FGA, Pct., FT, FTA, Pct., Reb, Avg, Pts, PPG. Rows for years 82-83 to 85-86 and a Totals row.



3. Christian Laettner (6-11 • Center • Angola, N.Y.) 2,460

Table with columns: Year, GP, MP, FG, FGA, Pct., 3FG, 3FGA, Pct., FT, FTA, Pct., Reb, Avg, Pts, PPG. Rows for years 88-89 to 91-92 and a Totals row.



4. Kyle Singler (6-8 • Forward • Medford, Ore.) 2,392

Table with columns: Year, GP, MP, FG, FGA, Pct., 3FG, 3FGA, Pct., FT, FTA, Pct., Reb, Avg, Pts, PPG. Rows for years 07-08 to 10-11 and a Totals row.




5. Mike Gminski (6-11 • Center • Monroe, Conn.) 2,323

Table with columns: Year, GP, MP, FG, FGA, Pct., 3FG, 3FGA, Pct., FT, FTA, Pct., Reb, Avg, Pts, PPG. Rows for years 76-77 to 79-80 and a Totals row.



6. Danny Ferry (6-10 • Forward • Bowie, Md.) 2,155

Table with columns: Year, GP, MP, FG, FGA, Pct., 3FG, 3FGA, Pct., FT, FTA, Pct., Reb, Avg, Pts, PPG. Rows for years 85-86 to 88-89 and a Totals row.




7. Mark Alarie (6-8 • Forward • Scottsdale, Ariz.) 2,136

Table with columns: Year, GP, MP, FG, FGA, Pct., 3FG, 3FGA, Pct., FT, FTA, Pct., Reb, Avg, Pts, PPG. Rows for years 82-83 to 85-86 and a Totals row.



18. Gene Banks (6-7 • Forward • Philadelphia, Pa.) 2,079

Table with columns: Year, GP, MP, FG, FGA, Pct., 3FG, 3FGA, Pct., FT, FTA, Pct., Reb, Avg, Pts, PPG. Rows for years 77-78 to 80-81 and a Totals row.



18. Jason Williams (6-2 • Guard • Plainfield, N.J.) 2,079

Table with columns: Year, GP, MP, FG, FGA, Pct., 3FG, 3FGA, Pct., FT, FTA, Pct., Reb, Avg, Pts, PPG. Rows for years 99-00 to 01-02 and a Totals row.



10. Jon Scheyer (6-5 • Guard • Northbrook, Ill.) 2,077

Table with columns: Year, GP, MP, FG, FGA, Pct., 3FG, 3FGA, Pct., FT, FTA, Pct., Reb, Avg, Pts, PPG. Rows for years 06-07 to 09-10 and a Totals row.



11. Jim Spanarkel (6-5 • Guard • Jersey City, N.J.) 2,012

Table with columns: Year, GP, MP, FG, FGA, Pct., 3FG, 3FGA, Pct., FT, FTA, Pct., Reb, Avg, Pts, PPG. Rows for years 75-76 to 79-80 and a Totals row.




112. Art Heyman (6-5 • Forward • Rockville Center, N.Y.) 1,984

Table with columns: Year, GP, MP, FG, FGA, Pct., 3FG, 3FGA, Pct., FT, FTA, Pct., Reb, Avg, Pts, PPG. Rows for years 60-61 to 62-63 and a Totals row.




112. Shane Battier (6-8 • Forward • Birmingham, Mich.) 1,984

Table with columns: Year, GP, MP, FG, FGA, Pct., 3FG, 3FGA, Pct., FT, FTA, Pct., Reb, Avg, Pts, PPG. Rows for years 97-98 to 00-01 and a Totals row.



14. Trajan Langdon (6-3 • Guard • Anchorage, Alaska) 1,974

Table with columns: Year, GP, MP, FG, FGA, Pct., 3FG, 3FGA, Pct., FT, FTA, Pct., Reb, Avg, Pts, PPG. Rows for years 94-95 to 98-99 and a Totals row.




15. Shelden Williams (6-9 • Forward • Forest Park, Okla.) 1,928

Table with columns: Year, GP, MP, FG, FGA, Pct., 3FG, 3FGA, Pct., FT, FTA, Pct., Reb, Avg, Pts, PPG. Rows for years 02-03 to 05-06 and a Totals row.



16. Grant Hill (6-2 • Guard/Forward • Reston, Va.) 1,924

Table with columns: Year, GP, MP, FG, FGA, Pct., 3FG, 3FGA, Pct., FT, FTA, Pct., Reb, Avg, Pts, PPG. Rows for years 90-91 to 94-95 and a Totals row.




17. Nolan Smith (6-2 • Guard • Upper Marlboro, Md.) 1,911

Table with columns: Year, GP, MP, FG, FGA, Pct., 3FG, 3FGA, Pct., FT, FTA, Pct., Reb, Avg, Pts, PPG. Rows for years 07-08 to 10-11 and a Totals row.



18. Dick Groat (6-0 • Guard • Swissvale, Pa.) 1,886

Table with columns: Year, GP, MP, FG, FGA, Pct., 3FG, 3FGA, Pct., FT, FTA, Pct., Reb, Avg, Pts, PPG. Rows for years 49-50 to 51-52 and a Totals row.




19. Jeff Mullins (6-4 • Forward • Lexington, Ky.) 1,884

Table with columns: Year, GP, MP, FG, FGA, Pct., 3FG, 3FGA, Pct., FT, FTA, Pct., Reb, Avg, Pts, PPG. Rows for years 61-62 to 63-64 and a Totals row.



20. Bob Verga (6-0 • Guard • Sea Girt, N.J.) 1,758

Table with columns: Year, GP, MP, FG, FGA, Pct., 3FG, 3FGA, Pct., FT, FTA, Pct., Reb, Avg, Pts, PPG. Rows for years 64-65 to 66-67 and a Totals row.




21. Bobby Hurley (6-0 • Guard • Jersey City, N.J.) 1,731


Table with columns: Year, GP, MP, FG, FGA, Pct., 3FG, 3FGA, Pct., FT, FTA, Pct., Reb, Avg, Pts, PPG. Rows for years 89-90 to 92-93 and a Totals row.



22. Randy Denton (6-10 • Center • Raleigh, N.C.) 1,658

Table with columns: Year, GP, MP, FG, FGA, Pct., 3FG, 3FGA, Pct., FT, FTA, Pct., Reb, Avg, Pts, PPG. Rows for years 68-69 to 70-71 and a Totals row.






23. Ronnie Mayer (6-4 • Forward • Avalon, Pa.) 1,647

Statistical table for Ronnie Mayer including columns for Year, GP, MP, FG, FGA, Pct, 3FG, 3FGA, Pct, FT, FTA, Pct, Reb, Avg, Pts, PPG.

24. Cherokee Parks (6-11 • Center • Huntington Beach, Calif.) 1,643

Statistical table for Cherokee Parks including columns for Year, GP, MP, FG, FGA, Pct, 3FG, 3FGA, Pct, FT, FTA, Pct, Reb, Avg, Pts, PPG.



25. Jeff Capel (6-4 • Guard • Fayetteville, N.C.) 1,601

Statistical table for Jeff Capel including columns for Year, GP, MP, FG, FGA, Pct, 3FG, 3FGA, Pct, FT, FTA, Pct, Reb, Avg, Pts, PPG.

26. Daniel Ewing (6-4 • Guard • Missouri City, Texas) 1,595

Statistical table for Daniel Ewing including columns for Year, GP, MP, FG, FGA, Pct, 3FG, 3FGA, Pct, FT, FTA, Pct, Reb, Avg, Pts, PPG.




27. Thomas Hill (6-5 • Guard • Lancaster, Texas) 1,594

Statistical table for Thomas Hill including columns for Year, GP, MP, FG, FGA, Pct, 3FG, 3FGA, Pct, FT, FTA, Pct, Reb, Avg, Pts, PPG.

28. David Henderson (6-5 • Guard • Drewry, N.C.) 1,570

Statistical table for David Henderson including columns for Year, GP, MP, FG, FGA, Pct, 3FG, 3FGA, Pct, FT, FTA, Pct, Reb, Avg, Pts, PPG.




29. Carlos Boozier (6-9 • Center • Juneau, Alaska) 1,506

Statistical table for Carlos Boozier including columns for Year, GP, MP, FG, FGA, Pct, 3FG, 3FGA, Pct, FT, FTA, Pct, Reb, Avg, Pts, PPG.

30. Vince Taylor (6-5 • Guard • Lexington, Ky.) 1,455

Statistical table for Vince Taylor including columns for Year, GP, MP, FG, FGA, Pct, 3FG, 3FGA, Pct, FT, FTA, Pct, Reb, Avg, Pts, PPG.



31. Chris Carrwell (6-6 • Forward • St. Louis, Mo.) 1,455

Statistical table for Chris Carrwell including columns for Year, GP, MP, FG, FGA, Pct, 3FG, 3FGA, Pct, FT, FTA, Pct, Reb, Avg, Pts, PPG.


32. Mike Lewis (6-7 • Center • Missoula, Mont.) 1,417

Statistical table for Mike Lewis including columns for Year, GP, MP, FG, FGA, Pct, 3FG, 3FGA, Pct, FT, FTA, Pct, Reb, Avg, Pts, PPG.



33. Phil Henderson (6-5 • Guard • University Park, Ill.) 1,397

Statistical table for Phil Henderson including columns for Year, GP, MP, FG, FGA, Pct, 3FG, 3FGA, Pct, FT, FTA, Pct, Reb, Avg, Pts, PPG.



34. Seth Curry (6-2 • Guard • Charlotte, N.C.) 1,394

Statistical table for Seth Curry including columns for Year, GP, MP, FG, FGA, Pct, 3FG, 3FGA, Pct, FT, FTA, Pct, Reb, Avg, Pts, PPG.

35. Mason Plumlee (6-10 • Forward • Warsaw, Ind.) 1,384

Statistical table for Mason Plumlee including columns for Year, GP, MP, FG, FGA, Pct, 3FG, 3FGA, Pct, FT, FTA, Pct, Reb, Avg, Pts, PPG.



36. Mike Dunleavy (6-9 • Forward • Lake Oswego, Ore.) 1,371

Statistical table for Mike Dunleavy including columns for Year, GP, MP, FG, FGA, Pct, 3FG, 3FGA, Pct, FT, FTA, Pct, Reb, Avg, Pts, PPG.

37. Joe Belmont (5-11 • Guard • Philadelphia, Pa.) 1,338

Statistical table for Joe Belmont including columns for Year, GP, MP, FG, FGA, Pct, 3FG, 3FGA, Pct, FT, FTA, Pct, Reb, Avg, Pts, PPG.




38. DeMarcus Nelson (6-4 • Guard • Elk Grove, Calif.) 1,336

Statistical table for DeMarcus Nelson including columns for Year, GP, MP, FG, FGA, Pct, 3FG, 3FGA, Pct, FT, FTA, Pct, Reb, Avg, Pts, PPG.

39. Tate Armstrong (6-2 • Guard • Houston, Texas) 1,304

Statistical table for Tate Armstrong including columns for Year, GP, MP, FG, FGA, Pct, 3FG, 3FGA, Pct, FT, FTA, Pct, Reb, Avg, Pts, PPG.



40. Robert Brickey (6-5 • Forward • Fayetteville, N.C.) 1,299

Statistical table for Robert Brickey including columns for Year, GP, MP, FG, FGA, Pct, 3FG, 3FGA, Pct, FT, FTA, Pct, Reb, Avg, Pts, PPG.

41. Jack Marin (6-6 • Forward • Farrell, Pa.) 1,275

Statistical table for Jack Marin including columns for Year, GP, MP, FG, FGA, Pct, 3FG, 3FGA, Pct, FT, FTA, Pct, Reb, Avg, Pts, PPG.




42. Chris Duhon (6-1 • Guard • Slidell, La.) 1,268

Statistical table for Chris Duhon including columns for Year, GP, MP, FG, FGA, Pct, 3FG, 3FGA, Pct, FT, FTA, Pct, Reb, Avg, Pts, PPG.

43. Gerald Henderson (6-4 • Guard/Forward • Merion, Pa.) 1,262

Statistical table for Gerald Henderson including columns for Year, GP, MP, FG, FGA, Pct, 3FG, 3FGA, Pct, FT, FTA, Pct, Reb, Avg, Pts, PPG.




44. Bernie Janicki (6-3 • Guard • Ambridge, Pa.) 1,247

Statistical table for Bernie Janicki including columns for Year, GP, MP, FG, FGA, Pct, 3FG, 3FGA, Pct, FT, FTA, Pct, Reb, Avg, Pts, PPG.



RECORDS



45. Greg Paulus (6-1 • Guard • Syracuse, N.Y.) 1,193

Year	GP	MP	FG	FGA	Pct.	3FG	3FGA	Pct.	FT	FTA	Pct.	Reb	Avg	Pts	PPG
05-06	36	1163	72	193	.373	22	70	.314	76	97	.784	101	2.8	242	6.7
06-07	33	1068	130	285	.456	68	151	.450	61	81	.753	73	2.2	389	11.8
07-08	34	943	118	279	.423	83	196	.423	67	81	.827	73	2.1	386	11.4
08-09	36	578	56	150	.373	37	110	.336	27	39	.692	46	1.3	176	4.9
Totals	139	3752	376	907	.415	210	527	.398	231	298	.775	293	2.1	1193	8.6




55. Chris Collins (6-3 • Guard • Northbrook, Ill.) 1,091

Year	GP	MP	FG	FGA	Pct.	3FG	3FGA	Pct.	FT	FTA	Pct.	Reb	Avg	Pts	PPG
92-93	29	367	56	139	.403	37	85	.435	20	32	.625	33	1.1	169	5.8
93-94	34	1055	110	275	.400	76	202	.376	45	63	.714	68	2.0	341	10.0
94-95	28	450	36	121	.298	17	73	.233	20	26	.769	31	1.1	109	3.9
95-96	29	1002	155	332	.467	79	179	.441	83	115	.722	111	3.8	472	16.3
Totals	120	2874	357	867	.412	209	539	.388	168	236	.712	243	2.0	1091	9.1


46. Tommy Amaker (6-0 • Guard • Falls Church, Va.) 1,168

Year	GP	MP	FG	FGA	Pct.	3FG	3FGA	Pct.	FT	FTA	Pct.	Reb	Avg	Pts	PPG
83-84	34	1235	103	203	.507	—	—	—	48	57	.842	82	2.4	254	7.5
84-85	31	1047	96	214	.449	—	—	—	61	79	.772	69	2.2	253	8.2
85-86	40	1209	101	225	.449	—	—	—	53	70	.757	80	2.0	255	6.4
86-87	33	1175	156	348	.448	44	103	.427	50	62	.806	77	2.3	406	12.3
Totals	138	4666	456	990	.461	44	103	.427	212	268	.791	308	2.2	1168	8.5




56. Jay Bilas (6-8 • Forward • Rolling Hills, Calif.) 1,062

Year	GP	MP	FG	FGA	Pct.	3FG	3FGA	Pct.	FT	FTA	Pct.	Reb	Avg	Pts	PPG
82-83	28	645	88	159	.553	0	0	—	69	103	.670	159	5.7	245	8.8
83-84	34	763	95	191	.497	—	—	—	84	130	.646	181	5.3	274	8.1
84-85	31	764	106	177	.599	—	—	—	100	144	.694	186	6.0	312	10.1
85-86	34	692	76	128	.594	—	—	—	79	134	.590	166	4.9	231	6.8
Totals	127	2864	365	655	.557	—	—	—	332	511	.650	692	5.4	1062	8.4



47. Carroll Youngkin (6-6 • Forward • Winston-Salem, N.C.) 1,154

Year	GP	MP	FG	FGA	Pct.	3FG	3FGA	Pct.	FT	FTA	Pct.	Reb	Avg	Pts	PPG
58-59	25	—	136	266	.512	—	—	—	127	212	.600	277	11.1	399	15.9
59-60	28	—	131	246	.533	—	—	—	113	208	.543	278	9.9	375	13.4
60-61	28	—	146	253	.577	—	—	—	88	152	.578	274	9.8	380	13.6
Totals	81	—	413	765	.540	—	—	—	328	572	.573	829	10.2	1154	14.2



57. Kenny Dennard (6-8 • Forward • King, N.C.) 1,057

Year	GP	MP	FG	FGA	Pct.	3FG	3FGA	Pct.	FT	FTA	Pct.	Reb	Avg	Pts	PPG
77-78	34	988	140	254	.551	—	—	—	51	76	.671	215	6.3	331	9.7
78-79	29	811	81	168	.482	—	—	—	25	46	.543	124	4.2	187	6.4
79-80	24	722	93	169	.550	—	—	—	35	60	.583	126	5.3	221	9.2
80-81	30	993	138	290	.476	—	—	—	42	78	.538	206	6.9	318	10.6
Totals	117	3514	452	881	.513	—	—	—	153	260	.588	671	5.7	1057	9.0


48. Chris Redding (6-10 • Center • Bethesda, Md.) 1,138

Year	GP	MP	FG	FGA	Pct.	3FG	3FGA	Pct.	FT	FTA	Pct.	Reb	Avg	Pts	PPG
71-72	26	—	124	265	.468	—	—	—	137	172	.779	165	6.3	385	14.7
72-73	26	—	158	296	.534	—	—	—	124	147	.844	167	6.4	440	16.9
73-74	26	—	117	252	.464	—	—	—	82	105	.781	141	5.4	316	12.2
Totals	78	—	399	813	.491	—	—	—	343	424	.802	473	6.1	1141	14.6



49. Bob Fleischer (6-8 • Forward • Youngstown, Ohio) 1,139

Year	GP	MP	FG	FGA	Pct.	3FG	3FGA	Pct.	FT	FTA	Pct.	Reb	Avg	Pts	PPG
72-73	26	—	100	190	.526	—	—	—	85	108	.787	221	8.5	285	11.0
73-74	26	—	163	312	.522	—	—	—	81	107	.757	323	12.4	407	15.7
74-75	26	—	178	287	.620	—	—	—	91	118	.771	273	10.5	447	17.2
Totals	78	—	441	789	.559	—	—	—	257	333	.772	817	10.5	1139	14.6




58. Rudy D'Emilio (5-11 • Guard • Philadelphia, Pa.) 1,028

Year	GP	MP	FG	FGA	Pct.	3FG	3FGA	Pct.	FT	FTA	Pct.	Reb	Avg	Pts	PPG
51-52	30	—	135	382	.353	—	—	—	65	102	.637	121	4.0	335	11.2
52-53	23	—	120	363	.331	—	—	—	96	138	.696	105	4.6	336	14.6
53-54	27	—	138	380	.363	—	—	—	81	123	.659	104	3.9	357	13.2
Total	80	—	393	1125	.349	—	—	—	242	363	.667	330	4.1	1028	12.9




59. Ricky Price (6-6 • Forward • Carson, Calif.) 1,026

Year	GP	MP	FG	FGA	Pct.	3FG	3FGA	Pct.	FT	FTA	Pct.	Reb	Avg	Pts	PPG
94-95	27	647	90	190	.474	13	41	.317	27	40	.675	90	3.3	220	8.1
95-96	31	989	164	374	.439	44	112	.393	69	97	.711	107	3.5	441	14.2
96-97	33	706	106	269	.394	32	108	.296	65	98	.663	90	2.7	309	9.4
97-98	21	167	22	62	.355	1	12	.083	11	17	.647	23	1.1	56	2.7
Totals	112	2509	382	895	.427	90	273	.330	172	252	.683	310	2.8	1026	9.2




50. Alaa Abdelnaby (6-10 • Center • Bloomfield, N.J.) 1,137

Year	GP	MP	FG	FGA	Pct.	3FG	3FGA	Pct.	FT	FTA	Pct.	Reb	Avg	Pts	PPG
86-87	29	191	47	81	.580	0	0	—	12	23	.522	50	1.7	106	3.7
87-88	34	320	61	123	.496	0	—	—	44	63	.698	67	2.0	166	4.9
88-89	33	531	123	194	.634	0	—	—	47	67	.701	125	3.8	293	8.9
89-90	38	947	217	350	.620	0	—	—	138	178	.775	252	6.6	572	15.1
Totals	134	2017	448	748	.599	0	—	—	241	331	.728	494	3.7	1137	8.5



60. Chip Engelland (6-4 • Guard • Pacific Palisades, Calif.) 1,025

Year	GP	MP	FG	FGA	Pct.	3FG	3FGA	Pct.	FT	FTA	Pct.	Reb	Avg	Pts	PPG
79-80	32	363	56	121	.463	—	—	—	15	23	.652	12	0.4	127	4.0
80-81	30	585	83	149	.557	—	—	—	29	34	.853	29	1.0	195	6.5
81-82	27	1008	167	315	.530	—	—	—	77	88	.875	75	2.8	411	15.2
82-83	24	516	105	208	.505	41	74	.554	41	46	.891	32	1.3	292	12.2
Totals	113	2472	411	793	.518	41	74	.554	162	191	.848	148	1.3	1025	9.1



RESULTS

Year-by-Year Record	170-171
All-Time Results	172-183
Series Records	184-192
Duke vs. ACC	192
Duke vs. Conferences	193
Duke Dominance	194

Year-by-Year Record

Year	Overall W-L	Conference W-L	Conference Tournament Finish	AP Poll	Coaches Poll	Postseason Results	Head Coach	Captains
1905-06	2-3	---	---	---	---	---	W.W. Cap Card	Thad G. Stem
1906-07	4-2	---	---	---	---	---	W.W. Cap Card	Thad G. Stem
1907-08	2-3	---	---	---	---	---	W.W. Cap Card	Bill Lilly
1908-09	8-1	---	---	---	---	---	W.W. Cap Card	Emsley Armfield
1909-10	4-4	---	---	---	---	---	W.W. Cap Card	Paul Kiker
1910-11	4-3	---	---	---	---	---	W.W. Cap Card	Henry G. "Bull" Hedrick
1911-12	6-1	---	---	---	---	---	W.W. Cap Card	Claude Brinn
1912-13	11-8	---	---	---	---	---	Joseph E. Brinn	Claude Brinn
1913-14	12-9	---	---	---	---	---	Noble L. Clay	Beal Siler
1914-15	10-10	---	---	---	---	---	Noble L. Clay	William A. "Shag" Thorne
1915-16	9-11	---	---	---	---	---	Bob Doak	Linville K. "Hip" Martin
1916-17	20-4	---	---	---	---	---	Chick Doak	Linville K. "Hip" Martin
1917-18	10-5	---	---	---	---	---	Chick Doak	Earl Long
1918-19	6-5	---	---	---	---	---	Henry P. Cole	Henry P. Cole (player-coach)
1919-20	10-4	---	---	---	---	---	Walter J. Rothensies	Loyd B. Hathaway
1920-21	9-6	---	---	---	---	---	Floyd Egan	Loyd B. Hathaway
1921-22	6-12	---	---	---	---	---	James Baldwin	Oscar L. Richardson
1922-23	15-7	---	---	---	---	---	Jesse S. Burbage	James Simpson
1923-24	19-6	---	---	---	---	---	Jesse S. Burbage	Everett Spikes
1924-25	4-9	---	---	---	---	---	George Buchheit	Ed Bullock
1925-26	8-12	---	---	---	---	---	George Buchheit	Pete Moss
1926-27	4-10	---	---	---	---	---	George Buchheit	Marshall Butler
1927-28	9-5	---	---	---	---	---	George Buchheit	Doug Kelley
1928-29	12-8	5-4	Finalist	---	---	---	Eddie Cameron	Coke Candler
1929-30	18-2	9-1	Finalist	---	---	---	Eddie Cameron	Bo Farley, Harry Councilor
1930-31	14-7	5-4	Round of Eight	---	---	---	Eddie Cameron	Joe Croson, George Rogers
1931-32	14-11	6-5	Semifinalist	---	---	---	Eddie Cameron	John Shaw
1932-33	17-5	7-3	Finalist	---	---	---	Eddie Cameron	Appointed each game
1933-34	18-6	9-4	Finalist	---	---	---	Eddie Cameron	James Thompson, Herb Thompson, Phil Weaver
1934-35	18-8	10-4	Semifinalist	---	---	---	Eddie Cameron	Sam Bell
1935-36	20-6	4-5	Quarterfinalist	---	---	---	Eddie Cameron	Charles Kunkle
1936-37	15-8	11-6	Quarterfinalist	---	---	---	Eddie Cameron	Ken Podger
1937-38	15-9	9-5	Champion	---	---	---	Eddie Cameron	Fred Edwards, John Hoffman
1938-39	10-12	8-8	Quarterfinalist	---	---	---	Eddie Cameron	Ed Swindell, Bob O'Mara
1939-40	19-7	13-2	Finalist	---	---	---	Eddie Cameron	Bill Parsons
1940-41	14-8	8-4	Champion	---	---	---	Eddie Cameron	Tom Connelly, Glen Price
1941-42	22-2	15-1	Champion	---	---	---	Eddie Cameron	Ray Spuhler
1942-43	20-6	12-1	Finalist	---	---	---	Gerry Gerard	
1943-44	13-13	4-2	Champion	---	---	---	Gerry Gerard	
1944-45	13-9	6-1	Finalist	---	---	---	Gerry Gerard	
1945-46	21-6	12-2	Champion	---	---	---	Gerry Gerard	Ed Koffenberger
1946-47	19-8	10-4	Quarterfinalist	---	---	---	Gerry Gerard	Ed Koffenberger, John Seward
1947-48	17-12	8-6	Finalist	---	---	---	Gerry Gerard	Doug Ausbon
1948-49	13-9	5-7	---	---	---	---	Gerry Gerard	Ben Collins, Dick Gordon
1949-50	15-15	9-7	Finalist	---	---	---	Gerry Gerard	Corren Youmans, Tommy Hughes
1950-51	20-13	13-6	Finalist	---	---	---	Harold Bradley	Scott York
1951-52	24-6	13-3	Finalist	12th	---	---	Harold Bradley	Dick Groat
1952-53	17-8	12-4	Quarterfinalist	---	---	---	Harold Bradley	Bernie Janicki, Rudy D'Emilio, Rudy Lacy
1953-54	21-6	9-1 (1st)	Semifinalist	15th	20th	---	Harold Bradley	Bernie Janicki, Rudy D'Emilio
1954-55	20-8	11-3 (2nd)	Finalist	---	---	NCAA First Rd.	Harold Bradley	Joe Belmont, Ronnie Mayer
1955-56	19-7	10-4 (T3rd)	Semifinalist	17th	18th	---	Harold Bradley	Joe Belmont
1956-57	13-11	8-6 (3rd)	Quarterfinalist	---	---	---	Harold Bradley	
1957-58	18-7	11-3 (1st)	Semifinalist	10th	13th	---	Harold Bradley	Bobby Joe Harris, Jim Newcome
1958-59	13-12	7-7 (T3rd)	Semifinalist	---	---	---	Harold Bradley	Jerry Robertson, Marty Joyce
1959-60	17-11	7-7 (4th)	Champion	18th	15th	NCAA Elite Eight	Vic Bubas	Howard Hurt
1960-61	22-6	10-4 (3rd)	Finalist	10th	9th	---	Vic Bubas	Howard Hurt
1961-62	20-5	11-3 (2nd)	Semifinalist	10th	13th	---	Vic Bubas	Buzz Mewhort, Art Heyman
1962-63	27-3	14-0 (1st)	Champion	2nd	2nd	NCAA Third Place	Vic Bubas	Art Heyman
1963-64	26-5	13-1 (1st)	Champion	3rd	4th	NCAA Finalist	Vic Bubas	Jeff Mullins
1964-65	20-5	11-3 (1st)	Finalist	10th	9th	---	Vic Bubas	Denny Ferguson
1965-66	26-4	12-2 (1st)	Champion	2nd	2nd	NCAA Third Place	Vic Bubas	Steve Vacendak
1966-67	18-9	9-3 (2nd)	Finalist	---	19th	NIT	Vic Bubas	Bob Verga
1967-68	22-6	11-3 (2nd)	Semifinalist	10th	11th	NIT	Vic Bubas	Mike Lewis
1968-69	15-13	8-6 (T3rd)	Finalist	---	---	---	Vic Bubas	Dave Golden, Steve Vandenberg

Year	Overall W-L	ACC W-L	ACC Tournament Finish	AP Poll	Coaches Poll	Postseason Results	Head Coach	Captains
1969-70	17-9	8-6 (4th)	Quarterfinalist	---	---	NIT	Bucky Waters	Larry Saunders
1970-71	20-10	9-5 (3rd)	Quarterfinalist	---	---	NIT Fourth Place	Bucky Waters	Larry Saunders
1971-72	14-12	6-6 (T4th)	Semifinalist	---	---	---	Bucky Waters	Pat Doughty, Gary Melchionni, Alan Shaw
1972-73	12-14	4-8 (T4th)	Quarterfinalist	---	---	---	Bucky Waters	Gary Melchionni, Alan Shaw
1973-74	10-16	2-10 (7th)	Quarterfinalist	---	---	---	Neill McGeachy	Kevin Billerman
1974-75	13-13	2-10 (T6th)	Quarterfinalist	---	---	---	Bill Foster	Kevin Billerman, Bob Fleischer
1975-76	13-14	3-9 (7th)	Quarterfinalist	---	---	---	Bill Foster	Terry Chili, Willie Hodge
1976-77	14-13	2-10 (T6th)	Quarterfinalist	---	---	---	Bill Foster	Tate Armstrong, Mark Crow
1977-78	27-7	8-4 (2nd)	Champion	7th	9th	NCAA Finalist	Bill Foster	Jim Spanarkel
1978-79	22-8	9-3 (T1st)	Finalist	11th	7th	NCAA Second Rd.	Bill Foster	Jim Spanarkel
1979-80	24-9	7-7 (T5th)	Champion	14th	16th	NCAA Elite Eight	Bill Foster	Bob Bender, Mike Gminski
1980-81	17-13	6-8 (T5th)	Quarterfinalist	---	---	NIT	Mike Krzyzewski	Gene Banks, Kenny Dennard
1981-82	10-17	4-10 (T6th)	Quarterfinalist	---	---	---	Mike Krzyzewski	Vince Taylor
1982-83	11-17	3-11 (7th)	Quarterfinalist	---	---	---	Mike Krzyzewski	Tom Emma, Chip Engelland
1983-84	24-10	7-7 (T3rd)	Finalist	14th	14th	NCAA Second Rd.	Mike Krzyzewski	Richard Ford, Doug McNeely
1984-85	23-8	8-6 (T4th)	Semifinalist	10th	12th	NCAA Second Rd.	Mike Krzyzewski	Jay Bryan, Dan Meagher
1985-86	37-3	12-2 (1st)	Champion	1st	1st	NCAA Finalist	Mike Krzyzewski	Johnny Dawkins, David Henderson
1986-87	24-9	9-5 (3rd)	Quarterfinalist	17th	---	NCAA Sweet 16	Mike Krzyzewski	Tommy Amaker
1987-88	28-7	9-5 (3rd)	Champion	5th	5th	NCAA Semifinalist	Mike Krzyzewski	Billy King, Kevin Strickland
1988-89	28-8	9-5 (T2nd)	Finalist	9th	7th	NCAA Semifinalist	Mike Krzyzewski	Danny Ferry, Quin Snyder
1989-90	29-9	9-5 (2nd)	Quarterfinalist	15th	14th	NCAA Finalist	Mike Krzyzewski	Robert Brickey
1990-91	32-7	11-3 (1st)	Finalist	6th	6th	NCAA Champion	Mike Krzyzewski	Clay Buckley, Greg Koubek
1991-92	34-2	14-2 (1st)	Champion	1st	1st	NCAA Champion	Mike Krzyzewski	Brian Davis, Christian Laettner
1992-93	24-8	10-6 (T3rd)	Quarterfinalist	10th	10th	NCAA Second Rd.	Mike Krzyzewski	Thomas Hill, Bobby Hurley
1993-94	28-6	12-4 (1st)	Semifinalist	6th	6th	NCAA Finalist	Mike Krzyzewski	Marty Clark, Grant Hill, Antonio Lang
1994-95	13-18	2-14 (9th)	Quarterfinalist	---	---	---	Mike Krzyzewski, Pete Gaudet*	Kenny Blakeney, Erik Meek, Cherokee Parks
1995-96	18-13	8-8 (T4th)	Quarterfinalist	---	---	NCAA First Rd.	Mike Krzyzewski	Jeff Capel, Chris Collins
1996-97	24-9	12-4 (1st)	Quarterfinalist	8th	8th	NCAA Second Rd.	Mike Krzyzewski	Jeff Capel, Greg Newton, Carmen Wallace
1997-98	32-4	15-1 (1st)	Finalist	3rd	5th	NCAA Elite Eight	Mike Krzyzewski	Trajan Langdon, Roshown McLeod, Steve Wojciechowski
1998-99	37-2	16-0 (1st)	Champion	1st	2nd	NCAA Finalist	Mike Krzyzewski	Trajan Langdon
1999-00	29-5	15-1 (1st)	Champion	1st	4th	NCAA Sweet 16	Mike Krzyzewski	Shane Battier, Chris Carrawell, Nate James
2000-01	35-4	13-3 (T1st)	Champion	1st	1st	NCAA Champion	Mike Krzyzewski	Shane Battier, Nate James, J.D. Simpson
2001-02	31-4	13-3 (2nd)	Champion	1st	1st	NCAA Sweet 16	Mike Krzyzewski	Carlos Boozer, Mike Dunleavy, Jason Williams
2002-03	26-7	11-5 (T2nd)	Champion	7th	9th	NCAA Sweet 16	Mike Krzyzewski	Chris Duhon, Nick Horvath, Dahntay Jones
2003-04	31-6	13-3 (1st)	Finalist	6th	2nd	NCAA Semifinalist	Mike Krzyzewski	Chris Duhon, Daniel Ewing, Nick Horvath
2004-05	27-6	11-5 (3rd)	Champion	3rd	7th	NCAA Sweet 16	Mike Krzyzewski	Daniel Ewing, Reggie Love, J.J. Redick
2005-06	32-4	14-2 (1st)	Champion	1st	7th	NCAA Sweet 16	Mike Krzyzewski	Sean Dockery, Lee Melchionni, J.J. Redick, Shelden Williams
2006-07	22-11	8-8 (T6th)	First Rd.	--	--	NCAA First Rd.	Mike Krzyzewski	Josh McRoberts, DeMarcus Nelson, Greg Paulus
2007-08	28-6	13-3 (2nd)	Semifinalist	9th	16th	NCAA Second Rd.	Mike Krzyzewski	DeMarcus Nelson
2008-09	30-7	11-5 (T2nd)	Champion	6th	11th	NCAA Sweet 16	Mike Krzyzewski	Gerald Henderson, Greg Paulus, Jon Scheyer
2009-10	35-5	13-3 (T1st)	Champion	3rd	1st	NCAA Champion	Mike Krzyzewski	Jon Scheyer, Lance Thomas
2010-11	32-5	13-3 (2nd)	Champion	3rd	7th	NCAA Sweet 16	Mike Krzyzewski	Kyle Singler, Nolan Smith
2011-12	27-7	13-3 (2nd)	Semifinalist	8th	14th	NCAA Second Round	Mike Krzyzewski	Ryan Kelly, Miles Plumlee
2012-13	30-6	14-4 (2nd)	Quarterfinalist	6th	5th	NCAA Elite Eight	Mike Krzyzewski	Seth Curry, Ryan Kelly, Mason Plumlee
2013-14	26-9	13-5 (3rd)	Finalist	8th	16th	NCAA Second Rd.	Mike Krzyzewski	Tyler Thornton, Josh Hairston, Rodney Hood

* - Mike Krzyzewski coached the first 12 games before leaving the team after back surgery and exhaustion. Pete Gaudet coached the final 19 games as interim head coach. Coaching records reflect this situation. Duke moved from the Southern Conference to the Atlantic Coast Conference prior to the 1953-54 season.

All-Time Results

1905-06

Record: 2-3

Head Coach: W.W. "Cap" Card

M 2	Wake Forest	H	L	10-24
M 16	Wake Forest	A	L	5-15
	Trinity Park		W	28-18
	Trinity Park		L	16-19
	Trinity Park		W	19-13

1906-07

Record: 4-2

Head Coach: W.W. "Cap" Card

	Trinity Park		W	24-1
	Wake Forest		L	6-8
	Littleton HS		W	62-1
	Trinity Park		W	38-6
	Guilford		W	20-1
	Wake Forest		L	5-22

1907-08

Record: 2-3

Head Coach: W.W. "Cap" Card

	Littleton HS		W	42-10
	Wake Forest		L	11-20
	Wake Forest		L	11-20
	Littleton HS		L	3-11
	Portsmouth YMCA		W	31-10

1908-09

Record: 8-1

Head Coach: W.W. "Cap" Card

	Trinity Park		W	38-5
	Winston YMCA		W	19-16
	Charlotte YMCA		W	25-22
	Winston YMCA		W	44-3
	Wake Forest		W	22-14
	Wake Forest		L	5-30
	Davidson		W	22-8
	Durham YMCA		W	34-4
	Durham YMCA		W	31-3

1909-10

Record: 4-4

Head Coach: W.W. "Cap" Card

	Guilford		L	8-25
	Charlotte		W	14-13
	Charlotte		L	12-17
	Statesville		W	12-8
	Furman		W	85-5
	Wake Forest		L	18-26
	Columbus YMCA		L	15-34
	Portsmouth YMCA		W	46-18

1910-11

Record: 4-3

Head Coach: W.W. "Cap" Card

	Charlotte YMCA		L	27-28
	Charlotte YMCA		L	21-28
	Charlotte		W	54-12
	Charlotte		W	39-17
	Tennessee		W	51-25
	VMI		W	52-17
	Virginia		L	18-24

1911-12

Record: 6-1

Head Coach: W.W. "Cap" Card

D 13	Elon		W	47-12
J 11	William & Mary		W	52-16
F 1	Guilford		W	14-12
F 9	N.C. State		W	31-28
F 16	Virginia Tech		W	37-32
F 21	Virginia Christian		W	69-9
F 24	N.C. State		L	13-26

1912-13

Record: 11-8

Head Coach: J.E. Brinn

	Durham YMCA		H	L	13-28
	Asheville YMCA		A	W	29-27
	Asheville YMCA		A	L	16-21
	Wofford		A	W	47-12
	Charlotte YMCA		A	L	25-28
	Charlotte YMCA		A	W	21-10
	Durham YMCA		H	W	28-25
	Elon		H	W	46-12
	Washington & Lee		A	L	15-90
	VMI		A	L	10-28
	Virginia		A	L	12-33
	Georgetown		A	L	22-31
	Catholic		A	L	27-55
	Emory & Henry		H	W	36-15
	N.C. State		A	W	22-18
	Wake Forest		H	W	25-10
	Wake Forest		A	W	16-15
	Virginia Tech		H	W	23-16
	N.C. State		H	W	32-14

1913-14

Record: 12-9

Head Coach: Noble L. Clay

	Elon		H	W	30-15
D 15	Elon		A	L	23-25
	Asheville YMCA		A	W	20-19
	Asheville YMCA		A	L	22-32
	Wofford		A	W	50-15
	Charlotte YMCA		A	L	31-32
	Charlotte YMCA		A	L	26-28
	Durham YMCA		H	L	24-27
	South Carolina		H	W	46-13
	Charlotte YMCA		H	W	61-13
	Roanoke		H	W	42-15
	Durham YMCA		A	L	19-31
F 10	Virginia		N	L	21-51
F 11	Raleigh YMCA		A	W	23-19
F 12	Wake Forest		A	L	23-31
F 13	Greensboro YMCA		A	W	30-22
F 14	Guilford		A	L	8-35
	N.C. State		H	W	35-21
	Guilford		H	W	24-15
	Wake Forest		H	W	28-14
	N.C. State		H	W (ot)	33-25

1914-15

Record: 10-10

Head Coach: Noble L. Clay

	VMI		L	15-33	
	Roanoke		L	19-31	
	Guilford		W	43-25	
	Virginia		N	L	24-51
	N.C. State		W	46-27	
	Guilford		W	58-36	
	Elon		L	16-17	
	Elon		L	16-18	
	Virginia		A	L	18-52
	Washington & Lee		L	22-31	
	Durham YMCA		W	18-15	
	Durham YMCA		W	28-16	
	Virginia Tech		L	19-29	
	Statesville AC		W	33-30	
	Charleston YMCA		W	46-37	
	Charleston YMCA		L	25-27	
	Wake Forest		W	28-27	
	Carson-Newman		W	70-4	
	Wake Forest		L	12-23	
	N.C. State		W	28-17	

1915-16

Record: 9-11

Head Coach: Bob Doak

D 10	Durham YMCA		H	W	37-24
D 17	Davidson		A	L	23-27
D 18	Charlotte YMCA		A	W	34-30
D 19	Asheville YMCA		A	L	25-32
D 20	Asheville YMCA		A	W	42-37
D 21	Statesville		A	L	28-31
J 13	Statesville		H	W	45-13
J 20	Elon		H	W	37-22
	Wake Forest		H	L	26-28
F 8	Cardinal A.C.		A	L	28-45
F 9	Washington & Lee		A	L	19-33
F 10	VMI		A	L	20-34
F 11	Virginia		A	L	31-34
F 15	Davidson		H	W	38-22
F 19	Elon		A	L	19-23
F 23	N.C. State		H	W	31-24
F 25	Wake Forest		A	L	28-40
F 26	N.C. State		A	L	25-27
F 29	Guilford		H	W	61-28

One game missing (1-0 record)

1916-17

Record: 20-4

Head Coach: Chick Doak

	Durham YMCA		W	35-13
	Durham YMCA		W	48-31
	Statesville AC		W	58-11
	Charlotte YMCA		W	41-25
	Charlotte YMCA		W	37-20
	Asheville YMCA		W	48-24
	Asheville YMCA		W	31-26
	High Point AC		W	63-19
	Church Hill AC		W	72-16
	Elon		W	33-21
	Wake Forest		W	39-20
	Elon		W	33-29
	Stetson		L	37-43
	Davidson		W	32-26
	N.C. State		W	32-24
	Washington & Lee		L	18-20
	VMI		W	31-29
	Staunton Military		W	27-24
	Virginia		W	37-34
	Georgetown		W	36-24
	Catholic		L	24-26
	N.C. State		L	14-16
	VMI		W	42-24
	N.C. State (forfeit)		W	2-0

1917-18

Record: 10-5

Head Coach: Chick Doak

	N.C. State		W	35-26
	Guilford		W	40-32
	Emory & Henry		W	75-27
	N.C. State		L	18-28
	VMI		L	26-51
	Washington & Lee		W	24-16
	Staunton Military		L	28-29
	Virginia		W	32-25
	Elon		W	22-11
	Guilford		W	28-21
	Elon		W	40-27
	Davidson		W	30-24
	N.C. State		L	10-15

Two games missing (1-1 record)

1918-19

Record: 6-5

Head Coach: H.P. Cole

J 17	Durham YMCA		H	W	39-34
J 24	Wake Forest		H	W	41-20
F 4	N.C. State		A	L	18-28
F 6	Guilford		H	W	47-19
F 11	N.C. State		H	W	22-19
F 14	Elon		A	W	12-5
F 15	Guilford		A	W	27-18
F 18	Davidson		H	L	19-20
F 24	Virginia		A	L	16-47
F 25	Washington & Lee		A	L	17-38
F 26	VMI		A	L	19-32

1919-20

Record: 10-4

Head Coach: W.J. Rothenbiers

J 13	South Carolina		H	W	40-12
	Durham YMCA			W	
	Durham YMCA			W	
	Guilford			W	
	Guilford			W	
	N.C. State		H	W	28-22
	Elon			W	
J 24	North Carolina		H	L	25-36
	Virginia		A	L	20-28
M 1	North Carolina		A	W	19-18
	N.C. State		A	W	25-24

Three games missing (1-2 record)

1920-21

Record: 9-6

Head Coach: Floyd Egan

	Guilford		H	W	
J 13	South Carolina		H	W	40-12
	N.C. State		H	W	33-11
J 26	North Carolina		W	25-22	
	Florida State			W	
	Washington & Lee		A	L	
F 8	Florida		H	W	49-21
	Wake Forest		A	W	27-20
	VMI		A	L	
F 21	Virginia		A	L	15-34
	Virginia Tech		A	L	
F 23	North Carolina		H	L	12-44
F 25	Virginia		H	W	24-22
M 5	North Carolina		N1	L	18-55
	N.C. State		A	W	34-27

N1 - Raleigh Auditorium, Raleigh, N.C.

1921-22

Record: 6-12

Head Coach: James Baldwin

J 13	South Carolina		H	W	41-25
J 21	N.C. State		A	W	23-19
J 25	Wake Forest		H	W	31-10
J 31	Wake Forest		A	L	22-24
F 4	North Carolina		A	L	22-38
F 6	Elon		A	L	29-30
F 7	Davidson		H	W	24-18
F 9	Guilford		H	W	38-24
F 13	Davidson		A	L	27-32
F 14	Georgia		A	L	19-29
F 15	Georgia Tech		A	L	16-17
F 16	Atlanta AC		A	L	19-56
F 18	Alabama		A	L	16-28
F 20	Florida		A	L	26-33
	Durham YMCA		H	L	22-30
M	N.C. State		H	L	23-28
	Durham YMCA		H	W	37-26
M 7	North Carolina		H	L	23-29

1922-23

Record: 15-7

Head Coach: J.S. Burbage

	Camp Bragg		L	26-28
	Winston YMCA		W	49-26
	Durham YMCA		L	17-25
	Camp Bragg		W	30-21
	Statesville		W	28-26
	Lynchburg Elks		W	35-27
	Durham YMCA		L	33-37
	Newberry		W	40-33
	Lenoir			

MEDIA GUIDE

2013-14 DUKE MEN'S BASKETBALL

1923-24
Record: 19-6
Head Coach: J.S. Burbage

D 15	Fort Bragg	W	60-23
	Norfolk YPC	W	31-28
	Richmond Blues	W	36-33
	Mercer	W	29-25
	Durham Elks	W	43-36
	Guilford	W	30-17
	Fort Bragg	W	58-10
	Richmond Blues	W	38-32
J 25	Wake Forest	H W	26-22
	N.C. State	H W	35-23

J 31	North Carolina	A L	20-31
	Statesville AC	W	40-28
	Davidson	W	40-30
	Furman	W	32-29
	South Carolina	L	19-36
	Mercer	L	18-31
	Sanford	A W	38-16
	Alabama	A L	25-45
	Birmingham AC	A L	32-35
	South Carolina	W	43-24
F 19	North Carolina	H L	20-23
	Wake Forest	W	26-24
	N.C. State	W	32-15
	Elon	W	33-24
	Elon	W	34-19

1924-25
Record: 4-9
Head Coach: George Buchheit

J 9	Davidson	A L	25-27
	Davidson	A L	22-39
J 12	Guilford	H W	34-22
J 17	N.C. State	A L	22-29
J 24	North Carolina	H L	21-25
J 31	Wake Forest	A L	18-43
	Davidson	H L	18-22
F 5	William & Mary	A L	15-23
F 7	Richmond	A L	25-35
F 11	William & Mary	H W	21-16
F 14	North Carolina	A L	18-34
	Durham Elks	H W	48-38
F 24	Wake Forest	H W	28-25

1925-26
Record: 8-12
Head Coach: George Buchheit

	Durham YMCA	L	24-30
	Alumni	W	44-29
	Durham YMCA	W	34-31
J 8	Davidson	L	31-32
	Furman	W	28-18
	South Carolina	W	36-22
J 14	Clemson	W	46-12
	Wake Forest	L	24-27
	N.C. State	L	27-28
J 23	North Carolina	L	22-38
J 30	N.C. State	L	24-32
F 1	Guilford	L	30-35
	Lynchburg	W	36-31
	Wake Forest	L	18-33
	Lynchburg	W	29-27
	George Washington	L	32-42
	Maryland	L	20-40
	Richmond	L	30-42
F 20	North Carolina	L	21-44
	Davidson	W	32-30

1926-27
Record: 4-10
Head Coach: George Buchheit

	N.C. State	L	22-36
	Wake Forest	L	14-41
J 31	North Carolina	H L	33-40
	Davidson	W	39-24
	Virginia Tech	W	31-18
	Virginia	H L	24-34
	Virginia	A W	36-26
	Washington & Lee	L	20-31
	VMI	W	22-19
	N.C. State	L	23-29
	Wake Forest	L	27-36

F 22	North Carolina	L	21-35
	Davidson	L	42-49
	Durham YMCA	L	27-34

1927-28
Record: 9-5
Head Coach: George Buchheit

J 11	Davidson	W	46-27
J 12	South Carolina	W	39-32
	N.C. State	W	32-29
	Georgia	W	49-44
	Wake Forest	W	45-17
F 4	North Carolina	A L	14-27
F 7	Virginia Tech	A W	34-31
F 8	Washington & Lee	A W	53-41
F 11	North Carolina	H L	23-32
F 14	Wake Forest	W	37-34
	Virginia	L	34-44
	Georgetown	L	40-55
F 20	N.C. State	L	27-37
F 22	Davidson	W	51-33

1928-29
Record: 12-8
Head Coach: Eddie Cameron

	Georgetown	L	33-48
	Navy	L	38-49
	Virginia	L	23-35
	Wake Forest	W	43-34
	South Carolina	W	45-35
	N.C. State	L	26-40
	Virginia Tech	W	44-27
F 2	North Carolina	H W	36-20
	Mercer	W	47-43
	Georgia	L	22-24
	South Carolina	W	44-39
	Davidson	L	40-47
	N.C. State	W	32-22
	Wake Forest	W	35-21
F 16	North Carolina	A L	24-27
	Davidson	W	33-25
M 1	Alabama	N1 W	38-32
M 2	North Carolina	N1 W	34-17
M 4	Georgia	N1 W	43-37
M 5	N.C. State	N1 L	35-43

1929-30
Record: 18-2
Head Coach: Eddie Cameron

	Virginia	A W	65-32
J 9	Maryland	A W	28-27
	Navy	A W	47-29
	Washington & Lee	H L	29-33
	Wake Forest	W	49-22
	N.C. State	W	35-31
F 1	North Carolina	A W	35-14
	Wake Forest	W	37-30
	N.C. State	W	33-26
	Davidson	W	33-30
	South Carolina	W	33-26
	Loyola, Chicago	H W	30-27
F 15	North Carolina	H W	37-36
	Washington & Lee	W	30-29
F 20	Maryland	W	39-26
	Davidson	W	45-21
F 28	Louisiana State	N1 W	43-34
M 1	Georgia Tech	N1 W	44-35
M 3	Kentucky	N1 W	37-32
M 4	Alabama	N1 L	24-31

1930-31
Record: 14-7
Head Coach: Eddie Cameron

	Villanova	L	21-22
	Randolph-Macon	W	48-18
	Wake Forest	W	44-27
	Wofford	W	43-24
	South Carolina	W	44-16
J 15	Maryland	L	24-32
	Temple	L	27-44
	Navy	W	41-27
	N.C. State	L	19-24

J 31	North Carolina	H W	30-18
	Davidson	W	27-18
	Virginia	W	43-31
	N.C. State	L	23-26
	Vanderbilt	W	50-44
	Tennessee	L	25-36
F 14	North Carolina	A W	34-23
	Wake Forest	W	25-22
	Davidson	W	31-17
	Sewanee	W	65-22
F 27	Clemson	N1 W	31-27
F 28	Kentucky	N1 L	30-35

N1 - Southern Conference Tournament, Atlanta, Ga.

1931-32
Record: 14-11
Head Coach: Eddie Cameron

D 17	Baltimore	A L	24-30
D 18	Georgetown	A L	26-36
D 19	Catholic	A W	41-29
J 8	Wake Forest	H W	23-16
J 9	William & Mary	H W	28-20
J 13	Army	A L	23-25
J 14	Crescent AC	A L	31-44
J 15	Navy	A L	25-36
J 23	N.C. State	H W	28-18
J 29	Davidson	H W	21-6
J 30	North Carolina	A L	20-37
F 1	Davidson	A W	33-20
F 4	Washington & Lee	A W	30-27
F 5	VMI	A W	41-26
F 6	Kentucky	A L	30-37
F 8	Tennessee	A L	31-32
F 11	Wake Forest	H W	32-25
F 13	North Carolina	H W	24-18
F 16	N.C. State	A W	25-21
F 18	Washington & Lee	H L	12-21
F 19	VMI	H W	45-25
F 20	Maryland	H L	18-20
F 21	Vanderbilt	N1 W	44-32
F 27	Florida	N1 W	33-22
F 29	Georgia	N1 L	32-43

N1 - Southern Conference Tournament, Atlanta, Ga.

1932-33
Record: 17-5
Head Coach: Eddie Cameron

D 15	Baltimore	A W	38-34
D 16	Georgetown	A W	35-30
D 17	George Washington	A W	35-34
J 6	Furman	H W	31-28
J 9	Davidson	A W	58-14
J 10	Wake Forest	H W	33-24
J 12	Maryland	A L	28-30
J 14	Navy	A L	22-44
J 17	Wake Forest	A W	34-16
J 21	N.C. State	A W	36-29
J 28	VMI	H W	41-20
J 31	North Carolina	H W	36-32
F 2	Washington & Lee	A W	49-25
F 3	VMI	A W	31-15
F 4	Virginia Tech	A W	31-25
F 7	Davidson	H W	44-28
F 11	North Carolina	A W	31-24
F 14	N.C. State	H L	28-40
F 18	South Carolina	A L	23-46
F 24	Virginia	N1 W	38-24
F 25	Washington & Lee	N1 W	41-32
F 27	South Carolina	N1 L	21-33

N1 - Southern Conference Tournament, Raleigh, N.C.

1933-34
Record: 18-6
Head Coach: Eddie Cameron

D 14	Catholic	A L	31-33
D 15	Baltimore	A W	33-25
J 4	Clemson	H W	36-23
J 6	Wake Forest	H W	38-29
J 8	Davidson	A W	40-35
J 10	Army	A W	27-25
J 11	Maryland	A L	33-37
J 13	Navy	A W	29-23
J 17	N.C. State	A W	33-29
J 18	VMI	H W	41-20

J 20	Virginia	H W	26-17
J 30	Washington & Lee	H W	41-37
F 3	North Carolina	A L	21-25
F 5	Washington & Lee	A W	41-27
F 6	VMI	A W	45-32
F 7	Virginia Tech	A W	45-15
F 10	Wake Forest	A W	37-21
F 12	Davidson	H W	57-26
F 16	North Carolina	H L	25-30
F 20	South Carolina	H L	23-28
F 24	N.C. State	H W	41-34
M 1	VMI	N1 W	35-14
M 2	North Carolina	N1 W	21-18
M 3	Washington & Lee	N1 L	29-30

N1 - Southern Conference Tournament, Raleigh, N.C.

1934-35
Record: 18-8
Head Coach: Eddie Cameron

D 17	South Carolina	A L	23-24
D 18	Florida	A W	55-27
D 19	Florida	A L	21-40
J 2	Davidson	N1 W	39-35
J 4	Wofford	H W	40-33
J 7	Wake Forest	H W	47-30
J 9	Army	A W	34-16
J 11	Maryland	A W	48-39
J 14	Virginia	H W	30-20
J 15	N.C. State	A L	25-28
J 18	Catholic	H L	25-31
J 26	Virginia Tech	H W	32-25
F 1	VMI	H L	27-32
F 2	Washington & Lee	H W	31-27
F 5	North Carolina	H W	33-27
F 7	Virginia Tech	A W	27-19
F 8	Washington & Lee	A W	33-30
F 9	VMI	A W	28-27
F 12	Davidson	H W	35-34
F 16	North Carolina	A L	20-24
F 18	Wake Forest	A W	37-21
F 21	South Carolina	H W	37-34
F 23	N.C. State	H W	35-28
F 28	Virginia	N2 W	39-32
M 1	Washington & Lee	N2 L	27-31
M 6	Navy	A L	38-44

*N1 - Winston-Salem, N.C.
N2 - Southern Conference Tournament, Raleigh, N.C.*

1935-36
Record: 20-6
Head Coach: Eddie Cameron

D 9	Durham YMCA	A W	57-23
D 10	High Point	A W	50-22
D 12	Catham Mills	A W	73-27
D 18	Catholic	A W	39-36
D 19	Baltimore	A W	49-29
J 2	Elon	H W	58-42
J 3	Yale	H W	52-17
J 6	Wofford	H W	36-28
J 8	Davidson	A W	46-24
J 10	Wake Forest	H W	37-19
J 11	Virginia	H W	45-29
J 14	Princeton	A W	40-26
J 15	Army	A W	31-29
J 25	N.C. State	A L	33-36
J 30	Virginia Tech	H W	40-20
F 1	Maryland	A L	34-38
F 6	North Carolina	A W	36-34
F 10	Virginia	A W	44-28
F 11	Richmond	A W	31-27
F 13	Davidson	H W	36-33
F 14	Florida	H W	42-31
F 18	Wake Forest	A W	42-27
F 21	North Carolina	H L	28-30
F 25	N.C. State	H L	29-32
F 26	Washington & Lee	A L	27-43
M 5	Maryland	N1 L	35-47

N1 - Southern Conference Tournament, Raleigh, N.C.

1936-37**Record:** 15-8**Head Coach:** Eddie Cameron

D 11	Richmond	A	W	38-35
D 12	Randolph-Macon	A	W	40-25
D 16	Clemson	A	W	33-25
D 17	South Carolina	A	W	45-35
	Wake Forest	H	W	30-28
J 6	Davidson	A	W	40-34
J 7	South Carolina	H	W	52-24
J 8	Navy	A	W	33-29
J 12	Mississippi State	H	L	29-33
J 16	Maryland	A	W	34-31
	Catholic	H	W	52-31
J 23	N.C. State	A	L	27-30
J 30	Maryland	H	W	34-30
F 2	Davidson	H	W	32-27
F 3	Army	A	W	31-28
F 6	Wake Forest	A	L	30-34
F 8	Washington & Lee	H	W	37-35
F 12	North Carolina	A	L	35-41
F 16	Washington & Lee	A	L	31-37
F 17	VMI	A	L	31-32
F 20	N.C. State	H	W	36-33
F 25	North Carolina	H	L	32-37
M 4	North Carolina	N1	L	30-34

*N1 - Southern Conference Tournament, Raleigh, N.C.***1937-38****Record:** 15-9**Head Coach:** Eddie Cameron

►Southern Conference Champions

D 13	High Point	A	W	36-33
D 15	South Carolina	A	L	26-32
D 16	Florida	A	W	33-25
D 17	Florida	A	W	37-33
J 3	Mississippi State	H	L	23-25
J 5	Davidson	A	L	22-40
J 7	Wake Forest	H	W	38-33
J 8	Navy	A	L	30-43
J 11	Richmond	H	W	32-24
J 12	South Carolina	H	W	42-34
J 15	Maryland	A	L	35-40
J 30	Maryland	H	W	44-34
F 2	N.C. State	A	W	40-28
F 4	St. John's	A	L	28-44
F 5	Army	A	L	20-40
F 8	Davidson	H	W	52-28
F 12	North Carolina	A	L	24-34
F 14	Washington & Lee	A	W	48-39
F 19	N.C. State	H	L	45-49
F 21	Wake Forest	A	W	41-40
F 25	North Carolina	H	W	39-33
M 3	N.C. State	N1	W	44-33
M 4	Maryland	N1	W	35-32
M 5	Clemson	N1	W	40-30

*N1 - Southern Conference Tournament, Raleigh, N.C.***1938-39****Record:** 10-12**Head Coach:** Eddie Cameron

D 14	The Citadel	H	W	49-37
D 17	Pittsburgh	H	L	37-51
J 4	Princeton	H	W	46-33
J 5	Davidson	A	L	39-41
J 7	Wake Forest	A	W	52-41
J 9	Washington & Lee	H	L	41-46
J 10	Clemson	H	W	39-33
J 13	Maryland	A	L	34-37
J 14	Navy	A	W	44-37
J 17	Virginia Tech	H	W	47-35
J 31	N.C. State	H	W	43-37
F 2	Maryland	H	L	44-60
F 4	Army	A	L	27-37
F 6	Brown	A	L	33-41
F 8	Davidson	H	L	40-42
F 10	North Carolina	A	L	32-37
F 13	Clemson	A	L	36-38
F 16	Washington & Lee	A	L	35-36
F 18	Wake Forest	H	W	59-34
F 20	N.C. State	A	W	29-26
F 24	North Carolina	H	W	41-38
M 1	N.C. State	N1	L	39-40

*N1 - Southern Conference Tournament, Raleigh, N.C.***1939-40****Record:** 19-7**Head Coach:** Eddie Cameron

D 16	Hampden-Sydney	A	W	59-28
D 19	Oklahoma A&M	A	L	41-51
D 20	Washington, Md.	A	W	43-40
D 21	Baltimore	A	L	29-40
J 4	Davidson	A	W	51-28
J 6	Princeton	H	W	36-27
J 9	Maryland	A	L	30-32
J 10	Navy	A	W	40-27
J 13	VMI	A	W	28-25
J 16	The Citadel	H	W	51-40
J 20	Clemson	H	W	54-49
J 27	Wake Forest	H	W	50-44
J 30	Maryland	H	W	48-27
F 1	N.C. State	A	W	57-27
F 3	Pennsylvania	A	L	35-49
F 6	Davidson	H	W	47-30
F 10	North Carolina	A	W	50-44
F 12	Clemson	H	W	39-37
F 13	Georgia Tech	A	L	35-41
F 15	Wake Forest	A	W	44-35
F 7	Washington & Lee	H	W	28-27
F 19	N.C. State	H	W	46-37
F 22	North Carolina	H	L	27-31
F 29	The Citadel	N1	W	40-35
M 1	Maryland	N1	W	44-32
M 2	North Carolina	N1	L	23-39

*N1 - Southern Conference Tournament, Raleigh, N.C.***1940-41****Record:** 14-8**Head Coach:** Eddie Cameron

►Southern Conference Champions

D 17	Lincoln Memorial	H	L	39-43
D 20	Catholic	A	W	48-33
D 21	George Washington	A	L	38-48
J 4	Lehigh	H	W	66-30
J 6	Davidson	A	W	57-33
J 8	Wake Forest	H	L	35-38
J 11	Maryland	A	W	40-26
J 16	George Washington	H	W	44-37
J 18	Clemson	H	W	45-42
J 30	N.C. State	H	L	38-39
F 1	Maryland	H	W	43-17
F 3	Pittsburgh	H	L	32-46
F 7	North Carolina	A	L	33-51
F 8	Navy	H	L	32-34
F 11	Washington & Lee	A	L	28-30
F 13	Wake Forest	A	W	42-41
F 15	Washington & Lee	H	W	45-33
F 17	N.C. State	A	W	44-37
F 20	North Carolina	H	W	35-33
F 27	North Carolina	N1	W	38-37
F 28	William & Mary	N1	W	57-42
M 1	South Carolina	N1	W	53-30

*N1 - Southern Conference Tournament, Raleigh, N.C.***1941-42****Record:** 22-2**Head Coach:** Eddie Cameron

►Southern Conference Champions

D 8	Georgetown, Ky.	H	W	37-31
D 18	Rider	H	W	55-29
J 3	Temple	A	L	41-57
J 5	Tennessee	H	W	37-35
J 7	Davidson	A	W	75-40
J 9	Maryland	H	W	37-33
J 10	George Washington	H	W	38-37
J 12	VMI	A	W	52-47
J 17	Navy	A	W	41-31
J 24	Wake Forest	H	W	60-39
J 31	N.C. State	H	W	40-28
F 4	Davidson	H	W	73-37
F 7	North Carolina	A	W	52-40
F 10	Washington & Lee	A	W	63-34
F 14	Washington & Lee	H	W	68-38
F 16	N.C. State	A	W	53-48
F 19	Wake Forest	A	W	58-51
F 21	George Washington	A	L	53-55
F 23	Maryland	A	W	64-46
F 24	Virginia Tech	H	W	67-50
F 27	North Carolina	H	W	41-40
M 5	Washington & Lee	N1	W	59-41

M 6	Wake Forest	N1	W	54-45
M 7	N.C. State	N1	W	45-34

*N1 - Southern Conference Tournament, Raleigh, N.C.***1942-43****Record:** 20-6**Head Coach:** Gerry Gerard

D 17	Carolina Pre-Flight	H	L	41-46
D 19	Tennessee	A	L	33-51
D 31	Fort Bragg	A	W	62-47
J 6	Carolina Pre-Flight	A	W	51-48
J 7	Davidson	A	W	60-50
J 9	VMI	H	W	45-43
J 11	George Washington	H	L	53-66
J 13	Norfolk Navy	H	L	53-60
J 17	Temple	A	W	45-44
J 23	Virginia Tech	H	W	78-70
J 26	Wake Forest	H	W	63-41
J 30	N.C. State	H	W	60-47
F 2	Carolina Pre-Flight	H	W	59-33
F 6	North Carolina	A	W	51-39
F 9	Washington & Lee	A	W	71-44
F 10	Duquesne	H	W	55-41
F 12	Maryland	A	W	46-43
F 13	Pennsylvania	A	L	48-49
F 15	Wake Forest	H	W	59-40
F 17	N.C. State	A	W	53-32
F 19	George Washington	A	W	64-61
F 20	Navy	A	W	58-48
F 26	North Carolina	H	W	43-24
M 4	VMI	N1	W	57-41
M 5	The Citadel	N1	W	56-37
M 6	George Washington	N1	L	40-56

*N1 - Southern Conference Tournament, Raleigh, N.C.***1943-44****Record:** 13-13**Head Coach:** Gerry Gerard

►Southern Conference Champions

N 30	Camp Butner	H	W	62-36
D 8	Carolina Pre-Flight	A	L	39-58
D 10	Milligan	H	L	40-46
D 11	Hampden-Sydney	H	W	50-25
D 14	Columbia AAB	H	W	52-33
D 17	Camp Butner	A	W	49-41
D 18	Charleston USCG	H	L	46-52
D 21	Fort Bragg	H	W	42-40
D 28	Carolina Pre-Flight	H	L	35-48
J 1	Long Island	A	L	57-59
J 5	Norfolk NAS	H	L	28-61
J 8	Cherry Point	H	L	52-54
J 13	Richmond AFB	H	W	44-38
J 15	Norfolk NAS	A	L	51-52
J 18	North Carolina	H	L	33-37
J 22	Norfolk NTS	A	L	59-72
J 26	Norfolk NTS	H	L	51-52
J 29	Navy	A	L	42-45
F 1	N.C. State	A	W	60-36
F 4	South Carolina	H	W	46-40
F 5	North Carolina	A	W	41-40
F 10	North Carolina	H	L	30-39
F 12	N.C. State	H	W	53-32
F 24	William & Mary	N1	W	68-25
F 25	N.C. State	N1	W	40-32
F 26	North Carolina	N1	W	44-27

*N1 - Southern Conference Tournament, Raleigh, N.C.***1944-45****Record:** 13-9**Head Coach:** Gerry Gerard

D 5	Richmond AAB	H	L	32-42
D 12	Camp Butner	A	L	49-50
D 17	Virginia	A	W	56-44
D 20	Launenburg-Maxton	H	W	55-46
D 29	Carolina Pre-Flight	A	L	43-58
D 30	Camp Lejeune	H	W	28-24
J 2	Fort Bragg	H	W	27-21
J 6	Maryland	H	W	51-24
J 10	Carolina Pre-Flight	H	L	45-49
J 13	Wake Forest	H	W	60-35
J 16	Norfolk NAS	H	L	37-57
J 20	North Carolina	A	W	50-41
J 23	Norfolk NTS	H	L	37-59
J 27	Navy	A	L	43-54

J 30	N.C. State	H	W	48-38
F 3	Wake Forest	N1	W	75-39
F 10	Temple	A	W	51-46
F 14	North Carolina	H	L	38-50
F 17	N.C. State	A	W	47-40
F 22	Maryland	N2	W	76-49
F 23	William & Mary	N2	W	59-22
F 24	North Carolina	N2	L	38-49

*N1 - High Point, N.C.**N2 - Southern Conference Tournament, Raleigh, N.C.***1945-46****Record:** 21-6**Head Coach:** Gerry Gerard

►Southern Conference Champions

D 4	Camp Perry	H	L	35-39
D 7	Norfolk NTS	A	L	51-57
D 14	Davidson	H	W	50-23
D 15	Virginia	N1	W	48-38
J 2	South Carolina	A	W	52-36
J 4	Maryland	H	W	59-25
J 5	Davidson	A	W	55-27
J 9	North Carolina	A	W	51-46
J 11	N.C. State	A	W	46-34
J 12	Wake Forest	A	W	43-38
J 15	Norfolk NTS	H	W	31-22
J 18	Georgia Tech	A	W	54-39
J 19	Clemson	A	W	42-29
J 23	South Carolina	H	W	55-33
J 25	Maryland	A	L	38-43
J 26	Navy	A	L	40-51
J 29	Wright Field	H	W	44-43
F 2	N.C. State	H	W	56-33
F 5	Wake Forest	H	W	32-29
F 9	Temple	A	L	38-64
F 12	Georgia Tech	H	W	73-51
F 16	North Carolina	H	L	44-54
	Clemson	H	W	61-33
F 23	Marine Institute	H	W	49-43
F 28	N.C. State	N2	W	44-38
M 1	Virginia Tech	N2	W	44-38
M 2	Wake Forest	N2	W	49-30

N1 - Lynchburg, Va.

MEDIA GUIDE

1947-48

Record: 17-12

Head Coach: Gerry Gerard

D 6	Hanes Hosierey	A	W	61-55
D 13	Virginia	A	L	39-49
D 15	Hampden-Sydney	H	W	59-45
D 17	McCrery	H	W	71-34
D 19	Washington & Lee	A	W	72-39
D 30	Hanes Hosierey	H	W	70-46
J 3	Tennessee	H	L	58-62
J 5	Maryland	H	W	53-42
J 6	Davidson	A	L	42-44
J 8	NYU	A	L	56-77
J 10	Temple	A	L	54-58
J 14	George Washington	H	L	47-48
J 16	Clemson	H	W	80-47
J 24	Virginia Tech	H	W	52-45
F 4	Navy	A	L	46-56
F 5	William & Mary	A	W	45-36
F 7	North Carolina	A	L	42-48
F 10	Wake Forest	H	W	47-45
F 14	N.C. State	H	L	43-44
F 16	Georgia Tech	A	W	60-55
F 17	Clemson	A	L	57-63
F 18	N.C. State	A	L	37-70
F 19	Virginia	H	W	57-48
F 24	Wake Forest	A	W	49-48
F 27	North Carolina	H	W	56-45
M 3	South Carolina	H*	W	63-48
M 4	George Washington	H*	W	54-51
M 5	Davidson	H*	W	53-37
M 6	N.C. State	H*	L	50-58

* - Southern Conference Tournament, Durham, N.C.

1948-49

Record: 13-9

Head Coach: Gerry Gerard

D 4	Hanes Hosierey	A	L	57-58
D 8	McCrery	A	W	70-51
D 10	Hampden-Sydney	A	W	58-50
D 11	Virginia	A	W	47-37
D 15	McCrery	H	W	51-36
D 17	Davidson	A	W	58-41
J 4	Hanes Hosierey	H	W	54-42
J 6	Washington & Lee	A	W	58-45
J 8	Temple	H	L	45-59
J 11	Virginia Tech	A	L	46-56
J 15	N.C. State	H	L	52-53
J 22	Virginia Tech	H	W	65-52
J 27	Wake Forest	A	L	50-52
J 29	Davidson	H	W	57-51
F 2	Navy	A	W	55-42
F 4	NYU (-/15)	H	W	73-44
F 5	North Carolina	A	L	34-64
F 9	George Washington	A	L	49-51
F 11	N.C. State	A	L	44-47
F 12	Georgia Tech	H	W	53-42
F 19	Wake Forest	H	W	61-51
F 25	North Carolina	H	L	40-64

1949-50

Record: 15-15

Head Coach: Gerry Gerard

D 3	Hanes Hosierey	A	L	52-53
D 6	Hampden-Sydney	H	W	74-59
D 8	McCrery	A	L	54-60
D 10	Virginia	N1	W	82-61
D 15	Davidson	A	W	66-49
D 17	Washington & Lee	A	W	81-67
D 20	South Carolina	A	L	44-54
D 28	Penn State	N2	L	48-51
D 29	North Carolina	N2	L	52-59
D 30	Wake Forest	N2	W	54-52
J 4	Maryland	H	W	58-46
J 7	N.C. State (-/7)	H	W	58-55
J 12	NYU	N3	L	64-80
J 14	Temple	A	L	49-59
J 17	South Carolina	H	W	79-60
J 27	Davidson	H	W	69-59
J 28	Wake Forest	H	W	65-55
F 4	Navy	H	W	68-53
F 7	The Citadel	H	W	65-39
F 10	Maryland	A	L	57-67

F 11	George Washington	A	L	55-62
F 14	N.C. State (-/8)	A	L	50-68
F 17	North Carolina	A	L	55-58
F 18	George Washington	H	W	55-52
F 21	Wake Forest	A	L	54-72
F 24	North Carolina	H	L	46-64
M 2	South Carolina	H*	W	53-41
M 3	William & Mary	H*	W	60-50
M 4	N.C. State (-/8)	H*	L	47-67
M 8	Pennsylvania	A	L	50-68

N1 - Norfolk, Va.

N2 - Dixie Classic, Raleigh, N.C.

N3 - Madison Square Garden, New York, N.Y.

* - Southern Conference Tournament, Durham, N.C.

1950-51

Record: 20-13

Head Coach: Harold Bradley

D 2	Hanes Hosierey	A	W	76-71
D 5	McCrery	A	W	72-60
D 9	Virginia	N1	W	77-57
D 15	VMI	A	W	86-66
D 16	Washington & Lee	A	W	97-69
D 22	George Washington	A	W	70-67
D 23	Bradley (-/2)	A	L	58-93
D 28	Colgate	N2	L	69-84
D 29	North Carolina	N2	W	71-63
D 30	Tulane	N2	W	74-72
J 1	Canisius	A	L	57-69
J 3	Pennsylvania	A	L	76-85
J 6	N.C. State (-/7)	H	L	71-77
J 11	South Carolina	H	W	60-58
J 13	West Virginia	H	W	77-73
J 15	William & Mary	A	L	57-74
J 27	Wake Forest	H	L	56-65
J 29	Davidson	H	W	90-68
J 30	South Carolina	A	L	62-82
F 2	North Carolina	A	L	68-71
F 3	NYU	H	L	73-79
F 5	George Washington	H	W	85-70
F 6	William & Mary	H	W	61-54
F 10	N.C. State (-/10)	A	L	65-75
F 12	Davidson	A	W	94-73
F 14	Washington & Lee	H	W	94-68
F 16	Maryland	A	W	49-40
F 17	Navy	A	L	60-85
F 19	Wake Forest	A	W	69-64
F 23	North Carolina	H	W	84-72
M 1	Virginia Tech	N3	W	64-61
M 2	William & Mary	N3	W	71-69
M 3	N.C. State (-/8)	N3	L	63-67

N1 - Norfolk, Va.

N2 - Dixie Classic, Raleigh, N.C.

N3 - Southern Conference Tournament, Raleigh, N.C.

1951-52

Record: 24-6

Head Coach: Harold Bradley

D 1	Temple	H	W	85-48
D 3	Hanes Hosierey	A	W	78-68
D 5	North Carolina	H	W	77-59
D 8	Bradley	H	W	87-69
D 11	Furman (12/-)	N1	L	72-73
D 15	VMI (12/-)	H	W	102-45
D 18	Davidson (19/-)	H	W	88-49
D 21	George Washington (19/-)	A	W	98-76
D 22	West Virginia (19/-)	A	L	74-95
D 27	Columbia	N2	L	58-66
D 28	Wake Forest	N2	W	79-74
D 29	Southern Cal	N2	L	69-87
J 2	Pennsylvania	H	W	62-52
J 5	N.C. State (-/17) **	H	L	70-72
J 10	NYU (-/13)	N3	W	74-72
J 12	Temple	A	W	86-65
J 26	Wake Forest	H	W	90-69
F 1	North Carolina	A	W	73-66
F 2	George Washington	H	W	89-74
F 7	William & Mary	H	W	68-62
F 9	Navy •	A	W	70-68
F 12	N.C. State	A	W	71-58
F 18	Maryland	H	W	56-51
F 21	Wake Forest	A	W	87-62
F 23	South Carolina	A	W	96-82

F 26	Davidson (15/-)	A	W	58-50
F 29	North Carolina (15/-)	H	W	94-64
M 6	Maryland (12/-)	N4	W	51-48
M 7	West Virginia (12/9)	N4	W	90-88
M 8	N.C. State (12/-)	N4	L	68-77

N1 - Shelby, N.C.

N2 - Dixie Classic, Raleigh, N.C.

N3 - Madison Square Garden, New York, N.Y.

N4 - Southern Conference Tournament, Raleigh, N.C.

1952-53

Record: 17-8

Head Coach: Harold Bradley

D 1	Vanderbilt	H	W	94-88
D 6	Wake Forest	H	L	86-91
D 9	Washington & Lee	A	W	91-80
D 13	Tennessee	A	W	89-82
D 16	Davidson	H	W	94-65
D 20	Temple	A	L	64-67
D 22	George Washington	A	L	87-113
D 29	Brigham Young	N1	L	68-69
D 30	Pennsylvania	N1	L	80-97
D 31	Princeton	N1	W	74-59
J 7	South Carolina	A	W	76-67
J 10	N.C. State (-/9)	H	L	64-82
J 13	VMI	H	W	78-55
J 31	Navy (-/16)	H	W	78-73
F 3	West Virginia	H	W	91-86
F 5	NYU	H	W	89-82
F 6	North Carolina (-/12)	A	W	95-89
F 9	George Washington	H	W	83-80
F 12	Wake Forest •	A	W	101-99
F 14	N.C. State (-/12)	A	W	84-82
F 19	William & Mary (18/-)	A	L	82-85
F 21	South Carolina (18/-)	H	W	98-68
F 23	Davidson (18/-)	A	W	99-72
F 27	North Carolina	H	W	83-58
M 5	Maryland	N2	L	65-74

N1 - Dixie Classic, Raleigh, N.C.

N2 - Southern Conference Tournament, Raleigh, N.C.

1953-54

Record: 21-6

Head Coach: Harold Bradley

D 2	Furman	H	W	110-76
D 5	Tennessee	H	W	101-61
D 7	Vanderbilt	A	L	66-71
D 12	William & Mary	H	W	109-44
D 15	Davidson (13/-)	H	W	78-37
D 19	West Virginia (13/-)	A	W	67-64
D 21	Kentucky (13/2)	N1	L	69-85
D 22	UCLA (-/13)	N1	L	67-72
D 28	Oregon State (-/12)	N2	W	71-61
D 29	Wake Forest	N2	W	83-66
D 30	Navy	N2	W	98-83
J 2	Virginia	H	W	86-64
J 4	South Carolina	A	W	89-69
J 6	Virginia Tech (8/-)	H	W	82-45
J 9	N.C. State (8/20)	H	W	87-85
J 12	Wake Forest (9/-)	A	L	89-96
J 30	Navy (20/-)	A	W	82-65
F 4	North Carolina (8/-)	H	W	63-47
F 6	George Washington (8/11)	H	L	71-76
F 9	N.C. State (15/19)	A	W	90-89
F 13	Virginia Tech (15/-)	A	W	107-53
F 16	Maryland (14/11)	A	W	68-61
F 20	North Carolina (14/-)	A	W	67-63
F 23	South Carolina (10/-)	H	W	89-55
F 26	Wake Forest (10/-)	H	W	90-81
M 4	Virginia (11/-)	N3	W	96-68
M 5	N.C. State (11/18)	N3	L	75-79

N1 - Kentucky Invitational, Louisville, Ky.

N2 - Dixie Classic, Raleigh, N.C.

N3 - ACC Tournament, Raleigh, N.C.

2013-14 DUKE MEN'S BASKETBALL

1954-55

Record: 20-8

ACC: 11-3 (2nd)

Head Coach: Harold Bradley

D 3	Clemson	H	W	115-54
D 7	Maryland (17/-)	A	L	47-49
D 10	South Carolina (17/-)	H	W	95-55
D 14	Davidson	A	W	107-75
D 17	Maryland	H	W	68-61
D 20	Pittsburgh	A	W	90-68
D 27	West Virginia (-/12)	N1	W	92-79
D 28	Minnesota (18/11)	N1	L	73-79
D 29	North Carolina (18/-)	N1	L	52-65
J 3	Florida State (18/-)	H	W	97-75
J 5	Temple (17/-)	H	W	81-64
J 8	N.C. State (17/3)	H	L	91-96
J 11	Clemson	A	W	75-66
J 12	South Carolina	A	W	82-64
J 15	Virginia	H	W	109-89
J 31	Geo. Washington (-/16)	A	L	73-92
F 4	North Carolina	A	W	91-68
F 5	West Virginia	H	W	115-75
F 9	Wake Forest	A	W	75-73
F 12	Navy	A	W	71-56
F 15	N.C. State (-/7)	A	L	78-84
F 19	Wake Forest	H	W	84-65
F 22	Virginia	A	W	105-92
F 25	North Carolina	H	W	96-74
M 3	South Carolina	N2	W	83-67
M 4	Virginia •	N2	W	90-77
M 5	N.C. State (-/15)	N2	L	77-87
M 8	Villanova	N3	L	73-74

N1 - Dixie Classic, Raleigh, N.C.

N2 - ACC Tournament, Raleigh, N.C.

N3 - NCAA Tournament, New York, N.Y.

1955-56

Record: 19-7

ACC: 10-4 (T3rd)

Head Coach: Harold Bradley

D 2	Clemson	H	W	97-63
D 9	South Carolina	H	W	82-68
D 10	Georgia Tech	H	W	87-66
D 16	Pennsylvania	A	W	98-80
D 17	Villanova	A	W	86-76
D 20	Pittsburgh (14/-)	A	W	92-54
D 29	Wyoming (8/-)	N1	W	

1956-57**Record:** 13-11 **ACC:** 8-6 (3rd)

Head Coach: Harold Bradley			
N 30	Georgia Tech	A	W 71-61
D 4	Clemson	A	W 84-78
D 5	South Carolina	N1	W 104-76
D 14	Alabama (-9)	N2	W 89-78
D 15	West Virginia (-13)	N2	L 82-83
D 18	Kentucky (13/7)	H	W 85-84
D 27	West Virginia (9/4)	N3	W 73-67
D 28	North Carolina (9/2)	N3	L 71-87
D 29	N.C. State (9/-)	N3	L 80-102
J 5	N.C. State	H	W 92-85
J 10	Maryland (15/-)	A	L 51-62
J 12	Clemson (15/-)	H	W 80-70
J 29	Wake Forest (19/13)	A	L 59-77
J 31	Maryland (19/-)	H	W 72-60
F 2	Navy (19/-) *	A	L 69-71
F 5	Pittsburgh	H	W 90-72
F 9	North Carolina (-1)	A	L 73-75
F 12	N.C. State (14/-)	A	L 72-79
F 16	Wake Forest (17/11)	H	W 75-64
F 19	Virginia (16/-)	A	L 81-90
F 23	South Carolina (16/-)	H	W 94-81
F 27	Virginia	H	W 81-66
M 1	North Carolina (-1)	H	L 72-86
M 7	South Carolina	N4	L 81-84

N1 - Charlotte, N.C.
N2 - Birmingham Tournament, Birmingham, Ala.
N3 - Dixie Classic, Raleigh, N.C.
N4 - ACC Tournament, Raleigh, N.C.

1957-58**Record:** 18-7 **ACC:** 11-3 (1st)

Head Coach: Harold Bradley			
D 2	Kentucky	A	L 74-78
D 6	Clemson	H	W 79-66
D 14	Villanova	H	W 60-53
D 17	South Carolina	A	L 51-62
D 21	Pittsburgh **	A	L 84-87
D 26	Seton Hall	N1	W 69-62
D 27	North Carolina (-4)	N1	L 62-76
D 28	Wake Forest *	N1	W 79-75
J 4	NYU	A	W 67-60
J 8	Maryland (-11)	A	L 49-74
J 11	N.C. State (-13) **	H	W 76-75
J 27	West Virginia (-1)	H	W 72-68
J 30	Virginia	H	W 88-71
F 1	Wake Forest	A	W 70-56
F 3	South Carolina	H	W 61-49
F 4	Clemson (13/-)	N2	W 73-57
F 8	North Carolina (13/7)	A	W 91-75
F 11	N.C. State (8/10)	A	W 65-48
F 15	Wake Forest (8/-)	H	W 71-59
F 19	Navy (7/-)	A	W 77-63
F 21	Maryland (7/14)	H	W 68-59
F 25	Virginia (6/-) ***	A	L 68-70
F 28	North Carolina (6/9)	H	W 59-46
M 6	Wake Forest (6/-)	N3	W 51-44
M 7	Maryland (6/17) *	N3	L 65-71

N1 - Dixie Classic, Raleigh, N.C.
N2 - Charlotte, N.C.
N3 - ACC Tournament, Raleigh, N.C.

1958-59**Record:** 13-12 **ACC:** 7-7 (T3rd)

Head Coach: Harold Bradley			
D 5	Clemson	A	L 55-56
D 8	Kentucky	H	L 64-78
D 12	West Virginia (-4)	A	L 63-101
D 15	South Carolina	H	W 68-61
D 19	Pennsylvania	A	W 66-57
D 20	Villanova	A	L 67-74
D 29	Michigan State (-9)	N1	L 57-82
D 30	Yale	N1	W 56-53
D 31	Louisville	N1	W 57-54
J 5	Wake Forest	A	W 58-57
J 7	Maryland	A	L 33-64
J 10	N.C. State (-2)	H	L 60-67
J 13	Clemson	H	W 45-41
J 15	Virginia	A	L 67-86
J 17	Maryland	H	W 78-69
J 31	Pittsburgh	H	W 75-66
F 3	South Carolina	A	W 80-72
F 6	North Carolina (-2)	H	L 80-89
F 10	N.C. State (-6)	A	L 72-80

F 14	Navy	H	W 64-63
F 17	Wake Forest	H	W 85-78
F 20	Virginia	H	W 71-63
F 28	North Carolina (-3)	A	L 62-72
M 5	Wake Forest	N2	W 78-71
M 6	North Carolina (-5)	N2	L 71-74

N1 - Dixie Classic, Raleigh, N.C.
N2 - ACC Tournament, Raleigh, N.C.

1959-60**Record:** 17-11 **ACC:** 7-7 (4th)

Head Coach: Vic Bubas			
▶ ACC Champions			
▶ NCAA Elite Eight			
D 1	Georgia Tech	H	L 49-59
D 5	Clemson	H	W 68-59
D 12	South Carolina	A	W 72-70
D 18	Alabama	N1	W 78-60
D 19	Navy	N1	W 76-71
D 28	Utah (16/6)	N2	W 63-52
D 29	North Carolina (18/-)	N2	L 53-75
D 30	Dayton (18/-)	N2	L 63-71
J 4	Bucknell	H	W 72-36
J 9	N.C. State	H	W 47-34
J 12	Clemson	A	W 50-41
J 16	Maryland	H	L 48-56
J 30	South Carolina	H	W 79-65
F 3	Wake Forest	A	L 63-80
F 6	Navy	A	W 58-48
F 9	N.C. State	A	L 53-63
F 13	North Carolina (-13)	A	L 58-84
F 16	Virginia	H	W 78-66
F 18	Maryland	A	L 61-71
F 20	Wake Forest	H	L 64-83
F 22	Virginia	A	W 79-63
F 27	North Carolina	H	L 50-75
M 3	South Carolina	N3	W 82-69
M 4	North Carolina (-16)	N3	W 71-69
M 5	Wake Forest (-18)	N3	W 63-59
M 8	Princeton (18/-)	N4	W 84-60
M 11	St. Joseph's (18/-)	N5	W 58-56
M 12	NYU (18/12)	N5	L 59-74

N1 - Birmingham Classic, Birmingham, Ala.
N2 - Dixie Classic, Raleigh, N.C.
N3 - ACC Tournament, Raleigh, N.C.
N4 - NCAA Tournament, New York, N.Y.
N5 - NCAA Tournament, Charlotte, N.C.

1960-61**Record:** 22-6 **ACC:** 10-4 (3rd)

Head Coach: Vic Bubas			
D 3	Louisiana State *	H	W 80-74
D 9	Penn State	N1	W 69-46
D 10	West Virginia	N1	W 66-64
D 12	South Carolina	H	W 107-79
D 15	Clemson (8/-)	A	W 75-58
D 19	Georgia Tech (8/15)	A	W 61-48
D 21	Florida (7/-)	N2	W 83-64
D 29	Wyoming (6/-)	N3	W 86-59
D 30	Marquette (6/-)	N3	W 86-73
D 31	North Carolina (6/11)	N3	L 71-76
J 3	Navy (8/-)	N4	W 78-63
J 7	N.C. State (8/-)	H	W 81-67
J 11	Virginia (8/-) *	A	W 92-90
J 14	Maryland (8/-)	H	W 70-62
J 28	Clemson (5/-)	H	W 79-59
J 31	South Carolina (4/-)	A	W 107-94
F 4	North Carolina (4/5)	H	W 81-77
F 7	N.C. State (3/-)	A	L 59-61
F 9	Wake Forest (3/-)	H	W 100-90
F 14	Wake Forest (3/-)	A	L 89-103
F 16	Maryland (3/-)	A	L 71-76
F 18	Navy (3/-)	A	W 75-73
F 20	Virginia (3/-)	H	W 77-66
F 23	Seton Hall (6/-)	A	W 112-78
F 25	North Carolina (6/7) *	A	L 66-69
M 2	Virginia (9/-)	N5	W 89-54
M 3	South Carolina (9/-)	N5	W 92-75
M 4	Wake Forest (9/-)	N5	L 81-96

N1 - Charlotte, N.C.
N2 - Jacksonville, Fla.
N3 - Dixie Classic, Raleigh, N.C.
N4 - Greensboro, N.C.
N5 - ACC Tournament, Raleigh, N.C.

1961-62**Record:** 20-5 **ACC:** 11-3 (2nd)

Head Coach: Vic Bubas			
D 1	Florida (7/-)	H	W 80-58
D 5	Davidson (7/-)	H	W 117-72
D 8	Louisville (7/-)	H	W 86-56
D 11	Clemson (7/-)	H	W 89-66
D 13	South Carolina (7/-)	A	W 76-69
D 15	Duquesne (7/-)	N1	L 61-66
D 16	Arizona (7/-)	N1	W 78-47
D 18	West Virginia (7/-)	A	W 69-65
D 30	Wake Forest (10/-)	N2	W 75-73
J 3	Penn State (8/-)	H	W 95-55
J 6	N.C. State (8/-)	H	L 60-61
J 11	Clemson (10/-)	A	W 104-96
J 13	Maryland (10/-)	H	W 84-68
J 27	Wake Forest (7/-)	H	W 82-68
J 30	South Carolina (6/-)	H	W 89-73
F 3	North Carolina (6/-)	H	W 79-57
F 6	N.C. State (5/-)	A	L 55-71
F 10	Virginia (5/-)	H	W 101-75
F 13	Maryland (7/-)	A	W 79-53
F 15	Wake Forest (7/-)	A	L 79-97
F 17	Navy (7/-)	H	W 91-72
F 19	Virginia (7/-)	A	W 97-71
F 24	North Carolina (8/-)	A	W 82-74
M 1	Maryland (8/-)	N3	W 71-58
M 2	Clemson (8/-)	N3	L 72-77

N1 - Steel Bowl, Pittsburgh, Pa.
N2 - Greensboro, N.C.
N3 - ACC Tournament, Raleigh, N.C.

1962-63**Record:** 27-3 **ACC:** 14-0 (1st)

Head Coach: Vic Bubas			
▶ ACC Champions			
▶ NCAA Final Four			
D 1	Davidson (2/-)	H	W 76-68
D 4	South Carolina (2/-)	H	W 95-63
D 8	Maryland (2/-)	H	W 92-56
D 11	Vanderbilt (2/-)	H	W 90-70
D 13	Clemson (2/-)	A	W 92-67
D 15	Louisville (2/-)	A	W 76-75
D 18	Davidson (2/-)	A	L 69-72
D 21	Miami (2/-)	A	L 69-71
D 28	Princeton (8/-)	H	W 85-74
D 29	Wake Forest (8/-)	N1	W 113-87
J 2	Virginia (7/-)	H	W 82-65
J 5	N.C. State (7/-)	H	W 78-52
J 9	Navy (6/-)	A	W 85-70
J 12	Clemson (6/-)	H	W 78-67
J 26	West Virginia (4/6)	H	W 111-71
J 29	South Carolina (3/-)	A	W 88-70
F 2	North Carolina (3/-)	A	W 77-69
F 6	Wake Forest (3/-)	A	W 97-66
F 9	N.C. State (3/-)	A	W 56-55
F 13	Virginia (3/-)	A	W 79-74
F 16	Wake Forest (3/-)	H	W 73-60
F 19	Maryland (2/-)	A	W 76-70
F 23	North Carolina (2/-)	H	W 106-93
F 28	Virginia (2/-)	N2	W 89-70
M 1	N.C. State (2/-)	N2	W 82-65
M 2	Wake Forest (2/-)	N2	W 68-57
M 15	NYU (2/9)	N3	W 81-76
M 16	St. Joseph's (2/-)	N3	W 73-59
M 22	Loyola, Chicago (2/3)	N4	L 75-94
M 23	Oregon State (2/-)	N4	W 85-63

N1 - Greensboro, N.C.
N2 - ACC Tournament, Raleigh, N.C.
N3 - NCAA Tournament, College Park, Md.
N4 - NCAA Final Four, Louisville, Ky.

1963-64**Record:** 26-5 **ACC:** 13-1 (1st)

Head Coach: Vic Bubas			
▶ ACC Champions			
▶ NCAA Final Four			
N 30	Penn State (4/-)	H	W 92-62
D 6	Ohio State (4/7)	N1	W 76-75
D 7	West Virginia (4/-)	N1	W 86-81
D 11	Vanderbilt (3/-) *	A	L 92-97
D 14	Clemson (3/-)	H	W 75-52
D 16	South Carolina (3/-)	A	W 77-70
D 19	Virginia (5/-)	H	W 84-73
D 21	Michigan (5/3)	A	L 67-83
D 30	Auburn (8/-)	N2	W 84-67
D 31	Kentucky (9/1)	N2	L 79-81
J 4	N.C. State (9/-)	H	W 91-70
J 8	Clemson (9/-)	A	W 81-75
J 11	North Carolina (9/-)	H	W 84-64
J 25	Tennessee (8/-) **	N3	W 67-65
J 30	South Carolina (8/-)	H	W 80-67
F 1	Navy (8/-)	H	W 121-63
F 5	N.C. State (7/-)	A	W 66-48
F 8	Maryland (7/-)	A	W 104-72
F 10	Virginia (7/-)	A	W 80-59
F 15	Davidson (5/4)	H	W 82-75
F 18	Wake Forest (4/-)	A	L 71-72
F 22	Maryland (4/-)	H	W 84-63
F 25	Wake Forest (4/-)	H	W 98-83
F 29	North Carolina (4/-)	A	W 104-69
M 5	N.C. State (4/-)	N4	W 75-44
M 6	North Carolina (4/-)	N4	W 65-49
M 7	Wake Forest (4/-)	N4	W 80-59
M 13	Villanova (3/7)	N5	W 87-73
M 14	Connecticut (3/-)	N5	W 101-54
M 20	Michigan (3/2)	N6	W 91-80
M 21	UCLA (3/1)	N6	L 83-98

N1 - West Virginia Centennial, Morgantown, W.Va.
N2 - Sugar Bowl Tournament, New Orleans, La.
N3 - Greensboro, N.C.
N4 - ACC Tournament, Raleigh, N.C.
N5 - NCAA Tournament, Raleigh, N.C.
N6 - NCAA Final Four, Kansas City, Mo.

1964-65**Record:** 20-5 **ACC:** 11-3 (1st)

Head Coach: Vic Bubas			
D 1	Virginia Tech (5/-)	N1	W 98-63
D 5	Michigan (5/1)	H	L 79-86
D 10	Navy (8/-) *	N2	W 93-87
D 12	South Carolina (8/-)	H	W 111-72
D 16	Clemson (6/-)	A	W 80-79
D 19	Virginia (6/-)	A	W 104-91
D 30	Ohio State (8/-) **	A	W 94-89
J 2	Wake Forest (8/-)	N3	W 91-86
J 5	Penn State (6/-)	H	W 121-88
J 9	North Carolina (6/-)	H	L 62-65
J 12	Clemson (10/-)	H	W 106-81
J 16	Wake Forest (10/-)	H	W 105-77
F 1	Maryland (10/-)	H	W 82-64
F 3	N.C. State (6/-)	A	W 84-74
F 6	West Virginia (6/-)	H	W 109-89
F 9	N.C. State (6/-) *	H	W 78-67
F 11	Virginia (6/-)	H	W 136-72
F 13	Wake Forest (6/-)	A	W 93-80
F 17	South Carolina (6/-)	A	W 87-59
F 20	Notre Dame (6/-)	N4	W 101-88
F 23	Maryland (5/-)	A	L 82-85
F 27	North Carolina (5/-)	A	L 66-71
M 4	South Carolina (8/-)	N5	W 62-60
M 5	Wake Forest (8/-)	N5	W 101-81
M 6	N.C. State (8/-)	N5	L 85-91

N1 - Greensboro, N.C.
N2 - Baltimore, Md.
N3 - Greensboro, N.C.
N4 - Chicago, Ill.
N5 - ACC Tournament, Raleigh, N.C.

1965-66
Record: 26-4 **ACC:** 12-2 (1st)
Head Coach: Vic Bubas
 ► ACC Champions
 ► NCAA Final Four

D 1 Virginia Tech (3/-)	N1	W	112-79
D 4 Clemson (3/-)		H	W 83-68
D 6 South Carolina (3/-)	A	L	71-73
D 10 UCLA (6/1)		H	W 82-66
D 11 UCLA (6/1)	N2	W	94-75
D 14 Furman (1/-)		H	W 102-67
D 18 Virginia (1/-)		A	W 75-72
D 21 Michigan (1/3) •	N3	W	100-93
D 31 Notre Dame (1/-)	N1	W	95-73
J 1 Wake Forest (1/-)	N1	W	92-76
J 3 Penn State (1/-)		H	W 83-58
J 8 North Carolina (1/-)		A	W 88-77
J 11 Clemson (1/-)		A	W 87-85
J 13 Maryland (1/-)		H	W 76-61
J 15 Wake Forest (1/-)		H	W 101-81
J 29 N.C. State (1/-)		H	W 84-77
F 7 West Virginia (1/-)		A	L 90-94
F 10 N.C. State (2/-)		A	W 78-74
F 12 Virginia (2/-)		H	W 81-55
F 14 South Carolina (2/-)		H	W 41-38
F 19 Maryland (2/-)		A	W 74-69
F 22 Wake Forest (2/-) •	A	L	98-99
F 6 North Carolina (2/-)		H	W 77-63
M 3 Wake Forest (3/-)	N4	W	103-73
M 4 North Carolina (3/-)	N4	W	21-20
M 5 N.C. State (3/-)	N4	W	71-66
M 11 St. Joseph's (2/5)	N5	W	76-74
M 12 Syracuse (2/-)	N5	W	91-81
M 18 Kentucky (2/1)	N6	L	79-83
M 19 Utah (2/-)	N6	W	79-77

N1 - Greensboro, N.C.
 N2 - Charlotte, N.C.
 N3 - Detroit, Mich.
 N4 - ACC Tournament, Raleigh, N.C.
 N5 - NCAA Tournament, Raleigh, N.C.
 N6 - NCAA Final Four, College Park, Md.

1966-67
Record: 18-9 **ACC:** 9-3 (2nd)
Head Coach: Vic Bubas

D 2 Virginia Tech (4/-)	N1	L	71-85
D 3 Michigan (4/-)		H	W 96-75
D 9 UCLA (7/1)		A	L 54-88
D 10 UCLA (7/1)		A	L 87-107
D 13 Vanderbilt		H	W 97-89
D 16 Virginia		H	W 98-82
D 29 Ohio State	N2	L	82-83
D 30 Wake Forest	N2	W	78-73
J 3 Penn State		H	W 89-84
J 7 North Carolina (-/3)		H	L 56-59
J 10 Clemson		H	W 85-61
J 14 Maryland •		A	W 72-69
J 28 N.C. State		H	W 99-60
F 1 Virginia		A	W 100-77
F 4 West Virginia	N2	W	91-75
F 8 N.C. State		A	W 69-65
F 11 Louisiana-Lafayette		H	W 94-83
F 14 Clemson		A	L 68-73
F 18 Maryland		H	W 81-58
F 21 Wake Forest		H	W 97-84
F 25 Notre Dame	N1	W	77-65
F 28 Wake Forest		A	W 113-71
M 4 North Carolina (-/3)		A	L 79-92
M 9 Virginia	N3	W	99-78
M 10 South Carolina	N3	W	69-66
M 11 North Carolina (-/4)	N3	L	73-83
M 13 Southern Illinois	N4	L	63-72

N1 - Charlotte, N.C.
 N2 - Greensboro, N.C.
 N3 - ACC Tournament, Greensboro, N.C.
 N4 - NIT Tournament, New York, N.Y.

1967-68
Record: 22-6 **ACC:** 11-3 (2nd)
Head Coach: Vic Bubas

D 1 Virginia Tech	N1	W	74-66
D 6 Michigan		A	W 93-72
D 9 Alabama		A	W 86-80
D 13 Virginia		H	W 103-61
D 16 Vanderbilt (-/3)		A	L 75-76
D 19 Princeton		H	W 85-79
D 30 Wake Forest	N1	W	103-76
J 3 Davidson		H	W 89-84
J 6 North Carolina (-/3)		A	L 72-75
J 9 Clemson		H	W 101-79
J 13 Maryland		A	W 84-52
J 27 N.C. State		H	W 82-76
J 30 South Carolina (9/-)		A	L 80-83
F 1 Virginia (9/-)		A	W 90-78
F 6 Maryland		H	W 85-64
F 8 Southern Illinois	N2	W	78-54
F 10 Notre Dame	N3	W	73-67
F 14 Wake Forest (10/-)		H	W 105-65
F 17 Temple (10/-)		H	W 92-57
F 20 Clemson (8/-)		A	W 82-70
F 22 Wake Forest (8/-)		A	W 50-41
F 24 South Carolina (8/-)		H	L 50-56
F 28 N.C. State (10/-)		A	W 71-61
M 2 North Carolina (10/3) •••	H	W	87-86
M 7 Clemson (6/-)	N4	W	43-40
M 8 N.C. State (6/-)	N4	L	10-12
M 14 Oklahoma City (10/-)	N5	W	97-81
M 18 St. Peter's (10/-)	N5	L	71-100

N1 - Greensboro, N.C.
 N2 - New York, N.Y.
 N3 - Chicago, Ill.
 N4 - ACC Tournament, Charlotte, N.C.
 N5 - NIT Tournament, New York, N.Y.

1968-69
Record: 15-13 **ACC:** 8-6 (T3rd)
Head Coach: Vic Bubas

N 30 Virginia Tech (17/-)	N1	W	87-76
D 2 Alabama (17/-)		H	W 86-48
D 7 Princeton (16/-)	N2	W	81-62
D 9 Michigan (16/-)		H	L 80-90
D 11 Virginia (9/-)		A	L 75-81
D 14 East Tennessee State (9/-)H	L	63-71	
D 20 Wake Forest	N1	L	78-106
D 28 Clemson		H	W 96-70
D 30 Western Kentucky	N3	W	73-72
D 31 Iowa	N3	W	85-82
J 4 North Carolina (-/4)		A	L 70-94
J 8 Wake Forest		A	W 85-81
J 11 Maryland		H	W 96-85
J 25 N.C. State		H	L 74-77
J 28 Temple		A	L 69-73
F 1 South Carolina (-/19)		A	L 57-64
F 5 Clemson		A	W 85-76
F 8 South Carolina		H	L 72-82
F 10 Maryland		A	W 93-83
F 12 Wake Forest		H	W 122-93
F 15 West Virginia		A	L 88-90
F 17 Virginia		H	W 100-81
F 19 Davidson (-/5) •		A	L 80-88
F 26 N.C. State		A	L 73-88
M 1 North Carolina (-/2)		H	W 87-81
M 6 Virginia	N4	W	99-86
M 7 South Carolina (-/13)	N4	W	68-59
M 8 North Carolina (-/4)	N4	L	74-85

N1 - Greensboro, N.C.
 N2 - New York, N.Y.
 N3 - Sugar Bowl Tournament, New Orleans, La.
 N4 - ACC Tournament, Charlotte, N.C.

1969-70
Record: 17-9 **ACC:** 8-6 (4th)
Head Coach: Bucky Waters

D 1 Virginia Tech ••	N1	W	66-63
D 6 Virginia		H	W 57-45
D 10 Michigan		A	W 73-68
D 13 William & Mary		H	W 84-77
D 15 East Carolina		H	W 80-65

D 19 Dayton	N2	W	72-67
D 20 Kentucky (-/1)	N2	L	76-98
D 23 Wake Forest	N1	W	98-90
J 3 Penn State		H	W 93-43
J 7 Wake Forest (19/-) •		H	W 78-72
J 10 North Carolina (19/4)		A	L 78-86
J 24 N.C. State (16/10)		H	L 76-77
J 28 Maryland		A	L 50-52
J 31 South Carolina (-/4)		H	L 55-67
F 4 Clemson		A	W 92-88
F 7 West Virginia	N1	W	82-70
F 9 Clemson		H	W 91-75
F 11 Wake Forest		A	W 67-65
F 14 South Carolina (-/2)		A	L 65-82
F 18 Davidson (-/9) •		A	W 79-76
F 21 Maryland		H	W 87-76
F 23 Virginia		A	L 57-61
F 25 N.C. State (-/14)		A	W 71-69
F 28 North Carolina (-/19)		H	W 91-83
M 5 Wake Forest	N3	L	73-81
M 14 Utah	N4	L	75-78

N1 - Greensboro, N.C.
 N2 - Kentucky Invitational, Lexington, Ky.
 N3 - ACC Tournament, Charlotte, N.C.
 N4 - NIT Tournament, New York, N.Y.

1970-71
Record: 20-10 **ACC:** 9-5 (3rd)
Head Coach: Bucky Waters

D 1 Princeton (13/-)	N1	W	79-75
D 5 Virginia (13/-)		A	L 70-75
D 7 Michigan (13/-)		H	W 95-74
D 12 South Carolina (-/2)		A	L 78-98
D 15 Virginia Tech		H	W 104-75
D 18 Wake Forest	N2	L	77-83
D 19 North Carolina (-/20)	N2	L	81-83
D 22 Dayton		A	W 70-64
D 26 Santa Clara		H	W 86-80
D 29 Northwestern	N3	W	93-87
D 30 Penn State	N3	W	67-56
J 6 Wake Forest		A	W 68-67
J 9 North Carolina (-/20)		A	L 74-79
J 13 N.C. State		H	L 89-93
J 16 Clemson		A	W 82-56
F 1 South Carolina (-/10)		H	W 82-71
F 6 Maryland		H	L 79-88
F 10 Wake Forest		H	W 83-78
F 13 Maryland		A	W 70-67
F 16 Davidson	N1	W	64-55
F 20 Virginia		H	W 101-69
F 24 N.C. State		A	W 82-78
F 27 Seton Hall		A	W 89-61
M 2 Clemson		H	W 70-60
M 6 North Carolina (-/12)		H	W 92-83
M 11 N.C. State (19/-)	N4	L	61-68
M 20 Dayton	N5	W	68-60
M 22 Tennessee (-/17)	N5	W	78-64
M 25 North Carolina (-/13)	N5	L	67-73
M 27 St. Bonaventure •	N5	L	88-92

N1 - Greensboro, N.C.
 N2 - Big Four Tournament, Greensboro, N.C.
 N3 - Holiday Classic, Greensboro, N.C.
 N4 - ACC Tournament, Greensboro, N.C.
 N5 - NIT Tournament, New York, N.Y.

1971-72
Record: 14-12 **ACC:** 6-6 (T4th)
Head Coach: Bucky Waters

D 1 Richmond		H	W 54-42
D 4 Virginia		H	L 77-86
D 7 Pennsylvania (-/10) •		H	L 49-50
D 11 East Carolina		H	W 71-62
D 17 N.C. State	N1	L	62-67
D 18 Wake Forest	N1	W	70-58
D 23 Dayton		H	W 68-66
D 27 St. Peter's	N2	L	74-77
D 28 Syracuse	N2	L	72-74
J 5 Virginia Tech	N3	W	83-73
J 12 N.C. State		A	L 58-85
J 15 Clemson		H	W 71-69
J 19 Canisius		H	W 86-58

J 22 North Carolina (-/3)		H	W 76-74
J 26 Wake Forest		H	W 77-66
F 5 Maryland		A	L 58-77
F 9 Wake Forest		A	L 57-62
F 12 William & Mary		H	W 87-69
F 16 Davidson		A	L 72-74
F 19 Virginia (-/6)		A	W 86-76
F 23 N.C. State •		H	W 74-73
F 26 Maryland (-/12)		H	W 68-59
M 1 Clemson		A	L 40-59
M 4 North Carolina (-/3)		A	L 69-93
M 9 N.C. State	N4	W	73-60
M 10 North Carolina (-/3)	N4	L	48-63

N1 - Big Four Tournament, Greensboro, N.C.
 N2 - ECAC Holiday Festival, New York, N.Y.
 N3 - Charlotte, N.C.
 N4 - ACC Tournament, Greensboro, N.C.

1972-73
Record: 12-14 **ACC:** 4-8 (T4th)
Head Coach: Bucky Waters

D 2 William & Mary		H	W 98-74
D 8 Santa Clara	N1	W	69-65
D 9 San Francisco	N1	L	68-72
D 12 East Carolina		H	W 108-74
D 15 North Carolina (-/11)	N2	L	86-91
D 16 Wake Forest	N2	W	80-67
D 27 UNLV	N3	L	83-89
D 28 Purdue	N3	L	77-82
D 30 Harvard		H	W 102-76
J 3 Virginia •		A	L 74-80
J 6 Wake Forest		A	L 80-83
J 10 N.C. State		A	L 87-94
J 13 Clemson		H	W 75-73
J 17 Davidson		A	W 78-75
J 20 North Carolina (-/4)		A	L 71-82
J 24 Richmond		A	W 70-66
J 27 Georgia Tech		A	L 86-88
F 3 Maryland (-/3)		H	W 85-81
F 7 Wake Forest		H	W 84-71
F 13 Virginia		H	W 90-66
F 17 Notre Dame		H	W 86-74
F 21 N.C. State		H	L 50-74
F 24 Maryland (-/8)		A	L 68-96
F 28 Clemson		A	L 50-75
M 3 North Carolina (-/7)		H	L 70-72
M 8 Virginia	N4	L	55-59

N1 - Cable Car Classic, San Francisco, Calif.
 N2 - Big Four Tournament, Greensboro, N.C.
 N3 - Las Vegas Classic, Las Vegas, Nev.
 N4 - ACC Tournament, Greensboro, N.C.

1973-74
Record: 10-16 **ACC:** 2-10 (7th)
Head Coach: Neill McGeachy

D 1 East Carolina		H	W 82-69
D 3 William & Mary		A	W 93-79
D 8 Virginia		A	L 82-104
D 10 Appalachian State		H	W 83-53
D 26 Western Kentucky	N1	W	75-69
D 27 Florida	N1	L	60-77
D 29 Yale		H	W 105-80
J 4 Wake Forest	N2	L	61-64
J 5 North Carolina (-/4)	N2	L	75-84
J 12 Pittsburgh		A	L 46-62
J 16 Clemson		H	W 63-50
J 19 North Carolina (-/5)		H	L 71-73
J 23 Wake Forest		H	L 71-90
J 26 Princeton		A	W 73-65
J 30 Davidson		H	W 89-72
F 2 Maryland (-/6)		A	L 83-104
F 4 N.C. State		H	L 78-92
F 6 Wake Forest		A	L 67-74
F 9 Notre Dame (-/3)		A	L 68-87
F 13 Virginia		H	W 88-78
F 16 Georgia Tech		H	W 70-60
F 20 N.C. State		A	L 87-113
F 23 Maryland (-/5)		H	L 61-64
F 27 Clemson		A	L 68-74
M 2 North Carolina (-/4) •		A	L 92-96
M 7 Maryland (-/4)	N3	L	66-85

N1 - Gator Bowl Classic, Jacksonville, Fla.
 N2 - Big Four Tournament, Greensboro, N.C.
 N3 - ACC Tournament, Greensboro, N.C.

2013-14 DUKE MEN'S BASKETBALL

MEDIA GUIDE

1974-75

Record: 13-13 ACC: 2-10 (T6th)

Head Coach: Bill Foster

Table listing basketball games for 1974-75 season with columns for date, opponent, score, and location.

N1 - Carolina Classic, Columbia, S.C.
N2 - Holiday Doubleheader, Raleigh, N.C.
N3 - Big Four Tournament, Greensboro, N.C.
N4 - ACC Tournament, Greensboro, N.C.

1975-76

Record: 13-14 ACC: 3-9 (7th)

Head Coach: Bill Foster

Table listing basketball games for 1975-76 season with columns for date, opponent, score, and location.

N1 - Holiday Doubleheader, Raleigh, N.C.
N2 - Big Four Tournament, Greensboro, N.C.
N3 - Greensboro, N.C.
N4 - ACC Tournament, Landover, Md.

1976-77

Record: 14-13 ACC: 2-10 (T6th)

Head Coach: Bill Foster

Table listing basketball games for 1976-77 season with columns for date, opponent, score, and location.

Table listing basketball games for 1977-78 season (top portion) with columns for date, opponent, score, and location.

N1 - Big Four Tournament, Greensboro, N.C.
N2 - New York, N.Y.
N3 - Holiday Doubleheader, Raleigh, N.C.
N4 - ACC Tournament, Greensboro, N.C.

1977-78

Record: 27-7 ACC: 8-4 (2nd)

Head Coach: Bill Foster

- ACC Champions
► NCAA Elite Eight
► NCAA Final Four

Table listing basketball games for 1977-78 season (bottom portion) with columns for date, opponent, score, and location.

N1 - Big Four Tournament, Greensboro, N.C.
N2 - Raleigh, N.C.
N3 - ACC Tournament, Greensboro, N.C.
N4 - NCAA Tournament, Charlotte, N.C.
N5 - NCAA Tournament, Providence, R.I.
N6 - NCAA Final Four, St. Louis, Mo.

1978-79

Record: 22-8 ACC: 9-3 (T1st)

Head Coach: Bill Foster

Table listing basketball games for 1978-79 season with columns for date, opponent, score, and location.

Table listing basketball games for 1979-80 season (top portion) with columns for date, opponent, score, and location.

N1 - Big Four Tournament, Greensboro, N.C.
N2 - ECAC Holiday Tournament, New York, N.Y.
N3 - Holiday Doubleheader, Raleigh, N.C.
N4 - Charlotte, N.C.
N5 - ACC Tournament, Greensboro, N.C.
N6 - NCAA Tournament, Raleigh, N.C.

1979-80

Record: 24-9 ACC: 7-7 (T5th)

Head Coach: Bill Foster

- ACC Champions
► NCAA Elite Eight

Table listing basketball games for 1979-80 season (bottom portion) with columns for date, opponent, score, and location.

*H - Iron Duke Classic, Durham, N.C.
N1 - Tip Off Classic, Springfield, Mass.
N2 - Big Four Tournament, Greensboro, N.C.
N3 - Industrial National Classic, Providence, R.I.
N4 - Madison, Wis.
N5 - ACC Tournament, Greensboro, N.C.
N6 - NCAA Tournament, West Lafayette, Ind.
N7 - NCAA Tournament, Lexington, Ky.

1980-81

Record: 17-13 ACC: 6-8 (T5th)

Head Coach: Mike Krzyzewski

Table listing basketball games for 1980-81 season with columns for date, opponent, score, and location.

Table listing basketball games for 1981-82 season (top portion) with columns for date, opponent, score, and location.

*H - Iron Duke Classic, Durham, N.C.
**H - NIT Tournament, Durham, N.C.
N1 - Big Four Tournament, Greensboro, N.C.
N2 - Sugar Bowl Tournament, New Orleans, La.
N3 - ACC Tournament, Landover, Md.
N4 - NIT Tournament, West Lafayette, Ind.

1981-82

Record: 10-17 ACC: 4-10 (T6th)

Head Coach: Mike Krzyzewski

Table listing basketball games for 1981-82 season (bottom portion) with columns for date, opponent, score, and location.

*H - Iron Duke Classic, Durham, N.C.
N1 - East Rutherford, N.J.
N2 - ACC Tournament, Greensboro, N.C.

1982-83

Record: 11-17 ACC: 3-11 (7th)

Head Coach: Mike Krzyzewski

Table listing basketball games for 1982-83 season with columns for date, opponent, score, and location.

N1 - ACC Tournament, Atlanta, Ga.

MEDIA GUIDE

2013-14 DUKE MEN'S BASKETBALL

1983-84
Record: 24-10 **ACC:** 7-7 (T3rd)
Head Coach: Mike Krzyzewski

N 26	Vanderbilt	H	W	78-74
N 30	William & Mary	A	W	70-68
D 3	Davidson	A	W	90-63
D 5	South Florida	H	W	95-66
D 7	Ohio Univ.	H	W	82-63
D 10	East Carolina	H	W	80-64
D 12	Massachusetts	H	W	88-56
D 21	Colorado	H	W	79-72
D 28	Southern Methodist	N1	L	76-78
D 29	Pacific	N1	W	68-66
D 30	Navy	N1	W	90-79
J 4	Loyola, Md.	H	W	92-68
J 7	Virginia (-/20)	A	W	78-72
J 9	Bucknell	H	W	84-67
J 11	Appalachian State	H	W	73-60
J 14	Maryland (-/5)	H	L	75-81
J 18	Wake Forest (-/12)	A	L	66-97
J 21	North Carolina (-/1)	H	L	73-78
J 26	N.C. State	H	L	76-79
J 28	Clemson	A	W	67-65
J 30	Georgia Tech	A	W	69-68
F 4	Virginia	H	W	67-64
F 8	Harvard	A	W	89-86
F 11	Maryland (-/13)	A	W	89-84
F 15	Stetson (19/-)	A	W	80-69
F 18	Wake Forest (19/13)*	H	W	79-77
F 23	N.C. State (14/-)	A	W	73-70
F 25	Georgia Tech (14/-)	H	L	56-58
F 29	Clemson (15/-)	H	L	76-77
M 3	North Carolina (15/1)**	A	L	83-96
M 9	Georgia Tech (16/-)	N2	W	67-63
M 10	North Carolina (16/1)	N2	W	77-75
M 11	Maryland (16/14)	N2	L	62-74
M 18	Washington (14/15)	N3	L	78-80

N1 - Rainbow Classic, Honolulu, Hawaii.
 N2 - ACC Tournament, Greensboro, N.C.
 N3 - NCAA Tournament, Pullman, Wash.

1984-85
Record: 23-8 **ACC:** 8-6 (T4th)
Head Coach: Mike Krzyzewski

N 26	St. Louis (6/-)	A	W	97-64
N 28	William & Mary (4/-)	H	W	92-60
D 1	St. Joseph's (4/-)	H	W	59-46
D 5	Appalachian State (4/-)	H	W	98-64
D 8	Virginia (4/-)	H	W	78-65
D 17	Davidson (3/-)	H	W	82-65
D 19	Northwestern (2/-)	A	W	76-55
D 28	Alabama-Birmingham (2/-)	N1	W	76-62
D 29	Southern Cal (2/-)	N1	W	75-73
J 5	Virginia (2/-)	A	W	63-58
J 9	East Carolina (2/-)	H	W	87-63
J 12	Washington (2/-)	H	W	71-59
J 14	Maryland (2/-)	A	L	76-78
J 17	Wake Forest (2/-)	H	L	89-91
J 19	North Carolina (2/6)	A	W	93-77
J 23	N.C. State (5/-)	A	L	71-89
J 26	Clemson (5/-)	A	W	100-83
J 30	Wake Forest (6/-)	A	W	76-70
F 4	Harvard (6/-)	H	W	82-53
F 6	Georgia Tech (5/10)	A	L	71-81
F 9	Maryland (5/-)	H	W	70-62
F 13	Stetson (7/-)	H	W	94-51
F 16	Notre Dame (7/-)	N2	W	81-69
F 20	N.C. State (6/-)	H	L	66-70
F 23	Georgia Tech (6/8)	H	W	67-62
F 27	Clemson (5/-)	H	W	90-73
M 2	North Carolina (5/8)	H	L	68-78
M 8	Maryland (7/-)	N3	W	86-73
M 9	Georgia Tech (7/9)	N3	L	64-75
M 15	Pepperdine (10/-)	N4	W	75-62
M 17	Boston College (10/-)	N4	L	73-74

N1 - Trojan-Bud Light Classic, Los Angeles, Calif.
 N2 - East Rutherford, N.J.
 N3 - ACC Tournament, Atlanta, Ga.
 N4 - NCAA Tournament, Houston, Texas.

1985-86
Record: 37-3 **ACC:** 12-2 (1st)
Head Coach: Mike Krzyzewski

► ACC Champions
 ► NCAA Final Four

N 21	Lamar (6/-)	N1	W	66-62
N 24	Ala.-Birmingham (6/16)	N1	W	66-54
N 26	William & Mary (6/-)	A	W	84-61
N 29	St. John's (6/18)	N2	W	71-70
D 1	Kansas (6/5)	N2	W	92-86
D 2	East Carolina (6/-)	H	W	98-66
D 4	Vanderbilt (3/-)	A	W	84-74
D 7	Virginia (3/-)	H	W	72-64
D 18	Davidson (3/-)	A	W	69-52
D 28	Appalachian State (3/-)	H	W	88-46
D 30	Northwestern (3/-)	H	W	78-55
J 4	Maryland (3/-)	A	W	81-75
J 8	St. Louis (3/-)	H	W	84-58
J 11	N.C. State (3/-)	H	W	74-64
J 13	St. Joseph's (3/-)	A	W	87-66
J 16	Wake Forest (3/-)	H	W	92-63
J 18	North Carolina (3/1)	A	L	92-95
J 21	Georgia Tech (2/4)	A	L	80-87
J 25	Maryland (2/-)	H	W	80-68
J 27	Harvard (2/-)	H	W	89-52
J 29	Clemson (5/-)	H	W	89-78
F 1	Wake Forest (5/-)	A	W	68-58
F 6	Virginia (4/-)	A	W	77-65
F 9	Georgia Tech (4/2)	H	W	75-59
F 11	Stetson (2/-)	A	W	85-66
F 15	N.C. State (2/17)	A	W	72-70
F 16	Notre Dame (2/14)	H	W	75-74
F 19	Miami (2/-)	H	W	104-82
F 22	Oklahoma (2/10)	H	W	93-84
F 26	Clemson (1/-)	A	W	77-69
M 2	North Carolina (1/3)	H	W	82-74
M 7	Wake Forest (1/-)	N3	W	68-60
M 8	Virginia (1/-)	N3	W	75-70
M 9	Georgia Tech (1/6)	N3	W	68-67
M 13	Miss Valley State (1/-)	N4	W	85-78
M 15	Old Dominion (1/-)	N4	W	89-61
M 21	DePaul (1/-)	N5	W	74-67
M 23	Navy (1/17)	N5	W	71-50
M 29	Kansas (1/2)	N6	W	71-67
M 31	Louisville (1/7)	N6	L	69-72

N1 - Big Apple NIT, Houston, Texas.
 N2 - Big Apple NIT, New York, N.Y.
 N3 - ACC Tournament, Greensboro, N.C.
 N4 - NCAA Tournament, Greensboro, N.C.
 N5 - NCAA Tournament, East Rutherford, N.J.
 N6 - NCAA Final Four, Dallas, Texas.

1986-87
Record: 24-9 **ACC:** 9-5 (3rd)
Head Coach: Mike Krzyzewski

► NCAA Sweet 16

N 28	BYU-Hawaii	N1	W	85-68
N 29	Illinois (-/14)	N1	L	62-69
D 3	East Carolina	H	W	103-65
D 6	Vanderbilt	H	W	78-66
D 8	Davidson	H	W	95-65
D 13	Alabama (-/18)	N2	W	76-67
D 22	Miami	A	W	74-67
D 29	Appalachian State	H	W	80-50
D 30	Northwestern (20/-)	H	W	106-55
J 3	Virginia (20/-)	A	W	70-63
J 5	William & Mary (20/-)	H	W	82-46
J 7	St. Joseph's (17/-)	H	W	93-83
J 10	North Carolina (17/3)	H	L	77-85
J 14	Maryland (14/-)	A	W	85-61
J 17	Wake Forest (14/-)	H	W	69-49
J 21	N.C. State (12/20)	A	L	74-87
J 24	Clemson (12/10)*	A	W	105-103
J 26	Cornell (12/-)	H	W	85-59
J 29	Georgia Tech (13/-)	A	L	66-75
J 31	Wake Forest (13/-)	A	W	62-60
F 2	Stetson (13/-)	H	W	62-59
F 4	Virginia (16/-)	H	W	75-61
F 7	Maryland (16/-)	H	W	76-67
F 10	Harvard (15/-)	A	W	98-86

F 15	Notre Dame (15/-)*	A	L	66-70
F 19	N.C. State (17/-)	H	W	66-50
F 21	Georgia Tech (17/-)	H	L	72-79
F 26	North Carolina (17/2)	A	L	71-77
F 28	Clemson (17/13)	H	W	65-59
M 6	N.C. State (14/-)*	N3	L	64-71
M 12	Texas A&M (17/-)	N4	W	58-51
M 14	Xavier (17/-)	N4	W	65-60
M 20	Indiana (17/3)	N5	L	82-88

N1 - BYU-Hawaii Thanksgiving Classic, Laie, Hawaii.
 N2 - East Rutherford, N.J.
 N3 - ACC Tournament, Landover, Md.
 N4 - NCAA Tournament, Indianapolis, Ind.
 N5 - NCAA Tournament, Cincinnati, Ohio

1987-88
Record: 28-7 **ACC:** 9-5 (3rd)
Head Coach: Mike Krzyzewski

► ACC Champions
 ► NCAA Final Four

N 28	Appalachian State (15/-)	H	W	110-74
N 30	East Carolina (15/-)	H	W	94-45
D 3	Northwestern (13/-)	A	W	79-57
D 9	Davidson (10/-)	A	W	105-71
D 21	Harvard (10/-)	H	W	121-62
D 29	Florida (9/8)	N1	W	93-70
D 30	Arizona (9/1)	A	L	85-91
J 4	William & Mary (9/-)	H	W	101-70
J 6	Miami (9/-)	H	W	107-69
J 9	Virginia (9/-)	A	W	77-59
J 14	St. Louis (7/-)	H	W	69-53
J 16	Maryland (7/-)	H	L	69-72
J 21	North Carolina (9/2)	A	W	70-69
J 23	Wake Forest (9/-)	A	W	103-70
J 25	Stetson (9/-)	A	W	81-78
F 1	Clemson (5/-)	H	W	101-63
F 3	Georgia Tech (4/-)	H	W	78-65
F 6	N.C. State (4/-)	H	L	74-77
F 7	Notre Dame (4/-)	H	W	70-61
F 11	Wake Forest (8/-)	H	W	98-67
F 13	Maryland (8/-)	A	W	90-83
F 17	Virginia (6/-)	H	W	73-54
F 20	Kansas (6/-)*	A	W	74-70
F 24	N.C. State (5/18)	A	L	78-89
F 28	Georgia Tech (5/20)	A	L	87-91
M 2	Clemson (9/-)	A	L	77-79
M 6	North Carolina (9/6)	H	W	96-81
M 11	Virginia (8/-)	N2	W	60-48
M 12	N.C. State (8/11)	N2	W	73-71
M 13	North Carolina (8/9)	N2	W	65-61
M 17	Boston U. (5/-)	N3	W	85-69
M 19	Southern Methodist (5/-)	N3	W	94-79
M 24	Rhode Island (5/-)	N4	W	73-72
M 26	Temple (5/1)	N4	W	63-53
A 2	Kansas (5/-)	N5	L	59-66

N1 - Fiesta Bowl Classic, Tucson, Ariz.
 N2 - ACC Tournament, Greensboro, N.C.
 N3 - NCAA Tournament, Chapel Hill, N.C.
 N4 - NCAA Tournament, East Rutherford, N.J.
 N5 - NCAA Final Four, Kansas City, Mo.

1988-89
Record: 28-8 **ACC:** 9-5 (T2nd)
Head Coach: Mike Krzyzewski

► NCAA Final Four

N 19	Kentucky (1/-)	N1	W	80-55
N 26	The Citadel (1/-)	H	W	93-52
N 30	East Carolina (1/-)	H	W	95-46
D 3	Northwestern (1/-)	H	W	86-62
D 5	Stetson (1/-)	H	W	90-62
D 10	Miami (1/-)	A	W	117-102
D 21	Wake Forest (1/-)	H	W	94-88
D 29	Cornell (1/-)	H	W	94-59
J 3	Washington (1/-)	A	W	87-61
J 5	Davidson (1/-)	H	W	101-53
J 7	Virginia (1/-)	A	W	84-76
J 11	William & Mary (1/-)	H	W	100-38
J 14	Maryland (1/-)	A	W	82-72
J 18	North Carolina (1/13)	H	L	71-91
J 21	Wake Forest (1/-)	A	L	71-75

J 26	N.C. State (8/15)	A	L	73-88
J 29	Clemson (8/-)	H	W	92-62
F 2	Georgia Tech (12/-)	A	L	76-81
F 5	Notre Dame (12/-)	A	W	102-80
F 8	Virginia (14/-)	H	W	85-66
F 11	Maryland (14/-)	H	W	86-60
F 14	Harvard (11/-)	A	W	98-59
F 18	Kansas (11/-)	H	W	102-77
F 20	Georgia Tech (11/-)	H	W	91-66
F 23	N.C. State (9/17)	H	W	86-65
F 26	Arizona (9/2)	N2	L	75-77
M 1	Clemson (9/-)	A	L	74-79
M 5	North Carolina (9/5)	A	W	88-86
M 10	Wake Forest (7/-)	N3	W	88-64
M 11	Virginia (7/-)	N3	W	69-58
M 12	North Carolina (7/9)	N3	L	74-77
M 16	S.C. State (9/-)	N4	W	90-69
M 18	West Virginia (9/17)	N4	W	70-63
M 24	Minnesota (9/-)	N5	W	87-70
M 26	Georgetown (9/2)	N5	W	85-77
A 1	Seton Hall (9/11)	N6	L	78-95

N1 - Tipoff Classic, Springfield, Mass.
 N2 - East Rutherford, N.J.
 N3 - ACC Tournament, Atlanta, Ga.
 N4 - NCAA Tournament, Greensboro, N.C.
 N5 - NCAA Tournament, East Rutherford, N.J.
 N6 - NCAA Final Four, Seattle, Wash.

1989-90
Record: 29-9 **ACC:** 9-5 (2nd)
Head Coach: Mike Krzyzewski

► NCAA Final Four

N 25	Harvard (10/-)	H	W	130-54
N 29	Canisius (7/-)	H	W	102-66
D 2	Northwestern (7/-)	A	W	103-76
D 6	Syracuse (6/1)	N1	L	76-78
D 9	Michigan (6/8)*	A	L	108-113
D 21	Davidson (12/-)	A	W	89-44
D 23	Washington (12/-)	H	W	74-64
D 28	Drake (13/-)	N2	W	101-77
D 29	Cincinnati (13/-)	N2	W	95-83
D 30	Hawaii (13/-)	N2	W	87-75
J 3	The Citadel (13/-)	H	W	108-69
J 6	Virginia (13/-)	H	W	76-68
J 11	Georgia Tech (10/9)	A	W	96-91
J 13	Maryland (10/-)	H	W	91-80
J 17	North Carolina (8/-)	A	L	60-79
J 20	Wake Forest (8/-)	A	W	97-69
J 22	William & Mary (8/-)	A	W	109-76
J 24	N.C. State (8/-)*	H	W	85-82
J 28	Georgia Tech (8/13)	H	W	88-86
J 31	Clemson (5/-)	H	W	94-80
F 4	Notre Dame (5/-)	H	W	88-76
F 8	Virginia (4/-)	A	L	69-72
F 10	Maryland (4/-)*	A	W	114-111
F 12	Stetson (4/-)	A	W	102-67
F 14	East Carolina (6/-)	H	W	84-51
F 18	Wake Forest (6/-)	H	W	71-56
F 21	N.C. State (3/-)	A	L	71-76
F 25	Arizona (3/21)	H	W	78-76
F 28	Clemson (5/20)	A	L	93-97
M 4	North Carolina (5/-)	H	L	75-87
M 9	Maryland (12/-)	N3	W	104-84
M 10	Georgia Tech (12/14)	N3	L	72-83
M 16	Richmond (15/-)	N4	W	81-46
M 18	St. John's (15/-)	N4	W	76-72
M 22	UCLA (15/-)	N5	W	90-81
M 24	Connecticut (15/3)*	N5	W	79-78
M 31	Arkansas (15/7)	N6	W	97-83
A 2	UNLV (15/2)	N		

1990-91
Record: 32-7 ACC: 11-3 (1st)
Head Coach: Mike Krzyzewski
► NCAA Champions

Table listing 1990-91 season results for Duke University, including opponents (e.g., Marquette, Boston College, Arkansas), scores, and game statistics.

*H - Dodge NIT, Durham, N.C.
N2 - Dodge NIT, New York, N.Y.
*A - ACC/Big East Challenge, Landover, Md.
N4 - ACC Tournament, Charlotte, N.C.
N5 - NCAA Tournament, Minneapolis, Minn.
N6 - NCAA Tournament, Pontiac, Mich.
N7 - NCAA Final Four, Indianapolis, Ind.

1991-92
Record: 34-2 ACC: 14-2 (1st)
Head Coach: Mike Krzyzewski
► ACC Champions
► NCAA Champions

Table listing 1991-92 season results for Duke University, including opponents (e.g., East Carolina, Harvard, St. John's), scores, and game statistics.

Table listing 1992-93 season results for Duke University, including opponents (e.g., N.C. State, Maryland, Wake Forest), scores, and game statistics.

N1 - ACC/Big East Challenge, Greensboro, N.C.
N2 - ACC Tournament, Charlotte, N.C.
N3 - NCAA Tournament, Greensboro, N.C.
N4 - NCAA Tournament, Philadelphia, Pa.
N5 - NCAA Final Four - Minneapolis, Minn.

1992-93
Record: 24-8 ACC: 10-6 (T3rd)
Head Coach: Mike Krzyzewski

Table listing 1992-93 season results for Duke University, including opponents (e.g., Canisius, Michigan, Notre Dame), scores, and game statistics.

N1 - East Rutherford, N.J.
N2 - Maui Invitational, Lahaina, Hawaii.
N3 - ACC Tournament, Charlotte, N.C.
N4 - NCAA Tournament, Chicago, Ill.

1993-94
Record: 28-6 ACC: 12-4 (1st)
Head Coach: Mike Krzyzewski
► NCAA Final Four

Table listing 1993-94 season results for Duke University, including opponents (e.g., Northeastern, The Citadel, Xavier), scores, and game statistics.

Table listing 1994-95 season results for Duke University, including opponents (e.g., Wake Forest, Virginia, N.C. State), scores, and game statistics.

N1 - ACC Tournament, Charlotte, N.C.
N2 - NCAA Tournament, St. Petersburg, Fla.
N3 - NCAA Tournament, Knoxville, Tenn.
N4 - NCAA Final Four, Charlotte, N.C.

1994-95
Record: 13-18 ACC: 2-14 (9th)
Head Coach: Mike Krzyzewski, Pete Gaudet*

Table listing 1994-95 season results for Duke University, including opponents (e.g., Brown, Northeastern, Connecticut), scores, and game statistics.

N1 - Auburn Hills, Mich.
N2 - Chicago, Ill.
N3 - Kraft Rainbow Classic, Honolulu, Hawaii.
N4 - ACC Tournament, Greensboro, N.C.

*Krzyzewski coached first 12 games before leaving team after back surgery and exhaustion. Gaudet coached final 19 games as interim head coach. Coaching records reflect this situation.

1995-96
Record: 18-13 ACC: 8-8 (T4th)
Head Coach: Mike Krzyzewski

Table listing 1995-96 season results for Duke University, including opponents (e.g., Old Dominion, Indiana, Iowa), scores, and game statistics.

1996-97
Record: 24-9 ACC: 12-4 (1st)
Head Coach: Mike Krzyzewski

Table listing 1996-97 season results for Duke University, including opponents (e.g., St. Joseph's, Vanderbilt, Tulsa), scores, and game statistics.

*H - Chase Preseason NIT, Durham, N.C.
N1 - Chase Preseason NIT, New York, N.Y.
N2 - ACC Tournament, Greensboro, N.C.
N3 - NCAA Tournament, Charlotte, N.C.

1997-98

Record: 32-4 ACC: 15-1 (1st)

Head Coach: Mike Krzyzewski

► NCAA Elite Eight

Table with columns: Rank, Team (Year), Opponent (Year), Score. Includes teams like Army (3/-), Davidson (3/-), Chamaine (3/-), Missouri (3/-), Arizona (3/1), S.C. State (1/-), UNC Greensboro (1/-), Villanova (1/-), Michigan (1/-), Mercer (3/-), Portland State (3/-), Maryland (3/20), N.C. State (2/-), Florida State (2/13), Wake Forest (2/-), Clemson (2/-), N.C. A&T (1/-), Virginia (1/-), Maryland (1/23), Georgia Tech (1/-), North Carolina (1/2), N.C. State (1/-), Florida State (2/-), Wake Forest (2/-), Clemson (2/-), UCLA (2/12), Georgia Tech (1/-), North Carolina (1/3), Virginia (1/-), Clemson (1/-), North Carolina (1/4), Syracuse (3/21), Kentucky (3/5).

N1 - Maui Invitational, Lahaina, Hawaii. N2 - ACC Tournament, Greensboro, N.C. N3 - NCAA Tournament, Lexington, Ky. N4 - NCAA Tournament, St. Petersburg, Fla.

1998-99

Record: 37-2 ACC: 16-0 (1st)

Head Coach: Mike Krzyzewski

► ACC Champions

► NCAA Final Four

Table with columns: Rank, Team (Year), Opponent (Year), Score. Includes teams like Fairfield (1/-), Davidson (1/-), S.C. State (1/-), Notre Dame (1/-), Fresno State (1/-), Cincinnati (1/15), Michigan State (4/9), N.C. State (4/-), Florida (3/-), Michigan (3/-), N.C. A&T (2/-), Kentucky (2/3), UNC Greensboro (2/-), Maryland (2/4), Georgia Tech (2/-), Virginia (2/-), Wake Forest (2/-), Florida State (2/-), Clemson (2/-), St. John's (2/8), North Carolina (2/10), N.C. State (2/-), Maryland (2/7), Georgia Tech (2/-), Virginia (1/-), Wake Forest (1/-), Florida State (1/-), Clemson (1/-), DePaul (1/-), North Carolina (1/14), Virginia (1/-), N.C. State (1/-), North Carolina (1/15), Florida A&M (1/-).

Table with columns: Rank, Team (Year), Opponent (Year), Score. Includes teams like Tulsa (1/-), SW Missouri State (1/-), Temple (1/-), Michigan State (1/2), Connecticut (1/3), N1 - Charlotte, N.C., N2 - Carrs Great Alaska Shootout, Anchorage, Alaska, N3 - Great Eight, Chicago, Ill., N4 - Jimmy V Classic, East Rutherford, N.J., N5 - ACC Tournament, Charlotte, N.C., N6 - NCAA Tournament, Charlotte, N.C., N7 - NCAA Tournament, East Rutherford, N.J., N8 - NCAA Final Four, St. Petersburg, Fla.

1999-00

Record: 29-5 ACC: 15-1 (1st)

Head Coach: Mike Krzyzewski

► ACC Champions

► NCAA Sweet 16

Table with columns: Rank, Team (Year), Opponent (Year), Score. Includes teams like Stanford (10/13), Connecticut (10/1), Army (18/-), Columbia (16/-), USC (16/-), Illinois (17/16), DePaul (17/22), Michigan (14/-), N.C. A&T (11/-), Davidson (10/-), William & Mary (9/-), Virginia (8/-), Maryland (8/12), Georgia Tech (6/-), Florida State (6/-), N.C. State (5/-), Wake Forest (5/-), Clemson (3/-), North Carolina (3/-), Virginia (3/-), Maryland (3/23), Georgia Tech (3/-), Florida State (3/-), N.C. State (3/-), Wake Forest (2/-), St. John's (2/-), Clemson (4/-), North Carolina (4/-), Clemson (3/-), Wake Forest (3/-), Maryland (3/20), Lamar (1/-), Kansas (1/-), Florida (1/11).

2000-01

Record: 35-4 ACC: 13-3 (T1st)

Head Coach: Mike Krzyzewski

► ACC Champions

► NCAA Champions

Table with columns: Rank, Team (Year), Opponent (Year), Score. Includes teams like Princeton (2/-), Villanova (2/-), Texas (2/-), Temple (2/-), Army (2/-), Illinois (1/9), D2 Temple (1/17), Davidson (1/-), Michigan (1/-), D19 Portland (1/-), D21 Stanford (1/3), D30 N.C. A&T (3/-), J4 Florida State (3/-), J7 Clemson (3/-), J10 N.C. State (2/-), J13 Virginia (2/10), J16 Boston College (2/25), J20 Georgia Tech (2/-), J24 Wake Forest (2/9), J27 Maryland (2/8), F1 North Carolina (2/4), F4 Florida State (2/-).

Table with columns: Rank, Team (Year), Opponent (Year), Score. Includes teams like Clemson (3/-), N.C. State (3/-), Virginia (3/12), St. John's (3/-), Georgia Tech (4/-), Wake Forest (4/24), Maryland (2/16), North Carolina (2/4), N.C. State (3/-), Maryland (3/11), North Carolina (3/6), Monmouth (1/-), Missouri (1/-), UCLA (1/15), USC (1/-), Maryland (1/11), Arizona (1/5), N1 - Tivo Preseason NIT, New York, N.Y., N2 - ACC/Big Ten Challenge, Greensboro, N.C., N3 - Rose Garden, Portland, Ore., N4 - The Coliseum in Oakland, Oakland, Calif., N5 - ACC Tournament, Atlanta, Ga., N6 - NCAA Tournament, Greensboro, N.C., N7 - NCAA Tournament, Philadelphia, Pa., N8 - NCAA Final Four, Minneapolis, Minn.

2001-02

Record: 31-4 ACC: 13-3 (2nd)

Head Coach: Mike Krzyzewski

► ACC Champions

► NCAA Sweet 16

Table with columns: Rank, Team (Year), Opponent (Year), Score. Includes teams like Seton Hall (1/-), South Carolina (1/-), Ball State (1/-), Portland (1/-), Iowa (1/7), Clemson (1/-), D5 Temple (1/-), D8 Michigan (1/-), D16 N.C. A&T (1/-), D18 Kentucky (1/7), D29 San Diego State (1/-), J2 Davidson (1/-), J6 Florida State (1/-), J10 Georgia Tech (2/-), J13 N.C. State (2/-), J17 Maryland (1/-), J19 Wake Forest (1/14), J24 Boston College (1/-), J27 Virginia (1/7), J31 North Carolina (1/-), F2 Clemson (1/-), F7 Florida State (1/-), F9 Georgia Tech (1/-), F14 N.C. State (1/24), F17 Maryland (1/3), F21 Wake Forest (3/20), F24 St. John's (3/-), F28 Virginia (3/-), M3 North Carolina (3/-), M8 North Carolina (3/-), M9 Wake Forest (3/-), M10 N.C. State (3/-), M14 Winthrop (1/-), M16 Notre Dame (1/-), M21 Indiana (1/-).

N1 - Maui Invitational, Lahaina, Maui. N2 - ACC/Big Ten Challenge, Chicago, Ill. N3 - Jimmy V Classic, East Rutherford, N.J. N4 - Charlotte, N.C. N5 - ACC Tournament, Charlotte, N.C. N6 - NCAA Tournament, Greenville, S.C. N7 - NCAA Tournament, Lexington, Ky.

2002-03

Record: 26-7 ACC: 11-5 (T2nd)

Head Coach: Mike Krzyzewski

► ACC Champions

► NCAA Sweet 16

Table with columns: Rank, Team (Year), Opponent (Year), Score. Includes teams like Army (6/-), N25 Davidson (6/-), N30 UCLA (6/14), D3 Ohio State (6/-), D7 Michigan (4/-), D17 N.C. A&T (4/-), D29 Dayton (3/-).

Table with columns: Rank, Team (Year), Opponent (Year), Score. Includes teams like Fairfield (3/-), Clemson (3/-), Georgetown (1/-), Wake Forest (1/17), Virginia (1/-), Maryland (1/17), J22 N.C. State (3/-), J25 Georgia Tech (3/-), J30 Butler (5/-), F2 Florida State (5/-), F5 North Carolina (9/-), F9 Clemson (9/-), F13 Wake Forest (8/15), F15 Virginia (8/-), F19 Maryland (8/13), F22 N.C. State (8/-), F26 Georgia Tech (6/-), M2 St. John's (6/-), M6 Florida State (10/-), M9 North Carolina (10/-), M14 Virginia (12/-), M15 North Carolina (12/-), M16 N.C. State (12/-), M20 Colorado State (7/-), M22 Central Michigan (7/-), M27 Kansas (7/6).

N1 - Wooden Tradition, Indianapolis, Ind. N2 - ACC/Big Ten Challenge, Greensboro, N.C. N3 - Greensboro Coliseum, Greensboro, N.C. N4 - ACC Tournament, Greensboro, N.C. N5 - NCAA Tournament, Salt Lake City, Utah. N6 - NCAA Tournament, Anaheim, Calif.

2003-04

Record: 31-6 ACC: 13-3 (1st)

Head Coach: Mike Krzyzewski

► NCAA Final Four

Table with columns: Rank, Team (Year), Opponent (Year), Score. Includes teams like Detroit (2/-), Pacific (2/-), Liberty (2/-), Purdue (2/-), D3 Michigan State (6/5), D6 St. John's (6/-), D14 Portland (4/-), D17 Princeton (3/-), D20 Texas (3/11), D29 Davidson (3/-), J3 Clemson (2/-), J6 Fairfield (2/-), J11 Virginia (2/-), J15 N.C. State (2/-), J17 Wake Forest (2/4), J21 Maryland (1/-), J24 Georgetown (1/-), J29 Florida State (1/-), J31 Georgia Tech (1/14), F5 North Carolina (1/17), F8 Clemson (1/-), F11 Virginia (1/-), F15 N.C. State (1/21), F18 Wake Forest (3/15), F22 Maryland (3/-), F26 Valparaiso (5/-), F29 Florida State (5/-), M3 Georgia Tech (3/19), M6 North Carolina (3/14), M12 Virginia (5/-), M13 Georgia Tech (5/14), M14 Maryland (5/-), M18 Alabama State (6/-), M20 Seton Hall (6/-), M26 Illinois (6/13), M28 Xavier (6/-), A3 Connecticut (6/7).

N1 - Carrs Great Alaska Shootout, Anchorage, Ak. N2 - Dreyfus Classic, New York, N.Y. N3 - ACC Tournament, Greensboro, N.C. N4 - NCAA Tournament, Raleigh, N.C. N5 - NCAA Tournament, Atlanta, Ga. N6 - NCAA Final Four, San Antonio, Texas.

2004-05

Record: 27-6 **ACC:** 11-5 (3rd)

Head Coach: Mike Krzyzewski

- ▶ ACC Champions
- ▶ NCAA Sweet 16

N 20	Tennessee-Martin (11/-)	H	W	88-46
N 22	Davidson (11/-)	N1	W	74-61
N 27	UNC Greensboro (9/-)	H	W	98-44
N 30	Michigan State (10/11)	*H	W	81-74
D 4	Valparaiso (10/-)	N2	W	93-61
D 12	Toledo (9/-)	H	W	82-54
D 14	Illinois-Chicago (7/-)	H	W	88-55
D 18	Oklahoma (7/-)	N3	W	78-67
J 2	Clemson (6/-)	H	W	62-54
J 5	Princeton (5/-)	H	W	59-46
J 8	Temple (5/-)	H	W	82-74
J 13	N.C. State (5/-)	A	W	86-74
J 16	Virginia (5/-)	H	W	80-66
J 19	Miami (4/-)	A	W	92-83
J 22	Florida State (4/-)	A	W	88-56
J 26	Maryland (2/-)	H	L	66-75
J 30	Virginia Tech (2/-)	H	W	100-65
F 2	Wake Forest (4/7)	A	L	89-92
F 5	Georgia Tech (4/25)	H	W	82-65
F 9	North Carolina (7/2)	H	W	71-70
F 12	Maryland (7/-) *	A	L	92-99
F 17	Virginia Tech (7/-)	A	L	65-67
F 20	Wake Forest (7/5)	H	W	102-92
F 23	Georgia Tech (7/-)	A	W	60-56
F 26	St. John's (7/-)	A	W	58-47
M 3	Miami (6/-)	H	W	83-59
M 6	North Carolina (6/2)	A	L	73-75
M 11	Virginia (5/-)	N4	W	76-64
M 12	N.C. State (5/-)	N4	W	76-69
M 13	Georgia Tech (5/-)	N4	W	69-64
M 18	Delaware State (3/-)	N5	W	57-46
M 20	Mississippi State (3/-)	N5	W	63-55
M 25	Michigan State (3/15)	N6	L	68-78

N1 - Charlotte Coliseum, Charlotte, N.C.
 *H - ACC/Big Ten Challenge
 N2 - United Center, Chicago, Ill.
 N3 - Dreyfus Classic, New York, N.Y.
 N4 - ACC Tournament, Washington, D.C.
 N5 - NCAA Tournament, Charlotte, N.C.
 N6 - NCAA Tournament, Austin, Texas

2005-06

Record: 32-4 **ACC:** 14-2 (1st)

Head Coach: Mike Krzyzewski

- ▶ ACC Champions
- ▶ NCAA Sweet 16

N 14	Boston U. (1/-)	*H	W	64-47
N 16	Seton Hall (1/-)	*H	W	93-40
N 19	Davidson (1/-)	H	W	84-55
N 23	Drexel (1/-)	N1	W	78-68
N 25	Memphis (1/11)	N1	W	70-67
N 30	Indiana (1/17)	*A	W	75-67
D 4	Virginia Tech (1/-)	H	W	77-75
D 7	Penn (1/-)	H	W	72-59
D 10	Texas (1/2)	N2	W	97-66
D 18	Valparaiso (1/-)	H	W	104-77
D 21	St. John's (1/-)	H	W	70-57
D 31	UNC Greensboro (1/-)	N3	W	102-69
J 2	Bucknell (1/-)	H	W	84-50
J 8	Wake Forest (1/23)	A	W	82-64
J 11	Maryland (1/23)	H	W	76-52
J 14	Clemson (1/-)	A	W	87-77
J 18	N.C. State (1/14)	H	W	81-68
J 21	Georgetown (1/-)	A	L	84-87
J 26	Virginia Tech (2/-)	A	W	80-67
J 28	Virginia (2/-)	H	W	82-63
F 1	Boston College (2/15)	A	W	83-81
F 4	Florida State (2/-) *	H	W	97-96
F 7	North Carolina (2/23)	A	W	87-83
F 11	Maryland (2/-)	A	W	96-88
F 14	Wake Forest (2/-)	H	W	93-70
F 19	Miami (2/-)	H	W	92-71
F 22	Georgia Tech (1/-)	A	W	73-66
F 25	Temple (1/-)	A	W	74-66
M 1	Florida State (1/-)	A	L	74-79
M 4	North Carolina (1/13)	H	L	76-83
M 10	Miami (3/-)	N4	W	80-76

M 11	Wake Forest (3/-)	N4	W	78-66
M 12	Boston College (3/11)	N4	W	78-76
M 16	Southern (1/-)	N5	W	70-54
M 18	George Washington (1/14)	N5	W	74-61
M 23	LSU (1/18)	N6	L	54-62

*H - NIT Season Tip-Off, Durham, N.C.
 N1 - NIT Season Tip-Off, New York, N.Y.
 *A - ACC/Big Ten Challenge
 N2 - Continental Airlines Arena, East Rutherford, N.J.
 N3 - Greensboro Coliseum, Greensboro, N.C.
 N4 - ACC Tournament, Greensboro, N.C.
 N5 - NCAA Tournament, Greensboro, N.C.
 N6 - NCAA Tournament, Atlanta, Ga.

2006-07

Record: 22-11 **ACC:** 8-8 (T6th)

Head Coach: Mike Krzyzewski

N 12	Columbia (12/-)	*H	W	86-43
N 13	Georgia Southern (11/-)	*H	W	72-48
N 16	UNC Greensboro (11/-)	H	W	75-48
N 20	Air Force (9/-)	N1	W	71-56
N 21	Marquette (9/13)	N1	L	62-73
N 25	Davidson (11/-)	H	W	75-47
N 28	Indiana (11/-)	*H	W	54-51
D 2	Georgetown (11/18)	H	W	61-52
D 6	Holy Cross (7/-)	H	W	57-45
D 9	George Mason (7/-)	H	W	69-53
D 19	Kent State (6/-)	H	W	79-72
D 21	Gonzaga (6/22)	N2	W	61-54
D 31	San Jose State (5/-)	H	W	70-51
J 2	Temple (5/-)	H	W	73-55
J 6	Virginia Tech (5/-) *	H	L	67-69
J 10	Georgia Tech (11/-)	A	L	63-74
J 14	Miami (11/-)	A	W	85-63
J 18	Wake Forest (14/-)	H	W	62-40
J 20	N.C. State (14/-)	A	W	79-56
J 25	Clemson (10/19)	H	W	68-66
J 28	Boston College (10/-)	H	W	75-61
F 1	Virginia (8/-) *	A	L	66-68
F 4	Florida State (8/-)	H	L	67-68
F 7	North Carolina (16/5)	H	L	73-79
F 11	Maryland (16/-)	A	L	60-72
F 14	Boston College (1/21)	A	W	78-70
F 18	Georgia Tech (1/-)	H	W	71-62
F 22	Clemson (18/-)	A	W	71-66
F 25	St. John's (18/-)	A	W	67-50
F 28	Maryland (14/24)	H	L	77-85
M 4	North Carolina (14/8)	A	L	72-86
M 8	N.C. State (21/-) *	N3	L	80-85
M 15	VCU (1/-)	N4	L	77-79

*H - CBE Classic, Durham, N.C.
 N1 - CBE Classic, Kansas City, Mo.
 *H - ACC/Big Ten Challenge
 N2 - Madison Square Garden, New York, N.Y.
 N3 - ACC Tournament, Tampa, Fla.
 N4 - NCAA Tournament, Buffalo, N.Y.

2007-08

Record: 28-6 **ACC:** 13-3 (2nd)

Head Coach: Mike Krzyzewski

N 9	N.C. Central (13/-)	H	W	121-56
N 12	New Mexico State (13/-)	H	W	86-61
N 19	Princeton (13/-)	N1	W	83-61
N 20	Illinois (13/-)	N1	W	79-66
N 21	Marquette (13/11)	N1	W	77-73
N 25	Eastern Kentucky (13/-)	H	W	78-43
D 1	Wisconsin (7/20)	*H	W	82-58
D 8	Michigan (7/-)	A	W	79-73
D 8	Michigan (6/-)	H	W	95-67
D 17	Albany (6/-)	H	W	111-70
D 20	Pittsburgh (6/11) *	N2	L	64-65
J 6	Cornell (9/-)	H	W	81-67
J 9	Temple (9/-)	A	W	74-64
J 13	Virginia (9/-)	H	W	87-65
J 16	Florida State (7/-)	A	W	70-57
J 19	Clemson (7/24)	H	W	93-80
J 24	Virginia Tech (4/-)	A	W	81-64
J 27	Maryland (4/-)	A	W	93-84
J 31	N.C. State (3/-)	H	W	92-72
F 2	Miami (3/-)	H	W	88-73
F 6	North Carolina (2/3)	A	W	89-78
F 9	Boston College (2/-)	H	W	90-80
F 13	Maryland (2/-)	H	W	77-65
F 17	Wake Forest (2/-)	A	L	73-86

F 20	Miami (5/-)	A	L	95-96
F 23	St. John's (5/-)	H	W	86-56
F 27	Georgia Tech (7/-)	H	W	71-58
M 1	N.C. State (7/-)	A	W	87-86
M 5	Virginia (6/-)	A	W	86-70
M 8	North Carolina (6/1)	H	L	68-76
M 14	Georgia Tech (7/-)	N3	W	82-70
M 15	Clemson (7/-)	N3	L	74-78
M 20	Belmont (9/-)	N4	W	71-70
M 22	West Virginia (9/-)	N4	L	67-73

N1 - Maui Invitational, Lahaina, Maui, Hawaii
 *H - ACC/Big Ten Challenge
 N2 - Madison Square Garden, New York, N.Y.
 N3 - ACC Tournament, Charlotte, N.C.
 N4 - NCAA Tournament, Washington, D.C.

2008-09

Record: 30-7 **ACC:** 11-5 (T2nd)

Head Coach: Mike Krzyzewski

- ▶ ACC Champions
- ▶ NCAA Sweet 16

N 10	Presbyterian (8/-)	*H	W	80-49
N 11	Georgia Southern (8/-)	*H	W	97-54
N 16	Rhode Island (8/-)	H	W	82-79
N 20	Southern Illinois (10/-)	N1	W	83-58
N 21	Michigan (10/-)	N1	W	71-56
N 23	Montana (10/-)	H	W	78-58
N 28	Duquesne (7/-)	H	W	95-72
D 2	Purdue (4/9)	*A	W	76-60
D 6	Michigan (4/-)	A	L	73-81
D 17	UNC Asheville (6/-)	H	W	99-56
D 20	Xavier (6/7)	N2	W	82-64
D 31	Loyola, Md. (5/-)	H	W	92-51
J 4	Virginia Tech (5/-)	H	W	69-44
J 7	Davidson (2/-)	H	W	79-67
J 10	Florida State (2/-)	A	W	66-58
J 14	Georgia Tech (3/-)	A	W	70-56
J 17	Georgetown (3/13)	H	W	76-67
J 20	N.C. State (2/-)	H	W	73-56
J 24	Maryland (2/-)	H	W	85-44
J 28	Wake Forest (1/6)	A	L	68-70
F 1	Virginia (1/-)	H	W	79-54
F 4	Clemson (4/10)	A	L	47-74
F 7	Miami (4/-) *	H	W	78-75
F 11	North Carolina (6/3)	H	L	87-101
F 15	Boston College (6/-)	A	L	74-80
F 19	St. John's (9/-)	A	W	76-69
F 22	Wake Forest (9/8)	H	W	101-91
F 25	Maryland (7/-)	A	W	78-67
F 28	Virginia Tech (7/-)	A	W	72-65
M 3	Florida State (7/24)	H	W	84-81
M 8	North Carolina (7/2)	A	L	71-79
M 13	Boston College (9/-)	N3	W	66-65
M 14	Maryland (9/-)	N3	W	67-61
M 15	Florida State (9/-)	N3	W	79-69
M 19	Binghamton (6/-)	N4	W	86-62
M 21	Texas (6/-)	N4	W	74-69
M 26	Villanova (6/11)	N5	L	54-77

*H - 2K Sports Classic, Durham, N.C.
 N1 - 2K Sports Classic, New York, N.Y.
 *A - ACC/Big Ten Challenge
 N2 - Izod Center, East Rutherford, N.J.
 N3 - ACC Tournament, Atlanta, Ga.
 N4 - NCAA Tournament, Greensboro, N.C.
 N5 - NCAA Tournament, Boston, Mass.

2009-10

Record: 35-5 **ACC:** 13-3 (T1st)

Head Coach: Mike Krzyzewski

- ▶ ACC Champions
- ▶ NCAA Champions

N 13	UNC Greensboro (9/-)	H	W	96-62
N 16	Coastal Carolina (9/-)	*H	W	74-49
N 17	Charlotte (9/-)	*H	W	101-59
N 21	Radford (9/-)	H	W	104-67
N 25	Arizona State (7/-)	N1	W	64-53
N 27	Connecticut (7/13)	N1	W	68-59
D 2	Wisconsin (6/-)	*A	L	69-73
D 5	St. John's (6/-)	H	W	80-71
D 15	Gardner-Webb (7/-)	H	W	113-68
D 19	Gonzaga (7/15)	N2	W	76-41
D 29	Long Beach State (7/-)	H	W	84-63
D 31	Pennsylvania (7/-)	H	W	114-55
J 3	Clemson (7/21)	H	W	74-53
J 6	Iowa State (5/-)	N3	W	86-65
J 9	Georgia Tech (5/20)	A	L	67-71

J 13	Boston College (8/-)	H	W	79-59
J 17	Wake Forest (8/-)	H	W	90-70
J 20	N.C. State (7/-)	A	L	74-88
J 23	Clemson (7/17)	A	W	60-47
J 27	Florida State (8/-)	H	W	70-56
J 30	Georgetown (8/7)	A	L	77-89
F 4	Georgia Tech (10/21)	H	W	86-67
F 6	Boston College (10/-)	A	W	66-63
F 10	North Carolina (8/-)	A	W	64-54
F 13	Maryland (8/-)	H	W	77-56
F 17	Miami (8/-)	A	W	81-74
F 21	Virginia Tech (6/-)	H	W	67-55
F 25	Tulsa (5/-)	H	W	70-52
F 28	Virginia (5/-)	A	W	67-49
M 3	Maryland (4/22)	A	L	72-79
M 6	North Carolina (4/-)	H	W	82-50
M 12	Virginia (4/-)	N4	W	57-46
M 13	Miami (4/-)	N4	W	77-74
M 14	Georgia Tech (4/-)	N4	W	65-61
M 19	Arkansas-Pine Bluff (3/-)	N5	W	73-44
M 21	California (3/-)	N5	W	68-53
M 26	Purdue (3/10)	N6	W	70-57
M 28	Baylor (3/19)	N6	W	78-71
A 3	West Virginia (3/6)	N7	W	78-57
A 5	Butler (3/11)	N7	W	61-59

*H - NIT Season Tip-Off, Durham, N.C.
 N1 - NIT Season Tip-Off, New York, N.Y.
 *A - ACC/Big Ten Challenge
 N2 - Madison Square Garden, New York, N.Y.
 N3 - United Center, Chicago, Ill.
 N4 - ACC Tournament, Greensboro, N.C.
 N5 - NCAA Tournament, Jacksonville, Fla.
 N6 - NCAA Tournament, Houston, Texas
 N7 - NCAA Final Four, Indianapolis, Ind.

2010-11

Record: 32-5 **ACC:** 13-3 (2nd)

Head Coach: Mike Krzyzewski

- ▶ ACC Champions
- ▶ NCAA Sweet 16

N 14	Princeton (1/-)	*H	W	97-60
N 16	Miami (Ohio) (1/-)			

2011-12
Record: 27-7 **ACC:** 13-3 (2nd)
Head Coach: Mike Krzyzewski

N 11 Belmont (6/-)	*H	W	77-76
N 12 Presbyterian (6/-)	H	W	96-55
N 15 Michigan State (6/-)	N1	W	74-69
N 18 Davidson (6/-)	H	W	82-69
N 21 Tennessee (6/-)	N2	W	77-67
N 22 Michigan (6/15)	N2	W	82-75
N 23 Kansas (6/14)	N2	W	68-61
N 29 Ohio State (3/2)	*A	L	63-85
D 7 Colorado State (7/-)	H	W	87-64
D 10 Washington (7/-)	N3	W	86-80
D 19 UNC Greensboro (7/-)	H	W	90-63
D 30 Western Michigan (7/-)	H	W	110-70
J 1 Pennsylvania (7/-)	H	W	85-55
J 4 Temple (5/-)	A	L	73-78
J 7 Georgia Tech (5/-)	A	W	81-74
J 12 Virginia (8/16)	H	W	61-58
J 15 Clemson (8/-)	A	W	73-66
J 19 Wake Forest (4/-)	H	W	91-73
J 21 Florida State (4/-)	H	L	73-76
J 25 Maryland (8/-)	A	W	74-61
J 28 St. John's (8/-)	H	W	83-76
F 2 Virginia Tech (7/-)	A	W	75-60
F 5 Miami (7/-) •	H	L	74-78
F 8 North Carolina (10/5)	A	W	85-84
F 11 Maryland (10/-)	H	W	73-55
F 16 N.C. State (5/-)	H	W	78-73
F 19 Boston College (5/-)	A	W	75-50
F 23 Florida State (5/15)	A	W	74-66
F 25 Virginia Tech (5/-) •	H	W	70-65
F 28 Wake Forest (4/-)	A	W	79-71
M 3 North Carolina (4/6)	H	L	70-88
M 9 Virginia Tech (6/-)	N4	W	60-56
M 10 Florida State (6/17)	N4	L	59-62
M 16 Lehigh (8/-)	N5	L	70-75

**H - EA SPORTS Maui Invitational, Durham, N.C.
N1 - State Farm Champions Classic, New York, N.Y.
N2 - EA SPORTS Maui Invitational, Lahaina, Hawaii
*A - ACC/Big Ten Challenge
N3 - Madison Square Garden, New York, N.Y.
N4 - ACC Tournament, Atlanta, Ga.
N5 - NCAA Tournament, Greensboro, N.C.*

2012-13
Record: 30-6 **ACC:** 14-4 (2nd)
Head Coach: Mike Krzyzewski

► NCAA Elite Eight

N 9 Georgia State (8/-)	H	W	74-55
N 13 Kentucky (9/3)	N1	W	75-68
N 18 Florida Gulf Coast (9/-)	*H	W	88-67
N 22 Minnesota (5/-)	N2	W	89-71
N 23 VCU (5/-)	N2	W	67-58
N 24 Louisville (5/2)	N2	W	76-71
N 28 Ohio State (2/4)	*H	W	73-68
D 1 Delaware (2/-)	H	W	88-50
D 8 Temple (2/-)	N3	W	90-67
D 19 Cornell (1/-)	H	W	88-47
D 20 Elon (1/-)	H	W	76-54
D 29 Santa Clara (1/-)	H	W	90-77
J 2 Davidson (1/-)	*A	W	67-50
J 5 Wake Forest (1/-)	H	W	80-62
J 8 Clemson (1/-)	H	W	68-40
J 12 N.C. State (1/20)	A	L	76-84
J 17 Georgia Tech (3/-)	H	W	73-57
J 23 Miami (1/25)	A	L	63-90
J 26 Maryland (1/-)	H	W	84-64
J 30 Wake Forest (5/-)	A	W	75-70
F 2 Florida State (5/-)	A	W	79-60
F 7 N.C. State (4/-)	H	W	98-85
F 10 Boston College (4/-)	A	W	62-61
F 13 North Carolina (2/-)	H	W	73-68
F 16 Maryland (2/-)	A	L	81-83
F 21 Virginia Tech (6/-)	A	W	88-56
F 24 Boston College (6/-)	H	W	89-68
F 28 Virginia (3/-)	A	L	68-73
M 2 Miami (3/5)	H	W	79-76
M 5 Virginia Tech (3/-)	H	W	85-57
M 9 North Carolina (3/-)	A	W	69-53
M 15 Maryland (2/-)	N4	L	74-83

M 22 Albany (6/-)	N5	W	73-61
M 24 Creighton (6/22)	N5	W	66-50
M 29 Michigan State (6/9)	N6	W	71-61
M 31 Louisville (6/2)	N6	L	63-85

*N1 - State Farm Champions Classic, Atlanta, Ga.
*H - Battle 4 Atlantis, Durham, N.C.
N2 - Battle 4 Atlantis, Paradise Island, Bahamas
*H - ACC/Big Ten Challenge
N3 - Izod Center, East Rutherford, N.J.
*A - Time Warner Cable Arena, Charlotte, N.C.
N4 - ACC Tournament, Greensboro, N.C.
N5 - NCAA Tournament, Philadelphia, Pa.
N6 - NCAA Tournament, Indianapolis, Ind.*

2013-14
Record: 26-9 **ACC:** 13-5 (3rd)
Head Coach: Mike Krzyzewski

N 8 Davidson (4/-)	H	W	111-77
N 12 Kansas (4/5)	N1	L	83-94
N 15 Florida Atlantic (4/-)	H	W	97-64
N 18 UNC Asheville (6/-)	*H	W	91-55
N 19 East Carolina (6/-)	*H	W	83-74
N 24 Vermont (6/-)	H	W	91-90
N 27 Alabama (6/-)	N2	W	74-64
N 29 Arizona (6/4)	N2	L	66-72
D 3 Michigan (10/22)	*H	W	79-69
D 16 Gardner-Webb (8/-)	H	W	85-66
D 19 UCLA (8/-)	N3	W	80-63
D 28 Eastern Michigan (9/-)	H	W	82-59
D 31 Elon (7/-)	N4	W	86-48
J 4 Notre Dame (7/-)	A	L	77-79
J 7 Georgia Tech (16/-)	H	W	79-57
J 11 Clemson (16/-)	A	L	59-72
J 13 Virginia (23/-)	H	W	69-65
J 18 N.C. State (23/-)	H	W	95-60
J 22 Miami (18/-)	A	W	67-46
J 25 Florida State (18/-)	H	W	78-56
J 27 Pittsburgh (17/18)	A	W	80-65
F 1 Syracuse (17/2) •	A	L	89-91
F 4 Wake Forest (11/-)	H	W	83-63
F 8 Boston College (11/-)	A	W	89-68
F 15 Maryland (8/-)	H	W	69-67
F 18 Georgia Tech (5/-)	A	W	68-51
F 20 North Carolina (5/-)	A	L	66-74
F 22 Syracuse (5/1)	H	W	66-60
F 25 Virginia Tech (6/-)	H	W	66-48
M 5 Wake Forest (4/-)	A	L	72-82
M 8 North Carolina (4/14)	H	W	93-81
M 14 Clemson (7/-)	N5	W	63-62
M 15 N.C. State (7/-)	N5	W	75-67
M 16 Virginia (7/6)	N5	L	63-72
M 21 Mercer (8/-)	N6	L	71-78

*N1 - State Farm Champions Classic, Chicago, Ill.
*H - NIT Season Tip-Off
N2 - NIT Season Tip-Off, Madison Square Garden, New York, N.Y.
*H - ACC/Big Ten Challenge
N3 - Carquest Auto Parts Classic, Madison Square Garden, New York, N.Y.
N4 - Greensboro Coliseum, Greensboro, N.C.
N5 - ACC Tournament, Greensboro, N.C.
N6 - NCAA Tournament, Raleigh, N.C.*

• Denotes number of overtime periods

Series Results

- ▲ ACC Tournament game
● NIT Tournament game
■ NCAA Tournament game

Air Force

Duke leads 1-0			
11/20/06	N	W	71-56

Alabama

Duke leads 8-3			
2/18/22	A	L	16-28
1924	A	L	25-45
1929	N	W	38-32
3/4/30	N	L	24-31
12/14/56	N	W	89-78
12/18/59	N	W	78-60
12/9/67	A	W	86-80
12/2/68	H	W	86-48
● 3/16/81	H	W	75-70
12/13/86	N	W	76-67
11/27/113	N	W	74-64

Alabama-Birmingham

Duke leads 3-0			
12/28/84	N	W	76-62
11/24/85	N	W	66-54
1/5/11	H	W	85-64

Alabama State

Duke leads 1-0			
■ 3/18/04	N	W	96-61

Albany

Duke leads 2-0			
12/17/07	H	W	111-70
■ 3/22/13	N	W	73-61

Appalachian State

Duke leads 7-1			
12/10/73	H	W	83-53
12/5/81	H	L	70-75
11/29/82	H	W	73-57
1/11/84	H	W	73-60
12/5/84	H	W	98-64
12/28/85	H	W	88-46
12/29/86	H	W	80-50
11/28/88	H	W	110-74

Arizona

Duke trails 4-5			
12/16/61	N	W	78-47
12/30/87	N	L	85-91
2/26/89	N	L	75-77
2/25/90	H	W	78-76
2/24/91 (2OT)	A	L	96-103
11/26/97	N	W	95-87
■ 4/2/01	N	W	82-72
■ 3/24/11	N	L	77-93
11/29/13	N	L	66-72

Arizona State

Duke leads 1-0			
11/25/09	N	W	64-53

Arkansas

Duke trails 1-2			
■ 3/31/90	N	W	97-83
11/21/90	N	L	88-98
■ 4/4/94	N	L	72-76

Arkansas-Pine Bluff

Duke leads 1-0			
■ 3/19/10	N	W	73-44

Army

Duke leads 9-3			
1/13/32	A	L	23-25
1/10/34	A	W	27-25
1/9/35	A	W	34-16
1/15/36	A	W	31-29
2/3/37	A	W	31-28
2/5/38	A	L	20-40
2/4/39	A	L	27-37
12/22/96	H	W	100-38
11/16/97	A	W	78-45
11/20/99	H	W	100-42
11/25/00	H	W	91-48
11/23/02	H	W	101-53

Auburn

Duke leads 3-0			
12/30/63	N	W	84-67
12/26/75	N	W	85-74
12/30/81	H	W	72-71

Ball State

Duke leads 1-0			
11/21/01	N	W	83-71

Baylor

Duke leads 1-0			
■ 3/28/10	N	W	78-71

Belmont

Duke leads 2-0			
■ 3/20/08	N	W	71-70
11/11/11	H	W	77-76

Binghamton

Duke leads 1-0			
■ 3/19/09	N	W	86-62

Boston College

Duke leads 17-2			
12/21/79 (OT)	N	W	70-64
■ 3/17/85	N	L	73-74
11/16/90	H	W	100-76
1/16/01	H	W	97-75
1/24/02	A	W	88-78
2/1/06	A	W	83-81
▲ 3/12/06	N	W	78-76
1/28/07	H	W	75-61
2/14/07	A	W	78-70
2/9/08	H	W	90-80
2/15/09	A	L	74-80
▲ 3/13/09	N	W	66-65
1/13/10	H	W	79-59
2/6/10	A	W	66-63
1/27/11	H	W	84-68
2/19/12	A	W	75-50
2/10/13	A	W	62-61
2/24/13	H	W	89-68
2/8/14	A	W	89-68

At Cameron Indoor: Duke leads 7-0

At Conte Forum: Duke leads 7-1

In ACC Tournament: Duke leads 2-0

Longest Duke win streak: 8 (11/16/90-2/9/08)

Longest BC win streak: 1, (3/17/85 & 2/15/09)

Biggest Duke win: 100-76 (11/16/90)

Biggest Duke loss: 74-80 (2/15/09)

Since Joining the ACC - 2005-06: 13-1

Duke under Mike Krzyzewski: 16-2

Boston University

Duke leads 6-0			
■ 3/17/88	N	W	85-69
1/2/91	H	W	109-55
1/21/92	A	W	95-85
12/30/92	H	W	106-72
12/29/94	N	W	71-54
11/14/05	H	W	64-47

Bradley

Duke leads 2-1			
12/23/50	A	L	58-93
12/8/51	H	W	87-69
12/8/10	H	W	83-48

Brigham Young

Series tied 1-1			
12/29/52	N	L	68-69
12/23/92	N	W	89-66

Brown

Duke leads 3-1			
2/6/39	A	L	33-41
12/19/80	H	W	91-60
1/10/94	H	W	89-71
11/25/94	H	W	80-38

Bucknell

Duke leads 3-0			
1/4/60	H	W	72-36
1/9/84	H	W	84-67
1/2/06	H	W	84-50

Butler

Duke leads 3-0			
1/30/03	H	W	80-60
■ 4/5/10	N	W	61-59
12/4/10	N	W	82-70

BYU-Hawaii

Duke leads 1-0			
11/28/86	N	W	85-68

California

Duke trails 1-2			
12/4/82	A	L	71-76
■ 3/20/93	N	L	77-82
■ 3/21/10	N	W	68-53

Campbell

Duke leads 2-0			
■ 3/19/92	N	W	82-56
1/13/97	H	W	84-59

Canisius

Duke leads 4-1			
1/1/51	A	L	57-69
1/19/72	H	W	86-58
11/29/89	H	W	102-66
12/7/91	A	W	96-60
12/1/92	H	W	110-62

Carson-Newman

Duke leads 1-0			
1915	W		70-4

Catholic

Series tied 4-4			
1913	A	L	27-55
1917	L		24-26
12/19/31	A	W	41-29
12/14/33	A	L	31-33
1/18/35	H	L	25-31
12/18/35	A	W	39-36
1937	H	W	52-31
12/20/40	A	W	48-33

Central Michigan

Duke leads 1-0			
■ 3/22/03	N	W	86-60

Chaminade

Duke leads 1-0			
11/24/97	A	W	106-70

Charlotte

Duke leads 3-0			
12/1/90	H	W	111-94
1/18/92	H	W	104-82
11/17/09	H	W	101-59

Chicago

Duke leads 1-0			
12/13/77	H	W	99-61

Cincinnati

Duke leads 2-1			
12/29/79 (OT)	H	W	87-75
12/29/89	N	W	95-83
11/28/98	N	L	75-77

Clemson

Duke leads 106-30			
1/14/26	H	W	46-12
2/27/31	N	W	31-27
1/4/34	H	W	36-23
12/17/36	A	W	33-25
3/5/38	N	W	40-30
1/10/39	H	W	39-33
2/13/39	A	L	36-38
1/19/40	H	W	54-49
2/12/40 (OT)	H	W	39-37
1/18/41	H	W	45-42
1/19/46	A	W	42-29
2/14/46	H	W	61-33
1/16/48	H	W	80-47
2/17/48	A	L	57-63
12/3/54	H	W	115-54
1/11/55	A	W	75-66
12/2/55	H	W	97-63
1/11/56	A	W	109-80
12/4/56	A	W	84-78
1/12/57	H	W	80-70
12/6/57	H	W	79-66
2/4/58	N	W	73-57
12/5/58	A	L	55-56
1/13/59	H	W	45-41
12/5/59	H	W	68-59
1/12/60	A	W	50-41
12/15/60	A	W	75-58
1/28/61	H	W	79-59
12/11/61	H	W	89-66
1/11/62	A	W	104-96
▲ 3/2/62	N	L	72-77
12/13/62	A	W	92-67
1/12/63	H	W	78-67
12/14/63	H	W	75-52
1/8/64	A	W	81-75
12/16/64	A	W	80-79
1/12/65	H	W	106-81
12/4/65	H	W	83-68
1/11/66	A	W	87-85
1/10/67	H	W	85-61
2/14/67	A	L	68-73
1/9/68	H	W	101-79
2/20/68	A	W	82-70
▲ 3/7/68	N	W	43-40
12/28/68	H	W	96-70
2/5/69	A	W	85-76
2/4/70	A	W	92-88
2/9/70	H	W	91-75
1/16/71	A	W	82-56
3/2/71	H	W	70-60
1/15/72	H	W	71-69
3/1/72	A	L	40-59
1/13/73	H	W	75-

Colorado State

Duke leads 2-0

■ 3/20/03	N	W	67-57
12/7/11	H	W	87-64

Columbia

Duke leads 2-1

12/27/51	N	L	58-66
11/23/99	H	W	99-52
11/12/06	H	W	86-43

Connecticut

Duke leads 5-4

■ 3/14/63	N	W	101-54
12/14/76 (OT)	N	W	64-62
■ 3/24/90 (OT)	N	W	79-78
■ 3/22/91	N	W	81-67
11/29/94	N	L	86-90
■ 3/29/99	N	L	74-77
11/12/99	N	L	66-71
■ 4/3/04	N	L	78-79
11/27/09	N	W	68-59

Cornell

Duke leads 5-0

11/30/74	H	W	100-62
1/26/87	H	W	85-59
12/29/88	H	W	94-59
1/6/08	H	W	81-67
12/19/12	H	W	88-47

Creighton

Duke leads 1-0

■ 3/24/13	N	W	66-50
-----------	---	---	-------

Davidson

Duke leads 90-17

1909		W	22-8	
12/17/15	A	L	23-27	
2/15/16	H	W	38-22	
1917		W	32-26	
1918		W	30-24	
2/18/19	H	L	19-20	
2/7/22	H	W	24-18	
2/13/22	A	L	27-32	
1923		W	39-27	
1924		W	40-30	
1/9/25	A	L	25-27	
1925		A	L	22-39
1925		H	L	18-22
1/8/26		L	31-32	
1926		W	32-30	
1927		W	39-24	
1927		L	42-49	
1/11/28		W	46-27	
2/22/28		W	51-33	
1929		L	40-47	
1929		W	33-25	
1930		W	33-30	
1930		W	45-21	
1931		W	27-18	
1931		W	31-17	
1/29/32	H	W	21-6	
2/1/32	A	W	33-20	
1/9/33	A	W	58-14	
2/7/33	H	W	44-28	
1/8/34	A	W	40-35	
2/12/34	H	W	57-26	
1/2/35	N	W	39-35	
2/12/35	H	W	35-34	
1/8/36	A	W	46-24	
2/13/36	H	W	36-33	
1/6/37	A	W	40-34	
2/2/37	H	W	32-27	
1/5/38	A	L	22-40	
2/8/38	H	W	52-28	
1/5/39	A	L	39-41	
2/8/39	H	L	40-42	
1/4/40	A	W	51-28	
2/6/40	H	W	47-30	
1/6/41	N	W	57-33	
1/7/42	A	W	75-40	
2/4/42	H	W	73-37	
1/7/43	A	W	60-50	
12/14/45	H	W	50-23	

1/5/46	A	W	55-27
1/7/47	A	W	55-48
2/7/47	H	W	61-47
1/6/48	A	L	42-44
3/5/48	N	W	53-37
12/17/49	A	W	58-41
1/29/49	H	W	57-51
12/15/49	A	W	66-49
1/27/50	H	W	69-59
1/29/51	H	W	90-68
2/12/51	A	W	94-73
12/18/51	H	W	88-49
2/26/52	A	W	58-50
12/16/52	H	W	94-65
2/23/53	A	W	99-72
12/15/53	H	W	78-37
12/14/54	A	W	107-75
12/5/61	H	W	117-72
12/1/62	H	W	76-68
12/18/62	A	L	69-72
2/15/64	H	W	82-75
1/3/68	H	W	89-84
2/19/69 (OT)	A	L	80-88
2/18/70 (OT)	A	W	79-76
2/16/71	N	W	64-55
2/16/72	A	L	72-74
1/17/73	A	W	78-75
1/30/74	H	W	89-72
1/29/75	A	W	113-76
1/27/76	H	W	94-79
1/5/77	A	W	102-51
2/11/78	H	W	104-88
1/2/79	A	W	77-59
12/29/81	H	L	73-75
12/14/82	H	W	63-60
12/3/83	A	W	90-63
12/17/84	H	W	82-65
12/18/85	A	W	69-52
12/8/86	H	W	95-65
12/9/87	A	W	105-71
1/5/89	H	W	101-53
12/21/89	A	W	89-44
2/13/91	H	W	74-39
12/11/96	H	W	85-58
11/20/97	H	W	100-65
11/17/98	N	W	94-61
12/21/99	H	W	109-65
12/5/00	H	W	102-60
1/2/02	N	W	106-71
11/25/02	H	W	95-80
12/29/03	H	W	88-54
11/22/04	N	W	74-61
11/19/05	H	W	84-55
11/25/06	H	W	75-47
12/1/07	A	W	79-73
1/7/09	H	W	79-67
11/18/11	H	W	82-69
1/2/13	N	W	67-50
11/8/13	H	W	111-77

Dayton

Duke leads 5-1

12/30/59	N	L	63-71
12/19/69	N	W	72-67
12/22/70	A	W	70-64
● 3/20/71	N	W	68-60
12/23/71	H	W	68-66
12/29/02	H	W	85-74

Delaware

Duke leads 2-0

12/19/95	H	W	79-73
12/1/12	H	W	88-50

Delaware State

Duke leads 1-0

■ 3/18/05	N	W	57-46
-----------	---	---	-------

DePaul

Duke leads 4-0

■ 3/21/86	N	W	74-67
12/21/92	N	W	89-73
2/24/99	A	W	96-64
12/4/99 (OT)	H	W	84-83

Detroit

Duke leads 2-0

12/20/80	H	W	111-71
11/22/03	H	W	67-56

Drake

Duke leads 1-0

12/28/89	N	W	101-77
----------	---	---	--------

Drexel

Duke leads 1-0

11/23/05	N	W	78-68
----------	---	---	-------

Duquesne

Duke leads 5-1

2/10/43	H	W	55-41
12/15/61	N	L	61-66
2/10/75	H	W	80-73
1/31/77	A	W	76-49
12/28/77	N	W	74-65
11/28/09	H	W	95-72

East Carolina

Duke leads 21-0

12/15/69	H	W	80-65
12/11/71	H	W	71-62
12/12/72	H	W	108-74
12/1/73	H	W	82-69
12/4/74	H	W	79-73
12/10/75	H	W	93-74
12/29/76	N	W	88-65
1/28/78	H	W	105-82
12/8/79	H	W	92-73
12/22/81	H	W	70-57
11/27/82	H	W	70-65
12/10/83	H	W	80-64
1/9/85	H	W	87-63
12/2/85	H	W	98-66
12/3/86	H	W	103-65
11/30/87	H	W	94-45
11/30/88	H	W	95-46
2/14/90	H	W	84-51
11/26/90	H	W	125-82
11/25/91	H	W	103-75
11/19/13	H	W	83-74

East Tennessee State

Duke trails 0-1

12/14/68	H	L	63-71
----------	---	---	-------

Eastern Kentucky

Duke leads 1-0

11/25/07	H	W	78-43
----------	---	---	-------

Eastern Michigan

Series tied 1-1

■ 3/14/96	N	L	60-75
12/28/13	H	W	82-59

Elon

Duke leads 16-5

12/13/11		W	47-12	
1913		H	W	46-12
1913		H	W	30-15
12/15/13	A	L	23-25	
1915		L	16-17	
1915		L	16-18	
1/20/16	H	W	37-22	
2/19/16	A	L	19-23	
1917		W	33-21	
1917		W	33-29	
1918		W	22-11	
1918		W	40-27	
2/14/19	A	W	12-5	
1920		W		
2/6/22	A	L	29-30	
1924		W	33-24	
1924		W	34-19	
1/2/36	H	W	58-42	
12/20/10	H	W	98-72	
12/20/12	H	W	76-54	
12/31/13	N	W	86-48	

Emory & Henry

Duke leads 2-0

1913	H	W	36-15
1918		W	75-27

Fairfield

Duke leads 3-0

11/14/98	H	W	98-66
1/2/03	H	W	86-58
1/6/04	H	W	99-58

Florida

Duke leads 12-4

2/8/21	H	W	49-21
2/20/22 (OT)	A	L	30-33
2/27/32	N	W	33-22
12/18/34	A	W	55-27
12/19/34	A	L	21-40
2/14/36	H	W	42-31
12/16/37	A	W	33-25
12/17/37	A	W	37-33
12/17/46	N	W	44-37
12/21/60	N	W	83-64
12/1/61	H	W	80-58
12/27/73	N	L	60-77

Georgetown (Ky.)

Duke leads 1-0
12/8/41 H W 37-31

Georgia

Duke trails 2-3
1922 A L 19-29
1928 W 49-44
1929 L 22-24
1929 N W 43-37
2/29/32 N L 32-43

Georgia Southern

Duke leads 2-0
11/13/06 H W 72-48
11/11/09 H W 97-54

Georgia State

Duke leads 1-0
11/9/12 H W 74-55

Georgia Tech

Duke leads 68-23
2/15/22 A L 16-17
3/1/30 N W 44-35
2/13/40 A L 35-41
1/18/46 A W 54-39
2/12/46 H W 73-51
2/15/47 A W 64-54
2/16/48 A W 60-55
2/12/49 H W 53-42
12/10/55 H W 87-66
11/30/56 A W 71-61
12/1/59 H L 49-59
12/19/60 A W 61-48
1/27/73 A L 86-88
2/16/74 H W 70-60
2/22/75 H W 107-86
1/9/76 A W 91-71
1/7/80 H W 55-42
1/21/80 A W 56-49
2/4/81 A W 82-68
2/21/81 H W 83-56
2/3/82 H W 47-46
2/20/82 A L 78-87
2/9/83 A L 66-67
2/26/83 H W 106-81
1/30/84 A W 69-68
2/25/84 H L 56-58
▲ 3/9/84 (OT) N W 67-63
2/6/85 A L 71-81
2/23/85 H W 67-62
▲ 3/9/85 N L 64-75
1/21/86 A L 80-87
2/9/86 H W 75-59
▲ 3/9/86 N W 68-67
1/29/87 A L 66-75
2/21/87 H L 72-79
2/3/88 H W 78-65
2/28/88 A L 87-91
2/2/89 A L 76-81
2/20/89 H W 91-66
1/11/90 A W 96-91
1/28/90 H W 88-86
▲ 3/10/90 N L 72-83
1/9/91 H W 98-57
1/30/91 A W 77-75
1/11/92 H W 97-84
2/12/92 A W 71-62
▲ 3/14/92 N W 89-76
1/10/93 A L 79-80
2/10/93 H W 73-63
▲ 3/12/93 N L 66-69
1/8/94 H W 88-71
2/8/94 A W 66-63
12/30/94 N W 76-69
1/7/95 A L 69-76
2/9/95 H W 77-70
1/7/96 H L 81-86
2/7/96 (OT) A L 71-73
1/5/97 A W 66-56
2/2/97 H W 70-61
2/1/98 H W 90-69
2/25/98 A W 76-53
1/6/99 H W 99-58

2/6/99 A W 87-79
1/13/00 H W 82-57
2/12/00 A W 84-65
1/20/01 A W 98-77
2/21/01 H W 98-54
1/10/02 H W 104-79
2/9/02 A W 95-63
1/25/03 H W 91-71
2/26/03 A W 77-58
1/31/04 A W 82-74
3/3/04 H L 68-76
▲ 3/13/04 N W 85-71
2/5/05 H W 82-65
2/23/05 A W 60-56
▲ 3/13/05 N W 69-64
2/22/06 A W 73-66
1/10/07 A L 63-74
2/18/07 H W 71-62
2/27/08 H W 71-58
▲ 3/14/08 N W 82-70
1/14/09 A W 70-56
1/9/10 A L 67-71
2/4/10 H W 86-67
▲ 3/14/10 N W 65-61
2/20/11 H W 79-57
1/7/12 *A W 81-74
1/17/13 H W 73-57
1/7/14 H W 79-57
1/18/14 A W 68-51

At Cameron Indoor: Duke leads 33-5
At Alexander Memorial Coliseum: Duke leads 21-13
*At Philips Arena: Duke leads 1-0
In ACC Tournament: Duke leads 7-3
Longest Duke win streak: 15 (1/5/97-1/31/04)
Longest GT win streak: 2 (several times)
Biggest Duke win: 98-54 (2/21/01)
Biggest Duke loss: 72-83 (3/10/90); 64-75 (3/9/85)
Since Joining the ACC - 1979-80: 56-19
Duke under Mike Krzyzewski: 53-18

Gonzaga

Duke leads 2-0
12/21/06 N W 61-54
12/19/09 N W 76-41

Guilford

Duke leads 17-3
1907 W 20-1
1910 L 8-25
2/1/12 W 14-12
2/14/14 A L 8-35
1914 H W 24-15
1915 W 43-25
1915 W 58-36
2/29/16 H W 61-28
1918 W 40-32
1918 W 28-21
2/6/19 H W 47-19
2/15/19 A W 27-18
1920 W
1920 W
1921 H W
2/9/22 H W 38-24
1923 W 45-32
1924 W 30-17
1/12/25 H W 34-22
2/1/26 L 30-35

Hampden-Sydney

Duke leads 6-0
12/16/39 A W 59-28
12/11/44 H W 50-25
12/12/46 H W 61-51
12/15/47 H W 59-45
12/10/48 A W 58-50
12/6/49 H W 74-59

Hampton

Duke leads 1-0
▲ 3/19/11 N W 87-45

Harvard

Duke leads 10-0
12/30/72 H W 102-76
2/8/84 A W 89-86
2/4/85 H W 82-53
1/27/86 H W 89-52
2/10/87 A W 98-86
12/21/87 H W 121-62
2/14/89 A W 98-59
11/25/89 H W 130-54
12/19/90 A W 103-61
11/30/91 H W 118-65

Hawaii

Duke leads 1-0
12/30/89 N W 87-75

High Point

Duke leads 3-0
12/10/35 A W 50-22
12/13/37 A W 36-33
12/4/46 A W 44-29

Holy Cross

Duke leads 2-0
1/27/82 N W 66-60
12/6/06 H W 57-45

Illinois

Duke leads 5-2
11/29/86 N L 62-69
12/3/94 N W 70-65
12/2/95 H L 65-75
11/30/99 N W 72-69
11/28/00 N W 78-77
■ 3/26/04 N W 72-62
11/20/07 N W 79-66

Illinois-Chicago

Duke leads 1-0
12/14/04 H W 88-55

Indiana

Duke leads 4-3
■ 3/20/87 N L 82-88
■ 4/4/92 N W 81-78
11/24/95 N W 70-64
11/27/96 N L 69-85
■ 3/21/02 N L 73-74
11/30/05 A W 75-67
11/28/06 H W 54-51

Iowa

Duke leads 7-1
12/31/68 N W 85-82
■ 3/16/91 N W 85-70
■ 3/21/92 N W 75-62
1/16/93 H W 65-56
12/22/93 A W 79-76
12/27/94 N L 71-81
11/25/95 N W 88-81
11/27/01 N W 80-62

Iowa State

Duke leads 1-0
1/6/10 N W 86-65

Johns Hopkins

Duke leads 3-0
11/29/75 H W 103-72
11/30/76 H W 85-66
11/26/77 H W 95-49

Kansas

Duke leads 7-3
12/11/85 N W 92-86
■ 3/29/86 N W 71-67
2/20/88 (OT) A W 74-70
■ 4/2/88 N L 59-66
2/18/89 H W 102-77
■ 4/1/91 N W 72-65
■ 3/19/00 N W 69-64
■ 3/27/03 N L 65-69
11/23/11 N W 68-61
11/12/13 N L 83-94

Kansas State

Duke leads 1-0
11/23/10 N W 82-68

Kent State

Duke leads 2-0
12/28/74 N W 83-65
12/19/06 H W 79-72

Kentucky

Duke trails 9-11
3/3/30 N W 37-32
1931 N L 30-35
2/6/32 A L 30-37
12/21/53 N L 69-85
2/1/56 A L 76-81
12/18/56 H W 85-84
12/2/57 A L 74-78
12/8/58 H L 64-78
12/31/63 N L 79-81
■ 3/18/66 N L 79-83
12/20/69 N L 76-98
■ 3/27/78 N L 88-94
11/17/79 (OT) N W 82-76
■ 3/13/80 A W 55-54
11/19/88 N W 80-55
■ 3/28/92 (OT) N W 104-103
■ 3/22/98 N L 84-86
12/22/98 N W 71-60
12/18/01 (OT) N W 95-92
11/13/12 N W 75-68

LaSalle

Duke leads 4-0
1/21/78 A W 91-81
12/5/78 H W 66-42
12/2/81 H W 61-55
1/8/83 A W 61-60

Lafayette

Duke leads 1-0
1/10/77 H W 93-77

Lamar

Duke leads 2-0
11/21/85 N W 66-62
■ 3/17/00 N W 82-55

Lehigh

Duke leads 4-1
1/4/41 H W 66-30
1/9/78 H W 105-63
12/29/90 H W 97-67
12/2/96 H W 103-51
■ 3/16/12 N L 70-75

Lenoir

Duke leads 1-0
1923 W 49-20

Liberty

Duke leads 1-0
11/28/03 N W 76-47

Long Beach State

Duke leads 2-0
1/5/79 N W 79-78
12/29/09 H W 84-63

Long Island

Duke trails 0-1
1/1/44 (OT) A L 57-59

Louisiana-Lafayette (SW Louisiana St.)

Duke leads 1-0
2/11/67 H W 94-83

Louisiana-Monroe

Duke leads 1-0
■ 3/14/91 N W 102-73

Louisiana State

Duke leads 5-2
2/28/30 N W 43-34
12/3/60 (OT) H W 80-74
12/20/74 N L 95-105
2/10/91 H W 88-70
2/8/92 A W 77-67
12/22/92 N W 96-67
■ 3/23/06 N L 54-62

Louisville

Duke leads 5-4
12/31/58 N W 57-54
12/8/61 H W 86-56
12/15/62 A W 76-75
2/18/79 N W 88-72
1/2/82 A L 61-99
1/12/83 H L 76-91
■ 3/31/86 N L 69-72
11/24/12 N W 76-71
■ 3/31/13 N L 63-85

At Cameron Indoor: Series tied 1-1
At Freedom Hall: Series tied 1-1
At KFC Yum! Center: 0-0
In ACC Tournament: 0-0
Longest Duke win streak: 4 (12/31/58-2/18/79)
Longest Louisville win streak: 3 (1/2/82-3/31/86)
Biggest Duke win: 86-56 (12/8/61)
Biggest Duke loss: 61-99 (1/12/82)
Since Joining the ACC - 2014-15: 0-0
Duke under Mike Krzyzewski: 1-4

Loyola (Md.) College

Duke leads 2-0
1/4/84 H W 92-68
12/31/09 H W 92-51

Loyola (Ill.) University

Series tied 1-1
1930 H W 30-27
■ 3/22/63 N L 75-94

Lynchburg

Duke leads 2-0
1926 W 36-31
1926 W 29-27

Marquette

Duke leads 6-2
12/30/60 N W 86-73
1/28/79 H W 69-64
2/10/80 N L 77-80
11/14/90 H W 87-74
■ 3/24/94 N W 59-49
11/21/06 N L 62-73
11/21/07 N W 77-73
11/22/10 N W 82-77

Maryland

Duke leads 114-63
1926 L 20-40
1/9/30 A W 28-27
2/20/30 W 39-26
1/15/31 L 24-32
2/20/32 (OT) H L 18-20
1/12/33 A L 28-30
1/11/34 A L 33-37
1/11/35 A W 48-39
2/1/36 A L 34-38
3/5/36 N L 35-47
1/16/37 A W 34-31
1/30/37 H W 34-30
1/15/38 A L 35-40
1/29/38 H W 44-34
3/5/38 N W 35-32
1/13/39 A L 34-37
2/2/39 H L 44-60
1/9/40 A L 30-32
1/30/40 H W 48-27
3/1/40 N W 44-32
1/11/41 A W 40-26
2/1/41 H W 43-17
1/10/42 H W 37-33
2/25/42 A W 64-46
2/12/43 A W 46-43
1/6/45 H W 51-24
2/22/45 N W 76-49

1/4/46	H	W	59-25
1/25/46	A	L	38-43
2/21/47	A	W	43-38
1/5/48	H	W	53-42
1/4/50	H	W	58-46
2/10/50	A	L	57-67
2/16/51	A	W	49-40
2/18/52	H	W	56-51
3/6/52	N	W	51-48
3/5/53	N	L	65-74
2/16/54	A	W	68-61
12/7/54	A	L	47-49
12/17/54	H	W	68-61
1/14/56	H	W	76-62
2/7/56	A	W	82-70
▲ 3/1/56	N	W	94-69
1/10/57	A	L	51-62
1/31/57	H	W	72-60
1/8/58	A	L	49-74
2/21/58	H	W	68-59
▲ 3/7/58 (OT)	N	L	65-71
1/7/59	A	L	33-64
1/17/59	H	W	78-69
1/16/60	H	L	48-56
2/18/60	A	L	61-71
1/14/61	H	W	70-62
2/16/61	A	L	71-76
1/13/62	H	W	84-68
2/13/62	A	W	79-53
▲ 3/1/62	N	W	71-58
12/8/62	H	W	92-56
2/19/63	A	W	76-70
2/8/64	A	W	104-72
2/22/64	H	W	84-63
2/1/65	H	W	82-64
2/23/65	A	L	82-85
1/13/66	H	W	76-61
2/19/66	A	W	74-69
1/14/67 (OT)	A	W	72-69
2/18/67	H	W	81-58
1/13/68	A	W	84-52
2/6/68	H	W	85-64
1/11/69	H	W	96-85
2/10/69	A	W	93-83
1/28/70	A	L	50-52
2/21/70	H	W	87-76
2/6/71	H	L	79-88
2/13/71	A	W	70-67
2/5/72	A	L	58-77
2/26/72	H	W	68-59
2/3/73	H	W	85-81
2/24/73	A	L	68-96
2/2/74	A	L	83-104
2/23/74	H	L	61-64
▲ 3/7/74	N	L	66-85
1/8/75	A	L	77-83
2/8/75	H	L	80-104
2/7/76	A	L	91-102
2/21/76	H	W	69-67
▲ 3/4/76 (OT)	N	L	78-80
2/5/77 (OT)	H	L	64-65
2/19/77	A	L	72-85
1/4/78	A	W	88-78
2/18/78	H	W	81-70
▲ 3/2/78	N	W	81-69
2/3/79	H	W	87-78
2/16/79	A	L	68-70
2/2/80	A	L	82-101
2/16/80	H	W	66-61
▲ 3/1/80	N	W	73-72
1/10/81	A	L	79-94
2/7/81	H	W	55-54
▲ 3/5/81	N	L	53-56
1/9/82	H	L	36-40
2/6/82	A	L	60-77
1/15/83	A	W	86-67
2/21/83	H	L	90-101
1/14/84	H	L	75-81
2/11/84	A	W	89-84
▲ 3/11/84	N	L	62-74
1/14/85 (OT)	A	L	76-78
2/9/85	H	W	70-62
▲ 3/8/85	N	W	86-73
1/4/86	A	W	81-75
1/25/86	H	W	80-68

1/14/87	A	W	85-61
2/7/87	H	W	76-67
1/16/88	H	L	69-72
2/13/88	A	W	90-83
1/14/89	A	W	82-72
2/11/89	H	W	86-60
1/13/90	H	W	91-80
2/10/90 (OT)	A	W	114-111
▲ 3/9/90	N	W	104-84
1/12/91	A	W	94-78
2/9/91	H	W	101-81
1/8/92	A	W	83-66
2/20/92	H	W	91-89
▲ 3/13/92	N	W	94-87
1/30/93	A	W	78-62
3/3/93	H	W	95-79
1/29/94	H	W	75-62
3/2/94	A	W	73-69
1/28/95	A	L	72-74
3/1/95	H	L	92-94
1/28/96	H	W	83-73
2/28/96	A	W	77-75
▲ 3/8/96	N	L	69-82
1/26/97	A	L	70-74
2/27/97	H	W	81-69
1/3/98	A	W	104-72
1/29/98	H	W	86-59
1/3/99	A	W	82-64
2/3/99	H	W	95-77
1/9/00	A	W	80-70
2/9/00	H	L	87-98
▲ 3/12/00	N	W	81-68
1/27/01 (OT)	A	W	98-96
2/27/01	H	L	80-91
▲ 3/10/01	N	W	84-82
■ 3/31/01	N	W	95-84
1/17/02	H	W	99-78
2/17/02	A	L	73-87
1/18/03	A	L	72-87
2/19/03	H	W	75-70
1/21/04	A	W	68-60
2/22/04	H	W	86-63
▲ 3/14/04 (OT)	N	L	87-95
1/26/05	H	L	66-75
2/12/05 (OT)	A	L	92-99
1/11/06	H	W	76-52
2/11/06	A	W	96-88
2/11/07	A	L	60-72
2/28/07	H	L	77-85
1/27/08	A	W	93-84
2/13/08	H	W	77-65
1/24/09	H	W	85-44
2/25/09	A	W	78-67
▲ 3/14/09	N	W	67-61
2/13/10	H	W	77-56
3/3/10	A	L	72-79
1/9/11	H	W	71-64
2/2/11	A	W	80-62
▲ 3/11/11	N	W	87-71
1/25/12	A	W	74-61
2/11/12	H	W	73-55
1/26/13	H	W	84-64
2/16/13	A	L	81-83
▲ 3/15/13	N	L	74-83
2/15/14	H	W	69-67
Massachusetts			
Duke leads 1-0			
12/12/83	H	W	88-56
Memphis			
Duke leads 1-0			
11/25/05	N	W	70-67
Mercer			
Duke leads 3-2			
1924	W	29-25	
1924	L	18-31	
1929	W	47-43	
12/21/97	H	W	126-64
■ 3/21/14	N	L	71-78

Miami (Fla.)			
Duke leads 17-4			
12/21/62	A	L	69-71
2/19/86	H	W	104-82
12/22/86	A	W	74-67
1/6/88	H	W	107-69
12/10/88	A	W	117-102
1/19/05	A	W	92-83
3/3/05	H	W	83-59
2/19/06	H	W	92-71
▲ 3/10/06	N	W	80-76
1/14/07	A	W	85-63
2/2/08	H	W	88-73
2/20/08	A	L	95-96
2/7/09 (OT)	H	W	78-75
2/17/10	A	W	81-74
▲ 3/13/10	N	W	77-74
1/2/11	H	W	74-63
2/13/11	A	W	81-71
2/5/12 (OT)	H	L	74-78
1/23/13	A	L	63-90
3/2/13	H	W	79-76
1/22/14	A	W	67-46
<i>At Cameron Indoor: Duke leads 8-1</i>			
<i>At BankUnited Center: Duke leads 5-2</i>			
<i>In ACC Tournament: Duke leads 2-0</i>			
<i>Longest Duke win streak: 9 (2/19/86-2/2/08)</i>			
<i>Longest Miami win streak: 2 (2/5/12-1/23/13)</i>			
<i>Biggest Duke win: 107-69 (1/6/88)</i>			
<i>Biggest Duke loss: 63-90 (1/23/13)</i>			
<i>Since Joining the ACC - 2004-05: 13-3</i>			
<i>Duke under Mike Krzyzewski: 17-3</i>			
Miami (Ohio)			
Duke leads 1-0			
11/16/10	H	W	79-45
Michigan			
Duke leads 22-8			
12/21/63	A	L	67-83
■ 3/20/64	N	W	91-80
12/5/64	H	L	79-86
12/21/65 (OT)	N	W	100-93
12/3/66	H	W	96-75
12/6/68	A	W	93-72
12/9/68	H	L	80-90
12/10/69	A	W	73-68
12/7/70	H	W	95-74
12/9/89 (OT)	A	L	108-113
12/8/90	H	W	75-68
12/14/91 (OT)	A	W	88-85
■ 4/6/92	N	W	71-51
12/5/92	H	W	79-68
12/11/93	A	W	73-63
12/10/94	H	W	69-59
12/9/95	A	L	84-88
12/8/96	H	L	61-62
12/13/97	A	L	73-81
12/12/98	H	W	108-64
12/11/99	A	W	104-97
12/9/00	H	W	104-61
12/8/01	A	W	104-83
12/7/02	H	W	81-59
12/8/07	H	W	95-67
11/21/09	N	W	71-56
12/6/09	A	L	73-81
■ 3/20/11	N	W	73-71
11/22/11	N	W	82-75
12/3/13	H	W	79-69
Michigan State			
Duke leads 8-2			
12/29/58	N	L	57-82
■ 3/20/94	N	W	85-74
12/2/98	N	W	73-67
■ 3/27/99	N	W	68-62
12/3/03	A	W	72-50
11/30/04	H	W	81-74
■ 3/25/05	N	L	68-78
12/1/10	H	W	84-79
11/15/11	N	W	74-69
■ 3/29/13	N	W	71-61
Milligan			
Duke trails 0-1			
12/10/43	H	L	40-46

Minnesota			
Duke leads 2-1			
12/28/54	N	L	73-79
■ 3/24/89	N	W	87-70
11/22/12	N	W	89-71
Mississippi State			
Duke trails 1-2			
1/12/37	H	L	29-33
1/3/38	H	L	23-25
■ 3/20/05	N	W	63-55
Mississippi Valley State			
Duke leads 1-0			
■ 3/13/86	N	W	85-78
Missouri			
Duke leads 2-0			
11/25/97	N	W	82-59
■ 3/17/01	N	W	94-81
Missouri St.			
Duke leads 1-0			
■ 3/19/99	N	W	78-61
Monmouth			
Duke leads 2-0			
12/28/95	H	W	69-53
■ 3/15/01	N	W	95-52
Montana			
Duke leads 1-0			
11/23/09	H	W	78-58
Murray State			
Duke leads 1-0			
■ 3/14/97	N	W	71-68
Navy			
Duke leads 29-13			
1929	L	38-49	
1930	A	W	47-29
1931	W	41-27	
1/15/32	A	L	25-36
1/17/33	A	L	22-44
1/13/34	A	W	29-23
3/6/35 (OT)	A	L	38-44
1/9/37	A	W	33-29
1/8/38	A	L	30-43
1/14/39	A	W	44-37
1/10/40	A	W	40-27
2/8/41	H	L	32-34
1/17/42	A	W	41-31
1/14/43	A	W	45-44
2/20/43	A	W	58-48
1/29/44	A	L	42-45
1/27/45	A	L	43-54
1/26/46	A	L	40-51
2/1/47	H	L	48-61
2/14/48	A	L	46-56
2/2/49	A	W	55-42
2/4/50	H	W	68-53
2/17/51	A	L	60-85
2/9/52 (OT)	A	W	70-68
1/31/53	H	W	78-73
12/30/53	N	W	98-83
1/30/54	A	W	82-65
2/12/55	A	W	71-56
2/18/56	H	W	93-70
2/2/57 (OT)	A	L	69-71
2/19/58	A	W	77-63
2/14/59	H	W	64-63
2/19/59	N	W	76-71
2/6/60	A	W	58-48
1/3/61	N	W	78-63
2/18/61	A	W	75-73
2/17/62	H	W	91-72
1/9/63	A	W	85-70
2/1/64	H	W	121-63
12/10/64 (OT)	N	W	93-87
12/30/83	N	W	90-79
■ 3/23/86	N	W	71-50

New Hampshire			
Duke leads 1-0			
12/29/82	H	W	84-48
New Mexico State			
Duke leads 1-0			
11/12/07	H	W	86-61
New Orleans			
Duke leads 1-0			
12/28/80	N	W	77-63
New York University			
Series tied 5-5			
1/9/47 (2OT)	A	L	61-64
1/8/48	A	L	56-77
2/4/49	H	W	73-44
1/12/50	N	L	64-80
2/3/51	H	L	73-79
1/10/52	N	W	74-72
2/5/53	H	W	89-82
1/4/58	A	W	67-60
■ 3/12/60	N	L	5

1/18/43	H	L	33-37
2/5/44	A	W	41-40
2/10/44	H	L	30-39
2/26/44	N	W	44-27
1/20/45	A	W	50-41
2/14/45	H	L	38-50
2/24/45	N	L	38-49
1/9/46 (OT)	A	W	51-46
2/16/46	H	L	44-54
2/11/47	A	L	28-49
2/28/47	H	L	47-57
2/7/48	A	L	42-48
2/27/48	H	W	56-45
2/5/49	A	L	34-64
2/25/49	H	L	40-64
12/29/49	N	L	52-59
2/17/50	A	L	55-58
2/24/50	H	L	46-64
12/29/50	N	W	71-63
2/2/51	A	L	68-71
2/23/51	H	W	84-72
12/5/51	H	W	77-59
2/1/52	A	W	73-66
2/29/52	H	W	94-64
2/6/53	A	W	95-89
2/27/53	H	W	83-58
2/4/54	H	W	63-47
2/20/54	A	W	67-63
12/29/54	N	L	52-65
2/4/55	A	W	91-68
2/25/55	H	W	96-74
12/30/55	N	L	64-74
2/4/56	H	W	64-59
2/24/56	A	L	65-73
12/28/56	N	L	71-87
2/9/57	A	L	73-75
3/1/57	H	L	72-86
12/27/57	N	L	62-76
2/8/58	A	W	91-75
2/28/58	H	W	59-46
2/6/59	H	L	80-89
2/28/59	A	L	62-72
▲ 3/6/59	N	L	71-74
12/29/59	N	L	53-75
2/13/60	A	L	58-84
2/27/60	H	L	50-75
▲ 3/4/60	N	W	71-69
12/31/60	N	L	71-76
2/4/61	H	W	81-77
2/25/61 (OT)	A	L	66-69
2/3/62	H	W	79-57
2/24/62	A	W	82-74
2/2/63	A	W	77-69
2/23/63	H	W	106-93
1/11/64	H	W	84-64
2/29/64	A	W	104-69
▲ 3/6/64	N	W	65-49
1/9/65	H	L	62-65
2/27/65	A	L	66-71
1/8/66	A	W	88-77
2/26/66	H	W	77-63
▲ 3/4/66	N	W	21-20
1/7/67	H	L	56-59
3/4/67	A	L	79-92
▲ 3/11/67	N	L	73-83
1/6/68	A	L	72-75
3/2/68 (3OT)	H	W	87-86
1/4/69	A	L	70-94
3/1/69	H	W	87-81
▲ 3/8/69	N	L	74-85
1/10/70	A	L	78-86
2/28/70	H	W	91-83
12/19/70	N	L	81-83
1/9/71	A	L	74-79
3/6/71	H	W	92-83
● 3/25/71	N	L	67-73
1/22/72	H	W	76-74
3/4/72	A	L	69-93
▲ 3/10/72	N	L	48-63
12/15/72	N	L	86-91
1/20/73	A	L	71-82
3/3/73	H	L	70-72
1/5/74	N	L	75-84
1/19/74	H	L	71-73
3/2/74 (OT)	A	L	92-96

1/3/75 (OT)	N	W	99-96
2/12/75	A	L	70-78
3/1/75	H	L	70-74
1/3/76	N	L	74-77
1/17/76	H	L	87-89
2/28/76	A	L	71-91
1/15/77	A	L	68-77
2/26/77	H	L	71-84
12/2/77	N	L	66-79
1/14/78	H	W	92-84
2/25/78	A	L	83-87
12/2/78	N	W	78-68
1/13/79	A	L	68-74
2/24/79	H	W	47-40
▲ 3/3/79	N	L	63-71
12/1/79	N	W	86-74
1/12/80	H	L	67-82
2/23/80	A	L	71-96
▲ 2/29/80	N	W	75-61
12/5/80	N	L	76-78
1/17/81	A	L	65-80
2/28/81 (OT)	H	W	66-65
1/16/82	H	L	63-73
2/27/82	A	L	66-84
1/22/83	A	L	82-103
3/5/83	H	L	81-105
1/21/84	H	L	73-78
3/3/84 (2OT)	A	L	83-96
▲ 3/10/84	N	W	77-75
1/19/85	A	W	93-77
3/2/85	H	L	68-78
1/18/86	A	L	92-95
3/2/86	H	W	82-74
1/10/87	H	L	77-85
2/26/87	A	L	71-77
1/21/88	A	W	70-69
3/6/88	H	W	96-81
▲ 3/13/88	N	W	65-61
1/18/89	H	L	71-91
3/5/89	A	W	88-86
▲ 3/12/89	N	L	74-77
1/17/90	A	L	60-79
3/4/90	H	L	75-87
1/19/91	H	W	74-60
3/3/91	A	W	83-77
3/10/91	N	L	74-96
2/5/92	A	L	73-75
3/8/92	H	W	89-77
▲ 3/15/92	N	W	94-74
2/3/93	H	W	81-67
3/7/93	A	L	69-83
2/3/94	A	L	78-89
3/5/94	H	L	77-87
2/2/95 (2OT)	H	L	100-102
3/4/95	A	L	86-99
1/31/96	A	L	72-73
3/3/96	H	L	78-84
1/29/97	H	W	80-73
3/2/97	A	L	85-91
2/5/98	A	L	73-97
2/28/98	H	W	77-75
▲ 3/8/98	N	L	68-83
1/27/99	H	W	89-77
2/27/99	A	W	81-61
▲ 3/7/99	N	W	96-73
2/3/00 (OT)	A	W	90-86
3/4/00	H	W	90-76
2/1/01	H	L	83-85
3/4/01	A	W	95-81
▲ 3/1/01	N	W	79-53
1/31/02	A	W	87-58
3/3/02	H	W	93-68
▲ 3/8/02	N	W	60-48
2/5/03	H	W	83-74
3/9/03	A	L	79-82
▲ 3/15/03	N	W	75-63
2/5/04 (OT)	A	W	83-81
3/6/04	H	W	70-65
2/9/05	H	W	71-70
3/6/05	A	L	73-75
2/7/06	A	W	87-83
3/4/06	H	L	76-83
2/7/07	H	L	73-79
3/4/07	A	L	72-86
2/6/08	A	W	89-78

3/8/08	H	L	68-76
2/11/09	H	L	87-101
3/8/09	A	L	71-79
2/10/10	A	W	64-54
3/6/10	H	W	82-50
2/9/11	H	W	79-73
3/5/11	A	L	67-81
▲ 3/13/11	N	W	75-58
2/8/12	A	W	85-84
3/3/12	H	L	70-88
2/13/13	H	W	73-68
3/9/13	A	W	69-53
2/20/14	A	L	66-74
3/8/14	H	W	93-81
At Cameron Indoor: Duke leads 42-35			
At Dean E. Smith Center: Duke trails 13-16			
In ACC Tournament: Duke leads 12-8			
Longest Duke win streak: 8 (2/23/51-2/20/54)			
Longest UNC win streak: 16 (2/23/21-2/11/28)			
Biggest Duke win: 104-69 (2/29/64)			
Biggest Duke loss: 19-55 (3/5/21)			
Duke under Mike Krzyzewski: 40-38			
North Carolina A&T			
Duke leads 8-0			
● 3/12/81	H	W	79-69
12/19/94	H	W	99-56
1/20/98	A	W	101-66
12/20/98	H	W	88-53
12/19/99	H	W	101-60
12/30/00	H	W	108-73
12/16/01	H	W	93-51
12/17/02	N	W	91-57
North Carolina Asheville			
Duke leads 2-0			
12/17/08	H	W	99-56
11/18/13	H	W	91-55
North Carolina Central			
Duke leads 1-0			
11/9/07	H	W	121-56
North Carolina Greensboro			
Duke leads 10-0			
11/29/95	H	W	71-57
1/15/97	A	W	87-49
12/3/97	H	W	93-37
12/30/98	H	W	104-58
11/27/04	H	W	98-44
12/31/05	N	W	102-69
11/16/06	H	W	75-48
11/13/09	H	W	96-62
12/29/10	A	W	108-62
12/19/11	H	W	90-63
North Carolina State			
Duke leads 142-98			
2/9/12	W		31-28
2/24/12	L		13-26
1913	A	W	22-18
1913	H	W	32-14
1914	H	W	35-21
1914 (OT)	H	W	33-25
1915	W		46-27
1915	W		28-17
2/23/16	H	W	31-24
2/26/16	A	L	25-27
1917	W		32-24
1917	L		14-16
1917	W		2-10
1918	W		35-26
1918	L		18-28
1918	L		10-15
2/4/19	A	L	18-28
2/11/19	H	W	22-19
1920	H	W	28-22
1920	A	W	25-24
1921	H	W	33-11
1921	A	W	34-27
1/21/22	A	W	23-19
3/1/22	H	L	23-28
1923	W		32-27
1923	W		31-20
1924	H	W	35-23
1924	W		32-15

1/17/25	A	L	22-29
1926	L		27-28
1/30/26	L		24-32
1927	L		22-36
1927	L		23-29
1928	W		32-29
2/20/28	L		27-37
1929	L		26-40
1929	W		32-22
1929	N	L	35-43
1930	W		35-31
1930	W		33-26
1931	L		19-24
1931	L		23-26
1/23/32	H	W	28-18
2/16/32	A	W	25-21
1/21/33	A	W	36-29
2/14/33	H	L	28-40
1/17/34	A	W	33-29
2/24/34	H	W	41-34
1/15/35	A	L	25-28
2/23/35	H	W	35-28
1/25/36	A	L	33-36
2/25/36	H	L	29-32
1/22/37	A	L	27-30
2/20/37 (OT)	H	W	36-33
2/2/38	A	W	40-28
2/19/38	H	L	45-49
3/4/38	N	W	44-33
1/31/39	H	W	43-37
2/20/39	A	W	29-26
3/1/39	N	L	39-40
2/1/40	A	W	57-27
2/19/40	H	W	46-37
1/30/41	H	L	38-39
2/17/41	A	W	44-37
1/31/42	H	W	40-28
2/16/42	A	W	53-48
3/7/42	N	W	45-34
1/30/43	H	W	60-47
2/17/43	A	W	53-32
2/1/44	A	W	60-36
2/12/44	H	W	53-32
2/25/44	N	W	40-32
1/30/45	H	W	48-38
2/17/45	A	W	47-40
1/11/46	A	W	46-34
2/2/46	H	W	56-33
2/28/46 (OT)	N	W	44-38
1/18/47	H	W	60-53
2/18/47	A	L	57-83
2/14/48	H	L	43-44
2/18/48	A	L	37-70
3/6/48	N	L	50-58
1/15/49	H	L	52-53
2/11/49	A	L	44-47
1/7/50	H	W	58-55
2/14/50	A	L	50-68
3/4/50	N	L	47-67
1/6/51 (OT)	H	L	71-77
2/10/51	A	L	65-75
3/3/51	N	L	63-67
1/5/52 (OT)	H	L	70-72
2/12/52	A	W	71-58
3/8/52	N	L	68-77
1/10/53	H	L	64-82
2/14/53	A	W	84-82
1/9/54	H	W	87-85
2/9/54	A	W	90-89
▲ 3/5/54	N	L	75-79
1/8/55	H	L	91-96
2/15/55	A	L	78-84
▲ 3/5/55	N	L	77-87
1/7/56	H	W	68-58
2/14/56	A	L	81-90
▲ 3/2/56	N	L	79-91
12/29/56	N	L	80-102
1/5/57	H	W	92-85
2/12/57	A	L	72-79
1/11/58 (2OT)	H	W	76-75
2/11/58	A	W	65-48</

1/18/95	H	L	60-77
2/18/95	A	L	79-84
▲ 3/9/95	N	W	83-70
1/18/96	A	W	71-70
2/17/96 (OT)	H	W	79-76
1/21/97	A	W	70-55
2/8/97	H	W	80-51
▲ 3/7/97	N	L	60-66
1/7/98	H	W	64-50
2/8/98	A	W	65-49
12/5/98	H	W	89-69
1/30/99	A	W	80-61
▲ 3/6/99	N	W	83-68
1/19/00 (OT)	H	W	92-88
2/19/00	A	W	71-66
1/10/01	A	W	84-78
2/11/01	H	W	101-75
▲ 3/9/01	N	W	76-61
1/13/02	A	W	76-57
2/14/02	H	W	108-71
▲ 3/10/02	N	W	91-61
1/22/03	A	L	71-80
2/22/03	H	W	79-68
▲ 3/16/03	N	W	84-77
1/15/04	H	W	76-57
2/15/04	A	L	74-78
1/13/05	A	W	86-74
▲ 3/12/05	N	W	76-69
1/18/06	H	W	81-68
1/20/07	A	W	79-56
▲ 3/8/07 (OT)	N	L	80-85
1/31/08	H	W	92-72
3/1/08	A	W	87-86
1/20/09	H	W	73-56
1/20/10	A	L	74-88
1/19/11	A	W	92-78
2/5/11	H	W	76-52
2/16/12	H	W	78-73
1/12/13	A	L	76-84
2/7/13	H	W	98-85
1/18/14	H	W	95-60
▲ 3/15/14	N	W	75-67

At Cameron Indoor: Duke leads 49-23
 At PNC Arena: Duke leads 7-4
 At Reynolds Coliseum: Duke trailed 25-35
 In ACC Tournament: 15-9
 Longest Duke win streak: 15 (1941-1/18/47)
 Longest NCSU win streak: 9 (1/10/73-2/18/76)
 Biggest Duke win: 99-60 (1/28/67)
 Biggest Duke loss: 37-70 (2/18/48)
 Duke under Mike Krzyzewski: 51-21

North Carolina Wilmington
Duke leads 1-0
 2/8/82 (OT) H W 67-57

Northeastern
Duke leads 4-0
 12/7/92 H W 103-72
 11/27/93 H W 86-72
 11/26/94 H W 93-70
 12/30/95 A W 87-56

Northwestern
Duke leads 7-0
 12/29/70 N W 93-87
 12/19/84 A W 76-55
 12/30/85 H W 78-55
 12/30/86 H W 106-55
 12/3/87 A W 79-57
 12/3/88 H W 86-62
 12/2/89 A W 103-77

Notre Dame
Duke leads 19-3
 2/20/65 N W 101-88
 12/31/65 N W 95-73
 2/25/67 N W 77-65
 2/10/68 N W 73-67
 2/17/73 H W 86-74
 2/9/74 A L 86-87
 ■ 3/25/78 N W 90-86
 2/16/85 N W 81-69
 2/16/86 H W 75-74
 2/15/87 (OT) A L 66-70
 2/11/88 H W 70-61

2/5/89	A	W	102-80
2/4/90	H	W	88-76
11/23/90	N	W	85-77
2/2/91	A	W	90-77
2/1/92	H	W	100-71
2/6/93	A	W	67-50
1/26/94	H	W	74-72
1/24/95	A	W	87-74
11/26/98	N	W	111-82
■ 3/16/02	N	W	84-77
1/4/14	A	L	77-79

At Cameron Indoor: Duke leads 6-0
 At Joyce Center: Duke leads 4-3
 In ACC Tournament: 0-0
 Longest Duke win streak: 11 (2/16/85-pres.)
 Longest ND win streak: 1 (2/9/74, 2/15/81 & 1/4/14)
 Biggest Duke win: 100-71 (2/1/92); 111-82 (11/26/98)
 Biggest Duke loss: 68-87 (2/9/74)
 Since Joining the ACC - 2013-14: 0-1
 Duke under Mike Krzyzewski: 12-2

Ohio State
Duke leads 4-3
 12/6/63 N W 76-75
 12/30/64 (2OT) A W 94-89
 12/29/66 N L 82-83
 12/29/78 (OT) N L 84-90
 12/3/02 N W 91-76
 11/29/11 A L 63-85
 11/28/12 H W 73-68

Ohio University
Duke leads 1-0
 12/7/83 H W 82-63

Oklahoma
Duke leads 4-0
 2/22/86 H W 93-84
 12/22/90 A W 90-85
 1/4/93 (OT) H W 88-84
 12/18/04 N W 78-67

Oklahoma City
Duke leads 1-0
 ● 3/14/68 N W 97-81

Oklahoma State
Series tied 1-1
 12/19/39 A L 41-51
 ■ 3/15/98 N W 79-73

Old Dominion
Duke leads 2-0
 3/15/86 N W 89-61
 11/23/95 N W 75-55

Oregon
Duke leads 1-0
 11/27/10 N W 98-71

Oregon State
Duke leads 2-0
 12/28/53 N W 71-61
 3/23/63 N W 85-63

Pacific
Duke leads 2-0
 12/29/83 N W 68-66
 11/27/03 N W 82-69

Pennsylvania
Duke leads 10-6
 1940 A L 35-49
 2/13/43 A L 48-49
 3/8/50 A L 50-68
 1/3/51 A L 76-85
 1/2/52 H W 62-52
 12/30/52 N L 80-97
 12/16/55 A W 98-80
 12/19/58 A W 66-57
 12/7/71 (OT) H L 49-50
 ■ 3/17/78 N W 84-80
 12/11/79 A W 70-57
 ■ 3/8/80 N W 52-42
 12/22/80 H W 88-82

12/7/05	H	W	72-59
12/31/09	H	W	114-55
1/11/12	H	W	85-55

Penn State
Duke leads 8-1
 12/28/49 N L 48-51
 12/9/60 N W 69-46
 1/3/62 H W 95-55
 11/30/63 H W 92-62
 1/5/65 H W 121-88
 1/3/66 H W 83-58
 1/3/67 H W 89-84
 1/3/70 H W 93-43
 12/30/70 N W 67-56

Pepperdine
Duke leads 1-0
 ■ 3/15/85 N W 75-62

Pittsburgh
Duke leads 7-6
 12/17/38 H L 37-51
 2/3/41 H L 32-46
 12/20/54 A W 90-68
 12/20/55 A W 92-54
 2/5/57 H W 90-72
 12/21/57 (2OT) A L 84-87
 1/31/59 H W 75-66
 1/12/74 A L 46-62
 12/27/74 N W 89-75
 2/10/79 H L 69-71
 1/26/80 A W 78-69
 12/20/07 (OT) N L 64-65
 1/27/14 A W 80-65

At Cameron Indoor: Series tied 2-2
 At Petersen Events Center: 1-0
 In ACC Tournament: 0-0
 Longest Duke win streak: 3 (12/20/54-2/5/57)
 Longest Pitt win streak: 2 (12/17/38-2/3/41)
 Biggest Duke win: 92-54 (12/20/55)
 Biggest Duke loss: 46-62 (1/12/74)
 Since Joining the ACC - 2013-14: 1-0
 Duke under Mike Krzyzewski: 1-1

Portland
Duke leads 3-0
 12/19/00 N W 97-64
 11/25/01 H W 104-62
 12/14/03 H W 84-43

Portland State
Duke leads 1-0
 12/30/97 H W 89-39

Presbyterian
Duke leads 2-0
 11/10/08 H W 80-49
 11/12/11 H W 96-55

Princeton
Duke leads 18-1
 1/14/36 A W 40-26
 1/4/39 H W 46-33
 1/6/40 H W 36-27
 12/31/52 N W 74-59
 ■ 3/8/60 N W 84-60
 12/28/62 H W 85-74
 12/19/67 H W 85-79
 12/7/68 N W 81-62
 12/1/70 N W 79-75
 1/26/74 A W 73-65
 12/21/74 N W 66-57
 1/25/75 H W 90-73
 12/5/79 H W 81-45
 12/12/81 A L 55-72
 11/14/00 H W 87-50
 12/17/03 H W 69-51
 1/5/05 H W 59-46
 11/19/07 N W 83-61
 11/14/10 H W 97-60

Providence
Series tied 1-1
 12/22/79 N W 82-78
 ■ 3/16/97 N L 87-98

Purdue
Duke trails 3-4
 12/28/72 N L 77-82
 ■ 3/15/80 N L 60-68
 ● 3/20/81 N L 69-81
 ■ 3/26/94 N W 69-60
 11/29/03 N L 68-78
 12/2/09 A W 76-60
 ■ 3/26/10 N W 70-57

Radford
Duke leads 2-0
 ■ 3/13/98 N W 99-63
 11/21/09 H W 104-67

Randolph-Macon
Duke leads 2-0
 1931 W 48-18
 12/12/36 A W 40-25

Rhode Island
Duke leads 3-0
 ■ 3/12/78 N W 63-62
 ■ 3/24/88 N W 73-72
 11/16/09 H W 82-79

Rice
Duke leads 1-0
 12/30/76 N W 87-77

Richmond
Duke leads 8-2
 1923 W 30-22
 2/7/25 A L 25-35
 1926 L 30-42
 2/11/36 A W 31-27
 12/11/36 A W 38-35
 1/11/38 H W 32-24
 12/30/71 H W 54-52
 1/24/73 A W 70-66
 12/11/76 H W 65-63
 ■ 3/16/90 N W 81-46

Rider
Duke leads 1-0
 12/18/41 H W 55-29

Roanoke
Series tied 1-1
 1914 H W 42-15
 1915 L 19-31

Rutgers
Duke leads 3-0
 1/27/81 A W 53-51
 1/6/82 H W 80-61
 12/12/92 N W 88-79

St. Bonaventure
Duke trails 0-1
 ● 3/27/71 (OT) N L 88-92

St. John's
Duke leads 15-6
 2/4/38 A L 28-44
 12/30/78 N L 66-69
 ■ 3/11/79 N L 78-80
 11/29/85 N W 71-70
 ■ 3/18/90 N W 76-72
 ■ 3/24/91 N W 78-61
 12/5/91 N W 91-81
 1/24/99 (OT) A W 92-88
 2/26/00 H L 82-83
 2/18/01 A W 91-59
 2/24/02 H W 97-55
 3/2/03 A L 71-72
 12/6/03 H W 79-58
 2/26/05 A W 58-47
 12/21/05 H W 70-57
 2/25/07 A W 67-50
 2/23/08 H W 86-56
 2/19/09 A W 76-69
 12/5/09 H W 80-71
 1/30/11 A L 78-93
 1/28/12 H W 83-76

St. Joseph's
Duke leads 10-0
 ■ 3/11/60 N W 58-56
 ■ 3/16/63 N W 73-59
 ■ 3/11/66 N W 76-74
 2/14/76 A W 85-73
 2/12/77 H W 72-62
 12/29/77 N W 74-61
 12/1/84 H W 59-46
 1/13/86 A W 87-66
 1/7/87 H W 93-83
 11/20/96 H W 89-60

St. Louis
Duke leads 4-0
 11/26/84 A W 97-64
 1/8/86 H W 84-58
 1/14/88 H W 69-53
 12/11/10 H W 84-47

St. Peter's
Duke trails 0-2
 ● 3/18/68 N L 71-100
 12/27/71 N L 74-77

San Diego State
Duke leads 1-0
 12/29/01 H W 92-79

Sanford
Duke leads 1-0
 1924 W 38-16

San Francisco
Series tied 1-1
 12/9/72 N L 68-72
 1/26/93 H W 117-73

San Jose State
Duke leads 1-0
 12/31/06 H W 70-51

Santa Clara
Duke leads 3-0
 12/26/70 H W 86-80
 12/8/72 N W 69-65
 12/29/12 H W 90-77

Seton Hall
Duke leads 7-1
 12/26/57 N W 69-62
 2/23/61 A W 112-78
 2/27/71 A W 89-61
 ■ 4/1/89 N L 78-95
 ■ 3/26/92 N W 81-69
 11/19/01 N W 80-79
 ■ 3/20/04 N W 90-62
 11/16/05 H W 93-40

South Carolina
Duke leads 57-19
 1914 H W 46-13
 1/13/21 H W 40-12
 1/13/22 H W 41-25
 1924 L 19-36
 1924 W 43-24
 1926 W 36-22
 1/12/28 W 39-32
 1929 W 45-35
 1929 W 44-39
 1930 W 33-26
 1931 W 44-16
 2/18/33 A L 23-46
 2/26/33 N L 21-33
 2/20/34 H L 23-28
 12/17/34 A L 23-24
 2/21/35 H W 37-34
 12/17/36 A W 45-35
 1/7/37 H W 52-24
 12/15/37 A L 26-32
 1/12/38 H W 42-34
 3/1/41 N W 53-30
 2/4/44 H W 46-40
 1/2/46 A W 52-36
 1/23/46 H W 55-33

3/6/47	N	L	54-56
3/3/48	N	W	63-48
12/20/49	A	L	44-54
1/17/50	H	W	79-60
3/2/50	N	W	53-41
1/11/51	H	W	60-58
1/30/51	A	L	62-82
2/23/52	A	W	96-82
1/7/53	A	W	76-67
2/21/53	H	W	98-68
1/4/54	A	W	89-69
2/23/54	H	W	89-55
12/10/54	H	W	95-55
1/12/55	A	W	82-64
▲ 3/3/55	N	W	83-67
12/9/55	H	W	82-68
1/10/56	A	W	63-52
12/5/56	N	W	104-76
2/23/57	H	W	94-81
▲ 3/7/57	N	L	81-84
12/17/57	A	L	51-62
2/3/58	H	W	61-49
12/15/58	H	W	68-61
2/3/59	A	W	80-72
12/12/59	A	W	72-70
1/30/60	H	W	79-65
▲ 3/3/60	N	W	82-69
12/12/60	H	W	107-79
1/31/61	A	W	107-94
▲ 3/3/61	N	W	92-75
12/13/61	A	W	76-69
1/30/62	H	W	89-73
12/4/62	H	W	95-63
1/29/63	A	W	88-70
12/16/63	A	W	77-70
1/30/64	H	W	80-67
12/12/64	H	W	111-72
2/17/65	A	W	87-59
▲ 3/4/65	N	W	62-60
12/6/65	A	L	71-73
2/14/66	H	W	41-38
▲ 3/10/67	N	W	69-66
1/30/68	A	L	80-83
2/24/68	H	L	50-56
2/1/69	A	L	57-64
2/8/69	H	L	72-82
▲ 3/7/69	N	W	68-59
1/31/70	H	L	55-67
2/14/70	A	L	65-82
12/12/70	A	L	78-98
2/1/71	H	W	82-71
11/20/01	N	W	81-56

South Carolina State

Duke leads 7-0

- 3/16/89 N W 90-69
- 12/6/93 H W 97-61
- 1/2/95 H W 107-61
- 12/4/95 H W 84-64
- 1/2/97 H W 104-54
- 12/1/97 H W 98-40
- 11/21/98 H W 120-56

South Florida

Duke leads 3-0

- 1/11/75 H W 95-86
- 12/2/80 A W 83-72
- 12/5/83 H W 95-66

Southern

Duke leads 1-0

- 3/16/06 N W 70-54

Southern California

Duke leads 4-2

- 12/29/52 N L 69-87
- 12/10/77 (OT) A L 81-87
- 12/13/78 H W 79-65
- 12/29/84 N W 75-73
- 11/27/99 N W 81-68
- 3/24/01 N W 79-69

Southern Illinois

Duke leads 3-1

- 3/13/67 N L 63-72
- 2/8/68 N W 78-54
- 3/18/93 N W 105-70
- 11/20/09 N W 83-58

SMU

Duke leads 3-1

- 12/8/77 A W 91-67
- 11/27/78 H W 86-80
- 12/28/83 N L 76-78
- 3/19/88 N W 94-79

Stanford

Duke trails 0-2

- 11/11/99 (OT) N L 79-80
- 12/21/00 N L 83-84

Stetson

Duke leads 9-2

- 1917 L 37-43
- 11/29/80 H W 67-49
- 2/10/82 A L 81-88
- 2/16/83 H W 89-80
- 2/15/84 A W 80-69
- 2/13/85 H W 94-51
- 2/11/86 A W 85-66
- 2/2/87 H W 62-59
- 1/25/88 A W 81-78
- 12/5/88 H W 90-62
- 2/12/90 A W 102-67

Syracuse

Duke trails 2-3

- 3/12/66 N W 91-81
- 12/28/71 N L 72-74
- 12/6/89 N L 76-78
- 3/20/98 N W 80-67
- 2/1/14 (OT) A L 89-91
- 2/22/14 H W 66-60

At Cameron Indoor: 1-0
At Carrier Dome: 0-1
In ACC Tournament: 0-0
Longest Duke win streak: 1 (3/12/66, 3/20/98 & 2/22/14)
Longest Syracuse win streak: 2 (12/28/71-12/6/89)
Biggest Duke win: 80-67 (3/20/98)
Biggest Duke loss: 72-74 (12/28/71), 76-78 (12/6/89)
Since Joining the ACC - 2013-14: 1-1
Duke under Mike Krzyzewski: 2-2

Temple

Duke leads 19-10

- 1931 L 27-44
- 1/3/42 A L 41-57
- 1/17/43 A W 45-44
- 2/10/45 A W 51-46
- 2/9/46 A L 38-64
- 1/11/47 A W 59-56
- 1/10/48 A L 54-58
- 1/8/49 H L 45-59
- 1/14/50 A L 49-59
- 12/1/51 H W 85-48
- 1/12/52 A W 86-65
- 12/20/52 A L 64-67
- 1/5/55 H W 81-64
- 2/17/68 H W 92-57
- 1/28/69 A L 69-73
- 3/26/88 N W 63-53
- 2/27/94 H W 59-47
- 1/25/96 A L 58-59
- 3/21/99 N W 85-64
- 11/24/00 N W 63-61
- 12/2/00 A W 93-68
- 12/5/01 H W 82-57
- 1/8/05 H W 82-74
- 2/25/06 A W 74-66
- 1/2/07 H W 73-55
- 1/9/08 A W 74-64
- 2/23/11 H W 78-61
- 1/4/12 A L 73-78
- 12/8/12 N W 90-67

Tennessee

Duke leads 8-7

- 1911 W 51-25
- 1931 L 25-36
- 2/8/32 (OT) A L 31-32
- 1/5/42 H W 37-35
- 12/19/42 A L 33-51
- 1/4/47 A L 47-53
- 1/3/48 H L 58-62
- 12/13/52 A W 89-82
- 12/5/54 H W 101-61
- 1/25/64 (2OT) N W 67-65
- 3/22/71 N W 78-64
- 12/3/75 H L 80-86
- 12/7/76 A W 81-78
- 12/29/80 N L 69-90
- 11/21/11 N W 77-67

Tennessee-Martin

Duke leads 1-0

- 11/20/04 H W 88-46

Texas

Duke leads 4-0

- 11/22/00 N W 95-69
- 12/20/03 N W 89-61
- 12/10/05 N W 97-66
- 3/21/09 N W 74-69

Texas A&M

Duke leads 1-0

- 3/12/87 N W 58-51

Texas Southern

Duke leads 1-0

- 3/18/94 N W 82-70

The Citadel

Duke leads 9-0

- 12/14/38 H W 49-37
- 1/16/40 H W 51-40
- 2/29/40 N W 40-35
- 3/5/43 N W 56-37
- 2/7/50 H W 65-39
- 11/26/88 H W 93-52
- 1/3/90 H W 108-69
- 1/16/91 A W 83-50
- 12/1/93 H W 78-63

Toledo

Duke leads 1-0

- 12/12/04 H W 82-54

Tulane

Duke leads 2-1

- 12/30/50 N W 74-72
- 1/7/76 A L 82-92
- 1/6/79 N W 74-64

Tulsa

Duke leads 3-0

- 11/27/96 N W 72-67
- 3/14/99 N W 97-56
- 2/25/10 H W 70-52

UCLA

Duke leads 10-6

- 12/22/53 N L 67-72
- 3/21/64 N L 83-98
- 12/10/65 H W 82-66
- 12/11/65 N W 94-75
- 12/9/66 A L 54-88
- 12/10/66 A L 87-107
- 3/22/90 N W 90-81
- 3/1/92 A W 75-65
- 2/28/93 H W 78-67
- 2/26/95 A L 77-100
- 2/25/96 H W 85-66
- 2/23/97 A L 69-73
- 2/22/98 H W 120-84
- 3/22/01 N W 76-63
- 11/30/02 N W 84-73
- 12/19/13 N W 80-63

UNLV

Duke trails 1-2

- 12/27/72 N L 83-89
- 4/2/90 N L 73-103
- 3/30/91 N W 79-77

Utah

Duke leads 2-1

- 12/28/59 N W 63-52
- 3/19/66 N W 79-77
- 3/14/70 N L 75-78

Valparaiso

Duke leads 3-0

- 2/26/04 H W 97-63
- 12/4/04 N W 93-61
- 12/18/05 H W 104-77

Vanderbilt

Duke leads 10-5

- 1931 W 50-44
- 2/26/32 N W 44-32
- 12/1/53 H W 94-88
- 12/7/54 A L 66-71
- 12/11/62 H W 90-70
- 12/11/63 (OT) A L 92-97
- 12/13/66 A W 97-89
- 12/16/67 A L 75-76
- 12/9/80 (OT) A W 72-69
- 11/28/81 (2OT) H L 75-76
- 12/11/82 A L 65-74
- 11/26/83 H W 78-74
- 12/4/85 A W 84-74
- 12/6/86 H W 78-66
- 11/22/96 H W 86-57

Vermont

Duke leads 3-0

- 12/30/75 H W 94-77
- 12/28/79 H W 92-67
- 11/24/13 H W 91-90

Villanova

Duke leads 7-4

- 1931 L 21-22
- 3/8/55 N L 73-74
- 12/17/55 A W 86-76
- 12/14/57 H W 60-53
- 12/20/58 A L 67-74
- 3/13/64 N W 87-73
- 3/19/78 N W 90-72
- 12/14/96 A W 87-79
- 12/10/97 H W 94-66
- 11/17/00 H W 98-85
- 3/26/09 N L 54-77

Virginia

Duke leads 116-50

- 1911 H L 18-24
- 1913 A L 12-33
- 2/10/14 N L 21-51
- 1915 N L 24-51
- 1915 A L 18-52
- 2/11/16 A L 31-34
- 1917 A W 37-34
- 1918 A W 32-25
- 2/24/19 A L 16-47
- 1920 A L 20-28
- 2/17/21 A L 15-34
- 2/25/21 H W 24-22
- 1923 A L 25-28
- 1923 H W 37-24
- 1927 H L 24-34
- 1927 A W 36-26
- 1928 A L 34-44
- 1929 A L 23-35
- 1930 A W 65-32
- 1931 A W 43-31
- 2/24/33 N W 38-24
- 1/20/34 H W 26-17
- 1/14/35 H W 30-20
- 3/2/35 N W 39-32
- 1/11/36 H W 45-29
- 2/10/36 A W 44-28
- 12/17/44 A W 56-44

12/15/45	N	W	48-38
12/14/46	N	W	47-34
12/13/47	A	L	39-49
2/19/48	H	W	57-48
12/11/48	A	W	47-37
12/10/49	N	W	82-61
12/9/50	N	W	77-57
1/2/54	H	W	86-64
▲ 3/4/54	N	W	96-68
1/15/55	H	W	109-89
2/22/55	A	W	105-92
▲ 3/4/55 (OT)	N	W	90-77
2/9/56	H	W	74-59
2/21/56	A	W	92-58
2/19/57	A	L	81-90
2/27/57	H	W	81-66
1/30/58	H	W	88-71
2/25/58 (3OT)	A	L	68-70
1/15/59	A	L	67-86
2/20/59	H	W	71-63
2/16/60	H	W	78-66
2/22/60	A	W	79-63
1/11/61 (OT)	A	W	92-90
2/20/61	H	W	77-66
▲ 3/2/61	N	W	89-54
2/10/62	H	W	101-75
2/19/62	A	W	97-71
1/2/63	H	W	82-65
2/13/63	A	W	79-74
▲ 2/28/63	N	W	89-70
12/19/63	H	W	84-73
2/10/64	A	W	80-59
12/19/64	A	W	104-91
2/11/65	H	W	136-72
12/18/65	A	W	75-72
2/12/66	H	W	81-55
12/16/66	H	W	98-82
2/1/67	A	W	100-77
▲ 3/9/67	N	W	99-78
12/13/67	H	W	103-61
2/1/68	A	W	90-78
12/11/68	A	L	75-81
2/17/69	H	W	100-81
▲ 3/6/69	N	W	99-86
12/6/69	H	W	57-45
2/23/70	A	L	57-61
12/5/70	A	L	70-75
2/20/71	H	W	101-69
12/4/71	H	L	77-86
2/19/72	A	W	86-76
1/3/73 (OT)	A	L	74-80
2/13/73	H	W	90-66
▲ 3/8/73	N	L	55-59
12/8/73	A	L	82-104
2/13/74	H	W	88-78
1/18/75	A	L	56-60
2/17/75 (OT)	H	L	85-92
12/6/75	H	W	81-79
2/11/76	A	L	90-94
1/17/77 (OT)	A	W	82-74
2/9/77	H	W	65-49
1/25/78	A	L	73-74
2/8/78	H	W	100-75
1/24/79	A	W	84-66
2/6/79	H	W	64-63
1/23/80	H	L	84-90
2/6/80	A	L	69-73
12/12/80	H	L	79-91
1/31/81	A	L	47-68
12/9/81	A	L	83-92
1/30/82	H	L	65-77
12/8/82	H	L	91-104
2/5/83	A	L	84-105
▲ 3/11/83	N	L	66-109
1/7/84	A	W	78-72
2/4/84	H	W	67-64
12/8/84	H	W	78-65
1/5/85	A	W	63-58
12/7/85	H	W	72-64
2/6/86	A	W	77-65
▲ 3/8/86	N	W	75-70
1/3/87	A	W	70-63
2/4/87	H	W	75-61
1/9/88	A	W	77-59
2/17/88	H	W	73-54

RESULTS

▲ 3/11/88	N	W	60-48
1/7/89	A	W	84-76
2/8/89	H	W	85-66
▲ 3/11/89	N	W	69-58
1/6/90	H	W	76-68
2/8/90	A	L	69-72
1/5/91	A	L	64-81
2/7/91	H	W	86-74
1/2/92	A	W	68-62
2/26/92	H	W	76-67
1/17/93	H	L	69-77
2/18/93	A	L	55-58
1/15/94	A	W	66-58
2/16/94	H	W	84-54
▲ 3/12/94	N	L	61-66
1/14/95 (2OT)	H	L	88-91
2/15/95	A	L	58-64
1/13/96	A	L	66-77
2/14/96	H	W	79-69
1/18/97	H	W	78-59
2/11/97	A	W	62-61
12/9/97	H	W	103-59
1/24/98	A	W	72-65
▲ 3/5/98	N	W	63-41
1/10/99	H	W	115-69
2/11/99	A	W	100-54
▲ 3/4/99	N	W	104-67
1/5/00 (OT)	A	W	109-100
2/5/00	H	W	106-86
1/13/01	H	W	103-61
2/14/01	A	L	89-91
1/27/02	H	W	94-81
2/28/02	A	L	84-87
1/15/03	H	W	104-93
2/15/03	A	W	78-59
▲ 3/14/03	N	W	83-76
1/11/04	A	W	93-71
2/11/04	H	W	93-75
▲ 3/12/04	N	W	84-74
1/16/05	H	W	80-66
▲ 3/11/05	N	W	76-64
1/28/06	H	W	82-63
2/1/07 (OT)	A	L	66-68
1/13/08	H	W	87-65
3/5/08	A	W	86-70
2/1/09	H	W	79-54
2/28/10	A	W	67-49
▲ 3/12/10	N	W	57-46
1/15/11	H	W	76-60
2/16/11	A	W	56-41
1/12/12	H	W	61-58
2/28/13	A	L	68-73
1/13/14	H	W	69-65
▲ 3/16/14	N	L	63-72

At Cameron Indoor: Duke leads 51-8
 At University Hall: Duke led 20-19
 At John Paul Jones Arena: Duke leads 3-2
 In ACC Tournament: Duke leads 15-4
 Longest Duke win streak: 22 (2/20/09-2/1/68)
 Longest UVA win streak: 9 (1/23/80-3/11/83)
 Biggest Duke win: 115-69 (1/10/99)
 Biggest Duke loss: 66-109 (3/11/83)
 Duke under Mike Krzyzewski: 52-18

Virginia Commonwealth
 Series tied 1-1

■ 3/15/07	N	L	77-79
1/23/12	N	W	67-58

Virginia Military Inst.
 Duke leads 18-9

1911	W	52-17
1913	A	L 10-28
1915	L	15-33
2/10/16	A	L 20-34
1917	W	31-29
1917	W	42-24
1918	L	26-51
2/24/19	A	L 16-47
2/26/19	A	L 19-32
1921	A	L
1927	W	22-19
2/5/32	A	W 41-26
2/19/32	H	W 45-25
1/28/33	H	W 41-20
1/18/34	H	W 41-20

2/6/34	A	W	45-32
3/1/34	N	W	35-14
2/1/35	H	L	27-32
2/9/35	A	W	28-27
2/17/37 (OT)	A	L	31-32
1/13/40	A	W	28-25
1/12/42	A	W	52-47
1/9/43	H	W	45-43
3/4/43	N	W	57-41
12/15/50	A	W	86-66
12/15/51	H	W	102-45
1/13/53	H	W	78-55

Virginia Tech
 Duke leads 43-8

2/16/12	W	37-32
1/13	H	W 23-16
1915	L	19-29
1921	A	L
1923	W	34-33
1927	W	31-18
2/7/28	A	W 34-31
1929	W	44-27
2/4/33	A	L 31-35
2/7/34	A	W 45-15
1/26/35	H	W 32-25
2/7/35	A	W 27-19
1/30/36	H	W 40-20
1/17/39	H	W 47-35
2/24/42	H	W 67-50
1/23/43	H	W 78-70
3/1/46	N	W 44-38
2/6/47	H	W 52-40
1/24/48	H	W 52-45
1/11/49	A	L 46-56
1/22/49	H	W 65-52
3/1/51	N	W 64-61
1/6/54	H	W 82-45
2/13/54	A	W 107-53
12/1/64	N	W 98-63
12/1/65	N	W 112-79
12/2/66	N	L 71-85
12/1/67	N	W 74-66
11/30/68	N	W 87-76
12/1/69 (2OT)	N	W 66-63
12/15/70	H	W 104-75
1/5/72	N	W 83-73
1/19/76	N	W 79-72
1/2/78	N	W 86-79
1/30/05	H	W 100-65
2/17/05	A	L 65-67
12/4/05	H	W 77-75
1/26/06	A	W 80-67
1/6/07 (OT)	H	L 67-69
1/24/08	A	W 81-64
1/4/09	H	W 69-44
2/28/09	A	W 72-65
2/21/10	H	W 67-55
2/26/11	A	L 60-64
▲ 3/12/11	N	W 77-63
2/2/12	A	W 75-60
2/25/12 (OT)	H	W 70-65
▲ 3/9/12	N	W 60-56
2/21/13	A	W 88-56
3/5/13	H	W 85-57
2/25/14	H	W 66-48

At Cameron Indoor: Duke leads 18-1
 At Cassell Coliseum: Duke leads 5-2
 In ACC Tournament: Duke leads 2-0
 Longest Duke win streak: 10 (2/7/34-1/24/48)
 Longest VT win streak: 2 (1915-21)
 Biggest Duke win: 107-53 (2/13/54)
 Biggest Duke loss: 71-85 (12/2/66)
 Since joining the ACC - 2004-05: 14-3
 Duke under Mike Krzyzewski: 14-3

Wagner
 Duke trails 0-1

1/5/83	H	L	77-84
--------	---	---	-------

Wake Forest
 Duke leads 163-78

3/2/06	H	L	10-24
3/16/06	A	L	5-15
1907	L	6-8	
1907	L	5-22	

1908	L	11-20
1908	L	11-20
1909	W	22-14
1909	L	5-30
1910	L	18-26
1913	H	W 25-10
1913	A	W 16-15
2/12/14	A	L 23-31
1915	H	W 28-14
1915	W	28-27
1915	L	12-23
1916	H	L 26-28
2/25/16	A	L 28-40
1917	W	39-20
1/24/19	H	W 41-20
1921	A	W 27-20
1/25/22	H	W 31-10
1/31/22	A	L 22-24
1923	L	18-30
1923	W	37-27
1/25/24	H	W 26-22
1924	W	26-24
1/31/25	A	L 18-43
2/24/25	H	W 28-25
1926	L	24-27
1926	L	18-33
1927	L	14-41
1927	L	27-36
1928	W	45-17
2/14/28	H	W 37-34
1929	W	43-34
1929	W	35-21
1930	W	49-22
1930	W	37-30
1931	W	44-27
1931	W	25-22
1/8/32	H	W 23-16
2/11/32	H	W 32-25
1/10/33	H	W 33-24
1/17/33	A	W 34-16
1/6/34	H	W 38-29
2/10/34	A	W 37-21
1/7/35	H	W 47-30
2/18/35	A	W 37-21
1/10/36	H	W 37-19
2/18/36	A	W 42-27
1937	H	W 30-28
2/6/37	A	L 30-34
1/7/38	H	W 38-33
2/21/38	A	W 41-40
1/7/39	A	W 52-41
2/18/39	H	W 59-34
1/27/40	H	W 50-44
2/15/40	A	W 44-35
1/8/41	H	L 35-38
2/13/41 (OT)	A	W 42-41
1/24/42	H	W 60-39
2/19/42	A	W 58-51
3/6/42	N	W 54-45
1/26/43	H	W 63-41
2/15/43	H	W 59-40
1/13/45	H	W 60-35
2/3/45	N	W 75-39
1/12/46	A	W 43-38
2/5/46	H	W 32-29
3/2/46	N	W 49-30
1/15/47	H	W 65-32
2/25/47	A	W 57-37
2/10/48	H	W 47-45
2/24/48	A	W 49-48
1/27/49	A	L 50-52
2/19/49	H	W 61-51
12/30/49	N	W 54-52
1/28/50	H	W 65-55
2/21/50	A	L 54-72
1/27/51	H	L 56-65
2/19/51	A	W 69-64
12/28/51	N	W 79-74
12/26/52	H	W 90-69
2/21/52	A	W 87-62
12/6/52	H	L 86-91
2/12/53 (OT)	A	W 101-99
12/29/53	N	W 83-66
1/12/54	A	L 89-96
2/26/54	H	W 90-81

2/9/55	A	W	75-73
2/19/55	H	W	84-65
12/31/55	N	W	64-52
1/4/56	A	L	71-84
2/11/56	H	L	77-80
1/29/57	A	L	59-77
2/16/57	H	W	75-64
12/28/57 (OT)	N	W	79-75
2/1/58	A	W	70-56
2/15/58	H	W	71-59
▲ 3/6/58	N	W	51-44
1/5/59	A	W	58-57
2/17/59	H	W	85-78
▲ 3/5/59	N	W	78-71
2/3/60	A	L	63-80
2/20/60	H	L	64-83
▲ 3/5/60	N	W	63-59
2/9/61	H	W	100-90
2/14/61	A	L	89-103
▲ 3/4/61	N	L	81-96
12/30/61	N	W	75-73
1/27/62	H	W	82-68
2/15/62	A	L	79-97
12/29/62	N	W	113-87
2/6/63	A	W	97-66
2/16/63	H	W	73-60
▲ 3/2/63	N	W	68-57
2/18/64	A	L	71-72
2/25/64	H	W	98-83
▲ 3/7/64	N	W	80-59
1/2/65	N	W	91-86
1/16/65	H	W	105-77
2/13/65	A	W	93-80
▲ 3/5/65	N	W	101-81
1/1/66	N	W	92-76
1/15/66	H	W	101-81
2/22/66 (OT)	A	L	98-99
▲ 3/3/66	N	W	103-73
12/30/66	N	W	78-73
2/21/67	H	W	97-84
2/28/67	A	W	113-71
12/30/67	N	W	103-76
2/14/68	H	W	105-65
2/22/68	A	W	50-41
12/20/68	N	L	78-106
1/8/69	A	W	85-81
2/12/69	H	W	122-93
12/23/69	N	W	98-90
1/7/70 (OT)	H	W	78-72
2/17/70	A	W	67-65
▲ 3/5/70	N	L	73-81
12/18/70	N	L	77-83
1/6/71	A	W	68-67
2/10/71	H	W	83-78
12/18/71	N	W	70-58
1/26/72	H	W	77-66
2/9/72	A	L	57-62
12/16/72	N	W	80-67
1/6/73	A	L	80-83
2/7/73	H	W	84-71
1/4/74	N	L	61-64
1/23/74	H	L	71-90
2/6/74	A	L	67-74
1/4/75	N	L	71-75
1/22/75	A	L	109-122
2/5/75	H	W	75-68
1/21/76 (OT)	H	W	97-93
2/4/76	A	L	87-89
1/26/76	N	L	80-81
1/19/77	A	L	73-85
2/2/77	H	L	80-89
12/3/77	N	W	97-84
1/18/78	H	W	81-72
2/2/78	A	L	60-79
▲ 3/4/78	N	W	85-77
1/18/79	H	W	81-69
1/31/79	A	W	75-60
▲ 3/1/79	N	W	58-56
1/30/79	N	W	72-70
1/16/80	H	W	67-66
1/30/80	A	W	82-61
1/14/81	H	L	73-76
2/14/81	A	L	52-58
1/13/82	A	L	48-58
2/13/82	H	L	71-86

▲ 3/5/82	N	L	53-88
1/19/83	H	L	84-88
2/19/83	A	L	104-110
1/18/84	A	L	66-97
2/18/84 (OT)	H	W	79-77
1/17/85 (OT)	H	L	89-91
1/30/85 (OT)	A	W	76-70

Washington College

Duke leads 1-0
11/29/77 H W 110-66

Washington & Lee

Duke leads 25-16
1913 A L 15-90
1915 L 22-31
2/9/16 A L 19-33
1917 L 18-20
1918 W 24-16
2/25/19 A L 17-38
1921 A L
1927 L 20-31
2/8/28 A W 53-41
1930 H L 29-33
1930 W 30-29
2/4/32 A W 30-27
2/18/32 H L 12-21
2/2/33 A W 31-15
2/25/33 N W 41-32
1/30/34 H W 41-37
2/5/34 A W 41-27
3/3/34 N L 29-30
2/2/35 H W 31-27
2/8/35 A W 33-30
3/3/35 N L 27-31
2/26/36 A L 27-43
2/8/37 H W 37-35
2/16/37 A L 31-37
2/14/38 A W 48-39
1/9/39 H L 41-46
2/16/39 A L 35-36
2/17/40 H W 28-27
2/11/41 A L 28-30
2/15/41 H W 45-33
2/10/42 A W 63-34
2/14/42 H W 68-38
3/5/42 N W 59-41
2/9/43 A W 71-44
2/4/47 H W 71-57
12/19/47 A W 72-39
1/6/49 A W 58-45
12/17/49 (OT) A W 81-67
12/16/50 A W 97-69
2/14/51 H W 94-68
12/9/52 A W 91-80

West Virginia

Duke leads 18-7
1/13/51 H W 77-73
12/22/51 A L 74-95
3/7/52 N W 90-88
2/3/53 H W 91-86
12/19/53 A W 67-64
12/27/54 N W 92-79
2/5/55 H W 115-75
12/15/56 N L 82-83
12/27/56 N W 73-67
1/27/58 H W 72-68
12/12/58 A L 63-101
12/10/60 N W 66-64
12/18/61 A W 69-65
1/26/63 H W 111-71
12/7/63 N W 86-81
2/6/65 H W 109-89
2/7/66 A L 90-94
2/4/67 N W 91-75
2/12/69 A L 88-90
2/7/70 N W 82-70
1/31/76 H W 86-77
1/29/77 A L 65-70
■ 3/18/89 N W 70-63
■ 3/22/08 N L 67-73
■ 4/3/10 N W 78-57

Western Carolina

Duke leads 3-0
12/30/93 H W 87-67
12/20/95 H W 107-67
12/30/96 H W 104-54

Western Kentucky

Duke leads 4-0
12/30/68 N W 73-72
12/26/73 N W 75-69
12/27/75 N W 111-90
11/25/78 A W 78-53

Western Michigan

Duke leads 1-0
12/30/11 H W 110-70

William & Mary

Duke leads 27-3
1/11/12 W 52-16
2/5/25 A L 15-23
2/11/25 H W 21-16
1/9/32 (OT) H W 28-20
2/28/41 N W 57-42
2/24/44 N W 68-25
2/23/45 N W 59-22
2/3/47 H W 69-45
2/5/48 A W 45-36
3/3/50 N W 60-50
1/15/51 A L 57-74
2/6/51 H W 61-54
3/2/51 N W 71-69
2/7/52 H W 68-62
2/19/53 (OT) A L 82-85
12/12/53 H W 109-44
12/13/69 H W 84-77
2/12/72 H W 87-69
12/2/72 H W 98-74
12/3/73 A W 93-79
2/2/83 H W 73-71
11/30/83 A W 70-68
11/28/84 H W 92-60
11/26/85 A W 84-61
1/5/87 H W 82-46
1/4/88 H W 101-70
1/11/89 H W 100-38
1/22/90 A W 109-76
12/30/91 H W 97-61
1/2/00 H W 96-55

Winthrop

Duke leads 1-0
■ 3/14/02 N W 84-37

Wisconsin

Series tied 1-1
11/27/07 H W 82-58
12/2/09 A L 69-73

Wofford

Duke leads 5-0
1913 A W 47-12
1914 A W 50-15
1931 W 43-24
1/4/35 H W 40-33
1/6/36 H W 36-28

Wyoming

Duke leads 2-0
12/29/55 N W 71-54
12/29/60 N W 86-59

Xavier

Duke leads 4-0
■ 3/14/87 N W 65-60
12/4/93 H W 82-60
■ 3/28/04 N W 66-63
12/20/08 N W 82-64

Yale

Duke leads 3-0
1/3/36 H W 52-17
12/30/59 N W 56-53
12/29/73 H W 105-80

Duke vs. ACC

	W-L	Pct.	H	A	N	Cameron Indoor	Unknown Venue	Last 10	Streak	Under Coach K
Boston College	17-2	.895	7-0	7-1	3-1	7-0	—	9-1	W 8	16-2
Clemson	106-30	.779	60-4	37-22	9-4	57-4	—	7-3	W 5	52-12
Florida State	33-9	.786	18-2	14-6	1-1	18-2	—	7-3	W 2	31-8
Georgia Tech	68-23	.747	33-5	26-15	9-3	33-5	—	9-1	W 7	53-18
Louisville	5-4	.556	1-1	1-1	3-2	1-1	—	5-4	L 1	1-4
Miami	17-4	.810	8-1	7-3	2-0	8-1	—	8-2	W 2	17-3
North Carolina	105-133	.441	52-46	33-61	20-26	42-35	—	7-3	W 1	40-38
NC State	142-98	.592	62-27	47-40	20-19	49-23	13-12	8-2	W 3	51-21
Notre Dame	19-3	.864	6-0	4-3	9-0	6-0	—	9-1	L 1	12-2
Pittsburgh	7-6	.538	2-3	4-2	1-1	2-2	—	6-4	W 1	1-1
Syracuse	3-3	.500	1-0	0-1	2-2	0-0	—	3-3	W 1	2-2
Virginia	116-50	.699	56-10	39-34	21-6	51-8	—	8-2	L 1	52-18
Virginia Tech	43-8	.843	18-1	10-5	11-1	18-1	4-1	9-1	W 7	14-3
Wake Forest	163-78	.676	72-18	45-39	33-9	58-16	13-12	8-2	L 1	44-24
Totals	844-451	.652	396-118	274-233	144-75	350-98	30-25			386-156

- Chart above reflects Duke's overall record vs. teams currently competing in the Atlantic Coast Conference (does not represent conference only games).
- The Blue Devils have posted an overall record of 575-291 (.664) in ACC regular season games only since the inception of the league in 1953-54.
- Duke posted a 31-10 record vs. South Carolina during its membership in the ACC from 1954-1971 and a 114-63 mark vs. Maryland during its membership (1954-2014)
- Duke is 13-1 vs. Boston College, 0-1 vs. Notre Dame, 1-0 vs. Pittsburgh, 13-3 vs. Miami, 1-1 vs. Syracuse and 14-3 vs. Virginia Tech as members of the league.
- Louisville joined the ACC for the 2014-15 season.

Duke vs. Conferences

America East	W-L	Big Sky	W-L	Conference USA	W-L	Mid-Eastern Ath.	W-L	Pacific 12	W-L	Summit	W-L
Albany	2-0	Eastern Washington	0-0	Charlotte	3-0	Bethune-Cookman	0-0	Arizona	4-5	Denver	0-0
Binghamton	1-0	Idaho	0-0	Florida Atlantic	1-0	Coppin State	0-0	Arizona State	1-0	IPFW	0-0
Hartford	0-0	Idaho State	0-0	Florida International	0-0	Delaware State	1-0	California	1-2	IUPUI	0-0
Maine	0-0	Montana	1-0	Louisiana Tech	0-0	Florida A&M	1-0	Colorado	1-1	Nebraska-Omaha	0-0
Mass. Lowell	0-0	Montana State	0-0	Marshall	0-0	Hampton	1-0	Oregon	1-0	North Dakota State	0-0
Md.-Baltimore County	0-0	North Dakota	0-0	Middle Tennessee State	0-0	Howard	1-0	Oregon State	2-0	Oral Roberts	0-0
New Hampshire	1-0	Northern Arizona	0-0	North Texas	0-0	Md.-Eastern Shore	0-0	Southern Cal	4-2	South Dakota	0-0
Stony Brook	0-0	Northern Colorado	0-0	Old Dominion	2-0	Morgan State	0-0	Stanford	0-2	South Dakota State	0-0
Vermont	3-0	Portland State	1-0	Rice	1-0	Norfolk State	0-0	UCLA	10-6	Western Illinois	0-0
Totals	7-0	Sacramento State	0-0	Southern Mississippi	0-0	North Carolina A&T	8-0	Utah	2-1	Totals	0-0
		Southern Utah	0-0	Texas San Antonio	0-0	North Carolina Central	1-0	Washington	5-1	Sun Belt	W-L
American	W-L	Weber State	0-0	UAB	3-0	Savannah State	0-0	Washington State	0-0	Appalachian State	7-1
Central Florida	0-0	Totals	2-0	UTEP	0-0	S.C. State	7-0	Totals	31-20	Arkansas-Little Rock	0-0
Cincinnati	2-1	Big South	W-L	Western Kentucky	4-0	Totals	20-0	Patriot League	W-L	Arkansas State	0-0
Connecticut	5-4	Campbell	2-0	Totals	14-0	Missouri Valley	W-L	American	0-0	Georgia Southern	2-0
Houston	0-0	Charleston Southern	0-0	Horizon League	W-L	Bradley	2-1	Army	9-3	Georgia State	1-0
Memphis	1-0	Coastal Carolina	1-0	Cleveland State	0-0	Drake	1-0	Boston University	6-0	Louisiana-Lafayette	1-0
East Carolina	21-0	Gardner-Webb	2-0	Detroit	2-0	Evansville	0-0	Bucknell	3-0	Louisiana-Monroe	1-0
SMU	3-1	High Point	3-0	Illinois-Chicago	1-0	Illinois State	0-0	Colgate	2-1	Texas Arlington	0-0
South Florida	3-0	Liberty	1-0	Oakland	0-0	Indiana State	0-0	Holy Cross	2-0	Texas State	0-0
Temple	19-10	Longwood	0-0	Valparaiso	3-0	Loyola (Ill.)	1-1	Lafayette	1-0	South Alabama	0-0
Totals	54-16	Presbyterian	2-0	Wisconsin-Green Bay	0-0	Missouri State	1-0	Lehigh	4-1	Troy	0-0
		UNC Asheville	2-0	Wisconsin-Milwaukee	0-0	Northern Iowa	0-0	Loyola (Md.)	2-0	Totals	12-1
Atlantic 10	W-L	Radford	2-0	Wright State	0-0	Southern Illinois	3-1	Navy	29-13	SWAC	W-L
Davidson	90-17	Winthrop	1-0	Youngstown State	0-0	Wichita State	0-0	Totals	58-18	Alabama A&M	0-0
Dayton	5-1	Totals	16-0	Independet	W-L	Totals	8-3	Southeastern	W-L	Alabama State	1-0
Duquesne	5-1	Big Ten	W-L	Illinois	0-0	Mountain West	W-L	Alabama	8-3	Alcorn State	0-0
Fordham	0-0	Illinois	5-2	Indiana	4-3	Air Force	1-0	Arkansas	1-2	Arkansas-Pine Bluff	1-0
George Mason	3-0	Indiana	4-3	Iowa	7-1	Boise State	0-0	Auburn	3-0	Grambling State	0-0
George Washington	14-13	lowa	7-1	Maryland	114-63	Colorado State	2-0	Florida	12-4	Jackson State	0-0
LaSalle	4-0	Michigan	22-8	Michigan	8-2	Fresno State	1-0	Georgia	2-3	Miss. Valley State	1-0
Massachusetts	1-0	Michigan State	8-2	Minnesota	2-1	Nevada	0-0	Kentucky	9-11	Prairie View A&M	0-0
Rhode Island	3-0	Nebraska	0-0	Nebraska	0-0	New Mexico	0-0	LSU	5-2	Southern	1-0
Richmond	8-2	Northwestern	7-0	Cornell	5-0	San Diego State	1-0	Mississippi	0-0	Texas Southern	1-0
Saint Louis	4-0	Ohio State	4-3	Dartmouth	0-0	San Jose State	1-0	Mississippi State	1-2	Totals	5-0
St. Bonaventure	0-1	Penn State	8-1	Harvard	10-0	UNLV	1-2	Missouri	2-0	West Coast	W-L
St. Joseph's	10-0	Purdue	3-4	Pennsylvania	10-6	Utah State	0-0	South Carolina	57-19	Brigham Young	1-1
Tulane	2-1	Rutgers	3-0	Princeton	18-1	Wyoming	2-0	Tennessee	8-7	Gonzaga	2-0
Tulsa	3-0	Wisconsin	1-1	Yale	3-0	Totals	9-2	Texas A&M	1-0	Loyola Marymount	0-0
VCU	1-1	Totals	188-89	Metro Atlantic	W-L	Northeast	W-L	Vanderbilt	10-5	Pacific	2-0
Totals	153-37	Big West	W-L	Canisius	4-1	Bryant	0-0	Totals	119-57	Pepperdine	1-0
		Cal Poly	0-0	Central Conn. State	0-0	Central Conn. State	0-0	Southern	W-L	Portland	3-0
Atlantic Sun	W-L	Cal State Fullerton	0-0	Fairfield	3-0	Farleigh Dickinson	0-0	Chattanooga	0-0	St. Mary's (Calif.)	0-0
Florida Gulf Coast	1-0	Cal State Northridge	0-0	Iona	0-0	LIU Brooklyn	0-1	Citadel	9-0	San Diego	0-0
Jacksonville	0-0	Hawaii	1-0	Manhattan	0-0	Mount St. Mary's	0-0	E. Tennessee State	0-1	San Francisco	1-1
Kennesaw State	0-0	Long Beach State	2-0	Marist	0-0	Robert Morris	0-0	Furman	6-1	Santa Clara	2-0
Lipscomb	0-0	UC Davis	0-0	Monmouth	2-0	Sacred Heart	0-0	Mercer	3-2	Totals	12-2
Northern Kentucky	0-0	UC Irvine	0-0	Niagara	0-0	St. Francis (N.Y.)	0-0	Samford	0-0	Western Athletic	W-L
North Florida	0-0	UC Riverside	0-0	Quinnipiac	0-0	St. Francis (Pa.)	0-0	UNC Greensboro	10-0	Cal State - Bakersfield	0-0
Stetson	9-2	UC Santa Barbara	0-0	Rider	1-0	Wagner	0-0	VMI	18-9	Chicago State	0-0
USC Upstate	0-0	Totals	5-0	Siena	0-0	Totals	0-1	Western Carolina	3-0	Grand Canyon	0-0
Totals	10-2	Colonial Ath. Assn.	W-L	St. Peter's	0-2	Ohio Valley	W-L	Wofford	5-0	New Mexico State	1-0
		College of Charleston	0-0	Totals	10-3	Austin Peay	0-0	Totals	54-13	Seattle	0-0
Big 12	W-L	Delaware	2-0	Mid-American	W-L	Belmont	2-0	Southland	W-L	Texas Pan American	0-0
Baylor	1-0	Drexel	1-0	Akron	0-0	Eastern Illinois	0-0	Abilene Christian	0-0	UMKC	0-0
Iowa State	1-0	Elon	16-5	Ball State	1-0	Eastern Kentucky	1-0	Central Arkansas	0-0	Utah Valley	0-0
Kansas	7-3	Hofstra	0-0	Bowling Green	0-0	Jacksonville State	0-0	Houston Baptist	0-0	Totals	1-0
Kansas State	1-0	James Madison	0-0	Buffalo	0-0	Morehead State	0-0	Incarnate Word	0-0		
Oklahoma	4-0	NC Wilmington	1-0	Central Michigan	1-0	Murray State	1-0	Lamar	2-0		
Oklahoma State	1-1	Northeastern	4-0	Eastern Michigan	1-1	McNeese State	0-0	McNeese State	0-0		
TCU	0-0	Towson	0-0	Kent State	2-0	New Orleans	1-0	New Orleans	1-0		
Texas	4-0	William & Mary	27-3	Miami (Ohio)	1-0	Nicholls State	0-0	Northwestern State	0-0		
Texas Tech	0-0	Totals	51-8	Northern Illinois	0-0	Northwestern State	0-0	Sam Houston State	0-0		
West Virginia	18-7	Big East	W-L	Ohio	1-0	Sam Houston State	0-0	Southeastern La.	0-0		
Totals	37-11	Butler	3-0	Toledo	1-0	Stephen F. Austin	0-0	Stephen F. Austin	0-0		
		Creighton	1-0	Western Michigan	1-0	Texas A&M-CC	0-0	Totals	3-0		
Big East	W-L	DePaul	4-0	Totals	9-1						
Butler	3-0	Georgetown	7-7								
Creighton	1-0	Marquette	6-2								
DePaul	4-0	Providence	1-1								
Georgetown	7-7	Seton Hall	7-1								
Marquette	6-2	St. John's	15-6								
Providence	1-1	Villanova	7-4								
Seton Hall	7-1	Xavier	4-0								
St. John's	15-6	Totals	55-21								
Villanova	7-4										
Xavier	4-0										
Totals	55-21										

Duke Dominance

Duke has dominated college basketball for the last 17 seasons. Among Duke's incredible accomplishments from the 1997-98 through 2013-14 seasons were the 2001 & 2010 NCAA Championships, four Final Four appearances, five consecutive ACC regular season championships from 1998-2001, 10 ACC Tournament titles, including an unprecedented five consecutive ACC Tournament titles from 1999-2003, five years ranked number one in the final AP poll and a national-high 510 victories, an average of 30.0 per season. The following is a look at Duke compared with several prominent programs during that 16-year period.

Team	Overall Victories	20-Win Seasons	30-Win Seasons	Regular Season League Titles	League Tmt. Titles	NCAA Titles	Ntl. Players of the Year	Final AP No. 1 Ranking	Final Fours	Consensus First Team All-Americans	Academic All-Americans	Top 10 Final RPI	NBA Lotto Picks
►Duke	510	7	10	7	10	2	6 ¹	6 ²	4	10 ³	7	17	13
Kansas	496	8	9	13	8	1	4	--	4	7	3	11	15
Gonzaga	457	16	1	14	12	--	1	--	--	3	2	3	2
Kentucky	455	12	4	9	7	2	1	2	4	2	--	10	10
Syracuse	446	13	4	4	2	1	--	--	2	2	1	3	7
North Carolina	439	11	6	7	3	2	2	2	5	5	3	9	10
Connecticut	437	7	7	7	5	4	1	--	5	5	--	6	12
Michigan State	435	11	3	6	4	1	1	--	6	2	3	6	1
Florida	438	14	3	6	4	2	--	1	4	--	4	6	6
Memphis	422	12	5	6	6	--	--	--	1	1	--	4	4
Ohio State	408	11	3	6	5	--	1	4	3	4	3	5	9
Arizona	408	11	4	6	1	--	--	--	1	3	--	7	9
Wisconsin	405	12	3	3	2	--	--	--	2	1	--	2	1
Butler	402	12	2	9	6	--	--	--	2	--	9	1	1
Louisville	400	7	5	3	5	1	--	2	3	1	1	4	2
Xavier	398	15	1	8	4	--	1	--	--	1	1	1	1
Texas	392	13	2	3	--	--	2	--	1	4	1	5	9
Pittsburgh	392	12	2	4	2	--	--	--	--	1	--	5	1
Illinois	390	14	1	5	2	--	--	1	1	1	--	2	2
Cincinnati	389	12	1	6	3	--	1	--	--	2	--	3	3
Stanford	385	8	3	4	1	--	--	1	1	2	3	3	3
Maryland	377	10	1	2	1	1	--	--	2	1	--	2	3
UCLA	377	12	3	4	8	--	--	--	3	2	--	4	6
Oklahoma State	375	13	1	1	2	--	--	--	1	--	--	2	2
Oklahoma	374	11	2	1	3	--	1	--	1	1	1	3	3
Tennessee	358	11	1	3	--	--	--	--	--	--	--	2	1
Tulsa	350	9	1	3	2	--	--	--	--	--	1	--	2
Notre Dame	349	11	--	1	--	--	--	--	--	2	4	2	1
Temple	347	10	--	6	5	--	--	--	--	--	--	1	--
Utah	335	8	1	6	3	--	1	--	1	2	2	--	3
NC State	330	10	--	--	--	--	--	--	--	--	--	--	1
West Virginia	327	7	1	--	1	--	--	--	1	--	6	1	3
Indiana	325	10	--	2	--	--	--	--	1	2	2	2	5
Michigan	320	9	1	1	1	--	1	--	1	1	1	1	4
Wake Forest	312	7	--	1	--	--	--	--	--	2	1	1	2
Florida State	305	7	--	--	1	--	--	--	--	--	--	--	1
Boston College	301	9	--	2	1	--	--	--	--	--	--	2	--
Fresno State	298	8	--	2	1	--	--	--	--	--	--	--	3
Virginia	298	4	1	2	1	--	--	--	--	--	--	1	--
Georgia Tech	280	4	--	--	--	--	--	--	1	--	1	1	4

¹ Duke's Elton Brand was the unanimous National Player of the Year in 1999. Shane Battier was the consensus National Player of the Year in 2001, but he shared the award with Blue Devil teammate Jason Williams (NABC). Duke was the first program in college history to have two National Player of the Year honorees from the same team in the same season. Williams was the consensus winner in 2002. J.J. Redick won or shared all of the major Player of the Year awards in 2006. Of a possible 71 National Player of the Year honors awarded by the Associated Press, U.S. Basketball Writers Association, Wooden Award, Naismith Award, Rupp Award and the National Association of Basketball Coaches, the past 13 seasons, Duke players have collected 28 of them. Duke has had four Player of the Year winners in the past 10 seasons.

² Duke finished number one in the final AP poll in four consecutive seasons from 1999-2002, becoming the first college program in history to accomplish that feat. Since the 1997-98 season, Duke has been ranked No. 1 in the nation 72 weeks, 35 more than the next closest team. Duke has reached No. 1 in 11 of the past 16 seasons.

³ Duke's nine consensus first team All-Americans from 1998-2013 are the most by any program in the nation. Elton Brand (1999), Chris Carrawell (2000), Shane Battier (2001), Jason Williams (2001, 2002), J.J. Redick (2005, 2006), Shelden Williams (2006) and Nolan Smith (2011) were the Blue Devils' first team All-America honorees during that time.

2014-15 Radio / TV Roster




Quinn Cook
G • SR-3L • 6-2 • 185
Washington, D.C.



Grayson Allen
G • FR-HS • 6-4 • 195
Jacksonville, Florida




Tyus Jones
G • FR-HS • 6-1 • 190
Apple Valley, Minnesota



Justise Winslow
F • FR-HS • 6-6 • 225
Houston, Texas




Matt Jones
G • SO-1L • 6-5 • 210
DeSoto, Texas




Rasheed Sulaimon
G • JR-2L • 6-5 • 195
Houston, Texas




Jahlil Okafor
C • FR-HS • 6-11 • 270
Chicago, Illinois




Amile Jefferson
F • JR-2L • 6-9 • 215
Philadelphia, Pennsylvania



Semi Ojeleye
F • SO-1L • 6-8 • 230
Ottawa, Kansas



Sean Obi
F • SO-TR • 6-9 • 270
Kaduna, Nigeria



Marshall Plumlee
C • JR-3L • 7-0 • 255
Warsaw, Indiana



Sean Kelly
G • SR-HS • 6-3 • 195
Raleigh, N.C.



Nick Pagliuca
G • SO-1L • 6-3 • 195
Weston, Massachusetts



Mike Krzyzewski
Head Coach
35th Season at Duke



2014 - 15 SCHEDULE

SAT.	OCT. 25	COUNTDOWN TO CRAZINESS	GODUKE.COM	8:00
TUE.	NOV. 4	LIVINGSTONE (EXHIBITION)	GODUKE.COM	7:00
SAT.	NOV. 8	CENTRAL MISSOURI (EXHIBITION)	GODUKE.COM	1:00
COACHES vs. CANCER CLASSIC				
FRI.	NOV. 14	PRESBYTERIAN	ESPNU	6:00
SAT.	NOV. 15	FAIRFIELD		8:00
State Farm Champions Classic				
Tue.	Nov. 18	vs. Michigan State &	ESPN	7:00
Coaches vs. Cancer Classic				
Fri.	Nov. 21	vs. Temple +	TruTV	9:30
Sat.	Nov. 22	vs. Stanford / UNLV +	TruTV	7:00/9:30
WED.	NOV. 26	FURMAN	ESPNU	5:00
SUN.	NOV. 30	ARMY	ESPNU	12:00
ACC / Big Ten Challenge presented by DICK's Sporting Goods				
Wed.	Dec. 3	at Wisconsin	ESPN	9:30
MON.	DEC. 15	ELON	ESPNU	7:00
Thu.	Dec. 18	vs. Connecticut <	ESPN	8:00
MON.	DEC. 29	TOLEDO	ESPN2	7:00
WED.	DEC. 31	WOFFORD	RSN	3:00
SAT.	JAN. 3	BOSTON COLLEGE *	RSN	4:00
Wed.	Jan. 7	at Wake Forest *	ACCN	9:00
Sun.	Jan. 11	at NC State *	CBS	1:30/4:30
TUE.	JAN. 13	MIAMI *	ESPNU	9:00
Sat.	Jan. 17	at Louisville *	ESPN	12:00
MON.	JAN. 19	PITTSBURGH *	ESPN	7:00
Sun.	Jan. 25	at St. John's ^	FOX	2:00
Wed.	Jan. 28	at Notre Dame *	ESPN2	7:30
Sat.	Jan. 31	at Virginia *	ESPN	4:00/7:00
WED.	FEB. 4	GEORGIA TECH *	ESPN2	7:00
SAT.	FEB. 7	NOTRE DAME *	CBS	1:00
Mon.	Feb. 9	at Florida State *	ESPN	7:00
Sat.	Feb. 14	at Syracuse *	ESPN	6:00
WED.	FEB. 18	NORTH CAROLINA *	ESPN/ACCN	9:00
SAT.	FEB. 21	CLEMSON *	ESPN	4:00
Wed.	Feb. 25	at Virginia Tech *	ESPN2	9:00
SAT.	FEB. 28	SYRACUSE *	ESPN	TBD
WED.	MAR. 4	WAKE FOREST *	ACCN	8:00
Sat.	Mar. 7	at North Carolina *	ESPN	6:00/9:00
ACC Tournament				
Tues.-Sat.	Mar. 10-14	ACC Tournament #	ESPN/ACCN	TBD

& Bankers Life Fieldhouse; + Barclays Center; < Izod Center; ^ Madison Square Garden; # Greensboro Coliseum;
 * Denotes ACC contest; All Game times are Eastern Time Zone; Home games in **BOLD ALL CAPS**;
 RSN - Regional Sports Network; ACCN - ACC Network.

