

2015-16 BASKETBALL

# DUKE

MARSHALL  
PLUMLEE

MATT  
JONES

AMILE  
JEFFERSON



# COACH K

## BY THE NUMBERS

- 1,018** Career coaching wins (most in NCAA history)
- 945** Coaching victories at Duke
- 545** Weeks ranked in the AP top 25
- 479** Weeks ranked in the AP top 10
- 433** ACC coaching victories (most in league history)
- 200** Consecutive weeks ranked in AP top 25 from 1997-2007 (second-longest in NCAA history)
- 109** Weeks ranked No. 1 in AP poll
- 98** Percent graduation rate among players who have completed four years of eligibility
- 88** NCAA Tournament wins (most in NCAA history)
- 43** All-America selections (29 different honorees)
- 31** NCAA Tournament appearances (20 consecutive bids)
- 31** First-round NBA Draft picks (most among active coaches)
- 20** NBA Lottery selections (most among active coaches)
- 14** Seasons with 30 or more wins (NCAA record for a coach)
- 13** ACC Tournament championships
- 12** Final Four appearances (tied for most all-time)
- 10** Consecutive seasons finishing in AP top 10 from 1997-2006 (second-longest streak in NCAA history)
- 7** National Players of the Year (nine honors - NCAA record for a coach)
- 6** National Defensive Players of the Year (nine honors - NCAA record for a coach)
- 5** NCAA Championships
- 5** Gold medals as head coach of the U.S. Men's Senior National Team
- 1** Coach K



**Directory**

► **2015-16 Preview**

Directory / Credits	1
2015-16 Quick Facts	1
Media Information	2-3
Duke Sports Information Directory	4
Local Media Outlets	4
Opponent SID Contacts	5
Duke Basketball Notebook	6-9
2015-16 Roster	10
Pronunciation Guide	10

► **The Players**

Marshall Plumlee	12-15
Amile Jefferson	16-19
Matt Jones	20-22
Nick Pagliuca	23-24
Grayson Allen	25-26
Sean Obi	27-28
Brennan Besser	29
Brandon Ingram	30
Chase Jeter	31
Luke Kennard	32
Justin Robinson	33
Derryck Thornton	34
Antonio Vrankovic	35
TV/Radio Roster	36

► **Staff**

Mike Krzyzewski	38-51
Jeff Capel	52-53
Nate James	54-55
Jon Scheyer	56-57
Bradley/Cullen/King/Stephens/Rogers	58
Basketball Staff	59-60
Managers	60
Duke Basketball Legacy Fund	61-62
Duke Basketball Endowed Scholarships	63
Kevin White	64-65
Senior Administration	66

► **2014-15 In Review**

2014-15 Review	68-70
2014-15 Results	71
2014-15 Statistics	72
2014-15 Highs and Lows	73
2014-15 Box Scores	74-80
ACC Individual Stats	81
ACC Team Stats	82

► **Tradition**

The Duke Tradition	84
Individual Honors	85-88
NCAA Tournament Results	89-90
NCAA Tournament Breakdown	90
NCAA Tournament Records	91-92
1991 NCAA Champions	93
1992 NCAA Champions	94
2001 NCAA Champions	95
2010 NCAA Champions	96
2015 NCAA Champions	97
ACC Tournament Results	98-99
ACC Tournament Records	100-101
Duke In-Season Tournament Results	102-103
In the Polls	104-109
Retired Jerseys	110-116
All-Time Jersey Numbers	117
Lettermen	118-119
Duke in the NBA	120-122
International Hoops	123-124

► **Records**

Career Records	126-129
Season Records	130-132
Game Records	133-134
Freshman Season Records	135-136
Freshman Game Records	137-138
Team Records - Season	139-140
Team Records - Game	141-142
Cameron Indoor Records	143-146
100-Point Games	147-148
Overtime Games	149
Opponent Records	150
Yearly Statistics	151-158
Annual Statistical Leaders	159-162
Coaching Records	163
All-Time Player Career Statistics	164-169
1,000-Point Scorers	170-172

► **Results**

Year-by-Year Record	174-175
All-Time Results	176-187
Series Results	188-196
Duke vs. ACC	196
Duke vs. Conferences	197
Duke Dominance	198

**Duke Quick Facts**

Location	Durham, N.C.
Founded	1838 as Trinity College
Enrollment	6,504
Nickname	Blue Devils
Colors	Duke Blue & White
Conference	Atlantic Coast (ACC)
Arena	Cameron Indoor Stadium
Court	Coach K Court
Arena Capacity	9,314
President	Dr. Richard H. Brodhead (Yale, '68)
Vice President/Director of Athletics	Kevin White (St. Joseph's College, '72)

**Basketball Staff**

Head Coach	Mike Krzyzewski (Army, '69)
Overall Record	1,018-310 (40 years)
Duke Record	945-251 (35 years)
Associate Head Coach	Jeff Capel (Duke, '97)
Assistant Coach	Nate James (Duke, '01)
Assistant Coach	Jon Scheyer (Duke, '10)
Dir. of Operations	David Bradley (Duke, '04)
Campus Relations Coord.	Kenny King (Duke, '00)
Strength Coach	Will Stephens (NC Central, '87)
Director of IT	Kevin Cullen (Duke, '07)
Athletic Trainer	Jose Fonseca (Penn State, '97)
Executive Asst. to Mike Krzyzewski	Gerry Brown
Administrative Assistant	Laura Ann Howard
Basketball Office Phone	(919) 613-7500

**Team Information**

2014-15 Overall Record	35-4
2014-15 ACC Record	15-3 (2nd)
Final Regular Season Ranking (AP)	4
Lettermen Returning	6
Grayson Allen, Amile Jefferson, Matt Jones, Sean Obi, Nick Pagliuca, Marshall Plumlee	
Lettermen Lost	5
Quinn Cook, Tyus Jones, Sean Kelly, Jahliil Okafor, Justise Winslow	
Starters Returning	1
Amile Jefferson	
Starters Lost	4
Quinn Cook, Tyus Jones, Jahliil Okafor, Justise Winslow	
Newcomers	7
Brennan Besser, Brandon Ingram, Chase Jeter, Luke Kennard, Justin Robinson, Derryck Thornton, Antonio Vrankovic	

**Program History**

First Year	1905-06
All-Time Record	2,062-853
NCAA Championships	5 (last 2015)
ACC Championships	19 (last 2011)
NCAA Tournament Appearances	39 (last 2015)
NIT Appearances	4 (last 1981)

**Duke Basketball Media Guide Credits**

The 2015-16 Duke Men's Basketball Media Guide is a publication of the Duke University Sports Information Department.

**Managing Editors**

Cory Walton, Jon Jackson

**Associate Editors**

Brad Amersbach, Ashley Wolf

**Assistant Editors**

Jean Brooks, Cory Foote, Leslie Gaber and Meredith Rieder

**Contributors**

David Bradley, Coach K's Little Blue Book by Barry Jacobs, Art Chase, Mike Cragg, Rachel Curtis, J.D. Hamilton, Bob Harris, Barry Jacobs, Kenny King, Mickie Krzyzewski, Johnny Moore, Brian Morrison, John Roth, Curtis Snyder and Mike Sobb

**Photography**

Jon Gardiner, Duke Photography

**Printing**

Telepathic Graphics; Raleigh, N.C.

## Media Information

### Press Credentials

- Media representatives should direct all requests to **Cory Walton**, Senior Associate Sports Information Director.
- Due to the limited number of seats available on press row, priority is given to daily newspapers, major magazines and electronic media in the geographic areas of the competing teams. Internet sites, other than the official sites of the two participating teams, requesting credentials should contact the Duke Sports Information Department regarding its policy.
- Duke reserves the right to refuse any credential request deemed not to be in the best interest of the University.

### Photo Credentials

- Due to limited space on the baseline and the inability to create a double row for photographers, virtually no freelance photographers are allowed to shoot during the season.
- There are permanent strobe lights in Cameron Indoor Stadium, thus installation by any other media agency is very limited.

### Radio Credentials

- Passes for non-broadcasting radio stations will be allotted on a first-come, first-serve basis and will be limited to stations with full-time sports directors.
- If a radio network is requesting a stringer to cover the game, the request needs to be made by the network, not the individual.
- Radio spotters and statisticians are available for a fee, but the Duke Sports Information Department must be notified at least 10 days in advance.
- Radio stringers who are requesting live, cell phone interviews following a game need to contact **Cory Walton**, Senior Associate Sports Information Director. These requests will be handled if a player has completed interviews in the open locker room with the media in attendance. If a radio stringer goes directly to a player or a coach, he or she may be asked to leave the locker room area.

### Parking

- Media parking at Cameron Indoor Stadium is available on a limited basis. Requests for parking should be made well in advance of game day.
- The media parking lot is located in the Blue Zone off Wannamaker Drive. Visiting media should access the media parking lot off Duke University Road and proceed to the Blue Zone lots located closest to the East Gate of Wallace Wade Stadium.

### Media Will Call / Media Entrance

- The media will call / media entrance is located on the North side of Cameron Indoor Stadium (Kryzewskiville / Morton Plaza). All media should enter the building at the media entrance.
- Media will call opens two hours prior to the scheduled tip-off time.

### Locker Room Policy

- The Duke locker room operates under an equal access policy designed for easy coverage of the basketball program.
- For both home and road games, the Duke locker room will be open to working media after an approximate 10-minute "cooling off" period. At least one full-time staff member of the Duke Sports Information Department will be present at all times to help with any requests.
- **Mike Kryzewski** will address the media following each game at a specified location. At home, the postgame press conference will take place in the Bill Brill Media Room located in the northeast corner of Cameron Indoor Stadium.
- Still photography is not permitted in the Duke locker room unless approved in advance by **Cory Walton**, Senior Associate Sports Information Director.

### Interview Procedures

- **Student-Athletes** - All interviews with Duke basketball student-athletes must be arranged through the Sports Information Office. Please contact **Cory Walton**, Senior Associate Sports Information Director, for Blue Devil player requests.
- Interview requests must be made at least one day in advance.
- There will be no interviews on the day of a game. There are no exceptions to this rule for any purpose, including national television broadcasts.
- **Coaches** - All interviews with Duke head coach **Mike Kryzewski** can be arranged through **Jon Jackson**, Senior Associate AD/External Affairs. However, it is strongly recommended that media utilize the Atlantic Coast Conference's weekly teleconference.
- Requests for interviews with assistant coaches or basketball staff also should be arranged through Walton.

### Practice Coverage

- Most Duke practices are closed to all outside parties. Media members can contact **Cory Walton**, Senior Associate Sports Information Director, about attending a specific practice session.

### Live Video Streaming Applications

- The use of live video streaming applications, such as Periscope and Meerkat, is not permitted at Duke basketball media functions, including press conferences, student-athlete media availability and open locker room sessions.
- During live game action, use of such applications are in violation of the ACC multimedia guidelines and is thus strictly prohibited.
- Please contact **Cory Walton**, Senior Associate Sports Information Director, with questions regarding this policy.

### Media Releases / Game Notes

- General Duke basketball releases, as well as game notes packages, will be emailed to a media distribution list and posted to GoDuke.com, the official website for Duke Athletics.
- To join the distribution list, send an email to **Cory Walton** at [cwalton@duaa.duke.edu](mailto:cwalton@duaa.duke.edu) or call (919) 668-1712.
- Game notes packages will be available at least one day prior to each game.

### Radio Information

- The radio broadcast booths are located on the east side of the stadium and are suspended from the ceiling.
- Access to the booths is through section six off the upper concourse.
- Three phone lines, an ISDN line, and a dry pair to the press interview area are accessible to the visiting radio network as designated by that school's sports information office.
- Verification of your network or the need for additional lines must be ordered directly from Associate Director of Game Operations **Ryan Cakerice** at (919) 613-5752.
- Space is guaranteed for only one broadcast crew from a visiting school. Student stations will generally not be permitted to broadcast due to space limitations. Requests for additional broadcast crews need to be made through the visiting SID office.

### Telephones

- Courtesy telephones are available only for media use in the Bill Brill Media Room located in the northeast corner of Cameron Indoor Stadium during all Blue Devil home basketball games.
- There are also both ethernet and wireless connections available for writers and photographers at each home game.
- Courtside phones are available on an extremely limited basis due to line restrictions and safety. Please contact **Cory Walton** prior to ordering any phone lines from the Duke OIT.
- The main press row phone number at Cameron Indoor Stadium is (919) 684-6186.

### NBA Scouts

- NBA scouts may request tickets to Duke home basketball games. Requests for tickets should be made in advance via email on team letterhead and directed to **Cory Walton**.
- Scouts will be charged for the tickets. Since seating is very limited in Cameron Indoor Stadium, these requests are handled on a first-come, first-serve basis.
- Only one representative per team will be permitted because of space limitations.
- Parking accommodations are available on request. NBA scouts will be directed to Blue Zone along with credentialed media.
- Tickets will be left at **MEDIA WILL CALL** on the north side of Cameron Indoor Stadium unless the team and the Duke Sports Information Office make other arrangements.

### Duke Basketball on Social Media

- The official Twitter account of the Duke Basketball team is @Duke\_MBB.
- The official Instagram account of the Duke Basketball team is @Duke\_MBB.
- The official Facebook page of the Duke Basketball team is /dukembb.

## Media Information

### GoDuke.com

- Duke fans and media can access unparalleled coverage of the Blue Devils men's basketball team, as well as Duke's other varsity sports, online at GoDuke.com, the official website of Duke Athletics.
- Powered by NeuLion, Duke fans also get access to the latest video features, media notes, player biographies and breaking news related to the men's basketball team.
- A subscription to Blue Devil Network Plus includes daily audio updates from **Mike Krzyzewski**, video highlights, including full game replays and condensed games, access to the Blue Devil IMG Sports Network's live broadcast of games, live press conference coverage, postgame locker room access, video features and much more.
- GoDuke.com content is also available through apps built for the iPhone, iPad and android devices.
- The website also features an auction website where fans can bid on Duke basketball tickets and memorabilia, and a DVD Store outfitted with over 200 Duke games and the 100 Years of Duke Basketball DVD.
- One of the first ".com" websites for college athletics in the country, GoDuke.com continues to seek out and implement the newest available technology in the web and mobile spaces.

### Duke Basketball Statistics Database

- The most extensive collegiate statistical database in the country, the Duke Basketball Database includes biographical information on every Duke player and the result of every game in Duke history, dating back to 1905-06.
- Powered by StatsGeek, the database includes every box score since the late 1930s, season and career stats for every player, team results and in-depth stat analysis, plus much more.
- The Duke Basketball Database can be found at <http://goduke.statsgeek.com/basketball-m/>.

### GoDuke The Magazine

- GoDuke The Magazine continues to provide Blue Devil fans with features, columns and in-depth coverage of Duke athletics.
- After 18 years of covering Duke athletics in newspaper format, Blue Devil Weekly evolved into a monthly magazine in 2009-10.
- Featuring many of the staff members who produced BDW, including publisher **Johnny Moore**, editor **John Roth** and several prominent columnists, GoDuke The Magazine is published 11 months out of the year and is a Blue Devil IMG Sports Network production.

### Duke Coaches Corner

- The Duke Coaches Corner features **Mike Krzyzewski** and **Bob Harris** bringing Duke fans a daily five-minute update on Duke basketball. The program can be heard daily on GoDuke.com and in the Durham-Raleigh area on 620 AM WDNC.

### ACC Coaches Teleconference

- The ACC head basketball coaches will be featured on nine teleconferences during the 2015-16 season. The season's first teleconference will take place on Monday, January 4, and continue through Monday, Feb. 29.
- Each coach will have 10 minutes to make an opening statement and answer questions. There will be an instant replay of each teleconference on the conference's website, theACC.com, each Monday afternoon.
- Coaches who have a Monday night game will not take part in that day's teleconference. The ACC office will distribute each week's order of coaches prior to each teleconference.
- Because this service is for the media only, the phone number can only be given out by the Duke Sports Information Department at (919) 684-2633 or the ACC office at (336) 851-6062.

### Inside Basketball With Duke's Coach K

- The popular weekly television show, "Inside Basketball with Duke's Coach K," is back for another successful season.
- The 30-minute, action-packed program features **Mike Krzyzewski** and his expert analysis of the ACC and national basketball issues. It also has Duke highlights and informative player features.
- A production by IMG College, the show airs locally on WTVD-TV on Sundays at noon, and Saturday mornings in the state of North Carolina and the Southeast on Fox Sports South.

### Basketball and Beyond with Coach K

- **Mike Krzyzewski** hosts his own Sirius XM Satellite Radio program. Now in its 11th season, "Basketball and Beyond with Coach K" offers a mix of topical issues, such as the state of college basketball, interviews with special guests, including business leaders, entertainers, media members, coaches and athletes, and Krzyzewski's personal perspective on principles for life on and off the court.
- Coach K and his co-host, sportscaster **Dave Sims**, can be heard on the hour-long program each week during basketball season.

### Duke Basketball Radio Show

- Hosted by the Washington Duke Inn & Golf Club, the Duke Basketball Radio Show featuring **Jeff Capel** returns for its sixth year.
- The show begins in December and airs live on WDNC 620 The Buzz. Check GoDuke.com for day and time changes dictated by Duke's game schedule.
- Fans are invited to join Coach Capel on location in the Bull Durham Bar at the Washington Duke Inn.
- The show is a production of the Blue Devil Sports Network from IMG College.

### Blue Devil IMG Sports Network

- A state-wide radio audience follows all the action of Duke men's basketball on the Blue Devil IMG Sports Network. The network provides in-depth pregame coverage, live play-by-play of all the action and postgame interviews straight from the locker room via satellite each game.
- Each game broadcast begins with the one-hour Tipoff Show and concludes with the Locker Room Report, featuring Coach K and Blue Devil players.
- North Carolina Sports Hall of Fame broadcaster **Bob Harris**, now in his 40th season as the voice of the Blue Devils, calls all the action for Duke fans each game. **John Roth** handles color commentary, while **John Rose** makes it all sound great as on-site network engineer.

### Network Directory

Address	Blue Devil IMG Sports Network 3100 Tower Blvd., Suite 404 Durham, N.C. 27707
Phone	919-286-1498
Website	imgcollege.com
Twitter	@DukeRadio
President	Johnny Moore
General Manager	Patrick Streko
Account Executive	Ian Haynes
Partner Services Coordinator	Macey Hulvey

### Network Affiliates

Durham	620 AM (WDNC)
Durham	102.9 FM (WKIX)
Aberdeen	990 AM (WEEB)
Albemarle	1580 AM (WZKY)
Asheboro	98.3 FM (WIST)
Burlington	1150 AM (WBAG)
Canton	920 AM (WPTL)
Charlotte	104.3 FM (WHVN)
Charlotte	1240 AM (WHVN)
Cherryville	1590 AM (WCSL)
Concord	1240 AM (WHVN)
Elizabeth City	103.7 FM (WTIB)
Fayetteville	104.5 FM (WCCG)
Gastonia	1240 AM (WHVN)
Greensboro	98.3 FM (WIST)
Greenville	103.7 FM (WTIB)
High Point	98.3 FM (WIST)
Kannapolis	1240 AM (WHVN)
Kernersville	98.3 FM (WIST)
Kinston	103.7 FM (WTIB)
Lexington	98.3 FM (WIST)
Lincolnton	1050 AM (WLON)
Lumberton	104.5 FM (WCCG)
Monroe	1240 AM (WHVN)
New Bern	103.7 FM (WTIB)
Raleigh	620 AM (WDNC)
Raleigh	102.9 FM (WKIX)
Rocky Mount	103.7 FM (WTIB)
Roxboro	96.7 FM (WKRX)
Salisbury	1490 AM (WSTP)
Shelby	1390 AM (WOHS)
Southern Pines	990 AM (WEEB)
Thomasville	98.3 FM (WIST)
Wilmington	980 AM (WAAV)
Wilson	103.7 FM (WTIB)
Winston-Salem	98.3 FM (WIST)

Home games also can be heard on XM Radio

## Duke Sports Information Directory

Room 115  
Cameron Indoor Stadium  
Durham, N.C. 27708

Phone: 919-684-2633  
Fax: 919-684-2489  
Cameron Indoor Stadium Press Row Phone: 919-684-6186

**Jon Jackson** Senior Associate AD / External Affairs

**Sport Responsibilities:** Coach Krzyzewski requests

**Alma Mater:** Penn State, 1990

**Joined Duke SID:** January, 2000

**Office:** 919-684-2624

**Cell:** 919-491-1663

**Email:** jackson@duaa.duke.edu

**Art Chase** Assistant AD / External Affairs

**Sport Responsibilities:** Football

**Alma Mater:** Guilford, 1991

**Joined Duke SID:** August, 2000

**Office:** 919-684-2614

**Cell:** 919-599-9820

**Email:** chasea@duaa.duke.edu

**Lindy Brown** Senior Associate Sports Information Director

**Sport Responsibilities:**

Women's Basketball, Women's Golf, Women's Soccer

**Alma Mater:** Western Carolina, 1996

**Joined Duke SID:** November, 1999

**Office:** 919-684-2664

**Cell:** 919-599-9821

**Email:** lbrown@duaa.duke.edu

**Cory Walton** Senior Associate Sports Information Director

**Sport Responsibilities:** Men's Basketball, Men's Golf

**Alma Mater:** University of Missouri, 2006

**Joined Duke SID:** August, 2015

**Office:** 919-668-1712

**Cell:** 765-337-2063

**Email:** cwalton@duaa.duke.edu

**Sarah Fetters** Associate Sports Information Director

**Sport Responsibilities:** Football<sup>2</sup>, Rowing, Men's Tennis

**Alma Mater:** Wittenberg, 2008

**Joined Duke SID:** August, 2014

**Office:** 919-684-8708

**Cell:** 984-209-9104

**Email:** sfetters@duaa.duke.edu

**Meredith Rieder** Associate Sports Information Director

**Sport Responsibilities:**

Men's Lacrosse, Men's Soccer, Wrestling

**Alma Mater:** Denison, 2002

**Joined Duke SID:** August, 2008

**Office:** 919-684-3328

**Cell:** 919-812-6741

**Email:** mrieder@duaa.duke.edu

**Ashley Wolf** Associate Sports Information Director

**Sport Responsibilities:** Volleyball, Baseball

**Alma Mater:** Cornell, 2008

**Joined Duke SID:** August, 2009

**Office:** 919-668-5739

**Cell:** 603-325-2225

**Email:** awolf@duaa.duke.edu

**Leslie Gaber** Assistant Sports Information Director

**Sport Responsibilities:** Swimming & Diving, Field Hockey,

Women's Lacrosse, Women's Basketball<sup>2</sup>

**Alma Mater:** DePauw, 2011

**Joined Duke SID:** July, 2011

**Office:** 919-668-7938

**Cell:** 614-519-9872

**Email:** lgaber@duaa.duke.edu

**Bradley Amersbach** Assistant Sports Information Director

**Sport Responsibilities:**

Men's Basketball<sup>2</sup>, Cross Country, Women's Tennis

**Alma Mater:** Millersville, 2008

**Joined Duke SID:** July, 2013

**Office:** 919-684-2668

**Cell:** 484-948-8528

**Email:** bamersbach@duaa.duke.edu

**Cory Foote** Sports Information Staff Assistant

**Sport Responsibilities:** Track & Field, Fencing

**Alma Mater:** Nebraska-Kearney, 2014

**Joined Duke SID:** August, 2014

**Office:** 919-684-2663

**Cell:** 402-518-0886

**Email:** cfoote@duaa.duke.edu

## Local Media Outlets

## Newspapers

	Main Beat Writers	Phone	Website
Durham Herald-Sun	Steve Wiseman	(919) 419-6673	www.herald-sun.com
Raleigh News & Observer	Laura Keeley	(724) 816-7401	www.newsobserver.com
Fayetteville Observer	Brett Strelow, Stephen Schramm	(910) 486-3530	www.fayobserver.com
Burlington Times-News	Bob Sutton	(800) 488-0085	www.thetimesnews.com
Greensboro News & Record	Ed Hardin	(336) 373-7062	www.news-record.com
Winston-Salem Journal	Dan Collins	(336) 727-7321	www.journalnow.com
Wilmington Star News	Dan Spears	(910) 343-2034	www.starnews.com
South Boston News & Record	Tucker McLaughlin	(434) 572-2928	www.sovanow.com
Chapel Hill News	Elliott Warnock	(919) 932-8743	www.chapelhillnews.com
Charlotte Observer	Ron Green, Jr.	(704) 358-5125	www.charlotte.com/observer
Henderson Daily Dispatch	John Holt	(252) 436-2840	www.hendersondailydispatch.com
Rocky Mount Telegram	Ben Jones	(252) 446-5161	www.rockymounttelegram.com
Goldboro News-Argus	Rudy Coggins, Rob Craig	(919) 739-7842	www.newsargus.com
High Point Enterprise	Benny Phillips	(800) 933-5760	www.hpe.com
Lexington Dispatch	Mike Duprez	(336) 249-3981	www.the-dispatch.com
Salisbury Post	Ronnie Gallagher	(704) 797-4287	www.salisburypost.com
Wilson Daily Times	Paul Durham	(800) 849-8811	www.wilsondaily.com
Asheboro Courier-Tribune	Dennis Garcia	(800) 967-1838	www.courier-tribune.com
Dunn Daily Record	Patrick Love	(910) 891-1234	www.dunndailyrecord.com

## Wire Service

Associated Press	Aaron Beard, Joedy McCreary	(919) 510-8937
------------------	-----------------------------	----------------

## Campus Related Newspapers

Duke Chronicle	Ryan Hoerger	(919) 684-2663	www.dukechronicle.edu
GoDuke - The Magazine	John Roth	(919) 286-1498	

## Radio Stations

	Station Director	Phone	Website
WDNC Radio (620 AM)	Dennis Glasgow	(919) 875-9100	www.espntriangle.com
WCMC Radio (99.9 FM)	Dennis Glasgow	(919) 890-6299	www.espntriangle.com

## Television Stations

	Reporter	Phone	Website
News 14 Carolina	Jim Connors	(919) 882-4230	www.news14.com
WNCN-TV (NBC 17)	Todd Gibson	(919) 836-1717	www.nbc17.com
WRAL-TV (CBS 5)	Jeff Gravley	(919) 821-8595	www.wral.com
WRAZ-TV (Fox 50)	Jeff Gravley	(919) 821-8600	www.fox50.com
WTVD-TV (ABC 11)	Mark Armstrong	(919) 687-2324	www.ABC11.com

## Opponent Sports Information Directory

## Boston College

Basketball Contact: Matthew Lynch  
E-mail: lynchfz@bc.edu  
Office Phone: (617) 552-2193  
Website: www.bceagles.com  
Twitter: @BCHoopNews

## Bryant

Basketball Contact: Allie Crandall  
E-mail: acrandall@bryant.edu  
Office Phone: (401) 232-6558  
Website: www.bryantbulldogs.com  
Twitter: @BryantHoops

## Buffalo

Basketball Contact: Brian Wolff  
E-mail: bcwolff@buffalo.edu  
Office Phone: (716) 645-6993  
Website: www.ubulls.com  
Twitter: @UBmenshoops

## Clemson

Basketball Contact: Philip Sikes  
E-mail: philips@clemson.edu  
Office Phone: (864) 656-1985  
Website: www.clemson.tigers.com  
Twitter: @ClemsonMBB

## Elon

Basketball Contact: Josh Gresh  
E-mail: jgresh@elon.edu  
Office Phone: (336) 278-6865  
Website: www.elonphoenix.com  
Twitter: @ElonMensHoops

## Florida State

Basketball Contact: Chuck Walsh  
E-mail: cwalsh@fsu.edu  
Office Phone: (850) 644-1077  
Website: www.seminoles.com  
Twitter: @FSU\_MBBasketball

## Georgetown

Basketball Contact: Mike "Mex" Carey  
E-mail: mex.carey@georgetown.edu  
Office Phone: (202) 687-2475  
Website: www.guhoyas.com  
Twitter: @GeorgetownHoops

## Georgia Southern

Basketball Contact: A.J. Henderson  
E-mail: ajhenderson@georgiasouthern.edu  
Office Phone: (912) 478-5071  
Website: www.gseagles.com  
Twitter: @GSAThletics\_MBB

## Georgia Tech

Basketball Contact: Mike Stamus  
E-mail: mstamus@athletics.gatech.edu  
Office Phone: (404) 894-5445  
Website: www.ramblinwreck.com  
Twitter: @GTMBK

## Indiana

Basketball Contact: J.D. Campbell  
E-mail: jc56@indiana.edu  
Office Phone: (812) 855-9794  
Website: www.iuhoosiers.com  
Twitter: @IndianaMBB

## Kentucky

Basketball Contact: Eric Lindsey  
E-mail: eric.lindsey@uky.edu  
Office Phone: (859) 257-8429  
Website: www.ukathletics.com  
Twitter: @KentuckyMBB

## Long Beach State

Basketball Contact: Roger Kirk  
E-mail: roger.kirk@csulb.edu  
Office Phone: (562) 985-7565  
Website: www.longbeachstate.com  
Twitter: @LBSUhoops

## Louisville

Basketball Contact: Kenny Klein  
E-mail: kenny@gocards.com  
Office Phone: (502) 852-0112  
Website: www.GoCards.com  
Twitter: @GoCards

## Miami (Fla.)

Basketball Contact: Amy LaBrie  
E-mail: a.woodruff@miami.edu  
Office Phone: (305) 284-3241  
Website: www.hurricanesports.com  
Twitter: @caneshoops

## North Carolina

Basketball Contact: Steve Kirschner  
E-mail: stevekirschner@unc.edu  
Office Phone: (919) 962-7258  
Website: www.GoHeels.com  
Twitter: @UNC\_Basketball

## North Carolina State

Basketball Contact: Josh Rattray  
E-mail: josh\_rattray@ncsu.edu  
Office Phone: (919) 515-1182  
Website: www.gopack.com  
Twitter: @PackMensBball

## Notre Dame

Basketball Contact: Bernadette Cafarelli  
E-mail: cafarelli.1@nd.edu  
Office Phone: (574) 631-8458  
Website: www.und.com  
Twitter: @NDmbb

## Pittsburgh

Basketball Contact: Matt Plizga  
E-mail: mplizga@athletics.pitt.edu  
Office Phone: (412) 648-8240  
Website: www.pittsburghpanthers.com  
Twitter: @HailToPittHoops

## Siena

Basketball Contact: Jason Rich  
E-mail: jrich@siena.edu  
Office Phone: (518) 783-2411  
Website: www.sienasaints.com  
Twitter: @SienaMBB

## Syracuse

Basketball Contact: Pete Moore  
E-mail: pimoore@syr.edu  
Office Phone: (315) 443-2608  
Website: www.cuse.com  
Twitter: @cuse

## Utah

Basketball Contact: Drew Wiseman  
E-mail: dwiseman@huntsman.utah.edu  
Office Phone: (801) 581-3771  
Website: www.utahutes.com  
Twitter: @Runnin\_Utes

## Utah State

Basketball Contact: Kyle Cottam  
E-mail: kyle.cottam@usu.edu  
Office Phone: (435) 797-2066  
Website: www.utahstateaggies.com  
Twitter: @AggieHoops

## Virginia

Basketball Contact: Erich Bacher  
E-mail: bacher@virginia.edu  
Office Phone: (434) 982-5530  
Website: www.virginiasports.com  
Twitter: @UVAMensHoops

## Virginia Commonwealth

Basketball Contact: Scott Day  
E-mail: sdday@vcu.edu  
Office Phone: (804) 828-1727  
Website: www.vcuathletics.com  
Twitter: @VCU\_Hoops

## Virginia Tech

Basketball Contact: Bill Dyer  
E-mail: wdyer@vt.edu  
Office Phone: (540) 231-8852  
Website: www.hokiesports.com  
Twitter: @VT\_MBBall

## Wake Forest

Basketball Contact: Steve Kirkland  
E-mail: kirklasg@wfu.edu  
Office Phone: (336) 758-6099  
Website: www.wakeforestsports.com  
Twitter: @tiedyenation

## Wisconsin

Basketball Contact: Patrick Herb  
E-mail: PAH@athletics.wisc.edu  
Office Phone: (608) 890-2477  
Website: www.UWBadgers.com  
Twitter: @BadgerMBB

## Yale

Basketball Contact: Tim Bennett  
E-mail: timothy.bennett@yale.edu  
Office Phone: (203) 432-1457  
Website: www.yalebulldogs.com  
Twitter: @Yale\_Basketball

## Atlantic Coast Conference

Basketball Contact: Brian Morrison  
E-mail: bmorrison@theacc.org  
Office Phone: (336) 851-6062  
Cell Phone: (336) 337-4896  
Website: www.theacc.com  
Twitter: @theACC

## Duke Basketball Notebook

### 11th Season of Basketball

- Duke is entering its 11th season of basketball in 2015-16. The Blue Devils have compiled a 2,062-853 record to rank fourth all-time in victories.
- Only Kentucky (2,178), Kansas (2,153) and North Carolina (2,140) have more wins than Duke.
- Duke's all-time .707 winning percentage is also the fifth-best in NCAA history, behind only Kentucky (.764), North Carolina (.736), Kansas (.722) and UNLV (.708).

### Blue Devils Return Six Letterwinners

- In 2015-16, Duke returns six letterwinners from last year's national championship team, including one returning starter in senior **Amile Jefferson**. Graduate student **Marshall Plumlee** and juniors **Matt Jones** and **Nick Pagliuca** give the Blue Devils four upperclassmen on the 13-man roster.
- Jefferson has been a regular in the starting lineup over the past two seasons, while Jones has drawn starting assignments in each of his first two seasons with the program and Plumlee has seen his playing time increase as a high-energy big man off the bench.
- Sophomore **Grayson Allen** is back in the fold and will look to build on his breakout performances in the 2015 NCAA Tournament, while classmate **Sean Obi** is set to take the floor for Duke after sitting out the 2014-15 season as a transfer from Rice.

### Duke Welcomes Second Consecutive Top-Ranked Recruiting Class

- For the second year in a row, Duke's recruiting class topped the ESPN RecruitingNation rankings, as **Brandon Ingram**, **Chase Jeter**, **Luke Kennard**, **Derryck Thornton** and **Antonio Vrankovic** headline a seven-man class of newcomers.
- Ingram, Jeter and Kennard were all McDonald's All-Americans in 2015, while Vrankovic was a nominee for the game and Thornton was considered a frontrunner to make the game in 2016 before reclassifying.
- ESPN ranked Ingram the No. 3 overall recruit and No. 1 small forward in the class, while Jeter checked in at No. 11 overall (No. 4 center), Thornton was ranked No. 17 overall (No. 3 point guard) and Kennard was tabbed No. 24 overall (No. 6 shooting guard).
- Freshmen **Brennan Besser** and **Justin Robinson**, son of NBA Hall of Famer David Robinson, round out the class.

### Opportunities Available for Current Blue Devils

- The departures of three first-round NBA Draft picks - **Jahlil Okafor**, **Justise Winslow** and **Tyus Jones** - and a four-year stalwart in **Quinn Cook** have presented the current crop of Duke players with an opportunity to make their marks on the program from a statistical standpoint.
- As a team, Duke returns just 24.0 percent of its scoring (19.0 ppg), 32.3 percent of its rebounding (11.9 rpg) and 16.6 percent of its assists (2.5 apg) from last season.

- Senior **Amile Jefferson** is one of the top returning rebounders in the ACC after averaging 5.8 boards per game a year, and is responsible for more than half (226-of-448) of the Blue Devils' returning production on the glass.
- Jefferson and junior **Matt Jones** combined to score 473 points (12.1 ppg) a year ago, which translates to 66.1 percent of Duke's returning scoring.


### Jefferson Looking to Make Duke History in the Classroom

- Already one of just eight players in program history to be named to the All-ACC Academic Team three times, senior **Amile Jefferson** has a chance this season to become the first Duke player to earn the honor for a fourth time.
- A history major, Jefferson is the program's first three-time All-ACC Academic Team member since **Ryan Kelly** (2010-11, 2013) and the first to do so in three consecutive seasons since **Mike Dunleavy** (2000-02).

### Current Blue Devils Among Tallest Squads in Duke History

- Entering the 2015-16 season, the 13 players on Duke's roster have an average height of 79.231 inches, making this year's team the third-tallest in program history.
- Ten of Duke's 11 scholarship student-athletes heading into the 2015-16 season stand 6-5 or taller.

## 2015-16 Duke Blue Devils



Front Row (L-R) - Nick Pagliuca, Brennan Besser, Derryck Thornton, Matt Jones, Grayson Allen, Luke Kennard, Justin Robinson. Back Row (L-R) - Director of basketball operations David Bradley, assistant coach Nate James, assistant coach Jon Scheyer, Antonio Vrankovic, Brandon Ingram, Amile Jefferson, Marshall Plumlee, Chase Jeter, Sean Obi, associate head coach Jeff Capel, head coach Mike Krzyzewski.



Tallest Teams in Duke History - Average inches

1.	1988-89 (13 players)	79.385
2.	1993-94 (13 players)	79.308
3.	2015-16 (13 players)	79.231
4.	1990-91 (13 players)	78.692
5.	1987-88 (12 players)	78.667
	1991-92 (12 players)	78.667

Trio of McDonald's All-Americans

Join the Fold

• With Brandon Ingram, Chase Jeter and Luke Kennard arriving on campus, Duke will have seven McDonald's All-Americans on its roster.

• Duke has now had seven or more McDonald's All-America selections on its roster 11 times under head coach Mike Krzyzewski, including four of the last nine years.

• Duke, Arizona, Kansas and Kentucky are the only programs nationally to post top-10 classes in ESPN's recruiting class rankings in each of the last three seasons. The Blue Devils' 2014 and 2015 classes were both ranked No. 1 nationally.

Duke Rosters with 7+ McDonald's All-America Selections

Year	No	NCAA	ACC	Record
1988-89	7	Final Four	Finals	28-8
1989-90	7	Runner-up	QF	29-9
1997-98	8	Elite Eight	Finals	32-4
1998-99	7	Runner-up	Champion	37-2
2000-01	7	Champion	Champion	35-4
2002-03	7	Sweet 16	Champion	26-7
2003-04	7	Final Four	Finals	31-6
2007-08	8	2nd Round	Semifinals	28-6
2008-09	7	Sweet 16	Champion	30-7
2014-15	9	Champion	Semifinals	35-4
2015-16	7	-	-	-

Former Captains

Continue to Play Prominent Roles

• Duke's 2015-16 coaching staff will once again feature three former team captains in Jeff Capel (associate head coach), Nate James (assistant coach) and Jon Scheyer (assistant coach).

• Head coach Mike Krzyzewski has had three former Duke captains on his staff every year since 1996-97, a period in which the Blue Devils won three NCAA championships, 10 ACC Tournament titles and eight regular season ACC crowns.

• As Duke players, Capel, James and Scheyer combined to score 4,794 points, collect 1,412 rebounds and hand out 1,020 assists.

Sustained Success

• Duke has won 20 or more games 50 times in its 110 years of basketball. Including its 35-4 mark a year ago, Duke has won at least 20 games for 19 consecutive seasons.

• The Blue Devils have recorded 30 or more wins 14 times under Coach K, including five of the past six seasons.

• Duke is one of 10 programs nationally to win at least 25 games in each of the last three seasons along with Arizona, Gonzaga, Kansas, Louisiana Tech, Louisville, Michigan State, Stephen F. Austin, VCU and Wichita State.

AP Poll Streak

• Entering the 2015-16 season, Duke has been ranked in the AP poll an NCAA-best 155 consecutive weeks. The last time Duke was not ranked in the top 25 of the AP Poll was the final poll of the 2006-07 season.

• Duke is the only school to finish in the top 10 of the AP Poll in each of the last eight seasons.

• Duke's current streak is the second-longest in program history and the seventh-longest consecutive weeks ranked streak in NCAA history.

Consecutive AP Top 25 Rankings - Active

1.	Duke	155
2.	Kansas	122
3.	Arizona	59
	Louisville	59

Consecutive AP Top 25 Rankings - All-Time

1.	UCLA	221
2.	Duke	200
3.	North Carolina	172
4.	North Carolina	171
5.	Marquette	166
6.	Kentucky	164
7.	^ Duke	155
8.	Kansas	145
9.	Duke	143
10.	Arizona	141

Wins this Decade

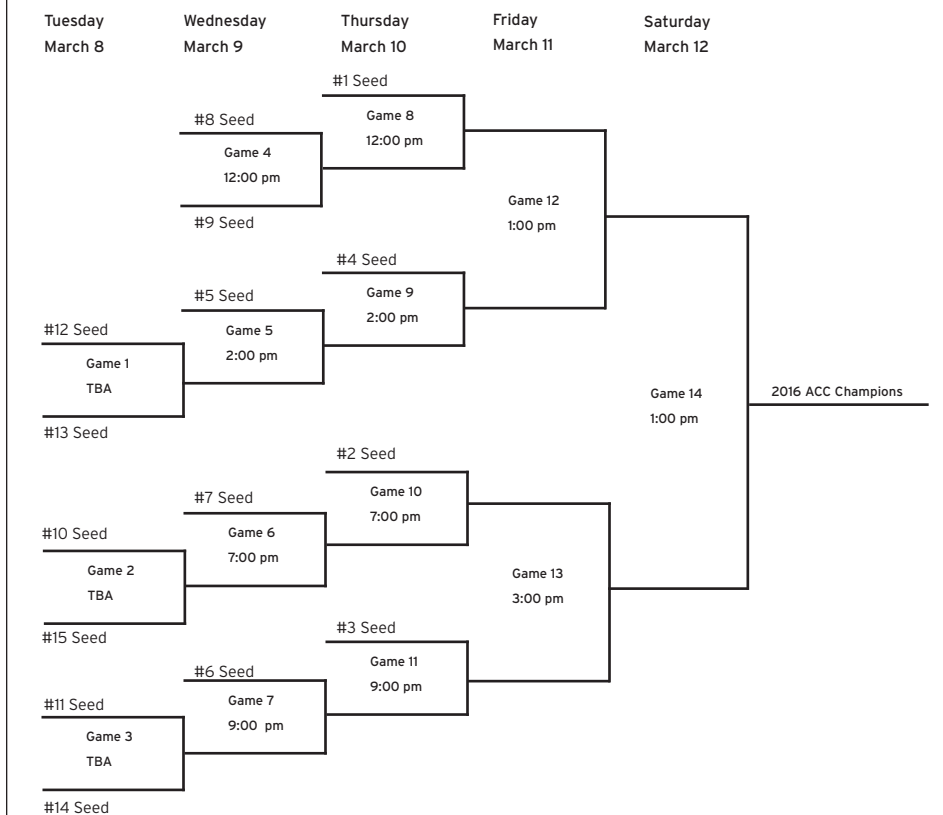
• Duke has won 185 games this decade, second-most in the NCAA behind only Kentucky. The decade's two winningest programs of the decade heading into the 2015-16 season are set to meet at the United Center in Chicago on Nov. 17 as part of the State Farm Champions Classic.

• Duke is 32-8 this decade against the top 20 teams in terms of wins, including an 11-0 mark in 2014-15.

• The Blue Devils are 40-16 (.714) against teams ranked in the top 25 of the AP Poll this decade.

2016 Atlantic Coast Conference Men's Basketball Tournament

Verizon Center | Washington, D.C.



2016 NCAA Tournament Sites

First Four March 15-16  
University of Dayton Arena Dayton, Ohio

Second/Third Rounds March 17 & 19  
Dunkin Donuts Center Providence, R.I.  
Wells Fargo Arena Des Moines, Iowa  
PNC Arena Raleigh, N.C.  
Pepsi Center Denver, Colo.

March 18 & 20  
Barclays Center Brooklyn, N.Y.  
Scottrade Center St. Louis, Mo.  
Chesapeake Energy Arena Oklahoma City, Okla.  
Spokane Veterans Memorial Arena Spokane, Wash.

Regionals March 24 & 26  
West: Honda Center Anaheim, Calif.  
South: KFC YUM! Center Louisville, Ky.

March 25 & 27  
Midwest: United Center Chicago, Ill.  
East: Wells Fargo Center Philadelphia, Pa.

Final Four April 2 & 4  
NRG Stadium Houston, Texas

Wins since start of 2009-10 Season (through 2014-15 season)

1. Kentucky	190
2. Duke	185
3. Kansas	183
4. Gonzaga	174
Ohio State	174
6. Michigan State	169
7. Syracuse	168
Wichita State	168
9. Louisville	166
10. San Diego State	164
11. Wisconsin	163
12. VCU	161
13. Murray State	158
14. Florida	154
15. North Carolina	153
16. BYU	152
17. Saint Mary's	150
18. New Mexico	149
19. Butler	148
20. Memphis	147

Home Court Advantage

• Duke is 169-12 (.934) at Cameron Indoor Stadium over the last 10 seasons, the third-best home winning percentage in the NCAA over that span. Since 2004-05, the Blue Devils have four undefeated home seasons and have lost more than one game at Cameron Indoor Stadium just twice during that span.

• Duke is 95-4 (.960) at Cameron Indoor Stadium this decade (since the 2009-10 season), the third-best home winning percentage in the NCAA over that stretch. The Blue Devils are undefeated at home in five of the past seven seasons.

NCAA • Home Winning Percentage • Since 2004-05

School	W-L	Pct.
1. Kansas	184-9	.953
2. Gonzaga	153-9	.944
3. Duke	169-12	.934
4. Wisconsin	167-20	.893
5. Michigan State	160-20	.889
6. Kentucky	163-22	.881
7. Memphis	175-24	.879
8. Florida	163-25	.867
9. North Carolina	152-25	.859
10. Pittsburgh	172-30	.851
11. Syracuse	173-32	.844
12. Oklahoma State	143-29	.831
13. Connecticut	159-33	.828

NCAA • Home Winning Percentages • Since 2009-10

School	W-L	Pct.
1. Kansas	101-4	.962
2. Kentucky	100-4	.962
3. Duke	95-4	.960
4. Gonzaga	87-5	.946
5. Stephen F. Austin	78-9	.897
6. Arizona	89-11	.890
7. Syracuse	97-13	.882
8. Wisconsin	87-12	.879
9. Memphis	92-15	.860
10. Florida	87-14	.861
11. Michigan State	86-14	.860
12. Oklahoma State	79-16	.832
13. North Carolina	81-17	.827
14. Pittsburgh	92-20	.821

ACC Dominance

• Duke has dominated the ACC regular season like no other program since 1997. The Blue Devils have won 246 league games and eight

regular season ACC championships in that span.

• The Blue Devils have won 10 or more regular season ACC contests in 18 of the past 19 seasons. Duke has at least 12 league wins 15 times in that span.

• Duke has also dominated ACC Tournament play with 10 tournament crowns in the past 18 seasons.

ACC Composite Standings - 1997-2015

Team	W	L	Pct.
Duke	246	64	.794
North Carolina	207	103	.668
Syracuse	23	13	.639
Maryland	169	123	.579
Notre Dame	20	16	.556
Pittsburgh	19	17	.528
Virginia	146	164	.471
Miami	84	98	.462
Wake Forest	141	169	.455
Florida State	137	173	.442
NC State	136	174	.439
Boston College	68	98	.410
Clemson	126	184	.406
Virginia Tech	69	113	.379
Georgia Tech	111	199	.358

ACC Tournament Records - 1997-2015

Team	W	L	Pct.
Duke	39	9	.813
Notre Dame	3	1	.750
North Carolina	29	15	.659
NC State	25	19	.568
Miami	12	10	.545
Maryland	17	17	.500
Pittsburgh	2	2	.500
Boston College	8	10	.444
Florida State	14	18	.438
Virginia Tech	7	11	.389
Georgia Tech	10	19	.345
Virginia	8	18	.308
Wake Forest	8	19	.296
Clemson	6	19	.240
Syracuse	0	1	.000

Blue Devils Not Afraid to Hit the Road

• Duke is 471-192 outside of Cameron Indoor Stadium under head coach Mike Krzyzewski, including a 290-92 mark since the 1996-97 season.

• The Blue Devils are 242-69 in neutral settings and 229-123 in road games under Krzyzewski.

• In ACC regular season play, Duke is 163-101 away from home under Coach K. The Blue Devils are 107-48 in ACC road games since the 1996-97 season.

• In 2014-15, Duke registered three true road wins over teams ranked in the AP top 10, marking a first in program history.

Duke vs. Ranked Opponents

• Duke is 205-133 vs. ranked teams under head coach Mike Krzyzewski with a 124-60 mark since the 1996-97 season.

• Duke is 68-38 against ranked ACC teams and 56-22 vs. ranked non-league foes since the 1996-97 season.

• Duke has won 45 of its past 67 games when both teams have been ranked in the top 10. The Blue Devils are 77-52 overall under Coach K when both teams are ranked in the top 10.

• Duke is 27-13 under Coach K when both teams are ranked in the top five.

Duke's Non-Conference Schedule Regularly Features High Major Opponents (affiliation at time of game)

• Duke has a 24-4 (.857) record in regular-season non-conference games against power conference schools since the 2009-10 season.

• The Blue Devils have a six-game winning streak in such matchups dating to a home win over Michigan on Dec. 3, 2013.

• This decade, Duke is averaging 5.8 regular-season non-conference games against power conference foes per season.

Career Wins

Coach	Wins
1. ^ Mike Krzyzewski	1,018
2. ^ Jim Boeheim	966
3. Bob Knight	902
4. Dean Smith	879
5. Adolph Rupp	876
6. Jim Calhoun	873
7. Jim Phelan	830
8. Eddie Sutton	804
9. Lefty Driesell	786
10. Lute Olson	780

Career Wins at One School

Coach, School	Wins
1. ^ Jim Boeheim, Syracuse	966
2. ^ Mike Krzyzewski, Duke	945
3. Dean Smith, North Carolina	879
4. Adolph Rupp, Kentucky	876
5. Jim Phelan, Mount St. Mary's	830
6. Ed Diddle, Western Kentucky	759
7. Ray Meyer, DePaul	724
8. Don Haskins, UTEP	719
9. Denny Crum, Louisville	675
10. Bob Knight, Indiana	662

Career ACC Wins

(regular season & ACC Tournament)

Coach, Schools	Wins
1. ^ Mike Krzyzewski, Duke	433
2. Dean Smith, North Carolina	422
3. Gary Williams, Maryland	210
4. Frank McGuire, UNC & South Carolina	160
5. ^ Roy Williams, North Carolina	158
6. Bobby Cremins, Georgia Tech	149
7. Lefty Driesell, Maryland	139
8. Vic Bubas, Duke	128
9. Terry Holland, Virginia	126
10. Norm Sloan, NC State	117

NCAA Tournament Wins

Coach, Schools	Wins
1. ^ Mike Krzyzewski, Duke	88
2. Dean Smith, North Carolina	65
^ Roy Williams, Kansas & North Carolina	65
4. ^ Jim Boeheim, Syracuse	53
5. Jim Calhoun, Northeastern & Connecticut	49
6. John Wooden, UCLA	47
7. Lute Olson, Iowa & Arizona	46
8. Bob Knight, Indiana & Texas Tech	45

^ - active coach; games through 2014-15 season

Conference	W	L	Pct.
Big East	5	0	1.000
SEC	3	0	1.000
Pac-12	5	1	.833
Big Ten	8	2	.800
Big 12	3	1	.750
<b>TOTAL</b>	<b>24</b>	<b>4</b>	<b>.857</b>

**Tournament Victories Under Krzyzewski**

- Duke has had a high level of success in tournaments under Coach K, winning 17 regular-season, 13 ACC and five NCAA Tournaments for a total of 35 tournament championships during his 35-year tenure.
- The Blue Devils own an 82-16 record in regular-season tournaments under Coach K with seven in-season tournament titles in the last eight years.

**Duke Tournament Records Under Krzyzewski**

Tournament	W	L	Pct.	Titles
ACC Tournament	56	21	.727	13
NCAA Tournament	88	26	.772	5
In-Season Tournaments	82	16	.837	17
<b>TOTAL</b>	<b>226</b>	<b>63</b>	<b>.782</b>	<b>35</b>

**Silver Anniversary of Duke's First National Title**

- The 2015-16 season marks the 25th anniversary of the Blue Devils' 1991 NCAA championship.

• Duke capped head coach Mike Krzyzewski's 11th season at the helm with a victory over previously unbeaten UNLV in the national semifinals and a championship game win over Kansas to give the future Hall of Fame coach the first of his five national championships.

• Other significant Duke basketball anniversaries in 2015-16 include the 50th for the 1966 Final Four team, the 30th for the 1986 Final Four team and the 15th for the 2001 NCAA champions.

**Coach K's Success is Unrivaled in Longevity**

- Mike Krzyzewski led Duke to its fifth NCAA Championship in 2015, extending his own record for length of time between a coach's first and most recent national title to 25 years.
- Coach K and Connecticut's Jim Calhoun are the only coaches in NCAA history to win national championships in three decades: the 1990s, the 2000s and the 2010s.

**Most Seasons between**

**First and Most Recent NCAA Championships**

1. Mike Krzyzewski, Duke	25 (1991-2015)
2. Branch McCracken, Indiana	14 (1940-1953)
3. Jim Calhoun, Connecticut	13 (1999-2011)
4. Bob Knight, Indiana	12 (1976-1987)
Dean Smith, North Carolina	12 (1982-1993)
John Wooden, UCLA	12 (1964-1975)

**Another Milestone for Cameron Indoor Stadium**

- Duke is scheduled to play its 1,000th game at historic Cameron Indoor Stadium when it hosts Louisville on Feb. 8.
- The storied venue was christened on Jan. 6, 1940, with a 36-27 Duke win over Princeton.
- Duke has compiled a 832-154 (.844) record at Cameron with 18 undefeated seasons.

**Selling Out**

- Duke has sold out 388 consecutive games at Cameron Indoor Stadium. The last time Duke did not have a sellout at home was on Nov. 16, 1990, against Boston College.
- On Feb. 1, 2014, Duke's Feb. 1 road tilt with Syracuse set an NCAA on-campus attendance mark of 35,466 spectators.
- Duke also helped set an attendance record (12,944) at Pittsburgh's Petersen Events Center on Jan. 27, 2014.

**Non-Conference Home Win Streak**

- Duke has won an NCAA-best 116 consecutive non-conference home games. Duke's last home loss against a non-conference foe was an 83-82 decision against St. John's on Feb. 26, 2000.
- Duke has also won 108 straight games at Cameron Indoor Stadium against unranked non-conference opponents.

**Three-Point Streak Among Nation's Best**

- Duke has connected on at least one three-pointer in 911 consecutive games, the fourth-longest streak in the nation, entering the 2015-16 season.

**Consecutive Games with a 3PT FG**

Team	Games
UNLV	940
Vanderbilt	928
Kentucky	928
Duke	911
Western Kentucky	872

**NBA Draft's Top 10 has Duke Feel Over Last Five Years**

- Duke has produced five top-10 picks in the NBA Draft since 2011, the second-most nationally over that time frame.
- In 2015, Jahlil Okafor (3rd overall) and Justise Winslow (10th) joined Kyrie Irving (1st in 2011), Austin Rivers (10th in 2012) and Jabari Parker (2nd in 2014) on that list.

**Most Top-10 NBA Draft Picks since 2011**

1. Kentucky	7
2. Duke	5
3. Kansas	4
4. Arizona	3
Indiana	3

**Duke's NBA Path Leads Toward Secure Future**

- Heading into the 2015-16 season, Mike Krzyzewski's Duke players who went on to play in the NBA have collectively earned more than \$1.1 billion in NBA salaries.
- Of those 46 players, 31 have posted multi-million dollar NBA earnings, while eight have cracked the \$50 million mark and three have earned more than \$100 million.

**Duke and the No. 1 National Ranking**

Since the 1997-98 season, Duke has been ranked No. 1 in the Associated Press poll 72 weeks, 35 more than the next closest team (North Carolina). The Blue Devils reached the top ranking in seven consecutive seasons from 1998-2004, becoming just the second program in NCAA history to accomplish that feat. UCLA holds the record with 12 consecutive seasons being ranked No. 1 at some point (1964-75). Duke finished the season ranked No. 1 in the AP poll for four consecutive seasons (1999-2002), an unprecedented feat in college basketball history.

**No. 1 Rankings Since 1997-98**

Team	Seasons Ranked No. 1	Total Weeks Ranked No. 1
► Duke	11	72
North Carolina	6	37
Kentucky	5	31
Connecticut	5	27
Arizona	4	26
Kansas	5	21
Stanford	3	16
Illinois	1	15
Florida	4	14
Cincinnati	1	12
Indiana	1	10
Syracuse	3	10
Ohio State	2	9
UCLA	1	6
Memphis	1	5
Michigan State	2	5
Gonzaga	1	3
Pittsburgh	1	3
Wake Forest	2	3
Louisville	2	2
Alabama	1	2
Texas	1	2
St. Joseph's	1	1
Wisconsin	1	1
Tennessee	1	1
Michigan	1	1

**Most Consecutive Seasons Ranked No. 1**

Team	Consecutive Seasons	Years
UCLA	12	1964-75
► Duke	7	1998-04
Kansas	5	1994-97
► Duke	3	1992-94
North Carolina	3	1986-88
North Carolina	3	1982-84
North Carolina	3	1957-59

**Coach K at No. 1**

Duke's Mike Krzyzewski has coached in 218 games with his Blue Devils as the nation's No. 1 team (AP poll only), compiling a 190-28 (.872) record. Coach K's 218 games at No. 1 rank second all-time in NCAA history, as do his 190 victories:

Coach	No. of Games as No. 1 Team	Record (Pct.)
John Wooden	228	217-11 (.952)
► Mike Krzyzewski	218	190-28 (.872)
Dean Smith	134	113-21 (.843)
Adolph Rupp	118	100-18 (.847)

**No. 1 vs. No. 2**

Duke has been involved in six No. 1 vs. No. 2 matchups (AP poll only) in its history, posting a 3-3 record:

Date	Result (Site)
3/18/1966	[1] Kentucky 83 [2] Duke 79 (n)
3/29/1986	[1] Duke 71 [2] Kansas 67 (n)
2/3/1994	[2] North Carolina 89 [1] Duke 78 (a)
2/5/1998	[2] North Carolina 97 [1] Duke 73 (a)
3/27/1999	[1] Duke 68 [2] Michigan State 62 (n)
12/10/2006	[1] Duke 97 [2] Texas 66 (n)

## 2015-16 Roster

## Alphabetical

NO	NAME	POS	HT	WT	CL-EXP	HOMETOWN (HIGH SCHOOL)
3	Grayson Allen	G	6-5	205	SO-1L	Jacksonville, Fla. (Providence School)
53	Brennan Besser	G	6-5	180	FR-HS	Chicago, Ill. (Latin School)
14	Brandon Ingram	G/F	6-9	190	FR-HS	Kinston, N.C. (Kinston)
21	Amile Jefferson	F	6-9	225	SR-3L	Philadelphia, Pa. (Friends Central School)
2	Chase Jeter	F/C	6-10	240	FR-HS	Las Vegas, Nev. (Bishop Gorman)
13	Matt Jones	G	6-5	200	JR-2L	DeSoto, Texas (DeSoto)
5	Luke Kennard	G	6-5	180	FR-HS	Franklin, Ohio (Franklin)
34	Sean Obi	F	6-9	265	SO-1L*	Kaduna, Nigeria (Greens Farms Academy)
45	Nick Pagliuca	G	6-3	195	JR-2L	Weston, Mass. (Milton Academy)
40	Marshall Plumlee	C	7-0	250	GR-4L	Warsaw, Ind. (Christ School [N.C.])
50	Justin Robinson	F	6-8	190	FR-HS	San Antonio, Texas (San Antonio Christian Academy)
12	Derryck Thornton	G	6-2	175	FR-HS	Chatsworth, Calif. (Findlay Prep [Nev.])
30	Antonio Vrankovic	C	7-0	270	FR-HS	Delray Beach, Fla. (Pine Crest School)

## Numerical

NO	NAME	POS	HT	WT	CL-EXP	HOMETOWN (HIGH SCHOOL)
2	Chase Jeter	F/C	6-10	240	FR-HS	Las Vegas, Nev. (Bishop Gorman)
3	Grayson Allen	G	6-5	205	SO-1L	Jacksonville, Fla. (Providence School)
5	Luke Kennard	G	6-5	180	FR-HS	Franklin, Ohio (Franklin)
12	Derryck Thornton	G	6-2	175	FR-HS	Chatsworth, Calif. (Findlay Prep [Nev.])
13	Matt Jones	G	6-5	200	JR-2L	DeSoto, Texas (DeSoto)
14	Brandon Ingram	G/F	6-9	190	FR-HS	Kinston, N.C. (Kinston)
21	Amile Jefferson	F	6-9	225	SR-3L	Philadelphia, Pa. (Friends Central School)
30	Antonio Vrankovic	C	7-0	270	FR-HS	Delray Beach, Fla. (Pine Crest School)
34	Sean Obi	F	6-9	265	SO-1L*	Kaduna, Nigeria (Greens Farms Academy)
40	Marshall Plumlee	C	7-0	250	GR-4L	Warsaw, Ind. (Christ School [N.C.])
45	Nick Pagliuca	G	6-3	195	JR-2L	Weston, Mass. (Milton Academy)
50	Justin Robinson	F	6-8	190	FR-HS	San Antonio, Texas (San Antonio Christian Academy)
53	Brennan Besser	G	6-5	180	FR-HS	Chicago, Ill. (Latin School)

\* Transferred from Rice prior to the 2014-15 season

## Duke Staff

**Head Coach:** Mike Krzyzewski (Army, '69)

**Associate Head Coach:** Jeff Capel (Duke, '97)

**Assistant Coach:** Nate James (Duke, '01)

**Assistant Coach:** Jon Scheyer (Duke, '10)

**Director of Basketball Operations:** David Bradley (Duke, '04)


## Pronunciations

AMILE Jefferson	a-meel
Mike KRZYZEWSKI	Sha-shef-skee
Sean OBI	O-bee
Nick PAGLIUCA	PAL-lee-you-kah
Antonio VRANKOVIC	Vranko-vich

## **Player Bios**

---

Marshall Plumlee	12-15
Amile Jefferson	16-19
Matt Jones	20-22
Nick Pagliuca	23-24
Grayson Allen	25-26
Sean Obi	27-28
Brennan Besser	29
Brandon Ingram	30
Chase Jeter	31
Luke Kennard	32
Justin Robinson	33
Derryck Thornton	34
Antonio Vrankovic	35
TV/Radio Roster	36



## 40 Marshall Plumlee


**C • 7-0 • 250 • GR-4L**  
**Warsaw, Ind. (Christ School [N.C.])**  
**Major: History**

### Career

- One of Duke's three captains entering the 2015-16 season
- Has played in 88 career games entering the season ... averages 1.4 points and 1.9 rebounds per game
- Saw action in all 39 games last season, while averaging a career-high 9.6 minutes per contest
- A high-energy player who competes with an infectious enthusiasm and verve on the court
- Serves as a defensive force around the rim with great length and footwork
- Provides veteran experience and will assist in the development of young post players on the team
- Has developed into a key component of Duke's pick-and-roll game by developing his hands and footwork
- Provides space and scoring opportunities for teammates through both on-ball and off-ball screens
- Member of Duke's ROTC program ... participated in ROTC contracting ceremony Jan. 23, 2015
- Played for the East Coast All-Stars in the 2012 Four Nations Cup ... averaged 7.7 points, 8.3 rebounds and 3.0 blocks in three games

### 2014-15

- Member of the All-ACC Academic Team
- Appeared in a career-high 39 games and averaged career-bests in scoring (2.2 ppg.), rebounds (2.4 rpg.), field goal percentage (.762), free throw percentage (.710), double-digit scoring games (2) and minutes played (9.6 mpg.)
- Had 14 games in which he did not miss from the field
- Saw double-digit minutes in 16 games ... brought down five or more rebounds in six games ... registered two or more blocks in seven games ... recorded 18 dunks, the third-most on the team
- Averaged 1.8 points and 2.5 rebounds in six NCAA Tournament games, shooting .624 from the field in those contests
- Earned his first career double-double by scoring 10 points and collecting 10 rebounds against Robert Morris (3/20) in the NCAA Tournament second round ... shot 5-of-6 from the field and added an assist in 19 minutes of action
- Shot a perfect 7-of-7 from the field during the ACC Tournament ... opened tournament play with a career-high 12 points on 6-of-6 shooting against NC State (3/12) in 21 minutes of play ... also contributed three blocks on the defensive end of the floor ... followed the effort by going 1-of-1 against No. 11 Notre Dame (3/13) in the ACC Tournament semifinal round
- Scored four points on 1-of-1 shooting from the field and 2-of-2 from the charity stripe against Wake Forest (3/4) during 18 minutes of play ... also brought down four rebounds
- Played a career-high 24 minutes against Clemson (2/21) ... recovered three rebounds and added three points in the contest
- Converted his only shot attempt to go along with two rebounds against Syracuse (2/14)
- Connected on both field goal attempts to notch four points against Florida State (2/9) ... also posted two blocks and three rebounds in 10 minutes of play
- Netted two points and hauled in three rebounds in a win over No. 10 Notre Dame (2/7)
- Went 1-of-1 from the field and recorded five rebounds versus St. John's while seeing 12 minutes of play (1/25)
- Remained flawless against Pittsburgh (1/19), shooting 1-of-1 from the floor and 2-of-2 from the free throw line to notch four points
- Filled the stat sheet with three points, six rebounds, a steal, an assist and a career-high four blocked shots against Boston College (1/3)
- Registered four points and two rebounds in six minutes of play against Toledo (12/29)



- Helped Duke defeat No. 2 Wisconsin (12/3) by scoring four points on 2-of-3 shooting and bringing down three rebounds
- Posted an efficient eight-point effort against Army (11/30), scoring on both field goal attempts and making all four free throw attempts in the contest ... also had five rebounds and two blocked shots
- Recorded first five-rebound game of season against Temple (11/21) ... also scored two points on 1-of-1 shooting
- Had eight points on 3-of-3 shooting from the floor and 2-of-2 shooting from the free throw line to go along with a block against Fairfield (11/15)
- Hit his first career three-point field goal against Presbyterian (11/14) in the 2014-15 season opener ... also scored five points, secured seven rebounds, dished two assists and recorded a pair of steals

### 2013-14

- Played in 30 contests, averaging 1.3 points and 2.2 rebounds per game ... also had 17 blocked shots while playing 8.5 minutes per game
- Went 16-of-29 (.552) from the field
- Was third on the team with 36 offensive rebounds despite playing under 10 minutes per game
- Played 10 or more minutes 13 times ... had five or more rebounds in five contests with at least five offensive rebounds twice
- Recorded two blocks and a steal in 12 minutes of action in the ACC title game against No. 6 Virginia (3/16)
- Had four rebounds in 11 minutes versus Clemson (3/14)
- Posted six points and seven rebounds, six on the offensive glass, at Wake Forest (3/5)
- Went 2-of-3 from the field and finished with four points, six rebounds and a block against Virginia Tech (2/25)
- Recorded four points, five rebounds and a career-best three blocks in a win over No. 1 Syracuse (2/22)
- Had three points, six rebounds, one block and a steal at North Carolina (2/20)
- Made his only shot attempt and finished with two points, three rebounds and a steal against Maryland (2/15)
- Had four rebounds, one assist and a block in a road win over No. 18 Pittsburgh

- Recorded season-highs with seven points and seven rebounds in 12 minutes against Florida State (1/25) ... six of his rebounds came on the offensive end of the floor
- Filled the stat sheet with four points, four rebounds, one assist, one block and a steal against Elon (12/31)
- Had two points, two rebounds and two assists in a win over Eastern Michigan (12/28)
- Registered two points, three rebounds and a block against No. 22 Michigan (12/3)
- Scored two points and added one rebound and a block versus UNC Asheville (11/18)

**2012-13**

- Appeared in 19 contests, averaging 0.1 points and 0.6 rebounds
- Pulled down one rebound against Louisville in the NCAA Elite Eight (3/31)
- Dished the first assist of his career in the second meeting with Virginia Tech (3/5) ... also nabbed one steal
- Recorded one rebound, one block and one steal in three minutes of action at Virginia Tech (2/21)
- Swiped the first steal of his career against Maryland (1/26)
- Notched multiple rebounds for the first time in his career against Miami (1/23)
- Scored his first career points with a layup in the second half of the ACC opener against Wake Forest (1/5) ... played a career-high seven minutes while also recording his second career block
- Pulled down an offensive rebound in one minute of play against Santa Clara (12/29)
- Made his Duke debut against Cornell (12/19), posting one rebound and one block in two minutes of action
- Was sidelined with a stress fracture in the second metatarsal of his left foot that was diagnosed just before the team's first practice on Oct. 12

**2011-12**

- Did not see game action while redshirting as a freshman
- Named to the ACC Academic Honor Roll
- Played in two of Duke's three exhibition games versus the Chinese National Team and in the exhibition contest against United Arab Emirates
- In the annual Blue-White scrimmage during Countdown to CraziNESS, hit his only shot attempt and two free throws to finish with four points

**High School**

- Four-year letterwinner at Christ School under head coach David Gaines ... part of four NCISAA 3-A State Championship team at Christ School during his career
- Named to the McDonald's All-America team ... recorded five points and eight rebounds to help the East squad to a 111-96 victory ... also finished second in the McDonald's All-America Game Dunk Contest
- Claimed a 2011 Jordan Brand Classic Regional All-Star selection
- Awarded the Gatorade Player of the Year in North Carolina after averaging 11.5 points, 10.3 rebounds and 2.5 blocks per game as a senior
  - Named team MVP after leading Christ School to a 32-5 record and the 2011 NCISAA 3-A State Championship
  - 2011 NCISAA 3-A all-state selection and AP all-state honoree as a senior ... selected as first team All-WNC by the Asheville Citizen-Times
  - Recorded 13 points and 10 rebounds in a 59-57 win over Charlotte Christian in the state championship game ... averaged 15.7 points and 10.2 rebounds during Christ School's run to the 2011 NCISAA 3-A State Championship
  - CAA all-conference selection as a senior ... also led Christ School to a CAA Tournament Championship by averaging 14.5 points and 10 rebounds per game
  - Honored with the WNC Sports Award by Mountaineer Athletic Club
  - Had season highs with 25 points and 22 rebounds in an 85-73 win over Ridge View [S.C.] High School
  - Finished his senior year with five 20-point games and 20 games with 10 or more rebounds
  - Had 21 points and 11 rebounds in a 62-51 win over Westchester Country Day for a third place finish at the 2011 GlaxoSmithKline Holiday Invitational
  - Won the 2011 City of Palms Tournament Slam Dunk Contest and was named to the all-tournament team
  - Averaged 8.6 points, 8.0 rebounds and 2.6 blocks per game while helping Christ School to a 37-2 record and a state championship as a junior
  - Key reserve as a sophomore on a Christ School team that went 36-2 and finished No. 15 in the ESPN Rise national rankings
  - Averaged 3.4 points and 3.7 rebounds with season highs of 10 points and 13 boards, while playing behind three other eventual NCAA Division I players
  - Saw time on the varsity team as a freshman ... played behind brothers Miles and Mason as Christ School finished 36-2 and won the state championship
  - Teamed with Quinn Cook on the championship team at 2010 adidas Nations Experience


**PLAYERS**



- Played in the 2010 Albert Schweitzer International Youth Basketball Tournament in Mannheim, Germany ... averaged 6.0 rebounds per game while helping the USA team to a fourth-place finish ... recorded a team-high 10 rebounds to go along with four blocks in a 91-81 win over previously unbeaten Spain in the tournament
- Ranked 61st by the Recruiting Services Consensus Index
- Rated as the No. 34 recruit in the 2011 class by ESPN 100 ... also ranked in the top 100 by Scout.com (No. 68) and Rivals.com (No. 79)
- Played AAU basketball with Indiana Elite One

**Personal**

- Born Marshall Harrison Plumlee on July 14, 1992 in West Lafayette, Ind.
- Son of Perky and Leslie Plumlee
- Father, Perky, is a lawyer and played basketball at Tennessee Tech
- Mother, Leslie, is a pharmacist and played basketball at Purdue
- Has two older brothers, Miles and Mason, and a younger sister, Madeline
- Was joined on the 2011-12 Duke roster by Miles and Mason to become the first brother trio in ACC history to play on the same team ... the Plumlees were just the third brother trio to play on same Division I collegiate basketball team in NCAA history, joining the Brennan brothers (Matthew, Thomas & William) who played at Villanova in 1957-58 and the Bockhorn brothers (Bucky, Harold & Terry) who played at Dayton from 1956-58.
- Miles was a first round selection by the Indiana Pacers in 2012, while Mason was selected No. 22 overall by the Brooklyn Nets in the 2013 NBA Draft
- Sister, Madeline, is a sophomore volleyball player at Notre Dame
- Grandfather, Albert Schultz, played basketball at Michigan Tech (1944) prior to joining the U.S. Air Force ... he also played on the U.S. Air Force Service Team in 1945
- Uncle, William Schultz, played basketball at Wisconsin-Eau Claire (1971-72) prior to being deployed to Vietnam ... 1972 NAIA National Runner-up
- Uncle, Chad Schultz, played basketball at Wisconsin-Oshkosh from 1983-86
- Received the Christ School Headmaster's Cup - given to senior who demonstrated exemplary character and leadership
- Head of the Christ School Honor Council and Latin League ... also a high honor student and member of National Honor Society
- A member of Prefect and Big Brother Award recipient while in high school
- Hobbies include reading, hiking, skeet shooting and video games
- Posted a 15-0 record playing JV tennis as a freshman at Christ School
- Favorite athlete is David Robinson, whose son, Justin, is currently a freshman in the Duke men's basketball program



**Career Highs**

Points	12 vs. NC State, 3/12/15
Rebounds	10 vs. Robert Morris, 3/20/15
Assists	3 vs. Presbyterian, 11/14/14
Steals	2, 2x, last vs. Temple, 11/21/14
Blocks	4 vs. Boston College, 1/3/15
FG Made	6 vs. NC State, 3/12/15
FT Made	4, vs. Army, 11/30/14
Minutes	24 vs. Clemson, 2/21/15

**Miscellaneous**

	2014-15	Career
Double-figure points	2	2
3 or more rebounds	13	25
5 or more rebounds	6	11
2 or more blocks	7	10
2 or more steals	2	2
Dunks	18	25

**Career Statistics**

SEASON	GP-GS	MP	FG-FGA	PCT.	3PT-A	PCT.	FT-FTA	PCT.	REB.	AVG.	PF-DQ	AS	TO	BS	ST	TP	AVG.
2011-12	DNP - Redshirt																
2012-13	19-0	50	1-8	.125	0-0	.000	0-8	.000	11	0.6	5-0	1	5	3	3	2	0.1
2013-14	30-0	254	16-29	.552	0-0	.000	6-17	.353	65	2.2	29-0	8	10	17	6	38	1.3
2014-15	39-0	375	32-42	.762	1-1	1.000	22-31	.710	92	2.4	58-0	12	14	22	8	87	2.2
<b>Total</b>	<b>88-0</b>	<b>679</b>	<b>49-79</b>	<b>.620</b>	<b>1-1</b>	<b>1.000</b>	<b>28-56</b>	<b>.500</b>	<b>168</b>	<b>1.9</b>	<b>92-0</b>	<b>21</b>	<b>29</b>	<b>42</b>	<b>17</b>	<b>127</b>	<b>1.4</b>

**Career ACC Regular Season Statistics**

SEASON	GP-GS	MP	FG-FGA	PCT.	3PT-A	PCT.	FT-FTA	PCT.	REB.	AVG.	PF-DQ	AS	TO	BS	ST	TP	AVG.
2011-12	DNP - Redshirt																
2012-13	14-0	44	1-7	.143	0-0	.000	0-6	.000	8	0.6	5-0	1	5	2	3	2	0.1
2013-14	16-0	162	11-20	.550	0-0	.000	6-10	.600	46	2.9	21-0	3	4	11	4	28	1.8
2014-15	18-0	159	9-13	.692	0-0	.000	6-10	.600	36	2.0	31-0	4	9	8	3	24	1.3
<b>Total</b>	<b>48-0</b>	<b>365</b>	<b>21-40</b>	<b>.525</b>	<b>0-0</b>	<b>.000</b>	<b>12-26</b>	<b>.462</b>	<b>90</b>	<b>1.9</b>	<b>57-0</b>	<b>8</b>	<b>18</b>	<b>21</b>	<b>10</b>	<b>54</b>	<b>1.1</b>

**Career NCAA Tournament Statistics**

SEASON	GP-GS	MP	FG-FGA	PCT.	3PT-A	PCT.	FT-FTA	PCT.	REB.	AVG.	PF-DQ	AS	TO	BS	ST	TP	AVG.
2011-12	DNP - Redshirt																
2012-13	3-0	3	0-0	.000	0-0	.000	0-2	.000	1	0.3	0-0	0	0	0	0	0	0.0
2013-14	1-0	3	0-0	.000	0-0	.000	0-0	.000	0	0.0	0-0	0	0	0	0	0	0.0
2014-15	6-0	58	5-8	.625	0-0	.000	1-3	.333	15	2.5	5-0	3	2	1	0	11	1.8
<b>Total</b>	<b>10-0</b>	<b>64</b>	<b>5-8</b>	<b>.625</b>	<b>0-0</b>	<b>.000</b>	<b>1-5</b>	<b>.200</b>	<b>16</b>	<b>1.6</b>	<b>5-0</b>	<b>3</b>	<b>2</b>	<b>1</b>	<b>0</b>	<b>11</b>	<b>1.1</b>

**Career ACC Tournament Statistics**

SEASON	GP-GS	MP	FG-FGA	PCT.	3PT-A	PCT.	FT-FTA	PCT.	REB.	AVG.	PF-DQ	AS	TO	BS	ST	TP	AVG.
2011-12	DNP - Redshirt																
2012-13	-	-	-	-	-	-	-	-	-	-	-	-	-	-	-	-	-
2013-14	3-0	25	0-2	.000	0-0	.000	0-0	.000	5	1.7	3-0	0	1	2	1	0	0.0
2014-15	2-0	26	7-7	1.000	0-0	.000	0-0	.000	3	1.5	4-0	1	0	3	1	14	7.0
<b>Total</b>	<b>5-0</b>	<b>51</b>	<b>7-9</b>	<b>.778</b>	<b>0-0</b>	<b>.000</b>	<b>0-0</b>	<b>.000</b>	<b>8</b>	<b>1.6</b>	<b>7-0</b>	<b>1</b>	<b>1</b>	<b>5</b>	<b>2</b>	<b>14</b>	<b>2.8</b>



2012-13

Table with columns: Opponent, FG, 3FG, FT, O-D-R, PF, Pts, A, TO, B, S, MIN. Rows include Georgia State, vs. [3] Kentucky, Florida Gulf Coast, vs. Minnesota, vs. VCU, vs. [2] Louisville, [4] Ohio State, Delaware, at Temple, Cornell, Elon, Santa Clara, vs. Davidson, Wake Forest, Clemson, at [20] N.C. State, Georgia Tech, at [25] Miami, Maryland, at Wake Forest, at Florida State, N.C. State, at Boston College, North Carolina, at Maryland, at Virginia Tech, Boston College, at Virginia, [5] Miami, Virginia Tech, at North Carolina, ^ vs. \*Maryland, ~ vs. \*Albany, ~ vs. [22] \*Creighton, ~ vs. [9] \*Michigan State, ~ vs. [2] \*Louisville

\* Indicates Games Started
[ ] AP Ranking
^ ACC Tournament
~ NCAA Tournament

2014-15


Table with columns: Opponent, FG, 3FG, FT, O-D-R, PF, Pts, A, TO, B, S, MIN. Rows include Presbyterian, Fairfield, vs. [19] Michigan St., vs. Temple, vs. Stanford, Furman, Army, at [2] Wisconsin, Elon, vs. Connecticut, Toledo, Wofford, Boston College, at Wake Forest, at NC State, Miami, at [6] Louisville, Pittsburgh, at St. John's, at [8] Notre Dame, at [2] Virginia, Georgia Tech, [10] Notre Dame, at Florida State, at Syracuse, [15] North Carolina, Clemson, at Virginia Tech, Syracuse, Wake Forest, at [19] North Carolina, ^ vs. \*NC State, ^ vs. [11] \*Notre Dame, ~ vs. \*Robert Morris, ~ vs. \*San Diego State, ~ vs. [19] \*Utah, ~ vs. [7] \*Gonzaga, ~ vs. [23] \*Michigan State, ~ vs. [3] \*Wisconsin

\* Indicates Games Started
[ ] AP Ranking
^ ACC Tournament
~ NCAA Tournament

2013-14

Table with columns: Opponent, FG, 3FG, FT, O-D-R, PF, Pts, A, TO, B, S, MIN. Rows include Davidson, [5] vs. Kansas, Florida Atlantic, UNC Asheville, East Carolina, Vermont, vs. Alabama, [4] vs. Arizona, [22] Michigan, Gardner-Webb, vs. UCLA, Eastern Michigan, vs. Elon, at Notre Dame, Georgia Tech, at Clemson, Virginia, NC State, at Miami, Florida State, [18] at Pittsburgh, [2] at Syracuse, Wake Forest, at Boston College, Maryland, at Georgia Tech, at North Carolina, [1] Syracuse, Virginia Tech, at Wake Forest, [14] North Carolina, ^ Clemson, ^ NC State, ^ [6] \*Virginia, ~ \*Mercer

\* Indicates Games Started
[ ] AP Ranking
^ ACC Tournament
~ NCAA Tournament





# 21

## Amile Jefferson

**F • 6-9 • 225 • SR-3L**  
**Philadelphia, Pa. (Friends Central School)**  
**Major: History**

### Career

- A two-time team captain
- Enters his senior season with 59 starts in 106 games played ... averages 5.6 points and 5.3 rebounds per game, while shooting over 61 percent from the field
- An active defensive force for Duke, both on the glass and in the paint ... blocked a career-high 26 shots during his junior campaign
- Has improved his strength while working in the weightroom during the offseason ... has added 25 pounds of muscle to his frame since arriving in Durham as a freshman
- An asset for Duke on the offensive glass, creating second-chance scoring opportunities for the Blue Devils
- Creates space with solid footwork that allows for high-percentage shot opportunities
- Physical player that is willing to work in the paint to recover a rebound
- Vocal leader both on and off the court ... brings energy to his teammates
- Provides a wealth of experience for Duke in the interior ... serves as a veteran voice for the young players
- A three-time member of the All-ACC Academic Team ... one of eight players in Duke history to earn the honor three times and looking to become the first to do so four times


### 2014-15

- Member of the All-ACC Academic Team
- Participated in all 39 games while making 26 starts ... served as starter in first 14 games of the season and 26 of the first 27 matchups ... averaged 6.1 points, 5.8 rebounds and 0.8 assists per game ... shot 63.1 percent (94-of-149) from the field
- Ranked 20th in the ACC in rebounds per game ... saw 25 contests with five or more rebounds and five games with double-figure rebounds ... paced Duke's rebounding in eight games
- Finished second on the team with 91 offensive rebounds and third on the team in total rebounds (226) ... saw five games with five or more offensive boards
- Averaged over 6.0 points per game for the second straight season ... recorded double-digit points in 10 games, including three ACC contests ... led Duke in scoring once, netting a career-high 19 points at No. 6 Louisville (1/17)
- Registered a career-high three double-doubles
- Averaged 2.8 points and 4.7 rebounds in Duke's six NCAA Tournament victories ... shot .636 from the field
- Recorded seven rebounds and tied for a team-high two assists against No. 3 Wisconsin (4/6) in the national championship game ... also tied for a game-high three blocks ... provided a defensive spark to help lead Duke to its fifth NCAA title
- Posted a seven-rebound effort against No. 23 Michigan State (4/4) in a Final Four contest
- Scored 10 points on 4-of-6 shooting and brought down six rebounds in NCAA Tournament opening round game against Robert Morris (3/20) ... added three assists
- Hauled down a team-leading six rebounds, including five offensive, against No. 19 North Carolina (3/7) ... added three points and two blocks
- Connected on both of his field goal attempts and dished four assists against Wake Forest (3/4)
- Hit 5-of-7 field goal attempts and registered a career-high six blocks against No. 15 North Carolina (2/18) in 29 minutes of action
- Shot an efficient 6-of-7 from the field to score a career-high 19 points against No. 6 Louisville (1/17) ... also collected seven rebounds and shot 7-of-9 from the free throw line
- Notched third double-double of the season after scoring 14 points on 7-of-9 shooting and bringing down 12 rebounds against Miami (1/13)
- Had an 11-point, 13-rebound effort against Connecticut (12/18) marked second double-double of the season

- Saw back-to-back double-digit rebounding games against Furman (11/26) and Army (11/30) ... shot 11-of-12 over the two-game stretch, including 8-of-9 against Furman and 3-of-3 against Army ... brought down 12 rebounds in each contest ... first double-double of the year came against Furman, scoring 16 points and registering 12 rebounds ... served as team's leading rebounder in both contests
- Narrowly missed a double-double after scoring 15 points on 5-of-8 shooting and collecting nine rebounds in win over Fairfield (11/15) ... also shot 5-of-6 from the charity stripe and added three assists
- Opened the 2014-15 campaign by leading Duke in rebounds (10) and shooting 2-of-4 from the field for four points in game against Presbyterian (11/14)

### 2013-14


- Member of the All-ACC Academic Team ... received ACC All-Tournament second team accolades
- Played in all 35 games while making 26 starts ... averaged 6.5 points, 6.9 rebounds and 1.0 assists per game, while shooting a team-high 64.4 percent (94-of-146) from the field
- Ranked 11th in the ACC in rebounds and fourth in the league in offensive rebounds per game (2.89)
- Raised his rebounding numbers to 7.2 rpg. and 3.06 orpg. in league play ... ranked seventh in rebounds and tied for fourth in offensive rebounds in ACC action
- Finished second on the team with 101 offensive rebounds ... had nine games with five or more offensive rebounds
- Posted eight double-figure rebounding games ... led the Blue Devils in rebounds 11 times
- Had seven games with 10 or more points scored, including a career-best 17 points against No. 5 Kansas (11/12)
- Grabbed 11 rebounds and added two assists, one block and a steal against Mercer (3/21) in the NCAA Tournament ... six rebounds came on the offensive end of the floor
- Went 5-of-7 from the field and 1-of-2 from the foul line for 11 points in the ACC title game against No. 6 Virginia (3/16) ... added four rebounds and a steal
- Recorded six points and a game-high 13 rebounds (six offensive) in an ACC Tournament win over Clemson (3/14)



- Came off the bench to collect eight points, eight rebounds, two assists, one block and three steals against No. 14 North Carolina (3/8)
- Had seven points, 12 rebounds, one block and a steal at home versus Maryland (2/15)
- Scored 14 points with seven rebounds and a career-best five assists in an overtime loss at No. 2 Syracuse (2/1) ... was 6-of-10 from the field and grabbed six offensive rebounds in the game
- Registered his second double-double of the season with 14 points and 10 rebounds at No. 18 Pittsburgh (1/27) ... was 5-of-5 from the field with six offensive rebounds in the win ... also had two assists, two blocks and a steal
- Posted a season-best three blocks at Miami (1/22) ... also had eight points, seven rebounds and a steal in the win
- Had nine points, eight rebounds and two assists against NC State (1/18)
- Recorded his first career double-double in a home win over Virginia (1/13) ... finished with 10 points and a career-high 15 rebounds (five offensive) to go along with two assists, a block and two steals
- Had six points and 10 rebounds versus Georgia Tech (1/7)
- Went 5-of-5 from the free throw line and finished with seven points and 14 rebounds in a win over Eastern Michigan (12/28) ... six rebounds came on the offensive end of the floor
- Scored 11 points on 5-of-6 shooting and added seven rebounds, two assists and two blocks against UCLA (12/19)
- Came off the bench for six points and six rebounds in a win over No. 22 Michigan (12/3) ... made all three field goal attempts in 17 minutes of action
- Scored a career-best 17 points against No. 5 Kansas (11/12) ... was 7-of-9 from the field
- Made all four shots from the field and finished with 10 points in a season-opening win over Davidson (11/8)

**2012-13**

- Member of the All-ACC Academic Team
- Appeared in 32 games with seven starts ... averaged 4.0 points and 2.9 rebounds per game ... was 51-of-94 (.543) from the field
- Finished second on the team with 42 offensive rebounds ... averaged 4.1 offensive rebounds per 40 minutes played
- Averaged 6.7 points, 4.8 rebounds and 0.8 blocks per contest while shooting 51.0 percent from the floor during 13 games while Ryan Kelly was sidelined with an injury
- Drew starts in six consecutive games versus Miami (1/23), Maryland (1/26), Wake Forest (1/30), Florida State (2/2), N.C. State (2/7) and Boston College (2/10)
- Scored a season-high 14 points on 5-of-7 shooting from the field in a win over Boston College (2/24)
- Totaled eight rebounds, including three offensive boards, against North Carolina (2/13) ... grabbed two defensive rebounds and a steal on three straight North Carolina possessions in the first half to preserve a nearly three-minute scoreless drought by the Tar Heels
- Went 4-of-4 from the field to score 11 points in a win over Florida State (2/2) ... registered his fourth double-figure scoring effort in the last six games
- Drew his first career start at Miami (1/23), responding with 13 points on a career-high six field goals
- Pulled down a season-high 10 rebounds against Georgia Tech (1/17) for his first career double-digit rebounding performance ... also added six points, two steals and a block in 28 minutes of action
- Reached double-figure scoring against N.C. State (1/12), recording 10 points on 5-of-7 shooting from the field
- Scored eight points on 3-of-6 shooting in a win over Cornell (12/19)
- Totaled seven points, two rebounds, one assist and one block over nine minutes of action against Temple (12/8)
- Notched the first double-figure scoring game of his career with a 12-point performance against Delaware (12/1) ... also pulled down six rebounds, including three on the offensive end, in 21 minutes of action ... converted the first three-point play of his career
- Grabbed a key offensive rebound just before the end of the half in the Battle 4 Atlantis title game win over No. 2 Louisville (11/24) ... Seth Curry buried a three-point field goal at the buzzer following the offensive rebound by Jefferson
- Went 2-of-4 from the field to score four points in 13 minutes of action against Florida Gulf Coast (11/18) ... also pulled down two rebounds in addition to registering two blocks and two steals
- Came off the bench to tally five points, two rebounds, one assist and one steal in his Duke debut against Georgia State (11/9)



**PLAYERS**


**High School**

- Contributed eight points, three rebounds, two steals and an assist for the East Team in the 2012 McDonald's All-American game
- Named MVP of the black team at the 2012 Derby Classic in Louisville after recording 26 points in a 130-127 loss
- Named Gatorade Boys Basketball Player of the Year for Pennsylvania in back-to-back years as a junior and senior ... also a two-time Philadelphia Inquirer All-Southeastern Pennsylvania player of the year
- Finished his high school career with 1,569 points, 839 rebounds and 189 blocks ... led the Phoenix to a 98-14 record, four Pennsylvania Independent Schools Tournament titles and two Friends Schools League crowns
- A three-time First Team All-Friends League selection
- Led Friends Central to a 21-5 record as a senior and the program's fourth consecutive Pennsylvania Independent Schools Championship ... had 14 points and 10 rebounds in a 66-47 title game win over Westtown
- Averaged 19.9 points, 10.2 rebounds and 2.7 steals per game, while shooting 58.4 percent from the field in 2011-12
- Earned ESPN High School All-American honors as a senior
- Named a USA Today All-USA second team selection as a senior
- Scored 26 points and grabbed 18 rebounds in a 62-49 win over Kellam [Va.] in the 7 Cities Roundball Classic
- Had 24 points, 15 rebounds and four blocks in a 74-67 win over perennial state power Penn Wood to win the Kobe Bryant Classic
- Averaged 19 points per game while earning second team all-tournament honors at the 2011 City of Palms Classic
- Guided Friends Central to a 23-4 and No. 38 ranking in the FAB 50 as a junior ... helped the Phoenix to state and league titles
- Averaged 17.7 points, 9.7 rebounds and 1.9 blocks per game during the 2010-11 season ... earned state player of the year, all-state and all-league honors
- Recorded 23 points and 12 rebounds as Friends Central defeated Quality Education Academy (N.C.), ranked No. 19 in ESPN Rise rankings, at the Big Apple Basketball Invitational in New York City
- Played varsity as a freshman and sophomore, helping Friends Central to league titles both seasons ... named All-Friends League as a sophomore
- Helped Friends Central to a 24-2 record, including a 10-0 mark in league play in 2009-10

- Was named 2010 Pennsylvania Independent Schools Tournament MVP after guiding Friends Central to a 72-52 win over Germantown Academy in the title game ... led the team with a game-high 31 points and 10 rebounds in the championship game
- Scored 23 points in 20 minutes of action in the 2011 Boost Mobile Elite 24 game in Venice Beach, Calif.
- Led the 2011 NBPA Top 100 Camp in scoring at 20.8 points per game
- Scored 25 points and grabbed 10 rebounds to help USA 2012 Blue rally for a 114-107 over USA 2013 Red in the title game of 2011 adidas Nations ... averaged 19.4 points and 7.0 rebounds per game in five games at the event, which was played in Los Angeles
- Ranked as the No. 21 recruit and No. 3 power forward by Scout.com, the No. 25 recruit and No. 4 power forward by ESPN.com and the No. 36 recruit and No. 7 power forward by Rivals.com
- Ranked 21st by the Recruiting Services Consensus Index

**Personal**

- Pronounced a-meel
- Born Amile O. Jefferson in Philadelphia, Pa. on May 7, 1993
- Son of Malcolm Musgrove and Quetta Jefferson
- Has a brother, Malcolm, and four sisters, Amoni, Amesa, Amea and Milan
- Father, Malcolm, played basketball at Delaware State from 1992-94
- Played AAU with Philly's Finest
- Hobbies include bowling and listening to music
- Favorite athletes are Kevin Durant and Allen Iverson



**Career Highs**

Points	19 vs. Louisville, 1/17/15
Rebounds	15 vs. Virginia, 1/13/14
Assists	5 vs. Syracuse, 2/1/14
Steals	3, 2x, last vs. Pittsburgh, 1/19/15
Blocks	6 vs. North Carolina, 2/18/15
FG Made	8 vs. Furman, 11/26/14
FT Made	7 vs. Louisville, 1/17/15
Minutes	34, 2x, last vs. Clemson, 3/14/14

Miscellaneous	2014-15	Career
Double-figure points	10	23
Double-figure rebounds	5	14
Double-doubles	3	5
5 or more rebounds	25	58
3 or more steals	1	2
2 or more blocks	4	10
Dunks	10	22
Three-point plays	4	22

**Career Statistics**

SEASON	GP-GS	MP	FG-FGA	PCT.	3PT-A	PCT.	FT-FTA	PCT.	REB.	AVG.	PF-DQ	AS	TO	BS	ST	TP	AVG.
2012-13	32-7	405	51-94	.543	0-0	.000	25-41	.610	92	2.9	53-2	7	12	16	12	127	4.0
2013-14	35-26	796	94-146	.644	0-0	.000	40-81	.494	240	6.9	93-1	36	23	20	23	228	6.5
2014-15	39-26	831	94-149	.631	0-0	.000	51-92	.554	226	5.8	76-0	33	41	26	22	239	6.1
<b>Total</b>	<b>106-59</b>	<b>2032</b>	<b>239-389</b>	<b>.614</b>	<b>0-0</b>	<b>.000</b>	<b>116-214</b>	<b>.542</b>	<b>558</b>	<b>5.3</b>	<b>222-3</b>	<b>76</b>	<b>76</b>	<b>62</b>	<b>57</b>	<b>594</b>	<b>5.6</b>

**Career ACC Regular Season Statistics**

SEASON	GP-GS	MP	FG-FGA	PCT.	3PT-A	PCT.	FT-FTA	PCT.	REB.	AVG.	PF-DQ	AS	TO	BS	ST	TP	AVG.
2012-13	18-18	275	35-64	.547	0-0	.000	17-26	.654	68	4.0	39-2	4	4	11	8	87	5.1
2013-14	18-16	460	48-74	.649	0-0	.000	24-41	.585	130	7.2	49-1	21	13	12	13	120	6.7
2014-15	18-13	387	39-64	.609	0-0	.000	24-45	.533	91	5.1	32-0	11	22	15	10	102	5.7
<b>Total</b>	<b>54-47</b>	<b>1122</b>	<b>122-202</b>	<b>.604</b>	<b>0-0</b>	<b>.000</b>	<b>65-112</b>	<b>.580</b>	<b>289</b>	<b>5.4</b>	<b>120-3</b>	<b>47</b>	<b>39</b>	<b>38</b>	<b>31</b>	<b>309</b>	<b>5.7</b>

**Career NCAA Tournament Statistics**

SEASON	GP-GS	MP	FG-FGA	PCT.	3PT-A	PCT.	FT-FTA	PCT.	REB.	AVG.	PF-DQ	AS	TO	BS	ST	TP	AVG.
2012-13	3-0	20	1-1	1.000	0-0	.000	0-0	.000	2	0.7	3-0	0	0	1	0	2	0.7
2013-14	1-1	27	1-4	.250	0-0	.000	0-0	.000	11	11.0	3-0	2	2	1	1	2	2.0
2014-15	6-0	110	7-11	.636	0-0	.000	3-5	.600	28	4.7	9-0	5	3	2	2	17	2.8
<b>Total</b>	<b>10-1</b>	<b>157</b>	<b>9-17</b>	<b>.529</b>	<b>0-0</b>	<b>.000</b>	<b>3-5</b>	<b>.600</b>	<b>41</b>	<b>4.1</b>	<b>15-0</b>	<b>7</b>	<b>5</b>	<b>4</b>	<b>3</b>	<b>21</b>	<b>2.1</b>

**Career ACC Tournament Statistics**

SEASON	GP-GS	MP	FG-FGA	PCT.	3PT-A	PCT.	FT-FTA	PCT.	REB.	AVG.	PF-DQ	AS	TO	BS	ST	TP	AVG.
2012-13	-	-	-	-	-	-	-	-	-	-	-	-	-	-	-	-	-
2013-14	3-3	95	11-16	.688	0-0	.000	1-2	.500	24	8.0	8-0	4	0	0	3	23	7.7
2014-15	2-0	32	1-1	1.000	0-0	.000	0-0	.000	7	3.5	2-0	0	1	1	1	2	1.0
<b>Total</b>	<b>5-3</b>	<b>127</b>	<b>12-17</b>	<b>.706</b>	<b>0-0</b>	<b>.000</b>	<b>1-2</b>	<b>.500</b>	<b>31</b>	<b>6.2</b>	<b>10-0</b>	<b>4</b>	<b>1</b>	<b>1</b>	<b>4</b>	<b>25</b>	<b>5.0</b>





# 13 Matt Jones

**G • 6-5 • 200 • JR-2L  
DeSoto, Texas (DeSoto)**

## Career

- One of Duke's three captains entering the 2015-16 season
- Earned a spot on Duke's starting rotation midway through sophomore season, serving as a starter in 14 contests ... averaged career highs in points per game (6.0), field goal percentage (.410), three-point field goal percentage (.376), free throw percentage (.714), rebounds per game (2.3), assists per game (1.0) and steals per game (0.9)
- Excellent spot-up shooter ... can consistently knock down long-range shots from the wing
- One of the nation's most relentless defenders who has quick hands and feet that allow him to disrupt an opponent's offense
- Ability to bypass defenders off the dribble and get to the rim


## 2014-15

- Named to NCAA South Regional All-Tournament Team
- Appeared in 39 games while making a career-high 14 starts ... served as starter in the final 13 games of the season ... averaged a career-best 6.0 points per game and 2.3 rebounds per game ... also posted career highs in assists per game (1.0), field goal percentage (.410), free throw percentage (.714) and steals per game (0.9)
- Scored double-figure points in seven games ... registered three contests with three or more assists ... also recorded eight games with two or more steals ... hit two or more three-pointers in 10 games
- Averaged 5.7 points and 2.2 rebounds during Duke's six-game run to the 2015 NCAA title
- Collected three rebounds while playing lock-down defense against No. 3 Wisconsin (4/6) in the national championship game
- Dropped 16 points on 6-of-10 shooting from the field, including 4-of-7 from beyond the arc, to go along with three steals, three rebounds and an assist against No. 7 Gonzaga (3/29) in the NCAA Elite Eight ... tied Justise Winslow for the team-high in points scored ... three steals and four made three-pointers each matched a career high
- Played 34 minutes against San Diego State (3/22), a career high
- Tied a career high by dishing four assists against Robert Morris (3/20) in an NCAA second-round contest ... added five points on 2-of-5 shooting in 29 minutes of action
- Had 11 points on 3-of-5 shooting from the field and 4-of-5 from the free throw line in an ACC Tournament quarterfinal contest against NC State (3/12)
- Filled the stat sheet by tying a career-high with 17 points, dishing two assists, delivering a block, pulling down four rebounds and recording a steal in a win over Wake Forest (3/4) ... shot 7-of-15 from the field in the victory to set a career high for made field goals
- Shot 3-of-5 from beyond the arc to score nine points versus Syracuse (2/28) ... registered three boards, a steal and an assist in the win
- Tied a career high with three steals against Virginia Tech (2/25) ... added seven points on 3-of-4 shooting from the field and two assists
- Recorded back-to-back five rebound games in victories against No. 15 North Carolina (2/18) and Clemson (2/21) ... also scored five points in each of the two contests
- Netted eight points and hit two three pointers against Syracuse (2/14) ... passed three assists and contributed two steals in 32 minutes of play
- Set a career high by scoring 17 points on 6-of-9 shooting against No. 10 Notre Dame (2/7) ... shot 3-of-5 from beyond the arc and a perfect 2-of-2 from the charity stripe
- Had a career-high and team-best four assists in meeting with No. 8 Notre Dame (1/28) ... brought down five rebounds and shot 1-of-4 from the field to score two points
- Hauled in a career-high six rebounds and scored four points on 2-of-6 shooting in matchup with St. John's (1/25)
- Dropped six points on 2-of-4 shooting in eight minutes of action against No. 6 Louisville (1/17)

- Made first start of the season at NC State (1/11), scoring five points on a made three and two free throws ... dished an assist and added a steal in the contest
- Secured a career-high four offensive rebounds in a win over Boston College (1/3) ... scored eight points while shooting 2-of-4 from beyond the arc in 27 minutes of action
- Posted back-to-back double-digit scoring games against Stanford (11/22) and Furman (11/26) ... connected on 4-of-7 field goal attempts against Stanford, scoring 10 points ... hit 4-of-5 attempts from beyond the arc against Furman for 13 points
- Shot a near-perfect 3-of-4 from the floor and hauled in five rebounds against Fairfield (11/15)
- Opened 2014-15 campaign by hitting both three-point field goal attempts against Presbyterian (11/14) ... scored eight points to go along with an assist and a rebound

## 2013-14

- Played in 32 contests with four starts ... averaged 1.8 points and 0.8 rebounds per game
- Drew starts in four consecutive games versus Virginia (1/13), NC State (1/18), Miami (1/22) and Florida State (1/25)
- Scored six points on 3-of-3 shooting and added one rebound in a road win over Boston College (2/8)
- Had five points and two rebounds at Miami (1/22)
- Went 2-of-3 from the field and finished with four points, two rebounds and a steal in 17 minutes of action against NC State (1/18)
- Made his first career start in a win over Virginia (1/13) ... scored four points on 4-of-6 shooting from the free throw line in a season-high 19 minutes
- Had three points and a steal in a win over Elon (12/31)
- Played 18 minutes in a win over No. 22 Michigan (12/3) ... recorded two points and three rebounds against the Wolverines
- Tallied a season-high 13 points to go along with three rebounds and a steal versus Alabama (11/27) ... went 3-of-5 from the field, including 2-of-3 from three-point range, and 5-of-7 from the foul line in the contest
- Had four points, three rebounds, one assist and a steal against UNC Asheville (11/18)
- Went 2-of-3 from the field for four points in a win over Florida Atlantic (11/15)




- Began the season with a five-point, three-steal effort against Davidson (11/8) ... went 3-of-4 from the free throw line in the win

**High School**

- Four-year letterwinner at DeSoto under head coach Chris Dyer
- Helped DeSoto to a 131-18 record over his high school career
- Scored four points and added one rebound, one assist and a steal in helping the West team to a 110-99 win at the 2013 McDonald's All-America game
- Finished second in the 2013 Powerade Jam Fest three-point contest
- Had 14 points with a pair of three-point field goals and 6-of-7 shooting from the free throw line in a 102-98 West victory at the 2013 Jordan Brand Classic
- Led his team to a 33-3 record, including a 14-1 mark in league play as a senior
- Averaged 17.5 points, 7.2 rebounds and 6.0 assists per game while earning all-state honors in 2013
- Named MVP of the HSOT Holiday Invitational after leading DeSoto to a 45-42 title-game victory over St. Joseph's [N.J.]
- Had 18 points in a 46-34 win over Hampton [Va.] in the semifinals of the HSOT Holiday Invitational
- Scored 17 points and four assists in a 57-50 win over Kinston in the opening round of the HSOT Holiday Invitational
- Scored 23 points and five rebounds in a win over Simeon Career Academy and former Duke teammate Jabari Parker in a nationally televised contest
- Averaged 18.5 points, 8.5 rebounds and 3.4 assists per game as a junior, while guiding DeSoto to a 33-6 record and an appearance in the Class 5A regional finals
- Earned second team MaxPreps All-America in 2012
- Scored 29 points to lead DeSoto to a 64-55 regional quarterfinal win over Richardson Berkner in 2012
- Named to the 2011 Whataburger Tournament Orange Bracket All-Tournament Team
- Scored 22 points to lead DeSoto to a 77-39 win over Coppell 77-39 in the opening round of the Whataburger Basketball Tournament
- Helped the team to a 34-4 record and a state tournament regional runner-up finish as a sophomore
- Member of varsity team as a freshman ... DeSoto finished the year 31-5 overall and reached the regional semifinals in the Texas state playoffs
- Ranked No. 25 in his class according to Scout.com ... tabbed No. 36 prospect in the class by Rivals.com and ESPN
- Rated No. 34 overall in the Recruiting Services Consensus Index

**Personal**

- Born Matthew Elliot Jones on Dec. 5, 1994
- Son of Mark and Arolynn Jones
- Has two older sisters, Alex and Jordan, and a younger brother, Mason
- Sister, Jordan, is a senior guard at Texas A&M ... the pair became the third brother-sister combination to earn McDonald's All-America recognition



**PLAYERS**

Career Highs			Career Statistics																	
			SEASON	GP-GS	MP	FG-FGA	PCT.	3PT-A	PCT.	FT-FTA	PCT.	REB.	AVG.	PF-DQ	AS	TO	BS	ST	TP	AVG.
Points	17, 2x, last vs. Wake Forest, 3/4/15		2013-14	32-4	235	15-51	.294	3-21	.143	23-41	.561	27	0.8	24-0	5	4	1	11	56	1.8
Rebounds	6 vs. St. John's, 1/25/15		2014-15	39-14	847	84-205	.410	41-109	.376	25-35	.714	91	2.3	66-0	39	29	3	37	234	6.0
Assists	4, 2x, last vs. Robert Morris, 3/20/15		<b>Total</b>	<b>71-18</b>	<b>1082</b>	<b>99-256</b>	<b>.387</b>	<b>44-130</b>	<b>.338</b>	<b>48-76</b>	<b>.632</b>	<b>118</b>	<b>1.7</b>	<b>90-0</b>	<b>44</b>	<b>33</b>	<b>4</b>	<b>48</b>	<b>290</b>	<b>4.1</b>
Steals	3, 3x, last vs. Gonzaga, 3/29/15		Career ACC Regular Season Statistics																	
Blocks	1, 4x, last vs. Wake Forest, 3/4/15		SEASON	GP-GS	MP	FG-FGA	PCT.	3PT-A	PCT.	FT-FTA	PCT.	REB.	AVG.	PF-DQ	AS	TO	BS	ST	TP	AVG.
FG Made	7 vs. Wake Forest, 3/4/15		2013-14	15-4	102	6-18	.333	1-6	.167	7-16	.438	15	1.0	15-0	1	1	1	3	20	1.3
3FG Made	4, 2x, last vs. Gonzaga, 3/29/15		2014-15	18-6	399	44-113	.389	23-63	.365	7-8	.875	53	2.9	30-0	22	13	3	16	118	6.6
FT Made	5 vs. Alabama, 11/27/13		<b>Total</b>	<b>33-10</b>	<b>501</b>	<b>50-131</b>	<b>.382</b>	<b>24-69</b>	<b>.348</b>	<b>14-24</b>	<b>.583</b>	<b>68</b>	<b>2.1</b>	<b>45-0</b>	<b>23</b>	<b>14</b>	<b>4</b>	<b>19</b>	<b>138</b>	<b>4.2</b>
Minutes	34 vs. San Diego State, 3/22/15		Career NCAA Tournament Statistics																	
Miscellaneous	2014-15	Career	SEASON	GP-GS	MP	FG-FGA	PCT.	3PT-A	PCT.	FT-FTA	PCT.	REB.	AVG.	PF-DQ	AS	TO	BS	ST	TP	AVG.
Double-figure points	7	8	2013-14	1-0	2	0-1	.000	0-0	.000	0-0	.000	0	0.0	1-0	0	0	0	0	0	0.0
3 or more assists	3	3	2014-15	6-0	163	13-31	.419	6-16	.375	2-4	.500	13	2.2	10-0	7	6	0	9	34	5.7
2 or more steals	9	11	<b>Total</b>	<b>7-0</b>	<b>165</b>	<b>13-32</b>	<b>.406</b>	<b>6-16</b>	<b>.375</b>	<b>2-4</b>	<b>.500</b>	<b>13</b>	<b>2.2</b>	<b>11-0</b>	<b>7</b>	<b>6</b>	<b>0</b>	<b>9</b>	<b>34</b>	<b>4.9</b>
2 or more 3pt FG	10	11	Career ACC Tournament Statistics																	
Charges drawn	3	3	SEASON	GP-GS	MP	FG-FGA	PCT.	3PT-A	PCT.	FT-FTA	PCT.	REB.	AVG.	PF-DQ	AS	TO	BS	ST	TP	AVG.
Dunks	-	1	2013-14	3-0	18	0-2	.000	0-1	.000	0-0	.000	1	0.3	0-0	1	0	0	0	0	0.0
Three-point plays	2	2	2014-15	2-2	56	4-9	.444	1-2	.500	1-2	.500	1	1.0	2-0	0	0	0	1	15	7.5
			<b>Total</b>	<b>5-2</b>	<b>74</b>	<b>4-11</b>	<b>.363</b>	<b>1-3</b>	<b>.333</b>	<b>1-2</b>	<b>.500</b>	<b>2</b>	<b>0.4</b>	<b>2-0</b>	<b>1</b>	<b>0</b>	<b>0</b>	<b>1</b>	<b>15</b>	<b>3.0</b>

2013-14

Table with 13 columns: Opponent, FG, 3FG, FT, O-D-R, PF, Pts, A, TO, B, S, MIN. Lists game results for the 2013-14 season.


\* Indicates Games Started
[ ] AP Ranking
^ ACC Tournament
~ NCAA Tournament

2014-15

Table with 13 columns: Opponent, FG, 3FG, FT, O-D-R, PF, Pts, A, TO, B, S, MIN. Lists game results for the 2014-15 season.

\* Indicates Games Started
[ ] AP Ranking
^ ACC Tournament
~ NCAA Tournament

PLAYERS







# 45 Nick Pagliuca

**G • 6-3 • 195 • JR-2L  
Weston, Mass. (Milton Academy)**

**Career**

- Has played an integral role on the team as a reliable practice player who can knock down shots from beyond the three-point line
- Continually improved his strength and mobility by working in both the weightroom and in practice
- Has excelled academically since arriving in Durham

**2014-15**

- Appeared in a career-high 11 games, averaging 0.3 points and 0.4 rebounds per game in 18 minutes of play
- Made first career Final Four appearance, playing in one minute of action against No. 23 Michigan State (4/4) in the national semifinals
- Pulled down an offensive rebound against Robert Morris (3/20) in a NCAA Second Round contest in two minutes of play
- Collected an offensive and defensive rebound to go along with an assist in the season opener against Presbyterian (11/14) ... played a career high five minutes
- Drained first career three-pointer against Fairfield (11/15) ... finished with three points on 1-of-3 shooting from beyond the arc ... added a defensive rebound in the victory

**2013-14**

- Played in three contests, averaging 0.3 points and 0.7 rebounds over five minutes of action
- Grabbed an offensive rebound against Boston College (2/8)
- Played one minute and had a rebound in a home win over NC State (1/18)
- Split a pair of free throws for his first career point in a win over Elon (12/31)

**High School**

- Four-year letterwinner for coach Lamar Reddicks at Milton Academy
- Led Milton Academy to a 20-5 record and a trip to the NEPSAC semifinals as a senior ... team won its first Independent School League championship
- Received All-ISL honors after averaging 20.3 points, 8.5 rebounds and 2.7 assists per game as a senior
- Earned honorable mention NEPSAC Class A all-conference honors in 2013 ... also named Boston Globe ISL All-Star
- Averaged 16.0 points, 7.0 rebounds and 3.0 assists per game as a junior
- Helped the team to a 16-9 record in 2012
- Received the team's sportsmanship award
- Hit a jump shot with seconds remaining in a 65-64 double-overtime win over Tabor
- Played varsity as a sophomore, averaging 8.0 points and 5.0 rebounds per game
- Averaged 8.0 points, 7.0 rebounds and 2.0 assists per game as a freshman at Milton Academy

**Personal**

- Pronounced PAG-lee-you-kah
- Born Nick Edward Pagliuca on June 15, 1994, in Newton, Mass.
- Son of Judy and Steve Pagliuca ... has an older brother, Joe, and an older sister, Stephanie
- Father, Steve, is managing director of Bain Capital and co-owner of the Boston Celtics ... graduated from Duke in 1977
- Brother, Joe, was a walk-on to the Duke basketball team from 2004-07 ... he was a three-time recipient of the Dr. Deryl Hart Award, given annually to the team's top scholar-athlete
- Sister, Stephanie, is a 2013 Duke graduate
- Brother, Jesse, is a junior on the basketball team at Amherst College
- Participated in student government and the engineering club at Milton Academy
- National Merit Scholarship recipient
- Hobbies include playing the piano and computer programming
- Favorite athlete is Jared Sullinger
- Led his AAU team, Middlesex Magic, to Hall of Fame Invitational title

PLAYERS

Blue Devil Brothers	
Joseph Brinn (Hertford, N.C.)	1910-11, two-year starter, returned to coach in 1913
Claude Brinn (Hertford, N.C.)	1911-13, three-year starter, 1913 team captain
Justin Caldbeck (Shelburne, Vt.)	walk-on, letterwinner in 1997 & 1999
Ryan Caldbeck (Shelburne, Vt.)	former student manager, letterwinner from 1999-2001
John Crowder (High Point, N.C.)	lettered in 1945, starting center on 1945 Sugar Bowl football team
Dick Crowder (High Point, N.C.)	three-time letterwinner, regular in the Duke lineup from 1950-52
Patrick Davidson (Melbourne, Ark.)	letterwinner from 2004-05
Jordan Davidson (Melbourne, Ark.)	lettered from 2006-10
Bob Gantt (Durham, N.C.)	lettered from 1942-44, excelled in basketball & football, member of Duke Sports Hall of Fame
Sammy Gantt (Durham, N.C.)	reserve on the basketball team, did not letter
Horace Hendrickson (Beaver Falls, Pa.)	starred at quarterback in football; 1934 letterwinner as a senior reserve in basketball
Evan Hendrickson (Beaver Falls, Pa.)	reserve letterman for the 1938 team, Duke's first conference champion
Ryan Kelly (Raleigh, N.C.)	949 points and 465 rebounds in 126 career games; 12.9 ppg. and 5.3 rpg. as a senior in 2013
Sean Kelly (Raleigh, N.C.)	joined the team as a walk-on prior to the 2014-15 season; former student manager
Cedric Loftis (Durham, N.C.)	lettered in 1942-43 before joining war efforts, recognized as one of the top offensive guards in the Southern Conference in 1943
Garland Loftis (Durham, N.C.)	lettered in 1942-43 and in 1947 after returning from the war
<b>Nick Pagliuca (Weston, Mass.)</b>	<b>walk-on; played in a career-high 11 games last year as a sophomore</b>
Joe Pagliuca (Weston, Mass.)	walk-on that lettered from 2004-07; three-time Dr. Deryl Hart Award recipient (team's top scholar athlete)
<b>Marshall Plumlee (Warsaw, Ind.)</b>	<b>has played in 88 career games; averaged 2.2 points and 2.4 rebounds per game last season</b>
Mason Plumlee (Warsaw, Ind.)	Drafted in the first round of the 2013 NBA Draft; consensus second team All-America in 2013
Miles Plumlee (Warsaw, Ind.)	Drafted in the first round of the 2012 NBA Draft; 650 points and 654 rebounds in 135 career games
Herb Thompson (Washington, D.C.)	battled injuries throughout his career, lettered from 1932-34, Southern Conference All-Tournament team selection in 1933 and 1934
Jim Thompson (Washington, D.C.)	led Duke in scoring from 1932-34, Southern Conference All-Tournament team selection as a junior and senior
Charles Weaver (Winston-Salem, N.C.)	lettered from 1926-28
Phil Weaver (Winston-Salem, N.C.)	starred from 1932-34 and captained the baseball and basketball teams in 1934
current team members in <b>bold</b>	





# 3 Grayson Allen

**G • 6-5 • 205 • SO-1L**  
**Jacksonville, Fla. (Providence School)**

**Career**

- An energetic, physical player who showed an ability to create energy as a spark off the bench for the Blue Devils, especially in crucial games late in the season
- Aggressive off the dribble ... not afraid of contact while driving to the basket
- Has an impressive vertical leap that allows him to finish around the rim in traffic
- Reliable free throw shooter ... showcased an ability to knock down critical free throws in the waning seconds of important contests
- Solid ball-handler who can run offensive sets for the Blue Devils
- Poised to have an outstanding sophomore season

**2014-15**

- NCAA Final Four All-Tournament Team selection
- Named to the All-ACC Academic Team
- Played in 35 games ... averaged 4.4 points per game and 1.0 rebounds per game in rookie season
- Led Duke in scoring once and netted double-figure points in five games ... owns one career 20-point game
- Registered two or more steals in a game twice and three or more three-pointers in a game once
- Scored 25 points on 7-of-14 shooting from the field and 10-of-11 from the line in the 2015 Final Four games
- Served as a huge catalyst for Duke's offense off the bench in the national championship game against No. 3 Wisconsin (4/6), scoring 16 points on 5-of-8 shooting ... hit 1-of-2 three-point field goals and all five free throw attempts
- Brought down a career-high five rebounds in a NCAA Final Four matchup with No. 23 Michigan State (4/4) ... connected on 5-of-6 attempts at the charity stripe en route to nine points
- Knocked down both shot attempts against San Diego State (3/22), including a three-point field goal, in the NCAA third round game
- Shot 5-of-10 from the field and dished a career-high three assists in an ACC quarterfinal win against NC State (3/12) ... also had a career-best two blocks in the victory
- Set a career high by scoring 27 points on 9-of-11 shooting versus Wake Forest (3/4) ... tied for the fourth-best three-point shooting percentage in a game by a freshman after connecting on 4-of-5 attempts ... also converted 5-of-6 free throw attempts
- Connected on 3-of-5 attempts from the field and 3-of-3 free throw attempts to score 10 points against Clemson (2/21) ... added two rebounds and an assist in the win
- Hit only three-point attempt and converted two free throws to score five points against Syracuse (2/14) ... also dished two assists and tallied a steal
- Scored five points on 1-of-3 shooting from the field and 2-of-2 from the free throw line in a win over No. 10 Notre Dame (2/7) ... also contributed two rebounds and an assist in 16 minutes of action
- Opened college career by scoring 18 points on 5-of-7 shooting from the field and 6-of-7 from the charity stripe against Presbyterian (11/14) ... set a career high with three steals and added three assists in the contest

**High School**

- Three-year letterwinner at Providence School under head coach Jim Martin ... led the team to a 90-10 record with one state title and two state semifinal appearances
- 2014 Powerade Jam Fest slam dunk champion ... jumped over Duke teammate Jahliil Okafor to clinch the title, becoming the third Blue Devil recruit to claim the dunk contest crown, joining Ricky Price (1994) and Gerald Henderson (2006)
- Also won the American Family Insurance High School Slam Dunk Contest in Dallas and Beach Ball Classic Slam Dunk title

- Recorded four points, one rebound, one assist, one block and two steals in 17 minutes of action at the McDonald's All-American game
- Completed in the 2014 Jordan Brand Classic ... scored seven points to go along with four rebounds and an assist
- Named fifth team All-America by MaxPreps in 2014
- Named Florida Times-Union All-First Coast Player of the Year
- Averaged 22.8 points, 6.7 rebounds, 4.2 assists and 1.7 steals per game as a senior ... led the team to a 28-5 record and the FHSAA 3A state semifinals
- Scored school single-game record 34 points in a 93-74 win over Arlington Country Day
- Opened the City of Palms Classic with 31 points in a win over St. John Bosco ... went 17-of-20 from the foul line in the 75-70 win ... also had 20 points in a hard fought win over Neumann-Goretti on the second day of the event
- Led Providence to a team title at the Beach Ball Classic ... finished with 26 points, nine rebounds and four assists in the title game against Northland (Ohio)
- Tallied 22 points on 9-of-14 shooting to go along with seven rebounds, three assists and two blocks in a semifinal win over Bishop Loughlin (N.Y.) at the Beach Ball Classic
- Scored 30 points and added seven rebounds in a win over Cincinnati Moeller
- Averaged 19.6 points, 4.8 rebounds, 4.1 assists and 1.4 steals per game during his junior campaign ... led Providence to a 35-1 record and the Florida 3A state championship
- Finalist for the 2013 Florida Dairy Farmers Mr. Basketball honors
- Recorded 27 points in the state semifinal and 31 in the championship game ... shot 15-of-29 (.517) from the field, including 7-of-13 (.538) from three-point range, in those two contests
- Went 8-of-14 from the field, including 4-of-6 from three-point range, in the state title game win over Coral Springs Christian
- Scored 12.7 points per game as a sophomore ... also averaged 3.2 rebounds and 4.3 assists per game
- Helped Providence to a 27-4 record and a state semifinal appearance in his first season on the varsity team
- Ranked inside the top 40 among his class by ESPN, Rivals, Scout and 247Sports
- Rated No. 34 by the Recruiting Services Consensus Index

**Personal**


- Born Grayson James Allen on Oct. 8, 1995 in Jacksonville, Fla.
- Son of Sherry and William Allen
- Father, William, is a government contractor
- Mother, Sherry, is a human resource manager
- Graduated Cum Laude from Providence School ... posted a 4.2 cumulative GPA
- Also graduated with an AP diploma ... received the Libby Potts Athletic Scholar Award
- Named a First Coast All-Star Scholar-Athlete in 2014
- Vice President of the Providence School student government
- Member of the Fellowship of Christian Athletes ... also volunteered with Best Buddies
- Hobbies include playing soccer and Xbox
- Favorite athlete is LeBron James
- Helped EIT1 to the 2013 Nike EYBL title ... came off the bench to average 18.3 points per game while shooting 68 percent from the field, including 73 percent from three-point range ... scored 15 points in the semifinals and 16 points in the championship game
- Led his team to a silver medal finish at the 2013 Nike Global Challenge ... averaged 16.0 points per game while shooting 59.0 percent from the field, 55.0 percent from three-point range and 87.5 percent from the foul line

PLAYERS

2014-15

Opponent	FG	3FG	FT	O-D-R	PF	Pts	A	TO	B	S	MIN
Presbyterian	5-7	2-3	6-7	0-1-1	1	18	3	1	1	3	18
Fairfield	3-5	1-3	2-2	0-1-1	5	9	1	1	0	2	13
vs. [19] Michigan St.	0-1	0-0	0-0	0-1-1	0	0	0	0	0	0	1
vs. Temple	1-1	1-1	3-4	0-0-0	0	6	0	0	0	0	6
vs. Stanford				-DNP-							
Furman	2-7	1-5	0-0	2-1-3	3	5	1	1	1	0	13
Army	0-2	0-2	0-0	0-1-1	1	0	1	0	0	0	10
at [2] Wisconsin				-DNP-							
Elon	0-0	0-0	0-0	0-1-1	0	0	0	1	0	1	8
vs. Connecticut	0-0	0-0	0-0	0-0-0	0	0	0	0	0	0	2
Toledo	0-1	0-0	0-0	0-0-0	1	0	0	1	0	0	3
Wofford	1-1	1-1	0-0	0-0-0	0	3	0	0	0	0	4
Boston College	0-3	0-2	0-0	0-0-0	1	0	0	0	0	0	6
at Wake Forest	0-0	0-0	0-0	0-0-0	0	0	0	1	0	0	1
at NC State	0-0	0-0	0-0	0-0-0	0	0	0	0	0	0	2
Miami	1-2	0-1	2-2	1-0-1	0	4	0	1	0	0	8
at [6] Louisville				-DNP-							
Pittsburgh	0-0	0-0	0-0	0-0-0	0	0	0	0	0	0	0+
at St. John's	0-1	0-0	0-0	0-0-0	0	0	0	1	0	1	3
at [8] Notre Dame				-DNP-							
at [2] Virginia	0-1	0-1	1-2	0-0-0	2	1	0	1	0	0	11
Georgia Tech	0-1	0-1	0-0	1-0-1	0	0	0	0	0	0	3
[10] Notre Dame	1-3	1-2	2-2	0-2-2	0	5	1	0	1	0	16
at Florida State	1-4	0-1	0-0	0-0-0	1	2	0	0	0	0	11
at Syracuse	1-2	1-1	2-2	0-1-1	1	5	2	0	0	1	8
[15] North Carolina	0-2	0-0	2-2	0-0-0	0	2	0	0	0	0	4
Clemson	3-5	1-3	3-3	0-2-2	3	10	1	1	0	0	18
at Virginia Tech	1-2	1-2	1-2	0-0-0	1	4	0	0	0	0	7
Syracuse	0-1	0-1	0-0	1-1-2	1	0	1	1	0	0	8
Wake Forest	9-11	4-5	5-6	2-2-4	3	27	0	0	0	0	24
at [19] North Carolina	1-6	1-4	4-4	0-2-2	1	7	0	0	0	0	11
^ vs. ^NC State	5-10	1-4	0-0	1-2-3	5	11	3	1	2	0	21
^ vs. [11] ^Notre Dame	0-3	0-2	0-0	0-1-1	4	0	0	2	0	1	11
~ vs. ^Robert Morris	0-3	0-2	1-2	0-0-0	1	1	0	0	0	0	12
~ vs. ^San Diego State	2-2	1-1	0-0	0-1-1	4	5	0	0	0	0	9
~ vs. [19] ^Utah	1-4	0-0	1-2	0-0-0	0	3	0	0	0	0	9
~ vs. [7] ^Gonzaga	0-1	0-0	0-0	0-0-0	0	0	0	0	0	0	3
~ vs. [23] ^Michigan State	2-6	0-2	5-6	1-4-5	3	9	0	1	0	0	17
~ vs. [3] ^Wisconsin	5-8	1-2	5-5	0-2-2	0	16	0	0	0	1	21

\* Indicates Games Started  
 [ ] AP Ranking  
 ^ ACC Tournament  
 ~ NCAA Tournament



Career Highs

Points	27, vs. Wake Forest, 3/4/15
Rebounds	5, vs. Michigan State, 4/4/15
Assists	3, 2x, last vs. NC State, 3/12/15
Steals	3, vs. Presbyterian, 11/14/14
Blocks	2, vs. NC State, 3/12/15
FG Made	9, vs. Wake Forest, 3/4/15
3FG Made	4, vs. Wake Forest, 3/4/15
FT Made	6, vs. Presbyterian, 11/14/14
Minutes	24, vs. Wake Forest, 3/4/15

Career Statistics

SEASON	GP-GS	MP	FG-FGA	PCT.	3PT-A	PCT.	FT-FTA	PCT.	REB.	AVG.	PF-DQ	AS	TO	BS	ST	TP	AVG.
2014-15	35-0	322	45-106	.425	18-52	.346	45-53	.849	35	1.0	42-2	14	15	5	10	153	4.4
<b>Total</b>	<b>35-0</b>	<b>322</b>	<b>45-106</b>	<b>.425</b>	<b>18-52</b>	<b>.346</b>	<b>45-53</b>	<b>.849</b>	<b>35</b>	<b>1.0</b>	<b>42-2</b>	<b>14</b>	<b>15</b>	<b>5</b>	<b>10</b>	<b>153</b>	<b>4.4</b>

Career ACC Regular Season Statistics


SEASON	GP-GS	MP	FG-FGA	PCT.	3PT-A	PCT.	FT-FTA	PCT.	REB.	AVG.	PF-DQ	AS	TO	BS	ST	TP	AVG.
2014-15	16-0	138	18-43	.419	9-24	.375	22-25	.880	15	0.9	14-0	5	5	1	1	67	4.2
<b>Total</b>	<b>16-0</b>	<b>138</b>	<b>18-43</b>	<b>.419</b>	<b>9-24</b>	<b>.375</b>	<b>22-25</b>	<b>.880</b>	<b>15</b>	<b>0.9</b>	<b>14-0</b>	<b>5</b>	<b>5</b>	<b>1</b>	<b>1</b>	<b>67</b>	<b>4.2</b>

Career NCAA Tournament Statistics

SEASON	GP-GS	MP	FG-FGA	PCT.	3PT-A	PCT.	FT-FTA	PCT.	REB.	AVG.	PF-DQ	AS	TO	BS	ST	TP	AVG.
2014-15	6-0	71	10-24	.417	2-7	.286	12-15	.800	8	1.3	8-0	0	1	0	1	34	5.7
<b>Total</b>	<b>6-0</b>	<b>71</b>	<b>10-24</b>	<b>.417</b>	<b>2-7</b>	<b>.286</b>	<b>12-15</b>	<b>.800</b>	<b>8</b>	<b>1.3</b>	<b>8-0</b>	<b>0</b>	<b>1</b>	<b>0</b>	<b>1</b>	<b>34</b>	<b>5.7</b>

Career ACC Tournament Statistics

SEASON	GP-GS	MP	FG-FGA	PCT.	3PT-A	PCT.	FT-FTA	PCT.	REB.	AVG.	PF-DQ	AS	TO	BS	ST	TP	AVG.
2014-15	2-0	32	5-13	.385	1-6	.167	0-0	.000	4	2.0	9-1	3	1	2	0	11	11.0
<b>Total</b>	<b>2-0</b>	<b>32</b>	<b>5-13</b>	<b>.385</b>	<b>1-6</b>	<b>.167</b>	<b>0-0</b>	<b>.000</b>	<b>4</b>	<b>2.0</b>	<b>9-1</b>	<b>3</b>	<b>3</b>	<b>2</b>	<b>0</b>	<b>11</b>	<b>5.5</b>



# 34 Sean Obi

**F • 6-9 • 265 • SO-TR**  
**Kaduna, Nigeria (Greens Farms Academy)**

**Career**

- Transferred to Duke after playing his freshman season at Rice
- Became the fifth player to transfer to Duke under Mike Krzyzewski, joining Roshown McLeod (1995 - St. John's), Dahntay Jones (2000 - Rutgers), Seth Curry (2009 - Liberty) and Rodney Hood (2012 - Mississippi State)
- A wide-bodied interior presence who used last season to improve his conditioning, strength and agility
- Has good hands and solid footwork in the post ... continues to improve as a scoring threat on the block
- Shows excellent rebounding instincts and the ability to rebound outside of his zone on both ends of the court

**2014-15**

- Sat out the 2014-15 season due to NCAA transfer rules

**2013-14 (at Rice)**

- A Conference USA All-Freshman Team Selection
- Member of 2014 C-USA Commissioner's Honor Roll
- Averaged 11.4 points and 9.3 rebounds per game while playing in all 30 games with 29 starts (the exception being Senior Day) ... led Rice in points scored (342) and rebounds (279)
- Led C-USA in rebounding and ranked fourth in field goal percentage (.591) ... ranked 30th nationally and second among freshmen in rebounding
- Named Conference USA Freshman of the Week on Nov. 25 after averaging 12.5 points and 10.0 rebounds
- Set Rice's freshman record with 279 rebounds ... .591 field goal percentage also tied the Rice freshman record
- Recorded 11 double-doubles, tied for ninth in Rice's single-season record book
- Led the Owls in rebounding in 26 games and in scoring 13 times
- Recorded 12 points and nine rebounds against North Texas (3/11) in the C-USA Championship
- Scored 14 points and grabbed 12 rebounds against East Carolina (2/22) ... went 7-of-8 from the field versus the Pirates
- Notched a double-double with 11 points and 10 rebounds at Old Dominion (2/20)
- Collected a double-double in the win over North Texas (2/6) with 18 points and 13 boards ... was 8-of-10 from the field
- Hauled in 13 rebounds at UTEP (2/1) to accompany five points on 2-of-3 shooting with two blocks
- Racked up 19 points and 10 boards at UTSA (1/30)
- Posted 22 points on 11-of-13 shooting with 17 rebounds against Marshall (1/23) ... added two blocks in 31 minutes of action
- Led Rice with 12 points and 12 boards at Tulane (1/18)
- Posted 14 points and 10 rebounds against Florida Atlantic (1/11)
- Scored seven points on 3-of-6 shooting against FIU (1/9) and added a team-high eight rebounds
- Racked up a double-double with 10 points and 12 rebounds at Texas (12/30)
- Established career highs in points (25) and rebounds (19) in a triple-overtime win over South Alabama (12/7) ... went 9-of-16 from the field and 7-of-11 from the foul line in 41 minutes of action
- Connected on 8-of-9 field goals for 17 points and added nine rebounds in a win at Santa Clara (11/30)
- Tallied his first double-double of the season with 16 points on 7-of-9 shooting and 11 rebounds in the win at Texas A&M-Corpus Christi (11/20)
- Pulled in nine rebounds at Texas A&M (11/15) ... shot 4-of-5 from the field for eight points
- Started in his Rice debut against St. Thomas (11/9) and led the team with eight rebounds ... shot 3-of-4 from the field and 2-of-3 at the foul line for eight points

**High School**

- Wrapped up his senior season with a 26-2 record after winning the NEPSAC Class C Tournament with a 55-50 win against Pingree
- Posted team-leading averages of 17.0 points and 12.0 rebounds per game ... added 3.1 assists and 2.7 blocked shots per game
- Scored 24 points and grabbed 12 rebounds in the FAA Championship
- Tallied 1,299 points and 1,090 rebounds in under three full seasons at Greens Farms Academy ... also recorded 56 career double-doubles
- As a junior, averaged 18.2 points and 20.0 rebounds per game with double-doubles in all 23 games on the season ... led the team to an 18-5 mark
- Ranked as the No. 2 player in his class in Connecticut by ESPN.com
- Played for the AAU Connecticut Basketball Club alongside current Detroit Piston Andre Drummond
- Earned Head of School honors two times

**Personal**

- Pronounced o-BEE
- Born Sean Obi on Jan. 16, 1995 in Kaduana, Nigeria
- Guardians are Bobbi and Steve Eggers of Greenwich, Conn.
- Has two brothers, including former Rice teammate Hunter Eggers ... also has two sisters
- Fed homeless families in New York through the Midnight Run volunteer organization
- Moved to the United States prior to his sophomore year in high school ... has played just four years of organized basketball

PLAYERS



2013-14 (at Rice)

Opponent	FG	3FG	FT	O-D-R	PF	Pts	A	TO	B	S	MIN
St. Thomas	3-4	0-0	2-3	3-5-8	2	8	1	4	2	0	22*
Southeastern La.	5-6	0-0	1-4	2-4-6	4	11	2	3	0	0	20*
at Texas A&M	4-5	0-0	0-0	1-8-9	4	8	1	0	0	1	24*
at A&M-Corpus Christi	7-9	0-0	2-5	5-6-11	1	16	1	2	0	1	32*
Princeton	3-7	0-0	3-5	4-5-9	2	9	0	3	2	0	20*
vs Rider	3-5	0-0	0-0	0-6-6	3	6	2	1	0	0	20*
at Santa Clara	8-9	0-0	1-3	2-7-9	4	17	1	3	1	0	23*
at Houston Baptist	4-9	0-0	5-7	1-5-6	3	13	0	0	1	1	23*
South Alabama	9-16	0-0	7-11	5-14-19	5	25	2	1	0	1	41*
Northwood	2-3	0-0	7-10	3-8-11	2	11	0	2	1	2	26*
vs Houston	3-9	0-0	3-4	5-2-7	5	9	0	3	1	0	19*
at Texas	3-8	0-0	4-5	5-7-12	2	10	1	0	0	1	23*
Harvard	2-7	0-0	2-3	4-4-8	3	6	2	3	0	1	25*
FIU	3-6	0-0	1-3	2-6-8	0	7	0	1	1	0	23*
Florida Atlantic	7-11	0-0	0-0	1-9-10	3	14	1	4	0	1	23*
at Southern Miss	4-7	0-0	1-2	1-4-5	2	9	1	0	2	0	26*
at Tulane	3-4	0-0	6-8	4-8-12	3	12	0	4	1	1	22*
Marshall	11-13	0-0	0-3	5-12-17	3	22	2	1	2	0	31*
Charlotte	4-9	0-0	0-3	3-4-7	5	8	1	2	0	1	29*
at UTSA	9-15	0-0	1-2	1-9-10	5	19	1	0	0	0	30*
at UTEP	2-3	0-0	1-3	2-11-13	2	5	0	1	2	1	35*
North Texas	8-10	0-0	2-2	1-12-13	2	18	0	3	1	0	32*
Tulsa	3-7	0-0	3-6	3-9-12	4	9	0	1	0	0	30*
at Louisiana Tech	2-6	0-0	2-4	2-2-4	1	6	0	2	1	0	27*
at Old Dominion	5-12	0-0	1-4	1-9-10	4	11	1	4	2	1	34*
at East Carolina	7-8	0-0	0-0	3-9-12	4	14	1	2	0	0	31*
UAB	5-7	0-0	2-2	2-5-7	4	12	0	2	1	0	21*
at Middle Tennessee	1-3	0-0	1-4	0-4-4	4	3	1	4	1	1	21*
Louisiana Tech	6-10	0-0	0-4	1-4-5	1	12	2	1	0	0	25
% vs North Texas	4-9	0-0	4-4	2-7-9	4	12	0	2	0	1	33*

\* Indicates Games Started  
% C-USA Tournament

PLAYERS

Career Highs (at Rice)		Career Statistics																		
Points	25 vs. South Alabama, 12/7/13	SEASON	GP-GS	MP	FG-FGA	PCT.	3PT-A	PCT.	FT-FTA	PCT.	REB.	AVG.	PF-DQ	AS	TO	BS	ST	TP	AVG.	
Rebounds	19 vs. South Alabama, 12/7/13	2013-14	30-29	791	140-237	.591	0-0	.000	62-114	.544	279	9.3	91-4	24	59	22	15	342	11.4	
Assists	2, 6x, most recent vs. La. Tech, 2/15/14	TOTAL	30-29	791	140-237	.591	0-0	.000	62-114	.544	279	9.3	91-4	24	59	22	15	342	11.4	
Steals	2 vs. Northwood, 12/19/13	Career C-USA Regular Season Statistics																		
Blocks	2, 6x, most recent vs. Old Dominion, 2/20/14	SEASON	GP-GS	MP	FG-FGA	PCT.	3PT-A	PCT.	FT-FTA	PCT.	REB.	AVG.	PF-DQ	AS	TO	BS	ST	TP	AVG.	
FG Made	11 vs. Marshall, 1/23/14	2013-14	16-15	440	80-131	.611	0-0	.000	21-50	.420	149	9.3	47-2	11	32	14	6	181	11.3	
FT Made	7, 2x, most recent vs. Northwood, 12/19/13	TOTAL	16-15	440	80-131	.611	0-0	.000	21-50	.420	149	9.3	47-2	11	32	14	6	181	11.3	
Minutes	41 vs. South Alabama, 12/7/13	Career C-USA Tournament Statistics																		
Miscellaneous (at Rice)		2013-14	SEASON	GP-GS	MP	FG-FGA	PCT.	3PT-A	PCT.	FT-FTA	PCT.	REB.	AVG.	PF-DQ	AS	TO	BS	ST	TP	AVG.
Double-figure points	17	2013-14	1-1	33	4-9	.444	0-0	.000	4-4	1.000	9	9.0	4-0	0	2	0	1	12	12.0	
20-pt games	2	TOTAL	1-1	33	4-9	.444	0-0	.000	4-4	1.000	9	9.0	4-0	0	2	0	1	12	12.0	
Double-figure rebounds	13	* Played 2013-14 season at Rice																		
Double-doubles	11																			
2 or more steals	1																			
2 or more blocks	6																			



# 53 Brennan Besser

**G • 6-5 • 180 • FR-HS**  
**Chicago, Ill. (Latin School)**

**High School**


- Three-year letterwinner at Latin School of Chicago for head coach Dave VanderMeulen
- Led the Latin School to a 13-11 mark as a senior ... averaged 14.6 points and 7.1 rebounds per contest
- Contributed a season-high 19 points five times throughout the year, including in the season-opener against Muchin College Prep
- Shot an efficient 64.0 percent from the field en route to a 17-point performance in a Latin School win against Lisle
- Concluded high school career by recording a double-double against Parker ... scored a team-high 15 points to go along with 10 rebounds and two steals
- Dropped 19 points and nine rebounds in the first of two meetings of the season against rival North Shore Country Day
- Scored 19 points and hauled in five rebounds in the final game of the 2014 ICCP/Westmont Holiday Tournament versus Elmwood Park
- Posted a double-double after netting 19 points and collecting 10 rebounds against IC Catholic Prep during the ICCP/Westmont Holiday Tournament ... also had a game-high five steals in the contest
- Opened the ICCP/Westmont Holiday Tournament by scoring 14 points and registering six rebounds against Evergreen Park
- Helped guide the Latin School to a 14-11 record as a junior ... averaged 6.8 points and 4.0 rebounds a game
- Set a career-high mark with 22 points against Westmont, adding four rebounds, three assists and two steals in the process
- Notched a team-high three steals to go along with two assists, two rebounds and four points against Parker in the final game of the 2013-14 season
- Scored six points and added three rebounds in a loss to Perspectives-IIT Match & Science/Joslin at the ICCP/Westmont Holiday Tournament
- Posted a double-double after notching double-digit points (16) and rebounds (13) against IC Catholic Prep during pool play of the ICCP/Westmont Holiday Tournament ... also had two blocks, three assists and a steal in the contest
- Collected five rebounds and dished an assist in an opening round win at the ICCP/Westmont Holiday Tournament

**Personal**

- Born Brennan Jacob Besser on April 22, 1997 in Chicago, Ill.
- Son of Charles and Rebecca Besser ... has four older sisters, Lauren, Rachel, Elena and Jacqueline
- Father, Charles, played golf at Marquette for four seasons
- Hobbies include music, volunteering and spending time with family
- Also competed in golf his freshman and sophomore years of high school
- Favorite athlete is Christian Laettner



PLAYERS



# 14 Brandon Ingram

**F • 6-9 • 190 • FR-HS  
Kinston, N.C. (Kinston)**

**High School**

- Four-year letterwinner at Kinston for head coach Perry Tyndall
- A 2015 McDonald's All-America selection ... scored 15 points on 6-of-11 shooting from the field and 3-of-4 shooting from the free throw line for the West ... also contributed two steals, an assist and a block
- Member of the *Parade* All-America team, joining Duke teammate Luke Kennard
- Named to the 2015 North Carolina Basketball Coaches Association All-District first team his senior year
- Joins Kinston teammate Darnell Duncan as the only two boys basketball players in North Carolina High School Athletic Association history to win four consecutive state championships
- Averaged 24.3 points, 10.4 rebounds, 3.6 assists, 3.0 blocks and 1.6 steals per contest as a senior in 2014-15 ... helped guide Kinston to a 26-4 record and its fourth straight state title
- Scored a season-high 43 points in season-opener against Eastern Wayne ... registered double-digit points in 29 of 30 games, including 24 games with 20 or more points
- Recorded 19 double-doubles during his senior year, including a five-game stretch with double-digit points and rebounds in the same contest
- Dished eight assists in three consecutive games, while averaging 21.7 points and 10.7 rebounds over the three-game span
- Blocked a season-high eight shots against Farmville Central
- Garnered MVP honors following the state championship after finishing with 28 points, 10 rebounds and five blocked shots against East Lincoln
- Scored a team-high 20 points on 8-of-12 shooting, while also bringing down a team-high seven rebounds, blocking six shots and dishing five assists in a semifinal round win over Fairmont
- Led Kinston in scoring with 14 points and collected 11 rebounds to record a double-double in a quarterfinal round victory over Farmville Central ... contributed on the defensive end with eight blocks
- Netted a game-high 26 points against Cummings during the North Carolina High School Athletic Association state tournament ... posted a game-high six blocks
- Posted a double-double with 30 points and 13 rebounds against Greene Central in the second game of the North Carolina High School Athletic Association state tournament ... connected on 11-of-13 free throw attempts
- Opened the North Carolina High School Athletic Association tournament by scoring 25 points and shooting 3-of-4 from beyond the arc against North Carolina School of Science and Math ... brought down 11 rebounds, including seven offensive boards, for a double-double
- As a junior, averaged 19.5 points, 9.1 rebounds, 2.5 blocks, 1.5 assists and 1.0 steals per contest in 2013-14 ... also led Kinston to a 26-4 record and a North Carolina 2A state title
- Recorded a double-double after dropping a team-high in points (28) and rebounds (16) in a win over North Rowan during the 2A state title game, earning Eastern Regional Most Valuable Player honors
- Shot a 8-of-10 from the field, and a flawless 8-of-8 from inside the arc, en route to a 20-point showing in a 2014 state semifinal win over Northside ... blocked seven Northside shot attempts
- Opened the 2014 North Carolina High School Athletic Association state tournament by scoring a team-high 21 points on 7-of-9 shooting from the field and 3-of-4 from beyond the three-point line
- Competed in 28 games as a sophomore in 2012-13, averaging 12.4 points, 3.9 rebounds, 1.5 assists and 1.3 steals ... guided Kinston to a 28-2 record and a state championship
- Tallied 12 points, four rebounds, four blocks and a steal in Kinston's come-from-behind victory over Cuthbertson in the 2013 2A state final
- Led Kinston to a quarterfinal win over Bunn in the 2013 North Carolina High School Athletic Association state tournament ... scored 17 points while shooting 7-of-9 from the floor ... registered two blocks
- Ranked No. 3 by ESPN and Scout.com and No. 4 by Rivals.com
- Rated as the No. 4 player in the 2015 class by the Recruiting Services Consensus Index

**USA Basketball**

- Member of the 2015 United States Junior National Select team ... contributed 12 points on 5-of-6 shooting from the field at the 2015 Nike Hoop Summit

**Personal**


- Born Brandon Xavier Ingram on Sept. 2, 1997 in Kinston, N.C.
- Son of Donald and Joann Ingram ... has an older brother, Donovan, and older sister, Brittany
- Brother, Donovan, played basketball at South Plains College (2008-10) and UT Arlington (2010-12)

**Duke Parade All-Americans**

1959	Art Heyman <sup>1</sup>	1997	Shane Battier <sup>1</sup> , Elton Brand <sup>1</sup> Chris Burgess <sup>1</sup> , William Avery <sup>4</sup>
1960	Jeff Mullins <sup>1</sup>	1998	Corey Maggette <sup>2</sup>
1961	Brent Kitching <sup>2</sup> , Hack Tison <sup>2</sup>	1999	Carlos Boozer <sup>1</sup> , Jason Williams <sup>1</sup> Casey Sanders <sup>2</sup> , Mike Dunleavy <sup>3</sup>
1964	Mike Lewis <sup>1</sup>	2000	Chris Duhon <sup>1</sup>
1965	Dave Golden <sup>3</sup> , Steve Vandenberg <sup>4</sup>	2001	Shavlik Randolph <sup>2</sup> , Shelden Williams <sup>4</sup>
1967	Dick DeVenzio <sup>1</sup>	2002	Shavlik Randolph <sup>1</sup> J.J. Redick <sup>2</sup> , Michael Thompson <sup>4</sup>
1968	Don Blackman <sup>5</sup>	2003	Luol Deng <sup>1</sup>
1972	Dave O'Connell <sup>3</sup>	2004	DeMarcus Nelson <sup>2</sup>
1975	Bob Bender <sup>2</sup>	2005	Josh McRoberts <sup>1</sup> , Greg Paulus <sup>2</sup> Jamal Boykin <sup>3</sup> , Eric Boateng <sup>4</sup>
1976	Gene Banks <sup>1</sup>	2006	Jon Scheyer <sup>2</sup> Gerald Henderson <sup>2</sup> , Kyle Singler <sup>2</sup> Lance Thomas <sup>2</sup> , Brian Zoubek <sup>4</sup>
1977	Gene Banks <sup>1</sup>	2007	Kyle Singler <sup>1</sup> Nolan Smith <sup>1</sup> , Taylor King <sup>2</sup>
1978	Vince Taylor <sup>2</sup>	2008	Elliot Williams <sup>2</sup>
1982	Johnny Dawkins <sup>3</sup> , Mark Alarie <sup>4</sup>	2009	Ryan Kelly <sup>1</sup> , Mason Plumlee <sup>3</sup>
1983	Tommy Amaker <sup>2</sup> , Martin Nessley <sup>2</sup>	2010	Kyrie Irving <sup>1</sup> Austin Rivers <sup>2</sup> , Josh Hairston <sup>3</sup>
1984	Danny Ferry <sup>2</sup> , Kevin Strickland <sup>3</sup>	2011	Austin Rivers <sup>1</sup>
1985	Danny Ferry <sup>1</sup>	2012	Rasheed Sulaimon
1986	Alaa Abdelnaby <sup>4</sup> , Phil Henderson <sup>4</sup>	2013	Semi Ojeleye, Jabari Parker
1987	Greg Koubek <sup>2</sup> , Christian Laettner <sup>3</sup>	2014	Jahlil Okafor, Justise Winslow
1988	Christian Laettner <sup>2</sup> Crawford Palmer <sup>3</sup> , Bobby Hurley <sup>4</sup>	2015	<b>Luke Kennard, Brandon Ingram</b>
1989	Bobby Hurley <sup>1</sup> , Bill McCaffrey <sup>4</sup>		
1990	Cherokee Parks <sup>1</sup> Grant Hill <sup>3</sup> , Antonio Lang <sup>3</sup>		
1991	Cherokee Parks <sup>1</sup> , Erik Meek <sup>2</sup>		
1992	Joey Beard <sup>3</sup>		
1993	Joey Beard <sup>2</sup> , Jeff Capel <sup>4</sup>		
1994	Trajan Langdon <sup>2</sup> , Ricky Price <sup>4</sup>		
1995	Taymon Domzalski <sup>2</sup> , Chris Carrawell <sup>4</sup>		
1996	Mike Chappell <sup>4</sup>		

\* Parade moved to one team in 2012





# 2 Chase Jeter

**F/C • 6-10 • 240 • FR-HS  
Las Vegas, Nevada (Bishop Gorman)**

### High School

- Three-year letterwinner at Bishop Gorman for head coach Grant Price
- A 2015 McDonald's All-America selection ... scored five points and added a team-high two blocks in the contest for the West Team in the McDonald's All-American game
- Earned the 2015 Nevada Gatorade Basketball Player of the Year award
- Averaged 16.2 points and 10.6 rebounds per contest as a senior to help lead Bishop Gorman to a 27-6 record and a fourth-straight Nevada Division I state title
- Shot 67.0 percent from the field in 2014-15
- Had 23 points, 13 rebounds and four blocks in the 2015 Nevada Division I state final victory against Palo Verde
- Recorded game-highs in points (18) and rebounds (12) to guide Bishop Gorman past Franklin in the Beach Ball Classic championship contest ... also dished four assists and posted a steal
- Registered 16 points on an efficient 7-of-8 shooting from the field against Socastee during the Beach Ball Classic opening contest ... added six rebounds, three assists, a block and a steal
- Posted a double-double after scoring 15 points and collecting a game-high 12 rebounds in 22 minutes of action against Shadow Mountain during the Beach Ball Classic
- Shot 5-of-6 from the the field and 3-of-5 from the free throw line to score 13 points in a victory over Sagemont at the Beach Ball Classic ... also recorded seven rebounds, two assists, two blocks and a steal
- Scored six points on 3-of-8 shooting from the floor to go along with four rebounds, two steals and an assist in a loss to Montverde at the 2015 Hoophall Classic
- Named 2015 Sunset League co-MVP honors
- As a junior, averaged 15.0 points, 11.0 rebounds, 2.0 assists and 3.0 blocks, helping lead Bishop Gorman to a 30-3 record
- Posted a 21-point, 20-rebound effort in a victory over Centennial during the 2013 state championship game
- Led all scorers with 14 points on 6-of-8 shooting from the field in a quarterfinal game of the Les Schwab Invitational against Jesuit
- Remained perfect from the field against Beaverton, shooting 6-of-6 from the floor en route to a 17-point effort in a Les Schwab Invitational contest
- Collected eight rebounds and added three points and a block in a victory over West Linn at the Les Schwab Invitational
- Posted a double-double, dropping 13 points and collecting 10 rebounds to go along with two blocks and two steals in 23 minutes of action against Rainier Beach at the Les Schwab Invitational
- Registered a double-double with a game-high 12 rebounds and 11 points to help Bishop Gorman upend Orange Lutheran at the 2013 Spalding Hoophall Classic
- Recognized as a 2014 all-state and all-conference first team selection
- Received MaxPreps 2013-14 Boys Basketball Junior All-America third team honors
- Previously featured on the 2014-15 Naismith Boys High School Player of the Year Watch List
- Ranked No. 11 by ESPN, No. 15 by Scout.com and No. 16 by Rivals.com
- Rated as the No. 14 player in the 2015 class by the Recruiting Services Consensus Index

### USA Basketball

- Earned gold medal at the 2014 FIBA Americas U18 Championship, helping lead team to a perfect 5-0 record
- Averaged 6.6 points and 4.4 rebounds per game at the 2014 FIBA Americas U18 Championship
- Scored 14 points on 6-of-8 shooting and added five rebounds in preliminary round game against Uruguay
- Pulled down nine rebounds and contributed 10 points in a preliminary round victory over Mexico
- Netted nine points on 4-of-8 shooting and hauled in four rebounds during a preliminary round win over Argentina

- Helped qualify the United States for the 2015 FIBA U19 World Championship
- Named to the 2015 USA Junior National Select Team ... contributed five points and five rebounds during the 18th annual Nike Hoop Summit
- Also participated in the 2013 USA Basketball Men's Developmental National Team mini-camp at the U.S. Olympic Training Center in Colorado Springs, Colo.

### Personal

- Born Chase Michael Jeter on Sept. 19, 1997 in Las Vegas, Nev.
- Son of Christian and Kimberly Jeter ... has an older brother, Rashad
- Father, Christian, is a traffic patrol officer with Las Vegas Metropolitan Police Department
- Mother, Kimberly, is a teacher in Las Vegas
- Father, Christian, played basketball at UNLV and was part of Runnin' Rebels NCAA Championship team in 1990
- Played AAU with Dream Vision
- Has volunteered on behalf of the Children's Heart Foundation
- Favorite athlete is Tim Duncan
- Member of National Honor Society
- Maintained a 3.86 grade point average in high school

PLAYERS

Duke McDonald's All-Americans	
1977	Gene Banks
1978	Vince Taylor
1982	Johnny Dawkins
1983	Tommy Amaker, Martin Nessley
1985	Danny Ferry, Quin Snyder
1986	Alaa Abdelnaby, Phil Henderson
1987	Greg Koubek
1988	Christian Laettner, Crawford Palmer
1989	<sup>1</sup> Bobby Hurley, Bill McCaffrey
1990	Grant Hill
1991	Cherokee Parks
1992	<sup>3</sup> Chris Collins
1993	Joey Beard
1994	<sup>3</sup> Trajan Langdon, <sup>2</sup> Ricky Price, Steve Wojciechowski
1995	Taymon Domzalski
1996	<sup>3</sup> Nate James
1997	<sup>3</sup> Shane Battier, Elton Brand, Chris Burgess
1998	Corey Maggette
1999	Carlos Boozer, Mike Dunleavy, Casey Sanders, Jason Williams
2000	<sup>3</sup> Chris Duhon
2001	Daniel Ewing
2002	Sean Dockery, Shavlik Randolph, <sup>1/3</sup> J.J. Redick, Michael Thompson
2003	Luol Deng
2004	DeMarcus Nelson
2005	Eric Boateng, <sup>1</sup> Josh McRoberts, Greg Paulus
2006	<sup>2</sup> Gerald Henderson, Jon Scheyer, Lance Thomas
2007	Taylor King, Kyle Singler, Nolan Smith
2008	Elliot Williams
2009	<sup>3</sup> Ryan Kelly, Mason Plumlee
2010	Kyrie Irving
2011	Quinn Cook, Marshall Plumlee, Austin Rivers
2012	Amile Jefferson, <sup>3</sup> Rasheed Sulaimon
2013	Matt Jones, Jabari Parker
2014	<sup>2</sup> Grayson Allen, <sup>4</sup> Tyus Jones, <sup>1</sup> Jahlil Okafor, Justise Winslow
2015	Brandon Ingram, Chase Jeter, <sup>3</sup> Luke Kennard

<sup>1</sup> game MVP  
<sup>2</sup> Slam dunk champion  
<sup>3</sup> Three-point champion  
<sup>4</sup> Skills competition winner



# 5 Luke Kennard

**G • 6-5 • 180 • FR-HS  
Franklin, Ohio (Franklin)**

## High School

- Four-year letterwinner at Franklin for head coach Brian Bales
- Moved into second on the Ohio boy's basketball career scoring list with 2,997 points
- Named the 2014 and 2015 Gatorade Ohio Boys Basketball Player of the Year ... also tabbed as a two-time Ohio High School Basketball Coaches Association Mr. Basketball honoree
- Received the 2015 *Parade* National Player of the Year award
- A 2015 McDonald's All-America selection ... scored nine points on 4-of-7 shooting from the field and added four rebounds and an assist for the East Team in the McDonald's All-American game
- Won the 2015 Powerade Jam Fest three-point shooting contest at the McDonald's All-American game ... became the ninth Blue Devil to capture the three-point shootout title at the event
- Registered averages of 38.1 points, 9.7 rebounds, 5.9 assists and 2.2 steals per game during senior campaign ... scored 50 or more points in five contests
- Guided Franklin to a 26-2 record and Ohio High School Athletic Association Division II sectional and district championship titles during 2014-15 season
- Shot 59.3 percent from the field, 49.0 percent from behind the arc and 89.0 percent from the free throw line
- Netted 41 points while shooting 11-of-12 from the free throw line in a loss to Dayton Dunbar in the Division II regional final
- Led all scorers with 52 points on 18-of-26 shooting from the field and 14-of-17 from the free throw line against Mullins in an opening round game at the Beach Ball Classic ... also brought down 15 rebounds to record a double-double
- Made 16-of-17 free throw attempts and shot 10-of-21 from the field to score a game-high 39 points against Edward in the second game of the Beach Ball Classic
- Netted second-straight 39-point game after connecting on 11-of-17 attempts from the field, including an 8-of-12 effort from beyond the arc and a 9-of-9 performance from the free throw line in a win over Hough at the Beach Ball Classic
- Hit 10-of-11 free throw attempts to go along with seven points from the field to score 17 points against a Chase Jeter-led Bishop Gorman in the Beach Ball Classic championship game ... narrowly missed notching his second double-double of the tournament after hauling in nine rebounds
- Named Ohio High School Athletic Association Division II Boys Player of the Year, as well as Southwestern Buckeye League Player of the Year ... garnered Southwestern Buckeye League first team honors and District 15 first team accolades
- Averaged 41.0 points, 10.4 rebounds, 4.0 assists and 2.0 steals per contest in 2013-14 as a junior ... shot 84.0 percent from the free throw line
- Set a single-game high and school-record 59 points over Monroe
- Scored 50 or more points three times and 40 or more points 13 times as a junior in 2013-14
- As a sophomore, averaged 27.0 points, 10.0 rebounds, 4.0 assists and 2.0 steals ... helped lead Franklin to a 19-4 record and a spot in the Division II sectional final
- Placed on the 2013 MaxPreps All-America sophomore second team ... also received all-state first team honors in 2013
- Tabbed as a 2012 AP All-State honorable mention after starting all 22 games as a freshman ... averaged 16.0 points, 4.0 assists and 7.0 rebounds per contest, leading Franklin to a 21-1 record and the Division II sectional final
- Lettered three years at quarterback on Franklin's football team ... named the 2013 Ohio Division II Offensive Player of the Year ... threw for 2,331 yards and 26 touchdowns ... also rushed for 214 yards and four touchdowns
- Ranked No. 22 by Scout.com, No. 24 by ESPN and No. 25 by Rivals.com
- Rated as the No. 21 player in the 2015 class by the Recruiting Services Consensus Index


## USA Basketball

- Earned gold medal at the 2014 FIBA Americas U18 Championship, helping lead team to a perfect 5-0 record ... helped qualify the United States for the 2015 FIBA U19 World Championship
- Averaged 13.8 points and 3.2 rebounds per game at the 2014 FIBA Americas U18 Championship ... also shot 54.8 percent from the field, 51.7 percent from beyond the arc and 80.0 percent from the free throw line over the five-game stretch
- Opened the championship by scoring a tournament-high 30 points in a United States victory over Uruguay ... shot 10-of-15 from the field and 7-of-12 from three-point range in 22 minutes of action ... also dished four assists
- Contributed eight points and an assist in a preliminary round matchup with Mexico
- Dropped 10 points and brought down a game-high nine rebounds in a United States win over Argentina
- Connected on 4-of-8 attempts from the field, including 3-of-6 from beyond the arc en route to an 11-point effort against the Dominican Republic in a semifinal round contest
- Closed the tournament by scoring 10 points and hauling in four rebounds to secure the title against Canada in the championship game
- Scored a team-high 22 points for the 2015 United States Junior National Select Team during the 18th annual Nike Hoop Summit

## Personal

- Born Luke Douglas Kennard on June 24, 1996 in Middletown, Ohio
- Son of Mark and Jennifer Kennard ... has an older sister, Lauren
- Played on the Nike EYBL circuit for King James Shooting Stars ... averaged 12.6 points, 4.5 rebounds and 1.8 assists in 12 contests with the team in 2014 ... also led the team to the 2013 U16 championship game at the Peach Jam Finals in 2013
- Has volunteered in the community, collecting and delivering canned goods to families in need ... also volunteered as a local elementary school tutor
- Favorite basketball player is Kevin Durant
- Member of the National Honor Society and the Fellowship of Christian Athletes





# 50

## Justin Robinson


**F • 6-8 • 190 • FR-HS**  
**San Antonio, Texas**  
**(San Antonio Christian Academy)**

**High School**


- Three-year letterwinner at San Antonio Christian Academy for head coach John Valenzuela
- Named to the 2015 Texas Association of Private and Parochial Schools (TAPPS) 4A Boys South Regional All-Tournament Team
- Member of the 2015 TAPPS 4A District 4 All-District first team
- Led San Antonio Christian Academy to a 33-8 record in 2014-15, averaging 13.5 points, 10.2 rebounds and 4.6 blocks per contest as a senior
- Helped San Antonio Christian Academy to a 37-10 mark during the 2013-14 season, including an 18-2 record at home
- Averaged 12.2 points, 7.8 rebounds and 5.6 blocks per game during junior campaign
- Member of a San Antonio Christian Academy team that compiled a 22-19 ledger as a sophomore

**Personal**

- Born Justin Michael Robinson on Oct. 14, 1996 in San Antonio, Texas
- Son of David and Valerie Robinson ... has two older brothers, Corey and David
- Father, David, played 14 years in the NBA, all with the San Antonio Spurs ... entered the league as the No. 1 overall pick in the 1987 NBA draft ... four-year letterwinner at Navy ... named the 1987 National Player of the Year as a senior at Navy ... averaged 21.1 points, 10.6 and 3.0 blocks per game during his professional career ... enshrined in the Naismith Memorial Basketball Hall of Fame in 2009
- Brother, Cory, is a member of Notre Dame's football team, competing as a wide receiver
- Hobbies include tennis, golf and video games
- Played as a member of the 50 Admirals basketball team ... helped the squad earn the Platinum Division Varsity Boys title at the 2014 Heat It Up Summer Jump Off Tournament
- Favorite athlete is Kawhi Leonard
- National Honor Society member ... also earned a spot on San Antonio Christian Academy's High Honor Roll



**PLAYERS**



# 12 Derryck Thornton

**G • 6-2 • 175 • FR-HS  
Chatsworth, Calif. (Findlay Prep [Nev.])**

## High School

- Two-year letterwinner at Findlay Prep (Nev.) for head coach Andy Johnson
- Transferred from Sierra Canyon High School (Calif.) to Findlay Prep his sophomore year
- Reclassified to the Class of 2015 in order to graduate a year early
- Led Findlay Prep (Nev.) to a 29-3 record as a junior ... averaged 17.0 points, 6.2 assists and 3.4 rebounds per game
- Registered double-digit points in 26 games, including 10 games of 20 or more points scored
- Had four games with double-digit assists ... recorded three double-doubles throughout the season
- Scored nine points, dished three assists and recorded two steals in a semifinal round loss to Montverde Academy in the Dick's Sporting Goods High School Nationals tournament ... hit 5-of-6 free throw attempts in the contest
- Opened the Dick's Sporting Goods High School Nationals tournament by tallying 10 points, two assists, two steals and two rebounds in a victory over Blanche Ely
- Netted 16 points on 6-of-11 shooting to help guide Findlay Prep past Pinnacle at the 2014 Spalding Hoop Hall West basketball tournament ... knocked down all four free throw attempts, dished six assists, added three steals and brought down three rebounds in the win
- Recorded a double-double after contributing 12 points and posting 10 assists against Wasatch Academy during the Tarkanian Classic ... also registered a block and four steals in the contest
- Concluded the Tarkanian Classic with a 10-assist performance, while adding nine points and three rebounds in a Findlay Prep (Nev.) win
- Guided Findlay Prep to a 31-5 record as a sophomore, averaging 11.6 points, 7.7 assists and 2.6 rebounds per game
- Posted seven games with double-digit assists, including two games with a season-high 13 assists
- Registered five double-doubles throughout the season
- Had 18 games with 10 or more points scored, including a season-high 23 points in a Findlay Prep 115-76 victory
- Led all scorers with 14 points in a Findlay Prep victory over Desert Pines during a Coaches vs. Cancer event ... shot 80.0 percent from the free throw line (8-of-10), dished six assists and added two steals and a block in the win
- Had nine points, five assists and three steals in a Findlay Prep loss to Bishop Gorman at the Findlay Big City Showcase ... shot an efficient 5-of-6 from the free throw line
- Posted a double-double after shooting 67.0 percent from the field, en route to a team-high 17 points, and dishing 10 assists at the Mike Miller Classic ... also had three steals and a rebound in the victory over DeLaSalle
- Registered a double-digit scoring game after netting 14 points on a perfect 5-of-5 shooting from the field against Montrose Christian, during a Tarkanian Classic event ... concluded the contest with three assists and three steals
- Went 6-of-11 from the field en route to a 14-point showing against Prime Prep during the Tarkanian Classic ... posted a team-high six assists and contributed a steal and four rebounds
- As a freshman at Sierra Canyon High School (Calif.), led the Trailblazers to a 17-11 record ... averaged 15.9 points, 7.2 assists, 3.8 rebounds and 2.7 steals per contest, guiding the team to the 2013 California Interscholastic Federation Southern Section Division 4AA championship second round
- Garnered All-Tournament Team honors at the 2012 Torrey Pines Holiday Classic, Oxnard Basketball Tournament and the Simi Valley Tournament
- Ranked No. 11 by Scout.com, No. 14 by Rivals.com and No. 17 by ESPN
- Rated as the No. 13 player in the 2015 class by the Recruiting Services Consensus Index


## USA Basketball

- Named to the 2013-14 United States Basketball Men's Developmental National Team March 27, 2013
- Joined the United States Developmental National Team mini-camp Oct. 2012 in Colorado Springs, Colo.

## Personal

- Born Derryck Thornton, Jr. on May 30, 1997 in Woodland Hills, Calif.
- Son of Derryck Thornton, Sr. ... has three sisters, Brandee, Skylar and Jordyn
- Father, Derryck, played college basketball at Azusa Pacific University and professionally in Germany





# 30 Antonio Vrankovic

**C • 7-0 • 270 • FR-HS**  
**Fort Lauderdale, Fla. (Pine Crest School)**

**High School**

- Three-year letterwinner at Pine Crest School for head coach David Beckerman
- Guided Pine Crest to an 18-9 record as a senior, averaging 27.5 points, 16.1 rebounds and 5.0 blocks per game for the Panthers
- Averaged 31.0 points, 17.0 rebounds, 4.0 assists and 6.5 blocks during the Panthers' District 13-4A run
- Opened district play by posting a double-double with a game-high 31 points and 17 rebounds .... shot a perfect 3-of-3 from the charity stripe ... added seven blocks on the defensive end of the floor
- Scored a team-high 31 points on 12-of-18 shooting to go along with 17 rebounds, six blocks, five assists and a steal in a loss to Chaminade-Madonna during a district playoff game
- Poured in 55 points against Taravella to tie Brandon Knight's school record for points scored in a game ... shot 24-of-48 from the field and 7-of-9 from the free throw line ... also hauled in 14 rebounds while registering two blocks during the MLK Classic
- Posted a team-high 20 rebounds and contributed 28 points to record a double-double in a 2014 Kreul Classic contest against Cypress Bay ... also saw seven blocks in the victory
- Scored a game-high 29 points on an efficient 80.0 percent shooting to give Pine Crest the victory over Golden in the 2014 Kreul Classic opener ... collected 18 rebounds, including eight offensive, in the first game of the tournament ... also led all players with five blocks in the game
- Helped Pine Crest defeat American Heritage during the Hoops Exchange Southern Shootout, scoring 28 points and securing 22 rebounds in the win
- Led Pine Crest to a 15-9 mark as a junior, averaging 18.7 points, 12.4 rebounds, 3.8 blocks and 2.2 assists per contest
- Registered a double-double after netting a team-high 18 points on 9-of-13 shooting from the field and bringing down 12 rebounds against Pine Crest rival, St. Andrew's ... also blocked three shots
- Posted three consecutive games with 23 or more points in matchups against Salem, Zion Lutheran and Lee, shooting a combined 31-of-40 (.775) from the field over the three-game stretch
- Helped guide Pine Crest School to an 18-9 record as a sophomore ... averaged 10.7 points, 11.3 rebounds and 2.7 blocks in 26 games
- Scored double-digit points in 16 contests, including the final 10 games of the 2013-14 season ... posted a double-double in the final seven games of the year
- Collected 10 or more rebounds in 18 games throughout the season
- Blocked a game-high five shots, brought down eight rebounds and dished two assists in a Pine Crest loss at the Berkley Basketball Invitational
- Posted a game-high two blocks to go along with eight rebounds and four points in a loss in the Kreul Classic championship game
- Brought down a team-high 10 rebounds and registered two blocks in a one-point victory over Coral Springs Christian during the Kreul Classic semifinal game
- Opened the Kreul Classic with a double-double, collecting a season-high 21 rebounds to go with 10 points in a victory over South Broward ... added two steals and an assist
- Posted a double-double after scoring 17 points on 7-of-11 shooting and collecting 11 rebounds in a Pine Crest School victory over Chaminade-Madonna during the District 13-4A quarterfinals ... also recorded two steals, an assist and a block
- Registered a double-double in the final home game of the season against Archbishop McCarthy, netting 11 points and adding 11 rebounds in the win ... filled the stat sheet with three blocks, three assists and a steal without committing a turnover
- Narrowly missed a double-double after scoring nine points on 4-of-6 shooting and hauling in eight rebounds against The First Academy during the Berkeley Basketball Invitational ... led all players with five blocks
- Selected as a *Sun Sentinel* first-team all-county honoree, as well as a two-time Class 4A-2A All-Broward first-team recipient

**Personal**

- Pronounced Vran-koe-vich
- Born Antonio Vrankovic on Oct. 28, 1996 in Minneapolis, Minn.
- Son of Stojko and Lovorka Vrankovic ... has two older sisters, Andrea and Matea
- Father, Stojko, played in the NBA for five years ... started 73 of 170 career games ... played for the Boston Celtics, the Minnesota Timberwolves and the Los Angeles Clippers during the 1990s ... also competed internationally for Yugoslavia, winning a silver medal with the team at the 1988 Olympic Games in Seoul and the 1992 Olympics in Barcelona ... was a member of the bronze-medal winning Yugoslavian team at the 1986 FIBA World Cup in Spain and the 1994 FIBA World Cup in Canada
- Favorite athletes are Hakeem Olajuwon and Wladimir Klitschko



PLAYERS

# 2015-16 TV / Radio Roster

PLAYERS



2

**Chase Jeter**  
F/C • FR-HS • 6-10 • 240  
Las Vegas, Nev.




3

**Grayson Allen**  
G • SO-1L • 6-5 • 205  
Jacksonville, Fla.



5

**Luke Kennard**  
G • FR-HS • 6-5 • 180  
Franklin, Ohio




12

**Derryck Thornton**  
G • FR-HS • 6-2 • 175  
Chatsworth, Calif.



13

**Matt Jones**  
G • JR-2L • 6-5 • 200  
DeSoto, Texas



14

**Brandon Ingram**  
G/F • FR-HS • 6-9 • 190  
Kinston, N.C.



21

**Amile Jefferson**  
F • SR-3L • 6-9 • 225  
Philadelphia, Pa.




30

**Antonio Vrankovic**  
C • FR-HS • 7-0 • 270  
Delray Beach, Fla.



34

**Sean Obi**  
F • SO-1L • 6-9 • 265  
Kaduna, Nigeria



40

**Marshall Plumlee**  
C • GR-4L • 7-0 • 250  
Warsaw, Ind.




45

**Nick Pagliuca**  
G • JR-2L • 6-3 • 195  
Weston, Mass.



50

**Justin Robinson**  
F • FR-HS • 6-8 • 190  
San Antonio, Texas



53

**Brennan Besser**  
G • FR-HS • 6-5 • 180  
Chicago, Ill.



**Mike Krzyzewski**  
Head Coach  
36th Season at Duke

---

**STAFF**

---

Mike Krzyzewski	38-51
Jeff Capel	52-53
Nate James	54-55
Jon Scheyer	56-57
David Bradley	58
Kevin Cullen	58
Kenny King	58
Will Stephens	58
Basketball Support Staff	59-60
Managers	60
Legacy Fund	61-62
Endowed Scholarships	63
Kevin White	64-65
Senior Administration	66



**Mike Krzyzewski**

The Michael W. Krzyzewski Leadership Head Coach  
36th Season at Duke  
Army, 1969

Winning seasons, superb graduation rates for his players and a basketball team that is as close as family, are all attributes that reflect on the man who is now in his 36th season as the head coach of the Blue Devils, Mike Krzyzewski.

Although some still stumble with pronouncing and spelling his name, when people speak of the highest level of success in the college basketball world, the name Krzyzewski (Sha-shef-skee) immediately comes to mind. Coach K further solidified his status in the upper echelon of coaching on Nov. 15, 2011, when he became the winningest coach in college basketball history with a 74-69 Duke win over Michigan State at Madison Square Garden. Krzyzewski returned to MSG Jan. 25, 2015, to achieve another historic milestone when he became the first NCAA Division I men's basketball coach to reach 1,000 career wins with a 77-68 victory over St. John's.

"There will be others that win more, but it is kind of neat to be the first one to 1,000," Krzyzewski said of the accomplishment. "I am proud of that, too: It's not just the number of wins, but the quality of opponents we've had. To win the 1,000th here, you need to be a lucky guy. I love my place, Cameron, but this is a magical place, as well."

In 35 seasons at Duke, Krzyzewski, a Hall of Fame coach and 12-time National Coach of the Year, has built a dynasty that few programs in the history of the game can match.

The numbers under Coach K are staggering:

- Five National Championships (1991, 1992, 2001, 2010, 2015)
- Five gold medals as head coach of USA Men's National Team
- 1,018 career wins (most in NCAA history)
- 945 victories at Duke
- 433 ACC wins (most in ACC history)
- 88 NCAA Tournament victories (most in NCAA history)
- 12 National Coach of the Year honors (eight seasons)
- Seven National Players of the Year (nine honors)
- Six National Defensive Players of the Year (nine honors)
- 31 NCAA Tournament bids
- 29 All-America selections (43 honors)
- 12 Final Four appearances (tied for most in NCAA history)
- 12 ACC regular season championships
- 13 ACC Tournament championships
- 545 weeks ranked among the nation's top 25 teams
- 479 weeks ranked among the nation's top 10 teams

**Weeks Ranked No. 1 Among Active Coaches**

Head Coach	Weeks No. 1 (AP)
1. Mike Krzyzewski	109
2. Roy Williams	57
3. John Calipari	31

**All-Americans Among Active Coaches (Since 1985)**

Head Coach	All-Americans
1. Mike Krzyzewski	43
2. Roy Williams	24
3. Jim Boeheim	17

1st, 2nd or 3rd team selections included; AP, NABC, Sporting News, UPI, USBWA

**National Players of the Year (Active Coaches)**

Head Coach	Players of the Year
1. Mike Krzyzewski	9
2. John Calipari & Roy Williams	3
3. Rick Barnes	2

AP, NABC, Naismith, Rupp, USBWA, UPI, Wooden

- 109 weeks ranked No. 1 in the country
- 52 NBA Draft selections, including 31 in the first round
- 20 NBA Lottery picks
- 10 Consecutive Top 10 AP Poll finishes (1997-2006)

Entering the 2015-16 season, Coach K owns a 1,018-310 record in 40 years of coaching, including a 945-251 mark in 35 seasons in Durham.

Krzyzewski's victory total offers evidence of his success, but even more impressive are the five national championships. The fifth title came last season with a 68-63 win over Wisconsin in Indianapolis, marking the third time Duke has captured the crown in the city. In addition to the 2015 run to the title, Krzyzewski led Duke to NCAA championships in 1991, 1992, 2001 and 2010. Only two coaches since John Wooden have led their programs to back-to-back championships (Coach K and Billy Donovan) and Krzyzewski's five titles are also second only to Wooden (10) in NCAA history.

In 2005-06, Krzyzewski passed Wooden to move into first on the chart of coaches who have led their respective schools to a No. 1 national ranking. Coach K has now led Duke to the top spot in the AP poll in an NCAA-record 16 seasons, including 11 times in the last 18 years. Under Krzyzewski, Duke has played far more games as a No. 1 ranked team (218) than it has as an unranked team (141). He has guided the Blue Devils to a 190-28 mark as the top-ranked team in the AP Poll.

Coach K and the Blue Devils have been a fixture on the national basketball scene with 20 consecutive NCAA Tournament berths from 1996-2015 and 31 in the past 32 years. Overall, he has taken his program to postseason play in 32 of his 35 years at Duke and is the winningest active coach in NCAA Tournament play with a stunning 88-26 record for a .772 winning percentage. On March 20, 2005, Krzyzewski surpassed Dean Smith's career tournament win total of 65 with a 63-55 triumph over Mississippi State in the second round of the NCAA Tournament.

To top off an incredible year in 2001, after Duke won its third national championship, Krzyzewski was named to the Naismith Basketball Hall of Fame class along with Temple's John Chaney and former NBA star Moses Malone. The induction ceremony was held in Springfield, Mass., on October 5, 2001. In typical Coach K fashion, he was adamant in sharing the honor with those around him.

"I hope that all of those youngsters who have played for me and the people who have worked with me will share in this honor," he said. "My mom always told me to associate myself with great people and great institutions. I've tried to do that at the United States Military Academy and at Duke University, two of the great institutions in the world. As a result, I've been around some amazing people.

"I never thought I'd be worthy enough to be in the Basketball Hall of Fame. It's not anything you set out trying to achieve. Basically, you go about your business and try to be as good as you can be all the time. Again, I get back to coaching great players and being with great assistants. They bring out the best in you."

**Duke Highlights**

Success stories do not just happen overnight. They take time, and the latest chapter in Duke Basketball is no exception. Krzyzewski inherited a Duke squad in 1980-81 with a thin talent base outside of All-America Gene Banks, Kenny Dennard and Vince Taylor. The squad hustled its way to a bid in the NIT, but it was obvious that the recruiting trail was Krzyzewski's only answer if the team was to succeed in the long run.

He landed a recruiting class in 1982 made up of Johnny Dawkins, Mark Alarie, David Henderson, Jay Bilas, Bill Jackman and Weldon Williams. It was rated one of the nation's best and put Duke on the map to stay. Joining that powerful group was guard Tommy Amaker in 1983. Duke won 24 games with the nucleus of Dawkins, Alarie, Amaker, Bilas and Henderson in 1984 and earned the first NCAA bid under Coach K.

With the class of Dawkins, Alarie and company now seniors, the 1986 Duke Blue Devils won a then NCAA-record 37 games while claiming Big Apple NIT, ACC regular season, ACC Tournament and NCAA East Regional titles. They established a school record with a 21-game winning streak during the year (that has since been broken), went undefeated at home, advanced to the NCAA Championship game in Dallas and played more games (40) than any other team in college basketball history.

With the loss of the five seniors, many expected Duke to drop considerably in 1987, but not Krzyzewski. The team won 24 games and advanced to the Sweet 16 of the NCAA Tournament before losing to eventual national champion Indiana. Amaker ended his career as the National Defensive Player of the Year, closing out a season that Coach K looks back on as the one that demonstrated the winning consistency of the program.

STAFF



The 1987-88 campaign began Duke's amazing streak of five straight NCAA Final Four appearances as the Blue Devils won 28 games, claimed the ACC title, won another East Regional championship and found themselves in Kansas City. Senior Billy King followed Amaker by winning the second straight National Defensive Player of the Year award by a Blue Devil.

The role of leadership again fell to the senior class in 1988-89. This time, it was the National Player of the Year Danny Ferry, Quin Snyder and John Smith taking the reins. They guided the team to another trip to the NCAA Final Four with a win over heavily favored Georgetown in the East Regional final.

In 1989-90, seniors Alaa Abdelnaby, Robert Brickey and Phil Henderson led the way to the Final Four with a 29-9 record, landing just one game shy of the title in Denver. The group won its third consecutive East Regional championship with an overtime triumph over top-seeded Connecticut.

Then came the 1990-91 season that forever changed the face of basketball at Duke. After the 30-point loss to UNLV in the 1990 championship game, Krzyzewski's team was determined to avenge the defeat. The Blue Devils won the regular season ACC title and posted four consecutive lopsided victories in the Midwest Region for yet another trip to the Final Four.

In the semifinals, Duke got another shot at the Runnin' Rebels, who were undefeated, and this time Coach K masterfully led the Blue Devils to a 79-77 victory to earn a matchup with Kansas for the title. Duke's crowning glory came on April 1, 1991, with a 72-65 victory over the Jayhawks as Christian Laettner earned MVP honors in Duke's first national basketball championship.

In 1992, the stage was set for an unprecedented chapter in college basketball history, and Coach K and his squad were up to the task. Behind the National Player of the Year Laettner and fellow All-Americans Bobby Hurley and Grant Hill, the Blue Devils rolled to a 34-2 record and held the No. 1 ranking from start to finish (18 polls). Duke won its second consecutive NCAA crown with a convincing 71-51 victory over Michigan. Along the way, the Blue Devils captured their fifth consecutive regional championship, won the ACC regular season and tournament titles and equaled the school record to that point for ACC victories with 14.

"I loved my 1991 team, but this team was a great team," said Krzyzewski following the 1992 championship. "It met every challenge and at the Final Four it showed its true personality by winning both games in the second half with what I like best, defense."

In 1993-94, the Blue Devils and Coach K were back knocking at the door of another national championship. Duke piled up a 28-6 overall record, won the ACC regular season championship, was ranked from start to finish in the nation's top 10, captured the Southeast Regional title with an upset win over top-seeded Purdue and advanced to the national championship game before bowing to Arkansas, 76-72, in Charlotte.

The Blue Devils finished the 1998-99 campaign equaling the Duke record for most wins with 37, winning the NCAA East Regional title, capturing the ACC Tournament crown for the first time since 1992, recording the first 16-0 record in the ACC regular season, securing a school-record 32-game winning streak during the year and wrapping it all up as the NCAA runner-ups. Elton Brand was the consensus National Player of the Year, Shane Battier was the NABC National Defensive Player of the Year and Trajan Langdon was a first team All-America for Duke.

In 1999-2000, Duke finished with a 29-5 record, its fourth consecutive outright ACC regular season championship with a 15-1 record, its second consecutive ACC Tournament title and the final regular season No. 1 ranking in both major polls. Senior Chris Carrawell and Battier, then a junior, were named consensus All-Americans, and Battier earned his second consecutive National Defensive Player of the Year award. The Blue Devils accomplished this despite losing four starters from their 37-2 squad that advanced to the national championship game in 1999. Duke also had seven freshmen, the most on a Blue Devil team in school history, on its roster.

On November 17, 2000, Krzyzewski's numerous accomplishments at Duke were recognized as the fabled Cameron Indoor Stadium court was named Coach K Court in his honor in a postgame ceremony.

Continuing to build on his well-earned reputation as one of the top college basketball coaches of all time, Coach K led Duke to its third national championship in 2001, joining just three other coaches - Wooden (10), Adolph Rupp (4) and Bob Knight (3) - who won three or more NCAA titles. The Blue Devils finished the season with a 35-4 record, including 10 consecutive victories to end the year, their third consecutive ACC Tournament championship, fifth straight ACC regular season championship and the TiVo Preseason NIT title. Duke also was ranked at the top of the final Associated Press poll for the third consecutive season, marking just the second time in NCAA history a program had accomplished that feat (Wooden's UCLA

squads did it from 1971-73).

With its 82-72 victory over Arizona in the 2001 national championship game, Duke ended a four-year run with 133 victories. The Blue Devils lost just 15 games during that four-year span. The 133 wins broke the previous NCAA standard of 132 set twice by Kentucky from 1995-98 and 1996-99.

Individually, Coach K passed two major milestones in 2000-01: his 500th victory at Duke (98-85 over Villanova) and his 600th win overall (79-53 over sixth-ranked North Carolina in the ACC Tournament final). He reached 600 career wins faster than all but 10 coaches in college basketball history.

Under Krzyzewski's guidance, not one, but two of his student-athletes earned National Player of the Year awards in 2001 (Battier was the consensus selection, while Jason Williams earned the NABC award). It was the first time in college basketball history that two players from the same team received National Player of the Year recognition by the major outlets. Battier and Williams were both unanimous first team All-Americans, and Battier, the sixth overall pick in the 2001 NBA Draft, earned his third consecutive National Defensive Player of the Year award.

"I thoroughly loved coaching these kids," said Krzyzewski following the 2001 national title. "They've been so good. They've given me their hearts, their minds, and not only that, they've given it to each other ... I get real close to the guys on my team. That's the most rewarding thing about what I do."

**Coach K's Career Record**

Year	School	Overall	ACC	Notes
1976	Army	11-14	-	-
1977	Army	20-8	-	-
1978	Army	19-9	-	NIT
1979	Army	14-11	-	-
1980	Army	9-17	-	-
1981	Duke	17-13	6-8 (t5)	NIT
1982	Duke	10-17	4-10 (t6)	-
1983	Duke	11-17	3-11 (7)	-
1984	Duke	24-10	7-7 (t3)	NCAA Tournament
1985	Duke	23-8	8-6 (t4)	NCAA Tournament
1986	Duke	37-3	12-2 (1)	NCAA Final Four (Finalist)
1987	Duke	24-9	9-5 (3)	NCAA Tournament
1988	Duke	28-7	9-5 (3)	NCAA Final Four (Semifinalist)
1989	Duke	28-8	9-5 (t2)	NCAA Final Four (Semifinalist)
1990	Duke	29-9	9-5 (2)	NCAA Final Four (Finalist)
1991	Duke	32-7	11-3 (1)	NCAA Champion
1992	Duke	34-2	14-2 (1)	NCAA Champion
1993	Duke	24-8	10-6 (t3)	NCAA Tournament
1994	Duke	28-6	12-4 (1)	NCAA Final Four (Finalist)
1995	Duke	9-3	0-1	out after back surgery
1996	Duke	18-13	8-8 (t4)	NCAA Tournament
1997	Duke	24-9	12-4 (1)	NCAA Tournament
1998	Duke	32-4	15-1 (1)	NCAA Tournament
1999	Duke	37-2	16-0 (1)	NCAA Final Four (Finalist)
2000	Duke	29-5	15-1 (1)	NCAA Tournament
2001	Duke	35-4	13-3 (tt)	NCAA Champion
2002	Duke	31-4	13-3 (2)	NCAA Tournament
2003	Duke	26-7	11-5 (t2)	NCAA Tournament
2004	Duke	31-6	13-3 (1)	NCAA Final Four (Semifinalist)
2005	Duke	27-6	11-5 (3)	NCAA Tournament
2006	Duke	32-4	14-2 (1)	NCAA Tournament
2007	Duke	22-11	8-8 (t6)	NCAA Tournament
2008	Duke	28-6	13-3 (2)	NCAA Tournament
2009	Duke	30-7	11-5 (t2)	NCAA Tournament
2010	Duke	35-5	13-3 (tt)	NCAA Champion
2011	Duke	32-5	13-3 (2)	NCAA Tournament
2012	Duke	27-7	13-3 (2)	NCAA Tournament
2013	Duke	30-6	14-4 (2)	NCAA Tournament
2014	Duke	26-9	13-5 (3)	NCAA Tournament
2015	Duke	35-4	15-3 (2)	NCAA Champion

<b>Career Record</b> (40 years)	1,018-310 (.767)
<b>Duke Record</b> (35 years)	945-251 (.790)
<b>ACC Record</b> (regular season)	377-152 (.713)
<b>ACC Tournament Record</b>	56-21 (.727)
<b>NCAA Tournament Record</b>	88-26 (.772)
<b>at Cameron Indoor Stadium</b>	474-59 (.889)

## NCAA Coaching Wins Charts

## Career Wins

Coach, Schools	Wins
1. ^ Mike Krzyzewski, Army & Duke	1,018
2. Bob Knight, Army, Indiana & Texas Tech	902
3. Dean Smith, North Carolina	879
4. Adolph Rupp, Kentucky	876
5. Jim Calhoun, Northeastern & Connecticut	873
6. ^ Jim Boeheim, Syracuse	858
7. Jim Phelan, Mount St. Mary's	830
8. Eddie Sutton, Creighton, Arkansas, Kentucky, Ok. State & San Fran.	806
9. Lefty Driesell, Davidson, Maryland, James Madison & Georgia State	786
10. Lute Olson, Long Beach State, Iowa & Arizona	780

## Career Wins at One School

Coach, School	Wins
1. ^ Mike Krzyzewski, Duke	945
2. ^ Jim Boeheim, Syracuse	858
3. Dean Smith, North Carolina	879
4. Adolph Rupp, Kentucky	876
5. Jim Phelan, Mount St. Mary's	830
6. Ed Diddle, Western Kentucky	759
7. Ray Meyer, DePaul	724
8. Don Haskins, UTEP	719
9. Denny Crum, Louisville	675
10. Bob Knight, Indiana	662

## Career ACC Wins

Coach, Schools	Wins
1. ^ Mike Krzyzewski, Duke	433
2. Dean Smith, North Carolina	422
3. Gary Williams, Maryland	210
4. Frank McGuire, UNC & South Carolina	160
5. ^ Roy Williams, North Carolina	158
6. Bobby Cremins, Georgia Tech	149
7. Lefty Driesell, Maryland	139
8. Vic Bubas, Duke	128
9. Terry Holland, Virginia	126
10. Norm Sloan, N.C. State	117

## NCAA Tournament Wins

Coach, Schools	Wins
1. ^ Mike Krzyzewski, Duke	88
2. Dean Smith, North Carolina	65
^ Roy Williams, Kansas & North Carolina	65
4. ^ Jim Boeheim, Syracuse	53
^ Rick Pitino, Boston Univ., Providence, Kentucky & Louisville	53
6. Jim Calhoun, Northeastern & Connecticut	49
7. John Wooden, UCLA	47
8. Lute Olson, Iowa & Arizona	46
9. Bob Knight, Indiana & Texas Tech	45
10. Denny Crum, Louisville	42

## Most Games Coached (minimum 10 Division I seasons)

Coach, Schools	Games
1. Jim Phelan, Mount St. Mary's	1,354
2. ^ Mike Krzyzewski, Army & Duke	1,328
3. ^ Jim Boeheim, Syracuse	1,300
4. Bob Knight, Army, Indiana & Texas Tech	1,273
5. Jim Calhoun, Northeastern & Connecticut	1,242
6. ^ Rollie Massimino, Stony Brook, Villanova, UNLV, Cleveland St., Northwood	1,210
7. Lou Henson, Hardin-Simmons, Illinois & N.M. State	1,191
8. Lefty Driesell, Davidson, Maryland, James Madison & Ga. State	1,180
9. Dean Smith, North Carolina	1,133
10. Eddie Sutton, Creighton, Arkansas, Kentucky, Ok. State & San Fran.	1,132
Ben Braun, Siena Hts, Eastern Mich., Cal, Rice	1,132

^ - active coach; games through 2014-15 season

Krzyzewski led Duke to another outstanding season in 2001-02. The Blue Devils finished 31-4 overall, won the ACC Tournament title for a record fourth consecutive year, were a No. 1 seed in the NCAA Tournament for a record fifth straight season and finished No. 1 in the final AP poll for the fourth consecutive season, another NCAA first. Three Duke players - Williams, Mike Dunleavy and Carlos Boozer - earned All-America honors and Williams became just the seventh repeat winner of National Player of the Year honors in college basketball history. That Duke threesome also departed for the NBA, where all three were drafted. Williams and Dunleavy were selected second and third, respectively, making them just the second set of teammates to be taken among the top three picks of the NBA Draft (UCLA's Lew Alcindor and Lucious Allen went one and three in 1969).

In perhaps one of his finest coaching jobs, Krzyzewski led a 2002-03 team featuring six freshmen to a 26-7 record, its record fifth consecutive ACC Tournament championship and the school's sixth consecutive appearance in the NCAA Sweet 16. Senior Dahntay Jones, the squad's leading scorer, was Duke's lone All-ACC representative and an honorable mention All-America selection. Jones became Coach K's 17th first round pick in the 2003 NBA Draft.

Guided by the leadership of senior point guard Chris Duhon, Duke returned to the Final Four for the 10th time in a 19-year period in 2003-04. Duke finished the season 31-6 and won its sixth ACC regular season crown in eight seasons with a 13-3 league mark. Duke reached the No. 1 national ranking for four weeks during the season, marking the seventh consecutive year that it had reached that height (only UCLA's streak of 12 straight years of achieving the No. 1 ranking from 1964-75 is longer). The Blue Devils ended the year by dropping a one-point decision to eventual national champion Connecticut in the Final Four in San Antonio. Duhon, J.J. Redick and Shelden Williams each earned All-America honors, bringing Coach K's total selections to 19 in 24 seasons at that point. In the 2004 NBA Draft, Luol Deng, after playing just one season at Duke, was selected seventh overall and Duhon was taken in the second round.

The 2004-05 squad featured Daniel Ewing, who would become the 36th NBA Draft pick under Krzyzewski, Redick, a National Player of the Year choice, and Williams, the National Defensive Player of the Year honoree. The Blue Devils went 27-6 and captured the ACC Tournament championship.

In 2005-06, the Blue Devils posted a 32-4 record, including a 14-2 mark in regular season league play. Duke captured the NIT Season Tip-Off crown and went on to win both the ACC regular season and tournament titles. Krzyzewski's 10th ACC Tournament championship came in the 1,000th game of his coaching career, a 78-76 win over Boston College at the Greensboro Coliseum on March 12. Redick, a consensus National Player of the Year honoree, set the ACC career scoring and the NCAA three-point field goal records and Williams grabbed National Defensive Player of the Year honors for the second year in a row. Redick and Williams also became the ninth set of teammates selected as AP first team All-Americans and the first since Jason Williams and Shane Battier accomplished the feat in 2001.

Duke featured the school's youngest team in more than 60 years in the 2006-07 season with 10 of the 12 players on the roster being either freshmen or sophomores. Despite the youth, the squad recorded a 22-11 record and reached the NCAA Tournament. Coach K recorded his 700th career victory at Duke against Georgia Tech, making him the second-fastest coach in NCAA history to record 700 wins at one school.

Coach K had the Blue Devils among the top teams in the nation during the 2007-08 campaign as the team won 22 of its first 23 games. Krzyzewski became only the sixth head coach to reach 800 career wins with a victory at N.C. State. Duke would go on to finish the year 28-6, reaching the NCAA Tournament for the 13th consecutive season. DeMarcus Nelson was named the ACC Defensive Player of the Year and a third team All-American, while Kyle Singler was the ACC Rookie of the Year and a Freshman All-American.

In 2008-09, Coach K led Duke to a 30-7 record, the school's 10th 30-win season, and to the ACC Tournament championship. The Blue Devils advanced to the NCAA Sweet 16 and reached a No. 1 ranking in the middle of the season. Gerald Henderson was a first team All-ACC performer while the team featured four players with over 1,000 career points in Henderson, Greg Paulus, Jon Scheyer and Singler.

The 2010 National Championship team used a stingy defense, hard-nosed rebounding and a potent three-man scoring attack to finish the year 35-5 overall. The Blue Devils held opponents to 61.0 points per game, the second-lowest in school history, and averaged 39.0 rebounds per contest for the second-most during Krzyzewski's tenure at Duke. The Blue Devils also featured the nation's top scoring trio as Scheyer, Singler and Nolan Smith combined to average 53.3 points per game. Duke won every possible championship they competed for in 2009-10, winning the NIT Season Tip-

Off, ACC regular season and ACC Tournament on the way to reaching the NCAA Final Four for the 11th time under Krzyzewski.

In 2010-11, Krzyzewski led the Blue Devils to a 32-5 record, the ACC Tournament championship and the CBE Classic title. The Blue Devils spent 11 weeks atop the AP Poll and were ranked in the top 5 of the AP and USA Today/ESPN Coaches Polls for the entire season. Smith became the seventh player under Coach K to average over 20.0 points per game and was a unanimous first team All-America selection and the ACC Player of the Year. Singler also capped off his record setting career with All-ACC and All-America accolades in 2011. Krzyzewski, the 2011 NABC District II Coach of the Year, became the second coach in NCAA history to post 900 career wins with a 73-71 victory over Michigan on March 20 in the second round of the NCAA Tournament.

Krzyzewski guided a young 2011-12 team to a 27-7 record, including a 13-3 ledger in league play. Duke spent the entire season ranked in the top 10 of the AP poll and collected 10 wins over NCAA Tournament teams. The Blue Devils posted a 74-69 win over Michigan State at Madison Square Garden on Nov. 15 to give Coach K his NCAA-best 903rd career coaching victory. Duke also ran the table at the Maui Invitational, including a championship game win over 2012 NCAA Tournament runner-up Kansas, to improve to 16-0 all-time in the event. The Blue Devils registered a buzzer-beating win at North Carolina and erased a 20-point deficit with 11 minutes to play in a dramatic come-from-behind win over N.C. State in 2012. Rivers garnered third team NABC All-America and ACC Rookie of the Year honors, while averaging a team-high 15.5 points per game. He also became just the seventh freshman in league history to earn first team All-ACC honors. Juniors Mason Plumlee and Seth Curry were third team all-conference picks, while Plumlee also earned CoSIDA first team Academic All-America accolades.

With a talented senior trio of Curry, Ryan Kelly and Mason Plumlee, Krzyzewski led the Blue Devils to a 30-6 record and an NCAA Elite Eight appearance in 2012-13. Duke spent the entire season ranked in the top 10 of the AP Poll, including five weeks ranked No. 1 overall. Krzyzewski's squad registered wins over No. 2 Louisville, No. 3 Kentucky, No. 4 Ohio State and No. 5 Miami, marking the third time in school history the Blue Devils have posted at least four or more wins over top-5 teams. Duke also recorded its 17th undefeated season at Cameron Indoor Stadium with a 16-0 mark at its home venue. The Blue Devils won the 2012 Battle 4 Atlantis, capping off the tournament with an impressive win over eventual national champion Louisville. Duke also became the fourth program in NCAA history to reach the 2,000-win plateau with a 66-50 victory over Creighton in the third round of the NCAA Tournament. Plumlee, a first team Academic All-America as well as consensus second team All-American, became the second player under Coach K to average a double-double, while also topping the 1,000-point and 1,000-rebound marks for his career. Curry, who battled through a season-long lower leg injury, went on to grab Sporting News All-America honors after averaging 17.5 points per game with 95 three-point field goals.

In 2013-14, Krzyzewski guided a young and talented group led by sophomore Rodney Hood and freshman Jabari Parker to a 26-9 record and a trip to the ACC title game. The Blue Devils posted a 17-0 mark at home to run their Cameron Indoor Stadium win streak to 33 games. Parker averaged 19.1 points and 8.7 rebounds per game en route to earning National Freshman of the Year accolades as well as consensus first team All-America honors. He set or tied nine Duke freshman records and was named ACC Rookie of the Week a league-record 10 times. Hood, a transfer from Mississippi State, was tabbed as a second team All-ACC selection after averaging 16.1 points per game and shooting a conference-best 42.0 percent from three-point range. Both players entered the NBA Draft following the season with Parker being selected No. 2 overall by the Milwaukee Bucks and Hood going to the Utah Jazz with the 23rd pick. Krzyzewski became the second Division I men's coach in NCAA history to record 900 wins at a school when he reached the milestone in a Jan. 25 win over Florida State.

Duke's 2015 National Championship run was fueled by the evolution of senior leader Quinn Cook and the talented freshmen trio of Tyus Jones, Jahliil Okafor and Justise Winslow. While that group garnered a majority of the notoriety throughout the season, it was the steady contributions of the rest of the roster (Grayson Allen, Amile Jefferson, Matt Jones and Marshall Plumlee) that helped make the season so special. With a roster of eight recruited scholarship players by January, Duke won 18 of its final 19 games to close the year with a 35-4 record, including 11 wins over nationally ranked opponents. The Blue Devils also posted three road wins over top-10 teams for the first time in program history going into hostile environments and defeating No. 2 Wisconsin, No. 6 Louisville and No. 2 and then-undefeated Virginia. Okafor averaged 17.3 points and 8.5 rebounds per game while shooting 66.4 percent from the field en route to earning consensus first

**NCAA Coaching Charts**

**Consecutive 20+ Win Seasons - Active**

Coach, Schools (Years)	Seasons
1. <b>Mike Krzyzewski, Duke (1997-2015)</b>	19
2. Bill Self, Tulsa, Illinois & Kansas (1999-2015)	17
3. Mark Few, Gonzaga (2000-15)	16
4. Thad Matta, Butler, Xavier & Ohio State (2001-15)	15
5. Rick Pitino, Louisville (2003-15)	13

**Most 20+ Win Seasons**

Coach, Schools	Seasons
1. ^ Jim Boeheim, Syracuse	36
2. ^ <b>Mike Krzyzewski, Army &amp; Duke</b>	31
3. Dean Smith, North Carolina	30
4. Bob Knight, Army, Indiana & Texas Tech	29
5. Lute Olson, Long Beach State, Iowa & Arizona	28
6. Eddie Sutton, Creighton, Arkansas, Kentucky, Ok. State & San Fran.	25
Jerry Tarkanian, Long Beach St., UNLV & Fresno St.	25
^ Roy Williams, Kansas & North Carolina	25
9. Jim Calhoun, Northeastern & Connecticut	24
^ Bob Huggins, Akron, Cincinnati, Kansas St. & West Virginia	24
10. Rick Pitino, Hawaii, Boston Univ., Providence, Kentucky & Louisville	23
Adolph Rupp, Kentucky	23

**Most 30+ Win Seasons**

Coach, Schools	Seasons
1. ^ <b>Mike Krzyzewski, Duke</b>	14
2. ^ Roy Williams, Kansas & North Carolina	10
3. Jim Calhoun, Connecticut	8
^ John Calipari, UMass, Memphis & Kentucky	8
^ Rick Pitino, Hawaii, Boston Univ., Providence, Kentucky & Louisville	8
6. ^ Bill Self, Oral Roberts, Tulsa, Illinois & Kansas	7
7. ^ Jim Boeheim, Syracuse	6
8. Bob Knight, Army, Indiana & Texas Tech	4
^ Sean Miller, Xavier & Arizona	4
Jerry Tarkanian, Long Beach St., UNLV & Fresno St.	4
Nolan Richardson, Tulsa & Arkansas	4
Adolph Rupp, Kentucky	4
^ Bo Ryan, Milwaukee & Wisconsin	4
John Wooden, Indiana St. & UCLA	4

**Most NCAA Championships**

Head Coach	Titles
1. John Wooden, UCLA	10
2. ^ <b>Mike Krzyzewski, Duke</b>	5
3. Adolph Rupp, Kentucky	4

**Most NCAA Final Four Appearances**

Head Coach	Final Fours
1. ^ <b>Mike Krzyzewski, Duke</b>	12
John Wooden, UCLA	12
3. Dean Smith, North Carolina	11
4. ^ Tom Izzo, Michigan State	7
^ Roy Williams, Kansas & North Carolina	7
^ Rick Pitino, Providence, Kentucky & Louisville	7
7. Denny Crum, Louisville	6
Adolph Rupp, Kentucky	6

**Highest NCAA Tournament Winning Pct.**

Head Coach	W	L	Pct.
1. John Wooden, UCLA	47	10	.825
2. ^ <b>Mike Krzyzewski, Duke</b>	88	26	.772
3. ^ Rick Pitino, Boston Univ., Prov., Kentucky & Louisville	53	18	.746
4. ^ John Calipari, UMass, Memphis & Kentucky *	38	13	.745
5. Billy Donovan, Florida	35	12	.745
6. ^ Roy Williams, Kansas & UNC	66	23	.742
7. ^ Tom Izzo, Michigan State	46	17	.730

Minimum 20 NCAA Tournament games

\* record adjusted for vacated games

^ - active coach; games through 2014-15 season

team All-America and National Freshman of the Year honors. He set or tied 10 Duke freshman records and became the first freshman in ACC history to earn conference player of the year accolades. Cook garnered second team Sporting News All-America and second team All-ACC honors, while establishing career-highs in scoring (15.3), field goal percentage (.453), free throw percentage (.891), three-point percentage (.395) and three-point field goals (102). Tyus Jones, a third team All-ACC pick, enjoyed a remarkable season filled with clutch performances on the biggest stages. He averaged 11.8 points and 5.6 rebounds per game, while setting Duke freshman records for games started (39), minutes played (1,322) and assist-to-turnover ratio (2.86:1). Jones was at his best in NCAA Tournament play earning Final Four and South Regional Most Outstanding Player honors. He became just the fourth freshman to earn Final Four MOP accolades and is the first Blue Devil to capture regional and Final Four MOP recognition in the same year. Winslow averaged 12.6 points and 6.5 rebounds per game to earn honorable mention All-ACC honors. He was also outstanding in the NCAA Tournament and was named to the NCAA South Regional All-Tournament and NCAA Final Four All-Tournament teams. In addition to its success on the court, Duke excelled in the classroom by placing five members on the ACC All-Academic team for the first time in program history.

"This has been my best group, as far as being together, that I've coached in 40 years," said Krzyzewski of the 2014-15 team. "For them to be so close and respond in such a magnificent way to what most people would call pressure situations is uncommon. Winning a National Championship is uncommon, but if you have an uncommon group, you have a better chance to do it."

On the court, Coach K has averaged more than 25 wins a season during his career at Duke and posted 14 30-win seasons, including 30 or more victories in 11 of the last 18 years. Krzyzewski's 14 30-win seasons are the most by any coach in college basketball history.

He has directed his teams to 12 Final Fours, tied for the most by a coach in NCAA history. Since 1985, Krzyzewski has an NCAA-record 88 NCAA Tournament victories, 23 more than the next-closest active coach (North Carolina's Roy Williams has 65 NCAA wins during this period). From 1986 to 2015, every Duke class except four (1998, 2008, 2009 and 2011) has played in at least one Final Four. Incredibly, 70 of 80 players who have completed four years of eligibility at Duke since 1986 have played in the Final Four, with 65 having played in at least one NCAA Championship game.

Obviously, Coach K has put a recruiting plan in motion that attracts the nation's best players each year. Seven members of this year's Duke team earned McDonald's All-America accolades as prep stars, including freshmen Brandon Ingram, Chase Jeter and Luke Kennard. Joining the rookies are Grayson Allen, Amile Jefferson, Matt Jones and Marshall Plumlee.

"There was no magic wand," said Krzyzewski. "It was a matter of hard work and organization and a little bit of luck. We had a plan and we stuck to it. In many ways it may have been better that there wasn't an abundance of talent when we arrived. If that had been the case, we may have taken certain things for granted instead of building a solid foundation."

"When things got tough, I always remembered something Vic Bubas told me just after I had come to Duke," recalled Krzyzewski. "He said, 'When you are building something that is going to be really strong, it takes time.' That gave me encouragement."

**Numerous Honors**

Although he has earned nearly every award imaginable, Krzyzewski was rewarded with the ultimate honor in basketball in 2001 when he was inducted into the Naismith Memorial Basketball Hall of Fame. He entered the Hall of Fame with Temple coach John Chaney and former NBA star Moses Malone. Since that induction, Krzyzewski has also been inducted into the Army Sports Hall of Fame (Sept. 11, 2009), Chicagoland Sports Hall of Fame (2010) and Duke Athletics Hall of Fame (2011).

Krzyzewski was honored in December of 2011 as Sportsman of the Year by Sports Illustrated. He shared the SI cover with Tennessee coaching legend Pat Summitt.

TIME magazine and CNN named Krzyzewski "America's Best Coach" in 2001 as part of a joint venture between the two media outlets. The criteria for the selection were not limited to any sport or any level of play.

"No college hoops coach has won more in the past two decades," wrote Josh Tyrangiel of TIME, "and Krzyzewski has accomplished all this with a program that turns out real-deal scholar athletes - kids who go to class, graduate and don't mind telling everyone about it."

In all, Coach K has been named the National Coach of the Year 12 times in eight different seasons by major organizations, including UPI and Chevrolet (1986), Naismith (1989), the NABC (1991), The Sporting News and Naismith (1992), Basketball Times (1997), the NABC and Naismith (1999), Chevrolet (2000) and the Victor Awards (2001). In 2004, he was named the Claire Bee Coach of the Year that honors the active Division I men's basketball coach who has made the most significant positive contribution to his sport during the preceding year.

In 1992, The Sporting News named him the Sportsman of the Year, becoming the first college coach to win the honor. The magazine said, "On the court and off, Krzyzewski is a family man first, a teacher second, a basketball coach third, and a winner at all three. He is what's right about sports..."

Coach K has been voted the ACC Coach of the Year five times, most recently in 2000. His five ACC Coach of the Year awards are second all-time among the coaching giants of the league.

His players know how special their coach, mentor and friend is.

"I played for the greatest college coach of all-time," said Shane Battier, one of the most decorated players in the history of the game. "It was an amazing journey."

Two-time National Player of the Year Jason Williams echoed Battier's sentiments: "It's a dream to play for a guy like that - a guy who's just a rock, who believes in you every second you're on the court. I love Coach K. I'd run through a brick wall for him."

STAFF

**Mike Krzyzewski & USA Basketball Experience**

Mike Krzyzewski has been a driving force in the USA's international basketball development program and will continue to be in the years ahead. Here's a list of his international coaching and administrative experience:

Year	Team	Record	Medal
1979	USA Pan American Games Team Assistant Coach	9-0	Gold Medal
1983	USA Olympic Festival South Team Head Coach	3-1	Gold Medal
1984	USA Olympic Team Trials Assistant Coach	Not Applicable	
1984	USA Olympic Team Special Assistant	8-0	Gold Medal
1987	USA World University Games Team Head Coach	7-1	Silver Medal
1990	USA Goodwill Games Team Head Coach	3-2	Silver Medal
1990	USA World Championship Team Head Coach	6-2	Bronze Medal
1992	USA Olympic Qualifying Team Assistant Coach	6-0	Gold Medal
1992	USA Olympic Team Assistant Coach - Barcelona Olympics	8-0	Gold Medal
2006	USA Senior National Team Head Coach - USA National Team Tour	5-0	
2006	USA Senior National Team Head Coach - FIBA World Championship	8-1	Bronze Medal
2007	USA Senior National Team Head Coach - FIBA Americas Championship	10-0	Gold Medal
2008	USA Senior National Team Head Coach - USA National Team Tour	5-0	
2008	USA Senior National Team Head Coach - Beijing Olympics	8-0	Gold Medal
2010	USA Senior National Team Head Coach - USA National Team Tour	4-0	
2010	USA Senior National Team Head Coach - FIBA World Championship	9-0	Gold Medal
2012	USA Senior National Team Head Coach - USA National Team Tour	5-0	
2012	USA Senior National Team Head Coach - London Olympics	8-0	Gold Medal
2014	USA Senior National Team Head Coach - USA National Team Tour	4-0	
2014	USA Senior National Team Head Coach - FIBA World Cup	9-0	Gold Medal
<b>Totals</b>	<b>14 International Medal Competitions</b>	<b>125-7 (.947)</b>	<b>10 Gold / 2 Silver / 2 Bronze</b>



Quinn Cook mirrored some of those same sentiments from Williams and Battier following Duke's championship run in 2015. "Coach K is the greatest. He wasn't focused on getting his fifth championship. He was focused on getting our first together. We're all just blessed to be a part of this Duke program. To be next to Coach, he's been like a father to me and to have him next to me and having his arm around me as we watched 'One Shining Moment' was probably the best moment of my life."

In 2005, Krzyzewski became the youngest recipient of the Distinguished Graduate Award at the United States Military Academy. He garnered another prestigious military honor in 2014 when he was awarded the George Catlett Marshall Medal, the highest award presented by the Association of the United States Army. The Marshall Medal is awarded annually to an individual, who has exhibited selfless service to the United States of America.

"As an exceptional patriot, Mike Krzyzewski is not only an American icon familiar to the nation while pacing on the sidelines during a Blue Devils basketball game, but he is also an extraordinary mentor to our nation's youth - both military and civilian," said AUSA president Gen. Gordon R. Sullivan, USA, Ret. "He is acclaimed for successfully molding character, mentoring our young men and women, and developing leadership through his example and athletic programs."

Krzyzewski has been named the USA Basketball Coach of the Year in 2006, 2007, 2008, 2009, 2012 and 2014. He was named recipient of the United States Sports Academy's 2012 Amos Alonzo Stagg Coaching Award after guiding Team USA to the gold medal in the London Olympics. Krzyzewski also received the Stagg Coaching Award in 1992 and 2009.

**Coach K and USA Basketball**

Krzyzewski has been a prominent figure on the USA Basketball scene throughout his career. On Oct. 26, 2005, his role on the international basketball world was thrust into the limelight when he was named head coach of the USA Basketball Men's Senior National Team.

During his tenure at the helm of Team USA, the Men's Senior National Team has amassed an extraordinary 75-1 record and has secured gold medals at the 2007 FIBA Americas Championship, 2008 Beijing Olympics, 2010 FIBA World Championship, 2012 London Olympics and 2014 FIBA World Cup as well as a bronze medal at the 2006 FIBA World Championship.

Coach K helped USA Basketball regain its position in international basketball during his first stint as the national team coach (2005-08) by instilling the same team-first principles he utilizes as the foundation for success at Duke.

In his first competition as head coach of the program, Krzyzewski led a team that included former Duke standouts Elton Brand and Shane

Battier to an 8-1 record and a bronze medal finish at the 2006 FIBA World Championship in Japan.

The following summer, Coach K led the USA squad to a gold medal in the 2007 FIBA Americas Championship, posting a 10-0 record and winning by an average of 39.5 points per game. They defeated Argentina, 118-81, in the gold medal game to automatically qualify for the 2008 Olympics.

In the summer of 2008, Krzyzewski guided the USA squad to a gold medal at the 2008 Olympic Games in Beijing. Team USA reclaimed Olympic gold with a 118-107 victory over Spain in the championship game, while also further changing a negative perception of basketball in the United States along the way. Team USA averaged 106.0 points per game with an average margin of victory of 27.9 points per game during its gold medal run and also restored a tarnished image by winning over fans and fellow athletes with its presence off the court in Beijing. While earning praise for its unselfish play on the court, members of Team USA were equally admired for their patriotic support of American athletes in their quests for Olympic gold.

"It has been tagged as the most selfish basketball nation on Earth, but the U.S. showed teamwork and intensity normally not seen at any place other than, say, Duke University," said Los Angeles Times columnist Bill Plaschke during Team USA's gold medal run in 2008.

On July 21, 2009, it was announced that Krzyzewski would return as the head coach of the USA Basketball Senior National Team.

"When you have a good thing going you don't mess with it. Mike and the staff did an incredible job last quad and he is more than entitled to have another run at it. I've said it over and over, he was the right guy at the right time and that is still true," said Jerry Colangelo, who served as the Managing Director of the USA Basketball Men's National Team program, at the time of the announcement.

Krzyzewski's second term as the national team coach began with a gold medal performance at the 2010 FIBA World Championship in Istanbul, Turkey. With a group that featured six players under the age of 22, Team USA posted a 9-0 mark to capture the gold medal in the FIBA World Championship for the first time since 1994. The U.S. squad had a +24.9 points per game scoring margin with double-digit wins in eight of nine contests.

Team USA once again claimed Olympic gold in 2012 in London, posting a 107-100 win over Spain. While some experts speculated that outside shooting could be the downfall of the 2012 squad, Coach K and his staff gave the players the confidence to take their open shots against international teams' zone defenses. The group, led by Kevin Durant and Carmelo Anthony, responded by setting an Olympic record with 129 three-point field goals (16.1 3pg.) and shooting 44.0 percent from three-point range during the tournament. Team USA's finest shooting performance came in a 156-73 win over Nigeria in pool

STAFF

**Krzyzewski's Coaching Tree**

**Former Players**

Vince Taylor	Duke '82
Assistant Coach	Texas Tech
Chip Engelland	Duke '83
Assistant Coach	San Antonio Spurs
Todd Anderson	Duke '85
Assistant Coach	Pro Basketball - Qatar
Johnny Dawkins	Duke '86
Head Coach	Stanford
Tommy Amaker	Duke '87
Head Coach	Harvard
Billy King	Duke '88
General Manager	Brooklyn Nets
Quin Snyder	Duke '89
Head Coach	Utah Jazz
Bobby Hurley	Duke '93
Head Coach	Arizona State
Antonio Lang	Duke '94
Assistant Coach	Utah Jazz
Chris Collins	Duke '96
Head Coach	Northwestern
Jeff Capel	Duke '97
Associate Head Coach	Duke
Steve Wojciechowski	Duke '98
Head Coach	Marquette
Chris Carrawell	Duke '00
Assistant Coach	Marquette
Nate James	Duke '01
Assistant Coach	Duke

Chris Duhon	Duke '04
Assistant Coach	Marshall
Patrick Johnson	Duke '06
Head Coach	Citrus College
Greg Paulus	Duke '09
Assistant Coach	Ohio State
Jon Scheyer	Duke '10
Assistant Coach	Duke
Tyler Thornton	Duke '14
Graduate Manager	Marquette

**Former Assistant Coaches**

Mike Brey	George Wash. '82
Head Coach	Notre Dame
^ Brian DeStefano	Duke, '04
Assistant Coach	Harvard
* Mike Schrage	Indiana, '98
Assistant Coach	Stanford

\* Schrage was the director of basketball operations at Duke from 2002-08 and a member of the staff from 1999-2008.

^ DeStefano served as a graduate assistant/head team manager in 2006-07. He was also a student manager from 2003-06.



STAFF

play. Krzyzewski's group set Olympic records for three-pointers (29, including 10 from Anthony), three-point percentage (.630) and points scored (156) in the win.

Krzyzewski closed out his second quadrennial in charge of the USA Men's Senior National Team with a 50-game win streak, while becoming the first U.S. coach of multiple Olympic teams since the legendary Henry Iba, who won gold in 1964 and 1968 and coached the team that lost the controversial 1972 gold-medal game to the Soviet Union.

Following the 2012 London Olympics, Krzyzewski announced that he would not return as head coach of the USA Basketball Senior National Team. Colangelo continued to stay in touch with Coach K throughout the season and stepped up his courtship in May. On May 23, 2013, USA Basketball and Colangelo got their wish when it was announced that Krzyzewski would return as head coach of the USA Basketball Senior National Team from 2013-16.

"About four years ago, I was asked about Coach K's return, and what I said then is still true now - when you have a good thing going, you don't mess with it," said Colangelo. "He was and still is the right man to coach the USA National Team. We've seen the value of continuity and Coach K's return gives our national team program another four years of continuity. Together, we have been able to build on the program's successes of each year and again establish the United States as the world's number one basketball country."

"It is tough to give up something you've absolutely loved doing for seven years, the people you're doing it with, and most importantly, the country you're doing it for," said Krzyzewski. "As a result of my ongoing desire to coach, I've decided I'd like to continue as head coach of the Men's National Team especially since USA Basketball wanted me to do so. It just seems like the right thing to do. There is no greater honor than to coach your country's team and to be afforded the unique opportunity to be the National Team coach three times is incredible."

Krzyzewski once again took advantage of the opportunity at the 2014 FIBA World Cup leading Team USA to a 9-0 mark and the gold medal despite guiding a squad absent of USA Basketball mainstays LeBron James, Anthony, Durant and Russell Westbrook. With six players averaging double figures, the USA led the 24-team World Cup field in scoring offense (104.6 points a game), scoring margin (+33.0), field goal percentage (.524), rebounding (44.8), rebounding margin (+9.0), defensive rebounds (29.9), assists (20.4), steals (12.1) and turnover margin (+8.3). The USA's +33.0 points per game differential was the most of a U.S. men's team in a FIBA World Cup or Olympic Games since the 1994 World Championship (+37.8).

"I said previously, if we were to have won this year with all of the adversity that we went through this would be the sweetest of all of the championships, and I feel that way," said Colangelo following the 2014 FIBA World Cup. "The amazing thing about all that has happened is that we have used so many different players to win these championships, which is a testament to the game in our country and the depth of talent that we have, and to our staff and the leadership of Coach K and our assistant coaches. I couldn't be more proud of our team."

USA Basketball has won each of the past two FIBA World Cup (formerly World Championship) events to join Brazil (1959 and 1963) and Yugoslavia (1998 and 2002) as the only countries to earn back-to-back FIBA world titles since the event was initiated in 1950.

Duke players have also had a prominent impact in the Olympics as eight of Krzyzewski's former players have competed for five different countries in the Olympics. In 2012, former Blue Devils Luol Deng (Great Britain) and Martynas Pocius (Lithuania) competed in the London Olympics.

Krzyzewski supports his players' efforts to participate in international basketball with over 100 former Duke players competing in international tournaments, including three current players - Brandon Ingram, Chase Jeter and Luke Kennard - who have competed on USA Basketball teams at various international events.

"Duke players have been pretty well schooled fundamentally," said Colangelo on the Blue Devils' success with USA Basketball. "They have been well coached and really understand what it takes to be successful and what it necessitates in the way of work so it is really good bloodlines."

Six former Blue Devils (Elton Brand, Chris Duhon, Kyrie Irving, Christian Laettner, Jabari Parker and Shelden Williams) have earned USA Basketball Male Athlete of the Year honors. Irving earned the accolade after pacing the U.S. to a 9-0 record and a gold medal at the 2014 FIBA World Cup, taking home tournament MVP honors in the process. Parker claimed the award in 2011 after helping Team USA to a perfect 5-0 record and the gold medal at the 2011 FIBA Americas U16 Championship. Williams, who led the U.S. team to an 8-0 record and a gold medal at the World University Games in Turkey in 2005, was also named the USA Basketball Male Athlete of the Year, while Duhon earned the same honor in 2001 after leading the World Championship for Young Men Team to the gold medal in Japan. Brand was named USA Basketball Male Athlete of the Year in 1998, while Laettner was the first Blue Devil to claim the award in 1991.

Krzyzewski has always been an active part of USA Basketball in various roles, serving as past chairman of the Player Selection Committee for all of the United States' teams, including the 1991 Pan Am and 1992 Olympic teams. Coach K was an assistant to Chuck Daly (a former Duke assistant coach) at the Olympics and won the gold medal in Barcelona with the 1992 "Dream Team." Christian Laettner was a member of that team, while 1994 graduate Grant Hill was a part of "Dream Team II" in Atlanta.

Coach K was the USA head coach in 1990 when he led the Americans to a bronze medal at the World Championships and a silver medal at the Goodwill Games in Seattle. He also paced Team USA to a silver medal at the 1987 World University Games and was a special assistant to Bob Knight at the 1984 Olympics. In addition, he has had previous coaching duties at the National Sports Festival (gold medal in 1983) and Pan Am Games.

**The Coaching Tree**

Sustained success under Mike Krzyzewski has presented coaching opportunities for several of his former players and assistant coaches from both Army and Duke. In all, over 20 of Coach K's former players or assistants are coaching in the collegiate or professional ranks, including six Division I collegiate head coaches Tommy Amaker (Harvard), Mike Brey (Notre Dame) Chris Collins (Northwestern), Johnny Dawkins (Stanford), Bobby Hurley (Arizona State) and Steve Wojciechowski (Marquette). In addition, former player Billy King is a general manager of the Brooklyn Nets, while Quin Snyder is the head coach of the Utah Jazz and Grant Hill is a part of the new ownership group of the Atlanta Hawks.

Krzyzewski has had 11 former players spend a portion of their coaching careers as members of the Duke staff, including his entire staff for the 2015-16 season.

**Success On and Off the Court**

When Coach K came to Duke in the spring of 1980, he found a program that was searching for strong leadership and a rebirth of the success that Blue Devil fans had come to know and love. As he enters his 36th season at the helm, the numbers more than prove the faith that former athletic director Tom Butters put in the young, unproven coach to assemble a basketball program consistently ranking in the upper echelon of the country.

Krzyzewski runs a quality program from top to bottom, from the players he recruits to the performance of his teams on the floor, year in and year out.

"I want Duke basketball to be good on a continuing basis," said

Krzyzewski. "All along it has been my goal to give Duke a program that will last, one that will be nationally ranked and worthy of postseason play every year."

No words can better describe the basketball program he has established at Duke University. Krzyzewski has led his Blue Devils to overwhelming success while building a program that will continue to flourish in the years to come.

The term "student-athlete" is used over and over in college athletics, but the Duke basketball team truly exemplifies the ideal. During Krzyzewski's time in Durham, the Blue Devils had 64 All-ACC Academic Team selections, including a program-best five members in 2015.

Krzyzewski has had five different players collect a total of eight CoSIDA Academic All-America accolades, including Mason Plumlee who garnered first team honors in 2012 and 2013. Plumlee, along with Shane Battier, Mike Gminski and Jim Spanarkel, are the only two-time first team Academic All-America selections in Duke basketball history. In June of 2015, Battier became the first player under Krzyzewski and Duke's second overall to be inducted into the CoSIDA Academic Hall of Fame (Mike Gminski, 2006).

**Prior to Duke**

Krzyzewski's teams take nothing for granted on the court. The core of their success is pressure man-to-man defense, developed over the years with hard work in practice, commitment to excellence and attention to detail. Coach K's players believe in their system and know that when they win, it is largely because of excellent team defense.

His disciplined, mentally tough teams could be seen as an outgrowth of Coach K's own upbringing. He went to West Point to enroll in the U.S. Military Academy and receive a quality education, play basketball and become an officer in the Army.

From 1969-74, Krzyzewski served his country. He directed service teams for three years and then followed that up with two years as head coach of the U.S. Military Academy Prep School in Belvoir, Va.

In 1974, he resigned from the Army having attained the rank of Captain. When Krzyzewski was just 26, Bob Knight, his former coach at Army, called and offered him a graduate assistant slot at Indiana University. That 1975 squad posted an 18-0 Big Ten mark and a 31-1 record.

Prior to joining the Duke program, Krzyzewski spent five years building the program at his alma mater in West Point. He led the Cadets to one NIT berth, one ECAC playoff appearance and a five-year record of 73-59.

**STAFF**

**Coach K Quick Facts**

<b>Born</b>	Michael William Krzyzewski February 13, 1947 Chicago, Ill.	<b>Coaching Career</b>	Head Coach Service Teams, 1969-72 Head Coach, U.S.M.A. Prep School (Fort Belvoir, Va.), 1972-74 Graduate Assistant Coach, Indiana University, 1974-75 Head Coach, United States Military Academy, 1975-80 Head Coach, Duke University, 1980-present USA Basketball Senior National Team Head Coach, 2006-present	<b>NCAA Titles</b>	1991, 1992, 2001, 2010, 2015
<b>High School</b>	Weber High School Chicago, Ill.	<b>Coaching Honors</b>	NABC District II Coach of the Year, 1977 Metropolitan New York Basketball Writers Coach of the Year, 1977 Head Coach, National Sports Festival, 1983 NABC District III Coach of the Year, 1984, 1992, 1994 ACC Coach of the Year, 1984, 1986, 1997, 1999, 2000 Nat. Coach of the Year, 1986, 1989, 1991, 1992, 1997, 1999, 2000, 2001 U.S. Head Coach, World University Games, 1987 U.S. Head Coach, World Championships and Goodwill Games, 1990 U.S. Assistant Coach, Olympics, 1992 Amos Alonzo Stagg Coaching Award, 1992, 2009, 2012 President, NABC, 1998-99	<b>ACC Regular Season Titles</b>	1986, 1991, 1992, 1994, 1997, 1998, 1999, 2000, 2001, 2004, 2006, 2010
<b>College Career</b>	Three-year letterman Army, 1967-69	<b>College Degree</b>	B.S., U.S.M.A. June, 1969	<b>ACC Tournament Titles</b>	1986, 1988, 1992, 1999, 2000, 2001, 2002, 2003, 2005, 2006, 2009, 2010, 2011
<b>College Honors</b>	Team Captain, 1968-69 Second-Team All-NIT, 1969 North-South Game, 1969	<b>Military Service</b>	Army Officer, 1969-74 Resigned as Captain, 1974	<b>Family</b>	<b>Wife</b> Carol (Mickie) Marsh <b>Daughters</b> Debbie Savarino Lindy Frasher Jamie Spatola
				<b>Grandchildren</b>	Joey Savarino (11/16/99) Michael Savarino (3/26/01) Carlyn Savarino (11/21/03) Emelia Savarino (11/21/03) Quin Frasher (7/26/06) Remington Frasher (5/22/09) John David Spatola (11/10/09) Mackenzie Carol Spatola (1/04/12) Caden Brodie Frasher (7/15/13)

**Community Service**

Krzyzewski has been heavily involved in community service both locally and on the national stage throughout his coaching career. He is currently an honorary co-chair of C-Change, while also assuming vital roles with the Duke Children's Hospital, the Jimmy V Foundation for Cancer Research and the NABC Foundation.

On Jan. 18, 2014, the 41st President of the United States and co-founder/chairman of CEO Roundtable on Cancer [C-Change], George H.W. Bush, traveled to Durham to recognize Krzyzewski for his personal commitment and leadership in working toward eliminating cancer as a public health threat.

Krzyzewski is also on the board of the Jimmy V Foundation for Cancer Research and has been active in the foundation since inception in 1993. Most recently, he and his wife, Mickie, hosted the 2013 V Foundation Napa Valley Wine Celebration, an event that raised more than \$9 million for cancer research.

Currently an honorary chairman of the Duke Children's Hospital, Krzyzewski participates annually in the Children's Hospital Radiothon and was extremely active in past events such as the Duke Children's Miracle Network Telethon and the Duke Children's Classic.

Coach K's charitable activities also include the establishment and funding of the Emily Krzyzewski Center, a community center in Durham named after his mother. The Center's mission is to inspire economically disadvantaged students to dream big, act with character and purpose, strive for academic excellence, and reach their highest potential as future citizen leaders. In 2002, several of Duke's former basketball stars, including Grant Hill, Christian Laettner, Shane Battier, Mike Dunleavy and Danny Ferry, returned to campus for the Duke All-Star Charity Hoopla, with the game and surrounding events helping raise significant funds for the Duke/Durham Neighborhood Partnership and the Emily K Center.

Krzyzewski's emphasis on education and literacy was recognized in 2000 when he was named the first recipient of the GTE Reads with the NABC Literacy Champion Award. In honor of Krzyzewski's selection, GTE (now Verizon) donated \$10,000 to support Duke Athletics' literacy program, Verizon Read with the Blue Devils.

The USBWA honored Krzyzewski in 2012 with the Wayman Tisdale Humanitarian Award, given annually to an individual involved in college basketball who has made a significantly positive impact on society.

Krzyzewski, along with his Duke and USA Basketball teams, have also been active in the military community by participating in Hoops for Troops and the Wounded Warriors Project.

**Coach K and the Duke Community**

The students at the university are also an important part of Coach K's life. He appreciates their support and often finds a way to include the students, especially those camped out in Krzyzewskiville, a tent community erected each season outside of Cameron Indoor Stadium for students wanting to get a head start on securing entrance to games. He has been known to treat the fans camping out for days, or even weeks, to a pregame strategy session in Cameron or to buy them pizzas while they wait in line. He knows that the unique relationship between his team and the student body is what makes Duke special. The "Cameron Crazies" are regarded as some of the best fans in all of sports.

The university also recognized his vital role on campus, awarding him Duke's highest honor - the Medal of Honor - at the University Founders' Day Convocation in 1997.

In September 2001, Krzyzewski and his wife Mickie created the Krzyzewski Family Scholarship Endowment for Duke students from the Carolinas. The \$100,000 scholarship, the result of the Krzyzewskis' gift and additional funds from The Duke Endowment of Charlotte, will provide assistance to undergraduates from North and South Carolina.

"Mickie and Mike Krzyzewski both do so much for our university," said former Duke President Nan Keohane following the gift. "Their many contributions to our athletic program are well known, and their support of undergraduate academic and residential life at Duke should be, as well."

During the fall of 2002, Coach K received an Honorary Alumnus Award from the Duke Medical Center for his contributions to the Duke Children's Health Center. Krzyzewski and his family have made the center a focal point in their efforts to raise the standard of clinical care for children.

**Coach K: Author**

Add another piece to Krzyzewski's already impressive resume - best-selling author. Coach K has co-authored two books with Texas writer Don Phillips published by Warner Books. "Leading with the Heart," emphasizing



Krzyzewski's successful strategies for basketball, business and life, was released in 2000. It reached the New York Times best-seller list.

The story of Duke's 2001 national championship season, "Five-Point Play," was released in the fall of 2001. The book relives Duke's journey toward the 2001 NCAA title, the school's third in an 11-year span.

Krzyzewski also co-wrote a book with Duke Sports Hall of Famer Bill Brill entitled "A Season is a Lifetime" following the 1992 national championship. Following the 2008 Olympics, Krzyzewski and his daughter Jamie K. Spatola co-authored their second book together, titled "The Gold Standard: Building a World-Class Team." The book was released on April 6, 2009, and featured Coach K's guide to team building, illustrated with experiences from his three years coaching the team that would ultimately win Olympic gold.

Krzyzewski and his daughter Jamie also wrote "Beyond Basketball: Coach K's Keywords For Success," which was released in October 2006.



Mike Krzyzewski vs. All Competition

Table with columns for Team, Army (H, A, N), Duke (H, A, N), Overall, and a second set of columns repeating the same structure for a second table. The table lists numerous basketball teams and their respective game outcomes and overall records.

STAFF

**March 18, 1980** – Mike Krzyzewski is introduced as Duke's head basketball coach.

**Nov. 29, 1980** – Krzyzewski wins his first game as Duke's coach, 67-49 over Stetson.

**Jan. 21, 1981** – A 56-47 win at N.C. State gives Krzyzewski his first victory against ACC competition. Gene Banks plays 40 minutes for Duke, scoring a game-high 23 points on 9-of-14 shooting.

**Feb. 15, 1984** – Duke wins its first game as a ranked team under Coach K, 80-69 over Stetson, and gets its first 20-win season since 1980. David Henderson scores 18 points, making all six field-goal attempts and all six foul shots.

**March 10, 1984** – A 77-75 victory over North Carolina, aided by four David Henderson free throws, gives Krzyzewski his first win over a top-ranked team and his first trip to the ACC Tournament title game.

**Feb. 27, 1985** – Duke beats Clemson, 90-73, in Durham, to give Krzyzewski his first winning season in the ACC (8-6). Johnny Dawkins scores 19 points, making 8-of-10 field goal attempts and all three of his foul shots.

**March 15, 1985** – A 75-62 victory over Pepperdine gives Krzyzewski his first victory in the NCAA Tournament. David Henderson scores 22 points and Johnny Dawkins nets 21.

**Feb. 26, 1986** – Playing as the No. 1 team for the first time under Krzyzewski, Duke beats Clemson, 77-69, to set a school record for most victories in a season (28). Johnny Dawkins scores 27 points on 11-of-16 shooting.

**March 2, 1986** – An 82-74 victory over North Carolina gives Duke its first ACC regular season title since 1966 and its first perfect home record (15-0) since 1978.

**March 7, 1986** – Duke beats Wake Forest, 68-60, in the first round of the ACC Tournament to give Krzyzewski his first 30-win season.

**March 9, 1986** – A 68-67 win over Georgia Tech gives Krzyzewski his first ACC Tournament championship.

**March 23, 1986** – Duke beats Navy, 71-50, to send Krzyzewski to his first Final Four. Johnny Dawkins scores 28 points, and Duke overcomes a 23-point, 10-rebound effort by David Robinson.

**March 29, 1986** – A 71-67 win over Kansas puts Krzyzewski in his first national championship game and makes Duke the first team in NCAA history to win 37 games in a season. The Blue Devils limit Kansas All-American Danny Manning to four points on 2-of-9 shooting.

**March 31, 1986** – Louisville beats Duke, 72-69, to deny the Blue Devils the national championship. Duke finishes 37-3, setting school records for wins and winning percentage (.925).

**March 13, 1988** – A 65-61 win over North Carolina gives Krzyzewski his second ACC Tournament title.

**March 26, 1988** – Duke upsets No. 1 Temple, 63-53, to send Krzyzewski to his second Final Four. Kevin Strickland and Danny Ferry combine for 41 points. The Blue Devils limit the Owls to 28.6 percent shooting.

**April 2, 1988** – Kansas hands Duke a 66-59 defeat in the national semifinals before a partisan Jayhawk crowd in Kansas City. The Blue Devils finish the year with a 28-7 record.

**Nov. 19, 1988** – Duke opens a season as the nation's top-ranked team for the first time under Krzyzewski, beating Kentucky, 80-55.

**March 26, 1989** – An 85-77 victory over Georgetown sends Duke to the Final Four for the second straight season.

**April 1, 1989** – Seton Hall beats Duke in the national semifinals in Seattle, 95-78, overcoming an 18-point first half deficit and 34 points by National Player of the Year Danny Ferry. The Blue Devils, who finish 28-8, set a school record for highest field-goal percentage for a season (.537).

**Feb. 12, 1990** – A 102-67 rout of Stetson makes Krzyzewski the first Duke coach with seven consecutive 20-win seasons.

**March 16, 1990** – Duke beats Richmond in the first round of the NCAA Tournament, 81-46, making Krzyzewski the Blue Devils' winningest coach with 227 victories. Coach K also gets his 300th career victory.

**March 24, 1990** – Duke becomes the seventh school to earn three straight Final Four trips, beating Connecticut, 79-78, on a 15-foot shot at the buzzer by Christian Laettner.

**March 31, 1990** – A 97-83 victory over Arkansas sends Krzyzewski into his second NCAA title game.

**April 2, 1990** – UNLV defeats Duke, 103-73, to win the NCAA championship. The Blue Devils finish the season with a 29-9 mark.

**Feb. 27, 1991** – Duke beats Clemson, 79-62, to finish 16-0 at home and set a record for most home victories in a season.

**March 3, 1991** – An 83-77 upset of North Carolina in Chapel Hill gives Krzyzewski his second regular season ACC championship. Bobby Hurley makes 4-of-6 three-point shots to finish with 18 points and tie Christian Laettner for high scoring honors.

**March 24, 1991** – Duke's 78-61 victory over St. John's enables Coach K to join John Wooden as the only men to coach in four consecutive Final Fours.

**March 30, 1991** – Duke upsets unbeaten UNLV, considered at the time the greatest team in college basketball history, 79-77, to advance to the NCAA championship for the fifth time and avenge its 1990 loss to the Rebels.

**April 1, 1991** – Krzyzewski's 336th career victory gives him his first national title. Duke beats Kansas, 72-65. Christian Laettner is named the most outstanding player, scoring a game-high 18 points and going 12-for-12 from the foul line.

**Feb. 1, 1992** – Duke sets a school record for most consecutive wins to open a season (17), beating Notre Dame, 100-71.

**March 15, 1992** – A 94-74 victory over North Carolina gives Duke its third ACC Tournament title under Krzyzewski and avenges a 22-point loss to the Tar Heels in the 1991 title game.

**March 28, 1992** – In perhaps the best college basketball game in history, Christian Laettner hits a buzzer-beating jumper on a long inbounds pass from Grant Hill, and Duke gets a 104-103 overtime win over Kentucky to earn its fifth straight Final Four appearance.

**April 6, 1992** – Duke beats Michigan, 71-51, in front of a record crowd of 50,379 to join UCLA as the only teams to repeat as national champions. The Blue Devils (34-2) become the first team since Indiana in 1976 to stay No. 1 from the preseason ranking through the postseason tournament.

**Summer, 1992** – Krzyzewski is an assistant coach to Chuck Daly on the U.S. Olympic team featuring Michael Jordan, Larry Bird and Magic Johnson. Christian Laettner is the lone collegiate player on the "Dream Team," which wins the gold medal in Barcelona, Spain.

**Dec. 7, 1992** – Duke's 103-72 home victory over Northeastern gives Krzyzewski his 300th win as Duke's coach, three games into his 13th season.

**March 18, 1993** – Duke's 105-70 first round victory over Southern Illinois is the Blue Devils' 13th straight win in the NCAA Tournament – the second-longest streak in history.

**March 20, 1993** – California ends Duke's run of five straight trips to the Final Four with an 82-77 win in the second round of the NCAA Tournament.

**Dec. 22, 1993** – Krzyzewski gets his 400th career coaching victory, 79-76 over Iowa.

**Jan. 10, 1994** – Duke beats Brown, 89-71, in Durham, to earn its 100th victory over a four-year span, then a school record.

**March 2, 1994** – Duke beats Maryland in College Park, 73-69, to give Krzyzewski his fourth regular season ACC championship.

**March 26, 1994** – Duke upsets Purdue, 69-60, to advance to the Final Four for the sixth time in seven years. Coach K moves into third place on the list of most Final Four appearances, trailing John Wooden (12) and Dean Smith (11).

**April 2, 1994** – Playing where it had lost in the second round of the ACC Tournament five games earlier, Duke overcomes a 13-point deficit against Florida to advance to the NCAA title game with a 70-65 victory in Charlotte. Cherokee Parks' 11 points and 11 rebounds lead Duke to its fifth championship game under Coach K (fourth in five years).

**April 4, 1994** – With President Clinton in attendance, Arkansas denies Duke its third championship in four years with a 76-72 victory. Grant Hill has 12 points and 14 rebounds in his last game for the Blue Devils, who go 28-6 for the season.

**Nov. 29, 1995** – Duke beats UNC Greensboro, 71-57, to extend its school record for consecutive non-conference home wins to 95 games.

**Feb. 27, 1997** – Duke beats Maryland, 81-69, in Durham, to give Krzyzewski his fifth regular season conference championship.

**March 14, 1997** – Krzyzewski gets his 400th win at Duke, improving his record to 400-148 with a 71-68 triumph over Murray State in the first round of the NCAA Tournament.

**Sept. 1997** – Duke recognizes Krzyzewski's leadership by awarding him its highest honor – the University Medal of Honor – for his many contributions to the school.

**Nov. 26, 1997** – Duke upsets Arizona in the Maui Invitational, 95-87, to give Krzyzewski his fifth victory against top-ranked teams – the most by any active coach.

**Feb. 28, 1998** – After watching his Blue Devils rally from a 17-point second half deficit, Krzyzewski gets his 500th coaching victory and his second straight ACC regular season championship with a 77-75 home win over North Carolina. Coach K becomes the 76th coach to win 500 games as the Devils finish unbeaten at home and become the first team to win 15 conference games in a season.

**June 26, 1998** – Duke christens the Michael W. Krzyzewski Human Performance Lab. Working with the latest in high-tech instrumentation, a multidisciplinary team of orthopaedic surgeons and biomechanical engineers strive to better understand how muscles, bones, tendons and ligaments respond to the pressures of competition.

**Feb. 20, 1999** – Duke ties a school record with its 36th straight home victory, a 92-65 rout of Clemson. The Blue Devils go unbeaten at home for the second straight year and fifth time under Krzyzewski.

**Feb. 27, 1999** – Duke beats North Carolina by 20 points in Chapel Hill, 81-61, to become the first team to finish 16-0 in the ACC. The Blue Devils set a school record with their 24th straight victory and go unbeaten in the ACC for the first time since 1963.

**March 7, 1999** – A 96-73 victory over North Carolina gives Krzyzewski his fourth ACC Tournament title. Duke wins its tournament games by an average margin of 25 points. The win caps a 19-0 ACC campaign for Duke.

**March 19, 1999** – Duke beats Southwest Missouri State in the NCAA Tournament, 78-61, to post its 30th straight victory and school-record 67th win over two years. The Blue Devils win 35 games in a season for the second time under Krzyzewski.

**March 21, 1999** – An 85-64 victory over Temple earns Duke its eighth Final Four trip under Krzyzewski.

**March 27, 1999** – Duke beats Michigan State, 68-62, to advance to the national championship game for the sixth time under Krzyzewski, who improves his record in the NCAA Tournament to 48-13 to pass John Wooden for second place on the all-time list. The Devils improve to 37-1, tying their own NCAA record for most victories in a season.

**March 29, 1999** – Connecticut stuns Duke, 77-74, in the national championship game. Though the Blue Devils fall shy of the title, they achieve school records for highest winning percentage over a two-year period (.920) and for a single season (.949).

**June 30, 1999** – Duke becomes the first school in the history of the NBA Draft to have four players from the same team – Elton Brand, Trajan Langdon, Corey Maggette and William Avery – selected in the first round. Brand, who became the first player to be taken number one under Coach K, Langdon and Maggette were lottery picks.

**Nov. 1999** – The Duke Basketball Legacy Fund is founded. The Legacy Fund currently has 30 partners making gifts of \$1 million or more to the program. The endowed fund will provide full support for one Duke player each year.

**Jan. 22, 2000** – Duke gets a 75-61 win at Wake Forest, setting records with its 28th straight ACC regular season victory and 49th ACC regular season victory in a span of four years. The Blue Devils set a school record with their 15th straight ACC road win.

**Feb. 9, 2000** – Maryland upsets Duke in Durham, 98-87, to end the Blue Devils' 31-game ACC regular-season winning streak, their 46-game home winning streak and their 26-game home winning streak against ACC teams.

**March 4, 2000** – Duke beats North Carolina in Durham, 90-76, to give Krzyzewski his eighth ACC regular season title – marking only the second time the Blue Devils have won four straight regular season conference championships.

**March 11, 2000** – Duke beats Wake Forest in the ACC Tournament semifinals, 82-73, to set a school record with its 119th victory over a four-year span. The Devils advance to the league championship game for the third year in a row and ninth time under Krzyzewski.

**March 12, 2000** – Duke wins its second straight ACC championship and fifth under Krzyzewski, beating Maryland, 81-68.

**March 24, 2000** – Florida upsets Duke in the NCAA Tournament, 87-78. Though the Devils finish one victory shy of a 30-win season, they post the highest winning percentage over a four-year period in school history (.859; 122-20).

**Nov. 17, 2000** – A 98-85 victory over Villanova in Durham gives Krzyzewski his 500th win as Duke's coach. He becomes just the third coach to win 500 games at one school in 21 seasons or fewer. Following the win, Duke unveils Coach K Court. The words Coach K Court appear in two squares at both ends of the fabled Cameron court.

**March 4, 2001** – Duke beats North Carolina in Chapel Hill, 95-81, to become the first team to win at least a share of the ACC regular season title five years in a row.

**March 11, 2001** – A 79-53 victory over North Carolina gives Krzyzewski coaching victory No. 600 and his sixth ACC championship.

**March 24, 2001** – With a 79-69 victory over Southern Cal, Duke gives Krzyzewski his ninth trip to the Final Four and sets a school record for wins over a three-year period (99).

**March 31, 2001** – Duke overcomes a record-setting 22-point first half deficit in a 95-84 victory over Maryland that sends Krzyzewski into his seventh national championship game. He becomes the first Duke coach to amass 100 wins in a span of just three seasons.

**April 2, 2001** – Duke beats Arizona, 82-72, to make Krzyzewski the fourth coach to win three NCAA crowns. The Blue Devils become the second team since the NCAA Tournament expanded to 64 teams to win every tournament game by at least 10 points. Duke sets NCAA records for wins in a four-year period (133) and all-time NCAA Tournament winning percentage (76.8).

**May 30, 2001** – In his first year of eligibility, Krzyzewski is voted into the Naismith Memorial Basketball Hall of Fame. He joins Temple's John Chaney and Texas Tech's Bob Knight as the only active college coaches to be enshrined.

**Sept. 5, 2001** – Krzyzewski and his wife, Mickie, create the Krzyzewski Family Scholarship Endowment for Duke students from the Carolinas. The \$100,000 scholarship provides assistance to undergraduates from North and South Carolina.

**Sept. 9, 2001** – Krzyzewski is named "America's Best Coach" – in any sport at any level – by CNN and *TIME* magazine.

**Oct. 5, 2001** – Krzyzewski is inducted into the Basketball Hall of Fame. His college coach, Bob Knight, is his presenter, and the pair share a tear-filled reunion in the Springfield Civic Center.

**Nov. 14, 2001** – The 54-year-old Krzyzewski signs a lifetime contract with Duke.

**Nov. 19, 2001** – Duke opens the 2001-02 season ranked No. 1 in the country, the fourth time under Krzyzewski that it has started a season as No. 1.

**Jan. 31, 2002** – Duke beats North Carolina by 29 points, 87-58, UNC's worst loss in the Dean Smith Center. The Blue Devils become the first team to win four straight games in Chapel Hill, getting their highest margin of victory over the Tar Heels under Krzyzewski.

**Feb. 24, 2002** – Duke rolls over St. John's on Coach K Court, 97-55, to give Krzyzewski his fifth straight 25-win season and 12th overall.

**March 4, 2002** – Duke routs North Carolina on Coach K Court, 93-68, to finish unbeaten at home (13-0) for the sixth time under Krzyzewski.

**STAFF**

**March 10, 2002** – Duke becomes the first school to win the ACC Tournament four years in a row, beating N.C. State 91-61 for its seventh ACC championship under Krzyzewski.

**March 14, 2002** – A No. 1 seed for an NCAA-record fifth straight year, Duke gets its seventh straight double-digit win in the NCAA Tournament, 84-37 over Winthrop. The Blue Devils give Krzyzewski his seventh 30-win season, second straight and fourth in five years.

**June 26, 2002** – Duke's Jason Williams (second) and Mike Dunleavy (third) become the second pair of teammates to be taken among the top three picks in an NBA Draft. The Blue Devil duo joined UCLA's Lew Alcindor and Lucious Allen, who went number one and three, in 1969. In addition, Carlos Boozer is chosen in the second round of the draft.

**Jan. 8, 2003** – Duke ascends to the No. 1 ranking in the AP poll for the sixth consecutive season. That night, Duke topples Georgetown, 93-86, at Cameron Indoor Stadium.

**March 16, 2003** – Duke earns its league-record fifth consecutive ACC Tournament championship with an 84-77 victory over N.C. State in Greensboro, N.C. Duke's Daniel Ewing was named MVP of the tournament.

**Jan. 3, 2003** – The Blue Devils defeat Clemson, 73-54, on the road as Coach K earns his 600th victory at Duke. He reaches this milestone in 776 games, making him the fourth-fastest coach to reach 600 victories at one school. Only Kentucky's Adolph Rupp (704), UCLA's John Wooden (744), North Carolina's Dean Smith (773), Krzyzewski and Western Kentucky's Ed Diddle (790) reached 600 victories at one school in fewer than 800 games.

**Jan. 21, 2004** – Following its win over No. 4 Wake Forest on Jan. 17, Duke travels to Maryland as the nation's No. 1 team for the seventh consecutive season, the second-longest such streak in NCAA history. After its 68-60 win, the Blue Devils hang on to the No. 1 ranking for four weeks during the 2003-04 season.

**Feb. 26, 2004** – Duke extends its winning streak in Cameron Indoor Stadium to 41 games with a 97-63 victory over Valparaiso. The Blue Devils' 41-game home winning streak is the second-longest in ACC and school history behind Duke's 46-game streak from 1997-2000. It would be ended in its next contest vs. No. 19 Georgia Tech a week later.

**March 28, 2004** – Duke outlasts Xavier, 66-63, to win the NCAA Atlanta Regional and advance to its 14th Final Four overall and 10th in the previous 19 seasons under Coach K.

**July 1, 2004** – Director of Athletics Joe Alleva holds a press conference to announce that the Los Angeles Lakers have approached Krzyzewski about their vacant head coaching position.

**July 5, 2004** – Krzyzewski announces that he has turned down the Los Angeles Lakers' offer to become head coach. "Duke has always taken up my whole heart," Coach K stated in a packed press conference that was aired live nationally.

**Dec. 12, 2004** – With an 82-54 victory over Toledo in Cameron Indoor Stadium, Krzyzewski picks up his 700th career win. He becomes the second fastest coach to reach the milestone behind Bob Knight.

**Jan. 5, 2005** – Duke defeats Princeton, 59-46, behind 21 points from J.J. Redick as the Blue Devils celebrate the 65th anniversary of Cameron Indoor Stadium. The game was played almost exactly 65 years to the day of the first game at Cameron, when Duke beat Princeton by a 36-27 count on January 6, 1940.

**March 13, 2005** – Krzyzewski and the Blue Devils celebrate the 2005 ACC Tournament championship with a 69-64 win over Georgia Tech.

**March 20, 2005** – Thanks to a 63-55 second round triumph over Mississippi State in Charlotte, Krzyzewski surpasses Dean Smith on the all-time NCAA Tournament victory chart with his 66th win.

**Oct. 26, 2005** – Krzyzewski is named the head coach of the USA Basketball Men's Senior National Team program for 2006-08.

**March 11, 2006** – With a 78-66 win over Wake Forest in the ACC Tournament semifinals at the Greensboro Coliseum, Krzyzewski posts his 750th career win.

**March 12, 2006** – In his 1,000th game as a head coach, Krzyzewski guides Duke to a 78-76 win over Boston College in the ACC Championship game, claiming his 10th conference tournament title.

**Feb. 18, 2007** – Krzyzewski records his 700th victory as the Duke head coach with a 71-62 win over Georgia Tech in Cameron Indoor Stadium. He became just the eighth coach to post 700 victories at one school and was the second fastest to do so behind Adolph Rupp of Kentucky.

**Sept. 2, 2007** – Coached by Krzyzewski, Team USA wins the FIBA Americas Championship gold medal with a 118-81 victory over Argentina. The USA goes 10-0 and wins by an average of 39.5 points per game. The gold medal win automatically qualifies the USA for a trip to the 2008 Olympic games in Beijing, China.

**March 1, 2008** – Krzyzewski becomes the sixth Division I head coach to reach 800 career wins with an 87-86 win at N.C. State. He is the third fastest coach to reach 800 career victories.

**Aug. 24, 2008** – With Krzyzewski at the helm, Team USA reclaims the gold medal at the 2008 Beijing Summer Olympics with a 118-107 victory over Spain. Krzyzewski guides the U.S. squad to a perfect 8-0 record in the Olympics as the team averaged 106 points per game while winning by an average margin of 27.9 points per contest.

**March 15, 2009** – Duke captures its 11th ACC Championship under Krzyzewski and 17th overall with a 79-69 victory over Florida State in the ACC Tournament finals at the Georgia Dome in Atlanta, Ga. The 17 titles ties Duke for the most in ACC history with North Carolina and is the eighth in 11 seasons for the Blue Devils.

**July 21, 2009** – Krzyzewski is named the head coach of the USA Basketball Men's Senior National Team program for 2009-2012. He will become the first U.S. coach of multiple Olympic teams since Henry Iba, who won gold in 1964 and '68 and coached the team that lost the controversial 1972 gold-medal game to the Soviet Union.

**Sept. 11, 2009** – Krzyzewski is inducted into the Army Sports Hall of Fame at a plaque unveiling ceremony held in the Kenna Hall of Army Sports inside the Kimsey Center.

**Feb. 13, 2010** – Duke earns a 77-56 victory over Maryland in Krzyzewski's 1,000th game at Duke, which came in the 71st year of Cameron Indoor Stadium.

**March 6, 2010** – With an 82-50 victory over North Carolina, the second largest win for Duke in the nation's biggest rivalry, the Blue Devils claim the 19th ACC regular season championship in school history and set a school record for home victories by finishing the season 17-0 in Cameron Indoor Stadium.

**March 14, 2010** – The Blue Devils repeat as ACC Tournament Champions by defeating Georgia Tech, 65-61, at the Greensboro Coliseum. With the title Duke passed North Carolina for most ACC Championships with 18, including nine in the last 12 seasons.

**March 28, 2010** – Duke defeats Baylor 78-71 in Houston to advance to the 11th NCAA Final Four under Krzyzewski. Nolan Smith pours in a career-high 29 points in front of 47,000 fans at Reliant Stadium.

**April 5, 2010** – Krzyzewski wins his fourth NCAA Championship at Duke with a 61-59 win over Butler at Lucas Oil Stadium in Indianapolis. Kyle Singler is named the Final Four Most Outstanding Player after recording 19 points and nine rebounds in the championship game. The four championships tie Krzyzewski with Adolph Rupp for second most all-time.

**Sept. 12, 2010** – Team USA defeats host Turkey, 81-64, to win the gold medal at the 2010 FIBA World Championship. The U.S. team finishes the tournament 9-0 with a +24.9 margin of victory. Kevin Durant, one of six players under the age of 22 on the team, is named tournament MVP after averaging 22.8 points per game.

**Sept. 15, 2010** – Krzyzewski is inducted into the Chicagoland Sports Hall of Fame. Chicago City Council and Mayor Richard M. Daley also make Sept. 15 "Mike Krzyzewski Day" in Chicago.

**Nov. 24, 2010** – Duke defeated No. 4 Kansas State, 82-68, for the O'Reilly Auto Parts CBE Classic championship and Krzyzewski's 800th win at Duke. He became the fifth coach to win at least 800 games at one school.

**Dec. 29, 2010** – Krzyzewski passes long time rival Dean Smith of North Carolina into second on the NCAA all-time victories list, recording his 880th career win in a 108-62 contest at UNC Greensboro.

**March 20, 2011** – The Blue Devils held on for a 73-71 victory over Michigan in the second round of the NCAA Tournament to hand Krzyzewski his 900th career win. He joined Bob Knight as the only two coaches with 900 or more career wins.

**Sept. 9, 2011** – Krzyzewski is inducted into the Duke Athletics Hall of Fame. Coach K is joined in the Hall of Fame class by Ben Bennett (football), Jenny Chuasiriporn (golf), Bobby Hurley (basketball) and Vanessa Webb (tennis).

**Nov. 15, 2011** – Duke defeats Michigan State, 74-69, at Madison Square Garden to give Krzyzewski an NCAA-record 903rd career coaching victory. Longtime mentor and previous record-holder Bob Knight calls the game for ESPN. Andre Dawkins makes six three-point field goals in a 26-point effort, while Seth Curry adds 20 points, seven rebounds, four assists and four steals in the win.

**Dec. 2012** – Krzyzewski is named Sports Illustrated Sportsman of the Year. He shares the Dec. 12, 2011 SI cover with women's basketball coaching icon Pat Summitt.

**Feb. 16, 2012** – Duke overcomes a 61-41 deficit with 11:33 to play in a 78-73 win over N.C. State. It is the largest second-half margin Duke has overcome in a victory under Coach K.

**April 16, 2012** – Krzyzewski is honored with the USBWA Wayman Tisdale Humanitarian Award. The Humanitarian Award honors an individual involved in college basketball who has made a significantly positive impact on society.

**Aug. 2, 2012** – Team USA sets an Olympic scoring record in a 156-73 win over Nigeria in pool play. Krzyzewski's group also sets Olympic records for three-pointers (29, including 10 from Carmelo Anthony) and three-point percentage (.630) in the win.

**Aug. 13, 2012** – Krzyzewski directs Team USA to a 107-100 win over Spain to claim the London Olympics gold medal. He closes out his tenure in charge of the USA Men's Senior National Team with a 50-game win streak, while becoming the first U.S. coach of multiple Olympic teams since the legendary Henry Iba, who won gold in 1964 and 1968 and coached the team that lost the controversial 1972 gold-medal game to the Soviet Union.

**Dec. 19, 2012** – Krzyzewski is named co-recipient of the 2012 USA Basketball National Coach of the Year Award after leading the USA Men's National Team to the gold medal at the 2012 Olympics in London. The award is the fifth for Krzyzewski, who also received the honor in 2006, 2007, 2008 and 2010.

**March 5, 2013** – Duke tops Virginia Tech, 85-57, at Cameron Indoor Stadium to give Coach K his 880th career victory at Duke. Krzyzewski moves past former North Carolina head coach Dean Smith into second place all-time in wins at one school.

**March 29, 2013** – The Blue Devils defeat Michigan State, 71-61, for their 30th win of the season. Coach K guides Duke to 30 or more wins in a season for an NCAA-record 13th time in his career.

**May 23, 2013** – USA Basketball Chairman Jerry Colangelo announces that Hall of Fame basketball coach Mike Krzyzewski will return as head coach of the USA Basketball Men's National Team for the 2013-16 quadrennium.

**June 12, 2013** – Krzyzewski receives the 2013 Dick Enberg Award, presented by the College Sports Information Directors of America (CoSIDA) at the fourth annual Capital One Academic All-America Hall of Fame Gala in Orlando, Fla.

**Jan. 18, 2014** – The 41st President of the United States and co-founder/chairman of CEO Roundtable on Cancer, George H.W. Bush, traveled to Durham, N.C., to recognize Krzyzewski for his personal commitment and leadership in working toward eliminating cancer as a public health threat. Former president Bush witnessed Duke's 95-60 rout of NC State before recognizing Coach K for his efforts and greeting the Duke team in the locker room following the victory.

**Jan. 25, 2014** – Duke tops Florida State, 78-56, at Cameron Indoor Stadium to give Krzyzewski his 900th career victory at Duke, joining Syracuse's Jim Boeheim as the only other Division I head coach to collect 900 victories at one school.

**Sept. 14, 2014** – Krzyzewski leads the U.S. Men's Senior National Team to a 129-92 win over Serbia in the gold medal game of the 2014 FIBA World Cup in Spain. Former Duke standout Kyrie Irving is named tournament MVP, while Team USA extends its win streak to 63 consecutive games under Coach K.

**Dec. 18, 2014** – Krzyzewski is named USA Basketball Co-Coach of the Year. It was an unprecedented sixth such honor for Coach K (2006, 2007, 2008, 2010, 2012, 2014).

**Jan. 25, 2015** – Krzyzewski becomes the first Division I men's basketball coach to win 1,000 games as Duke defeats St. John's, 77-68, at Madison Square Garden. The Blue Devils went on an 18-2 run down the stretch to put Coach K in four figures on his first try.

**Feb. 4, 2015** – Duke outlasts Georgia Tech, 72-66, at Cameron Indoor Stadium to give Krzyzewski his ACC-record 423rd league victory. With the win, Krzyzewski surpassed former North Carolina coach Dean Smith as the winningest in ACC play.

**April 6, 2015** – Krzyzewski captures his fifth NCAA Championship at Duke with a 68-63 win over Wisconsin in Indianapolis - also the site of the Blue Devils' 1991 and 2010 national crowns. Tyus Jones was named Final Four Most Outstanding Player after scoring a game-high 23 points in the championship game, shooting 7-of-13 from the floor and converting all seven of his free throw attempts. Krzyzewski's fifth national title moved him past Adolph Rupp for second-most all-time.

**STAFF**



**Jeff Capel**

The Homeland Foundation  
Associate Head Coach  
Fifth Season at Duke  
Duke, 1997

Former Duke standout Jeff Capel joined the Duke staff as an assistant coach on May 6, 2011 after spending the previous nine years as the head coach at Virginia Commonwealth (2002-06) and Oklahoma (2006-11). He was promoted to associate coach in July of 2013 and then named associate head coach prior to the 2014-15 season.

Capel owns a 175-110 record as a head coach with three NCAA Tournament appearances, including a trip to the Elite Eight in 2008 with Oklahoma.

In four seasons at Duke, Capel has seen the program compile a 118-26 record with a 53-15 mark in ACC regular season play. The Blue Devils have earned a top three seed in the NCAA Tournament four times, won the NCAA Championship in 2015 and reached the Elite Eight in 2013. Capel has also been instrumental on the recruiting trail helping Duke secure commitments from nine McDonald's All-America selections. The Blue Devils have landed the No. 1 recruiting class in the country in each of the past two years.

Capel took over as court coach and scout with the USA Basketball Men's Senior National Team in July of 2013 and assisted the staff throughout Team USA's gold-medal run at the 2014 FIBA World Cup in Spain.

Last season, Capel was instrumental in the evolution of a young Blue Devil team. With three freshmen in the starting rotation and five underclassman in an eight-man rotation Duke won 18 of its final 19 games en route to the 2015 NCAA Championship. The Blue Devils finished the season 35-4 overall (15-3 in the ACC) and ranked No. 1 in the Final USA Today Coaches Poll. Freshman Jahliil Okafor averaged 17.3 points and 8.5 rebounds per game, while earning unanimous first team All-America and National Freshman of the Year accolades. He also became the first freshman in league history to receive ACC Player of the Year honors. Justise Winslow, a freshman out of Houston, also thrived in the Duke system averaging 12.6 points and 6.5 rebounds per game. He was terrific during Duke's NCAA Tournament run earning South Regional and Final Four all-tournament team recognition. Capel helped deliver a freshman class that averaged 46.1 points per game, third-most in ACC history.

Capel played a key role in the development of National Freshman of the Year Jabari Parker as well as All-ACC wing Rodney Hood as Duke posted a 26-9 record overall with a 13-5 mark in league play in 2014. The high-scoring tandem combined for 35.2 points and 12.6 rebounds per game in guiding the Blue Devils to the ACC title game and the program's 18th straight 20-win season.

In 2012-13, Capel helped guide Duke to a 30-win season and a 14-4 record in league play. The Blue Devils went 6-3 against AP top 25 teams with wins over No. 2 Louisville, No. 3 Kentucky, No. 4 Ohio State and No. 5 Miami. He saw the senior trio of Seth Curry, Ryan Kelly and Mason Plumlee combine to average 37.5 points and 17.8 rebounds per game. Curry and Plumlee both earned second team All-America honors as well as first team All-ACC accolades in 2013-14. Capel was also instrumental in the development of Quinn Cook. The sophomore point guard recorded 21 double-figure scoring games while averaging 11.7 points, 3.8 rebounds and 5.3 assists per game. Cook was named MVP of the Battle 4 Atlantis and was also a third team All-ACC pick by ACSMA.

In his first year back in Durham, the Blue Devils posted a 27-7 record, including a 13-3 mark in the ACC. Duke earned a No. 2 seed in the NCAA Tournament and finished the year with 10 wins over NCAA Tournament teams. Capel helped mentor a trio of All-ACC performers (Austin Rivers, Seth Curry and Mason Plumlee) in 2011-12.

He began his coaching career as an assistant coach under his father, Jeff Capel II, at Old Dominion University for the 2000-01 season. In 2001, he joined the coaching staff at VCU as an assistant and was promoted to head coach of the Rams for the 2002-03 season—making him, at the time, the youngest head coach in Division I men's college basketball (27 years old).

Capel guided the Rams to an 18-10 mark overall in 2002-03 to tie a school record for wins by a first year coach. VCU also went 12-6 in league play to finish second in the Colonial Athletic Association.

In 2003-04, VCU's CAA Tournament championship game victory over George Mason catapulted the Rams to the NCAA Tournament for the first time since 1996. The Rams lost in the first round to Chris Paul and Wake Forest, but not before putting a major scare into the fourth-seeded Demon Deacons, 79-78. VCU closed the year 23-8 overall and 14-4 in league play. The 23 wins were the most for the program since the 1995-96 season and marked the 11th 20-win season in school history.

Capel's 2004-05 squad finished 19-13 and competed in the National Invitation Tournament, marking just the third time in program history that VCU made consecutive postseason appearances. In his final year, Capel guided the Rams to a 19-10 record, including an 11-7 mark in league play.

Capel compiled a 79-41 (.658) record, including a 50-22 (.694) mark in the CAA, over four years as head coach at Virginia Commonwealth prior to being named the head coach at Oklahoma on April 11, 2006.

While at Oklahoma, Capel led the Sooners to a 96-69 (.582) record overall with two NCAA Tournament trips (2008 & 2009) and was a major factor in the recruitment and development of 2009 National Player of the Year Blake Griffin. Griffin would go on to become the first player from Oklahoma to be selected No. 1 in the NBA Draft, the 2011 NBA Rookie of the Year and the 2011 NBA Slam Dunk champion.

In his first year in Norman, Capel guided his squad to a 16-15 mark despite the departure of three key members of the recruiting class prior to his arrival.

Capel signed Griffin, a McDonald's All-American, in his first full recruiting class and the Sooners quickly showed vast signs of improvement. Oklahoma finished the year 23-12 overall and 9-7 in Big 12 play. The Sooners reached the semifinals of the Big 12 tournament and earned a sixth-seed in the 2008 NCAA Tournament. Capel earned his first NCAA Tournament victory with an opening round win over St. Joseph's before losing to third-seeded Louisville.

**Capel's Career Head Coaching Record**

Year	School	Overall	Conference	Notes
2003	VCU	18-10	12-6 (T-2nd)	–
2004	VCU	23-8	14-4 (1st)	NCAA Tournament
2005	VCU	19-13	13-5 (T-2nd)	NIT
2006	VCU	19-10	11-7 (5th)	–
		79-41	50-22	
2007	Oklahoma	16-15	6-10 (T-7th)	–
2008	Oklahoma	23-12	9-7 (T-4th)	NCAA Tournament
2009	Oklahoma	30-6	13-3 (2nd)	NCAA Elite Eight
2010	Oklahoma	13-18	4-12 (T-11th)	–
2011	Oklahoma	14-18	5-11 (T-10th)	–
		96-69	37-43	

<b>Career Record</b> (9 years)	175-110 (.614)
<b>Conference Record</b>	87-65 (.572)
<b>NCAA Tournament Record</b>	4-3 (.571)

**Jeff Capel as a Blue Devil**

**Career Highs**

Points	28 vs. Virginia, 1/14/95
Rebounds	10 at Virginia, 1/13/96
Assists	11 at North Carolina, 3/4/95
Steals	5; 2x; last vs. UNC Greensboro, 1/15/97
3PT Field Goals	5; 2x; last vs. Murray St., 3/14/97

**Career Statistics**

SEASON	GP-GS	MP	FG-FGA	PCT.	3PT-A	PCT.	FT-FTA	PCT.	REB.	AVG.	PF-DO	AS	TO	BS	ST	TP	AVG.
1993-94	34-28	899	109-238	.458	32-76	.421	42-64	.656	93	2.7	64-0	108	68	3	21	292	8.6
1994-95	31-29	912	144-323	.446	63-137	.460	36-56	.643	84	2.7	67-2	126	113	5	32	387	12.5
1995-96	31-31	1083	185-492	.376	73-221	.330	71-93	.763	122	3.9	71-3	114	73	5	25	514	16.6
1996-97	33-18	880	142-309	.460	52-119	.437	72-116	.621	91	2.8	68-3	85	74	5	32	408	12.4
<b>Total</b>	<b>129-106</b>	<b>3775</b>	<b>580-1362</b>	<b>.426</b>	<b>220-553</b>	<b>.398</b>	<b>221-327</b>	<b>.676</b>	<b>390</b>	<b>3.0</b>	<b>269-8</b>	<b>433</b>	<b>328</b>	<b>18</b>	<b>110</b>	<b>1601</b>	<b>12.4</b>

In 2008-09, Oklahoma experienced one of the best seasons in school history as the Capel-led Sooners finished 30-6 for the program's fifth 30-win season all-time and reached the Elite Eight of the NCAA Tournament. The Sooners opened the year 25-1 to reach No. 2 in the AP Poll before Griffin was sidelined for a week with a concussion suffered during a late February contest. Capel's Sooners were granted a No. 2 seed for the NCAA Tournament, and easily beat Morgan State, Michigan and Syracuse to reach the Elite Eight. Oklahoma fell to eventual NCAA champion North Carolina, 72-60, despite another outstanding performance from Griffin. The unanimous All-America selection and National Player of the Year finished the NCAA Tournament with 114 points and 60 rebounds, becoming the first player to reach such milestones in over 40 years.

With the early departure of Griffin as well as the graduation of two other starters, Oklahoma was left with an inexperienced although talented team for the 2009-10 season. With two returning starters and three McDonald's All-Americans on the roster the Sooners were ranked in the top 20 of the preseason polls. After a 13-9 start to the season, injuries and youth caught up to the Sooners as the team dropped its final nine games of the season to finish 13-18 overall.

Capel's roster was further depleted for the 2010-11 season as three highly recruited players left school early. In all the Sooners had to replace four of their top five scorers heading into Capel's fifth season at Oklahoma. Despite a roster that featured just two upperclassmen who would play more than 10 minutes per game and two players taller than 6-foot-7, the Sooners battled to a 14-18 record on the year. Seven of Oklahoma's top eight scorers on the season were freshmen or sophomores, and those seven players accounted for 70 percent of the team's points on the year.

Capel also has coaching experience on the international level with USA Basketball. In the summer of 2010, he led a USA team featuring Kyrie Irving and Austin Rivers to a 5-0 record and the gold medal at the FIBA Americas U18 Championship in San Antonio, Texas. He was also an assistant coach on a gold-medal-winning USA Men's World University Games Team that featured Duke's Shelden Williams and went 8-0 in Turkey in 2005.

Following his career at Duke, Capel played professionally for two years. He spent the 1997-98 season playing for the Continental Basketball Association's Grand Rapids Hoops. In 1999-2000, he played in France before returning to Grand Rapids. Capel was also drafted in 1997 by the Raleigh Cougars of the USBL.

During his successful playing career as a Blue Devil, Capel racked up 1,601 points, 433 assists and 220 three-point field goals. He finished his career among Duke's all-time leaders in minutes played, three-point field goal percentage, three-point field goals and assists. He was a four-year starter for the Blue Devils, helping the team to an 83-46 record and a trip to the 1994 NCAA Championship game. Capel started 28 games as a freshman for a Duke squad that lost to Arkansas in the 1994 national championship game, 76-72.

On February 2, 1995 in the regular season game played at home against North Carolina, with Duke trailing 95-92 at the end of the first overtime, Capel hit a running 40-foot shot at the buzzer which sent the game into double-overtime. Although Duke lost the game 102-100, Capel's shot was hailed as one of the most memorable plays in Duke basketball history and it was nominated for an ESPY Award for College Basketball Play of the Year.

Capel led the Blue Devils in scoring as a junior (16.6 ppg.) and helped Duke to a No. 8 final AP ranking as a senior. He averaged 26.5 points over Duke's two NCAA Tournament games in 1997, the same season he was named an Academic All-ACC selection.

A standout prep performer, Capel was named the 1993 North Carolina High School Player of the Year after averaging 23.8 points, 5.1 rebounds and 7.7 assists for 31-1 state champion Fayetteville South View. He also set school career records for points (2,066), rebounds (668) and assists (663).

Capel, who graduated from Duke with a bachelor's degree in history in 1997, and his wife, Kanika, married in 2003. They have two daughters, Cameron and Sydney, and a son, Elijah.

Capel's younger brother, Jason, was a four-year starter at North Carolina and was the head coach at Appalachian State from 2011-14.

**Jeff Capel Quick Facts**

<b>Birthdate</b>	February 12, 1975
<b>High School</b>	South View, Hope Mills, N.C.
<b>College Career</b>	Four-year letterman, Duke, 1994-97
<b>College Degree</b>	B.A., History, Duke, 1997
<b>College Honors</b>	Co-captain, 1996 & 1997 Third team All-ACC, 1996 NCAA Tournament All-South Regional Team, 1994 Great Alaska Shootout All-Tournament Team, 1995 All-ACC Academic Team, 1997
<b>Coaching Career</b>	Assistant Coach, Old Dominion, 2000-01 Assistant Coach, Virginia Commonwealth, 2001-02 Head Coach, Virginia Commonwealth, 2002-2006 Head Coach, Oklahoma, 2006-2011 Assistant Coach, Duke, 2011-2013 Associate Coach, Duke, 2013-2014 Associate Head Coach, Duke, 2014-present

**STAFF**





**Nate James**

The Pagliuca Family  
Assistant Coach  
Ninth Season at Duke  
Duke, 2001

Former Duke standout Nate James has been a member of the Blue Devils' staff since the 2007-08 season, serving as an assistant strength and conditioning coach for one year and spending three seasons as an assistant coach prior to being named a special assistant on April 8, 2011. James returned to the role of assistant coach prior to the 2013-14 season after the departure of former associate head coach Chris Collins.

The Washington, D.C., native is joined on Mike Krzyzewski's staff by fellow former Duke team captains Jeff Capel (associate head coach) and Jon Scheyer (assistant coach).

In five total seasons as an assistant coach, James has helped the Blue Devils to a 158-30 (.840) record with three ACC Tournament titles and NCAA championships in both 2010 and 2015. Duke has earned three No. 1 seeds, a No. 2 seed and a No. 3 seed in the NCAA Tournament during James' five seasons as an assistant coach.

Duke has averaged 30.4 wins per season since James joined the staff prior to the 2007-08 campaign. During that time, the Blue Devils have also produced a total of 13 NBA Draft picks, including 11 first-round picks and six lottery selections.

With James on the bench, the 2014-15 Duke team featured one of the nation's most effective offensive attacks, ranking third nationally in both field goal percentage and adjusted offensive efficiency, as well as sixth nationally in scoring offense.

Following the program's fifth national championship, three Duke players - Jahliil Okafor, Justise Winslow and Tyus Jones - were taken in the first round of the 2015 NBA Draft for just the second time in program history.

From 2009-11, James helped lead Duke to three consecutive ACC Tournament championships, winning at least 30 games in each of those three seasons.

As a coach who won a national championship with the Blue Devils as a player in 2001, James' insight helped the Duke squad as it made its run to the NCAA title in 2010 along with ACC regular season and tournament championships. That season, James helped guide one of the nation's top defenses as the Blue Devils held opponents to just 61.0 points per game and ranked 14th nationally in rebound margin.

James played in 135 games with 63 starts from 1997-01. He scored 1,116 points, had 500 rebounds and shot 47.3 percent from the floor for his career. While known primarily for his defensive and rebounding prowess, James made 111-career three-point field goals. Duke won or shared the ACC regular-season championship in all five years that James was on the team, a feat achieved by no other player in league history.

A two-time team captain, James brought a warrior mentality to the court that set an example for his teammates and led to numerous Duke victories. Sometimes that meant scoring, as in the 26 points he had against Texas to help Duke win the 2001 Preseason NIT or the career-high 27 that he scored against Clemson later that year. James' warrior spirit usually showed in the way he went after loose balls and rebounds, the way he defended and the way he attacked weight training workouts. As a senior, he was named to the ACC All-Defensive Team and garnered third-team All-ACC recognition from the league's media.

**Nate James Quick Facts**

Birthdate	August 7, 1977
High School	St. John's at Prospect Hall, Washington, D.C.
College Career	Four-year letterman, Duke, 1996-2001
College Degree	B.A., Sociology, Duke, 2001
College Honors	Co-captain, 2000, 2001 Third Team All-ACC, 2001 Second Team ACC All-Tournament, 2000, 2001 Glenn E. "Ted" Mann Jr. Award, 1999
Coaching Career	Asst. Strength & Conditioning Coach, Duke, 2007-08 Assistant Coach, Duke, 2008-11 Special Assistant, Duke, 2011-13 Assistant Coach, Duke, 2013-present



STAFF

**Nate James as a Blue Devil**

**Career Highs**

Points	27 at Clemson, 2/7/01
Rebounds	10 at Virginia, 2/11/99
Assists	7 vs. USC, 11/27/99
Steals	5; 3x; last vs. Maryland, 2/27/01
Blocks	3 vs. Campbell, 1/13/97

**Career Statistics**

SEASON	GP-GS	MP	FG-FGA	PCT.	3PT-A	PCT.	FT-FTA	PCT.	REB.	AVG.	PF-DQ	AS	TO	BS	ST	TP	AVG.
1996-97	17-1	144	15-36	.417	5-16	.313	11-20	.550	34	2.0	15-0	8	14	4	8	46	2.7
1997-98	6-0	41	6-14	.429	2-5	.500	7-9	.778	9	1.5	5-0	0	6	1	4	21	3.5
1998-99	39-0	573	69-152	.454	15-52	.288	43-65	.662	102	2.6	52-1	34	53	6	26	196	5.0
1999-00	34-33	970	136-290	.469	46-122	.377	55-77	.714	128	4.3	71-3	63	63	8	47	373	9.1
2000-01	39-29	1085	161-326	.494	43-137	.314	115-144	.799	202	5.2	78-0	42	63	8	62	480	12.3
<b>Total</b>	<b>135-63</b>	<b>2813</b>	<b>387-818</b>	<b>.473</b>	<b>111-331</b>	<b>.335</b>	<b>231-315</b>	<b>.733</b>	<b>500</b>	<b>3.7</b>	<b>222-4</b>	<b>147</b>	<b>199</b>	<b>27</b>	<b>147</b>	<b>1116</b>	<b>8.3</b>



One of James' most significant contributions to the 2001 NCAA crown was the way he handled his move out of the starting lineup late in the season. James had started 29 consecutive games heading into the regular season finale against North Carolina, but Krzyzewski wanted to rework his lineup with James coming off the bench following an injury to Carlos Boozer. James accepted the move and averaged better than 24 minutes per game in Duke's nine postseason victories.

James' unselfishness prompted Krzyzewski to state that James may have been the biggest winner of all: "When he walked off the court in Minneapolis, he was not only a champion in basketball - Nate James was a champion in life."


With 117 career victories, James is among the winningest players in school history, standing in a tie for 10th in ACC history along with Danny Ferry, Andre Dawkins and Quinn Cook. Duke posted a winning percentage of .867 (117-18) with James on the court, placing him seventh on the Duke career list. Along with his five ACC regular-season championships, he was also a member of three ACC Tournament championship squads at Duke.

James also made his mark on the Duke record books as a player. He is one of 64 players in program history to score more than 1,000-career points and now ranks 53rd on the program's all-time list with 1,116 points in his career. He is one of 47 players in Duke history with 500-career rebounds and ranks 23rd all-time at Duke with 147-career steals.

Following his career at Duke, James played professionally in the United States and overseas from 2002-07. After being named the Carolinas Basketball League Most Valuable Player in 2003, James spent various parts of the next five seasons playing in Bosnia, Brazil, France, Germany, Greece, Holland, Hungary, Italy, Japan, Philippines, Poland and Russia. He was also with the Philadelphia 76ers during their training camp in 2004.

In the off-season, James has directed a summer basketball camp with former Blue Devil Chris Carrawell in Durham. The camp teaches the importance of fundamentals in the game of basketball and life.

James earned his degree in sociology, with a minor in African-American studies, from Duke in 2001. He is married to Bobbi Baker-James and currently resides in Durham. The couple has one son, Nathaniel Drake James III.



**STAFF**



**Jon Scheyer**

The Steve & Judy Pagliuca  
Assistant Coach  
Third Season at Duke  
Duke, 2010

Former Duke All-America Jon Scheyer joined the Blue Devil coaching staff as a special assistant on April 29, 2013, after spending the previous three years playing professionally. He is in his second season as an assistant coach after being promoted to that position in April of 2014 upon the departure of former associate head coach Steve Wojciechowski.

The Northbrook, Ill., native is joined on Mike Krzyzewski's staff by fellow former Duke team captains Jeff Capel (associate head coach) and Nate James (assistant coach).

Scheyer, who lettered at Duke from 2007-10 and sparked the Blue Devils to two ACC championships and the 2010 NCAA championship, helped lead Duke to a 35-4 record, a No. 1 seed in the NCAA Tournament and the 2015 NCAA championship in his first season as an assistant coach.

Scheyer helped mold the 2014-15 Blue Devils into one of the nation's most potent teams on the offensive end of the floor, as Duke ranked third nationally in both field goal percentage and adjusted offensive efficiency, as well as sixth nationally in scoring offense.



**Jon Scheyer Quick Facts**

Birthdate	August 24, 1987
High School	Glenbrook North, Northbrook, Ill.
College Career	Four-year letterman, Duke, 2007-2010
College Degree	B.A., History, Duke, 2010
College Honors	Co-captain, 2009, 2010 Consensus Second team All-America, 2010 All-NCAA Final Four Team, 2010 First Team All-ACC, 2010 NCAA Tournament All-South Region, 2010 ACC Tournament MVP, 2009 All-Preseason NIT, 2009 First Team ACC All-Tournament, 2009, 2010
Coaching Career	Special Assistant, Duke, 2013-14 Assistant Coach, Duke, 2014-present

In addition to the program's fifth national title, Scheyer's first season as a Duke assistant coach culminated with three Blue Devils - Jahliil Okafor, Justise Winslow and Tyus Jones - selected in the first round of the 2015 NBA Draft. The occasion marked just the second time in program history that Duke produced three first-round picks in one draft.

In 2013-14, Scheyer's duties as a special assistant included assisting the coaching staff in developing game strategies, breaking down game film, planning practices and contributing in staff meetings.

Scheyer was one of the most versatile players in Duke history, concluding his playing career as the only player in school history to record at least 2,000 points, 500 rebounds, 400 assists, 250 made three-point field goals and 200 steals. He averaged 14.4 points per game while scoring in double figures 114 times (sixth-most in Duke history) and leading the Blue Devils to a 115-29 record, including a 45-19 mark in ACC play.

A two-time team captain, Scheyer scored 2,077-career points to rank 10th on Duke's all-time scoring list. He also ranks third all-time at Duke in made free throws (608) and free throw percentage (.861), fourth in three-point field goals (297) and sixth in free throw attempts (706). He played in 144 consecutive games, tied for the second-longest streak in Duke history.

As a senior during the 2009-10 season, Scheyer took over starting point guard duties for the Blue Devils and averaged 18.2 points, 4.9 assists and 1.6 steals per game to guide Duke to a 35-5 and its fourth national championship. He was a consensus second-team All-America, while also receiving first-team All-ACC, ACC All-Tournament, NCAA South Region All-Tournament and NCAA All-Final Four honors.

Scheyer started all 40 contests as a senior, averaging a team-high 36.8 minutes and leading Duke in scoring at 18.2 points per game. His 38 double-figure scoring games on the season are tied for third on the Blue Devils' single-season chart.

As a junior, Scheyer averaged 14.9 points, 3.6 rebounds and 2.8 assists while helping Duke to a 30-7 record and the ACC championship. He garnered ACC Tournament MVP honors after averaging 21.7 points and 4.0 rebounds per game in wins over Boston College, Maryland and Florida State. Scheyer tallied 29 points in the title game on 6-of-10 shooting from the field (4-of-6 from three-point range) and 13-of-15 shooting from the free throw line.

**Jon Scheyer as a Blue Devil**

**Career Highs**

Points	36 vs. Gardner-Webb, 12/15/09
Rebounds	12 vs. Pittsburgh, 12/20/07
Assists	11 vs. Penn, 12/31/09
Steals	5, four times, last vs. Virginia, 2/28/10
3-Pt. FG	7 vs. Gardner-Webb, 12/15/09
Free Throws	13, two times, last vs. FSU, 3/15/09

**Career Statistics**

SEASON	GP-GS	MP	FG-FGA	PCT.	3PT-A	PCT.	FT-FTA	PCT.	REB.	AVG.	PF-DQ	AS	TO	BS	ST	TP	AVG.
2006-07	33-32	1112	113-284	.398	61-167	.365	115-136	.846	110	3.3	57-1	61	52	5	39	402	12.2
2007-08	34-1	963	115-259	.444	47-121	.388	120-135	.889	134	3.9	56-0	83	37	9	46	397	11.7
2008-09	37-35	1214	146-368	.397	79-205	.385	179-214	.836	134	3.6	62-0	102	57	6	58	550	14.9
2009-10	40-40	1470	212-531	.399	110-287	.383	194-221	.878	144	3.6	54-0	194	65	10	65	728	18.2
<b>Total</b>	<b>144-108</b>	<b>4759</b>	<b>586-1,442</b>	<b>.406</b>	<b>297-780</b>	<b>.381</b>	<b>608-706</b>	<b>.861</b>	<b>522</b>	<b>3.6</b>	<b>229-1</b>	<b>440</b>	<b>211</b>	<b>30</b>	<b>208</b>	<b>2,077</b>	<b>14.4</b>


Scheyer was a double-figure scorer in each of his first two seasons in Durham, scoring 799 points combined as a freshman and sophomore. He earned ACC All-Freshman Team honors in 2007 after averaging 12.2 points and 3.3 rebounds per game. He also made 61 three-point field goals in 2006-07, third-most by a freshman at Duke.

Scheyer earned McDonald's All-America and first-team Parade All-America honors in 2006 coming out of Glenbrook North High School. Already recognized as an elite scorer, his legend grew when he scored 21 points in 75 seconds at the Proviso West Holiday Tournament as a senior. He closed his career as the fourth-leading scorer in Illinois high school basketball history with 3,034 points. He is also the only player in Illinois history to rank in the top 10 all-time in points, assists and steals.

A two-time Gatorade Illinois Player of the Year and three-time all-state selection, Scheyer was named to the 100 Legends of Illinois Basketball in 2007.

Following his graduation from Duke in 2010, Scheyer played professionally with the Rio Grande Valley Vipers in the NBA Developmental League and overseas with the Maccabi Tel-Aviv and Gran Canaria organizations.

**STAFF**



### David Bradley

Director of Basketball Operations  
12th Season at Duke  
Duke, 2004

David Bradley, a 2004 Duke graduate, enters his second season as the director of basketball operations and his 12th year as a member of the Duke basketball support staff.


Bradley works in conjunction with the coaching staff, support staff, Legacy Fund team, compliance office, sports information office and facilities department on a daily basis to ensure that all team-related functions are accomplished in a timely manner. He coordinates with college basketball executives at Nike to supply the team with the equipment and apparel needed for each season, while also managing the logistics associated with a 40-person basketball program.

Bradley has been involved in Duke basketball's recruiting efforts for more than 15 years, including managing the team's Duke Blue Planet brand. During that time, Bradley's work included production of the team magazine, designing and maintaining the team's website, coordinating and designing various video features, producing graphics, launching numerous social media accounts and maintaining a statistical database for recruiting.

Currently, Bradley works with Duke basketball's creative coordinator to ensure all team recruiting and branding needs are met.

The West Simsbury, Conn., native earned his bachelor's degree from Duke, graduating with cum laude honors in sociology. In addition, he assisted the director of basketball operations with all aspects of the recruiting process and was named Club Sports Athlete of the Year.

Bradley and his wife Gina, assistant director of athletics for business operations at Duke, reside in Durham with their dog, Piper.



### Kevin Cullen

Director of Information Technology  
Eighth Season at Duke  
Duke, 2007

Kevin Cullen, a 2007 Duke graduate, enters his third year as director of information technology after serving the previous five years as Duke basketball's video coordinator. In this role, he is responsible for overseeing all aspects of the team's film and video needs, including opponent scouting, coordinating film exchange, managing the video room and supplying coaching staff with game film. In addition, Cullen has also served in a similar video coordinator capacity with USA Basketball since 2008.

He also works in coordination with the director of basketball operations to help perform administrative duties and assists at the K Academy and Coach K Basketball camps.

Cullen joined the program after spending one year as a support manager with Sportstec, USA. In his previous position, he trained Sportstec customers to use the software and develop workflows to enhance the product. He also managed customer accounts in the Southeast United States and developed the platform for Sportstec's future user interface.

A Durham, N.C., native, Cullen was a student manager and assistant video coordinator for the men's basketball program as an undergraduate. In addition to assisting the staff and team with logistics relating to practice, scouting, games and travel, he worked closely with the director of basketball operations to coordinate all video needs for the staff. He was the 2007 recipient of the Gopal Varadhan Senior Manager award.

He and his wife, Holly, reside in Durham.



### Kenny King

The Steve & Melinda Duncker  
Academic Support Director / Student Life &  
Campus Relations Coordinator  
14th Season at Duke  
Duke, 2000

Kenny King enters his 14th year working with the Duke basketball program on a full-time basis. King returned to his alma mater during the summer of 2002 as the basketball program's academic and recruiting coordinator. While his primary focus remains the team's academic endeavors, his role in 2007-08 was broadened to include all aspects of student life.

King's main responsibilities include class scheduling, tutoring, time management and long-term academic and career planning, and serving as the liaison for campus affairs. As the scope of the program has become more global, King continues to strengthen communication between the undergraduate faculty while expanding his reach to include the graduate, professional and international communities. In addition to his academic and campus duties, King is also involved in Duke's day-to-day basketball operations. He assists the Blue Devil coaching staff with various recruiting responsibilities. King also assists with the direction of Mike Krzyzewski's basketball camp and the K Academy.

King served four years as a student manager at Duke from 1996-2000. Following his graduation in 2000, King worked at Morgan Stanley for two years as an analyst in the Fixed Income Division both in their New York and London offices.

King, a native of Harrison, N.Y., graduated cum laude from Duke with a Bachelor of Science in economics and a minor in chemistry. He also earned his MBA from Duke's Fuqua School of Business in the spring of 2008. A graduate of Iona Preparatory School, King and his wife, the former Robin Hutchison, have three sons, John Kenny III "Jack", William and Alexander, and one daughter, Kathryn.



### Will Stephens

Associate Director of Sports Performance  
17th Season at Duke  
N.C. Central, 1987

Associate director of sports performance William Stephens is in his 17th season with the Duke athletics program. Stephens is the sports performance coordinator for men's and women's basketball.

Stephens is a native of Whiteville, N.C. A 1983 graduate of West Columbus High School in Cerro Gordo, N.C., Stephens was a Three Rivers first team all-conference offensive lineman in 1982. He graduated from N.C. Central University in 1987 with a degree in criminal justice. Stephens worked 13 years in law enforcement before moving into athletics. He was an accomplished weightlifter, as he was a three-time State Drug-Free Powerlifting champion from 1991-93. He also held the state record in the deadlift (661 lbs.) in 1993 and won a gold medal at the World Championships for Law Enforcement in 1994. He has held the Strength and Conditioning Specialist Certification since 1996.

Stephens, his wife Nancy and his son, William (P.J.), reside in Wake Forest, N.C..



### Col. Tom Rogers

Special Assistant

Col. Tom Rogers, formerly an assistant basketball coach for Mike Krzyzewski, is still involved with the Duke basketball program as a special assistant.

Rogers graduated from the U.S. Military Academy in 1947 and served in the Army until 1977, when he retired as a colonel. Before coming to Duke, he served as an officer representative, basketball advisor and recruiting coordinator for

all sports at West Point.



**Jose Fonseca**


Athletic Trainer

Jose Fonseca is in his 12th year as basketball athletic trainer at Duke University. Fonseca arrived at Duke after spending two seasons in a similar role at University of Nebraska, where he also assisted with the Cornhuskers' nationally-ranked football program.

Prior to Nebraska, he was the athletic trainer for men's basketball and baseball at East Tennessee State University from 1999-2002.

Originally from San Salvador, El Salvador, Fonseca earned a bachelor's degree in exercise and sports science with an emphasis in athletic training at The Pennsylvania State University in 1997. He returned to Penn State to earn his master's degree in kinesiology in 1999.

He is married to the former Janna Cinnamon of Omaha, Neb. The couple has one son, Pedro "Pete," and one daughter, Alexis.



**Nick Potter**

Asst. Director of Athletic Rehabilitation

Nick Potter is in his 10th year as the assistant director of athletic rehabilitation at Duke University. He is an instructor in the doctor of physical therapy program in Duke's School of Medicine.

Potter entered his current position after completing the sports physical therapy fellowship at Duke Sports Medicine. Prior to his fellowship, he completed a combined orthopedic residency/manual therapy fellowship at Sports Medicine of Atlanta.

Originally from Buffalo, N.Y., Potter earned his bachelor's degree in sports medicine with emphases in athletic training and pre-physical therapy at Mercyhurst College in 2001. He was a four-year letterman on the men's soccer team, helping the Lakers to four GLIAC Championships and a NCAA national semifinal appearance in 1998. Potter earned his doctorate in physical therapy from Duke in 2004.

Potter and his wife, Ciara, reside in Raleigh with their son, Conor.



**Ty Rogers**

Creative Coordinator

Ty Rogers begins his first season as creative coordinator for the Duke men's basketball program. In this role, Rogers works with Duke's director of basketball operations to ensure all team recruiting and branding needs are met.

Prior to Duke, Rogers worked as a staff assistant with the men's basketball program at Indiana University, managing the Hoosiers' social media channels with emphases on graphic design

and visual media.

A 2010 graduate of Indiana University, Rogers lettered in baseball for the Hoosiers from 2008-10. Following a stint as a pro baseball player in the Frontier League, Rogers was an assistant baseball coach at Parkland College, Bradley University, Oakland University, Eastern Illinois University and Indiana University.



**Dave McClain**

Director of Athletic Equipment

Dave McClain enters his 22nd year with the Duke athletics department. He works with the men's basketball program, olympic sports, intramurals, club sports and physical education classes as the equipment manager.

He is responsible for the organization and upkeep of the team's uniforms and equipment for both practices and games.

McClain, a native of Mooresville, N.C., is a 1988 graduate of Clemson University with a bachelor of science degree in industrial education.

McClain and his wife, Lisa, have two children, Ashley and Kristin. The McClain family resides in Mebane.



**Gerry Brown**

Executive Assistant to Mike Krzyzewski

Gerry Brown begins her 29th season with Duke Basketball and her 21st season as Coach Krzyzewski's assistant. She works closely with numerous senior university and athletic administrators and the Duke basketball staff in coordinating coach Krzyzewski's calendar and speaking engagements on and off campus, and assists Coach K with all of his travel and recruiting responsibilities. Brown is also in charge

of coordinating all of Coach Krzyzewski's autograph requests in addition to the ticket requests that the basketball office receives and those of the coaching staff and players.

This is her 31st year working at Duke University. She has also worked for the Physical Education Department and the Athletics Ticket Office.

Brown and her husband, Philip, reside in Durham. They have two grown children, Philip and Megan, a grandson, August Noah Brown, and a granddaughter, Lela Rae Brown.



**Laura Ann Howard**

Administrative Assistant

Laura Ann Howard is in her 25th season in the Duke basketball office as an administrative assistant. She works closely with the Blue Devil assistant coaches, assisting them with their schedules, travel and recruiting responsibilities. Howard coordinates administrative duties involving the Duke basketball staff and players. She is also in charge of coordinating all player autograph requests.

Howard and her husband, Steve, reside in Durham with their two daughters, Rachel Ann and Emma, and their son, Jake.



**Lindy Frasher**

Performance Development Coordinator

Lindy Frasher begins her 13th season working with the Duke basketball team.

Under the supervision of Dr. Keith Brodie, Frasher provides guidance and support to student-athletes, instructs them on performance enhancement techniques and consults with the coaching staff to evaluate the team's progress and well-being. Frasher is visible at the team's practices and at coaches' meetings to give the


student-athletes and staff a non-basketball perspective on the development of the team.

In addition to her responsibilities at Duke, she begins her seventh year as psychology instructor and student advisor at Durham Academy.

Frasher graduated magna cum laude from Wake Forest University in 1999 with a B.S. in psychology and minors in Spanish and theater. She earned her master's degree in clinical psychology from Pepperdine University in 2001.

The middle daughter of Mike Krzyzewski, Frasher and her husband, Steve, reside in Durham. They have three sons, Quin, Remington and Caden.

STAFF



**Jon Jackson**

Senior Associate AD/External Affairs

Jon Jackson was named Senior Associate Athletics Director for External Affairs in July of 2014 after serving as Associate Athletics Director in various roles since 2007.. Jackson oversees Duke Athletics' marketing, ticket operations, digital media, sports information and video operations departments. Additionally, he is responsible for Duke Athletics' strategic communication, including that of its highly visible and successful men's

basketball program. Jackson handles media activities specifically relating to Duke Head Basketball Coach Mike Krzyzewski. He serves as the department's liaison with campus communication groups and is the primary administrator for the Blue Devils' wrestling program, which as a non-scholarship program has placed in the top 30 nationally the past two seasons.

Jackson was named Duke Sports Information Director in January 2000 and remained in that position for eight years. He arrived at Duke after serving as an Assistant Athletics Director for Communication at Southern Methodist University in Dallas. While at SMU, Jackson oversaw the media efforts for all 17 of the school's intercollegiate sports and was the primary contact for the Mustang football and men's basketball programs. He began his SMU career as an Assistant Sports Information Director in 1991.

Jackson went to SMU after working for one year as a Staff Assistant at the University of Florida in 1990-91 and three years as a student assistant at the Penn State University SID office. He also interned with the United States Olympic Committee during the summer of 1990. A native of Lebanon, Pa., Jackson graduated from Penn State with distinction in 1990 with a B.A. in mass communications.

Jackson and his wife Cheryl reside in Durham. He has two children - daughter Kailey and son Evan.



**Cory Walton**

Sr. Associate Sports Information Director

Cory Walton joined the Duke Athletics staff in August of 2015 and serves as a Senior Associate Sports Information Director. In this role, he serves as the primary communications contact for the men's basketball and men's golf programs.

Walton came to Durham following a two-year stint as the men's basketball and men's golf communications contact at the University of Arizona. Prior to his tenure in Tucson, he worked in the sports information departments at the University of Missouri, University of Notre Dame, University of Florida, Ohio University and Purdue University.

A native of Mishawaka, Ind., Walton graduated from the University of Missouri in 2006 and earned induction into the Kappa Tau Alpha journalism and mass communications honor society. He is married to Meghan Gannon of Mercerville, N.J.



**Bradley Amersbach**

Assistant Sports Information Director

Brad Amersbach joined the Duke sports information staff in July of 2013 as a sports information staff assistant and was promoted to assistant sports information director in July of 2014.

Amersbach currently serves as the secondary contact for the men's basketball program and as the primary contact for the cross country and women's tennis teams.

A native of Royersford, Pa., Amersbach is a 2008 graduate of Millersville University, where he earned a degree in secondary English education. Following graduation, he taught 10th, 11th and 12th grade English at Spring-Ford High School in Royersford, Pa., for five years. During his time at Spring-Ford, Amersbach earned a master's degree in public administration, with a concentration in sport & athletic administration, from West Chester University.

While earning his master's degree, Amersbach completed an internship in West Chester's Sports Information Department, contributing to the football program's media guide and assisting with the annual Pennsylvania State Athletic Conference (PSAC) East football media day.

Amersbach currently resides in Durham.



Duke Basketball Returning Managers: Front Row (L-R) - Alex Blutman, Ryan Kelly, head coach Mike Krzyzewski, Alessandro Sant'Albano, Drew Goldstein. Back Row (L-R) - Zach Marcus, Zack Spiera, Jon Payne, Michael Karamardian.



**Mike Cragg**

Deputy Director of Athletics/Operations

Mike Cragg, a 29-year veteran of sports administration, helps lead the Duke athletics department in his role as Deputy Director of Athletics/Operations. During his time at Duke, Cragg has been an integral leader and strategic planner within virtually every area and aspect of the athletics department and thus his role as Duke's chief operations officer.

He currently serves as the senior administrator for the men's basketball program as well as overseeing all of the facilities & planning for all 26 of Duke's intercollegiate sports. He has worked directly under Dr. Kevin White, Duke's Vice President and Director of Athletics, for the past five years, and serves on his executive staff committee responsible for the day-to-day administration of the department.

Cragg has one of the more unique set of responsibilities in all of college athletics - a testament to his long-term dedication and successful track record in the growth of the entire department. Duke annually ranks among the most successful programs both on and off the fields of intercollegiate competition with top graduation rates and Top 20 annual NACDA Directors' Cup finishes.

At Duke since 1987, his chief responsibilities are to oversee the administration, operations and fundraising for Duke's highly successful men's basketball program. The senior administrator of the program since 2000, he helped found the Duke Basketball Legacy Fund and has been responsible for helping raise over \$115 million, while also completing the program's naming gift endowment program with over \$25 million in philanthropic gifts.

At the same time, Cragg also leads Duke's athletics facilities team and serves as the chief strategist for over \$150 million in new or planned facilities construction at Duke since 2000. He was a member of the pivotal strategic planning team that created "Unrivaled Ambition" in 2008 and then a Master Facilities Plan, which serves as Duke's current blueprint and mission for the athletics department within the framework of a world-class higher education institution.

Two of the more recent major projects were the \$18.5 million Michael W. Krzyzewski Center - Dedicated to Academic & Athletic Excellence and the Pascal Fieldhouse, which serves as the football program's practice facility. Pascal Fieldhouse is an LED certified building and is considered one of the top football practice facilities in the country.

Cragg oversees the Bostock Group, Duke's current \$100 million facilities planning group with a focus on transforming the football program and impacting all 26 sports. The comprehensive plan began with construction in 2013 of new lacrosse/soccer practice and student recreation practice fields. Recently completed are the Morris Williams Track & Field Stadium as well as Kennedy Tower, which serves as the press box for Koskinen Stadium and the new track & field facility. Extensive renovations and upgrades are planned for Duke's Olympic sports student-athlete training and health complex and Cameron Indoor Stadium.

Cragg works closely with the football program in focusing on facility needs, including the ongoing reconstruction of historic Wallace Wade Stadium into a modern day, fan-engaging experience. A new suites and club tower will take form in the near future along with a more intimate field experience. Duke's strategic and innovative thinking will help put the program among the nation's leaders in the decades ahead.

In addition, Cragg is the day-to-day contact with Nike, Inc., as part of the school's comprehensive all-sport partnership. The 48-year-old previously served as the director of media relations for 10 years at Duke.

Joining the department in May of 1987 as an assistant sports information director, he was promoted to Sports Information Director in 1990, and then spent 10 years in that role before moving into the director's position of the Duke Basketball Legacy Fund during the fall of 1999. He helped coordinate media operations at numerous national events, including serving on the NCAA Division I Men's Basketball Final Four Media Coordination Committee in 1993, 1995, 1997, 1998 and 2000.

In 2004, Cragg was promoted to Associate Athletics Director and, in 2008, was again promoted to Senior Associate Athletics Director, adding the administration and day-to-day oversight of all facilities for intercollegiate and recreation use at Duke.

Cragg is active in national leadership programs within intercollegiate athletics as a member of the National Association of Collegiate Director of Athletics (NACDA) and 1A Athletics Directors' Association. Cragg is currently in the 1A Fellows program and attended the 1A Annual Institute in 2011 and

2013. He has also received a certificate in advance sports administration from the Sports Management Institute (SMI).

Cragg has numerous administrative responsibilities within the basketball program, including the coordination of the annual K Academy basketball fantasy camp, the Duke Venture Capital Co-Investment Fund, the Coach K / Fuqua Conference on Leadership and the establishment of the Fuqua / Coach K Center of Leadership & Ethics (COLE).

The Basketball Legacy Fund is a unique and intimate donor program established to endow the basketball program as well as finance basketball-related projects. Partners in the Fund, which is now at 41 active members, give a minimum gift of \$1 million and have provided over \$115 million in funds since its inception. Serving as Chairman of the Fund is former Duke All-America and multiple All-NBA performer Grant Hill.

Cragg grew up Yakima, Wash., and then received his Bachelor of Arts degree in communications from the University of Washington in 1986.

He and his wife, Paige, recently celebrated their 25th wedding anniversary and have lived in Durham since 1987. They have two children in college - Shelby, a senior at Ringing College for Art & Design, and Michaela, a junior at Wake Forest University.

STAFF

**Duke Basketball Legacy Fund Quick Facts**

There have been a total of 52 partners/donors during the history of the Legacy Fund, with a current historical high of 41 active today. The group has contributed over \$115.0 million to Duke basketball related projects including:

- The \$15.0 million Schwartz/Butters Athletic Center
- The \$18.5 million The Michael W. Krzyzewski Center
- Fully outfitting Student-Athlete Academic Center
- Fully outfitting Scharf Hall
- Fully outfitting the Gunnar Peterson Strength and Conditioning Room
- Fully outfitting video theatre and classroom
- Endowment of 13 men's basketball scholarships
- Endowment of head coach position
- Endowment of associate head coach and two assistant coach positions
- Endowment of academic advisor, basketball intern and two-and-a-half student manager positions
- Massive Cameron Indoor Stadium renovations and upgrades include HVAC system, Fox Family Lobby, locker room, training room, concourse floor and memorabilia work, Legacy Room, basketball memorabilia displays, sound system, custom video scoreboard as well as deep cleaning and painting the upstairs seating
- Fully funding and outfitting the Duke Basketball Museum and Duke Athletics Hall of Fame in the Schwartz-Butters Athletics Center
- Upgrading recruiting travel with strategic use of private planes
- Upgrading video/computer technology and equipment
- Funding foreign basketball trips to London in 2003, China/ Dubai in 2011 and Duke Elevate to New York in 2013
- Upgrading financial compensation and support to top coaching staff in college basketball
- Initially funding the creation of The K Academy in 2002 - the top college sports fantasy camp in the country
- Initially funding the creation of The Coach K/Fuqua Conference on Leadership in 2001 - the first collaborative athletics/business school venture in the country

## Duke Basketball Legacy Fund

Duke basketball and world-class success are synonymous. Building the financial infrastructure of the program through the Duke Basketball Legacy Fund and its other development initiatives are imperative to continue that success. Coach K's driving force behind the mission to build an everlasting basketball program speaks for his desire to see the program sustained well past his coaching days.

The Legacy Fund began in January 2000 with the aim to establish a comprehensive endowment fund for player scholarships, coaches' salaries and operational budget, build a capital fund to enhance historic Cameron Indoor Stadium, address year-round training needs and meet the overall demands of the program well into the future. Each of the 41 active partners to the fund have contributed a minimum of \$1 million each and contributed a total of over \$115 million to date. In September of 2012, Steve and Judy Pagliuca gave a \$2.5 million gift to endow two assistant coaching positions and to name the annual Coaches' Award for Duke Basketball. The gift officially closes the named endowment opportunities (head coach, three assistant coaches, 13 scholarships) that were presented when the Legacy Fund was created in 2000.

One of Duke's all-time greats and one of only 13 players in school history to have his jersey number retired, Grant Hill has once again led the Blue Devils by serving as the Chairman of the Duke Basketball Legacy Fund. He accepted the position, as he has everything in his life, with a full commitment to excellence. The six-time NBA All-Star and three-time college All-American led off the fundraising initiative with a \$1 million gift to endow a scholarship in his and his wife Tamia's names.

The contributions of Legacy Fund members has also led to several facility upgrades, including renovations to Cameron Indoor Stadium, the Schwartz/Butters Athletic Center and the building of Michael W. Krzyzewski Center - Dedicated to Academic & Athletic Excellence.

The Legacy Fund has also funded a foreign basketball trip to London in 2003, upgraded recruiting travel with strategic use of private planes and fully funded and outfitted the Duke Basketball Museum & Duke Athletics Hall of Fame in the Schwartz/Butters Athletics Center in 2010.

Several other programs have grown from the initial and unique Legacy Fund development plan. In 2002, Duke became just the second school to initiate a Venture Capital Co-Investment Fund within an athletic department, and that group now numbers 17 strong, with each investor giving a \$50,000 gift. Duke basketball's connection with the Fuqua School of Business has translated into the annual Coach K / Fuqua Conference on Leadership and six years ago established the unique Fuqua / Coach K Center on Leadership & Ethics.

Another anchor to the year-round Duke Basketball efforts has been the summer basketball fantasy camp, the K Academy. Each year campers from around the country join Duke's former players for a five-day, one-of-a-kind basketball experience. This past summer, 80 campers and over 30 former Duke players came to Cameron for the experience.

As National Coach of the Decade for the 1990s and Duke's visionary leader, Coach K endeavors to secure the future of the program. With the creation of the Duke Basketball Legacy Fund, the program's heralded past as well as its future success will be forever linked.



### Debbie Krzyzewski Savarino

Assistant Director of Athletics/Special Events/Director of the Legacy Fund

Debbie K. Savarino joined the Duke staff in 2002 as the primary fund raiser for Duke's sports performance research facility, The K Lab. In 2004, she was named Assistant Director of the Legacy Fund and External Relations Director for Men's Basketball, and was subsequently named Assistant

Director of Athletics for Special Events and Director of the Legacy Fund in 2015.

Savarino is responsible for all special events involving the team within the Duke and Durham communities to include Countdown to Craziness, the annual team poster production, the end of season banquet and the K Academy while maintaining the relationships with the Duke Children's Hospital, The Emily K Center and The Jimmy V Foundation.

As Director of the Legacy Fund, Savarino is part of a fundraising team that has 41 active partners and has raised more than \$115 million for the program. This team has fully endowed the basketball program to include all player scholarships and coaching positions. Monies raised have also built and maintained the facilities used by the program.

Savarino also works hand in hand with Duke Corporate Education and Fuqua School of Business as a designer and facilitator for corporate events based on team work and leadership skills. These programs have been implemented by some of the world's top corporations.

A 1993 Duke graduate with a degree in Sociology, Savarino is active in the Durham community serving on the board at the Emily K Center and volunteering with the Duke Children's Hospital. Debbie and her husband, Peter have four children, Joey, Michael, Carly and Emmie.



### Rachel Fish Curtis

Executive Director of Athletics Environmental Branding/Director of the Legacy Fund

Rachel Fish Curtis has worked for the Duke Basketball Legacy Fund since July 2001. She was promoted to assistant director of the Legacy Fund in July of 2003, to associate director in 2007 and to director in 2015. In 2012, Curtis was also named

Duke's director of athletics environmental branding and was promoted to executive director in 2015.

Curtis is responsible for coordinating both fund-specific events and other special events at Duke, including the K Academy. She also coordinates the activities of the Venture Capital Co-Investment Fund.

In addition, Curtis oversees the implementation of all display and design components for all athletics facilities. Most recently, she oversaw renovations of the basketball nutrition room, player lounge and practice facility as well as updates and renovations to the Taishoff Aquatic Pavilion, Murray Building and wrestling practice facility.

Curtis, a 1996 graduate of Duke, and her husband, David, reside in Durham with their three children, Ben, Sophie and Tilly.



### Angela Cox

Administrative Assistant/Legacy Fund

Angela Cox was named administrative assistant for the Duke Basketball Legacy Fund in September of 2014. In this role, Cox assists the deputy director of athletics/operations as well as helps coordinate the day-to-day operations of the legacy office.

Previously, Cox served as an electromyography technician for the Division of Neurology at the Duke University Medical Center, where her responsibilities included performing nerve conduction studies on patients while maintaining supplies for EMG machines, assisting the director with budget preparation and coordinating the annual chemodeneration workshop.

In addition to her time as an electromyography technician, Cox also held the position of medical secretary for the Division of Neurology for 25 years. During her time as medical secretary, Cox scheduled consultations and studies for patients, gathered relevant information and compiled records for new patients, served as the liaison with administrative personnel and acted as time manager for office personnel.

Cox, a Durham native, currently resides in Bahama.



**Duke Basketball Endowed Scholarships**

**Grant & Tamia Hill Scholarship**

2001	Nate James
2002	Mike Dunleavy
2003	Dahntay Jones
2004	Chris Duhon
2005	J.J. Redick
2006	Shelden Williams
2007	Josh McRoberts
2008	Gerald Henderson
2009	Greg Paulus
2010	Jon Scheyer
2011	Kyle Singler
2012	Miles Plumlee
2013	Seth Curry
2014	Rodney Hood
2015	Amile Jefferson

**David T. Borman Memorial Scholarship**

2003	Andy Borman
2004	Andy Borman
2005	Shavlik Randolph
2006	Sean Dockery
2007	Jamal Boykin
2008	Martynas Pocius
2009	Brian Zoubek
2010	Ryan Kelly
2011	Casey Peters
2012	Marshall Plumlee
2013	Todd Zaifirovski
2014	Matt Jones
2015	Sean Obi

**Kevin & Gayla Compton Scholarship**

2004	J.J. Redick
2005	Shelden Williams
2006	DeMarcus Nelson
2007	Greg Paulus
2008	Nolan Smith
2009	David McClure
2010	Andre Dawkins
2011	Josh Hairston
2012	Seth Curry
2013	Marshall Plumlee
2014	Semi Ojeleye
2015	Rasheed Sulaimon

**Gunnar Peterson Scholarship**

2004	Sean Dockery
2005	Lee Melchionni
2006	Greg Paulus
2007	Lance Thomas
2008	Brian Zoubek
2009	Gerald Henderson
2010	Nolan Smith
2011	Miles Plumlee
2012	Michael Gbinije
2013	Ryan Kelly
2014	Josh Hairston
2015	Semi Ojeleye

**Capt. Bill Krzyzewski Scholarship**

2004	Nick Horvath
2005	Daniel Ewing
2006	J.J. Redick
2007	DeMarcus Nelson
2008	DeMarcus Nelson
2009	Jon Scheyer
2010	Kyle Singler
2011	Nolan Smith
2012	Ryan Kelly
2013	Mason Plumlee
2014	Tyler Thornton
2015	Quinn Cook

**Michael & Candace Olander Scholarship**

2006	Lee Melchionni
2007	David McClure
2008	Greg Paulus
2009	Nolan Smith
2010	Miles Plumlee
2011	Seth Curry
2012	Mason Plumlee
2013	Rodney Hood
2014	Alex Murphy
2015	Marshall Plumlee

**The Class of 1986 Scholarship**

2007	Jon Scheyer
2008	Kyle Singler
2009	Elliot Williams
2010	Lance Thomas
2011	Kyrie Irving
2012	Andre Dawkins
2013	Rasheed Sulaimon
2014	Jabari Parker
2015	Tyus Jones

**The Steve & Melinda Duncker**

2008	Jon Scheyer
2009	Lance Thomas
2010	Brian Zoubek
2011	Mason Plumlee
2012	Tyler Thornton
2013	Alex Murphy
2014	Quinn Cook
2015	Grayson Allen

**The Goodman Family Scholarship**

2010	Olek Czyz
2011	Tyler Thornton
2012	Quinn Cook
2013	Amile Jefferson
2014	Rasheed Sulaimon
2015	Justise Winslow

**The Goodman Family Scholarship II**

2013	Josh Hairston
2014	Andre Dawkins
2015	Matt Jones

**The Jeremy K. Mario '92 Scholarship**

2010	Jordan Davidson
2011	Andre Dawkins
2012	Alex Murphy
2013	Quinn Cook
2014	Amile Jefferson
2015	Justise Winslow

**The Class of 2010 Scholarship**

2011	Andre Dawkins
2012	Austin Rivers
2013	Tyler Thornton
2014	Marshall Plumlee
2015	Jahlil Okafor

**The Jim Strathmeyer Scholarship**

2012	Josh Hairston
2013	Andre Dawkins
2014	Todd Zaifirovski
2015	Sean Obi

**The Courtney Shives Scholarship**

2014	Matt Jones
2015	Sean Obi

**Varadhan Memorial Manager Scholarship**

2004	Max Perkins
2005	six senior managers
2006	Brian DeStefano
2007	Kevin Cullen, Chris Lauten Scott Naturman
2008	Chris Lauten
2009	Griffin Tormey, Joey McMahon
2010	Eric Skeffington
2011	Sarah Helfer
2012	John McGinty and Kyle Mumma
2013	Kate Wheelock and Kyle Mumma
2014	Scott Lamson
2015	Mike Sotsky

**Varadhan Undergrad Manager Scholarship**

2011	Pat Thompson
2012	Kate Wheelock
2013	John McGinty
2014	Jamie Stark
2015	Ian McKiernan

**Varadhan Graduate Fellowship in Basketball**

2011	Chris Carrawell
2012	Pat Thompson
2013	Casey Stevenson
2014	Casey Stevenson

**Christian Laettner & Brian Davis Scholarship**

2006	Josh McRoberts
2007	Gerald Henderson
2008	David McClure
2009	Kyle Singler
2010	Mason Plumlee
2011	Ryan Kelly

**Bill Jessup Scholarship**

2003	Chris Duhon
2004	Daniel Ewing
2005	Patrick Johnson
2006	Jamal Boykin
2007	Martynas Pocius
2008	Lance Thomas



### Kevin M. White

Vice President & Director of Athletics  
Adjunct Prof. of Business Administration  
St. Joseph's College, 1972

Kevin M. White was named Duke University's vice president and director of athletics on May 31, 2008. He also serves as an adjunct professor of business administration at the university.

White, 64, joined the Duke family after leading Notre Dame's athletics program to success both on the playing fields and in the classroom from 2000-08. He also has held a number of prominent national leadership roles within intercollegiate athletics, including his service in 2006-07 as president of the National Association of Collegiate Directors of Athletics (NACDA) and in 2005-06 as president of the Division I-A Athletic Directors Association. In 2006, White was named the GeneralSports TURF Systems Division I-A Central Region Athletic Director of the Year while at Notre Dame. In 2013, White was named one of four NCAA Football Bowl Subdivision recipients of the Under Armour AD of the Year Award presented by NACDA. A testament to the respect he has garnered within college athletics, White earned multiple high profile awards in 2014-15, including the National Football Foundation's John L. Toner award, Sports Business Journal's Athletic Director of the Year award, Bobby Dodd AD of the Year, and the 2015 Carl Maddox Sports Management Award.

Guided by the Strategic Plan that was approved by Duke's Board of Trustees in April of 2008, White made an immediate impact on Duke Athletics. In addition to leading the department to unprecedented success in competition, he reshaped the organization into a more efficient and modern department; strengthened ties to both campus and community constituents through consistent outreach efforts; successfully oversaw Duke's fundraising efforts during an economic downturn; completed partnerships with major corporate entities to enhance revenue streams; commissioned a master facilities plan to position Duke well into the 21st Century; and emphasized a stronger commitment to the university's intramural, club and recreational sports programs.

Since White's arrival, Duke has captured seven NCAA Championships - women's tennis in 2009, men's basketball in 2010 and 2015, men's lacrosse in 2010, 2013 and 2014, and women's golf in 2014 - and 17 ACC titles. On the strength of 20 teams participating in postseason competition and robust finishes in several sports, Duke ranked 20th in the 2015 Learfield Sports Directors' Cup standings, which determine an institution's all-around strength in intercollegiate athletics. The 20th-place showing marked the 12th consecutive year that Duke has ended among the nation's top 20 programs. In 2011, Duke placed fifth, matching the school's best finish in the rankings and its 1171.50 points earned were the most in program history. In White's seven years at Duke, the Blue Devils placed 17th (2009), 10th (2010), fifth (2011), 16th (2012), 12th (2013), ninth (2014) and 20th (2015) in the Directors' Cup standings.

Sixty-eight Blue Devil teams ranked among the nation's top 10 teams during the past seven seasons with 11 - men's basketball (2009, 2010, 2011, 2013, 2015), men's lacrosse (2010, 2013, 2014) and women's tennis (2009, 2010, 2014) - reaching No. 1. In all, 118 Blue Devil teams advanced to NCAA postseason competition during White's Duke tenure. In 2014-15, Duke captured its fifth NCAA Championship in men's basketball, while the women's golf and lacrosse teams both advanced to the NCAA semifinals.

Individually, 244 student-athletes earned All-America, 417 All-ACC and 211 All-Region or District honors the past seven years. During White's tenure, Duke boasts 12 NCAA individual champions in Curtis Beach (indoor track and field heptathlon in 2012 and 2014), Juliet Bottorff (outdoor track and field 10k in 2011), Mallory Cecil (women's tennis in 2009), Abby Johnston (three-meter diving in 2011), Nick McCrory (platform diving in 2010, 2011, 2013 and 2014), and Becca Ward (women's fencing, saber in 2009, 2011 and 2012).

Academically, Duke teams continued strong performances under White. In the 2014-15 academic year, 25 of 26 Blue Devil varsity teams earned grade point averages of 3.0 or better, while 123 student-athletes earned Dean's List honors in the fall semester, and 94 did so in the spring. Overall, 479 Blue Devil student-athletes made the latest All-ACC Honor Roll and continued an amazing stretch wherein Duke led the conference for the 27th time in the past 28 years.

In two key elements in tracking a department's academic success, Duke ranked among the nation's best again. Duke posted a 98% Graduation Success Rate (GSR) and 16 teams achieved a 100% GSR. Also, an ACC-best 15 Blue Devil teams were ranked in the top 10% of their respective sports in the most recent Academic Performance Rate (APR) Report, including the

men's basketball and football teams. In the 2015 report, Duke (992) ranked second among all FBS schools, behind only Wisconsin (998). In all, Duke totaled the highest APR scores among ACC institutions in 12 of the league's 25 sports - baseball (996), women's fencing (1000), football (992), women's golf (1000), men's lacrosse (1000), women's lacrosse (1000), rowing (1000), men's swimming and diving (1000), men's tennis (1000) and volleyball (1000).

Four Duke student-athletes were selected as CoSIDA Academic All-Americans, while 51 others received National Scholar-Athlete or Scholar All-America accolades. In White's seven-year tenure, former women's tennis player Parker Goyer won a Rhodes Scholarship (2009), while track and field student-athletes Sally Liu (2009) and Allie Speidel (2011) earned Marshall Scholarships.

Under White, Duke has continued its focus on outreach to the local community. Modeling the NCAA CHAMPS/Life Skills program's commitment to service, learning projects and outreach, over 500 Duke student-athletes across all sports participated in a combined effort of more than 2,000 community service hours during the 2014-15 academic year.

White's commitment to the overall mission of the university remains clear. A portion of ticket sales Blue Devil regular season home sporting events are directed annually to the Duke University Libraries and the Rubenstein-Bing Civic Engagement program. Per White's vision from 2011, the Duke Athletics Library Fund has generated significant unrestricted revenue for the Duke University Libraries to support teaching and research across the institution. The civic engagement program was started in 2015 in a partnership with Stanford University. The foundation of the venture includes student-athletes from both Duke and Stanford working together in under-resourced communities in the United States and abroad. Through immersive three-week summer service assignments, the student-athletes will have opportunities otherwise not afforded them during the school year due to academic and athletic responsibilities.

In fall of 2012, Duke University announced the \$3.25 billion Duke Forward fundraising campaign for priorities across Duke's 10 schools, Duke Medicine and a range of university programs. Included in the campaign is a \$250 million goal for Duke Athletics to be divided three ways - for facility enhancements and support (\$100 million), endowment income (\$50 million) and operating funds (\$100 million). Several facility projects have been initiated, including numerous renovations to Wallace Wade Stadium, modifications to the front of Cameron Indoor Stadium, and the new Scott Pavilion, which will house several of Duke Athletics' administrative units, as well as new strength and conditioning and sports medicine areas.

White, who holds a Ph.D. in education, has taught graduate-level classes since 1982 and currently teaches a sports business course in Duke's Fuqua School of Business as part of Duke's MBA program.

In August 2003, SI.com (the Sports Illustrated web site) listed White, then at Notre Dame, third in its rankings of the most powerful people in college football. In January 2004, The Sporting News listed him in its Power



100 as third among five names in the “front office” category (and the lone college athletics director among the 100).

White has served on numerous NCAA committees, including the NCAA Council, formerly the association's highest governing body. In 2012, White was among a select group of college and professional administrators asked to serve on the recently formed Expert Advisory Board for the Knight Commission. Moreover, he was the secretary of NCAA Football, a non-profit corporation acting as the “collective voice to promote college football.”

Always in demand as a visionary leader, White currently serves on the NCAA Division I Men's Basketball Committee, the United States Olympic Committee (USOC) Board of Directors and on the Advocates for Athletic Equity Board of Directors.

For several years, he was a representative with the football Bowl Championship Series. In addition, he previously was an ex-officio member of the Sugar Bowl Committee during his tenure at Tulane, was a member of the Rose Bowl Management Committee while at Arizona State, and also worked closely with the Fiesta Bowl during his stay in Tempe.

Given his background and success, it is not surprising that 23 current directors of athletics were mentored by White. That impressive list of current ADs includes:

<b>Name</b>	<b>Schools</b>
Sandy Barbour	Tulane (former) California (former) Penn State
Josh Berlo	Minnesota Duluth
Bob Bierie	Loras (former)
Thomas Boeh	Ohio University (former) Fresno State
Greg Capell	Loras (former)
Vic Cegles	Long Beach State
Sandy Hatfield Clubb	Drake
Tom Collins	Ball State (former)
Boo Corrigan	Army
Bubba Cunningham	Ball State (former) Tulsa (former) North Carolina
Scott Devine	St. Mary's College (MD)
Herman Frazier	Alabama-Birmingham (former) Hawaii (former)
Rudy Keeling	Emerson (former) Commissioner, ECAC (former)
Ian McCaw	Northeastern (former) Massachusetts (former) Baylor
Bernard Muir	Georgetown (former) Delaware (former) Stanford
Jim Phillips	Northern Illinois (former) Northwestern
Chris Reynolds	Bradley
Bill Scholl	Ball State (former) Marquette
Jim Sterk	Washington State (former) San Diego State
Norwood Teague	VCU (former) Minnesota (former)
Tim Van Alstine	Western Illinois (former) Cardinal Stritch University
Bruce Van de Velde	Utah State (former) Iowa State (former) Louisiana Tech (former)
Stan Wilcox	Florida State
Mark Wilson	Tennessee Tech


Prior to joining Notre Dame in 2000, White served as athletic director at Arizona State University, Tulane University, the University of Maine and Loras College in Iowa, where he originated the National Catholic Basketball Tournament.

Before becoming an administrator, White served as head track and field coach at Southeast Missouri State and assistant cross country and track and field coach at Central Michigan. He began his coaching career at Gulf High School in New Port Richey, Fla., coaching cross country and track and assisting in football and wrestling.

White earned his Ph.D. from Southern Illinois University in 1983 with an emphasis on higher education administration. In 1985, he completed

postdoctoral work at Harvard University's Institute for Educational Management. He earned his master's degree in athletics administration from Central Michigan University in 1976 and his bachelor's degree in business administration in 1972 from St. Joseph's College in Rensselaer, Ind., where he also competed as a sprinter. Additionally, White was recognized with honorary degrees from Loras College (2012), the United States Sports Academy (2007) and St. Joseph's College (2001).

White and his wife, Jane, a former college track and field coach, have five children and 12 grandchildren.




**STAFF**

**Duke All-Time Directors' Cup Finishes**

<b>Year</b>	<b>Finish</b>	<b>Points</b>	<b>ACC Finish</b>
1993-94	26th	451.5	4th
1994-95	21st	423.5	3rd
1995-96	39th	409.5	6th
1996-97	23rd	506.5	3rd
1997-98	28th	290.0	3rd
1998-99	7th	510.0	1st
1999-00	24th	566.0	3rd
2000-01	16th	722.0	2nd
2001-02	30th	600.0	4th
2002-03	21st	643.0	3rd
2003-04	18th	706.5	2nd
2004-05	5th	1,021.25	1st
2005-06	8th	851.25	2nd
2006-07	11th	988.25	2nd
2007-08	19th	821.0	4th
2008-09	17th	891.80	4th
2009-10	10th	982.75	4th
2010-11	5th	1171.50	1st
2011-12	16th	721.0	2nd
2012-13	12th	969.60	3rd
2013-14	9th	1,051.00	3rd
2014-15	20th	815.00	5th

Senior Administration



**Dr. Chris Kennedy**  
Senior Deputy  
Director of Athletics



**Tom Coffman**  
Deputy Director of Athletics/  
Development



**Mike Cragg**  
Deputy Director of Athletics/  
Operations




**Nina King**  
Deputy Director of Athletics/  
Administration, Legal Affairs &  
Chief of Staff



**Mitch Moser**  
Deputy Director of Athletics/Chief  
Financial Officer



**Brad Berndt**  
Senior Associate Director of  
Athletics/Student Services



**Gerald Harrison**  
Senior Associate Director of  
Athletics/Internal Affairs



**Jon Jackson**  
Senior Associate Director of  
Athletics/External Affairs



**Jacki Silar**  
Senior Associate Director of  
Athletics/SWA & S-A Development



**Todd Mesibov**  
Associate Director of Athletics/  
Compliance



**Mike Sobb**  
Associate Director of Athletics/  
Resource Acquisition



**Leslie Barnes**  
Assistant Director of Athletics/  
Student-Athlete Development



**Art Chase**  
Assistant Director of Athletics/  
External Affairs



**Joe Manhertz**  
Assistant Director of Athletics/  
Iron Dukes Major Gifts



**Gina Bradley**  
Assistant Director of Athletics/  
Business Operations



**Tony Sales**  
Assistant Director of Athletics/  
Student-Athlete External Affairs



**Debbie K. Savarino**  
Assistant Director of Athletics/  
Special Events/Director of the  
Legacy Fund



**Bob Weiseman**  
Assistant Director of Athletics/  
Athletic Facilities, Game Opera-  
tions & Championships



**Jack Winters**  
Assistant Director of Athletics/  
Iron Dukes



**Rachel Curtis**  
Executive Director of Athletics  
Environmental Branding/Director  
of the Legacy Fund

**Heather Ryan**  
Executive Director/Academic  
Services

**Chris Spatola**  
Executive Director/Auxiliary  
Services

**Felicia Tittle**  
Executive Director/ Recreation &  
Physical Education



**James Coleman**  
Chairman, Duke Athletic Council



**Martha Putallaz**  
Faculty Athletic Representative

STAFF

## **2014-15 In Review**

---

Season Notes	68-70
Results	71
Final Statistics	72
Team Highs/Lows	73
Individual Highs	73
Box Scores	74-80
ACC Individual Stats	81
ACC Team Stats	82

2014-15 News & Notes

BY THE NUMBERS

• **Mike Krzyzewski** became the first coach in NCAA Division I men's basketball history to record 1,000 career wins with a 77-68 win over St. John's Jan. 25, 2015. He led the Blue Devils to a 35-4 record for his NCAA-leading 14th season with 30 or more victories.

• **Mike Krzyzewski** moved into second place in NCAA history with five NCAA Championships and 12 Final Four appearances.

• **Jahlil Okafor** averaged 17.3 points and 8.5 rebounds per game to earn consensus first team All-America status. He was the 18th Duke player overall and just the second freshman (Jabari Parker - 2014) to accomplish that feat.

• **Quinn Cook**, a *Sporting News* second team All-America selection, averaged a career-high 15.3 points per game while also posting career bests in field goal percentage (.453), three-point percentage (.395), three-point field goals (2.62 3pg.) and free throw percentage (.891). Cook finished his career as Duke's all-time assist-to-turnover leader (2.52:1).

• Duke was the only team in the NCAA with three freshmen to average double figures in scoring. **Jahlil Okafor** (17.3 ppg.), **Justise Winslow** (12.6 ppg.) and **Tyus Jones** (11.8 ppg.) combine for 41.7 points per game (52.6 percent of Duke scoring). The Blue Devils were 23-2 when the trio combined to score 40 or more points in a game.

• A freshman led the Blue Devils in scoring in 29 of 39 games. **Jahlil Okafor** has paced the offensive attack 14 times, while **Tyus Jones** (8), **Justise Winslow** (6) and **Grayson Allen** (1) also led Duke in scoring. The rookie class also accounted for 26 of Duke's 33 20-point games on the year (Okafor 14, Jones 7, Winslow 4, Allen 1).

• **Justise Winslow** averaged 6.5 rebounds per game to become the second player 6-6 or under to average 6.0 rpg. under Coach K. Chris Carrawell averaged 6.1 rpg. in 1999-2000.

• Duke's starting backcourt of **Quinn Cook** and **Tyus Jones** combined to shoot 89.0 percent (242-of-272) from the free throw line. The remaining six players in the Duke rotation were 342-of-561 (.610) from the charity stripe.

• **Jahlil Okafor** recorded the third-highest field goal percentage (.664) in Duke history, finishing the year 279-of-420 from the field. He shot 70 percent or better from the field 20 times on the year and finished eighth in the NCAA in field goal percentage.

• **Tyus Jones** scored a game-high 23 points, including 19 in the second half of play, in the NCAA title game. He became the fourth freshman in NCAA history to earn Final Four Most Outstanding Player honors. Jones was also the MOP of the South Regional.

• **Jahlil Okafor** scored 657 points on the season to become the second Duke freshman and the seventh ACC rookie to top the 600-point mark. Okafor became the first freshman in ACC history to earn conference player of the year accolades.

• **Justise Winslow** averaged 14.3 points, 9.3 rebounds, 2.7 assists, 1.7 blocks and 1.5 steals in NCAA Tournament play. He was 28-of-55 (.509) from the field, including 8-of-14 (.571) from three-point range over the six-game span.

• Duke held each of its six NCAA Tournament opponents under 65 points, marking the first time in program history it accomplished that feat. The Blue Devils allowed just 56.3 points per game on 38.0 percent shooting in the NCAA Tournament.

• **Quinn Cook** set a Duke record (4th in ACC history) with at least one three-point field goal in 45 consecutive games. Cook's 102 three-point field goals on the season is tied for eighth at Duke.

• Duke's freshman class set an NCAA Championship game record with 60 points in the win over Wisconsin. The group accounted for all 37 points by the Blue Devils in the second half of play.

NON-CON HOME WIN STREAK

• Duke has won an NCAA-best 116 consecutive non-conference home games. Duke's last home loss against a non-conference foe was an 83-82 decision against St. John's on Feb. 26, 2000.

• Duke has also won 108 straight games at Cameron against unranked non-conference opponents (also dating back to the 83-82 loss to St. John's on Feb. 26, 2000).

NCAA • Non-Conference Home Win Streaks

Rk	Team	No	Next Game
1.	Duke	116	next season
2.	Minnesota	42	next season
3.	Illinois	36	next season
4.	Wichita State	31	next season

AP POLL STREAK EXTENDED

• Duke has been ranked in the AP Poll an NCAA-best 155 straight weeks.

• Duke's current streak is the second-longest stretch in program history and the seventh-longest consecutive weeks ranked streak in NCAA history.

• Duke has been ranked in the top five of the AP Poll for the entire season. The Blue Devils also accomplished that feat in 1992, 1998, 1999, 2001, 2002, 2006 and 2011.

Consecutive Weeks in AP Top 25 Rankings - Active

1.	Duke	155
2.	Kansas	123
3.	Louisville	59

COACH 1K

• **Mike Krzyzewski** became the first men's coach in Division I college basketball to record 1,000 career victories with a 77-68 win over St. John's Saturday, Jan. 25 at Madison Square Garden.

• Krzyzewski also passed Dean Smith for the most ACC victories Feb. 4 with a 72-66 win over Georgia Tech.

• Krzyzewski owns a 1,018-310 record over 40 seasons as a head coach, including a 945-251 mark at Duke (35 seasons).

WINS THIS DECADE

• Duke has the best winning percentage (.837) in the NCAA since the start of the 2009-10 season.

• Duke has won 185 games this decade, second-most in the NCAA.

NCAA • Winningest Teams This Decade

Rk	Team	Wins	Losses	PCT
1.	Duke	185	36	.837
2.	Kentucky	190	38	.833
3.	Kansas	182	38	.827
4.	Gonzaga	173	37	.824
5.	Wichita State	176	38	.822
6.	San Diego State	164	43	.792
7.	Syracuse	167	44	.791
8.	Ohio State	170	48	.780
9.	Louisville	168	53	.760
10.	Wisconsin	164	52	.759
11.	Arizona	163	52	.758

NCAA • Wins Since the Start of the 2009-10 Season

Rk	Team	Wins
1.	Kentucky	190
2.	Duke	185
3.	Kansas	182
4.	Wichita State	176
5.	Gonzaga	173
6.	Ohio State	170
7.	Louisville	168
8.	Syracuse	167
9.	San Diego State	164
	Wisconsin	164

through 2014-15 season

EFFICIENT OFFENSE

• Duke's offensive attack was one of the most efficient in the NCAA as the Blue Devils ranked among the NCAA leaders in points per game (6th), floor percentage (2nd), points per possession (5th), efficiency (5th), two-point field goal percentage (5th), field goal percentage (3rd) and effective field goal percentage (6th).

SUCCESS AGAINST THE TOP 10

• Duke went 6-1 on the year against teams ranked in the top 10 of the AP Poll.

• The Blue Devils posted three road wins over top-10 opponents for the first time in program history.

• Duke recorded one of its best outings against a top-10 foe in a 90-60 win over No. 10 Notre Dame Feb. 7.

Duke Against Top 10 Opponents

Opponent - Date	Score
at No. 2 Wisconsin - Dec. 3, 2014	W, 80-70
at No. 6 Louisville - Jan. 17, 2015	W, 63-52
at No. 8 Notre Dame - Jan. 28, 2015	L, 73-77
at No. 2 Virginia - Jan. 31, 2015	W, 69-63
No. 10 Notre Dame - Feb. 7, 2015	W, 90-60
vs. No. 7 Gonzaga - March 29, 2015	W, 66-52
vs. No. 3 Wisconsin - April 6, 2015	W, 68-63

Duke • Scoring Margin Against Top 10 Opponents

Rk	Opponent - Date	Margin (Score)
1.	No. 10 Virginia - Jan. 13, 2001	42 (103-61)
2.	No. 6 West Virginia - Jan. 26, 1963	40 (111-71)
3.	vs. No. 2 Texas - Dec. 10, 2005	31 (91-60)
4.	No. 10 Notre Dame - Feb. 7, 2015	30 (90-60)
5.	vs. No. 3 Michigan - Dec. 21, 1965	27 (100-73)
6.	vs. No. 6 North Carolina - March 11, 2001	26 (79-53)
7.	vs. No. 8 Florida - Dec. 29, 1987	23 (93-70)
8.	No. 6 Florida State - Feb. 24, 1993	23 (98-75)
	No. 9 Wake Forest - Jan. 24, 2001	23 (85-62)
10.	at No. 9 Michigan State - Dec. 3, 2003	22 (72-50)

DOUBLE-DIGIT WIN STREAK

• Duke won 13 consecutive games by 10 or more points to open the season, matching the longest streak in program history.

• Duke has won 10 or more straight games by double figures eight times, including seven times under **Mike Krzyzewski**.

Duke • Consecutive Double Figure Wins

Rk	Dates	Games
1.	Nov. 14, 2014 - Jan. 3, 2015	13
	Feb. 11, 1999 - March 21, 1999	13
3.	Dec. 5, 1998 - Jan. 20, 1999	12
4.	Jan. 10, 2002 - Feb. 14, 2002	11
5.	Dec. 7, 2005 - Jan. 18, 2006	10
	Dec. 3, 2003 - Jan. 15, 2004	10
	Jan. 6, 1992 - Feb. 1, 1992	10
	Jan. 12, 1965 - Feb. 20, 1965	10

**LATE GAME COMEBACKS**

- Duke registered a several dramatic come-from-behind victories over ranked opponents in 2015, overcoming double-digit second half deficits in wins over No. 2 Virginia and No. 15 North Carolina (Feb. 18) as well as a nine-point deficit in the NCAA Championship game against Wisconsin.
- The Blue Devils trailed Virginia 56-47 with 5:19 remaining before closing the game on a 22-7 run to secure the road win. Duke went 5-of-6 from three-point range in the deciding run including **Quinn Cook** going 3-of-3 down the stretch.
- Duke trailed North Carolina by nine points with 2:40 remaining and by seven with under 90 seconds left to play before producing a 9-2 run to force overtime. **Tyus Jones** scored all nine Duke points over the final 1:25 of regulation.
- Duke also trailed St. John's by 10 points with 8:35 remaining in the game before closing on a 28-9 run. **Quinn Cook** and **Tyus Jones** combined for 19 points during that span.
- **Tyus Jones** and **Grayson Allen** also engineered a dramatic comeback in the Blue Devils' championship game victory over Wisconsin. The freshman guard tandem combined for 29 of Duke's 37 second half points in a 68-63 win.
- With Duke trailing by nine with 13:20 remaining, Allen scored eight straight points for the Blue Devils. Jones followed with a three-point play and added a three-pointer at the 4:06 mark to give Duke a 59-58 lead. He added another three with 1:20 remaining to help seal the victory.

**OFFENSIVE EXPLOSION**

- Duke scored 113 points in the season opening win over Presbyterian as six different players scored in double figures.
- Duke's 113 points in the opener were the fourth-most in the first game of the season for the Blue Devils.
- Duke followed its opener with a 109-point effort against Fairfield to begin the season with back-to-back 100-point games for the fourth time in school history.
- Duke's 222 points over its first two games is the second-most combined points over the first two games of a season.

**Points in a Season Opener**

Rk	Opponent	Date	Points
1.	vs. Harvard	11/25/89	130
2.	vs. NC Central	11/9/07	121
3.	vs. Clemson	12/3/54	115
4.	vs. Presbyterian	11/14/14	113
5.	vs. Virginia Tech	12/1/65	112

**Points in First Two Games of a Season**

Rk	Year	Game 1	Game 2	Combined
1.	1989-90	130	102	232
2.	2014-15	113	109	222
3.	1991-92	103	118	221
4.	1953-54	110	101	211
5.	2007-08	121	86	207

**MAKING THE EXTRA PASS**

- The Blue Devils recorded 20 or more assists five times and averaged 15.1 assists per game on the year.
- The Blue Devils recorded 30 assists in the season opener, tied for fourth-most in school history.
- Duke also set a school NCAA Tournament record with 28 assists in its opening round win over Robert Morris.

**Duke • Most Assists in a Game**

Rk	Opponent	Date	Assists
1.	vs. Miami [Fla.]	2/19/86	33
2.	vs. Virginia	2/11/65	32
3.	vs. Davidson	1/29/75	31
4.	vs. Presbyterian	11/14/14	30
	vs. South Carolina State	11/21/98	30
	vs. Harvard	11/25/89	30

**Duke • Most Assists in an NCAA Tournament Game**

Rk	Opponent	Date	Assists
1.	vs. Robert Morris	3/20/15	28
2.	vs. Radford	3/13/98	27

**HOT SHOOTING HALVES**

- Duke went 17-of-21 (.810) from the field in the opening half of a Feb. 7 win over No. 10 Notre Dame, marking the sixth time in program history the Blue Devils have shot 80 percent or better in a half.
- The Blue Devils also shot 71.4 percent (15-of-21) in a Dec. 3 win over No. 2 Wisconsin, tied for the 33rd-best second-half shooting performance in program history.

**Duke • Highest FG Percentage in a Half**

Rk	Opponent - Date (Half)	PCT (FG-FGA)
1.	vs. Wake Forest - Dec. 18, 1971 (2nd)	.857 (6-of-7)
2.	Appalachian State - Dec. 5, 1984 (2nd)	.849 (28-of-33)
3.	Notre Dame - Feb. 7, 2015 (1st) at Miami - Jan. 14, 2007 (1st)	.810 (17-of-21)
	Virginia - Feb. 1, 1975 (2nd)	.810 (17-of-21)
6.	Boston College - Nov. 16, 1990 (2nd)	.800 (20-of-25)
7.	vs. Maryland - March, 1, 1980 (2nd)	.789 (15-of-19)
8.	vs. Villanova - March 19, 1978 (2nd) at Northwestern - Dec. 19, 1984 (1st)	.782 (18-of-23)
10.	Cornell - Nov. 30, 1974 (1st)	.774 (24-of-31)

**2014-15 Duke Banquet Awards**

Swett-Baylin Award (MVP)	Jahlil Okafor, Quinn Cook
Dr. Deryl Hart (Top Scholar-Athlete)	Amile Jefferson
Glenn E. "Ted" Mann Award (Player Contributing Most to Team Morale)	Marshall Plumlee
Pagliuca Family Coach's Award (Player Exemplifying Commitment and Values)	Matt Jones
Iron Dukes Award (Most Minutes Played)	Quinn Cook
Bill Krzyzewski Captains' Awards	Quinn Cook, Amile Jefferson, Marshall Plumlee
Best Field Goal Percentage Award	Jahlil Okafor
Best Free Throw Percentage Award	Quinn Cook, Tyus Jones
Best Rebounding Average Award	Jahlil Okafor
Most Assists Award	Tyus Jones
Best Defensive Player Award	Justise Winslow
Gopal Varadhan Senior Manager Award	Ian McKiernan, Derek Rhodes, Mike Sotsky, Graham Vehovec
Harry Rainey Spirit Award (Outstanding Cheerleader)	Kaitlyn O'Connor
Charles Hogan Memorial Band Award	Drew Cutshaw, Stephanie Egeler

**2014-15 Honors & Awards**

**All-America**

Jahlil Okafor (1st Team - Sporting News, Sports Illustrated, USBWA, Wooden Award, Associated Press)  
Quinn Cook (2nd Team - Sporting News)

**Tisdale National Freshman of the Year**

Jahlil Okafor

**Freshman All-America**

Jahlil Okafor (1st Team - USBWA, Basketball Times, CBSSports.com); Tyus Jones (1st Team - Basketball Times, CBSSports.com); Justise Winslow (1st Team - CBSSports.com)

**AAU Sullivan Award Finalist**

Jahlil Okafor

**District III Player of the Year**

Jahlil Okafor (USBWA)

**USBWA All-District III Team**

Quinn Cook  
Tyus Jones  
Jahlil Okafor  
Justise Winslow

**NCAA Final Four Most Outstanding Player**

Tyus Jones

**NCAA All-Final Four Team**

Grayson Allen  
Tyus Jones  
Justise Winslow

**NCAA South Regional Most Outstanding Player**

Tyus Jones

**NCAA South Regional All-Tournament Team**

Matt Jones  
Tyus Jones  
Justise Winslow

**ACC Player of the Year**

Jahlil Okafor

**ACC Freshman of the Year**

Jahlil Okafor

**All-ACC**

Jahlil Okafor (1st Team - media & coaches)  
Quinn Cook (2nd Team - media & coaches)  
Tyus Jones (3rd Team - media & coaches)

**All-ACC Freshman Team**

Tyus Jones (media & coaches)  
Jahlil Okafor (media & coaches)  
Justise Winslow (media & coaches)

**All-ACC Academic Team**

Grayson Allen  
Amile Jefferson  
Tyus Jones  
Marshall Plumlee  
Justise Winslow

**All-ACC Tournament Team**

Jahlil Okafor (2nd Team)





2014-15 Results

Overall Record: 35-4 (Home: 15-1; Road: 9-2; Neutral: 11-1)

ACC Record: 15-3 (Home: 8-1; Road: 7-2)

Date	Opponent	Result	Duke High Scorer	Opponent High Scorer	Duke High Rebounder	Opponent High Rebounder	Duke High Assists	Att.
N. 14	> [4/-] PRESBYTERIAN	W, 113-44	Okafor (19)	Murray (14)	Jefferson (10)	Murray (7)	T. Jones (7)	9,314 #
N. 15	> [4/-] FAIRFIELD	W, 109-59	Winslow (18)	Mar. Gilbert (15)	Jefferson & Okafor (9)	Mar. Gilbert (5)	T. Jones (5)	9,314 #
N. 18	^ [4/19] vs. Michigan State	W, 81-71	Cook (19)	Dawson (18)	Winslow (6)	Dawson (9)	Cook (6)	19,306 #
N. 21	< [4/-] vs. Temple	W, 74-54	Cook (17)	Cummings (18)	Jefferson & Okafor (8)	Watson (9)	T. Jones (7)	10,135
N. 22	< [4/-] vs. Stanford	W, 70-59	Cook (18)	Randle (22)	Okafor (12)	Nastic (13)	Cook (5)	10,046
N. 26	[4/-] FURMAN	W, 93-54	Okafor (24)	Ferrara (13)	Jefferson (12)	Acox (5)	T. Jones (7)	9,314 #
N. 30	[4/-] ARMY	W, 93-73	Okafor (21)	Wilson (19)	Jefferson (12)	Ferguson (6)	T. Jones (10)	9,314 #
D. 3	[4/2] + at Wisconsin	W, 80-70	T. Jones (22)	Jackson (25)	T. Jones & Okafor (6)	Kaminsky (9)	T. Jones (4)	17,279 #
D. 15	[2/-] ELON	W, 75-62	Okafor (25)	Eddy (16)	Okafor (20)	Thompson & Hairston (5)	Jones & Cook (4)	9,314 #
D. 18	[2/-] ~ vs. Connecticut	W, 66-56	T. Jones (21)	Boatright (22)	Jefferson (13)	Facey (9)	T. Jones (3)	16,541
D. 29	[2/-] TOLEDO	W, 86-69	Okafor (27)	Brown (19)	Okafor & Jefferson (8)	Weatherspoon (8)	T. Jones (8)	9,314 #
D. 31	[2/-] WOFFORD	W, 84-55	Okafor (24)	Cochran (13)	Okafor (8)	Cochran & Collins (5)	T. Jones (5)	9,314 #
J. 3	[2/-] BOSTON COLLEGE *	W, 85-62	Okafor (28)	Hanlan (22)	Okafor (8)	Three with (5)	Winslow (4)	9,314 #
J. 7	[2/-] at Wake Forest *	W, 73-65	Winslow (20)	Thomas (24)	Okafor (11)	Miller-McIntyre (9)	T. Jones (4)	12,651
J. 11	[2/-] at NC State *	L, 75-87	Okafor (23)	Lacey (21)	Okafor (12)	Abu (8)	T. Jones (4)	19,500 #
J. 13	[4/-] MIAMI *	L, 74-90	Cook (18)	Rodriguez (24)	Okafor (15)	Jekiri (10)	Cook (4)	9,314 #
J. 17	[4/6] at Louisville *	W, 63-52	Jefferson (19)	Rozier (17)	Three with (7)	Harrell (14)	T. Jones (8)	22,791 #
J. 19	[5/-] PITTSBURGH *	W, 79-65	T. Jones (22)	Artis (21)	Cook (10)	Artis (6)	Okafor (5)	9,314 #
J. 25	[5/-] at St. John's	W, 77-68	T. Jones (22)	Pointer (21)	Okafor (10)	Pointer (10)	T. Jones (6)	19,812 #
J. 28	[4/8] at Notre Dame *	L, 73-77	Okafor (22)	Grant (22)	Okafor (17)	Connaughton (12)	M. Jones (4)	9,149 #
J. 31	[4/2] at Virginia *	W, 69-63	T. Jones (17)	Brodgon (17)	Winslow (11)	Brodgon (6)	T. Jones (4)	14,593 #
F. 4	[4/-] GEORGIA TECH *	W, 72-66	Cook (17)	Bolden (16)	Winslow (10)	Georges-Hunt (9)	T. Jones (5)	9,314 #
F. 7	[4/10] NOTRE DAME *	W, 90-60	Okafor (20)	Vasturia (15)	Winslow (11)	Connaughton (5)	T. Jones (7)	9,314 #
F. 9	[4/-] at Florida State *	W, 73-70	Cook (26)	Bookert (23)	T. Jones (6)	Ojo (9)	T. Jones (12)	11,498
F. 14	[4/-] at Syracuse *	W, 80-72	Okafor (23)	Gbinije (27)	Okafor (13)	Roberson (10)	T. Jones (6)	35,446 #
F. 18	[4/15] NORTH CAROLINA *	W, 90-92 OT	T. Jones & Cook (22)	Meeks & Johnson (18)	Okafor (13)	Johnson (12)	T. Jones (8)	9,314 #
F. 21	[4/-] CLEMSON *	W, 78-56	Cook (27)	Blossomgame (10)	Winslow (13)	Grantham (8)	T. Jones (9)	9,314 #
F. 25	[4/-] at Virginia Tech *	W, 91-86 OT	Okafor (30)	Hudson (23)	Okafor (9)	Hudson (6)	T. Jones (9)	9,847 #
F. 28	[4/-] SYRACUSE *	W, 73-54	Winslow (23)	Roberson (16)	Okafor (14)	Roberson (9)	T. Jones (6)	9,314 #
M. 4	[3/-] WAKE FOREST *	W, 94-51	Allen (27)	Miller-McIntyre (20)	Winslow (6)	Miller-McIntyre & Wilbekin (4)	Winslow (7)	9,314 #
M. 7	[3/19] at North Carolina *	W, 84-77	T. Jones (24)	Paige (23)	T. Jones & Jefferson (6)	Meeks (9)	T. Jones (7)	21,750 #
M. 12	& [2/-] vs. <sup>7</sup> NC State	W, 77-53	Cook (15)	Turner (16)	Winslow (6)	Three with (6)	T. Jones (8)	22,026 #
M. 13	& [2/1] vs. <sup>3</sup> Notre Dame	L, 64-74	Okafor (28)	Colson (17)	Winslow (11)	Grant (7)	T. Jones (5)	22,026 #
M. 20	% [4/-] vs. <sup>16</sup> Robert Morris	W, 85-56	Cook (22)	Pryor (23)	Winslow (11)	Pryor (5)	T. Jones & Winslow (7)	16,945
M. 22	% [4/-] vs. <sup>8</sup> San Diego State	W, 68-49	Okafor (26)	Shepard (13)	Winslow (12)	O'Brien (7)	T. Jones (6)	18,482
M. 27	! [4/19] vs. <sup>5</sup> Utah	W, 63, 57	Winslow (21)	Taylor (15)	Winslow (10)	Poeltl (8)	T. Jones (3)	21,168
M. 29	! [4/7] vs. <sup>2</sup> Gonzaga	W, 66-52	M. Jones & Winslow (16)	Wiltjer (16)	Okafor (8)	Three with (5)	T. Jones (6)	20,744
A. 4	\$ [4/23] vs. <sup>7</sup> Michigan State	W, 81-61	Winslow (19)	Valentine (22)	Winslow (9)	Valentine (11)	T. Jones (4)	72,238 #
A. 6	\$ [4/3] vs. <sup>1</sup> Wisconsin	W, 68-63	T. Jones (23)	Kaminsky (21)	Winslow (9)	Kaminsky (12)	Cook & Jefferson (2)	71,149

SEASON IN REVIEW

Home games in **BOLDFACE CAPS**

\* - indicates Atlantic Coast Conference game

[ ] - denotes Duke/opponent AP ranking at time of game

# - denotes sellout crowd

> - Coaches vs. Cancer Classic (Cameron Indoor Stadium - Durham, N.C.)

^ - Champions Classic (Bankers Life Fieldhouse - Indianapolis)

< - Coaches vs. Cancer Classic (Barclays Center - Brooklyn, N.Y.)

+ - ACC/Big Ten Challenge

~ - CARQUEST Auto Parts Classic (Izod Center - East Rutherford, N.J.)

& - ACC Tournament (Greensboro Coliseum - Greensboro, N.C.)

% - NCAA Tournament 2nd & 3rd Round (Time Warner Cable Arena - Charlotte, N.C.)

! - NCAA Tournament Sweet 16 & Elite 8 (NRG Stadium - Houston, Texas)

\$ - NCAA Tournament Final Four & Championship Game (Lucas Oil Stadium - Indianapolis, Ind.)

► **2014-15 ATTENDANCE FIGURES**

Site	Games	Total	Average
Home	16	149,024	9,314
Away	11	194,317	17,665
Neutral	12	320,806	26,734
<b>Totals</b>	<b>39</b>	<b>664,147</b>	<b>17,029</b>

► **DUKE BY THE NUMBERS**

Seasons of Men's Basketball	110th
Total Games	2,915
ACC Championships	19 (last in 2011)
NCAA Tournament Appearances	39 (last in 2015)
NIT Appearances	5
20-Win Seasons	50
30-Win Seasons	14
Duke all-time record	2,062-853
Duke all-time ACC record (regular season only)	601-299
Overtime Games	123 (68-55)
Duke 100-Point Games	181 (176-5)
Consecutive games with at least one three-point FG	911*
Consecutive games with at least five three-point FG	0
Consecutive games holding opponents under .500 shooting	6
Consecutive games holding opponents under 100 points	232
Consecutive games scoring at least 70 points	0

\* - Duke record



**Team Highs/Lows**

		<b>DUKE</b>	<b>OPPONENT</b>
Points 1st Half	High	57 vs. Presbyterian (11/14/14)	43 by St. John's (1/25/15)
	Low	26 2x; vs. Notre Dame (3/13/15)	15 by Wake Forest (3/4/15)
Points 2nd Half	High	65 vs. Fairfield (11/15/14)	56 by Miami (1/13/15)
	Low	30 vs. Stanford (11/22/14)	21 by Wofford (12/31/14)
Total Points	High	113 vs. Presbyterian (11/14/14)	90 2x; last by North Carolina (2/18/15)
	Low	63 2x; last vs. Utah (3/27/15)	44 by Presbyterian (11/14/14)
FG Made	High	42 vs. Presbyterian (11/14/14)	38 by North Carolina (2/18/15)
	Low	18 vs. Connecticut (12/18/14)	18 2x; last by Louisville (1/17/15)
FG Attempted	High	69 vs. Presbyterian (11/14/14)	83 by North Carolina (2/18/15)
	Low	43 vs. Louisville (1/17/15)	50 2x; last by Gonzaga (3/29/15)
FG Percentage	High	.652 [30-of-46] vs. Wisconsin (12/3/14)	.550 [33-of-60] by NC State (1/11/15)
	Low	.369 [24-of-65] vs. NC State (1/11/15)	.295 [18-of-61] by Louisville (1/17/15)
3-Pt. FG Made	High	16 vs. Presbyterian (11/14/14)	12 by Virginia Tech (2/25/15)
	Low	2 vs. Michigan State (4/4/15)	1 2x; last by Temple (11/21/14)
3-Pt. FG Att.	High	31 vs. Presbyterian (11/14/14)	25 by Louisville (1/17/15)
	Low	9 vs. Utah (3/27/15)	8 by Notre Dame (3/13/15)
3-Pt. FG Pct.	High	.836 [7-of-12] vs. Wisconsin (12/3/14)	.727 [8-of-11] by Georgia Tech (2/4/15)
	Low	.176 [3-of-17] vs. Notre Dame (3/13/15)	.083 [1-of-12] 2x; last by Temple (11/21/14)
FT Made	High	27 2x; last vs. Michigan State (4/4/15)	22 2x; last by Notre Dame (3/13/15)
	Low	2 vs. San Diego State (3/22/15)	2 2x; last by Robert Morris (3/20/15)
FT Attempted	High	37 2x; last vs. Wisconsin (4/4/15)	30 by Miami (1/13/15)
	Low	2 vs. San Diego State (3/22/15)	4 by Robert Morris (3/20/15)
FT Percentage	High	1.000 [2-of-2] vs. San Diego State (3/22/15)	1.000 [13-of-13] by North Carolina (3/7/15)
	Low	.500 5x; last vs. Robert Morris (3/20/15)	.222 [2-of-9] by Wake Forest (3/4/15)
Off. Rebounds	High	17 3x; last vs. Miami (1/13/15)	19 by North Carolina (2/18/15)
	Low	3 vs. Wisconsin (12/3/14)	4 by Wake Forest (1/7/15)
Def. Rebounds	High	33 vs. North Carolina (2/18/15)	30 by North Carolina (2/18/15)
	Low	18 2x; last vs. North Carolina (3/7/15)	13 2x; last by Notre Dame (1/7/15)
Total Rebounds	High	46 2x; last vs. North Carolina (2/18/15)	49 by North Carolina (2/18/15)
	Low	25 vs. Michigan State (11/18/14)	20 by Fairfield (11/15/14)
Assists	High	30 vs. Presbyterian (11/14/14)	21 by North Carolina (2/18/15)
	Low	5 vs. Utah (3/27/15)	5 3x; last by San Diego State (3/22/15)
Blocked Shots	High	10 vs. Boston College (1/3/15)	10 by NC State (1/11/15)
	Low	0 vs. Clemson (2/21/15)	0 3x; last by Elon (12/15/14)
Steals	High	12 4x; last vs. Wake Forest (3/4/15)	12 2x; last by Syracuse (2/28/15)
	Low	3 vs. Florida State (2/9/15)	1 by Gonzaga (3/29/15)
Turnovers	High	19 vs. Connecticut (12/18/14)	19 2x; last by Wake Forest (3/4/15)
	Low	3 vs. Gonzaga (3/29/15)	5 by Wisconsin (4/6/15)
Personal Fouls	High	22 vs. Miami (1/13/15)	28 by Michigan State (4/4/15)
	Low	8 vs. Robert Morris (3/20/15)	8 by San Diego State (3/22/15)

**SEASON IN REVIEW**

**Individual Game Highs**

	<b>DUKE</b>	<b>OPPONENT</b>
Points	30, Jahlil Okafor vs. Virginia Tech (2/25/15)	27 by Michael Gbinije, Syracuse (2/14/15)
FG Made	13, 2x; last Jahlil Okafor vs. Notre Dame (3/13/15)	12 by Devin Thomas, Wake Forest (1/7/15)
FG Attempted	20, Jahlil Okafor vs. Temple (11/21/14)	22 by Marcquise Reed, Robert Morris (3/20/15)
3-Pt. FG Made	6, 3x; last Quinn Cook vs. Robert Morris (3/20/15)	5, 4x; last by Denzel Valentine (4/4/15)
3-Pt. FG Attempted	11, Quinn Cook vs. Virginia Tech (2/25/15)	9, 5x; last by Denzel Valentine (4/4/15)
FT Made	14, Jahlil Okafor vs. Boston College (1/3/15)	10 by Manu Lecomte, Miami (1/13/15)
FT Attempted	17, Jahlil Okafor vs. Boston College (1/3/15)	12 by Devon Bookert, Florida State (2/9/15)
Rebounds	20, Jahlil Okafor vs. Elon (12/15/14)	14 by Montrezl Harrell, Louisville (1/17/15)
Offensive Rebounds	10, Jahlil Okafor vs. Elon (12/15/14)	6 by Tyler Roberson, Syracuse (2/28/15)
Defensive Rebounds	12, 2x; last Justise Winslow vs. Clemson (2/21/15)	11, 2x; last by Frank Kaminsky, Wisconsin (4/6/15)
Assists	12, Tyus Jones vs. Florida State (2/9/15)	12 by Jerian Grant, Notre Dame (1/25/15)
Turnovers	6, 2x; last Tyus Jones vs. Syracuse (2/28/15)	8 by Will Cummings, Temple (11/21/14)
Blocked Shots	6, Amile Jefferson vs. North Carolina (2/18/15)	4, 4x; last by Skylar Spencer, San Diego State (3/22/15)
Steals	6, Justise Winslow vs. Wake Forest (3/4/15)	5, 2x; last by Trevor Cooney, Syracuse (2/14/15)
Minutes	45, 3x; last Quinn Cook & Tyus Jones vs. Virginia Tech (2/25/15)	40, 6x; last by Kevin Pangos, Gonzaga (3/29/15)

2014-15 Box Scores

[4/3] Duke 113, Presbyterian 44
Game 1 • Nov. 14, 2014 • Durham, N.C.

Box score table for Duke vs Presbyterian. Columns include Player, FG, 3FG, FT, REB, PF, TP, A, TO, B, S, Min. Duke totals: 18-52 FG, 1-12 3FG, 7-11 FT, 8-13-21 REB, 22 44 7 17 1 6 200.

FGS (1st half: 7-23, 30.4%; 2nd half: 11-29, 37.9%)
3FGS (1st half: 0-3, 0.0%; 2nd half: 1-9, 11.1%)
FTS (1st half: 5-8, 62.5%; 2nd half: 2-3, 66.7%)

Box score table for Duke vs Wake Forest. Columns include Player, FG, 3FG, FT, REB, PF, TP, A, TO, B, S, Min. Duke totals: 42-69 FG, 16-31 3FG, 13-16 FT, 17-113-30 9 4 12 200.

FGS (1st half: 24-37, 64.9%; 2nd half: 18-32, 56.3%)
3FGS (1st half: 9-16, 56.3%; 2nd half: 7-15, 46.7%)
FTS (1st half: 0-1, 0.0%; 2nd half: 13-15, 86.7%)

Officials: Guy Pagano, Tom Regan, Bob Barker
Attendance: 9,314 • Technical Fouls: None

Score by Periods table for Duke vs Wake Forest. Columns: Period, 1st, 2nd, Total. Duke totals: 19 25 44.

[4/3] Duke 74, Temple 54
Game 4 • Nov. 21, 2014 • Brooklyn, N.Y.

Box score table for Duke vs Temple. Columns include Player, FG, 3FG, FT, REB, PF, TP, A, TO, B, S, Min. Duke totals: 22-59 FG, 1-12 3FG, 9-13 FT, 13-27-43 REB, 24 54 6 17 6 5 200.

FGS (1st half: 10-29, 34.5%; 2nd half: 12-30, 40.0%)
3FGS (1st half: 1-7, 14.3%; 2nd half: 0-5, 0.0%)
FTS (1st half: 5-6, 83.3%; 2nd half: 4-7, 57.1%)

Box score table for Duke vs Virginia Tech. Columns include Player, FG, 3FG, FT, REB, PF, TP, A, TO, B, S, Min. Duke totals: 25-64 FG, 7-23 3FG, 17-26 FT, 16-27-43 REB, 16 74 14 9 5 9 200.

FGS (1st half: 12-39, 30.8%; 2nd half: 13-25, 52.0%)
3FGS (1st half: 3-11, 27.3%; 2nd half: 4-12, 33.3%)
FTS (1st half: 9-13, 69.2%; 2nd half: 8-13, 61.5%)

Officials: John Floyd, DJ Carstensen, Paul Faia
Attendance: 10,135 • Technical Fouls: Temple - DeCosey

Score by Periods table for Duke vs Virginia Tech. Columns: Period, 1st, 2nd, Total. Duke totals: 26 28 54.

[4/3] Duke 109, Fairfield 59
Game 2 • Nov. 15, 2014 • Durham, N.C.

Box score table for Duke vs Fairfield. Columns include Player, FG, 3FG, FT, REB, PF, TP, A, TO, B, S, Min. Duke totals: 22-53 FG, 2-14 3FG, 13-17 FT, 6-14-20 REB, 20 59 9 18 1 4 200.

FGS (1st half: 13-29, 44.8%; 2nd half: 9-24, 37.5%)
3FGS (1st half: 2-7, 28.6%; 2nd half: 0-7, 0.0%)
FTS (1st half: 2-2, 100.0%; 2nd half: 11-15, 73.3%)

Box score table for Duke vs Stanford. Columns include Player, FG, 3FG, FT, REB, PF, TP, A, TO, B, S, Min. Duke totals: 40-62 FG, 9-22 3FG, 20-28 FT, 17-109-22 12 4 12 200.

FGS (1st half: 19-31, 61.3%; 2nd half: 21-31, 67.7%)
3FGS (1st half: 3-9, 33.3%; 2nd half: 6-13, 46.2%)
FTS (1st half: 3-5, 60.0%; 2nd half: 17-23, 73.9%)

Officials: Donnie Eppley, Jim Bruno, Clarence Armstrong
Attendance: 9,314 • Technical Fouls: None

Score by Periods table for Duke vs Stanford. Columns: Period, 1st, 2nd, Total. Duke totals: 30 29 59.

[4/3] Duke 70, Stanford 59
Game 5 • Nov. 22, 2014 • Brooklyn, N.Y.

Box score table for Duke vs Stanford. Columns include Player, FG, 3FG, FT, REB, PF, TP, A, TO, B, S, Min. Duke totals: 22-61 FG, 3-14 3FG, 12-14 FT, 15-25-40 REB, 24 59 5 12 1 6 200.

FGS (1st half: 13-34, 38.2%; 2nd half: 9-27, 33.3%)
3FGS (1st half: 1-7, 14.3%; 2nd half: 2-7, 28.6%)
FTS (1st half: 2-2, 100.0%; 2nd half: 10-12, 83.3%)

Box score table for Duke vs Virginia Tech. Columns include Player, FG, 3FG, FT, REB, PF, TP, A, TO, B, S, Min. Duke totals: 22-56 FG, 9-25 3FG, 17-29 FT, 16-25-41 REB, 15 70 16 10 3 9 200.

FGS (1st half: 13-33, 39.4%; 2nd half: 9-23, 39.1%)
3FGS (1st half: 6-17, 35.3%; 2nd half: 3-8, 37.5%)
FTS (1st half: 8-12, 66.7%; 2nd half: 9-17, 52.9%)

Officials: Jeff Clark, Lamont Simpson, Guy Pagano
Attendance: 10,046 • Technical Fouls: None

Score by Periods table for Duke vs Virginia Tech. Columns: Period, 1st, 2nd, Total. Duke totals: 29 30 59.

[4/3] Duke 81, [19/18] Michigan State 71
Game 3 • Nov. 18, 2014 • Indianapolis, Ind.

Box score table for Duke vs Michigan State. Columns include Player, FG, 3FG, FT, REB, PF, TP, A, TO, B, S, Min. Duke totals: 30-60 FG, 5-20 3FG, 6-10 FT, 22 71 15 13 0 2 200.

FGS (1st half: 15-32, 46.9%; 2nd half: 15-28, 53.6%)
3FGS (1st half: 2-11, 18.2%; 2nd half: 3-9, 33.3%)
FTS (1st half: 1-1, 100.0%; 2nd half: 5-9, 55.6%)

Box score table for Duke vs Wake Forest. Columns include Player, FG, 3FG, FT, REB, PF, TP, A, TO, B, S, Min. Duke totals: 27-50 FG, 7-14 3FG, 20-26 FT, 16 81 15 8 5 6 200.

FGS (1st half: 14-25, 56.0%; 2nd half: 13-25, 52.0%)
3FGS (1st half: 4-9, 44.4%; 2nd half: 3-5, 60.0%)
FTS (1st half: 8-10, 80.0%; 2nd half: 12-16, 75.0%)

Officials: Terry Wymer, Pat Driscoll, Mike Eades
Attendance: N/A • Technical Fouls: None

Score by Periods table for Duke vs Wake Forest. Columns: Period, 1st, 2nd, Total. Duke totals: 33 38 71.

[4/2] Duke 93, Furman 54
Game 6 • Nov. 26, 2014 • Durham, N.C.

Box score table for Duke vs Furman. Columns include Player, FG, 3FG, FT, REB, PF, TP, A, TO, B, S, Min. Duke totals: 19-56 FG, 6-18 3FG, 10-12 FT, 15 54 10 14 3 2 200.

FGS (1st half: 8-27, 29.6%; 2nd half: 11-29, 37.9%)
3FGS (1st half: 3-11, 27.3%; 2nd half: 3-7, 42.9%)
FTS (1st half: 3-5, 60.0%; 2nd half: 7-7, 100.0%)

Box score table for Duke vs Virginia Tech. Columns include Player, FG, 3FG, FT, REB, PF, TP, A, TO, B, S, Min. Duke totals: 38-66 FG, 11-29 3FG, 10-10 FT, 17 93 24 7 4 5 200.

FGS (1st half: 20-35, 57.1%; 2nd half: 18-31, 58.1%)
3FGS (1st half: 5-15, 33.3%; 2nd half: 6-14, 42.9%)
FTS (1st half: 5-6, 83.3%; 2nd half: 1-4, 25.0%)

Officials: Bryan Kersey, Tim Clougherty, Sean Casady
Attendance: 9,314 • Technical Fouls: None

Score by Periods table for Duke vs Virginia Tech. Columns: Period, 1st, 2nd, Total. Duke totals: 22 32 54.



[2/2] Duke 85, Boston College 62
Game 13 • Jan. 3, 2015 • Durham, N.C.

Table with columns: Player, FG, 3FG, FT, REB, PF, TP, A, TO, B, S, Min. Rows include Clifford, Batten, Hanlan, Brown, Heckmann, Owens, Odio, Perpiiglia, Magarity, Cain Carney, Donahue, Team, and Totals.

FGS (1st half: 10-31, 32.3%; 2nd half: 16-34, 47.1%)
3FGS (1st half: 1-8, 12.5%; 2nd half: 2-5, 40.0%)
FTS (1st half: 1-2, 50.0%; 2nd half: 6-8, 75.0%)

Table with columns: Player, FG, 3FG, FT, REB, PF, TP, A, TO, B, S, Min. Rows include Winslow, Jefferson, Okafor, Cook, T. Jones, Allen, M. Jones, Sulaimon, Plumlee, Kelly, Pagliuca, Team, and Totals.

FGS (1st half: 11-26, 42.3%; 2nd half: 16-31, 51.6%)
3FGS (1st half: 4-9, 44.4%; 2nd half: 5-12, 41.7%)
FTS (1st half: 12-14, 85.7%; 2nd half: 10-15, 66.7%)

Officials: Jerry Heater, Tony Chiazza, Tim Kelly
Attendance: 9,314 • Technical Fouls: Boston College - Dimitri Batten

Score by Periods table with columns: 1st, 2nd, Total. Rows for Duke and Boston College.

[4/4] Duke 74, Miami 90
Game 16 • Jan. 13, 2015 • Durham, N.C.

Table with columns: Player, FG, 3FG, FT, REB, PF, TP, A, TO, B, S, Min. Rows include Sherman, Jekiri, Burnett, McClellan, Rodriguez, Newton, Thomas, Reed, Palmer, Lecomte, Team, and Totals.

FGS (1st half: 11-29, 37.9%; 2nd half: 18-27, 66.7%)
3FGS (1st half: 4-11, 36.4%; 2nd half: 6-9, 66.7%)
FTS (1st half: 8-14, 57.1%; 2nd half: 14-16, 87.5%)

Table with columns: Player, FG, 3FG, FT, REB, PF, TP, A, TO, B, S, Min. Rows include Duke, Winslow, Jefferson, Okafor, Cook, T. Jones, Allen, M. Jones, Sulaimon, Plumlee, Team, and Totals.

FGS (1st half: 13-29, 44.8%; 2nd half: 16-37, 43.2%)
3FGS (1st half: 3-9, 33.3%; 2nd half: 3-12, 25.0%)
FTS (1st half: 6-11, 54.5%; 2nd half: 4-9, 44.4%)

Officials: Roger Ayers, Jerry Heater, James Breeding
Attendance: 9,314 • Technical Fouls: None

Score by Periods table with columns: 1st, 2nd, Total. Rows for Miami and Duke.

[2/2] Duke 73, Wake Forest 65
Game 14 • Jan. 7, 2015 • Winston-Salem, N.C.

Table with columns: Player, FG, 3FG, FT, REB, PF, TP, A, TO, B, S, Min. Rows include Duke, Winslow, Jefferson, Okafor, Cook, T. Jones, Allen, M. Jones, Sulaimon, Plumlee, Team, and Totals.

FGS (1st half: 12-29, 41.4%; 2nd half: 14-30, 46.7%)
3FGS (1st half: 4-11, 36.4%; 2nd half: 4-7, 57.1%)
FTS (1st half: 4-5, 80.0%; 2nd half: 2-12, 75.0%)

Table with columns: Player, FG, 3FG, FT, REB, PF, TP, A, TO, B, S, Min. Rows include Wake Forest, Thomas, McClinton, Leonard, Miller-McIntyre, Wilbekin, Jones, Hudson, Washington, Mitoglou, Team, and Totals.

FGS (1st half: 13-34, 38.2%; 2nd half: 15-27, 55.6%)
3FGS (1st half: 0-8, 0.0%; 2nd half: 2-5, 40.0%)
FTS (1st half: 1-1, 100.0%; 2nd half: 6-9, 66.7%)

Officials: Sean Hull, Tony Greene, Terry Wymer
Attendance: 12,651 • Technical Fouls: None

Score by Periods table with columns: 1st, 2nd, Total. Rows for Duke and Wake Forest.

[4/4] Duke 63, [6/7] Louisville 52
Game 17 • Jan. 17, 2015 • Durham, N.C.

Table with columns: Player, FG, 3FG, FT, REB, PF, TP, A, TO, B, S, Min. Rows include Duke, Winslow, Jefferson, Okafor, Cook, T. Jones, M. Jones, Sulaimon, Plumlee, Team, and Totals.

FGS (1st half: 12-26, 46.2%; 2nd half: 9-17, 52.9%)
3FGS (1st half: 3-10, 30.0%; 2nd half: 1-5, 20.0%)
FTS (1st half: 3-6, 50.0%; 2nd half: 14-17, 82.4%)

Table with columns: Player, FG, 3FG, FT, REB, PF, TP, A, TO, B, S, Min. Rows include Louisville, Harrell, Blackshear, Mathiang, Rozier, Jones, Gill, Snider, Mahmoud, Aaron, Levitch, Onuaku, Team, and Totals.

FGS (1st half: 7-31, 22.6%; 2nd half: 11-30, 36.7%)
3FGS (1st half: 2-13, 15.4%; 2nd half: 2-12, 16.7%)
FTS (1st half: 4-4, 100.0%; 2nd half: 8-12, 66.7%)

Officials: Bryan Kersey, Michael Stephens, Brian Dorsey
Attendance: 22,791 • Technical Fouls: None

Score by Periods table with columns: 1st, 2nd, Total. Rows for Duke and Louisville.

[2/2] Duke 75, NC State 87
Game 15 • Jan. 11, 2015 • Raleigh, N.C.

Table with columns: Player, FG, 3FG, FT, REB, PF, TP, A, TO, B, S, Min. Rows include Duke, Cook, T. Jones, Winslow, M. Jones, Okafor, Allen, Sulaimon, Jefferson, Plumlee, Team, and Totals.

FGS (1st half: 12-30, 40.0%; 2nd half: 12-35, 34.3%)
3FGS (1st half: 3-12, 25.0%; 2nd half: 4-15, 26.7%)
FTS (1st half: 6-6, 100.0%; 2nd half: 14-20, 70.0%)

Table with columns: Player, FG, 3FG, FT, REB, PF, TP, A, TO, B, S, Min. Rows include NC State, Abu, Lacey, Barber, Turner, Washington, Lee, Freeman, Ca. Martin, Co. Martin, Anya, Team, and Totals.

FGS (1st half: 15-29, 51.7%; 2nd half: 18-31, 58.1%)
3FGS (1st half: 5-8, 62.5%; 2nd half: 5-8, 62.5%)
FTS (1st half: 2-5, 40.0%; 2nd half: 9-13, 69.2%)

Officials: Mike Eades, Michael Roberts, John Gaffney
Attendance: 19,500 • Technical Fouls: None

Score by Periods table with columns: 1st, 2nd, Total. Rows for Duke and NC State.

[5/6] Duke 79, Pittsburgh 65
Game 18 • Jan. 19, 2015 • Durham, N.C.

Table with columns: Player, FG, 3FG, FT, REB, PF, TP, A, TO, B, S, Min. Rows include Pittsburgh, Artis, Young, Robinson, Wright, Jones, Luther, Randall, Newkirk, Phillips-Nwankwo, Jeter, Uchebo, Team, and Totals.

FGS (1st half: 10-27, 37.0%; 2nd half: 17-33, 51.5%)
3FGS (1st half: 0-3, 0.0%; 2nd half: 3-7, 42.9%)
FTS (1st half: 5-7, 71.4%; 2nd half: 3-5, 60.0%)

Table with columns: Player, FG, 3FG, FT, REB, PF, TP, A, TO, B, S, Min. Rows include Duke, Winslow, Jefferson, Okafor, Cook, T. Jones, Allen, M. Jones, Sulaimon, Plumlee, Team, and Totals.

FGS (1st half: 15-33, 45.5%; 2nd half: 9-19, 47.4%)
3FGS (1st half: 7-15, 46.7%; 2nd half: 4-8, 50.0%)
FTS (1st half: 4-4, 100.0%; 2nd half: 16-21, 76.2%)

Officials: Tony Greene, Brian O'Connell, Pat Driscoll
Attendance: 9,314 • Technical Fouls: None

Score by Periods table with columns: 1st, 2nd, Total. Rows for Pittsburgh and Duke.

SEASON IN REVIEW



[4/5] Duke 80, Syracuse 72
Game 25 • Feb. 14, 2015 • Syracuse, N.Y.

Statistical table for Duke vs Syracuse game 25, showing FG, 3FG, FT, REB, PF, TP, A, TO, B, S, Min for both teams and totals.

FGS (1st half: 14-36, 38.9%; 2nd half: 13-21, 61.9%)
3FGS (1st half: 4-9, 44.4%; 2nd half: 3-6, 50.0%)
FTS (1st half: 4-6, 66.7%; 2nd half: 15-16, 93.8%)

Statistical table for Syracuse vs Duke game 25, showing FG, 3FG, FT, REB, PF, TP, A, TO, B, S, Min for both teams and totals.

FGS (1st half: 15-31, 48.4%; 2nd half: 14-36, 38.9%)
3FGS (1st half: 7-11, 63.6%; 2nd half: 1-11, 9.1%)
FTS (1st half: 2-4, 50.0%; 2nd half: 4-9, 44.4%)

Officials: Bryan Kersey, Michael Roberts, Joe Lindsey
Attendance: 35,446 • Technical Fouls: None

Score by Periods table showing 1st, 2nd, and Total scores for Duke and Syracuse.

[4/5] Duke 91, Virginia Tech 86
Game 28 • Feb. 25, 2015 • Blacksburg, Va.

Statistical table for Duke vs Virginia Tech game 28, showing FG, 3FG, FT, REB, PF, TP, A, TO, B, S, Min for both teams and totals.

FGS (1st half: 16-28, 57.1%; 2nd half: 16-28, 57.1%; OT: 3-3, 100.0%)
3FGS (1st half: 4-13, 30.8%; 2nd half: 5-9, 55.6%; OT: 1-1, 100.0%)
FTS (1st half: 1-3, 33.3%; 2nd half: 3-7, 42.9%; OT: 7-12, 58.3%)

Statistical table for Virginia Tech vs Duke game 28, showing FG, 3FG, FT, REB, PF, TP, A, TO, B, S, Min for both teams and totals.

FGS (1st half: 16-23, 69.6%; 2nd half: 14-29, 48.3%; OT: 1-6, 16.7%)
3FGS (1st half: 3-6, 50.0%; 2nd half: 8-12, 66.7%; OT: 1-4, 25.0%)
FTS (1st half: 4-5, 80.0%; 2nd half: 2-2, 100.0%; OT: 6-8, 75.0%)

Officials: James Luckie, Mike Eades, Brian O'Connell
Attendance: 9,847 • Technical Fouls: None

Score by Periods table showing 1st, 2nd, OT, and Total scores for Duke and Virginia Tech.

[4/5] Duke 92, [15/16] North Carolina 90
Game 26 • Feb. 18, 2015 • Durham, N.C.

Statistical table for North Carolina vs Duke game 26, showing FG, 3FG, FT, REB, PF, TP, A, TO, B, S, Min for both teams and totals.

FGS (1st half: 18-38, 47.4%; 2nd half: 17-38, 44.7%; OT: 3-7, 42.9%)
3FGS (1st half: 1-4, 25.0%; 2nd half: 1-5, 20.0%; OT: 0-1, 0.0%)
FTS (1st half: 5-6, 83.3%; 2nd half: 4-10, 40.0%; OT: 3-4, 75.0%)

Statistical table for Duke vs North Carolina game 26, showing FG, 3FG, FT, REB, PF, TP, A, TO, B, S, Min for both teams and totals.

FGS (1st half: 18-31, 58.1%; 2nd half: 11-28, 39.3%; OT: 4-6, 66.7%)
3FGS (1st half: 7-9, 77.8%; 2nd half: 3-7, 42.9%; OT: 0-0, 0.0%)
FTS (1st half: 6-9, 66.7%; 2nd half: 7-13, 53.8%; OT: 3-9, 33.3%)

Officials: Roger Ayers, Pat Driscoll, Tim Nestor
Attendance: 9,314 • Technical Fouls: None

Score by Periods table showing 1st, 2nd, and Total scores for North Carolina and Duke.

[4/5] Duke 73, Syracuse 54
Game 29 • Feb. 28, 2015 • Durham, N.C.

Statistical table for Syracuse vs Duke game 29, showing FG, 3FG, FT, REB, PF, TP, A, TO, B, S, Min for both teams and totals.

FGS (1st half: 9-31, 29.0%; 2nd half: 10-31, 32.3%)
3FGS (1st half: 1-8, 12.5%; 2nd half: 2-12, 16.7%)
FTS (1st half: 6-9, 66.7%; 2nd half: 7-8, 87.5%)

Statistical table for Duke vs Syracuse game 29, showing FG, 3FG, FT, REB, PF, TP, A, TO, B, S, Min for both teams and totals.

FGS (1st half: 15-34, 44.1%; 2nd half: 13-24, 54.2%)
3FGS (1st half: 2-10, 20.0%; 2nd half: 6-13, 46.2%)
FTS (1st half: 2-8, 25.0%; 2nd half: 7-8, 87.5%)

Officials: Roger Ayers, Brian Dorsey, Tim Nestor
Attendance: 9,314 • Technical Fouls: None

Score by Periods table showing 1st, 2nd, and Total scores for Syracuse and Duke.

[4/5] Duke 78, Clemson 56
Game 27 • Feb. 21, 2015 • Durham, N.C.

Statistical table for Clemson vs Duke game 27, showing FG, 3FG, FT, REB, PF, TP, A, TO, B, S, Min for both teams and totals.

FGS (1st half: 11-27, 40.7%; 2nd half: 11-26, 42.3%)
3FGS (1st half: 2-10, 20.0%; 2nd half: 2-8, 25.0%)
FTS (1st half: 3-5, 60.0%; 2nd half: 5-7, 71.4%)

Statistical table for Duke vs Clemson game 27, showing FG, 3FG, FT, REB, PF, TP, A, TO, B, S, Min for both teams and totals.

FGS (1st half: 18-33, 54.5%; 2nd half: 12-25, 48.0%)
3FGS (1st half: 1-7, 14.3%; 2nd half: 6-13, 46.2%)
FTS (1st half: 5-5, 100.0%; 2nd half: 6-8, 75.0%)

Officials: Brian Dorsey, Raymond Styons, Dwayne Gladden
Attendance: 9,314 • Technical Fouls: None

Score by Periods table showing 1st, 2nd, and Total scores for Clemson and Duke.

[3/3] Duke 94, Wake Forest 51
Game 30 • March 4, 2015 • Durham, N.C.

Statistical table for Wake Forest vs Duke game 30, showing FG, 3FG, FT, REB, PF, TP, A, TO, B, S, Min for both teams and totals.

FGS (1st half: 7-23, 30.4%; 2nd half: 15-30, 50.0%)
3FGS (1st half: 1-9, 11.1%; 2nd half: 4-9, 44.4%)
FTS (1st half: 0-5, 0.0%; 2nd half: 2-4, 50.0%)

Statistical table for Duke vs Wake Forest game 30, showing FG, 3FG, FT, REB, PF, TP, A, TO, B, S, Min for both teams and totals.

FGS (1st half: 19-37, 51.4%; 2nd half: 15-22, 68.2%)
3FGS (1st half: 6-14, 42.9%; 2nd half: 4-9, 44.4%)
FTS (1st half: 8-9, 88.9%; 2nd half: 5-7, 71.4%)

Officials: Tim Nestor, Raymond Styons, Jeffrey Anderson
Attendance: 9,314 • Technical Fouls: None

Score by Periods table showing 1st, 2nd, and Total scores for Wake Forest and Duke.









2014-15 ACC Team Statistics

Scoring Offense

Table with 4 columns: G, PTS, PPG. Lists team statistics for Scoring Offense.

Field Goal Percentage

Table with 5 columns: G, FTM, FTA, PCT. Lists team statistics for Field Goal Percentage.

Three-Point Field Goal Pct. Defense

Table with 5 columns: G, 3FGM, 3FGA, PCT. Lists team statistics for Three-Point Field Goal Pct. Defense.

Assist-to-Turnover Ratio

Table with 5 columns: G, AST, TO, RAT. Lists team statistics for Assist-to-Turnover Ratio.

Scoring Defense

Table with 4 columns: G, PTS, PPG. Lists team statistics for Scoring Defense.

Field Goal Percentage Defense

Table with 5 columns: G, FGM, FGA, PCT. Lists team statistics for Field Goal Percentage Defense.

Rebound Margin

Table with 5 columns: G, OWN, OPP, +/-.

Turnover Margin

Table with 5 columns: G, OWN, OPP, +/-.

Scoring Margin

Table with 5 columns: G, OFF, DEF, +/-.

Three-Point Field Goal Percentage

Table with 5 columns: G, 3FGM, 3FGA, PCT.

Blocked Shots

Table with 5 columns: G, BLKS, BPG.

Steals

Table with 5 columns: G, STL, SPG.

Free Throw Percentage

Table with 5 columns: G, FGM, FGA, PCT.

Three-Point Field Goals

Table with 5 columns: G, 3FG, 3PG.

Assists

Table with 5 columns: G, ASTS, APG.

SEASON IN REVIEW

---

## **DUKE TRADITION**

---

The Duke Tradition	84
Individual Honors	85-88
NCAA Tournament Results	89-90
NCAA Tournament Breakdown	90
NCAA Tournament Records	91-92
1991 NCAA Champions	93
1992 NCAA Champions	94
2001 NCAA Champions	95
2010 NCAA Champions	96
2015 NCAA Champions	97
ACC Tournament Results	98-99
ACC Tournament Records	100-101
In-Season Tournament Results	102-103
Final Polls	104-109
Retired Jerseys	110-116
All-Time Jersey Numbers	117
Lettermen	118-119
Duke in the NBA	120-122
International Hoops	123-124

## The Duke Basketball Tradition

Duke University's love affair with the sport of basketball dates back to the very first collegiate game played in the state of North Carolina on March 2, 1906, when Duke was still Trinity College. Although Trinity lost that initial game to Wake Forest by a 24-10 score, it wasn't long before the sport caught on and won respect throughout campus.

The father of the sport was Wilbur Wade "Cap" Card. A 1900 Trinity graduate, Card went to Harvard for postgraduate work and then returned to his alma mater and introduced the sport in the spring of 1906.

It was greeted with enthusiasm by the school paper, *The Chronicle*. In a front page story on Jan. 30, 1906, *The Chronicle* reported the anticipated arrival of a new sport.

"It is well-nigh a certainty that Trinity is to have another game added to her list of athletic sports in the near future. The game in question is basket ball, one of the most fascinating and most intensely interesting indoor sports known today.

"Anyone witnessing it will never forget it. The play is extremely fast and vigorous, yet open enough for an onlooker to follow the movement of the ball and the players."

The assessment still holds true over 100 years later.

H.E. Spence, a reserve player in the first game, gave it the following critique. "It was easy to explain the small scores. First of all, the game was very much slower. The ball was tossed up at the center at the beginning of each quarter as well as the beginning of the game and the half. It was also thrown up after each point scored.

"Then, too, it was very difficult to throw goals when your guard was tattooing your ribs with his elbow, bumping you with his hip, stepping on your toe, or grabbing you by the belt."

Card's second season produced a winning record, and his fourth team went 8-1.

For the next decade-and-a-half, basketball at Trinity/Duke witnessed a constant changing of the guard, with no fewer than 10 different coaches handling the team from 1913 until 1928.

While basketball in North Carolina may have started at Trinity College in 1906, the real birth of the game came 20 years later on the day Eddie Cameron accepted a position at Duke.

Cameron not only became the winningest basketball coach in school history, and an extremely successful football replacement as well, he became Duke athletics.



Cameron and his troops entered the Southern Conference and advanced all the way to the tournament finale in the school's first year in the league. That success has continued throughout the years with the likes of Gerry Gerard, Harold Bradley, Vic Bubas, Bill Foster, and finally Mike Krzyzewski guiding one of the most prestigious programs in all of college athletics.

Duke has never experienced more than three losing seasons in succession and currently owns a streak of 87 consecutive years of 10 wins or more. The Blue Devils have won 20 or more games 49 times and 30 or more contests 14 times in school history. Now through 110 seasons of play, Duke has collected the fourth-highest win total in college basketball history with 2,062 victories to its credit.

Individually, nine Blue Devils have earned National Player of the Year honors (11 times), six have been chosen National Defensive Player of the Year (nine times), 41 have been named All-America and 13 have been selected ACC Player of the Year.

In 2006, Duke's J.J. Redick earned National Player of the Year recognition by the *Associated Press*, Wooden, Naismith, Rupp, NABC, USBWA, *Basketball Times* and *The Sporting News*. Redick became a repeat National Player of the Year – the eighth in college basketball history – after winning the Rupp Award as a junior in 2005. After becoming the ACC's all-time leading scorer and earning All-America recognition for the second consecutive year, Redick went on to win the Sullivan Award as the nation's top amateur athlete as a senior. First team All-American Shelden Williams was named National Defensive Player of the Year for the second consecutive season in 2005-06.

Duke's Jason Williams was the seventh player in history to repeat as National Player of the Year (2001-02). In 2001, Shane Battier and Williams became the first teammates to share National Player of the Year honors by the major outlets. Battier joined UNLV's Stacey Augmon and Wake Forest's Tim Duncan as the only three-time winners of the NABC National Defensive Player of the Year award.

### NCAA All-Time Victory List

No.	School	Season	Yrs.	Won	Lost	Tied	Pct.
1.	Kentucky	1903	112	2,178	673	1	.764
2.	Kansas	1899	117	2,153	831	0	.722
3.	North Carolina	1911	105	2,140	767	0	.736
4.	► Duke	1906	110	2,062	853	0	.707
5.	Syracuse	1901	114	1,920	851	0	.693
6.	Temple	1895	119	1,849	1,025	0	.643
7.	UCLA	1920	96	1,803	802	0	.692
8.	St. John's (N.Y.)	1908	108	1,795	956	0	.652
	Notre Dame	1898	110	1,795	972	1	.649
10.	Indiana	1901	115	1,756	995	0	.638
11.	Louisville	1912	101	1,755	884	0	.665
12.	BYU	1903	113	1,738	1,048	0	.624
13.	Utah	1909	107	1,732	957	0	.644
14.	Illinois	1906	110	1,729	939	0	.648
15.	Pennsylvania	1897	115	1,723	1,059	2	.619
16.	Texas	1906	109	1,719	1,019	0	.628
17.	Washington	1896	113	1,716	1,125	0	.604
18.	Western Kentucky	1915	96	1,715	868	0	.664
19.	Arizona	1905	110	1,712	909	1	.653
20.	Cincinnati	1902	114	1,696	981	0	.634
21.	Purdue	1897	117	1,694	1,002	0	.628
22.	Oregon State	1902	114	1,687	1,281	0	.568
24.	West Virginia	1904	106	1,676	1,050	0	.615
24.	Princeton	1901	115	1,673	1,048	0	.615
25.	NC State	1913	103	1,661	1,008	0	.622

TRADITION

Individual Honors

National Player of the Year

Table listing National Player of the Year winners from Dick Groat (1952) to J.J. Redick (2006), including years and awarding organizations like CBS/Chevrolet and ESPN.

Player of the Year honors selected by Associated Press, Basketball Times, Basketball Weekly, CBS/Chevrolet, ESPN, Helms, Naismith, NABC, Rupp, Scripps-Howard, Sports Illustrated, The Sporting News, UPI, USBWA, Wooden.

National Defensive Player of the Year

Table listing National Defensive Player of the Year winners from Tommy Amaker (1987) to Shelden Williams (2006).

National Coach of the Year

Table listing National Coach of the Year winners from Bill Foster (1978) to Mike Krzyzewski (2004), with Krzyzewski appearing multiple times for different years.

Coach of the Year honors selected by Basketball Times, CBS/Chevrolet, Claire Bee, Naismith, NABC, The Sporting News, UPI, Victor Awards.

USBWA National Freshman of the Year

Table listing USBWA National Freshman of the Year winners: Luol Deng (2004), Jabari Parker (2014), and Jahliil Okafor (2015).

All-America

Table listing All-America selections from Bill Werber (1930) to Grant Hill (1992), including years and parenthetical consensus selections.

Table listing All-America selections from Bobby Hurley (1992) to Jahliil Okafor (2015), including years and parenthetical consensus selections.

Note: Consensus All-America selections are listed in parentheses.

Academic All-America

Table listing Academic All-America selections from Jay Buckley (1963) to Mason Plumlee (2013).

All-Southern Conference

Table listing All-Southern Conference selections from Bill Werber (1929) to Dick Groat (1952).

\* All-ACC (Coaches)

Table listing All-ACC (Coaches) selections from Seth Curry (1st) (2013) to Tyus Jones (3rd) (2015).

\* The ACC began announcing a coaches all-conference team in 2013.

All-ACC (ACSMA)

Table listing All-ACC (ACSMA) selections from Rudy D'Emilio (1st) (1954) to Grant Hill (2nd) (1992).

Table listing All-ACC (Coaches) selections from Bobby Hurley (2nd) (1992) to Jahliil Okafor (1st) (2015).







DeMarcus Nelson (m, c)	2008
Gerald Henderson (m, c)	2009
Lance Thomas (m, c)	2010
Nolan Smith (m, c)	2011
Mason Plumlee (c)	2013

*m - media; c - coaches*

**All-ACC Freshman Team**

Chris Collins	1993
Taymon Domzalski	1996
Chris Carrawell	1997
Shane Battier	1998
Corey Maggette	1999
Jason Williams	2000
Carlos Boozer	2000
Chris Duhon	2001
J.J. Redick	2003
Luol Deng	2004
DeMarcus Nelson	2005
Greg Paulus	2006
Josh McRoberts	2006
Jon Scheyer	2007
Kyle Singler	2008
Austin Rivers	2012
Rasheed Sulaimon (m, c)	2013
Jabari Parker (m, c)	2014
Tyus Jones (m, c)	2015
Jahlil Okafor (m, c)	2015
Justise Winslow (m, c)	2015

*m - media; c - coaches*

\* The ACC began announcing a coaches all-conference team in 2013.

**All-NCAA Final Four Team**

* Art Heyman	1963
Jeff Mullins	1964
Jack Marin	1966
Mike Gminski	1978
Jim Spanarkel	1978
Mark Alarie	1986
Tommy Amaker	1986
Johnny Dawkins	1986
Danny Ferry	1989
Phil Henderson	1990
Bobby Hurley	1991
* Christian Laettner	1991
Billy McCaffrey	1991
Grant Hill	1992
* Bobby Hurley	1992
Christian Laettner	1992
Grant Hill	1994
Antonio Lang	1994
Elton Brand	1999
Trajan Langdon	1999
* Shane Battier	2001
Mike Dunleavy	2001
Jason Williams	2001
* Kyle Singler	2010
Nolan Smith	2010
Jon Scheyer	2010
► Grayson Allen	2015
* Tyus Jones	2015
Justise Winslow	2015

\* - Named Most Outstanding Player

**All-East Regional**

Art Heyman	1963
Jeff Mullins	1963
*Jeff Mullins	1964
Steve Vacendak	1964
Jack Marin	1966
Steve Vacendak	1966
*Bob Verga	1966
Gene Banks	1978
Mike Gminski	1978
*Jim Spanarkel	1978
Mark Alarie	1986
*Johnny Dawkins	1986
*Danny Ferry	1988
Billy King	1988
Kevin Strickland	1988
*Danny Ferry	1989
Phil Henderson	1989
Christian Laettner	1989
Alaa Abdelnaby	1990

Phil Henderson	1990
*Christian Laettner	1990
Bobby Hurley	1992
*Christian Laettner	1992
William Avery	1999
Elton Brand	1999
*Trajan Langdon	1999
Shane Battier	2000
Shane Battier	2001
*Jason Williams	2001

\* - Named Most Outstanding Player

**All-South Regional**

Mike Gminski	1980
Jeff Capel	1994
* Grant Hill	1994
Cherokee Parks	1994
Trajan Langdon	1998
Roshown McLeod	1998
* Luol Deng	2004
Shelden Williams	2004
* Nolan Smith	2010
Jon Scheyer	2010
► Matt Jones	2015
Tyus Jones	2015
Justise Winslow	2015

\* - Named Most Outstanding Player

**All-Midwest Regional**

Tommy Amaker	1987
Thomas Hill	1991
* Bobby Hurley	1991
Christian Laettner	1991
Seth Curry	2013
Mason Plumlee	2013

\* - Named Most Outstanding Player

**All-National Invitation Tournament**

Randy Denton	1971
--------------	------

**Battle 4 Atlantis All-Tournament**

* Quinn Cook	2012
Mason Plumlee	2012

\* - Named Most Valuable Player

**CBE Classic All-Tournament**

DeMarcus Nelson	2006
* Kyrie Irving	2010
Mason Plumlee	2010

\* - Named Most Valuable Player

**Coaches vs. Cancer All-Tournament**

Chris Carrawell	1999
* Kyle Singler	2008
Gerald Henderson	2008
* Quinn Cook	2015
Jahlil Okafor	2015
Justise Winslow	2015

\* - Named Most Valuable Player

**Great Alaskan Shootout All-Tournament**

Chris Collins	1995
Jeff Capel	1995
Ricky Price	1995
* William Avery	1998
Trajan Langdon	1998
Elton Brand	1998
Chris Duhon	2003
Luol Deng	2003

\* - Named Most Valuable Player

**NIT Season Tipoff All-Tournament**

Mark Alarie	1985
Johnny Dawkins	1985
David Henderson	1985
Trajan Langdon	1996
* Carlos Boozer	2000
Jason Williams	2000

J.J. Redick	2005
* Shelden Williams	2005
Jon Scheyer	2009
* Nolan Smith	2009
Rodney Hood	2013
Jabari Parker	2013

\* - Named Most Valuable Player

**Maui Invitational All-Tournament**

* Bobby Hurley	1992
* Steve Wojciechowski	1997
* Mike Dunleavy	2001
Jason Williams	2001
DeMarcus Nelson	2007
* Kyle Singler	2007
Austin Rivers	2011
* Ryan Kelly	2011

\* - Named Most Valuable Player

All-Tournament Teams Began in 2000

**Swett-Baylin Award**

Given to the most valuable player as selected by the team. Set up by Dr. George Baylin in memory of Dr. and Mrs. Francis Swett. Dr. Swett was a Duke faculty member and ardent basketball fan.

Dick Groat	1952
Rudy D'Emilio	1953
Bernie Janicki	1954
Ronnie Mayer	1955
Joe Belmont	1956
Bobby Joe Harris	1957
Paul Schmidt	1958
Howard Hurt	1959
Doug Kistler	1960
Art Heyman	1961
Art Heyman	1962
Art Heyman	1963
Jeff Mullins	1964
Denny Ferguson	1965
Jack Marin	1966
Steve Vacendak	1966
Bob Verga	1967
Mike Lewis	1968
Fred Lind	1969
Randy Denton	1970
Randy Denton	1971
Alan Shaw	1972
Gary Melchionni	1973
Bob Fleischer	1974
Bob Fleischer	1975
Tate Armstrong	1976
Tate Armstrong	1977
Jim Spanarkel	1977
Gene Banks	1978
Mike Gminski	1978
Jim Spanarkel	1978
Mike Gminski	1979
Jim Spanarkel	1979
Gene Banks	1980
Mike Gminski	1980
Gene Banks	1981
Kenny Dennard	1981
Vince Taylor	1982
Johnny Dawkins	1983
Mark Alarie	1984
Johnny Dawkins	1984
Johnny Dawkins	1985
Johnny Dawkins	1986
Tommy Amaker	1987
Danny Ferry	1987
Danny Ferry	1988
Danny Ferry	1989
Phil Henderson	1990
Christian Laettner	1990
Bobby Hurley	1991
Christian Laettner	1991
Bobby Hurley	1992
Christian Laettner	1992
Bobby Hurley	1993
Grant Hill	1994
Erik Meek	1995
Cherokee Parks	1995
Chris Collins	1996

Steve Wojciechowski	1997
Roshown McLeod	1998
Elton Brand	1999
Trajan Langdon	1999
Shane Battier	2000
Chris Carrawell	2000
Shane Battier	2001
Jason Williams	2001
Jason Williams	2002
Mike Dunleavy	2002
Dahntay Jones	2003
Chris Duhon	2004
Daniel Ewing	2005
J.J. Redick	2005
Shelden Williams	2005
J.J. Redick	2006
Shelden Williams	2006
Josh McRoberts	2007
DeMarcus Nelson	2007
DeMarcus Nelson	2008
Gerald Henderson	2009
Jon Scheyer	2009
Kyle Singler	2009
Jon Scheyer	2010
Kyle Singler	2010
Nolan Smith	2010
Lance Thomas	2010
Brian Zoubek	2010
Kyle Singler	2011
Nolan Smith	2011
Seth Curry	2013
Ryan Kelly	2013
Mason Plumlee	2013
Jabari Parker	2014
Quinn Cook	2015
Jahlil Okafor	2015

**Glenn E. "Ted" Mann Jr. Award**  
Presented by Kappa Sigma fraternity to the player voted by his teammates as contributing the most to team morale. The award is dedicated to the memory of Ted Mann Jr., a member of the Duke basketball team who died in a swimming accident on September 12, 1964, just prior to his senior year at Duke.

Ron Herbster	1965
Jim Liccardo	1966
Stuart McKaig	1967
Tim Kolodziej	1968
Steve Vandenberg	1969
Don Blackman	1970
Alan Shaw	1971
Pat Doughly	1972
Pete Kramer	1973
Terry Chili	1974
Terry Chili	1975
Dave O'Connell	1976
Scott Goetsch	1977
Bruce Bell	1978
Scott Goetsch	1979
Jim Corrigan	1980
Jim Suddath	1981
Todd Anderson	1982
Mike Tissaw	1983
Richard Ford	1984
Todd Anderson	1985
Billy King	1986
Robert Brickey	1987
John Smith	1988
John Smith	1989
Brian Davis	1990
Brian Davis	1991
Antonio Lang	1992
Marty Clark	1993
Marty Clark	1994
Steve Wojciechowski	1995
Steve Wojciechowski	1996
Justin Caldbeck	1997
Jay Heaps	1997
Todd Singleton	1997
Todd Singleton	1998
Nate James	1999
Mike Dunleavy	2000
Dahntay Jones	2001
J.D. Simpson	2001
Daniel Ewing	2002
Andre Buckner	2003
Sean Dockery	2004
Lee Melchionni	2005
Patrick Johnson	2006
David McClure	2007
Jon Scheyer	2008
Elliot Williams	2009
Miles Plumlee	2010
Tyler Thornton	2011
Josh Hairston	2012
Tyler Thornton	2013
Tyler Thornton	2014
► Marshall Plumlee	2015

**The Pagliuca Family Coaches' Award**

Presented to the player exemplifying the commitment and values of Duke Basketball while displaying overall improvement as selected by the coaching staff

Ricky Price	1998
Chris Carrawell	1999
Nate James	2000
Nate James	2001
Matt Christensen	2002
Daniel Ewing	2003
Nick Horvath	2004
Patrick Davidson	2005
Patrick Johnson	2005
Ross Perkins	2006
Joe Pagliuca	2007
Gerald Henderson	2008
Lance Thomas	2009
Nolan Smith	2010
Ryan Kelly	2011

Tyler Thornton	2012
Seth Curry	2013
Rodney Hood	2014
► Matt Jones	2015

**Dr. Deryl Hart Award**

Presented to the team's top scholar-athlete.

Terry Chili	1976
Rick Mainwaring	1977
Steve Gray	1978
Mike Gminski	1979
Mike Gminski	1980
Jim Suddath	1981
Chip Engelland	1982
Chip Engelland	1983
Jay Bryan	1984
Jay Bryan	1985
Mark Alarie	1986
Quin Snyder	1987
Quin Snyder	1988
Quin Snyder	1989
Crawford Palmer	1990
Crawford Palmer	1991
Bobby Hurley	1992
Thomas Hill	1993
Antonio Lang	1994
Erik Meek	1995
Trajan Langdon	1996
Taymon Domzalski	1997
Trajan Langdon	1998
Shane Battier	1999
Shane Battier	2000
Shane Battier	2001
Matt Christensen	2002
Nick Horvath	2003
Nick Horvath	2004
Joe Pagliuca	2005
Joe Pagliuca	2006
Joe Pagliuca	2007
Greg Paulus	2008
Greg Paulus	2009
Brian Zoubek	2010
Mason Plumlee	2011
Mason Plumlee	2012
Mason Plumlee	2013
► Amile Jefferson	2014
► Amile Jefferson	2015

**True Blue Award**

Presented to the player who takes the most charges in a season.

David Henderson	1984
Dan Meagher	1985
Billy King	1986
Billy King	1987
Billy King	1988
Danny Ferry	1989
Bobby Hurley	1990
Brian Davis	1991
Brian Davis	1992
Bobby Hurley	1993
Cherokee Parks	1994
Eric Meek	1995
Greg Newton	1996
Carmen Wallace	1997
Steve Wojciechowski	1997
Shane Battier	1998
Shane Battier	1999
Shane Battier	2000
Shane Battier	2001
Mike Dunleavy	2002
Dahntay Jones	2003
Shavlik Randolph	2004
Shavlik Randolph	2005
J.J. Redick	2006
Greg Paulus	2007
Kyle Singler	2008
Gerald Henderson	2009
Brian Zoubek	2010
Lance Thomas	2010
Ryan Kelly	2011
Ryan Kelly	2012
Josh Hairston	2013

Tyler Thornton	2014
Tyus Jones	2015

**Best Defensive Player Award**

Steve Wojciechowski	1997
Shane Battier	1998
Steve Wojciechowski	1998
Shane Battier	1999
Chris Carrawell	1999
Shane Battier	2000
Chris Carrawell	2000
Shane Battier	2001
Chris Duhon	2001
Dahntay Jones	2002
Casey Sanders	2003
Chris Duhon	2004
Shelden Williams	2005
Shelden Williams	2006
DeMarcus Nelson	2007
DeMarcus Nelson	2008
Gerald Henderson	2009
Kyle Singler	2010
Lance Thomas	2010
Kyle Singler	2011
Tyler Thornton	2012
Ryan Kelly	2013
Rodney Hood	2014
Justise Winslow	2015

**Bill Krzyzewski Captains' Award**

Presented to the team captains.

Jeff Capel	1997
Greg Newton	1997
Carmen Wallace	1997
Trajan Langdon	1998
Roshown McLeod	1998
Steve Wojciechowski	1998
Trajan Langdon	1999
Shane Battier	2000
Chris Carrawell	2000
Nate James	2000
Shane Battier	2001
Nate James	2001
J.D. Simpson	2001
Carlos Boozer	2002
Mike Dunleavy	2002
Jason Williams	2002
Chris Duhon	2003
Nick Horvath	2003
Dahntay Jones	2003
Chris Duhon	2004
Daniel Ewing	2004
Nick Horvath	2004
Daniel Ewing	2005
Reggie Love	2005
J.J. Redick	2005
Sean Dockery	2006
Lee Melchionni	2006
J.J. Redick	2006
Shelden Williams	2006
Josh McRoberts	2007
DeMarcus Nelson	2007
Greg Paulus	2007
DeMarcus Nelson	2008
Gerald Henderson	2009
Greg Paulus	2009
Jon Scheyer	2009
Jon Scheyer	2010
Lance Thomas	2010
Nolan Smith	2011
Kyle Singler	2011
Miles Plumlee	2012
Seth Curry	2013
Ryan Kelly	2013
Mason Plumlee	2013
Josh Hairston	2014
Rodney Hood	2014
Tyler Thornton	2014
Quinn Cook	2015
► Amile Jefferson	2015

**Gopal Varadhan Senior Manager Award**

Presented to the team's top upperclassman manager.

Kirsten Green	1997
Lee Rashman	1997
Luci Pitzer	1998
Glenn Toomayan	1999
Josh Berger	2000
Kenny King	2000
Kevin Marchetti	2000
Anne Wilson	2000
Wynter Galindez	2001
Lisa Kalich	2001
Shaun Rogers	2002
Nick Arison	2003
Max Perkins	2004
Brian DeStefano	2005
Mike Egan	2005
Josh Makaron	2005
Mike Morrell	2005
Charlie Rohlf	2005
Thayer Swallen	2005
Amanda Green	2006
Kevin Cullen	2007
Chris Lauten	2007
Scott Naturman	2007
Chris Lauten	2008
Joey McMahon	2009
Griffin Tormey	2009
Eric Skeffington	2010
Sarah Helfer	2011
Pat Thompson	2011
John McGinty	2012
Kyle Mumma	2012
Kate Wheelock	2012
John McGinty	2013
Kyle Mumma	2013
Kate Wheelock	2013
Scott Lamson	2014
Jamie Stark	2014
Ian McKiernan	2015
Derek Rhodes	2015
Mike Stosky	2015
Graham Vehovec	2015

TRADITION



NCAA Tournament Results

Round	Date	Site	Opponent	W/L	Score	DU High
<b>2012 • South Regional Seed: #2</b>						
Second Round	3/16	Greensboro, N.C.	Lehigh <sup>55</sup>	L	70-75	19 - two players

2013 • Midwest Regional Seed: #2

Second Round	3/22	Philadelphia, Pa.	Albany <sup>5M</sup>	W	73-61	26 - Curry
Third Round	3/24	Philadelphia, Pa.	Creighton <sup>7M</sup>	W	66-50	21 - Sulaimon
Reg. Semifinal	3/29	Indianapolis, Ind.	Michigan State <sup>3M</sup>	W	71-61	29 - Curry
Reg. Final	3/31	Indianapolis, Ind.	Louisville <sup>3M</sup>	L	63-85	17 - Plumlee

2014 • Midwest Regional Seed: #3

Second Round	3/21	Raleigh, N.C.	Mercer <sup>4M</sup>	L	71-78	23 - Cook
--------------	------	---------------	----------------------	---	-------	-----------

2015 • South Regional Seed: #1 • National Champion

Second Round	3/20	Charlotte, N.C.	Robert Morris <sup>65</sup>	W	85-56	22 - Cook
Third Round	3/22	Charlotte, N.C.	San Diego State <sup>85</sup>	W	68-49	26 - Okafor
Reg. Semifinal	3/27	Houston, Texas	Utah <sup>55</sup>	W	63-57	21 - Winslow
Reg. Final	3/29	Houston, Texas	Gonzaga <sup>25</sup>	W	66-52	16 - two players
Nat. Semifinal	4/4	Indianapolis, Ind.	Michigan State <sup>16</sup>	W	81-61	19 - Winslow
Nat. Final	4/6	Indianapolis, Ind.	Wisconsin <sup>1W</sup>	W	68-63	23 - T. Jones

NCAA Tournament Breakdown

Duke vs. Opponents in the NCAA Tournament

Alabama State	1-0
Albany	1-0
Arizona	1-1
Arkansas	1-1
Arkansas Pine-Bluff	1-0
Baylor	1-0
Belmont	1-0
Binghamton	1-0
Boston College	0-1
Boston University	1-0
Butler	1-0
California	1-1
Campbell	1-0
Central Michigan	1-0
Colorado State	1-0
Connecticut	3-2
Creighton	1-0
Delaware State	1-0
DePaul	1-0
Eastern Michigan	0-1
Florida	1-1
Florida A&M	1-0
Georgetown	1-0
George Washington	1-0
Gonzaga	1-0
Hampton	1-0
Illinois	1-0
Indiana	1-2
Iowa	2-0
Kansas	3-2
Kentucky	2-3
Lamar	1-0
Lehigh	0-1
Louisiana-Monroe	1-0
Louisiana State	0-1
Louisville	0-2
Loyola (Ill.)	0-1
Marquette	1-0
Maryland	1-0
Mercer	0-1
Michigan	3-0
Michigan State	4-1
Minnesota	1-0
Mississippi State	1-0
Mississippi Valley State	1-0

Duke vs. Conferences in the NCAA Tournament

America East	3-0
Atlantic Coast	1-0
Atlantic 10	7-0
A-Sun	1-1
Big East	10-8
Big Eight	2-1
Big South	3-0
Big Ten	15-4
Big 12	5-1
Big West	1-1
Colonial	2-1
East Coast	3-0
ECAC	1-0
Great Midwest	1-0
Horizon League	2-0
Independents	6-4
Ivy League	3-0
Metro	0-1
Mid-American	1-1
Midwestern	4-0
Missouri Valley	3-0
Mountain West	2-0
Northeast	2-0
Ohio Valley	1-0
Patriot	0-1
Pacific 12	7-4
Southeastern	5-6
Southwest	3-0
Southwestern Athletic	5-0
Sun Belt	1-0
West Coast	2-0
Western Athletic	2-0
Yankee	1-0

Note: Conference based on what league opponent was in at the time of the game

Duke Record by State in the NCAA Tournament

California	0-2
Colorado	1-1
District of Columbia	1-1
Florida	6-2
Georgia	4-1
Houston	2-0
Illinois	1-1
Indiana	10-2
Kentucky	4-3
Maryland	3-1
Michigan	2-0
Minnesota	6-0
Missouri	2-3
New Jersey	10-0
New York	1-3
North Carolina	34-6
Ohio	0-1
Pennsylvania	6-0
Rhode Island	2-0
South Carolina	2-0
Tennessee	2-0
Texas	6-4
Utah	2-0
Washington	0-2

Duke in the NCAA Tournament

NCAA Tournament Appearances	39
National Championships	5
Championship Game Appearances	12
Final Four Appearances	16
Elite Eight Appearances	20
Sweet 16 Appearances	28
Times Advanced in NCAA Tournament	32
Overall NCAA Tournament Record	105-34 (.755)

As a Participant (includes Final Four games)

Out of East Region	54-14 (.794)
Out of South Region*	25-6 (.807)
Out of Southeast Region	6-3 (.667)
Out of Midwest Region	2-1 (.667)
Out of West Region	13-5 (.722)
Out of West Region	5-5 (.500)

\* - will consider the 2004/2006 Atlanta Region and the 2005 Austin Region the South Region

By Decade

1950-59	0-1 (.000)
1960-69	11-4 (.733)
1970-79	4-2 (.667)
1980-89	18-7 (.720)
1990-99	32-7 (.821)
2000-09	23-9 (.719)
2010-p	17-4 (.810)

As an at-large bid	36-17 (.679)
As an automatic bid	69-17 (.802)
NCAA Record under Krzyzewski	88-26 (.772)

NCAA Appearances (39)

1955, 1960, 1963, 1964, 1966, 1978, 1979, 1980, 1984, 1985, 1986, 1987, 1988, 1989, 1990, 1991, 1992, 1993, 1994, 1996, 1997, 1998, 1999, 2000, 2001, 2002, 2003, 2004, 2005, 2006, 2007, 2008, 2009, 2010, 2011, 2012, 2013, 2014, 2015

NCAA Titles (5)

1991, 1992, 2001, 2010, 2015

Title Game Appearances (12)

1964, 1978, 1986, 1990, 1991, 1992, 1994, 1999, 2001, 2010, 2011, 2015

Final Four Appearances (16)

1963, 1964, 1966, 1978, 1986, 1988, 1989, 1990, 1991, 1992, 1994, 1999, 2001, 2004, 2010, 2015

Regional Championships (16)

1963 (East), 1964 (East), 1966 (East), 1978 (East), 1986 (East), 1988 (East), 1989 (East), 1990 (East), 1991 (Midwest), 1992 (East), 1994 (Southeast), 1999 (East), 2001 (East), 2004 (Atlanta/South), 2010 (South), 2015 (South)

Elite Eight Appearances (20)

1960, 1963, 1964, 1966, 1978, 1980, 1986, 1988, 1989, 1990, 1991, 1992, 1994, 1998, 1999, 2001, 2004, 2010, 2013, 2015

Sweet 16 Appearances (28)

1960, 1963, 1964, 1966, 1978, 1980, 1986, 1987, 1988, 1989, 1990, 1991, 1992, 1994, 1998, 1999, 2000, 2001, 2002, 2003, 2004, 2005, 2006, 2009, 2010, 2011, 2013, 2015

Field expanded from 16 to 32 teams following 1974 season

Times As A Number One Seed (13)

1986	5-1
1992	6-0
1998	3-1
1999	5-1
2000	2-1
2001	6-0
2002	2-1
2004	4-1
2005	2-1
2006	2-1
2010	6-0
2011	2-1
2015	6-0
13 Times	51-9

Duke NCAA Tournament Seed Grid (NCAA seeding process began in 1979)

Opp.	1	2	3	4	5	6	7	8	9	10	11	12	13	14	15	16	Total
1	3-1	5-3	2-0	4-1	3-4	3-0	3-0	9-0	4-0	--	--	2-0	--	--	--	13-0	51-9
2	4-2	--	3-2	1-0	--	1-1	6-1	--	--	0-2	3-0	--	--	--	8-1	--	26-9
3	1-1	0-1	--	1-0	--	1-2	1-0	--	--	--	1-1	--	--	4-1	--	--	9-6
4	1-0	--	--	--	--	0-1	--	--	--	--	--	1-0	--	--	--	--	2-1
5	0-1	--	--	--	--	--	--	--	--	--	--	1-0	1-0	--	--	--	2-1
6	--	--	--	--	--	--	--	--	--	--	0-1	--	--	--	--	--	0-1
7	--	--	--	--	--	--	--	--	--	--	--	--	--	--	--	--	0-0
8	--	--	--	--	--	--	--	--	0-1	--	--	--	--	--	--	--	0-1
Totals	9-5	5-4	5-2	6-1	3-4	5-4	10-1	9-0	4-1	0-2	4-2	4-0	1-0	4-1	8-1	13-0	90-28

TRADITION

NCAA Tournament Records - Game

**Team**

**Most Points Scored**  
 Duke vs. Southern Illinois, 3/18/1993 105  
 Opp 2x; last by Kentucky, 3/28/1992 103

**Fewest Points Scored**  
 Duke vs. Pennsylvania, 3/8/1980 52  
 Opp by Winthrop, 3/14/2002 37

**Largest Victory Margin**  
 Duke vs. Connecticut, 3/14/1964 [t-6] [101-54] 47  
 vs. Winthrop, 3/14/2002 [t-6] [84-37] 47  
 Opp by UNLV, 4/2/1990 [101-71] 30

**Largest Halftime Margin**  
 Duke vs. Winthrop, 3/14/2002 [52-15] 37

**Most Field Goals Made**  
 Duke 2x; last vs. Northeast Louisiana, 3/14/1991 43  
 Opp by Kentucky, 3/27/1978 39

**Most Field Goal Attempts**  
 Duke vs. Loyola-Chicago, 3/22/1963 82  
 Opp by Oregon State, 3/23/1963 87

**Highest Field Goal Pct.**  
 Duke vs. Southern Illinois, 3/18/1993 .632  
 Opp by Washington, 3/18/1984 .705

**Fewest Field Goals Made**  
 Duke 2x; last vs. Villanova, 3/26/2009 16  
 Opp 2x; by Creighton, 3/24/2013 16

**Fewest Field Goal Attempts**  
 Duke vs. Texas A&M, 3/12/1987 36  
 Opp by Mercer, 3/21/2014 45

**Most 3-Point Field Goals**  
 Duke vs. Monmouth, 3/15/2001 [t-2] 18  
 Opp 2x; last by Lamar, 3/17/2000 11

**Most 3-Point Attempts**  
 Duke vs. Monmouth, 3/15/2001 [t-10] 38  
 Opp 2x; last by Temple, 3/21/1999 27

**Highest 3-Point Pct.**  
 Duke vs. Southern Illinois, 3/18/1993 [7] .737 (14-of-19)  
 Opp by Arizona, 3/24/2011 .600

**Most Free Throws Made**  
 Duke vs. Seton Hall, 3/20/2004 34  
 Opp by Lehigh, 3/16/2012 25

**Most Free Throw Attempts**  
 Duke 2x; last vs. Indiana, 4/4/1992 42  
 Opp by Villanova, 3/8/1955 42

**Highest Free Throw Pct.**  
 Duke vs. Michigan State, 3/29/2013 .923  
 vs. Mercer, 3/21/2014 .923  
 Opp by Temple, 3/26/1988 .929  
*Minimum 10 free throws attempted*

**Most Rebounds**  
 Duke vs. Connecticut, 3/14/1964 60  
 Opp by Oregon State, 3/23/1963 54

**Most Assists**  
 Duke vs. Robert Morris, 3/20/2015 28  
 Opp by UCLA, 3/21/1964 22

**Most Steals**  
 Duke 4x; last vs. UCLA, 3/22/2001 [t-9] 17  
 Opp by UNLV, 4/2/1990 16

**Most Blocked Shots**  
 Duke vs. Temple, 3/26/1988 [t-10] 11  
 Opp by Iowa, 3/21/1992 10

**Individual**

**Points**  
 1. Jeff Mullins vs. Villanova, 3/13/1964 43  
 2. Danny Ferry vs. Seton Hall, 4/1/1989 34  
 Jason Williams vs. UCLA, 3/22/2001 34  
 4. Bobby Hurley vs. California, 3/20/1993 32  
 5. Kevin Strickland vs. SMU, 3/19/1988 31  
 Christian Laettner vs. Kentucky, 3/28/1992 31  
 Jason Williams vs. Missouri, 3/17/2001 31

**Field Goals Made**  
 1. Jeff Mullins vs. Villanova, 3/13/1964 19  
 2. Jeff Mullins vs. Connecticut, 3/14/1964 14  
 3. Mike Gminski vs. Notre Dame, 3/25/1978 13  
 Johnny Dawkins vs. Navy, 3/23/1986 13  
 Danny Ferry vs. Seton Hall, 4/1/1989 13

**Field Goals Attempted**  
 1. Art Heyman vs. Loyola-Chicago, 3/22/1963 30  
 2. Danny Ferry vs. Seton Hall, 4/1/1989 29  
 3. Jeff Mullins vs. Villanova, 3/13/1964 28  
 4. Jack Marin vs. Utah, 3/19/1966 26  
 Jason Williams vs. USC, 3/24/01 26

**Field Goal Pct.**  
 1. Christian Laettner vs. Kentucky, 3/28/1992 [t-1] [10-10] 1.000  
 2. Johnny Dawkins vs. Old Dominion, 3/15/1986 [10-12] .833  
 3. Mason Plumlee vs. Albany, 3/22/2013 [9-11] .818  
 Jahlil Okafor vs. Robert Morris, 3/20/2015 [9-11] .818  
 5. Bob Verqa vs. Syracuse, 3/12/1966 [10-13] .769  
*Minimum 10 field goal attempts*

**3-Point Field Goals Made**  
 1. Quinn Cook vs. Mercer, 3/21/2014 7  
 2. Phil Henderson vs. UCLA, 3/22/1990 6  
 Bobby Hurley vs. Indiana, 4/4/1992 6  
 Bobby Hurley vs. Southern Illinois, 3/18/1993 6  
 Bobby Hurley vs. California, 3/20/1993 6  
 Jason Williams vs. UCLA, 3/22/2001 6  
 Jason Williams vs. Monmouth, 3/15/2001 6  
 Seth Curry vs. Michigan State, 3/29/2013 6  
 Quinn Cook vs. Robert Morris, 3/20/2015 6

**3-Point Field Goal Attempts**  
 1. Bobby Hurley vs. California, 3/20/1993 [t-6] 18  
 2. Jason Williams vs. UCLA, 3/22/2001 13  
 3. Jason Williams vs. Missouri, 3/17/2001 12  
 J.J. Redick vs. Alabama State, 3/18/2004 12  
 Rasheed Sulaimon vs. Mercer, 3/21/2014 12

**3-Point Field Goal Pct.**  
 1. Bobby Hurley vs. Southern Illinois, 3/18/1993 [6-7] .857  
 2. Trajan Langdon vs. Temple, 3/21/1999 [5-6] .833  
 3. Jeff Capel vs. Providence, 3/16/1997 [4-5] .800  
 4. J.J. Redick vs. Central Michigan, 3/22/2003 [5-7] .714  
 5. Quinn Cook vs. Mercer, 3/21/2014 [7-10] .700  
*Minimum five three-point field goal attempts*

**Free Throws Made**  
 1. Jim Spanarkel vs. Notre Dame, 3/25/1978 12  
 Christian Laettner vs. Kansas, 4/1/1991 12  
 Shane Battier vs. Missouri, 3/17/2001 12  
 Rasheed Sulaimon vs. Michigan State, 3/29/2013 12  
 4. Christian Laettner vs. Kentucky, 3/28/1992 10  
 Shane Battier vs. Kansas, 3/19/2000 10  
 Shane Battier vs. UCLA, 3/22/2001 10  
 Gerald Henderson vs. Texas, 3/21/2009 10

**Free Throws Attempted**  
 1. Art Heyman vs. St. Joseph's, 3/16/1963 15  
 2. Art Heyman vs. New York, 3/15/1963 14  
 David Henderson vs. Pepperdine, 3/15/1985 14  
 Shelden Williams vs. Delaware State, 3/18/2005 14  
 Rasheed Sulaimon vs. Michigan State, 3/29/2013 14  
 5. Joe Belmont vs. Villanova, 3/8/1955 13  
 Art Heyman vs. Oregon State, 3/23/1963 13  
 Johnny Dawkins vs. Washington, 3/18/1984 13  
 Shane Battier vs. Missouri, 3/17/2001 13  
 Gerald Henderson vs. Texas, 3/21/2009 13

**Free Throw Pct.**  
 1. Jim Spanarkel vs. Notre Dame, 3/25/1978 [t-1] [12-12] 1.000  
 Christian Laettner vs. Kansas, 4/1/1991 [t-1] [12-12] 1.000  
 Christian Laettner vs. Kentucky, 3/28/1992 [10-10] 1.000  
 Shelden Williams vs. G. Washington, 3/18/2006 [9-9] 1.000  
 Jon Scheyer vs. West Virginia, 3/22/2008 [9-9] 1.000  
 Bobby Hurley vs. California, 3/20/1993 [8-8] 1.000  
*Minimum eight made free throws*

**Rebounds**  
 1. Jay Buckley vs. St. Joseph's, 3/16/1963 18  
 Shelden Williams vs. Southern, 3/16/2006 18  
 3. Jay Buckley vs. New York University, 3/15/1963 16  
 4. Mike Lewis vs. St. Joseph's, 3/11/1966 15  
 Jack Marin vs. St. Joseph's, 3/11/1966 15  
 Elton Brand vs. Michigan State, 3/27/1999 15  
 Shelden Williams vs. Mississippi State, 3/20/2005 15

**Assists**  
 1. Quin Snyder vs. SMU, 3/19/1988 12  
 2. Quinn Cook vs. Albany, 3/22/2013 11  
 3. Bobby Hurley vs. Campbell, 3/19/1992 10  
 Bobby Hurley vs. Kentucky, 3/28/1992 10  
 5. Chris Duhon vs. Monmouth, 3/15/2001 9  
 Jason Williams vs. Missouri, 3/17/2001 9

**Steals**  
 1. Grant Hill vs. California, 3/20/1993 [t-1] 8  
 2. Tommy Amaker vs. Old Dominion, 3/15/1986 [t-6] 7  
 Tommy Amaker vs. Louisville, 3/31/1986 [t-6] 7  
 4. Phil Henderson vs. Richmond, 3/16/1990 6  
 Grant Hill vs. Iowa, 3/16/1991 6  
 Chris Duhon vs. Central Michigan, 3/22/03 6

**Blocked Shots**  
 1. Shane Battier vs. Kansas, 3/19/2000 [t-7] 8  
 2. Mike Gminski vs. Pennsylvania, 3/17/1978 7  
 Shelden Williams vs. George Washington, 3/18/2006 7  
 4. Cherokee Parks vs. Marquette, 3/24/1994 5  
 Elton Brand vs. SW Missouri State, 3/19/1999 5  
 Casey Sanders vs. Colorado State, 3/20/2003 5  
 Casey Sanders vs. Kansas, 3/27/2003 5  
 Shelden Williams vs. Xavier, 3/28/04 5  
 Josh McRoberts vs. VCU, 3/15/2007 5

**Minutes Played**  
 1. Bobby Hurley vs. Kentucky, 3/28/1992 45  
 2. Christian Laettner vs. Kentucky, 3/28/1992 43  
 Bobby Hurley vs. Connecticut, 3/24/1990 43  
 4. Phil Henderson vs. Connecticut, 3/24/1990 42  
 5. 41x; last Quinn Cook & Tyus Jones vs. Gonzaga, 3/29/2015 40

*Duke players all-time NCAA rank in parentheses*

TRADITION



## 1991 NCAA Champions

From the beginning the goal was clear: win the national championship.

Head coach Mike Krzyzewski made no bones about it as he began his 11th season at Duke University. He told his 13 players, assembling in the locker room for the first time in September, that it was their goal.

Leading up to the glory-filled 1990-1991 season were many anxious moments, including a 30-point loss to UNLV at the 1990 NCAA championship game, Krzyzewski being wooed by the Boston Celtics, and a tiring summer which had Coach K leading the USA team (with Christian Laettner and Bobby Hurley) to medal-winning performances at the Goodwill Games and the World Championships.

All of those were memories and lessons as the 1990-91 schedule got underway at the Dodge NIT in mid-November.

Duke rushed out to two quick and decisive victories in Cameron Indoor Stadium. The Blue Devils then headed to the Big Apple and Madison Square Garden, where they faced fellow 1990 Final Four member Arkansas, whom the Blue Devils had defeated to earn a trip to the championship game. This time the Razorbacks turned back Duke and advanced to the title game with a 98-88 win.

The month of December featured a road loss to Georgetown in the ACC/Big East Challenge and a key road victory at 11th-ranked Oklahoma which snapped the Sooners long home court winning streak. Duke triumphed 90-85 and finished the month with a 10-2 record.

The opening day of the ACC slate had the Blue Devils traveling to 18th-ranked Virginia. The Cavaliers crushed Duke 81-64, making it time for a re-commitment to the season by the Blue Devils.

Freshman Grant Hill broke his nose at a late night practice session which caused him to miss the next three ACC games. Duke won all three of those games, thanks in part to the emergence of sophomore Thomas Hill. The 6-4 guard/forward had 22 points in an 89-67 win over Wake Forest and then added 20 more against fifth-ranked North Carolina five days later in Duke's 74-60 victory over the Tar Heels.

The ACC regular season championship came down to the final game against the chief rival - North Carolina. The eighth-ranked Blue Devils hustled out to a 20-point margin in the early parts of the second half. The fourth-ranked Tar Heels came back but could never catch Duke as the Blue Devils posted an 83-77 victory.

A week later, the two squads met again in the ACC Tournament championship game. This

time, Carolina triumphed, 96-74, to hand Duke a decisive loss and leave the Blue Devils with a 26-7 record heading into the NCAA Tournament.

It was apparent early that the Blue Devils meant business in their chance to go to Indianapolis. Duke disposed of Northeast Louisiana, Iowa and Connecticut with little resistance leading up to the Midwest Regional title game against Big East member St. John's. Pacing the victory, Hurley earned MVP honors in the region with 20 points in the title game and a remarkable 6.75:1 assist-turnover ratio in the four NCAA games.

Up first in the Final Four was UNLV, a team owning a 34-0 record and had rarely been challenged. The fight was on and Duke kept the pressure on the Runnin' Rebels. Finally, it came down to a little over two minutes to play and the Blue Devils down by a 76-71 count.

Hurley connected on a three-pointer when all seemed lost to make it 76-74 with 2:14 to play. Then Duke put on the defensive pressure and UNLV ran out the shot clock without a shot being taken. Next, Brian Davis took charge with a driving layup and a foul shot to give Duke a 77-76 lead.

After a Larry Johnson free throw tied the score, the ball landed in Laettner's hands on the offensive side and he was fouled with 12.7 seconds to play. He calmly converted the two charity tosses to give Duke a 79-77 lead which never changed.

Two nights later, in the most famed game of the college basketball season, Duke took the court against Kansas, which had defeated North Carolina in the semifinals.

The fatigued Blue Devils never faltered as Hurley and Grant Hill teamed up for a spectacular alley-oop dunk in the opening minutes to set the tone and Laettner proved steady with a record-setting 12-for-12 performance from the free throw line.

It was a crowning glory to the spectacular season as the Blue Devils brought home the title with a 72-65 victory over the Jayhawks. Laettner earned MVP honors and Hurley averaged 12 points and eight assists in the two games. Sophomore Bill McCaffrey added 16 points in the title game to also earn a slot on the All-Final Four team.

The season was complete, the dream a reality. Duke had won the national championship and along the way captured the ACC regular season crown, a record 16-0 home record, its eighth straight NCAA appearance, a fourth straight Final Four berth and fifth in the last six years, and Krzyzewski was named the Kodak/NABC National Coach of the Year.

Record: 32-7; Home: 16-0; Away: 8-5; Neutral: 8-2

Player	G	MP	FG-FGA	Pct	FT-FTA	Pct	Reb-Avg	PF-DQ	Ast	TO	BS	St	Pts-Avg
*Laettner	39	1178	271-471	.575	211-263	.802	340-8.7	111-1	76	121	44	75	771-19.8
McCaffrey	38	941	167-347	.481	84-101	.832	69-1.8	50-0	71	67	4	34	442-11.6
*T. Hill	39	908	164-297	.552	101-136	.743	142-3.6	67-1	51	55	15	59	450-11.5
*Hurley	39	1353	141-333	.423	83-114	.728	93-2.4	100-4	289	151	3	51	441-11.3
*G. Hill	36	887	160-310	.516	81-133	.609	183-5.1	79-1	79	74	30	51	402-11.2
Davis	39	902	104-228	.456	89-122	.730	158-4.1	83-2	63	60	8	39	298-7.6
*Koubek	38	600	77-177	.435	39-48	.813	110-2.9	67-2	33	29	3	21	225-5.9
Lang	36	426	57-94	.606	40-76	.526	92-2.6	55-1	7	25	28	14	154-4.3
Palmer	38	407	51-79	.646	33-40	.825	77-2.0	69-1	10	28	19	11	135-3.6
Clark	23	104	13-29	.448	20-32	.625	17-0.7	15-0	8	25	2	5	48-2.1
Ast	17	51	12-18	.667	3-4	.750	10-0.6	7-0	0	6	3	0	28-1.6
Buckley	19	93	10-18	.556	7-20	.350	20-1.1	12-0	2	4	1	2	27-1.4
Team	-	-	-	-	-	-	103-2.6	-	-	-	-	-	-
Duke	39	7850	1227-2401	.511	791-1089	.726	1414-36.3	715-13	689	645	160	362	3421-87.7
Opps	39	7850	1087-2445	.445	525-792	.663	1327-34.0	865-na	528	779	111	299	2864-73.4

• Three-Point Field Goals (176-459, .383): Hurley (76-188, .404); Koubek (32-76, .421); McCaffrey (24-70, .343); T. Hill (21-52, .404); Laettner (18-53, .340); Clark (2-9, .222); G. Hill (1-2, .500); Ast (1-4, .250); Davis (1-5, .200). Dunks (112): G. Hill 33; T. Hill 26; Laettner 21; Davis 19; Lang 8; Palmer 6. Charges Taken (71): Davis 16; Palmer 14; Hurley 12; T. Hill 10; Laettner 5; Lang 5; McCaffrey 4; G. Hill 2; Koubek 2; Buckley 1.

### 1990-91 Results

N 14	Marquette (6-)	*H	W	87-74
N 16	Boston College (6-)	*H	W	100-76
N 21	Arkansas (6/2)	N2	L	88-98
N 23	Notre Dame (6-)	N2	W	85-77
N 26	East Carolina (6-)	H	W	125-82
D 1	UNC Charlotte (8-)	H	W	111-94
D 5	Georgetown (5/6)	*A	L	74-79
D 8	Michigan (5-)	H	W	75-68
D 19	Harvard (9-)	A	W	103-61
D 22	Oklahoma (9/11)	A	W	90-85
D 29	Lehigh (8-)	H	W	97-67
J 2	Boston U. (8-)	H	W	109-55
J 5	Virginia (8/18)	A	L	64-81
J 9	Georgia Tech (14/24)	H	W	98-57
J 12	Maryland (14-)	A	W	94-78
J 14	Wake Forest (14-)	H	W	89-67
J 16	The Citadel (12-)	A	W	83-50
J 19	North Carolina (12/5)	H	W	74-60
J 23	N.C. State (9-)	A	L	89-95
J 26	Clemson (9-)	A	W	99-70
J 30	Georgia Tech (7/23)	A	W	77-75
F 2	Notre Dame (7-)	A	W	90-77
F 7	Virginia (6/11)	H	W	86-74
F 9	Maryland (6-)	H	W	101-81
F 10	Louisiana State (6/19)	H	W	88-70
F 13	Davidson (5-)	H	W	74-39
F 16	Wake Forest (5-)	A	L	77-86
F 20	N.C. State (7-)	H	W	72-66
F 24	Arizona (7/9) ••	A	L	96-103
F 27	Clemson (8-)	H	W	79-62
M 3	North Carolina (8/4)	A	W	83-77
M 9	N.C. State (6-)	N4	W	93-72
M 10	North Carolina (6/7)	N4	L	74-96
M 14	Louisiana-Monroe (6-)	N5	W	102-73
M 16	Iowa (6-)	N5	W	85-70
M 22	Connecticut (6-)	N6	W	81-67
M 24	St. John's (6/20)	N6	W	78-61
M 30	UNLV (6/1)	N7	W	79-77
A 1	Kansas (6/12)	N7	W	72-65

\*H - Dodge NIT, Durham, N.C.

N2 - Dodge NIT, New York, N.Y.

\*A - ACC/Big East Challenge, Landover, Md.

N4 - ACC Tournament, Charlotte, N.C.

N5 - NCAA Tournament, Minneapolis, Minn.

N6 - NCAA Tournament, Pontiac, Mich.

N7 - NCAA Final Four, Indianapolis, Ind.

### Honors & Awards

#### Grant Hill

- First Team Freshman All-America (Basketball Times)
- Third Team Freshman All-America (Basketball Weekly)
- ACC All-Freshman
- ACC All-Tournament (second team)

#### Thomas Hill

- Third Team All-ACC
- All-Region (Basketball Times)
- NCAA Midwest Region All-Tournament Team

#### Bobby Hurley

- Honorable Mention All-America (AP)
- Third Team All-ACC
- All-Region (Basketball Times)
- NCAA All-Final Four Team
- NCAA Midwest Region MVP
- NCAA Midwest Region All-Tournament Team

#### Greg Koubek

- ACC All-Tournament (second team)

#### Christian Laettner

- First Team All-America (Basketball Times, Wooden)
- Second Team All-America (AP, UPI, NABC, USBWA)
- NCAA Final Four MVP
- NCAA All-Final Four Team
- NCAA Midwest Region All-Tournament Team
- First Team All-ACC
- ACC All-Tournament (first team)
- USBWA District Player of the Year
- USBWA First Team All-District

#### Bill McCaffrey

- NCAA All-Final Four Team

#### Mike Krzyzewski

- National Coach of the Year (NABC)

1992 NCAA Champions

The 1991-1992 Duke men's basketball season preview began this way: "When four starters return to any college basketball team there is always cause for celebration. When the four starters return from a team that captured the national championship the year before, the possibilities seem endless."

With a roster that included ACC Athlete of the Year Christian Laettner, All-ACC guards Bobby Hurley and Thomas Hill, sophomore Grant Hill and four additional returning letterwinners, the Blue Devils were poised to defend their title.

On December 14, Duke faced future NCAA championship opponent Michigan in Ann Arbor. The Blue Devils were 6-0 heading into the night, having swept four of the five previous teams by at least a 25-point margin. After leading by as many as 17 points early in the second half, Duke came back from a two-point deficit when Hurley scored five points in the last two minutes of play to secure an 88-85 victory.

The ACC season started strong, with solid victories over Virginia, Florida State, Maryland, Georgia Tech and N.C. State.

On February 1, 1992, Duke celebrated its 500th win in Cameron Indoor Stadium with a 100-71 blowout against Notre Dame.

The first real challenge of the ACC season came against perennial rival North Carolina on its home court in Chapel Hill. Hurley broke his foot midway through the first half, but played anyway as the ninth-ranked Tar Heels posted a 75-73 upset victory over top-ranked Duke.

As tournament time approached, Duke had only suffered two losses: one to North Carolina and a second against Wake Forest in late February when Duke squandered a 10-point lead in the game's final five minutes to fall to the Demon Deacons 72-68.

Brian Davis and Laettner had won just about every prize imaginable in their four-year Duke careers except one, the ACC championship. Duke recorded wins over Maryland and Georgia Tech to reach the finals. The Blue Devils registered a crushing 94-74 defeat of North Carolina in the 1992 ACC final that brought redemption after the previous year's 22-point loss to UNC in the same game. Laettner left nothing to chance with 25 points, 10 rebounds and seven steals. Five others hit double-figures, including Grant Hill who hit eight of his shots and added seven assists.

With eight straight trips to NAAs, Final Four berths every year but one since 1986, and the 1991 title securely under its belt, the 1992 Duke squad was looking to make history when it opened the tournament on March 19.

Duke, the top-seed in the East Regional, posted wins over Campbell, Iowa and Seton Hall to reach the Elite Eight.

The Blue Devils' Elite Eight matchup against Kentucky on March 28, 1992 saw two of the most famed programs in basketball history take aim at each other. Kentucky did everything possible to dethrone the champions and appeared to have Duke right where it wanted them with 2.1 seconds to play in the overtime period after Sean Woods drove by Hurley and banked in a one-handed shot over Laettner for a one-point lead.

Then, in a season equally filled with magical moments and overwhelming adversity, a miracle took place. Grant Hill flung the undefended inbounds pass to Laettner who leaped to catch the ball over John Pelphrey and Deron Feldhaus. Time seemed to stand still as Laettner faked to his right, turned to his left and lofted an 18-footer that found nothing but net as time expired. The Spectrum crowd erupted as the Duke players jumped on Laettner to celebrate another trip to the Final Four and a 104-103 victory over Kentucky.

Up next was Indiana, an intriguing matchup between the two winningest programs in NCAA Tournament history. The beginning of the second half, which began with Duke trailing by five points, 42-37, turned into one of Duke's finest moments of the season. The Blue Devils reeled off 13 straight points and then made it a 21-3 surge to open the first 10 minutes of the frame to make the score 58-45 in favor of Duke. Free throws by Antonio Lang and Cherokee Parks closed out the 81-78 victory as the Blue Devils headed to the NCAA championship game for the third consecutive season.

The billing Michigan and Duke had entering the Metrodome on April 6th to decide the national champion read: "The Fab Five meets The Victory Tour."

Grant Hill made his first start since February when he was inserted for an injured Davis, scoring 18 points and grabbing 10 rebounds as Duke stumbled out of the blocks but hung tough in trailing by just one at the half, 31-30. The Blue Devils turned up the defensive pressure in the second frame, forcing Michigan into 29 percent shooting from the field and just 20 second-half points.

With 13.5 seconds remaining and a comfortable 20-point cushion, Coach K gave his starters one last curtain call to an incredible season-long journey. A roar echoed through the dome as players exchanged high-fives and hugs to start the celebration of the 71-51 victory.

**1991-92 Results**

N 25	East Carolina (1/-)	H	W	103-75
N 30	Harvard (1/-)	H	W	118-65
D 5	St. John's (1/7)	N1	W	91-81
D 7	Canisius (1/-)	A	W	96-60
D 14	Michigan (1/18)	A	W	88-85
D 30	William & Mary (1/-)	H	W	97-61
J 2	Virginia (1/-)	A	W	68-62
J 6	Florida State (1/-)	H	W	86-70
J 8	Maryland (1/-)	A	W	83-66
J 11	Georgia Tech (1/14)	H	W	97-84
J 15	N.C. State (1/-)	H	W	110-75
J 18	UNC Charlotte (1/18)	H	W	104-82
J 21	Boston U. (1/-)	A	W	95-85
J 25	Wake Forest (1/-)	H	W	84-68
J 27	Clemson (1/-)	H	W	112-73
J 30	Florida State (1/23)	A	W	75-62
F 1	Notre Dame (1/-)	H	W	100-71
F 5	North Carolina (1/9)	A	L	73-75
F 8	Louisiana State (1/22)	A	W	77-67
F 12	Georgia Tech (1/-)	A	W	71-62
F 16	N.C. State (1/-)	A	W	71-63
F 20	Maryland (1/-)	H	W	91-89
F 23	Wake Forest (1/-)	A	L	68-72
F 26	Virginia (1/-)	H	W	76-67
M 1	UCLA (1/4)	A	W	75-65
M 4	Clemson (1/-)	A	W	98-97
M 8	North Carolina (1/16)	H	W	89-77
M 13	Maryland (1/-)	N2	W	94-87
M 14	Georgia Tech (1/-)	N2	W	89-76
M 15	North Carolina (1/20)	N2	W	94-74
M 19	Campbell (1/-)	N3	W	82-56
M 21	Iowa (1/-)	N3	W	75-62
M 26	Seton Hall (1/19)	N4	W	81-69
M 28	Kentucky (1/6)	N4	W	104-103
A 4	Indiana (1/5)	N5	W	81-78
A 6	Michigan (1/15)	N5	W	71-51

*N1 - ACC/Big East Challenge, Greensboro, N.C.  
 N2 - ACC Tournament, Charlotte, N.C.  
 N3 - NCAA Tournament, Greensboro, N.C.  
 N4 - NCAA Tournament, Philadelphia, Pa.  
 N5 - NCAA Final Four - Minneapolis, Minn.*

**Honors & Awards**

**Brian Davis**

- ACC All-Tournament (first team)

**Grant Hill**

- Second Team All-America (UPI)
- Honorable Mention All-America (AP)
- NCAA All-Final Four Team
- Second Team All-ACC
- ACC All-Tournament (second team)

**Thomas Hill**

- Third Team All-ACC

**Bobby Hurley**

- National Player of the Year finalist (Wooden, Eastman)
- First Team All-America (NABC, Wooden)
- Second Team All-America (Basketball Times)
- Third Team All-America (AP, UPI, Basketball Weekly)
- NCAA Final Four MVP
- NCAA East Region All-Tournament Team
- Second Team All-ACC
- ACC All-Tournament (first team)
- USBWA First Team All-District

**Christian Laettner**

- National Player of the Year (unanimous)
- First Team All-America (unanimous)
- All-Final Four Team
- East Region MVP
- ACC Player of the Year
- First Team All-ACC
- ACC Tournament MVP
- ACC All-Tournament (first team)
- USBWA District Player of the Year

**Mike Krzyzewski**

- National Coach of the Year (Sporting News, Naismith)
- USBWA District Coach of the Year

Record: 34-2; Home: 13-0; Away: 11-2; Neutral: 10-0

Player	G	MP	FG-FGA	Pct	FT-FTA	Pct	Reb-Avg	PF-DQ	Ast	TO	BS	St	Pts-Avg
*Laettner	35	1128	254-442	.575	189-232	.815	275-7.9	90-1	69	116	32	74	751-21.5
*T. Hill	36	1102	196-367	.534	96-125	.768	121-3.4	75-1	54	50	16	60	525-14.6
*G. Hill	33	1000	182-298	.611	99-135	.733	187-5.7	91-2	134	80	27	39	463-14.0
*Hurley	31	1043	123-284	.433	105-133	.789	62-2.0	64-1	237	109	1	35	410-13.2
*Davis	36	1111	140-291	.481	114-154	.740	163-4.5	82-4	69	53	9	42	402-11.2
Lang	34	763	77-137	.562	65-99	.657	139-4.1	87-1	23	43	10	20	219-6.4
Parks	34	435	60-105	.571	50-69	.725	81-2.4	57-0	13	30	35	5	170-5.0
Clark	34	268	33-61	.541	21-27	.778	27-0.8	26-0	22	21	4	7	99-2.9
Meek	25	143	22-38	.579	18-36	.500	30-1.2	18-1	5	6	5	3	62-2.5
Blakeney	29	175	13-23	.565	13-20	.650	24-0.8	10-0	17	17	0	7	40-1.4
Ast	14	44	5-12	.417	6-9	.667	14-1.0	6-0	2	4	1	1	16-1.1
Burt	19	38	3-11	.273	4-4	1.000	2-0.1	3-0	8	4	1	1	10-0.5
Team	-	-	-	-	-	-	105-2.9	-	-	-	-	-	-
Duke	36	7250	1108-2069	.536	780-1043	.748	1229-34.1	609-11	653	533	141	294	3167-88.0
Opps	36	7250	1033-2213	.467	379-583	.650	1129-31.4	837-na	557	639	115	232	2615-72.6

• Three-Point Field Goals (171-394, .434): Hurley (59-140, .421); Laettner (54-97, .557); T. Hill (37-91, .407); Clark (12-18, .667); Davis (8-39, .205); Blakeney (1-4, .250); G. Hill (0-1, .000); Ast (0-4, .000). **Dunks (146):** G. Hill 48; T. Hill 25; Laettner 21; Davis 18; Lang 16; Parks 12; Clark 4; Meek 2. **Charges Taken (48):** Davis 9; Laettner 8; Lang 7; G. Hill 7; T. Hill 6; Hurley 5; Clark 2; Meek 2; Parks 2.

TRADITION











## MEDIA GUIDE

Round	Date	Site	Opponent	W/L	Score	DU High
<b>1995 • Seed: #9</b>						
First Round	3/9	Greensboro, N.C.	NC State <sup>8</sup>	W	83-70	19 - Parks
Quarterfinals	3/10	Greensboro, N.C.	Wake Forest <sup>1</sup>	L	70-87	18 - Meek
<b>1996 • Seed: #4</b>						
Quarterfinals	3/8	Greensboro, N.C.	Maryland <sup>5</sup>	L	69-82	21 - Price
<b>1997 • Seed: #1</b>						
Quarterfinals	3/7	Greensboro, N.C.	NC State <sup>8</sup>	L	60-66	17 - Capel
<b>1998 • Seed: #1</b>						
First Round	3/5	Greensboro, N.C.	Virginia <sup>9</sup>	W	63-41	14 - McLeod
Semifinals	3/7	Greensboro, N.C.	Clemson <sup>5</sup>	W	66-64	17 - McLeod
Championship	3/8	Greensboro, N.C.	North Carolina <sup>2</sup>	L	68-83	24 - McLeod
<b>1999 • Seed: #1 • ACC Champion</b>						
First Round	3/4	Charlotte, N.C.	Virginia <sup>9</sup>	W	104-67	18 - Avery
Semifinals	3/6	Charlotte, N.C.	NC State <sup>5</sup>	W	83-68	24 - Maggette
Championship	3/7	Charlotte, N.C.	North Carolina <sup>3</sup>	W	96-73	29 - Avery
<b>2000 • Seed: #1 • ACC Champion</b>						
First Round	3/9	Charlotte, N.C.	Clemson <sup>9</sup>	W	94-63	19 - Battier
Semifinals	3/11	Charlotte, N.C.	Wake Forest <sup>5</sup>	W	82-73	18 - Battier
Championship	3/12	Charlotte, N.C.	Maryland <sup>2</sup>	W	81-68	23 - Williams
<b>2001 • Seed: #2 • ACC Champion</b>						
Quarterfinals	3/9	Atlanta, Ga.	NC State <sup>7</sup>	W	76-61	19 - Williams
Semifinals	3/10	Atlanta, Ga.	Maryland <sup>3</sup>	W	84-82	20 - Battier
Championship	3/11	Atlanta, Ga.	North Carolina <sup>1</sup>	W	79-53	24 - Dunleavy
<b>2002 • Seed: #2 • ACC Champion</b>						
Quarterfinals	3/8	Charlotte, N.C.	North Carolina <sup>7</sup>	W	60-48	20 - Williams
Semifinals	3/9	Charlotte, N.C.	Wake Forest <sup>3</sup>	W	79-64	18 - Dunleavy
Championship	3/10	Charlotte, N.C.	NC State <sup>4</sup>	W	91-61	26 - Boozer
<b>2003 • Seed: #3 • ACC Champion</b>						
Quarterfinals	3/14	Greensboro, N.C.	Virginia <sup>6</sup>	W	83-76	32 - Ewing
Semifinals	3/15	Greensboro, N.C.	North Carolina <sup>7</sup>	W	75-63	19 - Ewing
Championship	3/16	Greensboro, N.C.	NC State <sup>4</sup>	W	84-77	30 - Redick
<b>2004 • Seed: #1</b>						
Quarterfinals	3/12	Greensboro, N.C.	Virginia <sup>8</sup>	W	84-74	27 - Williams
Semifinals	3/13	Greensboro, N.C.	Georgia Tech <sup>4</sup>	W	85-71	20 - Williams
Championship	3/14	Greensboro, N.C.	Maryland <sup>6</sup> (OT)	L	87-95	21 - Duhon
<b>2005 • Seed: #3 • ACC Champion</b>						
Quarterfinals	3/11	Washington, D.C.	Virginia <sup>11</sup>	W	76-64	16 - two players
Semifinals	3/12	Washington, D.C.	NC State <sup>7</sup>	W	76-69	35 - Redick
Championship	3/13	Washington, D.C.	Georgia Tech <sup>5</sup>	W	69-64	26 - Redick
<b>2006 • Seed: #1 • ACC Champion</b>						
Quarterfinals	3/10	Greensboro, N.C.	Miami <sup>8</sup>	W	80-76	25 - Redick
Semifinals	3/11	Greensboro, N.C.	Wake Forest <sup>12</sup>	W	78-66	20 - Redick
Championship	3/12	Greensboro, N.C.	Boston College <sup>3</sup>	W	78-76	26 - Redick
<b>2007 • Seed: #7</b>						
First Round	3/8	Tampa, Fla.	NC State <sup>10</sup>	L	80-85 (ot)	18 - Paulus
<b>2008 • Seed: #2</b>						
Quarterfinals	3/14	Charlotte, N.C.	Georgia Tech <sup>7</sup>	W	82-70	18 - Scheyer
Semifinals	3/15	Charlotte, N.C.	Clemson <sup>3</sup>	L	74-78	17 - Paulus
<b>2009 • Seed: #3 • ACC Champion</b>						
Quarterfinals	3/13	Atlanta, Ga.	Boston College <sup>6</sup>	W	66-65	26 - Singler
Semifinals	3/14	Atlanta, Ga.	Maryland <sup>7</sup>	W	67-61	22 - Scheyer
Finals	3/15	Atlanta, Ga.	Florida State <sup>4</sup>	W	79-69	29 - Scheyer
<b>2010 • Seed: #1 • ACC Champion</b>						
Quarterfinals	3/12	Greensboro, N.C.	Virginia <sup>9</sup>	W	57-46	18 - Singler
Semifinals	3/13	Greensboro, N.C.	Miami <sup>12</sup>	W	77-74	27 - Singler
Finals	3/14	Greensboro, N.C.	Georgia Tech <sup>7</sup>	W	65-61	20 - Singler
<b>2011 • Seed: #2 • ACC Champion</b>						
Quarterfinals	3/11	Greensboro, N.C.	Maryland <sup>7</sup>	W	87-71	29 - Singler
Semifinals	3/12	Greensboro, N.C.	Virginia Tech <sup>6</sup>	W	77-63	27 - Smith
Finals	3/13	Greensboro, N.C.	North Carolina <sup>1</sup>	W	75-58	20 - Smith
<b>2012 • Seed: #2</b>						
Quarterfinals	3/9	Atlanta, Ga.	Virginia Tech <sup>10</sup>	W	60-56	17 - Rivers
Semifinals	3/10	Atlanta, Ga.	Florida State <sup>3</sup>	L	59-62	17 - Rivers
<b>2013 • Seed: #2</b>						
Quarterfinals	3/15	Greensboro, N.C.	Maryland <sup>7</sup>	L	74-83	19 - Plumlee

## 2015-16 DUKE MEN'S BASKETBALL

Round	Date	Site	Opponent	W/L	Score	DU High
<b>2014 • Seed: #3</b>						
Quarterfinals	3/14	Greensboro, N.C.	Clemson <sup>6</sup>	W	63-62	18 - Parker
Semifinals	3/15	Greensboro, N.C.	NC State <sup>7</sup>	W	75-67	20 - Parker
Finals	3/16	Greensboro, N.C.	Virginia <sup>1</sup>	L	63-72	23 - Parker

<b>2015 • Seed: #2</b>						
Quarterfinals	3/12	Greensboro, N.C.	NC State <sup>7</sup>	W	77-53	15 - Cook
Semifinals	3/13	Greensboro, N.C.	Notre Dame <sup>3</sup>	L	64-74	28 - Okafor

### ACC Tournament Composite Records

Team	Won	Lost	Pct	Semifinals	Finals	Titles
Notre Dame	3	1	.750	1	1	1
► Duke	94	43	.686	44	31	19
North Carolina	93	44	.679	47	33	17
NC State	70	52	.574	35	17	10
Pittsburgh	2	2	.500	1	0	0
Miami	12	10	.454	2	1	1
Maryland	47	57	.452	29	9	3
Boston College	8	10	.444	2	1	0
Georgia Tech	25	33	.431	11	7	3
Wake Forest	43	58	.426	27	10	4
Florida State	15	23	.395	3	2	1
Virginia Tech	7	11	.389	3	0	0
Virginia	35	60	.368	22	7	2
Clemson	18	62	.225	13	2	0
Syracuse	0	1	.000	0	0	0
Louisville	0	1	.000	0	0	0

### Duke ACC Tournament Seed Grid

Opp.	1	2	3	4	5	6	7	8	9	10	11	12	Total
1	--	5-3	3-0	4-3	7-0	0-1	1-0	11-1	4-0	--	0-0	2-0	37-8
2	1-4	--	4-5	1-1	1-0	6-1	14-1	--	--	1-0	--	--	28-12
3	1-2	2-1	--	2-0	1-0	6-4	4-0	--	--	--	1-0	--	15-6
4	2-3	1-1	--	--	5-3	--	--	--	--	--	--	--	8-7
5	--	--	--	0-1	--	--	--	--	--	--	--	--	0-1
6	1-0	1-0	1-3	--	--	--	--	--	--	--	--	--	3-3
7	--	0-3	--	--	--	--	--	--	0-1	--	--	--	0-4
8	--	--	--	--	--	--	--	--	--	--	--	--	0-0
9	0-1	--	--	--	--	--	--	1-0	--	--	--	--	1-1
10	--	--	--	--	--	--	--	--	--	--	--	--	0-0
11	--	--	--	--	--	--	--	--	--	--	--	--	0-0
12	--	--	--	--	--	--	--	--	--	--	--	--	0-0
Totals	5-10	9-8	8-8	7-5	14-3	12-6	19-1	12-1	4-0	1-1	1-0	2-0	94-43



ACC Tournament Record - Career

Points

Table with 3 columns: Rk, Player, Years, Pts. Lists top 10 players by total points.

Scoring Average

Table with 4 columns: Rk, Name, Years, G, Pts, Avg. Lists top 10 players by scoring average.

Field Goals Made

Table with 4 columns: Rk, Player, Years, FG. Lists top 4 players by field goals made.

Field Goal Attempts

Table with 4 columns: Rk, Player, Years, FGA. Lists top 5 players by field goal attempts.

Field Goal Pct.

Table with 5 columns: Rk, Name, Years, FG, FGA, Pct. Lists top 5 players by field goal percentage.

Minimum 25 field goals made

3-Point Field Goals Made

Table with 4 columns: Rk, Player, Years, 3FG. Lists top 5 players by 3-point field goals made.

3-Point Field Goal Attempts

Table with 4 columns: Rk, Player, Years, 3FGA. Lists top 5 players by 3-point field goal attempts.

3-Point Field Goal Pct.

Table with 5 columns: Rk, Name, Years, 3FG, 3FGA, Pct. Lists top 5 players by 3-point field goal percentage.

Minimum 15 three-point field goals made

Free Throws Made

Table with 4 columns: Rk, Player, Years, FT. Lists top 4 players by free throws made.

Free Throws Attempted

Table with 4 columns: Rk, Player, Years, FTA. Lists top 5 players by free throws attempted.

Free Throw Pct.

Table with 5 columns: Rk, Name, Years, FT, FTA, Pct. Lists top 5 players by free throw percentage.

Minimum 25 free throws made

Rebounds

Table with 4 columns: Rk, Player, Years, Reb. Lists top 5 players by total rebounds.

Rebound Average

Table with 5 columns: Rk, Name, Years, G, Reb, Avg. Lists top 5 players by rebound average.

Assists

Table with 4 columns: Rk, Player, Years, Ast. Lists top 5 players by total assists.

Assists Per Game

Table with 4 columns: Rk, Name, Years, G, Ast, Avg. Lists top 5 players by assists per game.

Blocked Shots

Table with 4 columns: Rk, Player, Years, Blk. Lists top 5 players by blocked shots.

Blocked Shots Per Game

Table with 5 columns: Rk, Name, Years, G, Blk, Avg. Lists top 5 players by blocked shots per game.

Steals

Table with 4 columns: Rk, Player, Years, St. Lists top 5 players by total steals.

Steals Per Game

Table with 5 columns: Rk, Name, Years, G, Stl, Avg. Lists top 5 players by steals per game.

Games Played

Table with 4 columns: Rk, Player, Years, GP. Lists top 5 players by games played.

Games Started

Table with 4 columns: Rk, Player, Years, GS. Lists top 6 players by games started.

TRADITION





## In-Season Tournament Results

### Industrial National Classic

1979-80 (Providence, R.I.)		
Dec. 21	Boston College	W, 70-64
Dec. 22	Providence	W, 82-78

### Iron Duke Classic

1981-82 (Durham, N.C.)		
Dec. 29	Davidson	L, 73-75
Dec. 30	Auburn	W, 72-71

### 1980-81 (Durham, N.C.)

Dec. 19	Brown	W, 91-60
Dec. 20	Detroit	W, 111-71

### 1979-80 (Durham, N.C.)

Dec. 28	Vermont	W, 92-67
Dec. 29	Cincinnati	W, 87-75

### Jimmy V Classic

2001-02 (East Rutherford, N.J.)		
Dec. 18	Kentucky	W, 95-92

### 1998-99 (East Rutherford, N.J.)

Dec. 22	Kentucky	W, 71-60
---------	----------	----------

### Kentucky Invitational

1969-70 (Lexington, Ky.)		
Dec. 19	Dayton	W, 72-67
Dec. 20	Kentucky	L, 76-98

### 1953-54 (Louisville, Ky.)

Dec. 21	Kentucky	L, 69-85
Dec. 22	UCLA	L, 67-72

### Las Vegas Classic

1972-73 (Las Vegas, Nev.)		
Dec. 27	UNLV	L, 83-89
Dec. 28	Purdue	L, 77-82

### Maui Invitational

2011-12 (Lahaina, Hawaii)		
Nov. 11	Belmont*	W, 77-76
Nov. 21	Tennessee	W, 77-67
Nov. 22	Michigan	W, 82-75
Nov. 23	Kansas	W, 68-61

\* Durham, N.C.

### 2007-08 (Lahaina, Hawaii)

Nov. 19	Princeton	W, 83-61
Nov. 20	Illinois	W, 79-66
Nov. 21	Marquette	W, 77-73

### 2001-02 (Lahaina, Hawaii)

Nov. 19	Seton Hall	W, 80-79
Nov. 20	South Carolina	W, 81-56
Nov. 21	Ball State	W, 83-71

### 1997-98 (Lahaina, Hawaii)

Nov. 24	Chaminade	W, 106-70
Nov. 25	Missouri	W, 82-59
Nov. 26	Arizona	W, 95-87

### 1992-93 (Lahaina, Hawaii)

Dec. 21	DePaul	W, 89-73
Dec. 22	Louisiana State	W, 96-67
Dec. 23	Brigham Young	W, 89-66

### NIT Season Tip-Off

2013-14 (Durham, N.C.)		
Nov. 18	UNC Asheville	W, 91-55
Nov. 19	East Carolina	W, 83-74
Nov. 27	Alabama*	W, 74-64
Nov. 29	Arizona*	L, 66-72

### 2009-10 (Durham, N.C.)

Nov. 16	Coastal Carolina	W, 74-49
Nov. 17	Charlotte	W, 101-59
Nov. 25	Arizona State*	W, 64-53
Nov. 27	Connecticut*	W, 68-59

### 2005-06 (Durham, N.C.)

Nov. 14	Boston U.	W, 64-47
Nov. 16	Seton Hall	W, 93-40
Nov. 23	Drexel*	W, 78-68
Nov. 25	Memphis*	W, 70-67

### 2000-01 (Durham, N.C.)

Nov. 14	Princeton	W, 87-50
Nov. 17	Villanova	W, 98-85
Nov. 22	Texas*	W, 95-69
Nov. 24	Temple*	W, 63-61

### 1996-97 (Durham, N.C.)

Nov. 20	St. Joseph's	W, 89-60
Nov. 22	Vanderbilt	W, 86-57
Nov. 27	Tulsa*	W, 72-67
Nov. 29	Indiana*	L, 69-85

### 1990-91 (Durham, N.C.)

Nov. 14	Marquette	W, 87-74
Nov. 16	Boston College	W, 100-76
Nov. 21	Arkansas*	L, 88-98
Nov. 23	Notre Dame*	W, 85-77

### 1985-86 (Houston, Texas)

Nov. 21	Lamar	W, 66-62
Nov. 24	Ala.-Birm.	W, 66-54
Nov. 29	St. John's*	W, 71-70
Dec. 1	Kansas*	W, 92-86

\* - New York, NY.

### Rainbow Classic

1994-95 (Honolulu, Hawaii)		
Dec. 27	Iowa	L, 71-81
Dec. 29	Boston U.	W, 71-54
Dec. 30	Georgia Tech	W, 76-69

### 1989-90 (Honolulu, Hawaii)

Dec. 28	Drake	W, 101-77
Dec. 29	Cincinnati	W, 95-83
Dec. 30	Hawaii	W, 87-75

### 1983-84 (Honolulu, Hawaii)

Dec. 28	SMU	L, 76-78
Dec. 29	Pacific	W, 68-66
Dec. 30	Navy	W, 90-79

### Steel Bowl

1961-62 (Pittsburgh, Pa.)		
Dec. 15	Duquesne	L, 61-66
Dec. 16	Arizona	W, 78-47

### Sugar Bowl Tourney

1980-81 (New Orleans, La.)		
Dec. 28	New Orleans	W, 77-63
Dec. 29	Tennessee	L, 69-90

### 1968-69 (New Orleans, La.)

Dec. 30	Western Ky.	W, 73-72
Dec. 31	Iowa	W, 85-82

### 1963-64 (New Orleans, La.)

Dec. 30	Auburn	W, 84-67
Dec. 31	Kentucky	L, 79-81

### Tip Off Classic

1988-89 (Springfield, Mass.)		
Nov. 19	Kentucky	W, 80-55

### 1979-80 (Springfield, Mass.)

Nov. 17	Kentucky	W, 82-76
---------	----------	----------

### Trojan-Bud Light Classic

1984-85 (Los Angeles, Calif)		
Dec. 28	Ala.-Birmingham	W, 76-62
Dec. 29	Southern Cal.	W, 75-73

### West Virginia Centennial

1963-64 (Morgantown, W.V.)		
Dec. 6	Ohio State	W, 76-75
Dec. 7	West Virginia	W, 86-81

### Wooden Classic

1999-00 (Anaheim, Calif.)		
Nov. 27	Southern Cal.	W, 81-68

### Wooden Tradition

2002-03 (Indianapolis, Ind.)		
Nov. 30	UCLA	W, 84-73

-- denotes number of overtimes played

**Charting Duke in the Polls  
(AP Only)**

Total Polls Ranked	735
Top 10 Rankings	618
Longest Consecutive Polls Ranked	200 <sup>1</sup>
Current Streak	155

**Years Ranked**

Total Years	54
Consecutive Years	32
Current Streak	32

**Final Poll**

Total Polls	44
Top 10	35
High Rank	1 (seven times)

**No. 1 Ranking**

Total Rankings	127
Most No. 1 Weeks in Succession	18

**Weeks Ranked By Ranking**

First Ranked: Dec. 11, 1951 (No. 12)  
Last Ranked: March 16, 2015 (No. 4)

Rank	Weeks
No. 1	127
No. 2	76
No. 3	72
No. 4	47
No. 5	51
No. 6	67
No. 7	51
No. 8	53
No. 9	36
No. 10	39
No. 11	17
No. 12	13
No. 13	16
No. 14	13
No. 15	10
No. 16	12
No. 17	13
No. 18	9
No. 19	8
No. 20	5
No. 21	2
No. 22	-
No. 23	1
No. 24	-
No. 25	-

<sup>1</sup> - Duke was ranked in the top 25 of 200 consecutive AP polls from 1997 through 2007, the second-longest streak in college basketball history.

**All-Time Consecutive AP Polls Ranked**

Team	Consecutive AP Polls Ranked
UCLA	221
► Duke	200
North Carolina	172
North Carolina	171
Marquette	166
Kentucky	164
► Duke	155 *
Kansas	145
► Duke	143
Arizona	141

\* active streak

**In The Polls**

The Duke basketball program has held a prominent spot in the national basketball scene since the beginning of the post-World War II era. The final national rankings are just one measuring stick in which the Blue Devils are among the elite in the history of the sport.

In the Coach K era, which began in 1980-81, Duke has finished in the Associated Press top 25 a total of 29 seasons, including seven times as the No. 1 team in the nation. With consecutive AP number one finishes from 1999-2002, Duke became the first school in college basketball history to be ranked at the top of the final AP poll for four straight years.

Here is a look at some of the notes from Duke and the rankings:

- Duke has been ranked No. 1 at some point in the season in 19 of the past 30 years (AP & USA Today polls).
- **Mike Krzyzewski** has spent more weeks ranked in the top 25 (545 weeks), top 10 (479) and No. 1 (109) than any other active coach (AP poll only).
- Duke has been ranked No. 1 in 96 weeks since 1990, the most by any school in the nation. The next closest school is North Carolina at 52 weeks during the same time period.
- Duke has been No. 1 109 weeks (218 games, 190-28) in the AP poll since 1986.
- Of the 1,196 games coached at Duke by Mike Krzyzewski, 1,055 of them have come as a ranked team (88.2 percent). Duke's record as a ranked team since 1981 is 868-187 (.823).
- Under Coach K, Duke has played more games as a No. 1 team (218) than it has as an unranked team (141).
- The Blue Devils were ranked in the top 25 of the AP poll in 380 consecutive games (Nov. 20, 1996-Feb. 11, 2007).
- Duke has been ranked No. 1 in the nation 127 weeks overall, the second-highest figure in NCAA history behind only UCLA (134).
- Duke finished in the top 10 for 10 consecutive seasons from 1997-2006 - second all-time behind UCLA (13 straight years - 1967-79).
- Duke's 1991-92 team is one of only 12 schools in college basketball history to be ranked No. 1 for the entire season.
- Duke has been ranked in 358 of the last 360 AP polls (dating back to the 1996-97 season). The Blue Devils have been ranked in the top 10 for 327 weeks in that span.

**Duke and the No. 1 National Ranking**

Since the 1997-98 season, Duke has been ranked No. 1 in the Associated Press poll 72 weeks, 35 more than the next closest team (North Carolina). The Blue Devils reached the top ranking in seven consecutive seasons from 1998-2004, becoming just the second program in NCAA history to accomplish that feat. UCLA holds the record with 12 consecutive seasons being ranked No. 1 at some point (1964-75). Duke finished the season ranked No. 1 in the AP poll for four consecutive seasons (1999-2002), an unprecedented feat in college basketball history.

**No. 1 Rankings Since 1997-98**

Team	Seasons Ranked No. 1	Total Weeks Ranked No. 1
► Duke	11	72
North Carolina	6	37
Kentucky	5	31
Connecticut	5	27
Arizona	4	26
Kansas	5	21
Stanford	3	16
Illinois	1	15
Florida	4	14
Cincinnati	1	12
Indiana	1	10
Syracuse	3	10
Ohio State	2	9
UCLA	1	6
Memphis	1	5
Michigan State	2	5
Gonzaga	1	3
Pittsburgh	1	3
Wake Forest	2	3
Louisville	2	2
Alabama	1	2
Texas	1	2
St. Joseph's	1	1
Wisconsin	1	1
Tennessee	1	1
Michigan	1	1

**Most Consecutive Seasons Ranked No. 1**

Team	Consecutive Seasons	Years
UCLA	12	1964-75
► Duke	7	1998-04
Kansas	5	1994-97
► Duke	3	1992-94
North Carolina	3	1986-88
North Carolina	3	1982-84
North Carolina	3	1957-59

**Coach K at No. 1**

Duke's Mike Krzyzewski has coached in 218 games with his Blue Devils as the nation's No. 1 team (AP poll only), compiling a 190-28 (.872) record. Coach K's 218 games at No. 1 rank second all-time in NCAA history, as do his 190 victories:

Coach	No. of Games as No. 1 Team	Record (Pct.)
John Wooden	228	217-11 (.952)
► Mike Krzyzewski	218	190-28 (.872)
Dean Smith	134	113-21 (.843)
Adolph Rupp	118	100-18 (.847)

**No. 1 vs. No. 2**

Duke has been involved in six No. 1 vs. No. 2 matchups (AP poll only) in its history, posting a 3-3 record:

Date	Result (Site)
3/18/1966	[1] Kentucky 83 [2] Duke 79 (n)
3/29/1986	[1] Duke 71 [2] Kansas 67 (n)
2/3/1994	[2] North Carolina 89 [1] Duke 78 (a)
2/5/1998	[2] North Carolina 97 [1] Duke 73 (a)
3/27/1999	[1] Duke 68 [2] Michigan State 62 (n)
12/10/2006	[1] Duke 97 [2] Texas 66 (n)

**Associated Press**  
*Final Top 10*

- 1949**
- Kentucky
  - Oklahoma State
  - St. Louis
  - Illinois
  - W. Kentucky
  - Minnesota
  - Bradley
  - San Francisco
  - Tulane
  - Bowling Green

- 1950**
- Bradley
  - Ohio State
  - Kentucky
  - Holy Cross
  - N.C. State
  - Duquesne
  - UCLA
  - W. Kentucky
  - St. John's
  - LaSalle

- 1951**
- Kentucky
  - Oklahoma State
  - Columbia
  - Kansas State
  - Illinois
  - Bradley
  - Indiana
  - N.C. State
  - St. John's
  - St. Louis

- 1958**
- West Virginia
  - Cincinnati
  - Kansas State
  - San Francisco
  - Temple
  - Maryland
  - Kansas
  - Notre Dame
  - Kentucky
  - Duke ◀

- 1965**
- Michigan
  - UCLA
  - St. Joseph's
  - Providence
  - Vanderbilt
  - Davidson
  - Minnesota
  - Villanova
  - BYU
  - Duke ◀

- 1972**
- UCLA
  - North Carolina
  - Pennsylvania
  - Louisville
  - Long Beach State
  - South Carolina
  - Marquette
  - SW Louisiana
  - BYU
  - Florida State

**Final No. 1 Rankings (AP) (Since 1986)**

▶ Duke	7
Kentucky	3
North Carolina	3
Kansas	2
Ohio State	2
UNLV	2
Temple	1
Arizona	1
Oklahoma	1
Indiana	1
UCLA	1
Massachusetts	1
Stanford	1
Illinois	1
Louisville	1
Gonzaga	1
Florida	1

**Duke's Record When Ranked**

Rk	W-L	Pct.
1	214-33	.866
2	121-20	.858
3	115-23	.833
4	81-15	.844
5	78-25	.757
6	114-31	.786
7	81-23	.779
8	76-18	.809
9	53-14	.791
10	39-13	.750
11	20-9	.690
12	18-6	.750
13	28-4	.875
14	15-4	.789
15	16-5	.762
16	11-10	.523
17	16-9	.640
18	9-4	.692
19	6-7	.462
20	8-0	1.000
21	2-1	.667
22	0-0	-
23	2-0	1.000
24	0-0	-
25	0-0	-
<b>Total</b>	<b>1,122-274</b>	<b>.804</b>

**Duke's Record vs. Ranked**

Rk	W-L	Pct.
1	9-21	.300
2	16-26	.381
3	14-22	.371
4	11-19	.367
5	11-19	.367
6	16-9	.640
7	16-15	.516
8	9-17	.346
9	14-14	.500
10	10-7	.588
11	15-13	.536
12	12-5	.706
13	16-10	.615
14	19-8	.704
15	13-8	.619
16	9-6	.600
17	11-10	.524
18	11-8	.579
19	13-7	.650
20	10-10	.500
21	6-1	.857
22	7-3	.700
23	10-2	.833
24	6-2	.750
25	2-1	.667
<b>Total</b>	<b>274-261</b>	<b>.512</b>

(AP poll only)

- 1952**
- Kentucky
  - Illinois
  - Kansas State
  - Duquesne
  - St. Louis
  - Washington
  - Iowa
  - Kansas
  - West Virginia
  - St. John's

- 1959**
- Kansas State
  - Kentucky
  - Mississippi State
  - Bradley
  - Cincinnati
  - NC State
  - Michigan State
  - Auburn
  - North Carolina
  - West Virginia

- 1966**
- Kentucky
  - Duke ◀
  - Texas-El Paso
  - Kansas
  - St. Joseph's
  - Loyola, Chicago
  - Cincinnati
  - Vanderbilt
  - Michigan
  - W. Kentucky

- 1973**
- UCLA
  - NC State
  - Long Beach State
  - Providence
  - Marquette
  - Indiana
  - SW Louisiana
  - Maryland
  - Kansas State
  - Minnesota

- 1953**
- Indiana
  - Seton Hall
  - Kansas
  - Washington
  - LSU
  - LaSalle
  - St. John's
  - Oklahoma State
  - Duquesne
  - Notre Dame

- 1960**
- Cincinnati
  - California
  - Ohio State
  - Bradley
  - West Virginia
  - Utah
  - Indiana
  - Utah State
  - St. Bonaventure
  - Miami

- 1967**
- UCLA
  - Louisville
  - Kansas
  - North Carolina
  - Princeton
  - W. Kentucky
  - Houston
  - Tennessee
  - Boston College
  - Texas-El Paso

- 1974**
- NC State
  - UCLA
  - Marquette
  - Maryland
  - Notre Dame
  - Michigan
  - Kansas
  - Providence
  - Indiana
  - Long Beach State

- 1954**
- Kentucky
  - LaSalle
  - Holy Cross
  - Indiana
  - Duquesne
  - Notre Dame
  - Bradley
  - W. Kentucky
  - Penn State
  - Oklahoma State

- 1961**
- Ohio State
  - Cincinnati
  - St. Bonaventure
  - Kansas State
  - North Carolina
  - Bradley
  - USC
  - Iowa
  - West Virginia
  - Duke ◀

- 1968**
- Houston
  - UCLA
  - St. Bonaventure
  - North Carolina
  - Kentucky
  - New Mexico
  - Columbia
  - Davidson
  - Louisville
  - Duke ◀

- 1975**
- UCLA
  - Kentucky
  - Indiana
  - Louisville
  - Maryland
  - Syracuse
  - NC State
  - Arizona State
  - North Carolina
  - Alabama

- 1955**
- San Francisco
  - Kentucky
  - LaSalle
  - NC State
  - Iowa
  - Duquesne
  - Utah
  - Marquette
  - Dayton
  - Oregon State

- 1962**
- Ohio State
  - Cincinnati
  - Kentucky
  - Mississippi State
  - Bradley
  - Kansas State
  - Utah
  - Bowling Green
  - Colorado
  - Duke ◀

- 1969**
- UCLA
  - LaSalle
  - Santa Clara
  - North Carolina
  - Davidson
  - Purdue
  - Kentucky
  - St. John's
  - Duquesne
  - Villanova

- 1976**
- Indiana
  - Marquette
  - UNLV
  - Rutgers
  - UCLA
  - Alabama
  - Notre Dame
  - North Carolina
  - Michigan
  - W. Michigan

- 1956**
- San Francisco
  - NC State
  - Dayton
  - Iowa
  - Alabama
  - Louisville
  - SMU
  - UCLA
  - Kentucky
  - Illinois

- 1963**
- Cincinnati
  - Duke ◀
  - Loyola, Chicago
  - Arizona State
  - Wichita State
  - Mississippi State
  - Ohio State
  - Illinois
  - NYU
  - Colorado

- 1970**
- Kentucky
  - UCLA
  - St. Bonaventure
  - Jacksonville
  - New Mexico St.
  - South Carolina
  - Iowa
  - Marquette
  - Notre Dame
  - N.C. State

- 1977**
- Michigan
  - UCLA
  - Kentucky
  - UNLV
  - North Carolina
  - Syracuse
  - Marquette
  - San Francisco
  - Wake Forest
  - Notre Dame

- 1957**
- North Carolina
  - Kansas
  - Kentucky
  - SMU
  - Seattle
  - Louisville
  - West Virginia
  - Vanderbilt
  - Oklahoma City
  - St. Louis

- 1964**
- UCLA
  - Michigan
  - Duke ◀
  - Kentucky
  - Wichita State
  - Oregon State
  - Villanova
  - Loyola, Chicago
  - DePaul
  - Davidson

- 1971**
- UCLA
  - Marquette
  - Pennsylvania
  - Kansas
  - USC
  - South Carolina
  - W. Kentucky
  - Kentucky
  - Fordham
  - Ohio State

- 1978**
- Kentucky
  - UCLA
  - DePaul
  - Michigan State
  - Arkansas
  - Notre Dame
  - Duke ◀
  - Marquette
  - Louisville
  - Kansas

**Duke's Final Top 25 Rankings**

Year	AP	Coaches
1952	12	NR
1954	15	20
1956	17	18
1958	10	13
1960	18	15
1961	10	9
1962	10	13
1963	2	2
1964	3	4
1965	10	9
1966	2	2
1967	NR	19
1968	10	11
1978	7	9
1979	11	7
1980	14	16
1984	14	14
1985	10	12
1986	1	1
1987	17	NR
1988	5	5
1989	9	7
1990	15	14
1991	6	6
1992	1	1
1993	10	9
1994	6	2
1997	8	11
1998	3	5
1999	1	2
2000	1	4
2001	1	1
2002	1	5
2003	7	9
2004	6	2
2005	3	7
2006	1	7
2008	9	16
2009	6	11
2010	3	1
2011	3	7
2012	8	14
2013	6	5
2014	8	16
2015	4	1

**TRADITION**

**1979**

1. Indiana State
2. UCLA
3. Michigan State
4. Notre Dame
5. Arkansas
6. DePaul
7. LSU
8. Syracuse
9. North Carolina
10. Marquette

**1980**

1. DePaul
2. LSU
3. Kentucky
4. Louisville
5. Oregon State
6. Syracuse
7. Indiana
8. Maryland
9. Ohio State
10. Georgetown

**1981**

1. DePaul
2. Oregon State
3. Virginia
4. LSU
5. Arizona State
6. North Carolina
7. Indiana
8. Kentucky
9. Notre Dame
10. Utah

**1982**

1. North Carolina
2. DePaul
3. Virginia
4. Oregon State
5. Missouri
6. Minnesota
7. Georgetown
8. Idaho
9. Memphis State
10. Fresno State

**1983**

1. Houston
2. Louisville
3. St. John's
4. Virginia
5. Indiana
6. UNLV
7. UCLA
8. North Carolina
9. Arkansas
10. Missouri

**1984**

1. North Carolina
2. Georgetown
3. Kentucky
4. DePaul
5. Houston
6. Illinois
7. Oklahoma
8. Arkansas
9. Texas-El Paso
10. Purdue

**1985**

1. Georgetown
2. Michigan
3. St. John's
4. Oklahoma
5. Memphis State
6. Georgia Tech
7. North Carolina
8. Louisiana Tech
9. UNLV
10. Duke

**1986**

1. Duke
2. Kansas
3. Kentucky
4. St. John's
5. Michigan
6. Georgia Tech
7. Louisville
8. North Carolina
9. Syracuse
10. Notre Dame

**1987**

1. UNLV
2. North Carolina
3. Indiana
4. Georgetown
5. DePaul
6. Iowa
7. Purdue
8. Temple
9. Alabama
10. Syracuse

**1988**

1. Temple
2. Arizona
3. Purdue
4. Oklahoma
5. Duke
6. Kentucky
7. North Carolina
8. Pittsburgh
9. Syracuse
10. Michigan

**1989**

1. Arizona
2. Georgetown
3. Illinois
4. Oklahoma
5. North Carolina
6. Missouri
7. Syracuse
8. Indiana
9. Duke
10. Michigan

**1990**

1. Oklahoma
2. UNLV
3. Connecticut
4. Michigan State
5. Kansas
6. Syracuse
7. Arkansas
8. Georgetown
9. Georgia Tech
10. Purdue

**1991**

1. UNLV
2. Arkansas
3. Indiana
4. North Carolina
5. Ohio State
6. Duke
7. Syracuse
8. Arizona
9. Kentucky
10. Utah

**1992**

1. Duke
2. Kansas
3. Ohio State
4. UCLA
5. Indiana
6. Kentucky
7. UNLV
8. USC
9. Arkansas
10. Arizona

**1993**

1. Indiana
2. Kentucky
3. Michigan
4. North Carolina
5. Arizona
6. Seton Hall
7. Cincinnati
8. Vanderbilt
9. Kansas
10. Duke

**1994**

1. North Carolina
2. Arkansas
3. Purdue
4. Connecticut
5. Missouri
6. Duke
7. Kentucky
8. Massachusetts
9. Arizona
10. Louisville

**1995**

1. UCLA
2. Kentucky
3. Wake Forest
4. North Carolina
5. Kansas
6. Arkansas
7. Massachusetts
8. Connecticut
9. Villanova
10. Maryland

**1996**

1. Massachusetts
2. Kentucky
3. Connecticut
4. Georgetown
5. Kansas
6. Purdue
7. Cincinnati
8. Texas Tech
9. Wake Forest
10. Villanova

**1997**

1. Kansas
2. Utah
3. Minnesota
4. North Carolina
5. Kentucky
6. South Carolina
7. UCLA
8. Duke
9. Wake Forest
10. Cincinnati

**1998**

1. North Carolina
2. Kansas
3. Duke
4. Arizona
5. Kentucky
6. Connecticut
7. Utah
8. Princeton
9. Cincinnati
10. Stanford

**1999**

1. Duke
2. Michigan State
3. Connecticut
4. Auburn
5. Maryland
6. Utah
7. Stanford
8. Kentucky
9. St. John's
10. Miami

**2000**

1. Duke
2. Michigan State
3. Stanford
4. Arizona
5. Temple
6. Iowa State
7. Cincinnati
8. Ohio State
9. St. John's
10. LSU

**2001**

1. Duke
2. Stanford
3. Michigan State
4. Illinois
5. Arizona
6. North Carolina
7. Boston College
8. Florida
9. Kentucky
10. Iowa State

**2002**

1. Duke
2. Kansas
3. Oklahoma
4. Maryland
5. Cincinnati
6. Gonzaga
7. Arizona
8. Alabama
9. Pittsburgh
10. Connecticut

**2003**

1. Kentucky
2. Arizona
3. Oklahoma
4. Pittsburgh
5. Texas
6. Kansas
7. Duke
8. Wake Forest
9. Marquette
10. Florida

**2004**

1. Stanford
2. Kentucky
3. Gonzaga
4. Oklahoma State
5. St. Joseph's
6. Duke
7. Connecticut
8. Mississippi State
9. Pittsburgh
10. Wisconsin

**2005**

1. Illinois
2. North Carolina
3. Duke
4. Louisville
5. Wake Forest
6. Oklahoma State
7. Kentucky
8. Washington
9. Arizona
10. Gonzaga

**2006**

1. Duke
2. Connecticut
3. Villanova
4. Memphis
5. Gonzaga
6. Ohio State
7. Boston College
8. UCLA
9. Texas
10. North Carolina

**2007**

1. Ohio State
2. Kansas
3. Florida
4. North Carolina
5. Memphis
6. Wisconsin
7. UCLA
8. Georgetown
9. Texas A&M
10. Oregon

**2008**

1. North Carolina
2. Memphis
3. UCLA
4. Kansas
5. Tennessee
6. Wisconsin
7. Texas
8. Georgetown
9. Duke
10. Stanford

**2009**

1. Louisville
2. North Carolina
3. Memphis
4. Pittsburgh
5. Connecticut
6. Duke
7. Oklahoma
8. Michigan State
9. Missouri
10. Gonzaga

**2010**

1. Kansas
2. Kentucky
3. Duke
4. Syracuse
5. Ohio State
6. West Virginia
7. Kansas State
8. New Mexico
9. Villanova
10. Purdue

**2011**

1. Ohio State
2. Kansas
3. Duke
4. Pittsburgh
5. Notre Dame
6. San Diego State
7. North Carolina
8. Texas
9. Connecticut
10. BYU

**2012**

1. Kentucky
2. Syracuse
3. Missouri
4. North Carolina
5. Michigan State
6. Kansas
7. Ohio State
8. Duke
9. Baylor
10. Florida State

**2013**

1. Gonzaga
2. Louisville
3. Kansas
4. Indiana
5. Miami [Fl.]
6. Duke
7. Ohio State
8. Georgetown
9. Michigan State
10. New Mexico

**ACC Schools at No. 1 (AP)**

► Duke	127
North Carolina	108
NC State	13
Virginia	12
Syracuse	3
Wake Forest	3
Georgia Tech	1
Boston College	0
Clemson	0
Florida State	0
Louisville	0
Miami	0
Notre Dame	0
Pittsburgh	0
Virginia Tech	0

*Rankings include only those since joining the ACC*

**AP No. 1 Rankings (Since 1989-90)**

► Duke	96
North Carolina	52
Kansas	46
Kentucky	36
Connecticut	29
Arizona	26
UNLV	18
Stanford	16
Illinois	15
Cincinnati	15

**AP Top 10 Ranking Streak**

• Duke has registered four of the 10 longest top 10 ranking streaks in NCAA history.

Team	Weeks	Span
Duke	122	11/26/07 - 1/6/14
Duke	75	12/26/61 - 12/6/66
Duke	69	1/22/91 - 12/26/94
Maryland	68	11/25/72 - 3/2/76
Duke	67	12/20/99 - 3/3/03

Team	Weeks	Span
UCLA	155	11/15/66 - 1/20/76
Duke	122	11/26/07 - 1/6/14
Kentucky	91	3/14/94 - 2/15/99
Kansas	76	11/21/94 - 12/7/98
Duke	75	12/26/61 - 12/6/66
Duke	69	1/22/91 - 12/26/94
Maryland	68	11/25/72 - 3/2/76
Duke	67	12/20/99 - 3/3/03
Marquette	66	2/17/70 - 2/26/74
North Carolina	62	3/6/06 - 11/16/09
North Carolina	62	2/26/85 - 1/10/89

**2014**

1. Florida
2. Wichita State
3. Virginia
4. Arizona
5. Louisville
6. Villanova
7. Michigan
8. Duke
9. Iowa State
10. Kansas

**2015**

1. Kentucky
2. Villanova
3. Wisconsin
4. Duke
5. Arizona
6. Virginia
7. Gonzaga
8. Notre Dame
9. Iowa State
10. Kansas

TRADITION



UPI Polls

Final Top 10 (Coaches 1951-92)

1951

- 1. Kentucky
2. Oklahoma State
3. Kansas State
4. Illinois
5. Columbia
6. Bradley
7. NC State
8. Indiana
9. St. John's
10. BYU

1952

- 1. Kentucky
2. Illinois
3. Kansas
4. Duquesne
5. Washington
6. Kansas State
7. St. Louis
8. Iowa
9. St. John's
10. Wyoming

1953

- 1. Indiana
2. Washington
3. LaSalle
4. Seton Hall
5. Kansas
6. LSU
7. Oklahoma State
8. N.C. State
9. Kansas State
10. Illinois

1954

- 1. Indiana
2. Kentucky
3. Duquesne
4. Oklahoma State
5. Notre Dame
6. W. Kentucky
7. Kansas
8. LSU
9. Holy Cross
10. Iowa

1955

- 1. San Francisco
2. Kentucky
3. LaSalle
4. Utah
5. Iowa
6. NC State
7. Duquesne
8. Oregon State
9. Marquette
10. Dayton

1956

- 1. San Francisco
2. NC State
3. Dayton
4. Iowa
5. Alabama
6. SMU
7. Louisville
8. Illinois
9. UCLA
10. Vanderbilt

- 1957
1. North Carolina
2. Kansas
3. Kentucky
4. SMU
5. Seattle
6. California
7. Michigan State
8. Louisville
9. UCLA
10. St. Louis

- 1958
1. West Virginia
2. Cincinnati
3. San Francisco
4. Kansas State
5. Temple
6. Maryland
7. Notre Dame
8. Kansas
9. Dayton
10. Indiana

- 1959
1. Kansas State
2. Kentucky
3. Michigan State
4. Cincinnati
5. NC State
6. North Carolina
7. Mississippi State
8. Bradley
9. California
10. Auburn

- 1960
1. California
2. Cincinnati
3. Ohio State
4. Bradley
5. Utah
6. West Virginia
7. Utah State
8. Georgia Tech
9. Villanova
10. Indiana

- 1961
1. Ohio State
2. Cincinnati
3. St. Bonaventure
4. Kansas State
5. USC
6. North Carolina
7. Bradley
8. St. John's
9. Duke
10. Wake Forest

- 1962
1. Ohio State
2. Cincinnati
3. Kentucky
4. Mississippi State
5. Kansas State
6. Bradley
7. Wake Forest
8. Colorado
9. Bowling Green
10. Utah

- 1963
1. Cincinnati
2. Duke
3. Arizona State
4. Loyola, Chicago
5. Illinois
6. Wichita State
7. Mississippi State
8. Ohio State
9. Colorado
10. Stanford

- 1964
1. UCLA
2. Michigan
3. Kentucky
4. Duke
5. Oregon State
6. Wichita State
7. Villanova
8. Loyola, Chicago
9. Texas-El Paso
10. Davidson

- 1965
1. Michigan
2. UCLA
3. St. Joseph's
4. Providence
5. Vanderbilt
6. BYU
7. Davidson
8. Minnesota
9. Duke
10. San Francisco

- 1966
1. Kentucky
2. Duke
3. Texas-El Paso
4. Kansas
5. Loyola, Chicago
6. St. Joseph's
7. Michigan
8. Vanderbilt
9. Cincinnati
10. Providence

- 1967
1. UCLA
2. Louisville
3. North Carolina
4. Kansas
5. Princeton
6. Houston
7. W. Kentucky
8. Texas-El Paso
9. Tennessee
10. Boston College

- 1968
1. Houston
2. UCLA
3. St. Bonaventure
4. North Carolina
5. Kentucky
6. Columbia
7. New Mexico
8. Louisville
9. Davidson
10. Marquette

- 1969
1. UCLA
2. North Carolina
3. Davidson
4. Santa Clara
5. Kentucky
6. LaSalle
7. Purdue
8. St. John's
9. New Mexico St.
10. Duquesne

- 1970
1. Kentucky
2. UCLA
3. St. Bonaventure
4. New Mexico St.
5. Jacksonville
6. South Carolina
7. Iowa
8. Notre Dame
9. Drake
10. Marquette

- 1971
1. UCLA
2. Marquette
3. Pennsylvania
4. Kansas
5. USC
6. South Carolina
7. W. Kentucky
8. Kentucky
9. Fordham
10. Ohio State

- 1972
1. UCLA
2. North Carolina
3. Pennsylvania
4. Louisville
5. South Carolina
6. Long Beach State
7. Marquette
8. SW Louisiana
9. BYU
10. Florida State

- 1973
1. UCLA
2. NC State
3. Long Beach State
4. Marquette
5. Providence
6. Indiana
7. Kansas State
8. SW Louisiana
9. Minnesota
10. Maryland

- 1974
1. NC State
2. UCLA
3. Notre Dame
4. Maryland
5. Marquette
6. Providence
7. Vanderbilt
8. North Carolina
9. Indiana
10. Kansas

- 1975
1. Indiana
2. UCLA
3. Louisville
4. Kentucky
5. Maryland
6. Marquette
7. Arizona State
8. Alabama
9. N.C. State
10. North Carolina

- 1976
1. Indiana
2. Marquette
3. Rutgers
4. UNLV
5. UCLA
6. North Carolina
7. Alabama
8. Notre Dame
9. Michigan
10. Washington

- 1977
1. Michigan
2. San Francisco
3. North Carolina
4. UCLA
5. Kentucky
6. UNLV
7. Arkansas
8. Tennessee
9. Syracuse
10. Utah

- 1978
1. Kentucky
2. UCLA
3. Marquette
4. New Mexico
5. Michigan State
6. Arkansas
7. DePaul
8. Kansas
9. Duke
10. North Carolina

- 1979
1. Indiana State
2. UCLA
3. North Carolina
4. Michigan State
5. Notre Dame
6. Arkansas
7. Duke
8. DePaul
9. LSU
10. Syracuse

- 1980
1. DePaul
2. LSU
3. Kentucky
4. Louisville
5. Oregon State
6. Syracuse
7. Indiana
8. Maryland
9. Ohio State
10. Georgetown

- 1981
1. DePaul
2. Oregon State
3. Virginia
4. LSU
5. Arizona State
6. North Carolina
7. Indiana
8. Kentucky
9. Notre Dame
10. Utah

- 1982
1. North Carolina
2. DePaul
3. Virginia
4. Oregon State
5. Missouri
6. Minnesota
7. Georgetown
8. Idaho
9. Memphis State
10. Fresno State

- 1983
1. Houston
2. Louisville
3. St. John's
4. Virginia
5. Indiana
6. UNLV
7. UCLA
8. North Carolina
9. Arkansas
10. Kentucky

- 1984
1. North Carolina
2. Georgetown
3. Kentucky
4. DePaul
5. Houston
6. Illinois
7. Arkansas
8. Oklahoma
9. Texas-El Paso
10. Maryland

- 1985
1. Georgetown
2. Michigan
3. St. John's
4. Memphis State
5. Oklahoma
6. Georgia Tech
7. North Carolina
8. Louisiana Tech
9. UNLV
10. Illinois

- 1986
1. Duke
2. Kansas
3. St. John's
4. Kentucky
5. Michigan
6. Georgia Tech
7. Louisville
8. North Carolina
9. Syracuse
10. UNLV

- 1987
1. UNLV
2. Indiana
3. North Carolina
4. Georgetown
5. DePaul
6. Purdue
7. Iowa
8. Temple
9. Alabama
10. Syracuse

- 1988
1. Temple
2. Arizona
3. Purdue
4. Oklahoma
5. Duke
6. Kentucky
7. Pittsburgh
8. North Carolina
9. Syracuse
10. Michigan

- 1989
1. Arizona
2. Georgetown
3. Illinois
4. North Carolina
5. Oklahoma
6. Indiana
7. Duke
8. Missouri
9. Syracuse
10. Michigan

- 1990
1. Oklahoma
2. UNLV
3. Connecticut
4. Michigan State
5. Kansas
6. Syracuse
7. Georgia Tech
8. Arkansas
9. Georgetown
10. Purdue

- 1991
1. UNLV
2. Arkansas
3. Indiana
4. North Carolina
5. Ohio State
6. Duke
7. Arizona
8. Syracuse
9. Nebraska
10. Utah

- 1992
1. Duke
2. Kansas
3. Ohio State
4. Indiana
5. UCLA
6. USC
7. Arizona
8. Arkansas
9. Kentucky
10. Oklahoma State

- 1993
1. Indiana
2. North Carolina
3. Michigan
4. Kentucky
5. Arizona
6. Seton Hall
7. Cincinnati
8. Vanderbilt
9. Kansas
10. Duke

USA Today Poll Final Top 10 (1983-92)

- 1983
1. Houston
2. Louisville
3. St. John's
4. Indiana
5. Virginia
6. North Carolina
7. UNLV
8. UCLA
9. Boston College
10. Villanova

- 1985
1. Georgetown
2. Michigan
3. St. John's
4. Oklahoma
5. Memphis State
6. Georgia Tech
7. Louisiana Tech
8. North Carolina
9. UNLV
10. Duke

- 1986
1. Duke
2. Kansas
3. Kentucky
4. St. John's
5. Georgia Tech
6. Michigan
7. North Carolina
8. Louisville
9. Syracuse
10. Notre Dame

- 1987
1. UNLV
2. Indiana
3. North Carolina
4. Georgetown
5. Iowa
6. DePaul
7. Alabama
8. Purdue
9. Temple
10. Syracuse

- 1988
1. Temple
2. Arizona
3. Oklahoma
4. Purdue
5. Kentucky
6. Duke
7. North Carolina
8. Pittsburgh
9. Syracuse
10. Michigan

- 1989
1. Arizona
2. Georgetown
3. Illinois
4. North Carolina
5. Indiana
6. Oklahoma
7. Syracuse
8. Duke
9. Missouri
10. Michigan

- 1990
1. Oklahoma
2. UNLV
3. Connecticut
4. Michigan State
5. Kansas
6. Syracuse
7. Arkansas
8. Georgia Tech
9. Georgetown
10. Missouri

- 1991
1. Duke
2. UNLV
3. Kansas
4. North Carolina
5. Arkansas
6. Seton Hall
7. St. John's
8. Ohio State
9. Indiana
10. Arizona

- 1992
1. Duke
2. Kansas
3. Ohio State
4. Indiana
5. UCLA
6. USC
7. Arizona
8. Arkansas
9. Kentucky
10. Oklahoma State

USA Today/CNN Polls Final Top 10 (Coaches 1993-98)

- 1993
1. North Carolina
2. Michigan
3. Kentucky
4. Kansas
5. Indiana
6. Cincinnati
7. Florida State
8. Vanderbilt
9. Duke
10. Arkansas

- 1994**
1. Arkansas
  2. **Duke** ◀
  3. Arizona
  4. Florida
  5. Purdue
  6. Missouri
  7. Connecticut
  8. Michigan
  9. North Carolina
  10. Louisville

- 1995**
1. UCLA
  2. Arkansas
  3. North Carolina
  4. Oklahoma State
  5. Kentucky
  6. Connecticut
  7. Massachusetts
  8. Virginia
  9. Wake Forest
  10. Kansas

- 1996**
1. Kentucky
  2. Massachusetts
  3. Syracuse
  4. Mississippi State
  5. Kansas
  6. Cincinnati
  7. Georgetown
  8. Connecticut
  9. Wake Forest
  10. Texas Tech

- 1997**
1. Arizona
  2. Kentucky
  3. Minnesota
  4. North Carolina
  5. Kansas
  6. Utah
  7. UCLA
  8. Clemson
  9. Wake Forest
  10. Louisville

- 1998**
1. Kentucky
  2. Utah
  3. North Carolina
  4. Stanford
  5. **Duke** ◀
  6. Arizona
  7. Connecticut
  8. Kansas
  9. Purdue
  10. Michigan State

**USA Today/  
ESPN Polls**

*Final Top 10  
(Coaches 1999-p)*

- 1999**
1. Connecticut
  2. **Duke** ◀
  3. Michigan State
  4. Ohio State
  5. Kentucky
  6. St. John's
  7. Auburn
  8. Maryland
  9. Stanford
  10. Utah

- 2000**
1. Michigan State
  2. Florida
  3. Iowa State
  4. **Duke** ◀
  5. Stanford
  6. Oklahoma State
  7. Cincinnati
  8. Arizona
  9. Tulsa
  10. Temple

- 2001**
1. **Duke** ◀
  2. Arizona
  3. Michigan State
  4. Maryland
  5. Stanford
  6. Illinois
  7. Kansas
  8. Kentucky
  9. Mississippi
  10. North Carolina

- 2002**
1. Maryland
  2. Kansas
  3. Indiana
  4. Oklahoma
  5. **Duke** ◀
  6. Oregon
  7. Connecticut
  8. Cincinnati
  9. Pittsburgh
  10. Arizona

- 2003**
1. Syracuse
  2. Kansas
  3. Texas
  4. Kentucky
  5. Arizona
  6. Marquette
  7. Oklahoma
  8. Pittsburgh
  9. **Duke** ◀
  10. Maryland

- 2004**
1. Connecticut
  2. **Duke** ◀
  3. Georgia Tech
  4. Oklahoma State
  5. St. Joseph's
  6. Stanford
  7. Pittsburgh
  8. Kentucky
  9. Kansas
  10. Texas

- 2005**
1. North Carolina
  2. Illinois
  3. Louisville
  4. Michigan State
  5. Kentucky
  6. Arizona
  7. **Duke** ◀
  8. Oklahoma State
  9. Washington
  10. Wisconsin

- 2006**
1. Florida
  2. UCLA
  3. LSU
  4. Connecticut
  5. Villanova
  6. Memphis
  7. **Duke** ◀
  8. George Mason
  9. Texas
  10. Gonzaga

- 2007**
1. Florida
  2. Ohio State
  3. UCLA
  4. Georgetown
  5. Kansas
  6. North Carolina
  7. Memphis
  8. Oregon
  9. Texas A&M
  10. Pittsburgh

- 2008**
1. Kansas
  2. Memphis
  3. North Carolina
  4. UCLA
  5. Texas
  6. Louisville
  7. Tennessee
  8. Xavier
  9. Davidson
  10. Wisconsin

- 2009**
1. North Carolina
  2. Michigan State
  3. Connecticut
  4. Villanova
  5. Louisville
  6. Pittsburgh
  7. Oklahoma
  8. Missouri
  9. Memphis
  10. Kansas

- 2010**
1. **Duke** ◀
  2. Butler
  3. West Virginia
  4. Michigan State
  5. Kentucky
  6. Kansas
  7. Kansas State
  8. Syracuse
  9. Tennessee
  10. Baylor

- 2011**
1. Connecticut
  2. Butler
  3. Kentucky
  4. Kansas
  5. Ohio State
  6. VCU
  7. **Duke** ◀
  8. North Carolina
  9. Arizona
  10. Florida

- 2012**
1. Kentucky
  2. Kansas
  3. Ohio State
  4. Louisville
  5. Syracuse
  6. North Carolina
  7. Michigan State
  8. Baylor
  9. Florida
  10. Marquette

- 2013**
1. Louisville
  2. Michigan
  3. Syracuse
  4. Wichita State
  5. **Duke** ◀
  6. Ohio State
  7. Indiana
  8. Kansas
  9. Florida
  10. Miami [Fla.]

- 2014**
1. Connecticut
  2. Kentucky
  3. Florida
  4. Wisconsin
  5. Arizona
  6. Michigan
  7. Wichita State
  8. Michigan State
  9. Louisville
  10. Virginia

- 2015**
1. **Duke** ◀
  2. Wisconsin
  3. Kentucky
  4. Arizona
  5. Notre Dame
  6. Gonzaga
  7. Michigan State
  8. Virginia
  9. Villanova
  10. Louisville

**Regular Season Poll Titles**

School	AP	Coaches	Total Titles	First	Last
Kentucky	10	7	17	1949	2015
▶ Duke	7	9	16	1986	2015
UCLA	8	7	15	1964	1995
North Carolina	6	5	11	1957	2009
Indiana	3	5	8	1953	1993
Ohio State	4	2	6	1961	2011
DePaul	2	2	4	1980	1981
Houston	2	2	4	1968	1983
Michigan	2	2	4	1965	1977
San Francisco	2	2	4	1955	1956
UNLV	2	2	4	1987	1991
Kansas	2	2	4	1997	2010
Connecticut	1	3	4	1999	2014
Florida	1	2	3	2006	2014
Cincinnati	2	1	3	1960	1963
Arizona	1	1	2	1989	1989
Georgetown	1	1	2	1985	1985
Illinois	1	1	2	2005	2005
Indiana State	1	1	2	1979	1979
Kansas State	1	1	2	1959	1959
Massachusetts	1	1	2	1996	1996
NC State	1	1	2	1974	1974
Oklahoma	1	1	2	1990	1990
Stanford	1	1	2	2004	2004
Temple	1	1	2	1988	1988
West Virginia	1	1	2	1958	1958
Louisville	1	1	2	2009	2013
Arkansas	0	1	1	1994	1994
Bradley	1	0	1	1950	1950
Gonzaga	1	0	1	2013	2013
California	0	1	1	1960	1960

**Note:** Duke is the only team to finish the regular season at No. 1 in the rankings four straight seasons. Each year from 1998-99 through 2001-02, the Blue Devils topped both the AP and coaches' polls at the end of the regular season.

**Retired Jerseys**

Duke has set aside a day to recognize one of its own on 13 occasions. Thirteen banners hang from the rafters of Cameron Indoor Stadium, honoring each of those events. It's officially known as Retirement Day.

There is no higher honor than having your basketball number and jersey retired. The names, listed in alphabetical order, reverberate in prestige – Shane Battier, Johnny Dawkins, Danny Ferry, Mike Gminski, Dick Groat, Art Heyman, Grant Hill, Bobby Hurley, Christian Laettner, Jeff Mullins, J.J. Redick, Jason Williams and Shelden Williams.

Though there are no 'official' criteria to have a jersey retired at Duke, a player must achieve at a national level – earn National Player of the Year or National Defensive Player of the Year honors, set an NCAA record, win a gold medal representing his country in the Olympics or earn All-America recognition. What distinguishes Duke's retired jersey players from many other schools is the main criteria. No jersey will be retired at Duke unless the player has earned his degree.

Groat was the first Blue Devil to be so honored when his No. 10 was officially retired on May 1, 1952. It would not be until February 20, 1980, that the next jersey would be retired at Duke – Gminski's No. 43. In the early 1990s, Heyman's No. 25 and Mullins' No. 44 were retired nearly three decades after their Duke playing days.

After Mike Krzyzewski's arrival in 1980 and Duke's dominant run that began in the middle of that decade, nine players had their jerseys retired, starting with Dawkins in 1986 and ending with J.J. Redick and Shelden Williams in 2007.

**Retirement Day**

10 - Dick Groat	May 1, 1952
25 - Art Heyman	March 4, 1990
44 - Jeff Mullins	December 6, 1994
43 - Mike Gminski	February 20, 1980
24 - Johnny Dawkins	February 22, 1986
35 - Danny Ferry	February 18, 1989
32 - Christian Laettner	February 26, 1992
11 - Bobby Hurley	February 28, 1993
33 - Grant Hill	February 27, 1994
31 - Shane Battier	February 21, 2001
22 - Jason Williams	February 5, 2003
23 - Shelden Williams	January 28, 2007
4 - J.J. Redick	February 4, 2007

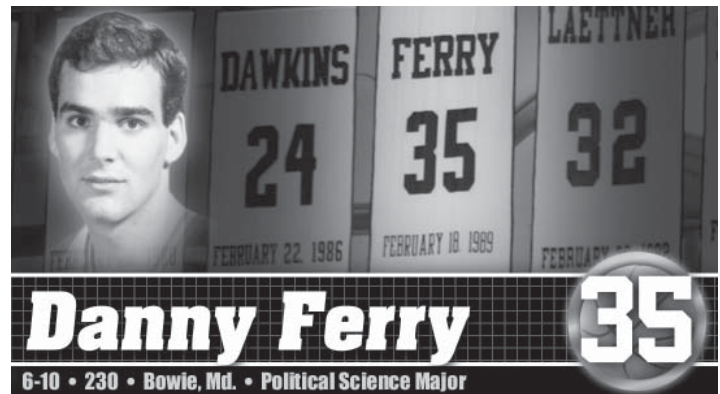
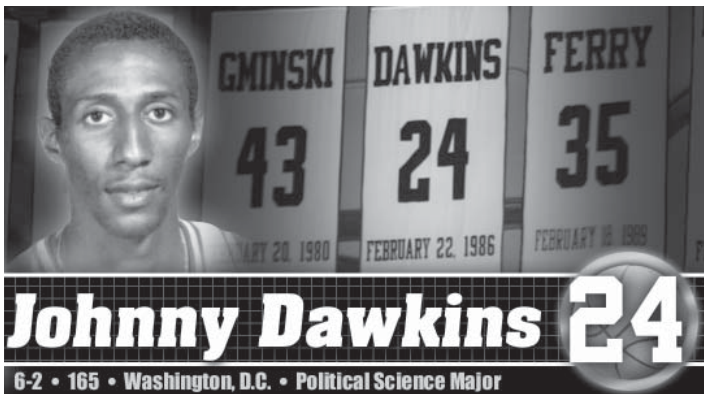


Shane Battier began his career at Duke with a solid freshman season as an ACC All-Freshman Team selection, averaging 7.6 points and 6.4 rebounds per game in 1997-98. By his sophomore year, Battier was proving to be an outstanding defensive player, earning his first of an eventual three NABC National Defensive Player of the Year awards. Battier helped lead the 1999 Blue Devils to the NCAA Championship game and a 37-2 record, making them the number one team in the final AP poll. The honors kept mounting in Battier's junior year. In addition to the NABC Co-Defensive Player of the Year award, he earned second team All-America, first team All-ACC, first team All-ACC Tournament and first team Academic All-America honors. He led Duke in scoring (17.4 ppg), blocked shots (70) and three-point percentage (.444). Battier's outstanding career at Duke was capped with a national championship in 2001 along with the ACC regular season and tournament titles. As a senior in 2000-01, Battier averaged 19.9 points, 7.3 rebounds, 2.3 blocks, 2.1 steals and 1.8 assists. He was named the 2001 consensus National Player of the Year, NABC National Defensive Player of the Year, first team All-America, Verizon Academic All-America, Final Four Most Outstanding Player, ACC Co-Player of the Year, ACC Tournament Most Valuable Player, first team All-ACC and ACC All-Defensive Team. Battier was the sixth pick in the 2001 NBA Draft and was named to the 2002 NBA All-Rookie Team. He was a two-time NBA All-Defensive Team selection (second team) and the winner of the Twyman-Stokes Teammate of the Year award in 2014.

**Battier's Career Statistics**

Year	G	FG-FGA	Pct	FT-FTA	Pct	Reb-Avg	Pts-Avg
1997-98	36	96-178	.539	79-108	.731	230-6.4	275-7.6
1998-99	37	114-209	.545	71-98	.724	180-4.9	338-9.1
1999-00	34	190-383	.496	134-164	.817	192-5.6	593-17.4
2000-01	39	251-533	.471	152-191	.796	285-7.3	778-19.9
<b>Totals</b>	<b>146</b>	<b>651-1303</b>	<b>.500</b>	<b>436-561</b>	<b>.777</b>	<b>887-6.1</b>	<b>1984-13.6</b>





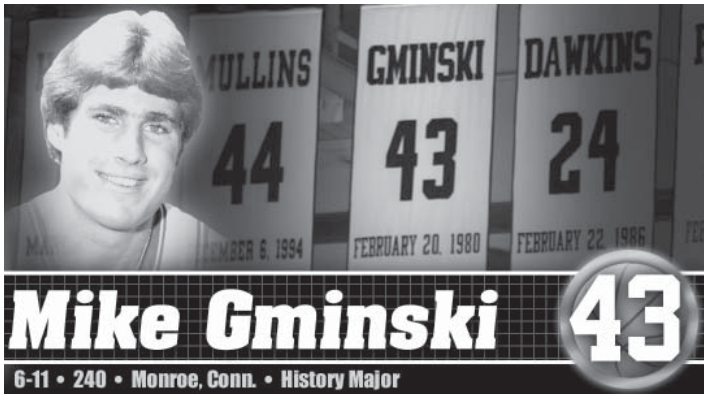
Johnny Dawkins was part of the freshman class that would be the beginning of modern Duke basketball. Dawkins was a Freshman All-America and second team All-ACC selection in 1983, scoring in double figures in 27 of 28 games. As a sophomore, Dawkins averaged 19.4 points per game and was selected to the second team All-ACC and first team All-ACC Tournament. Dawkins earned first team All-America and first team All-ACC honors as a junior, averaging 18.8 points per game and was the team MVP for the third year in a row. As a senior in 1985-86, Dawkins led the team to a 37-3 record and the NCAA Championship game as well as the Big Apple NIT title, ACC regular season title, and ACC Tournament title. He was named the National Player of the Year, East Regional MVP, All-Final Four, first team All-America, first team All-ACC and ACC Tournament MVP. He led Duke in scoring for four consecutive years. Duke's second all-time leading scorer, Dawkins amassed 2,556 points in his career as a Blue Devil. He is Duke's all-time leader in field goals made and field goals attempted. He was the 10<sup>th</sup> pick overall in the 1986 NBA Draft and played in the NBA from 1986-95. He was on the Duke coaching staff for 11 years and is currently the head coach at Stanford University.

As a freshman in 1985-86, Danny Ferry was an integral part of the record-setting Blue Devil team that was 37-3 and made it to the National Championship game as well as winning the ACC Championship. By Ferry's sophomore season, he led Duke in scoring, rebounds and assists, earning him second team All-ACC honors. As a junior, Ferry averaged 19.1 points per game and led the team in scoring, rebounding, minutes, free throw percentage and blocked shots. During his junior season, he was first team All-America, a National Player of the Year finalist, ACC Player of the Year, winner of the McKeelin Award for the ACC's top athlete, MVP of the ACC Tournament and the NCAA East Regional and was first team All-ACC. In Ferry's senior year, he helped his team advance to the Final Four and led the ACC with a 22.6 scoring average. Among the numerous accolades he earned his senior year were: National Player of the Year, first team All-America, ACC Player of the Year, winner of the McKeelin Award, MVP of the East Regional and USA Today Collegiate Achiever of the Year. He was the first player in ACC history to compile 2,000 points, 1,000 rebounds and 500 assists. Ferry was the number two pick in the 1989 NBA Draft and he played in the NBA from 1990-2003, winning the NBA championship in 2003 with the San Antonio Spurs.

TRADITION

Dawkins' Career Statistics							
Year	G	FG-FGA	Pct	FT-FTA	Pct	Reb-Avg	Pts-Avg
1982-83	28	207-414	.500	73-107	.682	115-4.1	506-18.1
1983-84	34	263-547	.481	133-160	.831	138-4.1	659-19.4
1984-85	31	225-455	.495	132-166	.795	141-4.5	582-18.8
1985-86	40	331-603	.549	147-181	.812	142-3.6	809-20.2
<b>Totals</b>	<b>133</b>	<b>1026-2019</b>	<b>.508</b>	<b>485-614</b>	<b>.789</b>	<b>536-4.0</b>	<b>2556-19.2</b>

Ferry's Career Statistics							
Year	G	FG-FGA	Pct	FT-FTA	Pct	Reb-Avg	Pts-Avg
1985-86	40	91-198	.460	54-86	.628	221-5.5	236-5.9
1986-87	33	172-383	.449	92-109	.844	256-7.8	461-14.0
1987-88	35	247-519	.476	135-163	.828	266-7.6	667-19.1
1988-89	35	300-575	.522	146-193	.756	260-7.4	791-22.6
<b>Totals</b>	<b>143</b>	<b>810-1675</b>	<b>.484</b>	<b>427-551</b>	<b>.775</b>	<b>1003-7.0</b>	<b>2155-15.1</b>



Mike Gminski got off to a huge start as a freshman Blue Devil, averaging 15.3 points and 10.7 rebounds per game and subsequently being named ACC Co-Rookie of the Year in 1977. His sophomore year, Gminski led Duke to the ACC Championship and the NCAA Championship game. Gminski averaged 20.0 points and 10.0 rebounds per game on his way to earning first team All-ACC, All-NCAA Final Four, All-East Regional and CoSIDA Academic All-America. In Gminski's junior season, he was named ACC Player of the Year, first team CoSIDA Academic All-America and team Co-MVP along with Jim Spanarkel. Gminski averaged 18.8 points per game and 9.2 rebounds as the Blue Devils claimed a first-place tie in the ACC. In Gminski's senior year, he was a first team All-America selection and averaged 21.3 points and 10.9 rebounds per game. For the third time, Gminski was All-ACC and was named to the All-ACC Tournament first team. His senior year of 1979-80, Gminski was also named to the CoSIDA Academic All-America team for the third time and was the Big Four Tournament MVP. He finished his career at Duke with 2,323 points, 1,242 rebounds and 345 blocked shots. He ranks second on Duke's all-time rebounds and blocked shots list and is fifth on Duke's career scoring chart. In 2006, he was named to the CoSIDA Academic All-America Hall of Fame. Gminski was the number seven pick in the 1980 NBA Draft and played 14 years in the NBA with New Jersey, Philadelphia, Charlotte and Milwaukee.



As a sophomore in 1949-50, Dick Groat was second team All-Southern Conference, averaging 14.5 points per game. By his junior season of 1950-51, Groat was named the Most Valuable Player of the Southern Conference Tournament and won the McKevlin Award for the Southern Conference Athlete of the Year. He made several All-America squads and was an all-state selection as well. In his junior year, Groat scored a national record of 831 points. He also set the national free throws made record with 261. Groat's senior year of 1951-52 was marked by even more prestigious honors as he was named the National Player of the Year and once again the recipient of the McKevlin Award. Additionally, Groat was a first team All-America selection on the baseball diamond and he led the Blue Devils to their first College World Series appearance. After graduating from Duke, Groat was a first-round draft pick in the 1952 NBA Draft. A two-time All-America, All-Big South and All-Big Four selection in baseball, Groat went on to play 14 years in Major League Baseball. He was a three-time All-Star with the Pittsburgh Pirates and the St. Louis Cardinals and was named the National League MVP in 1960 with a league-leading .325 batting average as the Pirates won the World Series. He also won a second world title with the Cardinals in 1964. Groat became the first Blue Devil to have his jersey retired on May 1, 1952.


TRADITION

**Gminski's Career Statistics**

Year	G	FG-FGA	Pct	FT-FTA	Pct	Reb-Avg	Pts-Avg
1976-77	27	175-340	.515	64-91	.703	289-10.7	414-15.3
1977-78	32	246-450	.547	148-176	.841	319-10.0	640-20.0
1978-79	30	218-420	.519	129-177	.729	275-9.2	565-18.8
1979-80	33	262-487	.538	180-214	.841	359-10.9	704-21.3
<b>Totals</b>	<b>122</b>	<b>901-1697</b>	<b>53.0</b>	<b>521-658</b>	<b>.791</b>	<b>1242-10.1</b>	<b>2323-19.0</b>

**Groat's Career Statistics**

Year	G	FG-FGA	Pct	FT-FTA	Pct	Reb-Avg	Pts-Avg
1949-50	19	109-256	.426	57-98	.582	NA	275-14.5
1950-51	33	285-713	.400	261-331	.789	NA	831-25.2
1951-52	30	288-700	.411	204-281	.726	229-7.6	780-26.0
<b>Totals</b>	<b>82</b>	<b>682-1669</b>	<b>.409</b>	<b>522-710</b>	<b>.735</b>	<b>NA</b>	<b>1886-23.0</b>



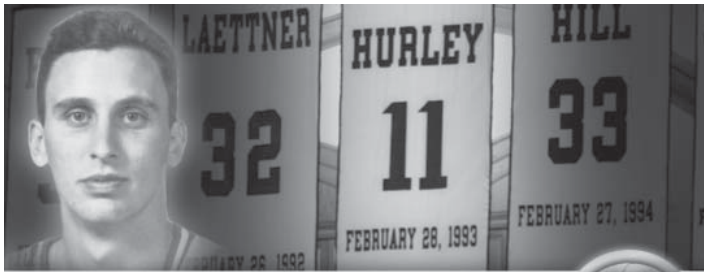
Art Heyman immediately made a huge impact at Duke as part of the freshmen team in 1959-60, averaging more than 30 points per game and recording a single-game high of 47 points. As a varsity co-captain his sophomore year, Heyman earned All-America honors and was the nation's number eight scorer with a 25.2 scoring average. He also averaged 10.9 rebounds per game and led Duke in nearly every statistical category in 1960-61. Once again an All-America selection as a junior in 1962, Heyman averaged 25.3 points and 11.2 rebounds per game. After leading the Blue Devils in nearly every statistical category, Heyman was a near unanimous selection on the All-ACC first team. As a senior in 1962-63, Heyman left his mark on Duke by helping the team earn its first trip to the Final Four. Heyman was the 1963 ACC Player of the Year and ACC Tournament MVP as his team captured the ACC Championship. For the third year in a row, Heyman earned All-America honors along with being named the National Player of the Year. He scored 29 points and pulled down 12 rebounds in the NCAA semifinals against Loyola and was named Most Outstanding Player at the Final Four. Heyman's 25.1 scoring average ranks first in Duke's career record book. After graduating from Duke, Heyman was the top player taken in the 1963 NBA Draft.

Grant Hill got off to a solid start as a freshman, earning Freshman All-America, ACC All-Freshman and second team All-ACC Tournament honors playing on Duke's first national championship team in 1990-91. Hill's sophomore season was once again marked by being a part of the national championship team that was the top-ranked squad in the country from start to finish. He averaged 14.0 points, 5.7 rebounds and 3.7 assists on his way to earning second team All-America honors by UPI, honorable mention All-America accolades by the Associated Press, All-Final Four, second team All-ACC, Basketball Times All-Region and USBWA All-District honors in 1992. In Hill's junior year, he averaged 18.0 points and 6.4 rebounds per game. He was awarded the Henry Iba Corinthian Award for the nation's top defender as well as being named second team All-America by UPI and USBWA, third team All-America by AP and first team All-ACC. In 1994, Hill's senior season, he led the Blue Devils back to the Final Four and averaged 17.4 points and 6.9 rebounds per game. He became the first player in ACC history to have more than 1,900 points, 700 rebounds, 400 assists, 200 steals and 100 blocked shots. Hill was first team All-America, Street & Smith's National Player of the Year, a finalist for the Wooden Award, Naismith Award and RCA/USBWA Award given to the National Player of the Year. Hill also garnered ACC Player of the Year, Southeast Regional MVP and All Final-Four honors on his way to being the number three pick in the 1994 NBA Draft. Hill, the 1995 co-winner of the NBA Rookie of the Year Award, was a six-time NBA All-Star.

Heyman's Career Statistics							
Year	G	FG-FGA	Pct	FT-FTA	Pct	Reb-Avg	Pts-Avg
1960-61	25	229-488	.469	171-263	.650	272-10.9	629-25.2
1961-62	24	219-506	.433	170-276	.616	269-11.2	608-25.3
1962-63	30	265-586	.452	217-314	.691	324-10.8	747-24.9
<b>Totals</b>	<b>79</b>	<b>713-1580</b>	<b>.451</b>	<b>558-853</b>	<b>.654</b>	<b>865-10.9</b>	<b>1984-25.1</b>

Hill's Career Statistics							
Year	G	FG-FGA	Pct	FT-FTA	Pct	Reb-Avg	Pts-Avg
1990-91	36	160-310	.516	81-133	.609	183-5.1	402-11.2
1991-92	33	182-298	.611	99-135	.733	187-5.7	463-14.0
1992-93	26	185-320	.578	94-126	.746	166-6.4	468-18.0
1993-94	34	218-472	.462	116-165	.703	233-6.9	591-17.4
<b>Totals</b>	<b>129</b>	<b>745-1400</b>	<b>.532</b>	<b>390-559</b>	<b>.698</b>	<b>769-6.0</b>	<b>1924-14.9</b>

TRADITION



**Bobby Hurley** 11  
 6-2 • 165 • Jersey City, N.J. • Political Science Major

Bobby Hurley made an immediate impact on Duke as a freshman, starting in all 38 games as the Blue Devils advanced to the 1990 Final Four. In his first year he was named first team Freshman All-America by Basketball Times and honorable mention All-America by The Sporting News. In Hurley's sophomore season of 1990-91, the Blue Devils captured the ACC title and their first national championship and Hurley earned honorable mention All-America accolades by AP. Hurley was named All-Final Four, third team All-ACC and Midwest Regional MVP. In 1991-92, Hurley's junior year, Duke went 34-2 and once again won the national championship along with the ACC regular season title and the ACC Tournament Championship. Hurley averaged 13.2 points and 7.6 assists as he was named NABC first team All-America and a National Player of the Year finalist. He was also the MVP of the Final Four, third team All-America by AP and UPI, second team All-ACC, first team All-ACC Tournament and All-East Regional. Hurley was named consensus first team All-America, first team All-ACC and was a finalist for the Wooden Award given to the National Player of the Year as a senior in 1992-93. He averaged 17.0 points and 8.2 assists and set the NCAA career assists record with 1,076. Hurley's 264 three-pointers set the school record and still rank sixth all-time at Duke. Hurley also set the school record for assists in a season with 289 as a sophomore and holds the top three single-season assist marks at Duke. Hurley was the number seven pick in the 1993 NBA Draft. He had a five-year NBA career with Sacramento and Vancouver. Hurley is currently the head coach at Arizona State University.



**Christian Laettner** 32  
 6-11 • 235 • Angola, N.Y. • Sociology Major

Christian Laettner has become a name synonymous with success, as he was part of four Duke Final Four teams. As a freshman in 1988-89, he averaged 8.9 points per game and was named All-East Regional and second team All-ACC Tournament. In Laettner's sophomore season of 1989-90, he averaged 16.3 points and 9.6 rebounds and was named third team All-America, second team All-ACC and MVP of the East Regional. The third trip was the charm for Laettner as the 1991 team captured Duke's first National Championship. Laettner's awards mounted his junior year as he was named second team All-America, MVP of the Final Four, the McKevlin Award winner for ACC Athlete of the Year, first team All-ACC and All-Midwest Regional. Laettner averaged 19.8 points, 8.7 rebounds, had 75 steals, 44 blocked shots and a 57.5 field goal percentage. As a senior in 1991-92, Laettner once again helped lead the Blue Devils to the National Championship, the ACC regular season title and the ACC Tournament Championship as the squad compiled a 34-2 record and managed to hold the No. 1 position in the national rankings every week of the season. Laettner was the National Player of the Year, ACC Player of the Year, ACC Athlete of the Year, ACC Tournament MVP and MVP of the East Regional. With 2,460 points and 1,149 rebounds during his collegiate career, Laettner ranks third in both categories in the Duke record books. His 713 free throws made at Duke are a school record. Laettner was the third player taken in the 1992 NBA Draft and played 12 seasons in the NBA.

TRADITION

**Hurley's Career Statistics**

Year	G	FG-FGA	Pct	FT-FTA	Pct	Reb-Avg	Pts-Avg
1989-90	38	92-262	.351	110-143	.769	68-1.8	335-8.8
1990-91	39	141-333	.423	83-114	.728	93-2.4	441-11.3
1991-92	31	123-284	.433	105-133	.789	61-2.0	410-13.2
1992-93	32	157-373	.421	143-178	.803	84-2.6	545-17.0
<b>Totals</b>	<b>140</b>	<b>513-1252</b>	<b>.410</b>	<b>441-568</b>	<b>.776</b>	<b>306-2.2</b>	<b>1731-12.4</b>

**Laettner's Career Statistics**

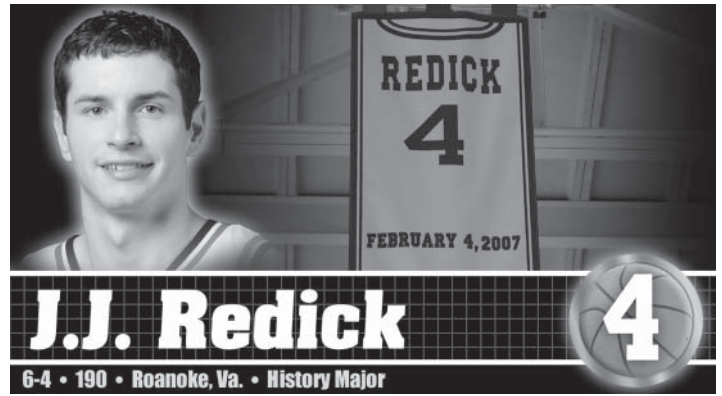
Year	G	FG-FGA	Pct	FT-FTA	Pct	Reb-Avg	Pts-Avg
1988-89	36	115-159	.723	88-121	.727	170-4.7	319-8.9
1989-90	38	194-380	.511	225-269	.836	364-9.6	619-16.3
1990-91	39	271-471	.575	211-263	.802	340-8.7	771-19.8
1991-92	35	254-442	.575	189-232	.815	275-7.9	751-21.5
<b>Totals</b>	<b>148</b>	<b>834-1452</b>	<b>.574</b>	<b>713-885</b>	<b>.806</b>	<b>1149-7.8</b>	<b>2460-16.6</b>



**Jeff Mullins**



6-4 • 185 • Lexington, Ky. • Liberal Arts Major



**J.J. Redick**



6-4 • 190 • Roanoke, Va. • History Major


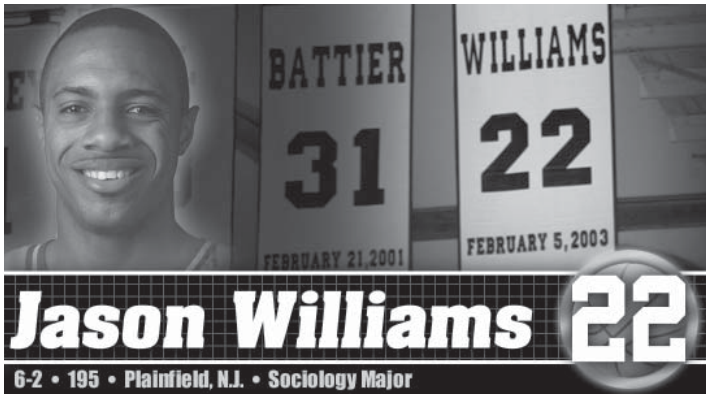
Jeff Mullins came to Duke as a high school All-America honoree from Lexington, Ky. As part of the freshmen team in 1960-61, Mullins was putting up big numbers for the Blue Devils, averaging a team-high 24.6 points per game. Mullins' sophomore season, and his first on varsity, culminated with All-ACC and All-Tournament team honors after he averaged 21.0 points and 10.4 rebounds per game while shooting 51.4 percent from the floor. In his junior year of 1962-63, Mullins, along with Art Heyman, led the Blue Devils to Duke's first Final Four. Mullins was an All-America honoree and was selected to both the All-ACC and All-Tournament teams. He averaged 20.3 points on 54.9 percent field goal shooting and pulled down 8.0 rebounds per game. Mullins was once again an All-America selection as a senior in 1964 after leading Duke to the Final Four for the second straight year. He averaged 24.2 points and 8.9 rebounds per game and earned ACC Player of the Year as well as ACC Tournament MVP accolades. Mullins also received the McKevlin Award, given to the ACC Athlete of the Year. Mullins is fourth on Duke's career scoring average list with 21.9 points per game from 1962-64. Mullins finished his Blue Devil career with 1,884 points and went on to play on the gold medal-winning 1964 U.S. Olympic basketball team. He became a five-time NBA All-Star and as a member of the 1975 Golden State team, was the first Duke player to be a part of a NBA championship team.

J.J. Redick entered Duke as a McDonald's All-America and with a reputation as one of the best pure shooters in the game. He closed his career as the leading scorer in ACC history with 2,769 career points and the NCAA record holder with 457 three-point field goals made (both records have since been surpassed). Redick, a two-time National and ACC Player of the Year, also ranked second among the NCAA's all-time leaders in free throw percentage (.912). During his freshman campaign, Redick averaged 15.0 points per game en route to third team All-ACC honors. He claimed third team All-America honors and led Duke to a 31-6 record and a trip to the 2004 Final Four by averaging 15.9 points as a sophomore. Redick shot an ACC-best 95.3 percent (143-of-150) from the free throw line, including a conference-record 54 consecutive made free throws. Redick took his game to new heights in 2004-05, averaging an ACC-best 21.8 points while earning unanimous first team All-America and ACC Player of the Year accolades. Redick also claimed the 2005 Rupp Award as National Player of the Year after reaching double-figures in scoring 31 times, including 21 games with 20 or more points. As a senior, Redick recorded the most prolific scoring season in school history and became the second Duke player and only the eighth overall in college basketball history to repeat as National Player of the Year. He also repeated as a first team All-America (unanimous selection) and as the ACC Player of the Year. The Roanoke, Va., native led the ACC and finished second in the NCAA in scoring at 26.8 points per game, while shooting 47.0 percent (302-of-643) from the field and 42.1 percent (139-of-330) from three-point range. He scored in double-figures in all 36 games, including 28 games with 20+ points, 14 games with 30+ points and three 40+ point games. Redick also claimed the James E. Sullivan Award as the nation's top amateur athlete following his senior campaign.

TRADITION

Mullins' Career Statistics							
Year	G	FG-FGA	Pct	FT-FTA	Pct	Reb-Avg	Pts-Avg
1961-62	25	214-416	.515	98-138	.710	259-10.4	526-21.0
1962-63	30	256-466	.549	96-131	.733	241-8.0	608-20.3
1963-64	31	300-613	.489	150-183	.820	276-8.9	750-24.2
<b>Totals</b>	<b>86</b>	<b>770-1495</b>	<b>.515</b>	<b>344-452</b>	<b>.761</b>	<b>776- 9.0</b>	<b>1884-21.9</b>

Redick's Career Statistics							
Year	G	FG-FGA	Pct	FT-FTA	Pct	Reb-Avg	Pts-Avg
2002-03	33	149-361	.413	102-111	.919	81-2.5	495-15.0
2003-04	37	172-407	.423	143-150	.953	115-3.1	589-15.9
2004-05	33	202-495	.408	196-209	.938	108-3.3	721-21.8
2005-06	36	302-643	.470	221-256	.863	71-2.0	964-26.8
<b>Totals</b>	<b>139</b>	<b>825-1906</b>	<b>.433</b>	<b>662-726</b>	<b>.912</b>	<b>375-2.7</b>	<b>2769-19.9</b>



Jason Williams entered Duke as a McDonald's All-America and the winner of the Morgan Wootten Award, given to the top prep player in the nation. Williams was a starter from his very first game and ended his first year as The Sporting News National Freshman of the Year in 2000. In his freshman year, Williams averaged 14.5 points, 4.2 rebounds, 6.5 assists and 2.4 steals per game. He also collected ACC Tournament Most Valuable Player, Basketball Times first team Freshman All-America and Associated Press ACC All-Freshman team honors. As a sophomore in 2000-01, Williams helped lead the Blue Devils to their third national championship and had Duke's second-highest season points total with 841. Williams was named the National Player of the Year by the NABC and Point Guard of the Year by ESPN. He was an All-Final Four team, unanimous first team All-ACC, first team ACC All-Tournament and first team All-America selection as well as a finalist for both the Wooden and Naismith Awards. The accolades continued to mount for Williams in his third and final season as a Blue Devil. Williams received the Naismith and Wooden Awards for National Player of the Year and was also named Player of the Year by AP, Basketball Times, NABC, The Sporting News, USBWA, CBS Sportsline, ESPN the Magazine, ESPN.com and collegeinsider.com. Williams was selected to the first team All-ACC and the first team All-ACC Tournament and ended his collegiate career with 2,079 points, 644 assists, 313 three-point field goals and 235 steals. Williams was a starter in all 108 games from 2000-02 and was the second overall pick in the 2002 NBA Draft. In addition to his basketball prowess, he graduated from Duke in just three years.

Shelden Williams arrived at Duke with the nickname 'The Landlord' and lived up to the moniker by controlling the lane for four seasons as a Blue Devil. As a freshman, Williams averaged 8.2 points, 5.9 rebounds and 1.6 blocks per game, while earning ACC All-Freshman honorable mention honors. In 2003-04, Williams' number grew to 12.6 points, 8.5 rebounds and 3.0 blocks as he helped guide Duke to the Final Four. He also received several All-America and second team All-ACC accolades as a sophomore. As a junior, Williams became the first player on a Mike Krzyzewski team to average a double-double (15.5 points & 11.2 rebounds). He also registered a Duke record 122 blocks, while earning NABC National Defensive Player of the Year honors. Williams claimed NABC National DPOY honors for the second straight year and set Duke records for career blocked shots and rebounds as a senior. Williams, a consensus first team All-America in 2006, finished third in the league in scoring at 18.8 points per game and became the 11th player in ACC history (first Blue Devil) to lead the conference in rebounding (10.7) in back-to-back years. Williams blocked four shots on Jan. 18, 2006, against N.C. State to become Duke's all-time blocked shots leader (moving past Mike Gminski). The Forest Park, Okla., native grabbed 14 rebounds against George Washington on March 18, 2006, to pass Gminski as the leading rebounder in Duke history. Williams also became just the third Blue Devil to register a triple-double on Jan. 11, 2006, against Maryland when he finished with 19 points, 11 rebounds and 10 blocks against the Terrapins. Williams closed his career at Duke first in rebounding (1,262) and blocked shots (422). He also became the first player in NCAA history to register 1,750 points, 1,250 rebounds, 400 blocks and 150 steals in a career.

TRADITION

Williams' Career Statistics							
Year	G	FG-FGA	Pct	FT-FTA	Pct	Reb-Avg	Pts-Avg
1999-00	34	179-427	.419	61-89	.685	143-4.2	492-14.5
2000-01	39	285-603	.473	139-211	.659	128-3.3	841-21.6
2001-02	35	249-545	.457	140-207	.676	124-3.5	746-21.3
<b>Totals</b>	<b>108</b>	<b>713-1575</b>	<b>.453</b>	<b>340-507</b>	<b>.671</b>	<b>395-3.7</b>	<b>2079-19.3</b>

Williams' Career Statistics							
Year	G	FG-FGA	Pct	FT-FTA	Pct	Reb-Avg	Pts-Avg
2002-03	33	95-184	.516	80-128	.625	195-5.9	270-8.2
2003-04	37	164-280	.586	138-200	.690	314-8.5	468-12.6
2004-05	33	191-328	.582	131-198	.662	369-11.2	513-15.5
2005-06	36	237-410	.578	201-270	.744	384-10.7	677-18.8
<b>Totals</b>	<b>139</b>	<b>687-1202</b>	<b>.572</b>	<b>550-796</b>	<b>.691</b>	<b>1262-9.1</b>	<b>1928-13.9</b>

All-Time Jersey Numbers

**0** Austin Rivers

**1** Jabari Parker  
Kyrie Irving

**2** Chase Jeter ◀  
Quinn Cook  
Nolan Smith  
Josh McRoberts  
Luol Deng  
Andre Buckner

**3** Grayson Allen ◀  
Tyler Thornton  
Greg Paulus  
Nick Horvath  
Justin Caldbeck  
Ricky Price  
Marty Clark  
Phil Henderson

**4** J.J. Redick ▲  
Carlos Boozer  
Roshown McLeod  
Kenny Blakeney  
Tommy Amaker  
Bernard Pergram

**5** Luke Kennard ◀  
Tyus Jones  
Rodney Hood  
Mason Plumlee  
Martynas Pocius  
Daniel Ewing  
Ryan Caldbeck  
William Avery  
Jeff Capel  
Ron Burt  
Billy McCaffrey  
Larry Ashley  
Bob Duff

**10** Dick Groat ▲  
Doug Ausbon

**11** Bobby Hurley ▲  
Doug McNeely  
Jim Corrigan  
Rick Gomez  
Edgar Burch  
Zeno Edwards  
Bob Verga  
Fred Schmidt  
Johnny Morris  
Bob Vernon  
Don Cashman  
Dick Brewer  
Tom Peters  
Bill Downing  
Dave Scarborough

**12** Derryck Thornton ◀  
Justise Winslow  
Alex Murphy  
Kyle Singler  
Jordan Davidson  
Andre Sweet  
Steve Wojciechowski  
Thomas Hill  
David Henderson  
Vince Taylor  
Tate Armstrong  
Richie O'Connor  
Tony Barone  
Frank Harscher  
Jack Boyd  
Bob Thuemmel

Don Cashman  
Bill Martin  
Scotty York

**13** Matt Jones ◀  
Michael Gbinije  
Olek Czyz  
Nick Sutton  
Lee Melchionni  
Andy Means  
J.D. Simpson  
Taymon Domzalski  
Joe Cook  
Brent Kitching  
Don Miller  
Tony Buhowsky  
Herky Lamley

**14** Brandon Ingram ◀  
Rasheed Sulaimon  
David McClure  
Nate James  
Kenney Brown  
Quin Snyder  
Vince Crump  
Chip Engelland  
Rob Hardy  
Willie Hodge  
Bill Zimmer  
Scott Williamson  
Jerry Robertson  
Don Tobin  
Kes Deimling  
Ceep Youmans

**15** Jahliil Okafor  
Josh Hairston  
Gerald Henderson  
Sean Dockery  
Andre Buckner  
Ryan Caldbeck  
Todd Singleton  
Bruce Bell  
Pat Doughty  
Bob Riedy  
Burton Fitts  
Fred Kast  
Paul Schmidt  
Jim Rogers  
Rudy D'Emilio  
John Engberg  
Bill Armour

**20** Semi Ojeleye  
Andre Dawkins  
Elliot Williams  
Taylor King  
Casey Sanders  
D. Bryant  
Mike Chappell  
Chris Collins  
Gene Banks  
Dave O'Connell  
Larry Saunders  
Dave Golden  
Denny Ferguson  
Jack Mullen  
Larry Bateman  
Dick Rosenthal  
Bernie Janicki  
Jim Kulpan  
Buck Cheek  
Bill Fleming  
Pat Lyons

**21** Amile Jefferson ◀  
Miles Plumlee  
DeMarcus Nelson

Chris Duhon  
Trajan Langdon  
Antonio Lang  
Robert Brickey  
Jay Bilas  
Gordon Whitted  
Bob Bender  
Kenny Young  
Jeff Burdette  
Dick DeVenzio  
Stuart McKaig  
Roger Hamilton  
Howard Hurt  
Ed Bryson  
Rudy Lacy  
John Engberg  
Harold Hibbitts  
Wes Skibsted

**22** Jason Williams ▲  
Jay Heaps  
Greg Koubek  
Andy Berndt  
Tom Emma  
John Harrell  
Paul Fox  
Rick Katherman  
Rob Wendelin  
Bob Riedy  
Jay Buckley  
Bill Watson  
Bobby Joe Harris  
Tom Blackburn  
Marv Decker  
Dayton Allen  
Scotty York

**23** Shelden Williams ▲  
Chris Carrawell  
Brian Davis  
Richard Ford  
Larry Linney  
Steve Gray  
Bill Suk  
C.B. Claiborne  
Dick Warren  
Elliott McBride  
Ray Cox  
Carroll Youngkin  
Don Miller  
Marty Doherty  
Dick Latimer  
Buck Simmons

**24** Johnny Dawkins ▲  
Harold Morrison  
Kevin Billerman  
Jeff Dawson  
Jack Marin  
John Cantwell  
Marty Joyce  
Jim Newcome  
Tom Blackburn  
Don Cashman  
Dick Johnson  
Peter Johnson  
Wes Skibsted

**25** Thomas Hill  
Greg Wendt  
Mark Crow  
Gary Melchionni  
Art Heyman ▲  
Bob Wayand  
Joe Marcovechio  
Don Sims  
Jake Tarr  
Charlie Driesell

C.B. Johnson  
Bob Strauss

**30** Antonio Vrankovic ◀  
Semi Ojeleye  
Seth Curry  
Jon Scheyer  
Joe Pagliuca  
Reggie Love  
Dahntay Jones  
Andy Borman  
J.D. Simpson  
Tony Moore  
Alaa Abdelnaby  
Jim Suddath  
Rob Hardy  
Rick Mainwaring  
William Hannon  
Robby West  
Buzzy Harrison  
John Frye  
Bobby Joe Harris  
Joe Belmont

**31** Shane Battier ▲  
Justin Caldbeck  
Stan Brunson  
Kevin Strickland  
Mike Tissaw  
Randy Denton  
Tim Kolodziej  
Hack Tison  
Doug Albright  
Hayes Clement  
Bill Reigel  
Bill Fleming  
Jack Lasseter

**32** Christian Laettner ▲  
Mark Alarie  
Geoff Northrup  
Ron Righter  
Brad Evans  
Jim Liccardo  
Merrill Morgan  
Bob Lakata  
Charlie Driesell  
Carl Glasgow  
Lloyd Caudle

**33** Grant Hill ▲  
John Smith  
Jay Bryan  
Kenny Dennard  
Randy Abernathy  
Doug Jackson  
Steve Vacendak  
Bob Jamieson  
Larry Bateman  
Jim Newcome  
Junior Morgan  
Dick Crowder

**34** Sean Obi ◀  
Andre Dawkins  
Ryan Kelly  
Jamal Boykin  
Mike Dunleavy  
Chris Burgess  
Carmen Wallace  
Crawford Palmer  
Dave Colonna  
Bill Jackman  
Loel Payne  
Jim Spanarkel  
Bob Cook  
Judge Carr  
Tim Teer

Buzzy Harrison  
Fred Cox  
Doug Kistler  
Jack Kalbfus  
Fred Shabel  
Rod Boyce

**35** Danny Ferry ▲  
Cameron Hall  
Phil McLeod  
Stu Yarbrough  
Phil Allen  
Buzz Mewhort  
George Barrett  
Ronnie Mayer

**40** Marshall Plumlee ◀  
Griffin Tormey  
Ross Perkins  
Andy Borman  
Taymon Domzalski  
Weldon Williams  
Neil Chinault  
Steve Litz  
Joe Kennedy  
Tom Gebbie  
Jay Beal  
Bucky Allen  
Sammy Rothbaum  
Wright Hollingsworth  
Cedric Loftis  
John Heath

**41** Jordan Davidson  
Patrick Davidson  
Matt Christensen  
Jon Goodman  
Allen Williams  
Ray Kuhlmeier  
Doug Kistler  
Tom Peters  
Irving Gray  
Kenny Turner  
Bill Parsons

**42** Sean Kelly  
Lance Thomas  
Shavlik Randolph  
Reggie Love  
Elton Brand  
Joey Beard  
George Burgin  
Ned Franke  
Bob Fleischer  
Don Blackman  
Mike Lewis  
Fred Cox  
Hal Turner  
Garland Loftis  
Bill Flentye  
Billy Huiskamp

**43** Mike Gminski ▲  
Terry Chili  
John Posen  
Bill Ulrich  
Ed Koffenberger  
Harry Harner  
Bill Mock

**44** Cherokee Parks  
Phil Henderson  
Todd Anderson  
Scott Goetsch  
Pete Kramer  
Jeff Mullins ▲  
Doug Ausbon  
Richard Gilbert  
Ray Spuhler

**45** Nick Pagliuca ◀  
Joe Pagliuca  
Eric Boateng  
Joe Pagliuca  
Mark Causey  
Clay Buckley  
Dan Meagher  
Ted Mann Jr.  
Sammy Rothbaum  
Eddie Shokes  
Charles Kunkle

**50** Justin Robinson ◀  
Tom Novick  
Michael Thompson  
Corey Maggette  
Ray Essex  
Alan Shaw  
Glen Smiley  
Wes Skibsted  
Bob Gantt  
Jim Bowman  
Albert Herrick

**51** David Mayer  
Steve Johnson  
Patrick Johnson  
Martin Nessley  
Dave Elmer  
Cy Valasek  
Ken Podger

**52** Todd Zafirovski  
Erik Meek  
Steve Vandenberg  
Terry Murray  
Bob Moyer  
Tom Wallingford  
Eugene Bledsoe  
Bob Wood

**53** Brennan Besser ◀  
Casey Peters  
Andy Means  
George Moses  
Chris Redding  
Fred Lind  
Glenn Price  
Ace Parker

**54** Christian Ast  
Warren Chapman  
Clyde Allen  
Fred Edwards

**55** Brian Zoubek  
Greg Newton  
Billy King  
Allen Williams  
Ron Herbster  
Chuck Holley

▲ Number retired  
◀ Active player

TRADITION







**Duke In The NBA**

A total of 65 former Duke players have appeared on a NBA roster. In 2015, **Jahlil Okafor**, **Justise Winslow** and **Rodney Hood** became the 50th, 51st and 52nd draft selections under **Mike Krzyzewski**. Duke has had 20 players selected in the NBA Draft Lottery, the most in the nation since the system was put into place in 1985. In 1999, Duke became the first program in the history of the NBA Draft to have four players from the same school selected in the first round. Three of the four – **Elton Brand** (Chicago), **Trajan Langdon** (Cleveland) and **Corey Maggette** (Seattle) – were lottery picks. In 2002, **Jason Williams** (2nd overall) and **Mike Dunleavy** (3rd) became the first college teammates in the history of the NBA Draft to be the first two collegians selected. Overall, 31 Duke players have been selected in the first round of the NBA Draft in the Coach K era.

**NBA Champions**

Jeff Mullins (Golden State)	1975
Danny Ferry (San Antonio)	2003
Shane Battier (Miami)	2012, 2013

**All-NBA Team**

Grant Hill	1996 (2nd), 1997 (1st), 1998 (2nd), 1999 (2nd), 2000 (2nd)
Elton Brand	2006 (2nd)
Carlos Boozer	2008 (3rd)

**NBA Rookie of the Year**

Grant Hill (Co-winner with Jason Kidd)	1995
Elton Brand (Co-winner with Steve Francis)	2000
Kyrie Irving	2012

**IBM Award**

Grant Hill	1997
------------	------

**NBA All-Rookie Team**

Art Heyman (1st)	1964
Jack Marin (1st)	1967
Christian Laettner (1st)	1993
Grant Hill (1st)	1995
Elton Brand (1st)	2000
Shane Battier (1st)	2002
Luol Deng (1st)	2005
Kyrie Irving (1st)	2012
Kyle Singler (2nd)	2013
Mason Plumlee (1st)	2014

**NBA All-Defensive Team**

Shane Battier	2008 (2nd), 2009 (2nd)
Luol Deng	2012 (2nd)

**NBA All-Star Game Selections**

Jeff Mullins	1969-71
Jack Marin	1972, 1973
Grant Hill	1995-98, 2000, 2005
Christian Laettner	1997
Elton Brand	2002, 2006
Carlos Boozer	2007, 2008
Luol Deng	2012, 2013
Kyrie Irving	2013, 2014-15

**NBA All-Star Game MVP**

Kyrie Irving	2014
--------------	------

**NBA Three-Point Shootout Champions**

Kyrie Irving	2013
--------------	------

**NBA Sportsmanship Award**

Grant Hill	2005, 2008, 2010
Elton Brand	2006
Luol Deng	2007


**Twyman-Stokes Teammate of the Year**

Shane Battier	2014
---------------	------

**J. Walter Kennedy Citizenship Award**

Luol Deng	2014
-----------	------

**JAHLIL OKAFOR**



**NBA First Round Picks by School (1985-14)**

Kentucky	32
► Duke	31
North Carolina	30
Kansas	24
Connecticut	19
UCLA	18
Georgia Tech	17

**NBA Lottery Picks by School**

► Duke	20
North Carolina	18
Kentucky	18
Kansas	16
Connecticut	13
Arizona	13

**NBA First Round Picks by Active Coach**

► Mike Krzyzewski	31
Roy Williams	26
John Calipari	24
Jim Boeheim	20

TRADITION

**Duke In The NBA**


**Duke's NBA Draft Picks**

Year	Player	Team	Round (Pick)
1952	Dick Groat	Fort Wayne Pistons	1st (3)
1954	Rudy D'Emilio	Philadelphia Warriors	5th (39)
	Bernie Janicki	Fort Wayne Pistons	7th (58)
1956	Ronnie Mayer	New York Knicks	4th (-)
	Joe Belmont	Philadelphia Warriors	5th (-)
	Junior Morgan	St. Louis Hawks	7th (-)
1958	Bucky Allen	Philadelphia Warriors	6th (44)
	Jim Newcome	Cincinnati Royals	14th (85)
1961	Doug Kistler	Detroit Pistons	3rd (26)
	Howard Hurt	L.A. Lakers	11th (95)
1963	Art Heyman	New York Knicks	1st (1)
1964	Jeff Mullins	St. Louis Hawks	1st (5)
	Jay Buckley	L.A. Lakers	8th (66)
1965	Hack Tison	Boston Celtics	6th (49)
1966	Jack Marin	Baltimore Bullets	1st (5)
	Steve Vacendak	San Francisco Warriors	4th (33)
1967	Bob Verga	St. Louis Hawks	3rd (25)
	Bob Riedy	Baltimore Bullets	6th (56)
1968	Mike Lewis	Boston Celtics	7th (88)
	Joe Kennedy	Seattle Supersonics	10th (122)
1969	Steve Vandenberg	Detroit Pistons	7th (89)
	Fred Lind	Phoenix Suns	11th (142)
1971	Randy Denton	Boston Celtics	5th (61)
	Rick Katherman	San Diego Rockets	8th (126)
	Larry Saunders	Detroit Pistons	10th (177)
1973	Gary Melchionni	Phoenix Suns	2nd (33)
1975	Bob Fleischer	Buffalo Braves	4th (70)
1976	Willie Hodge	Kansas City Kings	5th (71)
1977	Tate Armstrong	Chicago Bulls	1st (13)
	Mark Crow	New York Nets	6th (111)
1979	Jim Spanarkel	Philadelphia 76ers	1st (16)
	Bob Bender	San Diego Clippers	6th (119)
1980	Mike Gminski	New Jersey Nets	1st (7)
1981	Gene Banks	San Antonio Spurs	2nd (28)
	Kenny Dennard	Kansas City Kings	4th (78)
1982	Vince Taylor	New York Knicks	2nd (34)
1983	Tom Emma	Chicago Bulls	10th (210)
1985	Dan Meagher	Chicago Bulls	6th (126)
1986	Johnny Dawkins	San Antonio Spurs	1st (10)
	Mark Alarie	Denver Nuggets	1st (18)
	David Henderson	Washington Bullets	3rd (58)
	Jay Bilas	Dallas Mavericks	5th (108)
1987	Tommy Amaker	Seattle Supersonics	3rd (55)
	Martin Nessler	L.A. Clippers	6th (116)
1989	Danny Ferry	L.A. Clippers	1st (2)
1990	Alaa Abdelnaby	Portland Trail Blazers	1st (25)
	Phil Henderson	Dallas Mavericks	2nd (49)
1992	Christian Laettner	Minnesota Timberwolves	1st (3)
	Brian Davis	Phoenix Suns	2nd (48)
1993	Bobby Hurley	Sacramento Kings	1st (7)
	Thomas Hill	Indiana Pacers	2nd (39)
1994	Grant Hill	Detroit Pistons	1st (3)
	Antonio Lang	Phoenix Suns	2nd (29)
1995	Cherokee Parks	Dallas Mavericks	1st (12)
	Erik Meek	Houston Rockets	2nd (41)
1998	Roshown McLeod	Atlanta Hawks	1st (20)
1999	Elton Brand	Chicago Bulls	1st (1)
	Trajan Langdon	Cleveland Cavaliers	1st (11)
	Corey Maggette	Seattle Supersonics	1st (13)
	William Avery	Minnesota Timberwolves	1st (14)
2000	Chris Carrawell	San Antonio Spurs	2nd (41)
2001	Shane Battier	Memphis Grizzlies	1st (6)
2002	Jason Williams	Chicago Bulls	1st (2)
	Mike Dunleavy	Golden State Warriors	1st (3)
	Carlos Boozer	Cleveland Cavaliers	2nd (35)
2003	Dahntay Jones	Boston Celtics	1st (20)
2004	Luol Deng	Phoenix Suns	1st (7)
	Chris Duhon	Chicago Bulls	2nd (38)
2005	Daniel Ewing	L.A. Clippers	2nd (32)

Year	Player	Team	Round (Pick)
2006	Shelden Williams	Atlanta Hawks	1st (5)
	J.J. Redick	Orlando Magic	1st (11)
2007	Josh McRoberts	Portland Trailblazers	2nd (37)
2009	Gerald Henderson	Charlotte Bobcats	1st (12)
2011	Kyrie Irving	Cleveland Cavaliers	1st (1)
	Nolan Smith	Portland Trailblazers	1st (21)
	Kyle Singler	Detroit Pistons	2nd (33)
2012	Austin Rivers	New Orleans Pelicans	1st (10)
	Miles Plumlee	Indiana Pacers	1st (22)
2013	Mason Plumlee	Brooklyn Nets	1st (26)
	Ryan Kelly	L.A. Lakers	2nd (49)
2014	Jabari Parker	Milwaukee Bucks	1st (2)
	Rodney Hood	Utah Jazz	1st (23)
2015	Jahlil Okafor	Philadelphia 76ers	1st (3)
	Justise Winslow	Miami Heat	1st (10)
	Tyus Jones	Minnesota Timberwolves	1st (24)

**Duke's First Overall Picks in NBA Draft**

Player	Team	Year
Art Heyman	New York Knicks	1963
Elton Brand	Chicago Bulls	1999
Kyrie Irving	Cleveland Cavaliers	2011



**KYRIE IRVING**

**TRADITION**

Duke In The NBA

Alaa Abdelnaby	
Portland	1990-92
Milwaukee	1993
Boston	1993-94
Sacramento	1995
Mark Alarie	
Denver	1986-87
Washington	1987-92
Tate Armstrong	
Chicago	1977-79
William Avery	
Minnesota	1999-02
Philadelphia	2003
Gene Banks	
San Antonio	1981-85
Chicago	1985-87
Shane Battier	
Memphis	2001-06
Houston	2006-11
Miami	2011-14
► Elton Brand	
Chicago	1999-01
L.A. Clippers	2001-08
Philadelphia	2008-12
Dallas	2012-13
Atlanta	2013-p
► Carlos Boozer	
Cleveland	2002-04
Utah	2004-10
Chicago	2010-14
L.A. Lakers	2014-p
► Seth Curry	
Golden State	2013
Memphis	2014
Cleveland	2014
Orlando	2014
Sacramento	2015-p
Mark Crow	
New Jersey	1977-78
Brian Davis	
Minnesota	1993-94
► Andre Dawkins	
Miami	2014-p
Johnny Dawkins	
San Antonio	1986-89
Philadelphia	1989-94
Detroit	1994-95
► Luol Deng	
Chicago	2004-14
Cleveland	2014
Miami	2014-p
Kenny Dennard	
Kansas City	1981-83
Denver	1983-84
Randy Denton	
Carolina-Memphis	1971-72
Memphis	1972-74
Utah	1974-75
St. Louis	1975-76
Atlanta	1976-77
Chris Duhon	
Chicago	2004-08
New York	2008-10
Orlando	2010-12
L.A. Lakers	2012-13
► Mike Dunleavy	
Golden State	2002-07
Indiana	2007-11
Milwaukee	2011-13
Chicago	2013-p

Daniel Ewing	
L.A. Clippers	2005-07
Danny Ferry	
Cleveland	1990-00
San Antonio	2000-03
Robert Gantt	
Washington	1946-47
Mike Gminski	
New Jersey	1980-87
Philadelphia	1987-90
Charlotte	1990-94
Milwaukee	1994
Dick Groat	
Fort Wayne	1952-53
David Henderson	
Philadelphia	1987-88
► Gerald Henderson	
Charlotte	2009-15
Portland	2015-p
Art Heyman	
New York	1963-65
Cincinnati-Philadelphia	1965-66
New Jersey-Pittsburgh	1967-68
Minnesota	1968-69
Pittsburgh-Miami	1969-70
Grant Hill	
Detroit	1994-00
Orlando	2000-07
Phoenix	2007-12
L.A. Clippers	2012-13
► Rodney Hood	
Utah	2014-p
Bobby Hurley	
Sacramento	1993-98
Vancouver	1998
► Kyrie Irving	
Cleveland	2011-p
► Dahntay Jones	
Memphis	2003-07
Sacramento	2008
Denver	2008-09
Indiana	2009-12
Dallas	2012-13
Atlanta	2013
Utah Jazz	2014
L.A. Clippers	2015-p
► Tyus Jones	
Minnesota	2015-p
► Ryan Kelly	
L.A. Lakers	2013-p
Joe Kennedy	
Seattle	1968-70
Pittsburgh	1970-71
Doug Kistler	
New York	1961-62
Christian Laettner	
Minnesota	1992-96
Atlanta	1996-98
Detroit	1998-00
Dallas	2000-01
Washington	2001-04
Miami	2004-06
Antonio Lang	
Phoenix	1994-95
Cleveland	1995-97
Miami	1997-98
Cleveland	1998-99
Toronto	2000
Philadelphia	2000

Trajan Langdon	
Cleveland	2000-02
Mike Lewis	
Indiana-Minnesota	1968-69
Pittsburgh	1969-72
Carolina	1972-74
Corey Maggette	
Orlando	1999-00
L.A. Clippers	2000-08
Golden State	2008-10
Milwaukee	2010-11
Charlotte	2011-12
Detroit	2012-13
San Antonio	2013
Jack Marin	
Baltimore	1966-72
Houston	1972-74
Buffalo	1974-75
Chicago	1975-77
Roshown McLeod	
Atlanta	1998-00
Philadelphia	2000-01
Boston	2002
► Josh McRoberts	
Portland	2007-08
Indiana	2008-11
L.A. Lakers	2011-12
Orlando	2012-13
Charlotte	2013-14
Miami	2014-p
Gary Melchionni	
Phoenix	1973-75
Jeff Mullins	
St. Louis	1964-66
San Francisco	1966-71
Golden State	1971-76
DeMarcus Nelson	
Golden State	2008
Chicago	2009
Martin Nessley	
L.A. Clippers	1987-88
Sacramento	1988
► Jahlil Okafor	
Philadelphia	2015-p
► Jabari Parker	
Milwaukee	2014-p
Cherokee Parks	
Dallas	1995-96
Minnesota	1996-98
Vancouver	1998-00
Washington	2000
L.A. Clippers	2000-01
San Antonio	2001-02
L.A. Clippers	2002-03
Golden State	2004
► Mason Plumlee	
Brooklyn	2013-15
Portland	2015-p
► Miles Plumlee	
Indiana	2012-13
Phoenix	2013-14
Milwaukee	2015-p
► Shavlik Randolph	
Philadelphia	2005-08
Portland	2008-09
Miami	2009-10
Portland	2010
Boston	2013
Phoenix	2014

► J.J. Redick	
Orlando	2006-13
Milwaukee	2013
L.A. Clippers	2013-p
Bob Riedy	
Houston	1967-68
► Austin Rivers	
New Orleans	2012-15
L.A. Clippers	2015-p
► Kyle Singler	
Detroit	2012-15
Oklahoma	2015
Nolan Smith	
Portland	2011-13
Jim Spanarkel	
Philadelphia	1979-80
Dallas	1980-84
Vince Taylor	
New York	1982-83
Lance Thomas	
New Orleans	2011-13
Steve Vacendak	
Pittsburgh	1967-68
Minnesota	1968-69
Pittsburgh-Minnesota	1969-70
Bob Verga	
Dallas	1967-68
Denver-New York-Houston	1968-69
Carolina	1969-71
Carolina-Pittsburgh	1971-72
Portland	1973-74
Jason Williams	
Chicago	2002-03
Shelden Williams	
Atlanta	2006-08
Sacramento	2008-09
Minnesota	2009
Boston	2009-10
Denver	2010-11
New York	2011
New Jersey	2011
► Justise Winslow	
Miami	2015-p

NBA rosters as of Sept. 15

TRADITION



## USA Men's Senior National Team - 2006-present

With the USA Men's Senior National Team in a tailspin following a sixth-place finish at the 2002 World Championships and bronze medal showing at the 2004 Greece Olympics, USA Basketball chairman Jerry Colangelo tabbed **Mike Krzyzewski** to lead the resurrection of the program on Oct. 26, 2005. Over the next six international events, spanning eight years, Coach K and Team USA amassed an extraordinary 75-1 record en route to winning gold medals at the 2007 FIBA Americas Championship, 2008 Beijing Olympics, 2010 FIBA World Championship, 2012 London Olympics and the 2014 FIBA World Cup as well as a bronze medal at the 2006 FIBA World Championship.

Krzyzewski and Team USA suffered their only loss together in the 2006 FIBA World Championship in the semifinals against Greece. The program has responded by winning the next 63 games to re-establish the U.S. as the preeminent basketball power in the world.

Coach K helped USA Basketball regain its position in international basketball during his first stint as the national team coach (2005-08). By instilling the same team-first principles he utilizes as the foundation for success at Duke, he helped build a program that achieved its ultimate goal by claiming the 2008 Olympic gold medal with a 118-107 win over Spain. In the process, Team USA also restored a tarnished image by winning over fans and fellow athletes with its presence off the court in Beijing. While earning praise for its unselfish play on the court, members of Team USA were equally admired for their patriotic support of fellow Americans in their quests for Olympic gold.

On July 21, 2009, it was announced that Krzyzewski would return as the head coach of the USA Basketball Senior National Team and in the 2012 London Olympics, he became the first U.S. coach of multiple Olympic teams since the legendary Henry Iba, who won gold in 1964 and 1968 and coached the team that lost the controversial 1972 gold-medal game to the Soviet Union.

Team USA once again claimed gold in 2012 with a 107-100 win over Spain. While some experts speculated that outside shooting could be the downfall of the 2012 squad, Coach K and his staff gave the players the confidence to take their open shots against the international team's zone defenses. The group, led by Kevin Durant and Carmelo Anthony, responded by setting an Olympic record with 129 three-point field goals (16.1 3pg.) and shooting 44.0 percent from three-point range during the tournament. Team USA's finest shooting performance came in a 156-73 win over Nigeria in pool play. Krzyzewski's group set Olympic records for three-pointers (29, including 10 from Anthony), three-point percentage (.630) and points scored (156) in the win.

"He is a legendary coach. I love playing for him and talking to him on off days and before practice. I have been blessed in coming straight out of high school to have a college coach and be able to play for him since '05. It means a lot to me and I have been humbled by it."

– LeBron James

"[Coach K] is successful because he understands his audience and he understands how to adapt. He is a great communicator, he is very passionate about the game and he cares about the guys."

– Kobe Bryant

"Coach K has the same thing that makes all of us players great -- the ability to be confident, but not arrogant. There is not much difference in him than any of us players. In 2006, I was just a year removed from the ACC and I had all the reasons to not like him and now I absolutely love him. He is just such a great guy and a great family man. He is somebody that you can trust and somebody that I'd go to battle with any day."

– Chris Paul

"Coach K just knows the game and he is a great motivator. He holds everybody to a certain standard. Everything is about family and team. I have learned a lot over the past few years while playing for him."

– Kevin Durant

"The amount of respect that he commands and the amount of respect the guys have for him is great. Whether on the college level or the pro level, he is obviously one of the best coaches, so having him here and knowing his knowledge of the game, the way he relates to pro players it makes it easy. It makes it seamless."

– Blake Griffin

"I have so much respect for him as a human being, as a father, as a leader, as a coach, it doesn't get any better than that."

– Jerry Colangelo



## **RECORDS**

---

Career Records	126-129
Season Records	130-132
Game Records	133-134
Freshman Records - Season	135-136
Freshman Records - Game	137-138
Team Records - Season	139-140
Team Records - Game	141-142
Cameron Indoor Records	143-146
100-Point Games	147-148
Overtime Games	149
Opponent Records	150
Yearly Statistics	151-158
Annual Statistics Leaders	159-162
Coaching Records	163
All-Time Player Statistics	164-169
1,000-Point Scorers	170-172





Rebounds

Table with 4 columns: Rk, Name, Years, G, Reb, Avg. Lists top 20 rebounders including Sheldon Williams (1.262), Mike Gminski (1.242), and Christian Laettner (1.149).

Active, Career: Amile Jefferson, 558

Coach K Era, Career: Shelden Williams - 1,262

ACC Play, Career: Shelden Williams - 614

Postseason, Career: Shelden Williams - 254

ACC Tournament, Career: Carl Youmans & Mike Gminski - 118

NCAA Tournament, Career: Christian Laettner - 169

Cameron Indoor Stadium, Career: Shelden Williams - 565

Rebound Average

Table with 4 columns: Rk, Name, Years, G, Reb, Avg. Lists average rebounders including Randy Denton (1.067), Mike Lewis (1.051), and Bernie Janicki (923).

Offensive Rebounds

Table with 4 columns: Rk, Name, Years, G, OReb, Avg. Lists top offensive rebounders including Sheldon Williams (447) and Christian Laettner (374).

Assists

Table with 5 columns: Rk, Name, Years, G, Ast, Avg. Lists top 10 assisters including Bobby Hurley (1,076) and Chris Duhon (819).

Active, Career: Amile Jefferson - 76

Coach K Era, Career: Bobby Hurley - 1,076

ACC Play, Career: Bobby Hurley - 456

Postseason, Career: Bobby Hurley - 203

ACC Tournament, Career: Jason Williams - 60

NCAA Tournament, Career: Bobby Hurley - 145

Cameron Indoor Stadium, Career: Bobby Hurley - 481

Assists Per Game

Table with 5 columns: Rk, Name, Years, G, Ast, Avg. Lists average assisters including Bobby Hurley (1,076) and Jason Williams (644).

Blocked Shots

Table with 5 columns: Rk, Name, Years, G, Blk, Avg. Lists top 10 shot-blockers including Sheldon Williams (422) and Mike Gminski (345).

Active, Career: Amile Jefferson - 62

Coach K Era, Career: Shelden Williams - 422

ACC Play, Career: Shelden Williams - 199

Postseason, Career: Shane Battier - 56

ACC Tournament, Career: Shelden Williams - 33

NCAA Tournament, Career: Shane Battier - 42

Cameron Indoor Stadium, Career: Shelden Williams - 215

Blocked Shots Per Game

Table with 5 columns: Rk, Name, Years, G, Blk, Avg. Lists average shot-blockers including Sheldon Williams (422) and Mike Gminski (345).

Steals

Table with 5 columns: Rk, Name, Years, G, St, Avg. Lists top 10 stealers including Chris Duhon (301) and Shane Battier (266).

Active, Career: Amile Jefferson - 57

Coach K Era, Career: Chris Duhon - 301

ACC Play, Career: Shane Battier - 117

Postseason, Career: Christian Laettner - 63

ACC Tournament, Career: Christian Laettner - 31

NCAA Tournament, Career: Grant Hill - 39

Cameron Indoor Stadium, Career: Chris Duhon - 136

Steals Per Game

Table with 5 columns: Rk, Name, Years, G, St, Avg. Lists average stealers including Jim Spanarkel (253) and Jason Williams (235).

Assist-to-Turnover Ratio

Table with 5 columns: Rk, Name, Years, A, TO, A:TO. Lists ATO ratios including Quinn Cook (2.52:1) and Steve Wojciechowski (2.50:1).

minimum 50 games played and 3.0 assist per game

Turnovers

Table with 5 columns: Rk, Name, Years, TO. Lists top 10 turnover leaders including Bobby Hurley (534) and Jason Williams (424).

Charges Taken

Table with 5 columns: Rk, Name, Years, No. Lists top 6 charge takers including Shane Battier (111) and Billy King (63).

Active Players; ♦ - NCAA Record; ▲ - ACC Record
[#] - ACC All-Time Career Leaders In Parentheses



**Consecutive Free Throws Made**

Rk	Name, Years	No
1.	J.J. Redick (So.), 2003-04 [2]	54
2.	J.J. Redick (Fr.), 2002-03 [5]	43
3.	Jon Scheyer (Fr.), 2007-10 [t-9]	40
4.	Christian Laettner (Sr.), 1991-92 [t-14]	35
5.	Trajan Langdon (Jr.), 1997-98	29
6.	Shane Battier (Sr.), 2000-01	27

**Double-Figure Scoring Games**

Rk	Name, Years	No
1.	Johnny Dawkins, 1983-86	129
	Kyle Singler, 2008-11	129
3.	J.J. Redick, 2003-06	122
4.	Mark Alarie, 1983-86	118
	Christian Laettner, 1989-92	118
6.	Jon Scheyer, 2007-10	114
7.	Mike Gminski, 1977-80	111
	Grant Hill, 1991-94	111
9.	Trajan Langdon, 1995-99	108
10.	Gene Banks, 1978-81	107

**Consecutive Double-Figure Scoring Games**

Rk	Name, Years	No
1.	Jeff Mullins, 12/1/1961-3/21/1964	86
2.	Dick Groat, 1/7/1950-3/8/1952	74
3.	Danny Ferry, 12/3/1989-4/1/1989	68
4.	Johnny Dawkins, 2/26/1983-1/14/1985	51
5.	Christian Laettner, 2/16/1991-3/28/1992	46
6.	Art Heyman, 12/3/60-1/30/1962	40
7.	Mike Gminski, 1/9/1978-2/3/1979	39
8.	Art Heyman, 2/10/1962-3/23/1963	38
	J.J. Redick, 3/20/2005-3/23/2006	38
10.	Mark Alarie, 12/18/1985-3/31/1986	32

**Most 20-20 Games (Points-Rebounds)**

Rk	Name, Years	No
1.	Randy Denton, 1969-71	6
2.	Mike Lewis, 1966-68	4
3.	Art Heyman, 1961-63	3
4.	Carroll Youngkin, 1959-61	1
	Elton Brand, 1998-99	1
	Jahlil Okafor, 2015	1

**Most 20-Point Games**

Rk	Name, Years	No
1.	J.J. Redick, 2003-06 [2]	70
2.	Mike Gminski, 1977-80 [5]	64
3.	Art Heyman, 1961-63 [6]	63
4.	Johnny Dawkins, 1983-86 [7]	60
5.	Jeff Mullins, 1962-64 [8]	56
6.	Dick Groat, 1950-52	54
7.	Bob Verga, 1965-67 [11]	50
8.	Jim Spanarkel, 1976-79	49
	Christian Laettner, 1989-92	49
10.	Jason Williams, 2000-02	47

**Consecutive 20-Point Games**

Rk	Name, Years	No
1.	Dick Groat, 1/29/1951-12/3/1951	18
2.	Art Heyman, 2/16/1961-1/3/1962*	17
3.	J.J. Redick, 12/31/2005-2/22/2006	16
	Bob Verga, 1/14/1967-3/13/1967	16

\* DNP on 2/25/1961

**Most 30-Point Games**

Rk	Name, Years	No
1.	J.J. Redick, 2003-06 [t-7]	20
2.	Art Heyman, 1961-63 [9]	19
3.	Dick Groat, 1950-52	18
4.	Bob Verga, 1965-67	12
5.	Randy Denton, 1969-71	11
6.	Ronnie Mayer, 1954-56	10
	Mike Lewis, 1966-68	10
	Jason Williams, 2000-02	10
9.	Jeff Mullins, 1962-64	9
10.	Tate Armstrong, 1974-77	8

**Consecutive 30-Point Games**

Rk	Name, Years	No
1.	J.J. Redick, 2/4/2006-2/19/2006	5
2.	Dick Groat, 3/2/1951-12/1/1951	3
	Bob Verga, 2/28/1967-3/9/1967	3

**Most 40-Point Games**

Rk	Name, Years	No
1.	Dick Groat, 1950-52	3
	J.J. Redick, 2003-06 [t-7]	3
3.	Tate Armstrong, 1974-77 [t-10]	2
4.	Art Heyman, 1961-63 [t-21]	1
	Jeff Mullins, 1962-64 [t-21]	1
	Bob Verga, 1965-67 [t-21]	1
	Danny Ferry, 1986-89 [t-21]	1

**Most 15-Rebound Games**

Rk	Name, Years	No
1.	Mike Lewis, 1966-68	30
2.	Randy Denton, 1969-71	27
3.	Mike Gminski, 1977-80	17
4.	Bob Fleischer, 1973-75	15
5.	Shelden Williams, 2003-06	14
6.	Art Heyman, 1961-63	13
7.	Carroll Youngkin, 1959-61	12
8.	Jay Buckley, 1962-64	10
	Alan Shaw, 1971-73	10
10.	Jack Marin, 1964-66	9

**Most 20-Rebound Games**

Rk	Name, Years	No
1.	Mike Lewis, 1966-68 [t-5]	8
	Randy Denton, 1969-71 [t-5]	8
3.	Art Heyman, 1961-63	3
4.	Carroll Youngkin, 1959-61	1
	Jack Marin, 1964-66	1
	Cherokee Parks, 1992-95	1
	Elton Brand, 1998-99	1
	Miles Plumlee, 2009-12	1
	Jahlil Okafor, 2015	1

**Most 10-Assist Games**

Rk	Name, Years	No
1.	Bobby Hurlley, 1990-93 [2]	33
2.	Jason Williams, 2000-02 [t-10]	14
3.	Chris Duhon, 2001-04	12
4.	Tommy Amaker, 1984-87	7
	Quin Snyder, 1986-89	7
6.	Dick DeVenzio, 1969-71	5
7.	Quinn Cook, 2012-15	4
8.	Bob Bender, 1978-80	2
	Steve Wojciechowski, 1995-98	2
	William Avery, 1998-99	2
	Nolan Smith, 2008-11	2
	Tyus Jones, 2015	2

**Most 5-Blocked Shots Games**

Rk	Name, Years	No
1.	Shelden Williams, 2003-06	32
2.	Mike Gminski, 1977-80	20
3.	Cherokee Parks, 1992-95	8
4.	Shane Battier, 1999-02	6
5.	Josh McRoberts, 2005-07	5
6.	Antonio Lang, 1991-94	4
	Mason Plumlee, 2010-13	4
8.	Elton Brand, 1998-99	3
	Casey Sanders, 2000-03	3
10.	Grant Hill, 1991-94	2

**Dunks**

Rk	Name, Year	No
1.	Mason Plumlee, 2010-13	217
2.	Robert Brickey, 1987-90	147
3.	Shelden Williams, 2003-06	146
4.	Grant Hill, 1991-94	135
5.	Carlos Boozer, 2000-02	116
6.	Gerald Henderson, 2007-09	108
7.	Cherokee Parks, 1992-95	105
8.	Josh McRoberts, 2005-07	96
9.	Chris Carrawell, 1997-2000	92
10.	Miles Plumlee, 2009-12	89

► - Active Players; ◆ - NCAA Record; ▲ - ACC Record  
[#] - ACC All-Time Career Leaders In Parentheses









Offensive Rebounds

Table with 3 columns: Rk, Name vs. Opponent, Date, Reb. Lists offensive rebound records for various players.

Defensive Rebounds

Table with 3 columns: Rk, Name vs. Opponent, Date, Reb. Lists defensive rebound records for various players.

Assists

Table with 3 columns: Rk, Name vs. Opponent, Date, Ast. Lists assist records for various players.

Active, Game: Matt Jones vs. St. John's, 1/25/2015 - 6
Coach K Era, Game: Bobby Hurley vs. Florida State, 2/24/1993 - 16
ACC Play, Game: Bobby Hurley vs. Florida State, 2/24/1993 - 16
Postseason, Game: Bobby Hurley vs. Maryland, 3/13/1992 - 13
ACC Tournament, Game: Bobby Hurley vs. Maryland, 3/13/1992 - 13
NCAA Tournament, Game: Quinn Snyder vs. SMU, 3/19/1988 - 12
Cameron Indoor Stadium, Game: Bobby Hurley vs. Fla. State, 2/24/1993 - 16
Freshman, Game: Greg Paulus vs. Valparaiso, 12/18/2005 - 15
Sophomore, Game: Kevin Billermer at North Carolina, 3/2/1974 - 14
Junior, Game: Tommy Amaker vs. Miami, 2/19/1986 - 14
Senior, Game: Bobby Hurley vs. Florida State, 2/24/1993 - 16

Minutes Played

Table with 3 columns: Rk, Name vs. Opponent, Date, Min. Lists minutes played records for various players.

Blocked Shots

Table with 3 columns: Rk, Name vs. Opponent, Date, Blk. Lists blocked shot records for various players.

Active, Game: Amile Jefferson vs. North Carolina, 2/18/2015 - 6
Coach K Era, Game: 2x, last by Shelden Williams vs. Maryland, 1/11/2006 - 10
ACC Play, Game: Shelden Williams vs. Maryland, 1/11/2006 - 10
Postseason, Game: Mike Gminski vs. Clemson, 3/11/1994 - 10
ACC Tournament, Game: Cherokee Parks vs. Clemson, 3/11/1994 - 10
NCAA Tournament, Game: Shane Battier vs. Kansas, 3/19/2000 - 8
Cameron Indoor Stadium, Game: Shelden Williams vs. Md., 1/11/2006 - 10
Freshman, Game: Mike Gminski at Davidson, 1/5/1977 - 9
Sophomore, Game: Mike Gminski vs. NC State, 2/15/1978 - 9
Junior, Game: Cherokee Parks vs. Clemson, 3/11/1994 - 10
Senior, Game: Shelden Williams vs. Maryland, 1/11/2006 - 10

Steals

Table with 3 columns: Rk, Name vs. Opponent, Date, St. Lists steal records for various players.

Active, Game: 4x, last by Matt Jones vs. Gonzaga, 3/29/2015 - 3
Coach K Era, Game: 3x, last by Quinn Cook vs. UCLA, 12/19/2014 - 8
ACC Play, Game: Kenny Dennard vs. Maryland, 2/3/1979 - 11
Postseason, Game: Grant Hill vs. California, 3/20/1993 - 8
ACC Tournament, Game: Christian Laettner vs. N. Carolina, 3/15/1992 - 7
NCAA Tournament, Game: Grant Hill vs. California, 3/20/1993 - 8
Cameron Indoor Stadium, Game: Kenny Dennard vs. Maryland, 2/3/1979 - 11
Freshman, Game: Shane Battier vs. Davidson, 11/20/1997 - 7
Sophomore, Game: Kenny Dennard vs. Maryland, 2/3/1979 - 11
Junior, Game: 3x, last by Quinn Cook vs. UCLA, 12/19/2014 - 8
Senior, Game: 5x, last by Chris Duhon vs. Georgia Tech, 3/3/2004 - 7

Fewest Field Goal Attempts (Minimum 20 Points)

Table with 4 columns: Rk, Player vs. Opponent, Date, FGA, Pts. Lists fewest field goal attempts for 20+ points.

Fewest Field Goal Attempts (Minimum 30 Points)

Table with 4 columns: Rk, Player vs. Opponent, Date, FGA, Pts. Lists fewest field goal attempts for 30+ points.

Fewest Field Goal Attempts (Minimum 40 Points)

Table with 4 columns: Rk, Player vs. Opponent, Date, FGA, Pts. Lists fewest field goal attempts for 40+ points.

Highest Points Efficiency (Minimum 30 Points)

Table with 5 columns: Rk, Player vs. Opponent, Date, Pts, Pts, Eff. Lists highest points efficiency for 30+ points.

Points divided by total possible points if hit every shot

Highest Points Efficiency (Minimum 40 Points)

Table with 5 columns: Rk, Player vs. Opponent, Date, Pts, Pts, Eff. Lists highest points efficiency for 40+ points.

Points divided by total possible points if hit every shot

Most Points (100 Pct. Efficiency)

Table with 3 columns: Rk, Player vs. Opponent, Date, Pts. Lists most points with 100% efficiency.

■ - Cameron Indoor Stadium record
▲ - ACC Record
[#] - ACC all-time individual game rank















Team Records - Game

Most Points, Game

Table with 3 columns: Rank, Opponent/Date, Points. Includes records vs. Virginia (136), Harvard (130), Mercer (126), East Carolina (125), Wake Forest (122), Navy (121), Penn State (121), Harvard (121), N.C. Central (121), South Carolina State (120), UCLA (120).

Most Points, Half

Table with 3 columns: Rank, Opponent/Date, Points. Includes records vs. Virginia (72), Harvard (72), Davidson (67), Army (67), Portland (67), N.C. Central (67), Wake Forest (66), Colgate (66), Harvard (65), Virginia (65), Fairfield (65).

Most Points Allowed, Game

Table with 3 columns: Rank, Opponent/Date, Points. Includes records at Wake Forest (122), George Washington (113), N.C. State (113), Michigan (113), Maryland (111).

Most Points Allowed, Half

Table with 3 columns: Rank, Opponent/Date, Points. Includes records at G. Washington (66), Wake Forest (66), Maryland (65), Seton Hall (62), NC State (60), North Carolina (60), Wake Forest (59), Virginia (59), Virginia (59), North Carolina (58).

Fewest Points, Game

Table with 3 columns: Rank, Opponent/Date, Points. Includes records vs. Littleton HS (3), Wake Forest (5), Wake Forest (5), Wake Forest (5), Wake Forest (6).

Fewest Points, Game (since 1955)

Table with 3 columns: Rank, Opponent/Date, Points. Includes records vs. NC State (10), North Carolina (21), Maryland (33), Maryland (36), Clemson (40).

Fewest Points, Half (since 1955)

Table with 3 columns: Rank, Opponent/Date, Points. Includes records vs. NC State (4), NC State (6), North Carolina (7), North Carolina (7), Maryland (10), La Salle (10), Maryland (12), Virginia (13), Virginia (13), Michigan State (14), North Carolina (14).

Fewest Pts. Allowed, Game

Table with 3 columns: Rank, Opponent/Date, Points. Includes records by Guilford (1), Littleton HS (1), Trinity Park (1), Durham YMCA (3), Winston YMCA (3).

Fewest Points Allowed, Game (since 1955)

Table with 3 columns: Rank, Opponent/Date, Points. Includes records vs. NC State (12), North Carolina (20), NC State (34), Bucknell (36), UNC Greensboro (37), Winthrop (37).

Fewest Points Allowed, Half (since 1955)

Table with 3 columns: Rank, Opponent/Date, Points. Includes records vs. North Carolina (0), NC State (2), North Carolina (5), La Salle (6), Wake Forest (8), Army (9), NC State (10), St. John's (10), Clemson (10), Army (11), E. Kentucky (12), Clemson (12), Clemson (13), Seton Hall (13), Virginia Tech (13), Bucknell (14), Penn State (14), Brown (14), Florida State (14).

Longest Holding Opponent Scoreless

Table with 3 columns: Rank, Opponent/Date, Points. Includes record vs. North Carolina (20:48) with note: UNC did not score until 19:11 mark of second half.

Largest Victory Margin

Table with 3 columns: Rank, Opponent/Date, Margin. Includes records vs. Furman (80), Harvard (76), Presbyterian (69), Carson-Newman (66), William & Mary (65), N.C. Central (65), Virginia (64).

Largest Defeat Margin

Table with 3 columns: Rank, Opponent/Date, Margin. Includes records at Washington & Lee (75), Virginia (43), West Virginia (38), Louisville (38), Atlanta AC (37).

Largest Combined Score

Table with 3 columns: Rank, Opponent/Date, Total Points. Includes records at Wake Forest (231), Maryland (225), Michigan (221), Miami (Fla.) (219), Wake Forest (215).

Smallest Combined Score (since 1953)

Table with 3 columns: Rank, Opponent/Date, Total Points. Includes records vs. NC State (22), North Carolina (41), Maryland (76), South Carolina (79), NC State (81).

Halftime Margin

Table with 3 columns: Rank, Opponent/Date, Margin. Includes records vs. Harvard (42), Clemson (42), William & Mary (41), Army (41), Michigan (41), Boston University (39), UNC Greensboro (39), Virginia (38), Presbyterian (38), Army (37), Winthrop (37), Wake Forest (37).

Halftime Deficits

Table with 3 columns: Rank, Opponent/Date, Margin. Includes records vs. Tulane (29), Louisville (27), North Carolina (25), North Carolina (24), North Carolina (24), Miami (23), West Virginia (22), St. Peter's (21), Maryland (21), Wake Forest (21), St. John's (21), North Carolina (20), North Carolina (20).

Highest Point Improvement Between Halves

Table with 4 columns: Team, Date, 1st, 2nd, Diff. Includes records vs. La Salle (42), Virginia (39), N. Carolina (36), N. Carolina (40), NC State (32), N. Carolina (32), Clemson (32).

Best Defensive Improvement Between Halves

Table with 4 columns: Team, Date, 1st, 2nd, Diff. Includes records vs. Tulane (40), NC State (27), W. Forest (25), W. Forest (24), NC State (23), Wake Forest (23).

Best Defensive Improvement (Under Coach K)

Table with 4 columns: Team, Date, 1st, 2nd, Diff. Includes records at N. Carolina (21), Maryland (20), Kentucky (19), N. Carolina (19), NC State (19), Fla. State (18), Ga. Tech (18), W. Forest (18), Va. Tech (18), St. John's (18).

Largest Deficit Overcome to Win Game

Table with 3 columns: Rank, Opponent/Date, Margin. Includes record vs. Tulane (32) with note: Duke trailed 54-22 in 1st Half.

Largest Second Half Deficit Overcome to Win

Table with 3 columns: Rank, Opponent/Date, Margin. Includes records vs. Tulane (31), Navy (21), NC State (20), Clemson (19), North Carolina (17).

Largest Halftime Deficit Overcome to Win

Table with 3 columns: Rank, Opponent/Date, Margin. Includes records vs. Tulane (29), NC State (16), W. Forest (14), Navy (14), N. Carolina (14), Miami (13), Clemson (13), N. Carolina (12), Virginia (12), N. Carolina (12).

Most Field Goals Made

Table with 3 columns: Rank, Opponent/Date, Points. Includes records vs. Virginia (55), Wake Forest (52), Davidson (50), Harvard (50), Mercer (50).

Most Field Goal Attempts

Table with 3 columns: Rank, Opponent/Date, Points. Includes records vs. NC State (102), Washington & Lee (100), West Virginia (100), West Virginia (99), Notre Dame (98).

Highest Field Goal Pct.

Table with 3 columns: Rank, Opponent/Date, Pct. Includes records vs. Johns Hopkins (.745), North Carolina (.739), North Carolina (.717), Virginia (.719), William & Mary (.715), Davidson (.704), Canisius (.695), St. Joseph's (.694), N.C. A&T (.685), Clemson (.679).

Fewest FG Scored (since 1938)

Table with 3 columns: Rank, Opponent/Date, Points. Includes records vs. NC State (2), Mississippi State (7), Army (7), North Carolina (7), North Carolina (7).

Fewest FG Attempts (since 1950)

Table with 3 columns: Rank, Opponent/Date, Points. Includes records vs. NC State (11), North Carolina (21), North Carolina (23), Wake Forest (26), 3x; last at Clemson (32).

RECORDS











**Cameron Indoor Stadium  
Year-by-Year Records**

Year	W	L	Pct.
1940	9	1	.900
1941	6	5	.545
1942	11	0	1.000
1943	8	3	.727
1944	7	8	.467
1945	6	5	.545
1946	10	2	.833
1947	8	3	.727
1948	12	4	.800
1949	7	3	.700
1950	11	2	.846
1951	7	3	.700
1952	11	1	.917
1953	9	2	.818
1954	10	1	.909
1955	9	1	.900
1956	9	1	.900
1957	8	1	.889
1958	9	0	1.000
1959	7	3	.700
1960	5	4	.556
1961	8	0	1.000
1962	11	1	.917
1963	11	0	1.000
1964	10	0	1.000
1965	8	2	.800
1966	10	0	1.000
1967	9	1	.900
1968	9	1	.900
1969	6	4	.600
1970	8	2	.800
1971	8	2	.800
1972	10	2	.833
1973	8	2	.800
1974	7	4	.636
1975	8	4	.667
1976	8	4	.667
1977	6	5	.545
1978	12	0	1.000
1979	10	1	.909
1980	10	2	.833
1981	11	3	.786
1982	8	7	.533
1983	9	7	.563
1984	11	5	.688
1985	12	3	.800
1986	15	0	1.000
1987	14	2	.875
1988	12	2	.857
1989	14	1	.933
1990	13	1	.929
1991	16	0	1.000
1992	13	0	1.000
1993	14	2	.875
1994	14	2	.875
1995	8	6	.571
1996	11	4	.733
1997	15	2	.882
1998	15	0	1.000
1999	14	0	1.000
2000	13	2	.867
2001	13	2	.819
2002	13	0	1.000
2003	15	0	1.000
2004	14	1	.933
2005	14	1	.933
2006	14	1	.933
2007	15	4	.789
2008	15	1	.938
2009	16	1	.941
2010	17	0	1.000
2011	17	0	1.000
2012	13	3	.813
2013	16	0	1.000
2014	17	0	1.000
2015	15	1	.938
<b>Totals</b>	<b>832</b>	<b>154</b>	<b>.844</b>

**Miscellaneous**

**Most Victories**

By Duke	17 in 2010
	17 in 2011
	17 in 2014

**Most Losses**

By Duke	8 in 1944
---------	-----------

**Fewest Losses**

By Duke	0, 18 times; last in 2014 (17-0)
---------	----------------------------------

**Most 100-Point Games**

By Duke	7 in 2001
By Opponents	3 in 1983

**All-Time 100-Point Games**

By Duke	124
By Opponents	6

**50th Anniversary Game**

Jan. 6, 1990	Duke 76, Virginia 68
--------------	----------------------

**75th Anniversary Game**

Jan. 3, 2015	Duke 85, Boston College 62
--------------	----------------------------

**Longest Winning Streak**

Jan. 13, 1997 - Feb. 5, 2000	46 games
Feb. 22, 2009 - Jan. 19, 2012	45 games
Nov. 9, 2012 - Jan. 3, 2015	41 games
Nov. 25, 2001 - Feb. 26, 2004	41 games
Nov. 14, 1990 - Jan. 16, 1993	36 games

**Longest Non-Conference Winning Streak**

Nov. 14, 2000 - Present	116 games
Feb. 2, 1983 - Dec. 2, 1995	95 games

**Milestone Games**

Game 1	Jan. 6, 1940
	Duke 36, Princeton 27
Game 100	Jan. 24, 1948
	Duke 52, Virginia Tech 45
Game 200	Feb. 5, 1957
	Duke 90, Pittsburgh 72
Game 300	Jan. 28, 1967
	Duke 99, N.C. State 60
Game 400	Feb. 25, 1976
	Clemson 90, Duke 89
Game 500	Jan. 11, 1984
	Duke 73, Appalachian State 60
Game 600	Dec. 1, 1990
	Duke 111, Charlotte 94
Game 700	Feb. 2, 1997
	Duke 70, Georgia Tech 61
Game 800	Feb. 8, 2004
	Duke 81, Clemson 55
Game 900	Feb. 4, 2010
	Duke 86, Georgia Tech 67

**Krzyzewskiville**

Though tents popped up from time to time at Duke before the arrival of Mike Krzyzewski in 1980, Krzyzewskiville – named “Tent City” prior to that – came to form as we know it today in 1986 when the popularity of the team soared with its immense success. After its humble beginnings when only a handful of students erected tents in the courtyard area outside of Cameron Indoor Stadium, Krzyzewskiville has grown and is now an integral part of the Duke culture. Today, more than a thousand students camp out for their place in line in order to get the best seats at games, sometimes for as long as 10 weeks.

The increased growth of K-ville has brought on more rules. Currently, there are two games per season designated as “tenting” games, one of which is always the North Carolina contest. At least one person needs to man the tent at all times unless the head line monitor, who is essentially the mayor of K-ville, declares a grace period for weather. Generally, there are 12 people in each tent, which are often adorned with numbers and phrases to differentiate themselves.

Coach K addresses the students prior to each of the designated tenting games, and is known to send pizzas to them for their dedication to the Duke basketball team. Keeping true to its emphasis on schoolwork, Duke officials made sure that wireless internet access is available in K-ville during a recent courtyard renovation so students could handle their academic requirements during the spring semester.

Duke’s “Sixth Man”, better known as the Cameron Crazyes, is among the best cheering sections in all of sports. Their creativity is emulated, but never matched, at other schools around the nation. Largely because of their fervent support, the game experience at Cameron Indoor Stadium has become an event itself and a destination for many die-hard sports fans in the United States.



100-Point Games

Record vs. Opponent in 100-Point Games

Virginia	18-0
Wake Forest	16-2
Clemson	12-0
Davidson	12-0
East Carolina	5-0
Harvard	5-0
Michigan	5-1
Maryland	4-0
N.C. State	4-1
Notre Dame	4-0
Virginia Tech	4-0
William & Mary	4-0
Army	3-0
Charlotte	3-0
Florida State	3-0
Georgia Tech	3-0
Miami [Fla.]	3-0
N.C. A & T	3-0
South Carolina	3-0
South Carolina State	3-0
UNC Greensboro	3-0
West Virginia	3-0
Boston University	2-0
Canisius	2-0
Furman	2-0
Lehigh	2-0
North Carolina	2-1
Northwestern	2-0
Western Carolina	2-0
Albany	1-0
Appalachian State	1-0
Boston College	1-0
Chaminade	1-0
Colgate	1-0
Connecticut	1-0
Cornell	1-0
Drake	1-0
Detroit	1-0
Fairfield	1-0
Florida	1-0
Gardner-Webb	1-0
George Washington	1-0
Johns Hopkins	1-0
Kansas	1-0
Kentucky	1-0
Louisiana Monroe	1-0
Mercer	1-0
Navy	1-0
N.C. Central	1-0
Northeastern	1-0
Penn State	1-0
Pennsylvania	1-0
Presbyterian	1-0
Portland	1-0
Radford	1-0
San Francisco	1-0
Seton Hall	1-0
Southern Illinois	1-0
Stetson	1-0
Tennessee	1-0
The Citadel	1-0
UCLA	1-0
Valparaiso	1-0
VMI	1-0
Washington College	1-0
Western Kentucky	1-0
Western Michigan	1-0
Yale	1-0
<b>TOTAL</b>	<b>176-5</b>

Duke 100-Point Game Facts

Duke 100-Point Game Record:	176-5
Home 100-Point Game Record:	124-1
100-Point Game Record at Cameron Indoor Stadium:	124-1
Away 100-Point Game Record:	33-4
Neutral Site 100-Point Game Record:	19-0
Overtime 100-Point Games:	[6-2] 8
Most Consecutive Wins When Scoring 100:	[12/20/95 - Present] 60 [12/15/51 - 11/30/74] 54
Most Consecutive Losses When Scoring 100:	[Five Times] 1
Most Consecutive 100-Point Games:	3, three times vs. Michigan, N.C. A&T and Davidson in 1999-00 vs. Army, Western Carolina and S.C. State in 1996-97 and vs. Harvard, Canisius and Northwestern in 1989-90
Most Frequent 100-Point Game Opponent:	[last in 2003] Virginia, 18 times
Most 100-Point Games in a Season:	[1964-65] 9
Under Mike Krzyzewski:	[home: 84-0; away: 17-2; neutral: 10-0] 109-2

Opponent 100-Point Games

Score	Opponent	Date	Place
122-109	Wake Forest	1/22/1975	Winston-Salem
113-108	Michigan	12/9/1989	Ann Arbor
113-87	N.C. State	2/20/1974	Raleigh
113-87	G. Washington	12/22/1952	Washington
111-114	Maryland	2/10/1990	College Park
110-104	Wake Forest	2/19/1983	Greensboro
109-66	Virginia	3/11/1983	Atlanta
107-87	UCLA	12/10/1966	Los Angeles
106-78	Wake Forest	12/20/1968	Greensboro
106-78	N.C. State	1/24/1976	Raleigh
105-95	LSU	12/20/1974	Columbia
105-84	Virginia	2/5/1983	Charlottesville
105-81	North Carolina	3/5/1983	Durham
104-82	Virginia	12/8/1973	Charlottesville
104-83	Maryland	2/2/1974	College Park
104-80	Maryland	2/8/1975	Durham
104-95	N.C. State	1/2/1976	Greensboro
104-91	Virginia	12/8/1983	Durham
103-89	Wake Forest	2/14/1961	Winston-Salem
103-82	North Carolina	1/22/1983	Chapel Hill
103-105	Clemson	1/24/1987	Clemson
103-73	UNLV	4/2/1990	Denver
103-96	Arizona	2/24/1991	Tucson
103-104	Kentucky	3/28/1992	Philadelphia
102-80	N.C. State	12/29/1956	Raleigh
102-96	Clemson	1/14/1976	Clemson
102-91	Maryland	2/7/1976	College Park
102-117	Miami	12/10/1988	Coral Gables
102-100	North Carolina	2/2/1995	Durham
101-63	West Virginia	12/12/1958	Morgantown
101-82	Maryland	2/2/1980	College Park
101-90	Maryland	2/21/1983	Durham
101-87	North Carolina	2/11/2009	Durham
100-71	St. Peter's	3/18/1968	New York
100-66	Clemson	2/15/1975	Clemson
100-77	UCLA	2/26/1995	Los Angeles
100-109	Virginia	1/5/2000	Charlottesville

RECORDS

Overtime Games

Date	Opponent	Loc	W/L	Score
2/25/2015	Virginia Tech	A	W	91-86
2/18/2015	North Carolina (15)	H	W	92-90
2/1/2014	Syracuse (2)	A	L	89-91
2/25/2012	Virginia Tech	H	W	70-65
2/3/2012	Miami	H	L	74-78
2/7/2009	Miami	H	W	78-75
12/20/2007	Pittsburgh	N	L	64-65
3/8/2007	N.C. State	N	L	80-85
2/1/2007	Virginia	A	L	66-68
1/6/2007	Virginia Tech	H	L	67-69
2/4/2006	Florida State	H	W	97-96
2/12/2005	Maryland	A	L	92-99
3/14/2004	Maryland	N	L	87-95
2/5/2004	North Carolina	A	W	83-81
2/13/2003	Wake Forest (2)	A	L	80-94
12/18/2001	Kentucky	N	W	95-92
1/27/2001	Maryland	A	W	98-96
2/3/2000	North Carolina	A	W	90-86
1/19/2000	N.C. State	H	W	92-88
1/5/2000	Virginia	A	W	109-100
12/4/1999	DePaul	H	W	84-83
11/11/1999	Stanford	N	L	79-80
1/24/1999	St. John's	A	W	92-88
1/7/1997	Clemson	A	L	82-86
12/5/1996	Florida State	H	W	72-66
2/17/1996	N.C. State	H	W	79-76
2/7/1996	Georgia Tech	A	L	71-73
2/2/1995	North Carolina (2)	H	L	100-102
1/14/1995	Virginia (2)	H	L	88-91
1/24/1993	Florida State	A	L	88-89
1/4/1993	Oklahoma	H	W	88-84
3/28/1992	Kentucky	N	W	104-103
12/14/1991	Michigan	A	W	88-85
2/24/1991	Arizona (2)	A	L	96-103
3/24/1990	Connecticut	N	W	79-78
2/10/1990	Maryland	A	W	114-111
1/24/1990	N.C. State	H	W	85-82
12/9/1989	Michigan	A	L	108-113
2/20/1988	Kansas	A	W	74-70
3/6/1987	N.C. State	N	L	64-71
2/15/1987	Notre Dame	A	L	66-70
1/31/1987	Wake Forest	A	W	62-60
1/24/1987	Clemson	A	W	105-103
1/30/1985	Wake Forest	A	W	76-70
1/17/1985	Wake Forest	H	L	89-91
1/14/1985	Maryland	A	L	76-78
3/9/1984	Georgia Tech	N	W	67-63
3/3/1984	North Carolina (2)	A	L	83-96
2/23/1984	N.C. State	A	W	73-70
2/18/1984	Wake Forest	H	W	79-77
2/24/1982	Clemson (3)	H	W	73-72
2/8/1982	UNC Wilmington	H	W	67-57
11/28/1981	Vanderbilt (2)	H	L	75-76
2/28/1981	North Carolina	H	W	66-65

Date	Opponent	Loc	W/L	Score
2/25/1981	Clemson	A	L	52-54
12/9/1980	Vanderbilt	A	W	72-69
2/20/1980	Clemson	H	W	87-82
1/9/1980	Clemson	A	L	82-87
12/29/1979	Cincinnati	H	W	87-75
12/21/1979	Boston College	N	W	70-64
11/17/1979	Kentucky	N	W	82-76
12/29/1978	Ohio State	N	L	84-90
12/10/1977	Southern Cal	A	L	81-87
2/5/1977	Maryland	H	L	64-65
1/17/1977	Virginia	A	W	82-74
1/12/1977	Clemson	H	L	73-80
12/14/1976	Connecticut	N	W	64-62
3/4/1976	Maryland	N	L	78-80
1/21/1976	Wake Forest	H	W	97-93
1/14/1976	Clemson	A	L	96-102
2/1/1975	Virginia	H	L	85-92
1/3/1975	North Carolina	N	W	99-96
3/2/1974	North Carolina	A	L	92-96
1/3/1973	Virginia	A	L	74-80
2/23/1972	N.C. State	H	W	74-73
12/7/1971	Pennsylvania	H	L	49-50
3/27/1971	St. Bonaventure	N	L	88-92
2/18/1970	Davidson	A	W	79-76
1/7/1970	Wake Forest	H	W	78-72
12/1/1969	Virginia Tech (2)	N	W	66-63
2/19/1969	Davidson	A	L	80-88
3/2/1968	North Carolina (3)	H	W	87-86
1/14/1967	Maryland	A	W	72-69
2/22/1966	Wake Forest	A	L	98-99
12/21/1965	Michigan	N	W	100-93
2/9/1965	N.C. State	H	W	78-67
12/30/1964	Ohio State (2)	A	W	94-89
12/10/1964	Navy	N	W	93-87
1/25/1964	Tennessee (2)	N	W	67-65

Date	Opponent	Loc	W/L	Score
12/11/1963	Vanderbilt	A	L	92-97
2/25/1961	North Carolina	A	L	66-69
1/11/1961	Virginia	A	W	92-90
12/3/1960	Louisiana State	H	W	80-74
3/7/1958	Maryland	N	L	65-71
2/25/1958	Virginia (3)	A	L	68-70
1/11/1958	N.C. State (2)	H	W	76-75
12/28/1957	Wake Forest	N	W	79-75
12/21/1957	Pittsburgh (2)	A	L	84-87
2/2/1957	Navy	A	L	69-71
3/4/1955	Virginia	N	W	90-77
2/19/1953	William & Mary	A	L	82-85
2/12/1953	Wake Forest	A	W	101-99
2/9/1952	Navy	A	W	70-68
1/5/1952	N.C. State	H	L	70-72
1/6/1951	N.C. State	H	L	71-77
2/11/1950	G. Washington (2)	A	L	55-62
12/17/1949	Washington & Lee	A	W	81-67
1/9/1947	NYU	A	L	61-64
2/28/1946	N.C. State	N	W	44-38
1/9/1946	North Carolina	A	W	51-46
1/1/1944	Long Island	A	L	57-59
2/27/1942	North Carolina	H	W	41-40
2/13/1941	Wake Forest	H	W	42-41
2/12/1940	Clemson	H	W	39-37
3/20/1937	N.C. State	H	W	36-33
3/17/1937	VMI	A	L	31-32
2/6/1936	North Carolina	A	W	36-34
3/6/1935	Navy	A	L	38-44
2/20/1932	Maryland	H	L	18-20
2/8/1932	Tennessee	A	L	31-32
1/9/1932	William & Mary	H	W	28-20
2/20/1922	Florida	A	L	26-33
1914	N.C. State	H	W	33-25

Duke Overtime Facts

Duke Overtime Record:	68-55
Home Overtime Record:	29-13
Overtime Record at Cameron Indoor Stadium:	25-12
Away Overtime Record:	24-33
Neutral Site Overtime Record:	15-9
Longest Win Streak:	[12/4/1999 - 12/18/2001] 6
Longest Losing Streak:	[1/24/1993 - 2/7/1996]; [1/6/2007 - 12/20/07] 4
Single Overtime Games:	108
Double Overtime Games:	12
Triple Overtime Games:	3
Most Frequent Overtime Opponent:	[last in 2007] N.C. State, 14 times
Most Overtime Games in a Season:	[1957-58, 1979-80 & 1999-2000] 5
Most Overtime Periods in a Season:	[1957-58] 9
Under Mike Krzyzewski:	[home: 14-4; away: 14-13; neutral: 4-5] 32-22





















2009-10

Table with 16 columns: Player, G, MP, FG-FGA, Pct, FT-FTA, Pct, Reb-Avg, PF-DO, Ast, TO, BS, St, Pts-Avg. Includes player stats for Scheyer, Singler, Smith, Zoubek, Mi. Plumlee, Thomas, Dawkins, Ma. Plumlee, Czym, Kelly, Davidson, Johnson, Peters, Zafirovski, Team, Duke, and Opps.

Record: 35-5; Home: 17-0; Away: 5-5; Neutral: 13-0
Three-Point Field Goals (301-782, .385): Scheyer (110-287, .383), Singler (85-213, .399), Smith (60-153, .392), Dawkins (36-95, .379), Kelly (5-19, .263), Ma. Plumlee (2-8, .250), Mi. Plumlee (1-1, 1.000), Davidson (1-2, .500), Czym (1-4, .250). Dunks (86): Mi. Plumlee 33, Ma. Plumlee 24, Smith 9, Thomas 7, Singler 4, Czym 3, Kelly 2, Zoubek 2, Dawkins 2. Charges Taken (54): Thomas 16, Zoubek 16, Singler 7, Scheyer 6, Kelly 4, Smith 4, Mi. Plumlee 1. Forced Five-Second Calls (3): Smith 2, TEAM 1.

2010-11

Table with 16 columns: Player, G, MP, FG-FGA, Pct, FT-FTA, Pct, Reb-Avg, PF-DO, Ast, TO, BS, St, Pts-Avg. Includes player stats for Smith, Irving, Singler, Curry, Dawkins, Ma. Plumlee, Kelly, Mi. Plumlee, Thornton, Hairston, Zafirovski, Peters, Team, Duke, and Opps.

Record: 32-5; Home: 17-0; Away: 6-4; Neutral: 9-1
Three-Point Field Goals (291-778, .374): Irving (18-39, .462), Curry (64-147, .435), Dawkins (64-150, .427), Smith (57-163, .350), Singler (62-193, .321), Kelly (22-69, .319), Thornton (4-15, .267), Ma. Plumlee (0-2, .000). Dunks (114): Ma. Plumlee 46, Mi. Plumlee 23, Smith 19, Kelly 14, Dawkins 6, Singler 4, Hairston 2. Charges Taken (61): Kelly 19, Singler 18, Thornton 7, Mi. Plumlee 4, Curry 3, Hairston 3, Ma. Plumlee 3, Smith 3, Dawkins 1. Forced Five-Second Calls (3): Smith 2, TEAM 1.

2011-12

Table with 16 columns: Player, G, MP, FG-FGA, Pct, FT-FTA, Pct, Reb-Avg, PF-DO, Ast, TO, BS, St, Pts-Avg. Includes player stats for Rivers, Curry, Kelly, Ma. Plumlee, Dawkins, Mi. Plumlee, Cook, Thornton, Hairston, Gbinije, Zafirovski, Team, Duke, and Opps.

Record: 27-7; Home: 13-3; Away: 8-1; Neutral: 6-3
Three-Point Field Goals (274-739, .371): Kelly (40-98, .408), Gbinije (4-10, .400), Dawkins (67-171, .392), Curry (64-167, .383), Rivers (58-159, .365), Thornton (27-77, .351), Cook (14-56, .250), Hairston (0-1, .000). Dunks (112): Ma. Plumlee 60, Mi. Plumlee 27, Kelly 12, Dawkins 5, Rivers 4, Hairston 2, Gbinije 2. Charges Taken (38): Kelly 14, Thornton 10, Curry 5, Hairston 3, Mi. Plumlee 2, Ma. Plumlee 2, Cook 1, Dawkins 1. Forced Five-Second Calls (2): Cook 1, Rivers 1.

2012-13

Table with 16 columns: Player, G, MP, FG-FGA, Pct, FT-FTA, Pct, Reb-Avg, PF-DO, Ast, TO, BS, St, Pts-Avg. Includes player stats for Curry, Ma. Plumlee, Kelly, Cook, Sulaimon, Jefferson, Thornton, Hairston, Murphy, Zafirovski, Mi. Plumlee, Team, Duke, and Opps.

Record: 30-6; Home: 16-0; Away: 5-4; Neutral: 9-2
Three-Point Field Goals (270-676, .399): Curry (95-217, .438), Kelly (35-83, .422), Cook (55-140, .393), Thornton (31-79, .392), Sulaimon (49-132, .371), Murphy (5-24, .208), Hairston (0-1, .000). Dunks (102): Ma. Plumlee 87, Sulaimon 6, Jefferson 3, Kelly 2, Hairston 2, Murphy 2. Charges Taken (67): Hairston 20, Sulaimon 11, Kelly 9, Thornton 8, Curry 6, Cook 2, Plumlee 2. Forced Five-Second Calls (2): Cook 1, Team 1.

2013-14

Table with 16 columns: Player, G, MP, FG-FGA, Pct, FT-FTA, Pct, Reb-Avg, PF-DO, Ast, TO, BS, St, Pts-Avg. Includes player stats for Parker, Hood, Cook, Sulaimon, Dawkins, Jefferson, Thornton, Jones, Ojeleye, Hairston, Plumlee, Murphy, Pagliuca, Zafirovski, Team, Total, and Opps.

Record: 26-9; Home: 17-0; Away: 4-5; Neutral: 5-4
Three-Point Field Goals (316-801, .395): Ojeleye (4-7, .571), Thornton (27-60, .450), Dawkins (64-152, .421), Hood (17-169, .420), Sulaimon (43-105, .410), Cook (65-175, .371), Parker (38-106, .458), Murphy (1-5, .200), Jones (3-21, .143), Hairston (0-1, .000). Dunks (97): Parker 61, Hood 13, Jefferson 10, Plumlee 7, Hairston 4, Dawkins 2, Sulaimon 1, Jones 1. Charges Taken (27): Thornton 10, Hairston 7, Jefferson 3, Hood 2, Jones 1, Sulaimon 1, Cook 1, Dawkins 1, Parker 1. Forced Five-Second Calls (6): Cook 3, Team 2, Dawkins 1.

2014-15

Table with 16 columns: Player, G, MP, FG-FGA, Pct, FT-FTA, Pct, Reb-Avg, PF-DO, Ast, TO, BS, St, Pts-Avg. Includes player stats for Okafor, Cook, Winslow, T. Jones, Sulaimon, Allen, Ojeleye, Plumlee, Pagliuca, Kelly, Team, Total, and Opps.

Record: 35-4; Home: 15-1; Away: 9-2; Neutral: 11-1
Three-Point Field Goals (316-801, .395): Plumlee (1-1, 1.00), Winslow (46-110, .418), Sulaimon (23-57, .404), Cook (102-258, .395), T. Jones (47-124, .379), M. Jones (41-109, .376), Allen (18-52, .346), Ojeleye (4-16, .250), Pagliuca (1-4, .250). Dunks (124): Okafor 64, Winslow 24, Plumlee 18, Jefferson 10, Allen 5, Sulaimon 2, Ojeleye 1. Charges Taken (32): T. Jones 11, Winslow 8, Jefferson 5, M. Jones 3, Sulaimon 3, Ojeleye 2.

RECORDS



Annual Statistical Leaders

▲ - ACC annual statistical champion in that category

Points

Table listing players and their points from 1929 to 2007. Leaders include Joe Croson (1929-1935), Charles Kunkle (1935), Kenneth Podger (1936), and Jason Williams (2001-2003).

Table listing players and their points from 2008 to 2015. Leaders include DeMarcus Nelson (2008), Gerald Henderson (2009), and Nolan Smith (2011).

Points Per Game

Table listing players and their points per game from 1929 to 2015. Leaders include Joe Croson (1929), Charles Kunkle (1935), and Nolan Smith (2011).

Table listing players and their points from 2000 to 2015. Leaders include Shane Battier (2000), Jason Williams (2001-2003), and J.J. Redick (2004-2006).

Field Goals Made

Table listing players and their field goals made from 1943 to 2005. Leaders include Gordon Carver (1943), William Wright (1944), and J.J. Redick (2006).

Table listing players and their field goals made from 2006 to 2015. Leaders include J.J. Redick (2006), DeMarcus Nelson (2007), and Nolan Smith (2011).

Field Goal Attempts

Table listing players and their field goal attempts from 1949 to 2015. Leaders include Corren Youmans (1949), Dick Groat (1951), and J.J. Redick (2006).

RECORDS





2007	Greg Paulus (So)	94
2008	Kyle Singler (Fr)	104
2009	Kyle Singler (So)	99
2010	Brian Zoubek (Sr)	138
2011	Kyle Singler (Sr)	98
2012	Tyler Thornton (So)	95
2013	Tyler Thornton (Jr)	99
2014	Tyler Thornton (Sr)	102
2015	Justise Winslow (Fr)	108

**Charges Taken**

1984	Dan Meagher (Jr)	22
1985	Dan Meagher (Sr)	25
1986	David Henderson (Sr)	22
1987	Billy King (Jr)	16
1988	Billy King (Sr)	25
1989	Danny Ferry (Sr)	22
1990	Bobby Hurley (Fr)	24
1991	Brian Davis (Jr)	16
1992	Brian Davis (Sr)	9
1993	Bobby Hurley (Sr)	15
1994	Cherokee Parks (Jr)	11
1995	Erik Meek (Sr)	13
1996	Greg Newton (Jr)	16
1997	Carmen Wallace (Sr)	10
	Steve Wojciechowski (Jr)	10
1998	Shane Battier (Fr)	29
1999	Shane Battier (So)	36
2000	Shane Battier (Jr)	20
2001	Shane Battier (Sr)	26
2002	Mike Dunleavy (Jr)	18
2003	Dahntay Jones (Sr)	16
2004	Shavlik Randolph (So)	15
2005	Shavlik Randolph (Jr)	22
2006	J.J. Redick (Sr)	12
2007	Greg Paulus (So)	10
2008	Kyle Singler (Fr)	19
2009	Gerald Henderson (Jr)	20
2010	Lance Thomas (Sr)	16
	Brian Zoubek (Sr)	16
2011	Ryan Kelly (So)	19
2012	Ryan Kelly (Jr)	14
2013	Josh Hairston (Jr)	20
2014	Tyler Thornton (Sr)	10
2015	Tyus Jones (Fr)	11

**Dunks**

1981	Gene Banks (Sr)	18
1982	Allen Williams (Sr)	7
1983	Mark Alarie (Fr)	9
1984	Mark Alarie (So)	48
1985	Johnny Dawkins (Jr)	15
1986	Johnny Dawkins (Sr)	29
	Mark Alarie (Sr)	29
1987	Robert Brickey (Fr)	17
1988	Robert Brickey (So)	34
1989	Robert Brickey (Jr)	56
1990	Robert Brickey (Sr)	40
	Alaa Abdelnaby (Sr)	40
1991	Grant Hill (Fr)	33
1992	Grant Hill (So)	48
1993	Grant Hill (Jr)	32
1994	Cherokee Parks (Jr)	33
1995	Cherokee Parks (Sr)	30
1996	Greg Newton (Jr)	23
1997	Chris Carrawell (Fr)	24
1998	Chris Carrawell (So)	22
1999	Elton Brand (So)	50
2000	Carlos Boozer (Fr)	40
2001	Carlos Boozer (So)	35
2002	Carlos Boozer (Jr)	41
2003	Dahntay Jones (Sr)	35
2004	Shelden Williams (So)	36
2005	Shelden Williams (Jr)	30
2006	Shelden Williams (Sr)	58
2007	Josh McRoberts (So)	42
2008	Gerald Henderson (So)	45
2009	Gerald Henderson (Jr)	42
2010	Miles Plumlee (So)	32
2011	Mason Plumlee (So)	46
2012	Mason Plumlee (Jr)	60

2013	Mason Plumlee (Sr)	87
2014	Jabari Parker (Fr)	61
2015	Jahlil Okafor (Fr)	64

**Forced 5-Second Calls**

1998	Steve Wojciechowski (Sr)	13
1999	William Avery (So)	4
2000	Jason Williams (Fr)	6
2001	Chris Duhon (Fr)	4
2002	Chris Duhon (So)	10
2003	Chris Duhon (Jr)	4
2004	Chris Duhon (Sr)	3
2005	Daniel Ewing (Sr)	2
	Sean Dockery (Jr)	2
	DeMarcus Nelson (Fr)	2
2006	Sean Dockery (Sr)	3
	Greg Paulus (Fr)	3
2007	Greg Paulus (So)	2
	Lance Thomas (Fr)	2
	Jon Scheyer (Fr)	2
2008	Greg Paulus (Jr)	4
2009	Greg Paulus (Sr)	1
	Elliot Williams (Fr)	1
2010	Nolan Smith (Jr)	2
2011	Nolan Smith (Sr)	2
2012	Quinn Cook (Fr)	1
	Austin Rivers (Fr)	1
2013	Quinn Cook (So)	1
2014	Quinn Cook (Jr)	2
2015	Quinn Cook (Sr)	2

RECORDS

## Coaching Records

### Most Victories

Coach	Years	W-L
► Mike Krzyzewski	35	945-251
Eddie Cameron	14	226-99
Vic Bubas	10	213-67
Harold Bradley	9	165-78
Gerry Gerard	8	131-78
Bill Foster	6	113-64
Bucky Waters	4	63-45
J.S. Burbage	2	34-13
Chick Doak	2	30-9
W.W. "Cap" Card	7	30-17

### Highest Winning Percentage

Coach	Years	W-L	Pct.
► Mike Krzyzewski	35	945-251	.790
Chick Doak	2	30-9	.769
Vic Bubas	10	213-67	.761
Jesse S. Burbage	2	34-13	.723
Walter J. Rothensies	1	10-4	.714

### Most Seasons at Duke

Coach	Years
► Mike Krzyzewski	35
Eddie Cameron	14
Vic Bubas	10
Harold Bradley	9
Gerry Gerard	8

### Most Games Coached at Duke

Coach	Years	Games
► Mike Krzyzewski	35	1196
Eddie Cameron	14	325
Vic Bubas	10	280
Harold Bradley	9	245
Gerry Gerard	8	209

### NCAA Tournament Victories

Coach	No.
► Mike Krzyzewski	88-26
Vic Bubas	11-4
Bill Foster	6-3
Harold Bradley	0-1

Note: Mike Krzyzewski's NCAA Tournament victory total is the most in college basketball history

### NCAA Tournament Appearances

Coach	No.
► Mike Krzyzewski	32
Vic Bubas	4
Bill Foster	3
Harold Bradley	1

### ACC Tournament Victories

Coach	W-L
► Mike Krzyzewski	56-20
Vic Bubas	22-6
Bill Foster	8-4
Harold Bradley	6-6
Bucky Waters	1-4

## Duke Head Coaches

No.	Name	Years	Overall			Conference		
			W	L	Pct.	W	L	Pct.
1.	W.W. "Cap" Card	1906-12	30	17	.638	-	-	-
2.	Joseph E. Brinn	1913	11	8	.579	-	-	-
3.	Noble L. Clay	1914-15	22	19	.537	-	-	-
4.	Bob Doak	1916	9	11	.450	-	-	-
5.	Chick Doak	1917-18	30	9	.769	-	-	-
6.	Henry P. Cole	1919	6	5	.545	-	-	-
7.	Walter J. Rothensies	1920	10	4	.714	-	-	-
8.	Floyd Egan	1921	9	6	.600	-	-	-
9.	James Baldwin	1922	6	12	.333	-	-	-
10.	Jesse S. Burbage	1923-24	34	13	.723	-	-	-
11.	George Buchheit	1925-28	25	36	.410	-	-	-
12.	Eddie Cameron	1929-42	226	99	.695	119	56	.680
13.	Gerry Gerard	1943-50	131	78	.627	66	30	.688
14.	Harold Bradley	1951-59	165	78	.679	94	37	.718
15.	Vic Bubas	1960-69	213	67	.761	106	32	.768
16.	Bucky Waters	1970-73	63	45	.583	27	25	.519
17.	Neill McGeachy	1974	10	16	.385	2	10	.167
18.	Bill Foster	1975-80	113	64	.638	31	43	.419
19.	► Mike Krzyzewski	1981-p	945	251	.790	377	152	.713
20.	Pete Gaudet*	1995	4	15	.211	2	13	.133

\* - Mike Krzyzewski coached the first 12 games (9-3) in 1994-95 before leaving the team after back surgery and exhaustion. Pete Gaudet coached the final 19 games (4-15) as interim head coach. Coaching records reflect this situation.

### National Coach of the Year

Coach	Year
Bill Foster	<sup>5</sup> 1978
► Mike Krzyzewski	<sup>1,2,7</sup> 1986
► Mike Krzyzewski	<sup>4</sup> 1989
► Mike Krzyzewski	<sup>5</sup> 1991
► Mike Krzyzewski	<sup>4,6</sup> 1992
► Mike Krzyzewski	<sup>1</sup> 1997
► Mike Krzyzewski	<sup>4,5</sup> 1999
► Mike Krzyzewski	<sup>2</sup> 2000
► Mike Krzyzewski	<sup>8</sup> 2001
► Mike Krzyzewski	<sup>3</sup> 2004

Coach of the Year honors selected by Basketball Times<sup>1</sup>, CBS/Chevrolet<sup>2</sup>, Claire Bee<sup>3</sup>, Naismith<sup>4</sup>, NABC<sup>5</sup>, The Sporting News<sup>6</sup>, UPI<sup>7</sup>, Victor Awards<sup>8</sup>

### ACC Coach of the Year

Coach	Year
Harold Bradley	1959
Vic Bubas	1963
Vic Bubas	1964
Vic Bubas	1966
Bill Foster	1978
► Mike Krzyzewski	1984
► Mike Krzyzewski	1986
► Mike Krzyzewski	1997
► Mike Krzyzewski	1999
► Mike Krzyzewski	2000

► - Active

### All-Time Assistant Coaches

Coach	Years
Tommy Amaker	1989-97
Tony Barone	1973-74
Bob Bender	1984-89
Jay Bilas	1990-92
Mike Brey	1988-95
Hubie Brown	1969-72
Bud Burger	1946-47
Tom Carmody	1966-68
► Jeff Capel	2012-p
Terry Chili	1979-80
Whitt Cobb	1958-59
Chris Collins	2001-13
Tom Connelly	1942
Chuck Daly	1964-69
Johnny Dawkins	1998-08
Mike Dement	1983
Tony Drago	1954-57
Bobby Dwyer	1981-83
Scott Easton	1988
Pete Gaudet	1984-95
Gerry Gerard	1942
Lou Goetz	1975-78
David Henderson	1998-2000
Horace Hendrickson	1950-51
► Nate James	2008-11, 2013-p
Rick Johnson	1981-82
Ray Jones	1977-78
Jim Lewis	1972-76
Neill McGeachy	1973
Tim O'Toole	1996-97
Tom Rogers	1981-87
Jack Schalow	1970-71
► Jon Scheyer	2014-p
Fred Shabel	1958-63
Quin Snyder	1996-99
Steve Steinwedel	1979-80
Chuck Swenson	1981-87
Bucky Waters	1960-65
Bob Wenzel	1975-80
Paul Williamson	1948-49
Steve Wojciechowski	2000-14













**MEDIA GUIDE**

**2015-16 DUKE MEN'S BASKETBALL**

Years	Name	G	MIN	FG	FGA	PCT	3PT	3PA	PCT	FT	FTA	PCT	OR	TR	AVG	AST	TO	PF	ST	BL	PTS	AVG
80-82	Williams, Allen	73	833	85	174	.489	0	0	.000	47	75	.627	0	128	1.8	16	52	107	7	16	217	3.0
09-09	Williams, Elloit	34	563	56	127	.441	9	36	.250	23	46	.500	29	77	2.3	23	29	58	21	1	144	4.2
00-02	Williams, Jason	108	3572	713	1575	.453	313	797	.393	340	507	.671	89	395	3.7	644	424	253	235	14	2079	19.3
03-06	Williams, Sheldon	139	3903	687	1202	.572	4	12	.333	550	796	.691	447	1262	9.1	119	321	432	161	422	1928	13.9
83-86	Williams, Weldon	73	369	52	97	.536	0	0	.000	22	37	.595	0	81	1.1	11	28	54	7	4	126	1.7
62-63	Williamson, Scott	18	0	3	13	.231	0	0	.000	5	6	.833	0	15	0.8	0	0	3	0	0	11	0.6
40-41	Winkin, John	2	0	0	0	.000	0	0	.000	0	0	.000	0	0	0.0	0	0	0	0	0	0	0.0
15-15	Winslow, Justise	39	1135	173	356	.486	46	110	.418	100	156	.641	49	252	6.5	82	71	108	52	34	492	12.6
95-98	Wojciechowski, Steve	128	3263	198	517	.383	141	387	.364	150	205	.732	74	291	2.3	505	202	287	203	0	687	5.4
38-38	Wood, Bob	2	0	0	0	.000	0	0	.000	1	0	.000	0	0	0.0	0	0	0	0	0	1	0.5
44-44	Wright, Bill	26	0	129	0	.000	0	0	.000	38	0	.000	0	0	0.0	0	0	0	0	0	296	11.4
70-72	Yarbrough, Stu	51	0	93	175	.531	0	0	.000	91	125	.728	0	116	2.3	21	0	71	0	0	277	5.4
48-51	York, Scotty	98	0	154	328	.470	0	0	.000	103	83	1.241	0	0	0.0	0	0	96	0	0	411	4.2
47-50	Youmans, Corren	99	0	390	0	.000	0	0	.000	193	0	.000	0	0	0.0	0	0	62	0	0	973	9.8
75-76	Young, Kenny	43	0	79	200	.395	0	0	.000	32	48	.667	0	24	0.6	45	0	70	0	0	190	4.4
59-61	Youngkin, Carroll	81	0	413	765	.540	0	0	.000	328	572	.573	0	829	10.2	0	0	232	0	0	1154	14.2
10-14	Zafirovski, Todd	20	41	2	7	.286	0	0	.000	1	4	.250	1	6	0.3	1	1	6	1	2	5	0.3
38-38	Zavlaris, Pete	11	0	4	0	.000	0	0	.000	1	0	.000	0	0	0.0	0	0	0	0	0	9	0.8
65-66	Zimmer, Bill	9	0	4	16	.250	0	0	.000	8	12	.667	0	6	0.7	0	0	0	0	0	16	1.8
07-10	Zoubek, Brian	133	1670	225	379	.594	0	0	.000	112	184	.609	276	599	4.5	73	130	289	55	86	562	4.2

**RECORDS**

1,000-Point Scorers

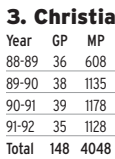
1. J.J. Redick (6-4 • Guard • Roanoke, Va.) 2,769

Year GP MP FG FGA Pct. 3FG 3FGA Pct FT FTA Pct Reb Avg Pts PPG
02-03 33 1013 149 361 .413 95 238 .399 102 111 .919 81 2.5 495 15.0



2. Johnny Dawkins (6-2 • Guard • Washington D.C.) 2,556

Year GP MP FG FGA Pct. 3FG 3FGA Pct FT FTA Pct Reb Avg Pts PPG
82-83 28 1002 207 414 .500 19 54 .352 73 107 .682 115 4.1 506 18.1



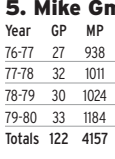
3. Christian Laettner (6-11 • Center • Angola, N.Y.) 2,460

Year GP MP FG FGA Pct. 3FG 3FGA Pct FT FTA Pct Reb Avg Pts PPG
88-89 36 608 115 159 .723 1 1 1.000 88 121 .727 170 4.7 319 8.9




4. Kyle Singler (6-8 • Forward • Medford, Ore.) 2,392

Year GP MP FG FGA Pct. 3FG 3FGA Pct FT FTA Pct Reb Avg Pts PPG
07-08 34 972 159 348 .457 51 150 .340 82 106 .774 198 5.8 451 13.3



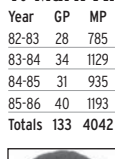
5. Mike Gminski (6-11 • Center • Monroe, Conn.) 2,323

Year GP MP FG FGA Pct. 3FG 3FGA Pct FT FTA Pct Reb Avg Pts PPG
76-77 27 938 175 340 .515 - - -64 91 .703 289 10.7 414 15.3



6. Danny Ferry (6-10 • Forward • Bowie, Md.) 2,155

Year GP MP FG FGA Pct. 3FG 3FGA Pct FT FTA Pct Reb Avg Pts PPG
85-86 40 912 91 198 .460 - - - 54 86 .628 221 5.5 236 5.9



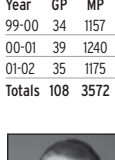
7. Mark Alarie (6-8 • Forward • Scottsdale, Ariz.) 2,136

Year GP MP FG FGA Pct. 3FG 3FGA Pct FT FTA Pct Reb Avg Pts PPG
82-83 28 785 130 263 .494 0 2 .000 104 128 .813 18 -6.5 364 13.0



t8. Gene Banks (6-7 • Forward • Philadelphia, Pa.) 2,079

Year GP MP FG FGA Pct. 3FG 3FGA Pct FT FTA Pct Reb Avg Pts PPG
77-78 34 1135 238 451 .528 - - - 105 146 .719 292 8.6 581 17.1




t8. Jason Williams (6-2 • Guard • Plainfield, N.J.) 2,079

Year GP MP FG FGA Pct. 3FG 3FGA Pct FT FTA Pct Reb Avg Pts PPG
99-00 34 1157 179 427 .419 73 206 .354 61 89 .685 143 4.2 492 14.5



10. Jon Scheyer (6-5 • Guard • Northbrook, Ill.) 2,077

Year GP MP FG FGA Pct. 3FG 3FGA Pct FT FTA Pct Reb Avg Pts PPG
06-07 33 1112 113 284 .398 61 167 .365 115 136 .846 110 3.3 402 12.2




11. Jim Spanarkel (6-5 • Guard • Jersey City, N.J.) 2,012

Year GP MP FG FGA Pct. 3FG 3FGA Pct FT FTA Pct Reb Avg Pts PPG
75-76 23 - 120 219 .548 - - - 67 97 .691 101 4.4 307 13.3



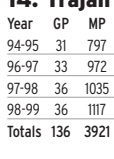
t12. Art Heyman (6-5 • Forward • Rockville Center, N.Y.) 1,984

Year GP MP FG FGA Pct. 3FG 3FGA Pct FT FTA Pct Reb Avg Pts PPG
60-61 25 - 229 448 .469 - - - 171 263 .650 272 10.9 629 25.2




t12. Shane Battier (6-8 • Forward • Birmingham, Mich.) 1,984

Year GP MP FG FGA Pct. 3FG 3FGA Pct FT FTA Pct Reb Avg Pts PPG
97-98 36 887 96 178 .539 4 24 .167 79 108 .731 230 6.4 275 7.6




14. Trajan Langdon (6-3 • Guard • Anchorage, Alaska) 1,974

Year GP MP FG FGA Pct. 3FG 3FGA Pct FT FTA Pct Reb Avg Pts PPG
94-95 31 797 124 274 .453 59 138 .428 44 56 .786 65 2.1 351 11.3




15. Shelden Williams (6-9 • Forward • Forest Park, Okla.) 1,928

Year GP MP FG FGA Pct. 3FG 3FGA Pct FT FTA Pct Reb Avg Pts PPG
02-03 33 633 95 184 .516 0 1 .000 80 128 .625 195 5.9 270 8.2



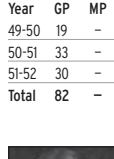
16. Grant Hill (6-2 • Guard/Forward • Reston, Va.) 1,924

Year GP MP FG FGA Pct. 3FG 3FGA Pct FT FTA Pct Reb Avg Pts PPG
90-91 36 887 160 310 .516 1 2 .500 81 133 .609 183 5.1 402 11.2



17. Nolan Smith (6-2 • Guard • Upper Marlboro, Md.) 1,911

Year GP MP FG FGA Pct. 3FG 3FGA Pct FT FTA Pct Reb Avg Pts PPG
07-08 34 500 70 150 .467 22 57 .386 40 52 .769 52 1.5 202 5.9



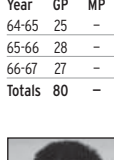
18. Dick Groat (6-0 • Guard • Swissvale, Pa.) 1,886

Year GP MP FG FGA Pct. 3FG 3FGA Pct FT FTA Pct Reb Avg Pts PPG
49-50 19 - 109 255 .427 - - - 57 98 .582 - - 275 14.5




19. Jeff Mullins (6-4 • Forward • Lexington, Ky.) 1,884

Year GP MP FG FGA Pct. 3FG 3FGA Pct FT FTA Pct Reb Avg Pts PPG
61-62 25 - 214 416 .514 - - - 98 138 .710 259 10.4 526 21.2




20. Bob Verga (6-0 • Guard • Sea Girt, N.J.) 1,758

Year GP MP FG FGA Pct. 3FG 3FGA Pct FT FTA Pct Reb Avg Pts PPG
64-65 25 - 229 431 .531 - - - 76 116 .655 84 3.4 534 21.4



21. Bobby Hurley (6-0 • Guard • Jersey City, N.J.) 1,731

Year GP MP FG FGA Pct. 3FG 3FGA Pct FT FTA Pct Reb Avg Pts PPG
89-90 38 1268 92 262 .351 41 115 .357 110 143 .769 68 1.8 335 8.8



22. Randy Denton (6-10 • Center • Raleigh, N.C.) 1,658

Year GP MP FG FGA Pct. 3FG 3FGA Pct FT FTA Pct Reb Avg Pts PPG
68-69 28 - 212 425 .499 - - - 62 102 .608 358 12.8 486 17.4



RECORDS





## **RESULTS**

---

Year-by-Year Record	174-175
All-Time Results	176-187
Series Records	188-196
Duke vs. ACC	196
Duke vs. Conferences	197
Duke Dominance	198

## Year-by-Year Record

Year	Overall W-L	Conference W-L	Conference Tournament Finish	AP Poll	Coaches Poll	Postseason Results	Head Coach	Captains
1905-06	2-3	---	---	---	---	---	W.W. Cap Card	Thad G. Stem
1906-07	4-2	---	---	---	---	---	W.W. Cap Card	Thad G. Stem
1907-08	2-3	---	---	---	---	---	W.W. Cap Card	Bill Lilly
1908-09	8-1	---	---	---	---	---	W.W. Cap Card	Emsley Armfield
1909-10	4-4	---	---	---	---	---	W.W. Cap Card	Paul Kiker
1910-11	4-3	---	---	---	---	---	W.W. Cap Card	Henry G. "Bull" Hedrick
1911-12	6-1	---	---	---	---	---	W.W. Cap Card	Claude Brinn
1912-13	11-8	---	---	---	---	---	Joseph E. Brinn	Claude Brinn
1913-14	12-9	---	---	---	---	---	Noble L. Clay	Beal Siler
1914-15	10-10	---	---	---	---	---	Noble L. Clay	William A. "Shag" Thorne
1915-16	9-11	---	---	---	---	---	Bob Doak	Linville K. "Hip" Martin
1916-17	20-4	---	---	---	---	---	Chick Doak	Linville K. "Hip" Martin
1917-18	10-5	---	---	---	---	---	Chick Doak	Earl Long
1918-19	6-5	---	---	---	---	---	Henry P. Cole	Henry P. Cole (player-coach)
1919-20	10-4	---	---	---	---	---	Walter J. Rothensies	Loyd B. Hathaway
1920-21	9-6	---	---	---	---	---	Floyd Egan	Loyd B. Hathaway
1921-22	6-12	---	---	---	---	---	James Baldwin	Oscar L. Richardson
1922-23	15-7	---	---	---	---	---	Jesse S. Burbage	James Simpson
1923-24	19-6	---	---	---	---	---	Jesse S. Burbage	Everett Spikes
1924-25	4-9	---	---	---	---	---	George Buchheit	Ed Bullock
1925-26	8-12	---	---	---	---	---	George Buchheit	Pete Moss
1926-27	4-10	---	---	---	---	---	George Buchheit	Marshall Butler
1927-28	9-5	---	---	---	---	---	George Buchheit	Doug Kelley
1928-29	12-8	5-4	Finalist	---	---	---	Eddie Cameron	Coke Candler
1929-30	18-2	9-1	Finalist	---	---	---	Eddie Cameron	Bo Farley, Harry Councilor
1930-31	14-7	5-4	Round of Eight	---	---	---	Eddie Cameron	Joe Croson, George Rogers
1931-32	14-11	6-5	Semifinalist	---	---	---	Eddie Cameron	John Shaw
1932-33	17-5	7-3	Finalist	---	---	---	Eddie Cameron	Appointed each game
1933-34	18-6	9-4	Finalist	---	---	---	Eddie Cameron	James Thompson, Herb Thompson, Phil Weaver
1934-35	18-8	10-4	Semifinalist	---	---	---	Eddie Cameron	Sam Bell
1935-36	20-6	4-5	Quarterfinalist	---	---	---	Eddie Cameron	Charles Kunkle
1936-37	15-8	11-6	Quarterfinalist	---	---	---	Eddie Cameron	Ken Podger
1937-38	15-9	9-5	Champion	---	---	---	Eddie Cameron	Fred Edwards, John Hoffman
1938-39	10-12	8-8	Quarterfinalist	---	---	---	Eddie Cameron	Ed Swindell, Bob O'Mara
1939-40	19-7	13-2	Finalist	---	---	---	Eddie Cameron	Bill Parsons
1940-41	14-8	8-4	Champion	---	---	---	Eddie Cameron	Tom Connelly, Glen Price
1941-42	22-2	15-1	Champion	---	---	---	Eddie Cameron	Ray Spuhler
1942-43	20-6	12-1	Finalist	---	---	---	Gerry Gerard	
1943-44	13-13	4-2	Champion	---	---	---	Gerry Gerard	
1944-45	13-9	6-1	Finalist	---	---	---	Gerry Gerard	
1945-46	21-6	12-2	Champion	---	---	---	Gerry Gerard	Ed Koffenberger
1946-47	19-8	10-4	Quarterfinalist	---	---	---	Gerry Gerard	Ed Koffenberger, John Seward
1947-48	17-12	8-6	Finalist	---	---	---	Gerry Gerard	Doug Ausbon
1948-49	13-9	5-7	---	---	---	---	Gerry Gerard	Ben Collins, Dick Gordon
1949-50	15-15	9-7	Finalist	---	---	---	Gerry Gerard	Corren Youmans, Tommy Hughes
1950-51	20-13	13-6	Finalist	---	---	---	Harold Bradley	Scott York
1951-52	24-6	13-3	Finalist	12th	---	---	Harold Bradley	Dick Groat
1952-53	17-8	12-4	Quarterfinalist	---	---	---	Harold Bradley	Bernie Janicki, Rudy D'Emilio, Rudy Lacy
1953-54	21-6	9-1 (1st)	Semifinalist	15th	20th	---	Harold Bradley	Bernie Janicki, Rudy D'Emilio
1954-55	20-8	11-3 (2nd)	Finalist	---	---	NCAA First Rd.	Harold Bradley	Joe Belmont, Ronnie Mayer
1955-56	19-7	10-4 (T3rd)	Semifinalist	17th	18th	---	Harold Bradley	Joe Belmont
1956-57	13-11	8-6 (3rd)	Quarterfinalist	---	---	---	Harold Bradley	
1957-58	18-7	11-3 (1st)	Semifinalist	10th	13th	---	Harold Bradley	Bobby Joe Harris, Jim Newcome
1958-59	13-12	7-7 (T3rd)	Semifinalist	---	---	---	Harold Bradley	Jerry Robertson, Marty Joyce
1959-60	17-11	7-7 (4th)	Champion	18th	15th	NCAA Elite Eight	Vic Bubas	Howard Hurt
1960-61	22-6	10-4 (3rd)	Finalist	10th	9th	---	Vic Bubas	Howard Hurt
1961-62	20-5	11-3 (2nd)	Semifinalist	10th	13th	---	Vic Bubas	Buzz Mewhort, Art Heyman
1962-63	27-3	14-0 (1st)	Champion	2nd	2nd	NCAA Third Place	Vic Bubas	Art Heyman
1963-64	26-5	13-1 (1st)	Champion	3rd	4th	NCAA Finalist	Vic Bubas	Jeff Mullins
1964-65	20-5	11-3 (1st)	Finalist	10th	9th	---	Vic Bubas	Denny Ferguson
1965-66	26-4	12-2 (1st)	Champion	2nd	2nd	NCAA Third Place	Vic Bubas	Steve Vacendak
1966-67	18-9	9-3 (2nd)	Finalist	---	19th	NIT	Vic Bubas	Bob Verga
1967-68	22-6	11-3 (2nd)	Semifinalist	10th	11th	NIT	Vic Bubas	Mike Lewis
1968-69	15-13	8-6 (T3rd)	Finalist	---	---	---	Vic Bubas	Dave Golden, Steve Vandenberg



Year	Overall W-L	ACC W-L	ACC Tournament Finish	AP Poll	Coaches Poll	Postseason Results	Head Coach	Captains
1969-70	17-9	8-6 (4th)	Quarterfinalist	---	---	NIT	Bucky Waters	Larry Saunders
1970-71	20-10	9-5 (3rd)	Quarterfinalist	---	---	NIT Fourth Place	Bucky Waters	Larry Saunders
1971-72	14-12	6-6 (T4th)	Semifinalist	---	---	---	Bucky Waters	Pat Doughty, Gary Melchionni, Alan Shaw
1972-73	12-14	4-8 (T4th)	Quarterfinalist	---	---	---	Bucky Waters	Gary Melchionni, Alan Shaw
1973-74	10-16	2-10 (7th)	Quarterfinalist	---	---	---	Neill McGeachy	Kevin Billerman
1974-75	13-13	2-10 (T6th)	Quarterfinalist	---	---	---	Bill Foster	Kevin Billerman, Bob Fleischer
1975-76	13-14	3-9 (7th)	Quarterfinalist	---	---	---	Bill Foster	Terry Chili, Willie Hodge
1976-77	14-13	2-10 (T6th)	Quarterfinalist	---	---	---	Bill Foster	Tate Armstrong, Mark Crow
1977-78	27-7	8-4 (2nd)	Champion	7th	9th	NCAA Finalist	Bill Foster	Jim Spanarkel
1978-79	22-8	9-3 (T1st)	Finalist	11th	7th	NCAA Second Rd.	Bill Foster	Jim Spanarkel
1979-80	24-9	7-7 (T5th)	Champion	14th	16th	NCAA Elite Eight	Bill Foster	Bob Bender, Mike Gminski
1980-81	17-13	6-8 (T5th)	Quarterfinalist	---	---	NIT	Mike Krzyzewski	Gene Banks, Kenny Dennard
1981-82	10-17	4-10 (T6th)	Quarterfinalist	---	---	---	Mike Krzyzewski	Vince Taylor
1982-83	11-17	3-11 (7th)	Quarterfinalist	---	---	---	Mike Krzyzewski	Tom Emma, Chip Engelland
1983-84	24-10	7-7 (T3rd)	Finalist	14th	14th	NCAA Second Rd.	Mike Krzyzewski	Richard Ford, Doug McNeely
1984-85	23-8	8-6 (T4th)	Semifinalist	10th	12th	NCAA Second Rd.	Mike Krzyzewski	Jay Bryan, Dan Meagher
1985-86	37-3	12-2 (1st)	Champion	1st	1st	NCAA Finalist	Mike Krzyzewski	Johnny Dawkins, David Henderson
1986-87	24-9	9-5 (3rd)	Quarterfinalist	17th	---	NCAA Sweet 16	Mike Krzyzewski	Tommy Amaker
1987-88	28-7	9-5 (3rd)	Champion	5th	5th	NCAA Semifinalist	Mike Krzyzewski	Billy King, Kevin Strickland
1988-89	28-8	9-5 (T2nd)	Finalist	9th	7th	NCAA Semifinalist	Mike Krzyzewski	Danny Ferry, Quin Snyder
1989-90	29-9	9-5 (2nd)	Quarterfinalist	15th	14th	NCAA Finalist	Mike Krzyzewski	Robert Brickey
1990-91	32-7	11-3 (1st)	Finalist	6th	6th	NCAA Champion	Mike Krzyzewski	Clay Buckley, Erik Koubek
1991-92	34-2	14-2 (1st)	Champion	1st	1st	NCAA Champion	Mike Krzyzewski	Brian Davis, Christian Laettner
1992-93	24-8	10-6 (T3rd)	Quarterfinalist	10th	10th	NCAA Second Rd.	Mike Krzyzewski	Thomas Hill, Bobby Hurley
1993-94	28-6	12-4 (1st)	Semifinalist	6th	6th	NCAA Finalist	Mike Krzyzewski	Marty Clark, Grant Hill, Antonio Lang
1994-95	13-18	2-14 (9th)	Quarterfinalist	---	---	---	Mike Krzyzewski, Pete Gaudet*	Kenny Blakeney, Erik Meek, Cherokee Parks
1995-96	18-13	8-8 (T4th)	Quarterfinalist	---	---	NCAA First Rd.	Mike Krzyzewski	Jeff Capel, Chris Collins
1996-97	24-9	12-4 (1st)	Quarterfinalist	8th	8th	NCAA Second Rd.	Mike Krzyzewski	Jeff Capel, Greg Newton, Carmen Wallace
1997-98	32-4	15-1 (1st)	Finalist	3rd	5th	NCAA Elite Eight	Mike Krzyzewski	Trajan Langdon, Roshown McLeod, Steve Wojciechowski
1998-99	37-2	16-0 (1st)	Champion	1st	2nd	NCAA Finalist	Mike Krzyzewski	Trajan Langdon
1999-00	29-5	15-1 (1st)	Champion	1st	4th	NCAA Sweet 16	Mike Krzyzewski	Shane Battier, Chris Carrawell, Nate James
2000-01	35-4	13-3 (T1st)	Champion	1st	1st	NCAA Champion	Mike Krzyzewski	Shane Battier, Nate James, J.D. Simpson
2001-02	31-4	13-3 (2nd)	Champion	1st	1st	NCAA Sweet 16	Mike Krzyzewski	Carlos Boozer, Mike Dunleavy, Jason Williams
2002-03	26-7	11-5 (T2nd)	Champion	7th	9th	NCAA Sweet 16	Mike Krzyzewski	Chris Duhon, Nick Horvath, Dahntay Jones
2003-04	31-6	13-3 (1st)	Finalist	6th	2nd	NCAA Semifinalist	Mike Krzyzewski	Chris Duhon, Daniel Ewing, Nick Horvath
2004-05	27-6	11-5 (3rd)	Champion	3rd	7th	NCAA Sweet 16	Mike Krzyzewski	Daniel Ewing, Reggie Love, J.J. Redick
2005-06	32-4	14-2 (1st)	Champion	1st	7th	NCAA Sweet 16	Mike Krzyzewski	Sean Dockery, Lee Melchionni, J.J. Redick, Shelden Williams
2006-07	22-11	8-8 (T6th)	First Rd.	--	--	NCAA First Rd.	Mike Krzyzewski	Josh McRoberts, DeMarcus Nelson, Greg Paulus
2007-08	28-6	13-3 (2nd)	Semifinalist	9th	16th	NCAA Second Rd.	Mike Krzyzewski	DeMarcus Nelson
2008-09	30-7	11-5 (T2nd)	Champion	6th	11th	NCAA Sweet 16	Mike Krzyzewski	Gerald Henderson, Greg Paulus, Jon Scheyer
2009-10	35-5	13-3 (T1st)	Champion	3rd	1st	NCAA Champion	Mike Krzyzewski	Jon Scheyer, Lance Thomas
2010-11	32-5	13-3 (2nd)	Champion	3rd	7th	NCAA Sweet 16	Mike Krzyzewski	Kyle Singler, Nolan Smith
2011-12	27-7	13-3 (2nd)	Semifinalist	8th	14th	NCAA Second Round	Mike Krzyzewski	Ryan Kelly, Miles Plumlee
2012-13	30-6	14-4 (2nd)	Quarterfinalist	6th	5th	NCAA Elite Eight	Mike Krzyzewski	Seth Curry, Ryan Kelly, Mason Plumlee
2013-14	26-9	13-5 (3rd)	Finalist	8th	16th	NCAA Second Rd.	Mike Krzyzewski	Tyler Thornton, Josh Hairston, Rodney Hood
2014-15	35-4	15-3 (2nd)	Semifinalist	4th	1st	NCAA Champion	Mike Krzyzewski	Quinn Cook, Amile Jefferson

\* - Mike Krzyzewski coached the first 12 games before leaving the team after back surgery and exhaustion. Pete Gaudet coached the final 19 games as interim head coach. Coaching records reflect this situation. Duke moved from the Southern Conference to the Atlantic Coast Conference prior to the 1953-54 season.









1956-57

Record: 13-11 ACC: 8-6 (3rd) Head Coach: Harold Bradley. Table listing season 1956-57 with 26 games and 26 opponents.

1957-58

Record: 18-7 ACC: 11-3 (1st) Head Coach: Harold Bradley. Table listing season 1957-58 with 26 games and 26 opponents.

1958-59

Record: 13-12 ACC: 7-7 (T3rd) Head Coach: Harold Bradley. Table listing season 1958-59 with 26 games and 26 opponents.

Table listing season 1959-60 with 26 games and 26 opponents.

1959-60

Record: 17-11 ACC: 7-7 (4th) Head Coach: Vic Bubas. Table listing season 1959-60 with 26 games and 26 opponents.

1960-61

Record: 22-6 ACC: 10-4 (3rd) Head Coach: Vic Bubas. Table listing season 1960-61 with 26 games and 26 opponents.

1961-62

Record: 20-5 ACC: 11-3 (2nd) Head Coach: Vic Bubas. Table listing season 1961-62 with 26 games and 26 opponents.

1962-63

Record: 27-3 ACC: 14-0 (1st) Head Coach: Vic Bubas. Table listing season 1962-63 with 26 games and 26 opponents.

1963-64

Record: 26-5 ACC: 13-1 (1st) Head Coach: Vic Bubas. Table listing season 1963-64 with 26 games and 26 opponents.

1964-65

Record: 20-5 ACC: 11-3 (1st) Head Coach: Vic Bubas. Table listing season 1964-65 with 26 games and 26 opponents.









1990-91

Record: 32-7 ACC: 11-3 (1st)

Head Coach: Mike Krzyzewski

► NCAA Champions

Table listing 1990-91 season results for Duke, including opponents, scores, and conference games.

\*H - Dodge NIT, Durham, N.C.
N2 - Dodge NIT, New York, N.Y.
\*A - ACC/Big East Challenge, Landover, Md.
N4 - ACC Tournament, Charlotte, N.C.
N5 - NCAA Tournament, Minneapolis, Minn.
N6 - NCAA Tournament, Pontiac, Mich.
N7 - NCAA Final Four, Indianapolis, Ind.

1991-92

Record: 34-2 ACC: 14-2 (1st)

Head Coach: Mike Krzyzewski

► ACC Champions

► NCAA Champions

Table listing 1991-92 season results for Duke, including opponents, scores, and conference games.

Table listing 1992-93 season results for Duke, including opponents, scores, and conference games.

N1 - ACC/Big East Challenge, Greensboro, N.C.
N2 - ACC Tournament, Charlotte, N.C.
N3 - NCAA Tournament, Greensboro, N.C.
N4 - NCAA Tournament, Philadelphia, Pa.
N5 - NCAA Final Four - Minneapolis, Minn.

1992-93

Record: 24-8 ACC: 10-6 (T3rd)

Head Coach: Mike Krzyzewski

Table listing 1992-93 season results for Duke, including opponents, scores, and conference games.

N1 - East Rutherford, N.J.
N2 - Maui Invitational, Lahaina, Hawaii.
N3 - ACC Tournament, Charlotte, N.C.
N4 - NCAA Tournament, Chicago, Ill.

1993-94

Record: 28-6 ACC: 12-4 (1st)

Head Coach: Mike Krzyzewski

► NCAA Final Four

Table listing 1993-94 season results for Duke, including opponents, scores, and conference games.

Table listing 1994-95 season results for Duke, including opponents, scores, and conference games.

1994-95

Record: 13-18 ACC: 2-14 (9th)

Head Coach: Mike Krzyzewski, Pete Gaudet\*

Table listing 1994-95 season results for Duke, including opponents, scores, and conference games.

\*Krzyzewski coached first 12 games before leaving team after back surgery and exhaustion. Gaudet coached final 19 games as interim head coach. Coaching records reflect this situation.

1995-96

Record: 18-13 ACC: 8-8 (T4th)

Head Coach: Mike Krzyzewski

Table listing 1995-96 season results for Duke, including opponents, scores, and conference games.

1996-97

Record: 24-9 ACC: 12-4 (1st)

Head Coach: Mike Krzyzewski

Table listing 1996-97 season results for Duke, including opponents, scores, and conference games.

\*H - Chase Preseason NIT, Durham, N.C.
N1 - Chase Preseason NIT, New York, N.Y.
N2 - ACC Tournament, Greensboro, N.C.
N3 - NCAA Tournament, Charlotte, N.C.























**MEDIA GUIDE**

**2015-16 DUKE MEN'S BASKETBALL**

Table with 4 columns: Date, Opponent, Result, Score. Includes games from 1/18/75 to 1/31/15, such as 1/18/75 A L 56-60, 2/1/75 (OT) H L 85-92, etc.

At Cameron Indoor: Duke leads 51-8  
At University Hall: Duke led 20-19  
At John Paul Jones Arena: Duke leads 4-2  
In ACC Tournament: Duke leads 15-4  
Longest Duke win streak: 22 (2/20/59-2/1/68)  
Longest UVA win streak: 9 (1/23/80-3/11/83)  
Biggest Duke win: 115-69 (1/10/99)  
Biggest Duke loss: 66-109 (3/11/83)  
Duke under Mike Krzyzewski: 53-18

**Virginia Commonwealth**

Series tied 1-1  
■ 3/15/07 N L 77-79  
11/23/12 N W 67-58

**Virginia Military Inst.**

Table with 4 columns: Date, Opponent, Result, Score. Includes games from 1911 to 1/13/53, such as 1911 W 52-17, 1913 A L 10-28, etc.

**Virginia Tech**

Table with 4 columns: Date, Opponent, Result, Score. Includes games from 2/16/12 to 1/6/07 (OT), such as 2/16/12 W 37-32, 1913 H W 23-16, etc.

Table with 4 columns: Date, Opponent, Result, Score. Includes games from 1/24/08 to 2/25/15 (OT), such as 1/24/08 A W 81-64, 1/4/09 H W 69-44, etc.

At Cameron Indoor: Duke leads 18-1  
At Cassell Coliseum: Duke leads 6-2  
In ACC Tournament: Duke leads 2-0  
Longest Duke win streak: 10 (2/7/34-1/24/48)  
Longest VT win streak: 2 (1915-21)  
Biggest Duke win: 107-53 (2/13/54)  
Biggest Duke loss: 71-85 (12/2/66)  
Since Joining the ACC - 2004-05: Duke leads 15-3  
Duke under Mike Krzyzewski: 15-3

**Wagner**

Duke trails 0-1  
1/5/83 H L 77-84

**Wake Forest**

Table with 4 columns: Date, Opponent, Result, Score. Includes games from 3/2/06 to 1/27/40, such as 3/2/06 H L 10-24, 1/28/06 A L 5-15, etc.

Table with 4 columns: Date, Opponent, Result, Score. Includes games from 2/15/40 to 1/6/71, such as 2/15/40 A W 44-35, 1/8/41 H L 35-38, etc.

Table with 4 columns: Date, Opponent, Result, Score. Includes games from 2/10/71 to 1/8/06, such as 2/10/71 H W 83-78, 12/18/71 N W 70-58, etc.

Table with 4 columns: Date, Opponent, Result, Score. Rows include 2/14/06, 3/11/06, 1/18/07, 2/17/08, 1/28/09, 2/22/09, 1/17/10, 1/22/11, 1/19/12, 2/28/12, 1/5/13, 1/30/13, 2/4/14, 3/5/14, 1/7/15, 3/4/15.

At Cameron Indoor: Duke leads 59-16
At Lawrence Joel Coliseum: Duke leads 13-11
In ACC Tournament: Duke leads 14-4
Longest Duke win streak: 19 (1924-37)
Longest WF win streak: 9 (2/13/93-1/11/97)
Biggest Duke win: 113-71 (2/28/67)
Biggest Duke loss: 53-88 (3/5/82)
Duke under Mike Krzyzewski: 46-24

Washington

Table with 4 columns: Date, Opponent, Result, Score. Rows include Duke leads 5-1, 12/4/76, 3/18/84, 1/12/85, 1/3/89, 12/23/89, 12/10/11.

Washington College

Table with 4 columns: Date, Opponent, Result, Score. Row: Duke leads 1-0, 11/29/77.

Washington & Lee

Table with 4 columns: Date, Opponent, Result, Score. Rows include Duke leads 25-16, 1913, 1915, 2/9/16, 1917, 1918, 2/25/19, 1921, 1927, 2/8/28, 1930, 1930, 2/4/32, 2/18/32, 2/2/33, 2/25/33, 1/30/34, 2/5/34, 3/3/34, 2/2/35, 2/8/35, 3/3/35, 2/26/36, 2/8/37, 2/16/37, 2/14/38, 1/9/39, 2/16/39, 2/17/40, 2/11/41, 2/15/41, 2/10/42, 2/14/42, 3/5/42, 2/9/43, 2/4/47, 12/19/47, 1/6/49, 12/17/49, 12/16/50, 2/14/51, 12/9/52.

West Virginia

Table with 4 columns: Date, Opponent, Result, Score. Rows include Duke leads 18-7, 1/13/51, 12/22/51, 3/7/52, 2/3/53, 12/19/53, 12/27/54, 2/5/55, 12/15/56, 12/27/56, 1/27/58, 12/12/58, 12/10/60, 12/18/61, 1/26/63, 12/7/63, 2/6/65, 2/7/66, 2/4/67, 2/12/69, 2/7/70, 1/31/76, 1/29/77, 3/18/89, 3/22/08, 4/3/10.

Western Carolina

Table with 4 columns: Date, Opponent, Result, Score. Rows include Duke leads 3-0, 12/30/93, 12/20/95, 12/30/96.

Western Kentucky

Table with 4 columns: Date, Opponent, Result, Score. Rows include Duke leads 4-0, 12/30/68, 12/26/73, 12/27/75, 11/25/78.

Western Michigan

Table with 4 columns: Date, Opponent, Result, Score. Row: Duke leads 1-0, 12/30/11.

William & Mary

Table with 4 columns: Date, Opponent, Result, Score. Rows include Duke leads 27-3, 1/11/12, 2/5/25, 2/11/25, 1/9/32, 2/28/41, 2/24/44.

Table with 4 columns: Date, Opponent, Result, Score. Rows include 2/23/45, 2/3/47, 2/5/48, 3/3/50, 1/15/51, 2/6/51, 3/2/51, 2/7/52, 2/19/53, 12/12/53, 12/13/69, 2/12/72, 12/2/72, 12/3/73, 2/2/83, 11/30/83, 11/28/84, 11/26/85, 1/5/87, 1/4/88, 1/11/89, 1/22/90, 12/30/91, 1/2/00.

Winthrop

Table with 4 columns: Date, Opponent, Result, Score. Row: Duke leads 1-0, 3/14/02.

Wisconsin

Table with 4 columns: Date, Opponent, Result, Score. Rows include Duke leads 3-1, 11/27/07, 12/2/09, 12/3/14, 4/6/15.

Wofford

Table with 4 columns: Date, Opponent, Result, Score. Rows include Duke leads 6-0, 1913, 1914, 1931, 1/4/35, 1/6/36, 12/31/14.

Wyoming

Table with 4 columns: Date, Opponent, Result, Score. Rows include Duke leads 2-0, 12/29/55, 12/29/60.

Xavier

Table with 4 columns: Date, Opponent, Result, Score. Rows include Duke leads 4-0, 3/14/87, 12/4/93, 3/28/04, 12/20/08.

Yale

Table with 4 columns: Date, Opponent, Result, Score. Rows include Duke leads 3-0, 1/3/36, 12/30/59, 12/29/73.

Duke vs. ACC

Table with 11 columns: Team, W-L, Pct., H, A, N, Indoor, Cameron, Unknown, Last, Streak, Under Coach K. Rows include Atlantic Coast, Boston College, Clemson, Florida State, Georgia Tech, Louisville, Miami, North Carolina, NC State, Notre Dame, Pittsburgh, Syracuse, Virginia, Virginia Tech, Wake Forest, and Totals.

- Chart above reflects Duke's overall record vs. teams currently competing in the Atlantic Coast Conference (does not represent conference only games).
• The Blue Devils have posted an overall record of 590-294 (.667) in ACC regular season games only since the inception of the league in 1953-54.
• Duke posted a 31-10 record vs. South Carolina during its membership in the ACC from 1954-1971 and a 114-63 mark vs. Maryland during its membership (1954-2014)



# Duke Dominance

Duke has dominated college basketball for the last 18 seasons. Among Duke's incredible accomplishments from the 1997-98 through 2014-15 seasons were the 2001, 2010 & 2015 NCAA Championships, five Final Four appearances, five consecutive ACC regular season championships from 1998-2001, 10 ACC Tournament titles, including an unprecedented five consecutive ACC Tournament titles from 1999-2003, five years ranked number one in the final AP poll and a national-high 545 victories, an average of 30.3 per season. The following is a look at Duke compared with several prominent programs during that 18-year period.

Team	Overall Victories	20-Win Seasons	30-Win Seasons	Regular Season League Titles	League Tmt. Titles	NCAA Titles	Ntl. Players of the Year	Final AP No. 1 Ranking	Final Fours	Consensus First Team All-Americans	Academic All-Americans	Top 10 Final RPI	NBA Lotto Picks
►Duke	545	7	11	7	10	3	6 <sup>1</sup>	6 <sup>2</sup>	5	11 <sup>3</sup>	7	18	15
Kansas	523	9	9	14	8	1	4	--	4	7	3	12	15
Kentucky	493	12	5	10	8	2	1	3	5	3	--	11	14
Gonzaga	492	16	2	15	13	--	1	--	--	3	2	4	2
North Carolina	465	12	6	7	3	2	2	2	5	5	4	10	10
Syracuse	464	13	4	4	2	1	--	--	2	2	1	3	7
Michigan State	462	12	3	6	4	1	1	--	7	2	3	6	1
Connecticut	457	8	7	7	5	4	1	--	5	5	--	6	12
Florida	454	14	3	6	4	2	--	1	4	--	4	6	6
Arizona	442	11	5	7	2	--	--	--	1	3	--	8	10
Wisconsin	441	12	4	4	3	--	1	--	3	2	--	3	2
Memphis	440	12	5	6	6	--	--	--	1	1	--	4	4
Ohio State	432	12	3	6	5	--	1	4	3	5	3	5	10
Louisville	427	8	5	3	5	1	--	2	3	1	2	4	2
Butler	425	13	2	9	6	--	--	--	2	--	10	1	1
Xavier	421	16	1	8	4	--	1	--	--	1	1	1	1
Texas	412	14	2	3	--	--	2	--	1	4	1	5	10
Cincinnati	412	13	1	6	3	--	1	--	--	2	--	3	3
Pittsburgh	411	12	2	4	2	--	--	--	--	1	--	5	1
Illinois	409	14	1	5	2	--	--	1	1	1	--	2	2
Stanford	409	9	3	4	1	--	--	1	1	2	4	3	3
Maryland	405	11	1	2	1	1	--	--	2	1	--	2	3
UCLA	399	13	3	4	8	--	--	--	3	2	--	4	6
Oklahoma	398	12	2	1	3	--	1	--	1	1	1	3	3
Oklahoma State	393	13	1	1	2	--	--	--	1	--	--	2	2
Tennessee	384	11	1	3	--	--	--	--	--	--	--	2	1
Notre Dame	381	11	1	1	1	--	--	--	--	3	4	3	1
Tulsa	373	10	1	3	2	--	--	--	--	--	1	--	2
Temple	373	11	--	6	5	--	--	--	--	--	--	1	--
Utah	361	9	1	6	3	--	1	--	1	2	2	--	3
NC State	352	11	--	--	--	--	--	--	--	--	--	--	1
West Virginia	352	8	1	--	1	--	--	--	1	--	6	1	3
Indiana	345	11	--	2	--	--	--	--	1	2	2	2	5
Michigan	336	9	1	1	1	--	1	--	1	1	1	1	4
Virginia	328	4	2	3	1	--	--	--	--	--	--	2	--
Wake Forest	325	7	--	1	--	--	--	--	--	2	1	1	2
Florida State	322	7	--	--	1	--	--	--	--	--	--	--	1
Boston College	314	9	--	2	1	--	--	--	--	--	--	2	--
Fresno State	313	8	--	2	1	--	--	--	--	--	--	--	3
Georgia Tech	292	4	--	--	--	--	--	--	1	--	1	1	4

<sup>1</sup> Duke's Elton Brand was the unanimous National Player of the Year in 1999. Shane Battier was the consensus National Player of the Year in 2001, but he shared the award with Blue Devil teammate Jason Williams (NABC). Duke was the first program in college history to have two National Player of the Year honorees from the same team in the same season. Williams was the consensus winner in 2002. J.J. Redick won or shared all of the major Player of the Year awards in 2006. Of a possible 84 National Player of the Year honors awarded by the Associated Press, U.S. Basketball Writers Association, Wooden Award, Naismith Award, Rupp Award and the National Association of Basketball Coaches the past 14 seasons, Duke players have collected 28 of them. Duke has had four Player of the Year winners in the past 11 seasons.

<sup>2</sup> Duke finished number one in the final AP poll in four consecutive seasons from 1999-2002, becoming the first college program in history to accomplish that feat. Since the 1997-98 season, Duke has been ranked No. 1 in the nation 72 weeks, 35 more than the next closest team. Duke has reached No. 1 in 11 of the past 18 seasons.

<sup>3</sup> Duke's 11 consensus first team All-Americans from 1998-2015 are the most by any program in the nation. Elton Brand (1999), Chris Carrarwell (2000), Shane Battier (2001), Jason Williams (2001, 2002), J.J. Redick (2005, 2006), Shelden Williams (2006), Nolan Smith (2011), Jabari Parker (2014) and Jahliil Okafor (2015) were the Blue Devils' first team All-America honorees during that time.



# TV/RADIO CHART



**2**

**CHASE JETER**

F/C • FR-HS • 6-10 • 240  
Las Vegas, Nev.



**3**

**GRAYSON ALLEN**

G • SO-1L • 6-5 • 205  
Jacksonville, Fla.



**5**

**LUKE KENNARD**

G • FR-HS • 6-5 • 180  
Franklin, Ohio



**12**

**DERRYCK THORNTON**

G • FR-HS • 6-2 • 175  
Chatsworth, Calif.



**13**

**MATT JONES**

G • JR-2L • 6-5 • 200  
DeSoto, Texas



**14**

**BRANDON INGRAM**

G/F • FR-HS • 6-9 • 190  
Kinston, N.C.



**21**

**AMILE JEFFERSON**

F • SR-3L • 6-9 • 225  
Philadelphia, Pa.



**30**

**ANTONIO VRANKOVIC**

C • FR-HS • 7-0 • 270  
Delray Beach, Fla.



**34**

**SEAN OBI**

F • SO-1L • 6-9 • 265  
Kaduna, Nigeria



**40**

**MARSHALL PLUMLEE**


C • GR-4L • 7-0 • 250  
Warsaw, Ind.



**45**

**NICK PAGLIUCA**


G • JR-2L • 6-3 • 195  
Weston, Mass.



**50**

**JUSTIN ROBINSON**


F • FR-HS • 6-8 • 190  
San Antonio, Texas



**53**

**BRENNAN BESSER**

G • FR-HS • 6-5 • 180  
Chicago, Ill.



**K**

**MIKE KRZYZEWSKI**

Head Coach  
36th season at Duke

## PRONUNCIATIONS

**AMILE** Jefferson a-meel  
Mike **KRZYZEWSKI** Sha-shef-skee  
Sean **OBI** 0-bee  
Nick **PAGLIUCA** PAL-lee-you-kah  
Antonio **VRANKOVIC** Vranko-vich



# 2015-16 SCHEDULE

SAT.	OCT. 17	COUNTDOWN TO CRAZINESS	BDN+	7:00
FRI.	OCT. 30	FLORIDA SOUTHERN (EXHIBITION)	BDN+	7:00
WED.	NOV. 4	LIVINGSTONE (EXHIBITION)	BDN+	7:00

## 2K CLASSIC BENEFITING WOUNDED WARRIOR PROJECT

FRI.	NOV. 13	SIENA	ESPNU	7:00
SAT.	NOV. 14	BRYANT	ESPN3	TBD

State Farm Champions Classic				
Tue.	Nov. 17	vs. Kentucky &	ESPN	7:30

2K CLASSIC Benefiting Wounded Warrior Project				
Fri.	Nov. 20	vs. Virginia Commonwealth ^	ESPN2	7:30
Sun.	Nov. 22	vs. Georgetown/Wisconsin ^	ESPN	TBD

WED.	NOV. 25	YALE	ESPNU	7:00
SUN.	NOV. 29	UTAH STATE	ESPNU	12:30

## ACC/BIG TEN CHALLENGE PRESENTED BY DICK'S SPORTING GOODS

WED.	DEC. 2	INDIANA	ESPN	9:15
------	--------	---------	------	------

SAT.	DEC. 5	BUFFALO	ESPN2	5:15
------	--------	---------	-------	------

TUE.	DEC. 15	GEORGIA SOUTHERN	ESPN2	7:00
------	---------	------------------	-------	------

Sat.	Dec. 19	vs. Utah ^	ESPN	12:00
------	---------	------------	------	-------

MON.	DEC. 28	ELON	ESPNU	8:00
------	---------	------	-------	------

WED.	DEC. 30	LONG BEACH STATE	RSN	4:00
------	---------	------------------	-----	------

Sat.	Jan. 2	at Boston College *	TBD	TBD
------	--------	---------------------	-----	-----

Wed.	Jan. 6	at Wake Forest *	ESPNU	7:00
------	--------	------------------	-------	------

SAT.	JAN. 9	VIRGINIA TECH *	TBD	12:00
------	--------	-----------------	-----	-------

Wed.	Jan. 13	at Clemson *	ESPN2	7:00
------	---------	--------------	-------	------

SAT.	JAN. 16	NOTRE DAME *	ESPN	2:00
------	---------	--------------	------	------

MON.	JAN. 18	SYRACUSE *	ESPN	7:00
------	---------	------------	------	------

Sat.	Jan. 23	at NC State *	CBS	2:00
------	---------	---------------	-----	------

Mon.	Jan. 25	at Miami *	ESPN	7:00
------	---------	------------	------	------

Tue.	Feb. 2	at Georgia Tech *	ESPNU	9:00
------	--------	-------------------	-------	------

SAT.	FEB. 6	NC STATE *	ESPN	2:00/7:00
------	--------	------------	------	-----------

MON.	FEB. 8	LOUISVILLE *	ESPN	7:00
------	--------	--------------	------	------

SAT.	FEB. 13	VIRGINIA *	ESPN	4:00/9:00
------	---------	------------	------	-----------

Wed.	Feb. 17	at North Carolina *	ESPN/ACCN	9:00
------	---------	---------------------	-----------	------

Sat.	Feb. 20	at Louisville *	ESPN	12:00
------	---------	-----------------	------	-------

THU.	FEB. 25	FLORIDA STATE *	ESPN	7:00
------	---------	-----------------	------	------

Sun.	Feb. 28	at Pittsburgh *	CBS	2:00
------	---------	-----------------	-----	------

TUE.	MAR. 1	WAKE FOREST *	TBD	8:00
------	--------	---------------	-----	------

SAT.	MAR. 5	NORTH CAROLINA *	ESPN	7:00/9:00
------	--------	------------------	------	-----------

ACC Tournament				
Tues.-Sat.	Mar. 8-12	ACC Tournament #	ESPN/ACCN	TBD

& United Center-Chicago, Ill.; ^ Madison Square Garden-New York N.Y.; # Verizon Center-Washington, D.C.;

\* Denotes ACC contest; All Game times are Eastern Time Zone; Home games in **BOLD ALL CAPS**;

RSN - Regional Sports Network; ACCN - ACC Network.

