

DUKE



Amile
JEFFERSON

Matt
JONES

Grayson
ALLEN

2016 -17 MEN'S BASKETBALL



COACH

K

BY THE NUMBERS

- 1,043** Career coaching wins (most in NCAA history)
- 970** Coaching victories at Duke
- 562** Weeks ranked in the AP top 25
- 486** Weeks ranked in the AP top 10
- 445** ACC coaching victories (most in league history)
- 200** Consecutive weeks ranked in AP top 25 from 1997-2007 (second-longest in NCAA history)
- 109** Weeks ranked No. 1 in AP poll
- 98** Percent graduation rate among players who have completed four years of eligibility
- 90** NCAA Tournament wins (most in NCAA history)
- 45** All-America selections (31 different honorees)
- 32** NCAA Tournament appearances (21 consecutive bids)
- 32** First-round NBA Draft picks (most among active coaches)
- 21** NBA Lottery selections (most in draft history)
- 14** Seasons with 30 or more wins (NCAA record for a coach)
- 13** ACC Tournament championships
- 12** Final Four appearances (tied for most all-time)
- 10** Consecutive seasons finishing in AP top 10 from 1997-2006 (second-longest streak in NCAA history)
- 7** National Players of the Year (nine honors – NCAA record for a coach)
- 6** National Defensive Players of the Year (nine honors – NCAA record for a coach)
- 6** Gold medals as head coach of the U.S. Men's Senior National Team
- 5** NCAA Championships
- 1** Coach K



Directory

2016-17 Preview

2016-17 Quick Facts	1
Media Information	2-3
Opponent SID Contacts	4
Duke Basketball Notebook	5-7
2016-17 Roster	8

Players

Amile Jefferson	10-12
Matt Jones	13-15
Nick Pagliuca	16-17
Grayson Allen	18-20
Sean Obi	21-22
Brennan Besser	23
Chase Jeter	24-25
Luke Kennard	26-27
Antonio Vrankovic	28-29
Justin Robinson	30
Marques Bolden	31
Javin DeLaurier	32
Harry Giles	33
Frank Jackson	34
Jayson Tatum	35
Jack White	36

Coaches and Staff

Mike Krzyzewski	38-51
Jeff Capel	52-53
Nate James	54-55
Jon Scheyer	56-57
Basketball Support Staff	57-60
Duke Basketball Legacy Fund	61-62
Duke Basketball Endowed Scholarships	63
Kevin White	64-65
Senior Administration	66

2015-16 In Review

Results	68
Statistics	69
Highs and Lows	70
Box Scores	71-76
ACC Individual Stats	77
ACC Team Stats	78

Tradition

The Duke Tradition	80
Individual Honors	81-84
NCAA Tournament Results	85-86
NCAA Tournament Breakdown	87
NCAA Tournament Records	88-89
1991 NCAA Champions	90
1992 NCAA Champions	91
2001 NCAA Champions	92
2010 NCAA Champions	93
2015 NCAA Champions	94
ACC Tournament Results	95-96
ACC Tournament Records	97-98
In-Season Tournament Results	99-100
In the Polls	101-107
Retired Jerseys	108-114
All-Time Jersey Numbers	115
Lettermen	116-117
Duke in the NBA	118-120
International Hoops	121-122

Records

Career Records	124-127
Season Records	128-130
Game Records	131-132
Freshman Season Records	133-134
Freshman Game Records	135-136
Team Records - Season	137-138
Team Records - Game	139-140
Cameron Indoor Records	141-144
100-Point Games	145-146
Overtime Games	147
Opponent Records	148
Yearly Statistics	149-156
Annual Statistical Leaders	157-160
Coaching Records	161
All-Time Player Career Statistics	162-167
1,000-Point Scorers	168-170

Results

Year-by-Year Record	172-173
All-Time Results	174-185
Series Records	186-194
Duke vs. ACC	194
Duke vs. Conferences	195
Duke Dominance	196

Duke Quick Facts

Location	Durham, N.C.
Founded	1838 as Trinity College
Enrollment	6,485
Nickname	Blue Devils
Colors	Duke Blue & White
Conference	Atlantic Coast (ACC)
Arena	Cameron Indoor Stadium
Court	Coach K Court
Arena Capacity	9,314
President	Dr. Richard H. Brodhead (Yale '68)
Vice President/Director of Athletics	Kevin White (St. Joseph's College '72)

Basketball Staff

Head Coach	Mike Krzyzewski (Army '69)
Overall Record	1,043-321 (41 years)
Duke Record	970-262 (36 years)
Associate Head Coach	Jeff Capel (Duke '97)
Assistant Coach	Nate James (Duke '01)
Assistant Coach	Jon Scheyer (Duke '10)
Dir. of Operations	David Bradley (Duke '04)
Campus Relations Coord.	Kenny King (Duke '00)
Strength Coach	Will Stephens (NC Central '87)
Director of IT	Kevin Cullen (Duke '07)
Athletic Trainer	Jose Fonseca (Penn State '97)
Executive Asst. to Mike Krzyzewski	Gerry Brown
Administrative Assistant	Laura Ann Howard
Basketball Office Phone	(919) 613-7500

Team Information

2015-16 Overall Record	25-11
2015-16 ACC Record	11-7 (T-5th)
Final Regular Season Ranking (AP)	19
Lettermen Returning	10
	Grayson Allen, Brennan Besser, Amile Jefferson, Chase Jeter, Matt Jones, Luke Kennard, Sean Obi, Nick Pagliuca, Justin Robinson, Antonio Vrankovic
Lettermen Lost	3
	Brandon Ingram, Marshall Plumlee, Derryck Thornton
Starters Returning	3
	Grayson Allen, Amile Jefferson, Matt Jones
Starters Lost	2
	Brandon Ingram, Marshall Plumlee
Newcomers	6
	Marques Bolden, Javin DeLaurier, Harry Giles, Frank Jackson, Jayson Tatum, Jack White

Program History

First Year	1905-06
All-Time Record	2,087-864
NCAA Championships	5 (last 2015)
ACC Championships	19 (last 2011)
NCAA Tournament Appearances	40 (last 2016)
NIT Appearances	4 (last 1981)

Duke Basketball Media Guide Credits

The 2016-17 Duke Men's Basketball Media Guide is a publication of the Duke University Sports Information Department.

Managing Editors

Cory Walton, Jon Jackson

Associate Editors

Brad Amersbach, Jean Brooks

Contributors

David Bradley, Coach K's Little Blue Book by Barry Jacobs, Art Chase, Mike Cragg, Rachel Curtis, J.D. Hamilton, Bob Harris, Barry Jacobs, Kenny King, Mickie Krzyzewski, Johnny Moore, Brian Morrison, John Roth, Curtis Snyder and Mike Sobb

Photography

Duke Athletics, Duke Photography

Printing

Telepathic Graphics; Raleigh, N.C.

Media Information

Media Credentials

- Media representatives should direct all requests to **Cory Walton**, Senior Associate Sports Information Director.
- Due to the limited number of seats available on press row, priority is given to daily newspapers, major magazines and electronic media in the geographic areas of the competing teams. Internet sites, other than the official sites of the two participating teams, requesting credentials should contact the Duke Sports Information Department regarding its policy.
- Duke reserves the right to refuse any credential request deemed not to be in the best interest of the University.

Photo Credentials

- Due to limited space on the baseline and the inability to create a double row for photographers, virtually no freelance photographers are allowed to shoot during the season.
- There are permanent strobe lights in Cameron Indoor Stadium, thus installation by any other media agency is very limited.

Radio Credentials

- Passes for non-broadcasting radio stations will be allotted on a first-come, first-serve basis and will be limited to stations with full-time sports directors.
- If a radio network is requesting a stringer to cover the game, the request needs to be made by the network, not the individual.
- Radio spotters and statisticians are available for a fee, but the Duke Sports Information Department must be notified at least 10 days in advance.
- Radio stringers who are requesting live, cell phone interviews following a game need to contact **Cory Walton**, Senior Associate Sports Information Director. These requests will be handled if a player has completed interviews in the open locker room with the media in attendance. If a radio stringer goes directly to a player or a coach, he or she may be asked to leave the locker room area.

Parking

- Media parking at Cameron Indoor Stadium is available on a limited basis. Requests for parking should be made well in advance of game day.
- The media parking lot is located in the Blue Zone off Wannamaker Drive. Visiting media should access the media parking lot off Duke University Road.

Media Will Call/Media Entrance

- The media will call/media entrance is located on the North side of Cameron Indoor Stadium (Krzyzewskiville / Morton Plaza). All media should enter the building at the media entrance.
- Media will call opens two hours prior to the scheduled tip-off time.

Locker Room Policy

- The Duke locker room operates under an equal access policy designed for easy coverage of the basketball program.
- For both home and road games, the Duke locker room will be open to working media after an approximate 10-minute "cooling off" period. At least one full-time staff member of the Duke Sports Information Department will be present at all times to help with any requests.
- **Mike Krzyzewski** will address the media following each game at a specified location. At home, the postgame press conference will take place in the Bill Brill Media Room located in the northeast corner of Cameron Indoor Stadium.
- Still photography is not permitted in the Duke locker room unless approved in advance by **Cory Walton**, Senior Associate Sports Information Director.

Interview Procedures

- **Student-Athletes** - All interviews with Duke basketball student-athletes must be arranged through the Sports Information Office. Please contact **Cory Walton**, Senior Associate Sports Information Director, for Duke player requests.
- Interview requests must be made at least one day in advance.
- There will be no interviews on the day of a game. There are no exceptions to this rule for any purpose, including national television broadcasts.
- **Coaches** - All interviews with Duke head coach **Mike Krzyzewski** can be arranged through **Jon Jackson**, Senior Associate AD/External Affairs. However, it is strongly recommended that media utilize the Atlantic Coast Conference's weekly teleconference.
- Requests for interviews with assistant coaches or basketball staff also should be arranged through **Cory Walton**.

Practice Coverage

- Most Duke practices are closed to all outside parties. Media members can contact **Cory Walton**, Senior Associate Sports Information Director, about attending a specific practice session.

Live Video Streaming Applications

- The use of live video streaming applications, such as Periscope and Meerkat, is not permitted at Duke basketball media functions, including press conferences, student-athlete media availability and open locker room sessions.
- During live game action, use of such applications are in violation of the ACC multimedia guidelines and is thus strictly prohibited.
- Please contact **Cory Walton**, Senior Associate Sports Information Director, with questions regarding this policy.

Media Releases/Game Notes

- General Duke basketball releases, as well as game notes, will be emailed to a media distribution list and posted to GoDuke.com, the official website for Duke Athletics.
- To join the distribution list, send an email to **Cory Walton** at cwalton@duaa.duke.edu or call (919) 668-1712.
- Game notes will be available at least one day prior to each game.

Radio Information

- The radio broadcast booths are located on the east side of the stadium and are suspended from the ceiling.
- Access to the booths is through section six off the upper concourse.
- Three phone lines, an ISDN line, and a dry pair to the press interview area are accessible to the visiting radio network as designated by that school's sports information office.
- Verification of your network or the need for additional lines must be ordered directly from Associate Director of Game Operations **Ryan Cakerice** at (919) 613-5752.
- Space is guaranteed for only one broadcast crew from a visiting school. Student stations will generally not be permitted to broadcast due to space limitations. Requests for additional broadcast crews need to be made through the visiting SID office.

Telephones

- Courtesy telephones are available only for media use in the Bill Brill Media Room located in the northeast corner of Cameron Indoor Stadium during all Duke home basketball games.
- There are also both ethernet and wireless connections available for writers and photographers at each home game.
- Courtside phones are available on an extremely limited basis due to line restrictions and safety. Please contact **Cory Walton** prior to ordering any phone lines from the Duke OIT.
- The main press row phone number at Cameron Indoor Stadium is (919) 684-6186.

NBA Scouts

- NBA scouts may request tickets to Duke home basketball games. Requests for tickets should be made in advance via email on team letterhead and directed to **Elinor Hurt** in the Duke Athletic Ticket Office.
- Scouts will be charged for the tickets. Since seating is very limited in Cameron Indoor Stadium, these requests are handled on a first-come, first-serve basis.
- Tickets will be left at media will call on the north side of Cameron Indoor Stadium unless the team and the Duke Sports Information Office make other arrangements.

Media Information

GoDuke.com

- Duke fans and media can access unparalleled coverage of Duke men's basketball team, as well as Duke's other varsity sports, online at GoDuke.com, the official website of Duke Athletics.
- Powered by NeuLion, Duke fans also get access to the latest video features, media notes, player biographies and breaking news related to the men's basketball team.
- A subscription to Blue Devil Network Plus includes daily audio updates from **Mike Krzyzewski**, video highlights, including full game replays and condensed games, access to the Blue Devil IMG Sports Network's live broadcast of games, live press conference coverage, postgame locker room access, video features and much more.
- GoDuke.com content is also available through apps built for the iPhone, iPad and android devices.
- The website also features an auction site where fans can bid on Duke basketball tickets and memorabilia, and a DVD Store outfitted with over 200 Duke games and the 100 Years of Duke Basketball DVD.
- One of the first ".com" websites for college athletics in the country, GoDuke.com continues to seek out and implement the newest available technology in the web and mobile spaces.

Duke Basketball Statistics Database

- The most extensive collegiate statistical database in the country, the Duke Basketball Database includes biographical information on every Duke player and the result of every game in Duke history, dating back to 1905-06.
- Powered by StatsGeek, the database includes every box score since the late 1930s, season and career stats for every player, team results and in-depth stat analysis, plus much more.
- The Duke Basketball Database can be found at <http://goduke.statsgeek.com/basketball-m/>.

GoDuke The Magazine

- GoDuke The Magazine continues to provide Blue Devil fans with features, columns and in-depth coverage of Duke athletics.
- After 18 years of covering Duke athletics in newspaper format, Blue Devil Weekly evolved into a monthly magazine in 2009-10.
- Featuring many of the staff members who produced BDW, including publisher **Johnny Moore**, editor **John Roth** and several prominent columnists, GoDuke The Magazine is published 11 months out of the year and is a Blue Devil IMG Sports Network production.

Duke Coaches Corner

- The Duke Coaches Corner features **Mike Krzyzewski** and **Bob Harris** bringing Duke fans a daily five-minute update on Duke basketball. The program can be heard daily on GoDuke.com and in the Durham-Raleigh area on 620 AM WDNC.

ACC Coaches Teleconference

- The ACC head basketball coaches will be featured on nine teleconferences during the 2016-17 season. The season's first teleconference will take place on Monday, January 2, and continue through Monday, Feb. 27.
- Each coach will have 10 minutes to make an opening statement and answer questions. There will be an instant replay of each teleconference on the conference's website, theACC.com, each Monday afternoon.
- Coaches who have a Monday night game will not take part in that day's teleconference. The ACC office will distribute each week's order of coaches prior to each teleconference.
- Because this service is for the media only, the phone number can only be given out by the Duke Sports Information Department at (919) 684-2633 or the ACC office at (336) 851-6062.

Inside Basketball With Duke's Coach K

- The popular weekly television show, "Inside Basketball with Duke's Coach K," is back for another successful season.
- The 30-minute, action-packed program features **Mike Krzyzewski** and his expert analysis of the ACC and national basketball issues. It also has Duke highlights and informative player features.
- A production of IMG College, the show airs locally on WTVD-TV on Sundays at noon, and Saturday mornings in the state of North Carolina and the Southeast on Fox Sports South.

Basketball and Beyond with Coach K

- **Mike Krzyzewski** hosts his own Sirius XM Satellite Radio program. Now in its 12th season, "Basketball and Beyond with Coach K" offers a mix of topical issues, such as the state of college basketball, interviews with special guests, including business leaders, entertainers, media members, coaches and athletes, and Krzyzewski's personal perspective on principles for life on and off the court.
- Coach K and his co-host, sportscaster **Dave Sims**, can be heard on the hour-long program each week during basketball season.

Duke Basketball Radio Show

- Hosted by the Washington Duke Inn & Golf Club, the Duke Basketball Radio Show featuring **Jeff Capel** returns for its seventh year.
- The show begins in December and airs live on WDNC 620 The Buzz. Check GoDuke.com for day and time changes dictated by Duke's game schedule.
- Fans are invited to join Coach Capel on location in the Bull Durham Bar at the Washington Duke Inn.
- The show is a production of the Blue Devil Sports Network from IMG College.

Blue Devil IMG Sports Network

- A state-wide radio audience follows all the action of Duke men's basketball on the Blue Devil IMG Sports Network. The network provides in-depth pregame coverage, live play-by-play of all the action and postgame interviews straight from the locker room via satellite each game.
- Each game broadcast begins with the one-hour Tipoff Show and concludes with the Locker Room Report, featuring Coach K and a Duke player.
- North Carolina Sports Hall of Fame broadcaster **Bob Harris**, now in his 41st season as the voice of the Blue Devils, calls all the action for Duke fans each game. **John Roth** handles color commentary, while **John Rose** serves as on-site network engineer.

Network Directory

Address	Blue Devil IMG Sports Network 3100 Tower Blvd., Suite 404 Durham, N.C. 27707
Phone	919-286-1498
Website	imgcollege.com
Twitter	@DukeRadio
President	Johnny Moore
General Manager	Patrick Streko
Account Executive	Ian Haynes
Partner Services Coordinator	Macey Hulvey

Network Affiliates

Durham	620 AM (WDNC)
Durham	102.9 FM (WKIX)
Aberdeen	990 AM (WEEB)
Albemarle	1580 AM (WZKY)
Asheboro	98.3 FM (WIST)
Burlington	1150 AM (WBAG)
Canton	920 AM (WPTL)
Charlotte	104.3 FM (WHVN)
Charlotte	1240 AM (WHVN)
Cherryville	1590 AM (WCSL)
Concord	1240 AM (WHVN)
Elizabeth City	103.7 FM (WTIB)
Fayetteville	104.5 FM (WCCG)
Gastonia	1240 AM (WHVN)
Greensboro	98.3 FM (WIST)
Greenville	103.7 FM (WTIB)
High Point	98.3 FM (WIST)
Kannapolis	1240 AM (WHVN)
Kernersville	98.3 FM (WIST)
Kinston	103.7 FM (WTIB)
Lexington	98.3 FM (WIST)
Lincolnton	1050 AM (WLOL)
Lumberton	104.5 FM (WCCG)
Monroe	1240 AM (WHVN)
New Bern	103.7 FM (WTIB)
Raleigh	620 AM (WDNC)
Raleigh	102.9 FM (WKIX)
Rocky Mount	103.7 FM (WTIB)
Roxboro	96.7 FM (WKRX)
Salisbury	1490 AM (WSTP)
Shelby	1390 AM (WOHS)
Southern Pines	990 AM (WEEB)
Thomasville	98.3 FM (WIST)
Wilmington	980 AM (WAAV)
Wilson	103.7 FM (WTIB)
Winston-Salem	98.3 FM (WIST)

Home games also can be heard on XM Radio

Opponent Sports Information Directory

Appalachian State

Basketball Contact: Ben Winterrowd
E-mail: winterrowdbb@appstate.edu
Office Phone: (828) 262-7162
Website: www.appstatesports.com
Twitter: @AppStateMBB

Boston College

Basketball Contact: Matthew Lynch
E-mail: lynchfz@bc.edu
Office Phone: (617) 552-2193
Website: www.bceagles.com
Twitter: @BCMBB

Cincinnati

Basketball Contact: Andre Foushee
E-mail: Andre.Foushee@uc.edu
Office Phone: (513) 556-5182
Website: www.gobearcats.com
Twitter: @GoBearcatsMBB

Clemson

Basketball Contact: Philip Sikes
E-mail: philips@clemson.edu
Office Phone: (864) 656-1985
Website: www.clemson.tigers.com
Twitter: @ClemsonMBB

Elon

Basketball Contact: Josh Gresh
E-mail: jgresh@elon.edu
Office Phone: (336) 278-6865
Website: www.elonphoenix.com
Twitter: @ElonMensHoops

Florida

Basketball Contact: Denver Parler
E-mail: denverp@gators.ufl.edu
Office Phone: (352) 375-4683
Website: www.floridagators.com
Twitter: @GatorsMBK

Florida State

Basketball Contact: Chuck Walsh
E-mail: cwals@fsu.edu
Office Phone: (850) 644-1077
Website: www.seminoles.com
Twitter: @fsuhoops

Georgia Tech

Basketball Contact: Mike Stamus
E-mail: mstamus@athletics.gatech.edu
Office Phone: (404) 894-5445
Website: www.ramblinwreck.com
Twitter: @GTMBK

Grand Canyon

Basketball Contact: Charles Hampton
E-mail: charles.hampton@gcu.edu
Office Phone: (602) 639-7738
Website: www.gculopes.com
Twitter: @GCU_Hoops

Kansas

Basketball Contact: Brian Karst
E-mail: bkarst@ku.edu
Office Phone: (785) 864-7947
Website: www.kuathletics.com
Twitter: @KUHoops

Louisville

Basketball Contact: Kenny Klein
E-mail: kenny@gocards.com
Office Phone: (502) 852-0112
Website: www.GoCards.com
Twitter: @GoCards

Maine

Basketball Contact: Tyson McHatten
E-mail: tyson.mchatten@umit.maine.edu
Office Phone: (207) 581-3596
Website: www.goblackbears.com
Twitter: @BlackBearMBB

Marist

Basketball Contact: Mike Ferraro
E-mail: michael.j.ferraro@marist.edu
Office Phone: (845) 575-3000
Website: www.goredfoxes.com
Twitter: @MaristMBB

Miami (Fla.)

Basketball Contact: Amy LaBrie
E-mail: a.woodruff@miami.edu
Office Phone: (305) 284-3241
Website: www.hurricanesports.com
Twitter: @CanesHoops

Michigan State

Basketball Contact: Matt Larson
E-mail: larson@ath.msu.edu
Office Phone: (517) 355-2271
Website: www.msuspartans.com
Twitter: @MSU_Basketball

North Carolina

Basketball Contact: Steve Kirschner
E-mail: stevekirschner@unc.edu
Office Phone: (919) 962-7258
Website: www.GoHeels.com
Twitter: @UNC_Basketball

North Carolina State

Basketball Contact: Craig Hammel
E-mail: cwamm2@ncsu.edu
Office Phone: (919) 515-1182
Website: www.gopack.com
Twitter: @PackMensBball

Notre Dame

Basketball Contact: Alan Wasielewski
E-mail: awasiele@nd.edu
Office Phone: (574) 631-8458
Website: www.und.com
Twitter: @NDmbb

Penn State

Basketball Contact: Alissa Clendenen
E-mail: alissac@psu.edu
Office Phone: (814) 865-1757
Website: www.gopsusports.com
Twitter: @PennStateMBB

Pittsburgh

Basketball Contact: Matt Plizga
E-mail: mplizga@athletics.pitt.edu
Office Phone: (412) 648-8240
Website: www.pittsburghpanthers.com
Twitter: @Pitt_MBB

Rhode Island

Basketball Contact: Mike Laprey
E-mail: mlaprey@mail.uri.edu
Office Phone: (401) 874-2401
Website: www.gorhody.com
Twitter: @RhodyMBB

Syracuse

Basketball Contact: Pete Moore
E-mail: pimoore@syr.edu
Office Phone: (315) 443-2608
Website: www.cuse.com
Twitter: @Cuse_MBB

Tennessee State

Basketball Contact: Gavin Nevill
E-mail: tneville@tnstate.edu
Office Phone: (629) 202-1091
Website: www.tsutigers.com
Twitter: @TSU_Tigers

UNLV

Basketball Contact: Andy Grossman
E-mail: andy.grossman@unlv.edu
Office Phone: (702) 895-3995
Website: www.unlvrebels.com
Twitter: @TheRunninRebels

Virginia

Basketball Contact: Erich Bacher
E-mail: bacher@virginia.edu
Office Phone: (434) 982-5500
Website: www.virginiasports.com
Twitter: @UVAMensHoops

Virginia Tech

Basketball Contact: Bill Dyer
E-mail: wdye@vt.edu
Office Phone: (540) 231-8852
Website: www.hokiesports.com
Twitter: @VT_MBBall

Wake Forest

Basketball Contact: Steve Kirkland
E-mail: kirklasg@wfu.edu
Office Phone: (336) 758-6099
Website: www.wakeforestsports.com
Twitter: @tiedyenation

William & Mary

Basketball Contact: Kris Sears
E-mail: kasear@wm.edu
Office Phone: (757) 221-3368
Website: www.tribeathletics.com
Twitter: @TribeMensHoops

Atlantic Coast Conference

Basketball Contact: Brian Morrison
E-mail: bmorrison@theacc.org
Office Phone: (336) 851-6062
Cell Phone: (336) 337-4896
Website: www.theacc.com
Twitter: @theACC

Duke Basketball Notebook

112th Season of Basketball

- Duke is entering its 112th season of basketball in 2016-17. The Blue Devils have compiled a 2,087-864 record to rank fourth all-time in victories.
- Only Kentucky (2,205), Kansas (2,186) and North Carolina (2,173) have more wins than Duke.
- Duke's all-time .707 winning percentage is also the fourth-best in NCAA history, behind only Kentucky (.764), North Carolina (.737) and Kansas (.723).

Coach K Puts Finishing Touches on U.S. National Team Coaching Career

- Mike Krzyzewski finished his tenure as U.S. National Team head coach with a flourish on Aug. 21, 2016, as the USA defeated Serbia for the gold medal at the Rio Olympics.
- With the win, Coach K became the first coach - man or woman - to lead a country to three Olympic basketball gold medals (and did so consecutively).
- Coach K was 24-0 in the Olympics as head coach of the U.S. National Team. He was part of five Olympic gold medal-winning coaching staffs for the U.S., helping his country compile a 40-0 record in those tournaments.
- Krzyzewski concluded his tenure as U.S. National Team head coach with an 88-1 record, finishing it off with a National Team-record 76-game winning streak intact. He led the team to six gold medals and one bronze.

More Milestones for Coach K

- Duke head coach Mike Krzyzewski holds Division I men's coaching records for career wins (1,043) and wins at one school (970). In 2016-17, he is poised to double down on those records with his 1,000th victory as Duke's head coach.
- With 970 wins at Duke heading into the season, the Blue Devils need to win 30 games to get Coach K to 1,000 wins in Durham. Krzyzewski's 970 wins at Duke equate to 46.5 percent of the men's basketball victories in school history.
- Coach K also enters the 2016-17 season with 489 wins at Cameron Indoor Stadium, placing him 11 shy of 500 victories at Duke's legendary home venue.

Blue Devils Return 10 Letterwinners

- In 2016-17, Duke returns 10 letterwinners and three starters from a team that won 25 games and advanced to the Sweet 16 in the 2016 NCAA Tournament.
- Graduate student Amile Jefferson returns for a fifth year after a broken foot cost him all but nine games a season ago. Jefferson is a team captain for the third year in a row and enters his final season with the sixth-most offensive rebounds in program history (277).
- Senior Matt Jones, one of the nation's elite perimeter defenders, is a captain for the second time in as many seasons. Jones had a breakout year as a three-point shooter in 2015-16, ranking fifth in the ACC with a .415 clip (76-of-183).

- Junior Grayson Allen established himself as one of the nation's most dynamic players last season, earning second-team All-America honors after leading Duke in scoring (21.6). He was also among the game's elite in the classroom in 2015-16, as he was honored with second-team CoSIDA Academic All-America honors.
- Sophomores Chase Jeter and Luke Kennard, who ranked third on the team in scoring a year ago with an average of 11.8 points per game, also return with a year of experience under their belts.

Duke Brings Back Perimeter Firepower

- Duke returners Grayson Allen, Matt Jones and Luke Kennard combined to make 67.4 percent (221-of-328) of the Blue Devils' three-point field goals a year ago. Duke led the ACC with an average of 9.1 three-pointers per game in 2015-16.
- The trio combined to shoot 38.7 percent from outside the arc last season, led by Allen's 41.7 percent effort.
- Allen is also coming off a year in which he made 211 free throws, tied for sixth on Duke's single-season chart, and averaged 7.0 free throw attempts per game.

Duke Welcomes Another Highly-Ranked Recruiting Class

- For the third year in a row, Duke signed either the first or second-ranked recruiting class in the ESPN RecruitingNation rankings, checking in at No. 2 with a six-man class.

2016-17 Duke Blue Devils



Front Row (L-R) - Nick Pagliuca, Brennan Besser, Frank Jackson, Jayson Tatum, Matt Jones, Grayson Allen, Luke Kennard, Justin Robinson, Jack White. Middle Row (L-R) - Assistant Coach Nate James, Assistant Coach Jon Scheyer, Sean Obi, Chase Jeter, Harry Giles, Amile Jefferson, Marques Bolden, Javin DeLaurier, Antonio Vrankovic, Associate Head Coach Jeff Capel, Head Coach Mike Krzyzewski. Back Row (L-R) - Director of Basketball Operations David Bradley, Athletic Trainer Jose Fonseca, Academic Support Director Kenny King, Director of Sports Performance Will Stephens, Director of Information Technology Kevin Cullen, Special Assistant Nolan Smith. Not pictured - Nick Potter, Director of Athletic Rehabilitation.

- Three of Duke's incoming freshmen finished in the top 10 of the 2016 ESPN Top 100. Forward **Harry Giles** was ESPN's top-ranked recruit in the 2016 class, while wing **Jayson Tatum** checked in at No. 3 overall (No. 2 small forward) and guard **Frank Jackson** ranked No. 10 overall (No. 4 point guard).
- Center **Marques Bolden** was ranked as the No. 16 overall recruit and No. 2 center in the class by ESPN. Forward **Javin DeLaurier** was ranked No. 44 overall and No. 9 among power forwards by ESPN in 2016.

- Australian forward **Jack White**, who boasts a multitude of international basketball experience, also signed with Duke in the spring of 2016.

- Duke, Arizona, Kansas and Kentucky are the only programs nationally to post top-10 classes in ESPN's recruiting class rankings in each of the last four seasons. The Blue Devils' 2014 and 2015 classes were both ranked No. 1 nationally.

Trio of McDonald's All-Americans Join the Fold

- With 2016 McDonald's All-Americans **Marques Bolden**, **Frank Jackson** and **Jayson Tatum** arriving on campus, Duke will have eight McDonald's All-Americans on its roster in 2016-17.

- Duke has now had seven or more McDonald's All-America selections on its roster 12 times under head coach **Mike Krzyzewski**, including five of the last 10 years.

- Duke's eight active McDonald's All-Americans leads the nation heading into the 2016-17 season.

- Jackson was named co-MVP of the 2016 McDonald's All-American Game, becoming the fifth Duke player to earn at least a share of the award. He joined **Bobby Hurley**, **J.J. Redick**, **Josh McRoberts** and **Jahlil Okafor** in that select group.

Duke Rosters with 7+ McDonald's All-America Selections

Year	No	NCAA	ACC	Record
1988-89	7	Final Four	Finals	28-8
1989-90	7	Runner-up	QF	29-9
1997-98	8	Elite Eight	Finals	32-4
1998-99	7	Runner-up	Champion	37-2
2000-01	7	Champion	Champion	35-4
2002-03	7	Sweet 16	Champion	26-7
2003-04	7	Final Four	Finals	31-6
2007-08	8	2nd Round	Semifinals	28-6
2008-09	7	Sweet 16	Champion	30-7
2014-15	9	Champion	Semifinals	35-4
2015-16	7	Sweet 16	QF	25-11
2016-17	8	-	-	-

Active McDonald's All-Americans, 2016-17 Season

School	All-Americans
1. Duke	8
2. North Carolina	6
3. Kentucky	5
4. Kansas	4
UCLA	4

Sustained Success

- Duke has won 20 or more games 51 times in its 111 years of basketball. Including its 25-11 mark a year ago, Duke has won at least 20 games for 20 consecutive seasons.

- The Blue Devils have recorded 30 or more wins 14 times under Coach K, including five of the past seven seasons. Krzyzewski's 14 30-win seasons are an NCAA record.

- Duke is one of eight programs nationally to win at least 25 games in each of the last four seasons along with Arizona, Gonzaga, Kansas, Michigan State, Stephen F. Austin, VCU and Wichita State.

Wins this Decade

- Duke has won 210 games this decade, third-most in the NCAA over that time. The Blue Devils also own the fourth-best winning percentage in the nation this decade, a mark of .817 (210-47).

- The Blue Devils are 43-21 (.672) against teams ranked in the top 25 of the AP Poll this decade.

Wins since start of 2009-10 Season

School	Wins
1. Kentucky	217
2. Kansas	216
3. Duke	210
4. Gonzaga	202
Wichita State	202
6. San Diego State	194
7. Ohio State	193
8. Louisville	191
9. Syracuse	190
10. North Carolina	189

Winning Percentage since start of 2009-10 Season

School	Win Pct.
1. Kansas	.834 (216-43)
2. Kentucky	.822 (217-47)
3. Gonzaga	.818 (202-45)
4. Duke	.817 (210-47)
5. Wichita State	.808 (202-48)
6. San Diego State	.779 (194-55)
7. Stephen F. Austin	.776 (177-51)
8. Syracuse	.763 (190-59)
9. Louisville	.758 (191-61)
10. Ohio State	.757 (193-62)

Home Court Advantage

- Duke is 110-7 (.940) at Cameron Indoor Stadium this decade (since the 2009-10 season), the third-best home winning percentage in the NCAA over that stretch. The Blue Devils are undefeated at home in five of the past eight seasons.

NCAA • Home Winning Percentages • Since 2009-10

School	W-L	Pct.
1. Kansas	111-3	.974
2. Kentucky	119-4	.967
3. Duke	110-7	.940
4. Wichita State	107-9	.922
5. Stephen F. Austin	97-9	.915
6. Gonzaga	99-10	.908
7. San Diego State	106-11	.906
8. Arizona	108-12	.900
9. VCU	99-13	.884
10. Notre Dame	111-16	.874
Saint Mary's	111-16	.874

ACC Dominance

- Duke has dominated the ACC regular season like no other program since 1997. The Blue Devils have won 257 league games and eight regular season ACC championships in that span.

- The Blue Devils have won 10 or more regular season ACC contests in 19 of the past 20 seasons. Duke has at least 12 league wins 15 times in that span.

- Duke has also dominated ACC Tournament play with 10 tournament crowns in the past 19 seasons.

ACC Composite Regular Season Standings - 1997-Present

Team	W	L	Pct.
Duke	257	71	.784
North Carolina	221	107	.674
Louisville	24	12	.667
Syracuse	32	22	.593
Notre Dame	31	23	.574
Pittsburgh	28	26	.519
Virginia	159	169	.485
Miami	95	103	.480
Florida State	145	183	.442
Wake Forest	143	184	.437
NC State	141	187	.430
Clemson	136	192	.415
Virginia Tech	79	121	.395
Boston College	68	116	.370
Georgia Tech	119	209	.363

ACC Tournament Records - 1997-Present

Team	W	L	Pct.
Duke	40	10	.800
North Carolina	32	15	.681
Notre Dame	4	2	.667
NC State	26	20	.565
Miami	12	11	.522
Pittsburgh	3	3	.500
Florida State	15	19	.441
Boston College	8	11	.421
Virginia Tech	8	12	.400
Georgia Tech	11	20	.355
Virginia	10	19	.345
Wake Forest	8	19	.296
Clemson	6	20	.231
Syracuse	0	2	.000
Louisville	0	1	.000

Duke On the Road

- Duke is 480-200 (.706) outside of Cameron Indoor Stadium under head coach **Mike Krzyzewski**, including a 300-100 (.750) mark since the 1996-97 season.

- The Blue Devils are 247-73 (.772) in neutral settings and 234-127 (.648) in road games under Krzyzewski.

- In ACC regular season play, Duke is 168-105 (.615) away from home under Coach K. The Blue Devils are 112-52 (.683) in ACC road games since the 1996-97 season.

- **Mike Krzyzewski** has won an ACC-record 168 conference road games. Coach K has also won 15 road games against AP top-five teams, the most in the history of the AP poll.

Non-Conference Home Win Streak

- Entering the 2016-17 season, Duke has won an NCAA-best 125 consecutive non-conference home games. Duke's last home loss against a non-conference foe was an 83-82 decision against St. John's on Feb. 26, 2000.

- Duke has also won 117 straight games at Cameron Indoor Stadium against unranked non-conference opponents.

Duke vs. Ranked Opponents

- Duke is 208-138 (.601) vs. ranked teams under head coach **Mike Krzyzewski** with a 127-65 (.661) mark since the 1996-97 season.

- Duke is 71-41 (.634) against ranked ACC teams and 56-24 (.700) vs. ranked non-league foes since the 1996-97 season.

- Duke has won 45 of its past 68 games when both teams have been ranked in the top 10. The Blue Devils are 77-53 (.592) overall under Coach K when both teams are ranked in the top 10.
- Duke is 27-14 (.659) under Coach K when both teams are ranked in the top five.

Duke's Non-Conference Schedule Regularly Features High Major Opponents

- Duke has a 26-6 (.813) record in regular-season non-conference games against power conference schools since the 2009-10 season.
- The Blue Devils have won eight of their last 10 regular-season non-conference games against power conference teams.
- This decade, Duke is averaging 4.6 regular-season non-conference games against power conference foes per season.

Duke Regular Season Non-Conference Records Against Power Conferences since 2009-10

Conference	W	L	Pct.
Big East	6	0	1.000
Big Ten	9	2	.818
Big 12	3	1	.750
SEC	3	1	.750
Pac-12	5	2	.714
TOTAL	26	6	.813

Tournament Victories Under Krzyzewski

- Duke has had a high level of success in tournaments under Coach K, winning 18 regular-season, 13 ACC and five NCAA Tournaments for a total of 36 tournament championships during his 36-year tenure.
- The Blue Devils own an 86-16 record in regular-season tournaments under Coach K with eight in-season tournament titles in the last nine years.

Duke Tournament Records Under Krzyzewski

Tournament	W	L	Pct.	Titles
ACC Tournament	57	22	.722	13
NCAA Tournament	90	27	.769	5
In-Season Tournaments	86	16	.843	18
TOTAL	233	65	.782	36

Coach K's Success is Unrivaled in Longevity

- Mike Krzyzewski led Duke to its fifth NCAA Championship in 2015, extending his own record for length of time between a coach's first and most recent national title to 25 years.
- Coach K and Connecticut's Jim Calhoun are the only coaches in NCAA history to win national championships in three decades: the 1990s, the 2000s and the 2010s.

Most Seasons between

First and Most Recent NCAA Championships

1. Mike Krzyzewski, Duke	25 (1991-2015)
2. Branch McCracken, Indiana	14 (1940-1953)
3. Jim Calhoun, Connecticut	13 (1999-2011)
4. Bob Knight, Indiana	12 (1976-1987)
Dean Smith, North Carolina	12 (1982-1993)
John Wooden, UCLA	12 (1964-1975)

Selling Out

- Entering the 2016-17 season, Duke has sold out 406 consecutive games at Cameron Indoor Stadium. The last time Duke did not have a sellout at home was on Nov. 16, 1990, against Boston College.

- On Feb. 1, 2014, Duke's road tilt with Syracuse set an NCAA on-campus attendance mark of 35,466 spectators.

- Duke also helped set an attendance record (12,944) at Pittsburgh's Petersen Events Center on Jan. 27, 2014.

Three-Point Streak Among Nation's Best

- Duke has connected on at least one three-pointer in 947 consecutive games, the fourth-longest streak in the nation, entering the 2016-17 season.

Consecutive Games with a 3PT FG

Team	Games
UNLV	971
Kentucky	963
Vanderbilt	961
Duke	947
Western Kentucky	903

NBA Draft's Top 10 has Duke Feel Over Last Five Years

- Duke has produced six top-10 picks in the NBA Draft since 2011, the second-most nationally over that time frame.

- In 2016, Brandon Ingram (2nd overall) joined Kyrie Irving (1st in 2011), Austin Rivers (10th in 2012), Jahliil Okafor (3rd in 2015), Jabari Parker (2nd in 2014) and Justise Winslow (10th in 2015) on that list.

Most Top-10 NBA Draft Picks since 2011

1. Kentucky	8
2. Duke	6
3. Kansas	4
4. Arizona	3
Indiana	3

Career Wins

Coach	Wins
1. ^ Mike Krzyzewski	1,043
2. Bob Knight	902
3. ^ Jim Boeheim	884
4. Dean Smith	879
5. Adolph Rupp	876
6. Jim Calhoun	873
7. Jim Phelan	830
8. Eddie Sutton	804
9. Lefty Driesell	786
10. Lute Olson	780

Career Wins at One School

Coach, School	Wins
1. ^ Mike Krzyzewski, Duke	970
2. ^ Jim Boeheim, Syracuse	884
3. Dean Smith, North Carolina	879
4. Adolph Rupp, Kentucky	876
5. Jim Phelan, Mount St. Mary's	830
6. Ed Diddle, Western Kentucky	759
7. Ray Meyer, DePaul	724
8. Don Haskins, UTEP	719
9. Denny Crum, Louisville	675
10. Bob Knight, Indiana	662

Duke's NBA Path Leads Toward Secure Future

- Heading into the 2016-17 season, Mike Krzyzewski's Duke players who went on to play in the NBA have collectively earned more than \$1.2 billion in NBA salaries.

- Of those 50 players, 37 have posted multi-million dollar NBA earnings, while 10 have cracked the \$50 million mark and four have earned more than \$100 million.

Few Have Coached More NBA Players than Coach K

- As head coach of both Duke and the United States National Team, Mike Krzyzewski has coached 105 NBA players. Only 36 head coaches in NBA history have coached more, meaning that Coach K has coached more NBA players than 90 percent of NBA head coaches despite never having coached a game in the league.

- Of the 105 NBA players Coach K has coached, 53 played at Duke and 52 have played at other schools.

- Six players - Shane Battier, Carlos Boozer, Elton Brand, Kyrie Irving, Christian Laettner and Mason Plumlee - have played for Coach K both at Duke and on the U.S. National Team.

Former Captains Continue to Play Prominent Roles

- Duke's 2016-17 coaching staff will once again feature three former team captains in Jeff Capel (associate head coach), Nate James (assistant coach) and Jon Scheyer (assistant coach).

- Head coach Mike Krzyzewski has had three former Duke captains on his staff every year since 1996-97, a period in which the Blue Devils have won three NCAA championships, 10 ACC Tournament titles and eight regular season ACC crowns.

- As Duke players, Capel, James and Scheyer combined to score 4,794 points, collect 1,412 rebounds and hand out 1,020 assists.

Career ACC Wins

(regular season & ACC Tournament)

Coach, Schools	Wins
1. ^ Mike Krzyzewski, Duke	445
2. Dean Smith, North Carolina	422
3. Gary Williams, Maryland	210
4. ^ Roy Williams, North Carolina	175
5. Frank McGuire, UNC & South Carolina	160
6. Bobby Cremins, Georgia Tech	149
7. Lefty Driesell, Maryland	139
8. Vic Bubas, Duke	128
9. Terry Holland, Virginia	126
^ Leonard Hamilton, Florida State	126

NCAA Tournament Wins

Coach, Schools	Wins
1. ^ Mike Krzyzewski, Duke	90
2. ^ Roy Williams, Kansas & North Carolina	70
3. Dean Smith, North Carolina	65
4. ^ Jim Boeheim, Syracuse	53
^ Rick Pitino, Boston, Providence, Kentucky & Louisville	53
6. Jim Calhoun, Northeastern & Connecticut	49
7. John Wooden, UCLA	47
8. Lute Olson, Iowa & Arizona	46
^ Tom Izzo, Michigan State	46
10. Bob Knight, Indiana & Texas Tech	45

^ - active coach; games through 2015-16 season

2016-17 Roster

Alphabetical

NO	NAME	POS	HT	WT	CL-EXP	HOMETOWN (HIGH SCHOOL)
3	Grayson Allen	G	6-5	202	JR-2L	Jacksonville, Fla. (Providence School)
53	Brennan Besser	G	6-5	188	SO-1L	Chicago, Ill. (Latin School)
20	Marques Bolden	C	6-11	245	FR-HS	DeSoto, Texas (DeSoto)
12	Javin DeLaurier	F	6-10	220	FR-HS	Shipman, Va. (Saint Anne's-Belfield)
1	Harry Giles	F	6-10	220	FR-HS	Winston-Salem, N.C. (Forest Trail)
15	Frank Jackson	G	6-3	205	FR-HS	Alpine, Utah (Lone Peak)
21	Amile Jefferson	F	6-9	224	GR-4L	Philadelphia, Pa. (Friends Central School)
2	Chase Jeter	F/C	6-10	230	SO-1L	Las Vegas, Nev. (Bishop Gorman)
13	Matt Jones	G	6-5	204	SR-3L	DeSoto, Texas (DeSoto)
5	Luke Kennard	G	6-5	202	SO-1L	Franklin, Ohio (Franklin)
34	Sean Obi	F	6-9	255	JR-2L*	Kaduna, Nigeria (Greens Farms Academy)
45	Nick Pagliuca	G	6-3	195	SR-3L	Weston, Mass. (Milton Academy)
50	Justin Robinson	F	6-8	194	R-FR-1L	San Antonio, Texas (San Antonio Christian Academy)
0	Jayson Tatum	F	6-8	205	FR-HS	St. Louis, Mo. (Chaminade College Prep)
30	Antonio Vrankovic	C	7-0	261	SO-1L	Delray Beach, Fla. (Pine Crest School)
41	Jack White	F	6-5	215	FR-HS	Traralgon, Victoria, Australia (Australian Institute of Sport)

Numerical

NO	NAME	POS	HT	WT	CL-EXP	HOMETOWN (HIGH SCHOOL)
0	Jayson Tatum	F	6-8	205	FR-HS	St. Louis, Mo. (Chaminade College Prep)
1	Harry Giles	F	6-10	220	FR-HS	Winston-Salem, N.C. (Forest Trail)
2	Chase Jeter	F/C	6-10	230	SO-1L	Las Vegas, Nev. (Bishop Gorman)
3	Grayson Allen	G	6-5	202	JR-2L	Jacksonville, Fla. (Providence School)
5	Luke Kennard	G	6-5	202	SO-1L	Franklin, Ohio (Franklin)
12	Javin DeLaurier	F	6-10	220	FR-HS	Shipman, Va. (Saint Anne's-Belfield)
13	Matt Jones	G	6-5	204	SR-3L	DeSoto, Texas (DeSoto)
15	Frank Jackson	G	6-3	205	FR-HS	Alpine, Utah (Lone Peak)
20	Marques Bolden	C	6-11	245	FR-HS	DeSoto, Texas (DeSoto)
21	Amile Jefferson	F	6-9	224	GR-4L	Philadelphia, Pa. (Friends Central School)
30	Antonio Vrankovic	C	7-0	261	SO-1L	Delray Beach, Fla. (Pine Crest School)
34	Sean Obi	F	6-9	255	JR-2L*	Kaduna, Nigeria (Greens Farms Academy)
41	Jack White	F	6-5	215	FR-HS	Traralgon, Victoria, Australia (Australian Institute of Sport)
45	Nick Pagliuca	G	6-3	195	SR-3L	Weston, Mass. (Milton Academy)
50	Justin Robinson	F	6-8	194	R-FR-1L	San Antonio, Texas (San Antonio Christian Academy)
53	Brennan Besser	G	6-5	188	SO-1L	Chicago, Ill. (Latin School)

* Transferred from Rice prior to the 2014-15 season

Duke Staff


Head Coach: Mike Krzyzewski (Army '69)
Associate Head Coach: Jeff Capel (Duke '97)
Assistant Coach: Nate James (Duke '01)
Assistant Coach: Jon Scheyer (Duke '10)
Director of Basketball Operations: David Bradley (Duke '04)

Pronunciations

MARQUES Bolden	Mar-KWEESE
Javin DELAURIER	Duh-laury-eh
AMILE Jefferson	A-meel
Luke KENNARD	Ken-ARD
Mike KRZYZEWSKI	Sha-shef-skee
Sean OBI	O-bee
Nick PAGLIUCA	PAL-lee-you-kah
Antonio VRANKOVIC	Vranko-vitch

Player Bios

Amile Jefferson	10-12
Matt Jones	13-15
Nick Pagliuca	16-17
Grayson Allen	18-20
Sean Obi	21-22
Brennan Besser	23
Chase Jeter	24-25
Luke Kennard	26-27
Antonio Vrankovic	28-29
Justin Robinson	30
Marques Bolden	31
Javin DeLaurier	32
Harry Giles	33
Frank Jackson	34
Jayson Tatum	35
Jack White	36



21

Amile Jefferson

F • 6-9 • 224 • GR-4L
Philadelphia, Pa.
(Friends Central School)

Career

- Has played in 115 games in a Duke uniform, including 68 starts, and averaged 6.1 points and 5.7 rebounds in 20.0 minutes
- Has helped lead Duke to a 116-30 record during his tenure, including a 96-19 mark in games in which he has played
- Has played in 10 NCAA Tournament games, helping Duke win its fifth NCAA championship in 2015
- One of the best offensive rebounders in Duke history, entering his final season ranked sixth on Duke's career list (277)
- Has a .624 career field goal percentage, second-best in program history (min. 200 field goals made) heading into his final campaign
- Entering his final season, Duke is 25-2 when he leads the team in rebounds
- Duke's vocal leader and a veteran voice for young players in the program
- The only player in Duke history to be named to the All-ACC Academic Team four times

2015-16

- Member of the All-ACC Academic Team
- Started the first nine games of the season, averaging 11.4 points and 10.3 rebounds while shooting .683 from the floor
- Missed the final 27 games of the season with a right foot fracture
- Prior to his injury, led Duke in rebounds eight times and posted three double-doubles in nine games
- Opened the season with a career high-tying 19 points on 7-of-9 shooting in a home win over Siena (11/13)
- Scored 16 points and tied his career high with 15 rebounds against No. 2 Kentucky at the Champions Classic in Chicago (11/17)
- Played a career high-tying 35 minutes in a home win over Indiana (12/2), finishing with 11 rebounds, a career-best eight assists and three blocks

2014-15

- Member of the All-ACC Academic Team
- Played in all 39 games, making 26 starts
- Averaged 6.1 points and 5.8 rebounds while shooting .631 from the floor
- Ranked 20th in the ACC in rebound average (5.8) and led Duke in rebounds nine times
- Ranked second on the team with an average of 2.3 offensive rebounds per game
- Scored in double figures 10 times on the season and recorded three double-doubles
- Averaged 2.8 points and 4.1 rebounds in the six NCAA Tournament games on Duke's run to the 2015 national title
- Netted a career-high 19 points and added seven rebounds in a win at No. 6 Louisville (1/17)
- Scored 13 points and blocked a career-high six shots in Duke's overtime home win over No. 15 North Carolina (2/18)
- Provided a defensive spark with seven rebounds and three blocks in the win over No. 3 Wisconsin in the national championship game (4/6)

2013-14

- Member of the All-ACC Academic Team
- Played in all 35 games with 26 starts, averaging 6.5 points and 6.9 rebounds while shooting .644 from the field
- For the season, ranked fourth in the ACC in offensive rebounds per game (2.9) and 11th in total rebounds per game (6.9)
- Raised his rebounding numbers to 7.2 total rebounds and 3.1 offensive boards per game in ACC play; ranked seventh in total rebounds and fourth in offensive rebounds in ACC action
- Led Duke in rebounds 11 times on the season and posted eight games with double-figure boards
- Scored 17 points on 7-of-9 shooting against Kansas in the Champions Classic in Chicago (11/12)
- Tallied 10 points and a career-high 15 rebounds in a home win over Virginia (1/13)
- Fueled a win at No. 18 Pittsburgh (1/27) with 14 points and 10 rebounds
- Named to the ACC All-Tournament second team after averaging 7.7 points and 8.0 rebounds to help lead Duke to the championship game

2012-13

- Member of the All-ACC Academic Team
- Appeared in 32 games with seven starts, averaging 4.0 points and 2.9 rebounds
- Averaged 1.3 offensive rebounds per game, second-best on the team
- Scored in double figures six times on the year
- Recorded 11 points, nine rebounds and three blocks in a home win over Maryland (1/26)
- Scored a season-high 14 points in a home win over Boston College (2/24)




High School

- Ranked as the No. 21 overall recruit in the 2012 high school class by Scout, as well as No. 25 by ESPN and No. 36 by Rivals
- Selected for the 2012 McDonald's All-American Game, where he scored eight points and grabbed three rebounds
- Named Gatorade Pennsylvania Player of the Year and Philadelphia Inquirer Player of the Year as both a junior and senior
- Led Friends Central to a 98-14 record and four Pennsylvania Independent Schools Tournament titles
- Finished his high school career with 1,569 points, 839 rebounds and 189 blocks
- A USA Today second-team All-USA as a senior in 2012 after averaging 19.9 points, 10.2 rebounds and 2.7 steals per game
- Led the 2011 NBPA Top 100 Camp in scoring with an average of 20.8 points per game
- Averaged 19.4 points and 7.0 rebounds at the 2011 adidas Nations
- Averaged 17.7 points, 9.7 rebounds and 1.9 blocks per game as a junior at Friends Central

Personal

- First name is pronounced a-meel
- Born Amile O. Jefferson on May 7, 1993, in Philadelphia
- Son of Malcolm Musgrove and Quetta Jefferson
- Father played basketball at Delaware State from 1992-94
- Has a brother, Malcolm, and four sisters, Amoni, Amesha, Amea and Milan



PLAYERS

Career Statistics

SEASON	GP-GS	MP	FG-FGA	PCT.	3PT-A	PCT.	FT-FTA	PCT.	REB.	AVG.	PF-DQ	AS	TO	BS	ST	TP	AVG.
2012-13	32-7	405	51-94	.543	0-0	.000	25-41	.610	92	2.9	53-2	7	12	16	12	127	4.0
2013-14	35-26	796	94-146	.644	0-0	.000	40-81	.494	240	6.9	93-1	36	23	20	23	228	6.5
2014-15	39-26	831	94-149	.631	0-0	.000	51-92	.554	226	5.8	76-0	33	41	26	22	239	6.1
2015-16	9-9	273	41-60	.683	0-0	.000	21-38	.553	93	10.3	24-1	13	14	11	7	103	11.4
Total	115-68	2305	280-449	.624	0-0	.000	137-252	.544	651	5.7	246-4	89	90	73	64	697	6.1

Career ACC Regular Season Statistics

SEASON	GP-GS	MP	FG-FGA	PCT.	3PT-A	PCT.	FT-FTA	PCT.	REB.	AVG.	PF-DQ	AS	TO	BS	ST	TP	AVG.
2012-13	18-18	275	35-64	.547	0-0	.000	17-26	.654	68	4.0	39-2	4	4	11	8	87	5.1
2013-14	18-16	460	48-74	.649	0-0	.000	24-41	.585	130	7.2	49-1	21	13	12	13	120	6.7
2014-15	18-13	387	39-64	.609	0-0	.000	24-45	.533	91	5.1	32-0	11	22	15	10	102	5.7
Total	54-47	1122	122-202	.604	0-0	.000	65-112	.580	289	5.4	120-3	47	39	38	31	309	5.7

Career NCAA Tournament Statistics

SEASON	GP-GS	MP	FG-FGA	PCT.	3PT-A	PCT.	FT-FTA	PCT.	REB.	AVG.	PF-DQ	AS	TO	BS	ST	TP	AVG.
2012-13	3-0	20	1-1	1.000	0-0	.000	0-0	.000	2	0.7	3-0	0	0	1	0	2	0.7
2013-14	1-1	27	1-4	.250	0-0	.000	0-0	.000	11	11.0	3-0	2	2	1	1	2	2.0
2014-15	6-0	110	7-11	.636	0-0	.000	3-5	.600	28	4.7	9-0	5	3	2	2	17	2.8
Total	10-1	157	9-17	.529	0-0	.000	3-5	.600	41	4.1	15-0	7	5	4	3	21	2.1

Career ACC Tournament Statistics

SEASON	GP-GS	MP	FG-FGA	PCT.	3PT-A	PCT.	FT-FTA	PCT.	REB.	AVG.	PF-DQ	AS	TO	BS	ST	TP	AVG.
2012-13	-	-	-	-	-	-	-	-	-	-	-	-	-	-	-	-	-
2013-14	3-3	95	11-16	.688	0-0	.000	1-2	.500	24	8.0	8-0	4	0	0	3	23	7.7
2014-15	2-0	32	1-1	1.000	0-0	.000	0-0	.000	7	3.5	2-0	0	1	1	1	2	1.0
Total	5-3	127	12-17	.706	0-0	.000	1-2	.500	31	6.2	10-0	4	1	1	4	25	5.0

Career Highs

Points	19, 2x, last vs. Siena, 11/13/15
Rebounds	15, 2x, last vs. Kentucky, 11/17/15
Assists	8 vs. Indiana, 12/2/15
Steals	3, 2x, last vs. Pittsburgh, 1/19/15
Blocks	6 vs. North Carolina, 2/18/15
FG Made	8 vs. Furman, 11/26/14
FT Made	7 vs. Louisville, 1/17/15
Minutes	35, 3x, last vs. Indiana, 12/2/15

Miscellaneous

	2015-16	Career
Double-figure points	5	28
Double-figure rebounds	5	22
Double-doubles	3	8
5 or more rebounds	9	67
3 or more steals	0	2
2 or more blocks	3	12
Dunks	2	24
Three-point plays	2	24

2012-13

Opponent	FG	3FG	FT	O-D-R	PF	Pts	A	TO	B	S	MIN
Georgia State	1-1	0-0	3-5	1-1-2	0	5	1	0	0	1	13
vs. [3] Kentucky	0-1	0-0	0-0	1-0-1	1	0	1	0	0	0	4
Florida Gulf Coast	2-4	0-0	0-1	1-1-2	2	4	0	1	2	2	13
vs. Minnesota	1-2	0-0	0-0	0-1-1	1	2	0	0	0	0	9
vs. VCU	0-0	0-0	0-0	0-0-0	0	0	0	0	0	0	2
vs. [2] Louisville	0-1	0-0	0-0	1-0-1	0	0	0	0	0	0	5
[4] Ohio State	0-0	0-0	0-0	0-0-0	0	0	0	0	0	0	3
Delaware	5-9	0-0	2-4	3-3-6	2	12	0	1	0	0	21
at Temple	3-5	0-0	1-1	1-1-2	1	7	1	0	1	0	9
Cornell	3-6	0-0	2-2	2-1-3	2	8	0	3	0	0	16
Elon	0-0	0-0	0-2	0-3-3	1	0	0	2	1	1	12
Santa Clara				DNP							
vs. Davidson	0-0	0-0	0-0	1-0-1	0	0	0	1	0	0	3
Wake Forest	0-0	0-0	0-0	1-1-2	1	0	0	0	0	0	4
Clemson	2-3	0-0	1-1	1-2-3	1	5	0	0	0	1	9
at [20] N.C. State	5-7	0-0	0-0	2-2-4	5	10	0	2	0	2	12
Georgia Tech	3-7	0-0	0-1	6-4-10	4	6	0	1	1	2	28
at [25] Miami	6-11	0-0	1-2	3-2-5	3	13	1	0	1	1	28*
Maryland	3-8	0-0	5-9	5-4-9	3	11	1	0	3	0	24*
at Wake Forest	0-1	0-0	0-0	1-2-3	4	0	0	1	0	1	19*
at Florida State	4-4	0-0	3-4	1-3-4	0	11	1	1	1	1	29*
N.C. State	2-3	0-0	0-0	2-3-5	3	4	0	1	1	0	25*
at Boston College	1-2	0-0	1-2	1-3-4	1	3	0	0	1	0	11*
North Carolina	1-4	0-0	0-0	3-5-8	2	2	0	0	0	1	20
at Maryland	0-0	0-0	0-0	0-2-2	2	0	0	0	0	0	8*
at Virginia Tech	1-4	0-0	2-2	2-3-5	1	4	0	0	0	0	17*
Boston College	5-7	0-0	4-5	1-0-1	5	14	1	0	1	1	21
at Virginia	1-2	0-0	0-0	0-2-2	4	2	0	0	0	0	13
[5] Miami				DNP							
Virginia Tech	1-1	0-0	0-0	1-0-1	0	2	0	0	0	0	4
at North Carolina	0-0	0-0	0-0	0-0-0	0	0	0	0	0	0	3
^ vs. Maryland				DNP							
~ vs. [5] Albany	0-0	0-0	0-0	0-0-0	0	0	0	0	0	0	4
~ vs. [22] Creighton	1-1	0-0	0-0	1-1-2	3	2	0	0	1	0	11
~ vs. [9] Michigan State				DNP							
~ vs. [2] Louisville	0-0	0-0	0-0	0-0-0	0	0	0	0	0	0	5

* Indicates Games Started
 [] AP Ranking
 ^ ACC Tournament
 ~ NCAA Tournament

2014-15

Opponent	FG	3FG	FT	O-D-R	PF	Pts	A	TO	B	S	MIN	
Presbyterian	2-4	0-0	0-0	6-4-10	4	4	0	1	0	0	16*	
Fairfield	5-8	0-0	5-6	4-5-9	1	15	3	2	0	1	24*	
vs. [19] Michigan St.	2-3	0-0	2-4	1-3-4	2	6	0	1	1	0	21*	
vs. Temple	3-5	0-0	2-5	4-4-8	3	8	1	0	1	0	31*	
vs. Stanford	3-6	0-0	3-4	4-3-7	3	9	2	0	1	2	24*	
Furman	8-9	0-0	0-0	5-7-12	3	16	2	1	1	1	24*	
Army	3-3	0-0	1-3	5-7-12	3	7	2	3	1	0	20*	
at [2] Wisconsin	3-4	0-0	0-0	0-4-4	0	6	0	0	0	1	25*	
Elon	6-7	0-0	1-3	2-3-5	1	13	2	3	0	1	22*	
vs. Connecticut	3-8	0-0	5-7	4-9-13	3	11	2	2	2	1	31*	
Toledo	1-2	0-0	0-1	3-5-8	4	2	2	1	0	2	25*	
Wofford	3-6	0-0	4-6	3-2-5	3	10	0	1	0	0	18*	
Boston College	2-2	0-0	0-1	2-2-4	2	4	1	1	0	0	17*	
at Wake Forest	2-5	0-0	0-0	0-2-2	1	4	0	2	0	2	19*	
at NC State	1-2	0-0	2-2	1-7-8	2	4	1	2	0	0	22	
Miami	7-9	0-0	0-3	6-6-12	2	14	1	2	0	1	29*	
at [6] Louisville	6-7	0-0	7-9	1-6-7	2	19	1	3	0	0	31*	
Pittsburgh	2-6	0-0	4-4	3-6-9	1	8	0	0	1	3	32*	
at St. John's	5-8	0-0	1-3	2-1-3	3	11	1	0	0	0	21*	
at [8] Notre Dame	2-4	0-0	0-3	3-2-5	0	4	0	1	1	0	17*	
at [2] Virginia	1-2	0-0	0-2	0-2-2	0	2	0	0	1	1	20*	
Georgia Tech	3-4	0-0	0-0	1-4-5	4	6	1	0	0	0	23*	
[10] Notre Dame	2-3	0-0	3-6	1-4-5	3	7	0	2	0	0	20*	
at Florida State	0-1	0-0	2-2	1-4-5	2	2	0	0	1	0	21*	
at Syracuse	1-3	0-0	0-0	2-1-3	2	2	0	2	0	0	14*	
[15] North Carolina	5-7	0-0	3-6	2-3-5	3	13	1	1	6	1	29*	
Clemson	1-2	0-0	0-0	0-0-0	1	2	0	2	0	0	16*	
at Virginia Tech	0-0	0-0	2-4	3-3-6	2	2	1	0	1	0	14	
Syracuse	1-2	0-0	0-0	0-2-2	1	2	0	1	1	0	12	
Wake Forest	2-2	0-0	0-0	3-2-5	1	4	4	1	1	1	20	
at [19] North Carolina	1-3	0-0	1-3	5-1-6	3	3	0	2	2	0	31	
^ vs. NC State	0-0	0-0	0-0	1-3-4	0	0	0	0	1	0	1	20
^ vs. [11] Notre Dame	1-1	0-0	0-0	2-1-3	2	2	0	0	0	1	0	12
~ vs. Robert Morris	4-6	0-0	2-3	2-4-6	1	10	3	2	0	0	29	
~ vs. San Diego State	0-0	0-0	0-0	0-0-0	1	0	0	0	0	0	9	
~ vs. [19] Utah	2-4	0-0	0-0	3-1-4	0	4	0	0	0	0	1	20
~ vs. [7] Gonzaga	0-0	0-0	0-0	3-1-4	1	0	0	0	0	0	0	20
~ vs. [23] Michigan State	0-0	0-0	1-2	2-5-7	3	1	0	0	1	0	0	11
~ vs. [3] Wisconsin	1-1	0-0	0-0	1-6-7	3	2	2	0	3	1	21	

* Indicates Games Started
 [] AP Ranking
 ^ ACC Tournament
 ~ NCAA Tournament


2013-14

Opponent	FG	3FG	FT	O-D-R	PF	Pts	A	TO	B	S	MIN
Davidson	4-4	0-0	2-6	0-0-0	2	10	0	0	0	1	11*
[5] vs. Kansas	7-9	0-0	3-6	1-1-2	3	17	1	1	0	0	26*
Florida Atlantic	3-6	0-0	2-3	2-3-5	3	8	0	1	1	1	14*
UNC Asheville	1-1	0-0	1-2	3-3-6	3	3	2	0	0	1	19*
East Carolina	3-3	0-0	0-2	1-4-5	2	6	0	0	0	0	12*
Vermont	1-1	0-0	0-2	2-4-6	2	2	0	1	0	0	12*
vs. Alabama	0-2	0-0	0-0	0-4-4	2	0	0	1	0	0	8
[4] vs. Arizona	0-1	0-0	0-3	3-1-4	3	0	1	1	0	1	19
[22] Michigan	3-3	0-0	0-0	1-5-6	4	6	2	0	1	1	17
Gardner-Webb	2-5	0-0	0-2	5-5-10	2	4	1	1	1	0	12
vs. UCLA	5-6	0-0	1-4	2-5-7	2	11	2	0	2	0	23
Eastern Michigan	1-4	0-0	5-5	6-8-14	3	7	0	2	1	0	21
vs. Elon	4-7	0-0	1-3	3-3-6	2	9	0	0	1	1	18
at Notre Dame	2-5	0-0	0-1	4-5-9	3	4	1	0	1	0	21
Georgia Tech	2-3	0-0	2-3	2-8-10	2	6	1	0	1	0	28*
at Clemson	3-4	0-0	1-2	0-6-6	1	7	1	0	0	0	27*
Virginia	4-4	0-0	2-3	5-10-15	3	10	2	2	1	2	28*
NC State	3-5	0-0	3-3	2-6-8	1	9	2	0	0	0	24*
at Miami	4-7	0-0	0-0	4-3-7	2	8	0	1	3	1	32*
Florida State	0-2	0-0	2-6	3-3-6	4	2	2	1	0	1	21*
[18] at Pittsburgh	5-5	0-0	4-5	6-4-10	4	14	2	0	2	1	27*
[2] at Syracuse	6-10	0-0	2-2	6-1-7	5	14	5	1	0	1	28*
Wake Forest	0-0	0-0	2-3	1-3-4	3	2	0	1	0	0	20*
at Boston College	3-3	0-0	2-2	2-4-6	1	8	1	1	0	2	29*
Maryland	3-5	0-0	1-2	5-7-12	2	7	0	0	1	1	34*
at Georgia Tech	3-4	0-0	0-2	1-2-3	2	6	1	0	0	0	29*
at North Carolina	1-3	0-0	0-0	2-1-3	4	2	0	0	1	0	23*
[1] Syracuse	2-2	0-0	1-2	1-4-5	4	5	0	2	0	0	21*
Virginia Tech	3-3	0-0	0-1	4-4-8	3	6	0	3	0	1	26*
at Wake Forest	1-3	0-0	0-0	1-2-3	3	2	1	1	1	0	15*
[14] North Carolina	3-6	0-0	2-4	6-2-8	2	8	2	0	1	3	27
^ vs. Clemson	3-6	0-0	0-0	6-7-13	3	6	1	0	0	0	34*
^ vs. NC State	3-3	0-0	0-0	3-4-7	1	6	2	0	0	2	31*
^ vs. [6] Virginia	5-7	0-0	1-2	2-2-4	4	11	1	0	0	1	30*
~ vs. Mercer	1-4	0-0	0-0	6-5-11	3	2	2	2	1	1	27*

* Indicates Games Started
 [] AP Ranking
 ^ ACC Tournament
 ~ NCAA Tournament

2015-16

Opponent	FG	3FG	FT	O-D-R	PF	Pts	A	TO	B	S	MIN
Siena	7-9	0-0	5-9	5-7-12	1	19	0	2	1	2	32*
Bryant	5-9	0-0	1-1	8-3-11	3	11	1	0	0	2	24*
[2] vs. Kentucky	7-8	0-0	2-4	8-7-15	2	15	0	2	0	0	35*
vs. VCU	2-3	0-0	2-7	4-3-7	4	6	1	2	3	0	34*
vs. Georgetown	2-5	0-0	4-6	4-4-8	5	8	1	3	0	0	31*
Yale	4-6	0-0	1-4	3-9-12	3	9	0	2	1	1	25*
Utah State	6-7	0-0	1-1	4-5-9	0	13	2	2	2	2	29*
Indiana	3-7	0-0	2-2	6-5-11	2	8	8	1	3	0	35*
Buffalo	5-6	0-0	3-4	1-7-8	4	13	0	0	1	0	28*
Georgia Southern				DNP							
vs. Utah				DNP							
Elon				DNP							
Long Beach State				DNP							
at Boston College				DNP							
at Wake Forest				DNP							
Virginia Tech				DNP							
at Clemson				DNP							
Notre Dame				DNP							
Syracuse				DNP							
at NC State			</								



13 Matt Jones

**G • 6-5 • 204 • SR-3L
DeSoto, Texas (DeSoto)**

Career

- Has played in 106 games in a Duke uniform, making 53 starts and averaging 6.2 points and 1.9 rebounds
- A career .383 shooter from three-point territory entering his senior season
- Entering his senior season, has scored in double figures 27 times
- One of the nation's most relentless perimeter defenders, regularly draws the assignment of the opponent's best perimeter player
- Has played in 10 NCAA Tournament games, averaging 5.2 points and 2.0 rebounds, and helped Duke win its fifth NCAA championship in 2015

2015-16

- Played in 35 games, all starts, with career-high averages of 10.4 points, 2.5 rebounds and 2.2 assists per outing
- Led Duke with a 2.05 assist-to-turnover ratio and ranked second on the team in three-point percentage (.415)
- For the season, ranked fifth in the ACC in three-point percentage (.415) and 10th in three-pointers per game (2.2)
- Led Duke in scoring twice and assists five times on the year
- Scored in double figures 19 times, including a pair of performances with at least 20 points
- Recorded a career-high 23 points in a home win over Indiana (12/2), knocking down a career high-tying five three-pointers
- Scored 21 points in a home win over Long Beach State (12/30) on the strength of a 4-of-7 performance from long distance
- Scored 16 points in Duke's ACC-opening win at Boston College (1/2)
- Went 4-of-5 from outside the arc and scored 14 points in a home win over No. 7 Virginia (2/13)
- Had 12 points and five rebounds in Duke's win over UNC Wilmington in the first round of the NCAA Tournament (3/17)

2014-15

- Played in all 39 games, making 14 starts and averaging 6.0 points and 2.3 rebounds per game
- Averaged 5.7 points and 2.2 rebounds during Duke's six-game run to the NCAA title
- Named to the NCAA South Regional All-Tournament Team after dropping 16 points on 4-of-7 shooting from deep to go along with three steals in the win over No. 7 Gonzaga in the Elite Eight (3/29)
- Scored in double figures seven times on the season
- Netted 10 points to help lead Duke to a win over Stanford in the Coaches vs. Cancer Classic at Barclays Center (11/22)
- Scored a season-high 17 points on 6-of-9 shooting in a home win over No. 10 Notre Dame (2/7)
- Matched his season high with 17 points and added four rebounds in a home win over Wake Forest (3/4)

2013-14

- Played in 32 contests with four starts
- Averaged 1.8 points and 0.8 rebounds per game
- Scored a season-high 13 points in a win over Alabama in the semifinals of the NIT Season Tip-Off (11/27)

High School

- Regarded as the No. 25 overall recruit in the 2013 high school class by Scout, as well as No. 36 by both ESPN and Rivals
- A 2013 McDonald's All-American Game and Jordan Brand Classic selection
- Led DeSoto to a 131-18 record over his high school career
- Averaged 17.5 points, 7.2 rebounds and 6.0 assists as a senior in 2013 to earn all-state honors
- Averaged 18.5 points, 8.5 rebounds and 3.4 assists as a junior to earn second-team All-America honors from MaxPreps

Personal

- Born Matthew Elliot Jones on Dec. 5, 1994
- Son of Mark and Arolynn Jones
- Has two sisters, Alex and Jordan, and a brother, Mason
- Jordan was a McDonald's All-American who played basketball at Texas A&M; the pair became the third brother-sister combination to earn McDonald's All-America recognition



PLAYERS

Career Statistics

SEASON	GP-GS	MP	FG-FGA	PCT.	3PT-A	PCT.	FT-FTA	PCT.	REB.	AVG.	PF-DQ	AS	TO	BS	ST	TP	AVG.
2013-14	32-4	235	15-51	.294	3-21	.143	23-41	.561	27	0.8	24-0	5	4	1	11	56	1.8
2014-15	39-14	847	84-205	.410	41-109	.376	25-35	.714	91	2.3	66-0	39	29	3	37	234	6.0
2015-16	35-35	1113	124-304	.408	76-183	.415	39-53	.736	88	2.5	91-4	80	39	7	36	363	10.4
Total	106-53	2195	223-560	.398	120-313	.383	87-129	.674	206	1.9	181-4	124	72	11	84	653	6.2

Career ACC Regular Season Statistics

SEASON	GP-GS	MP	FG-FGA	PCT.	3PT-A	PCT.	FT-FTA	PCT.	REB.	AVG.	PF-DQ	AS	TO	BS	ST	TP	AVG.
2013-14	15-4	102	6-18	.333	1-6	.167	7-16	.438	15	1.0	15-0	1	1	1	3	20	1.3
2014-15	18-6	399	44-113	.389	23-63	.365	7-8	.875	53	2.9	30-0	22	13	3	16	118	6.6
2015-16	17-17	545	46-123	.374	32-86	.372	13-20	.650	32	1.9	47-2	43	24	3	19	137	8.1
Total	50-27	1046	96-254	.378	56-155	.361	27-44	.614	100	2.0	92-2	66	38	7	38	275	5.5

Career NCAA Tournament Statistics

SEASON	GP-GS	MP	FG-FGA	PCT.	3PT-A	PCT.	FT-FTA	PCT.	REB.	AVG.	PF-DQ	AS	TO	BS	ST	TP	AVG.
2013-14	1-0	2	0-1	.000	0-0	.000	0-0	.000	0	0.0	1-0	0	0	0	0	0	0.0
2014-15	6-0	163	13-31	.419	6-16	.375	2-4	.500	13	2.2	10-0	7	6	0	9	34	5.7
2015-16	3-3	73	6-16	.375	4-10	.400	2-2	1.000	7	2.3	14-2	3	5	0	2	18	6.0
Total	10-3	238	19-48	.396	10-26	.385	4-6	.667	20	2.0	25-2	10	11	0	11	52	5.2

Career ACC Tournament Statistics


SEASON	GP-GS	MP	FG-FGA	PCT.	3PT-A	PCT.	FT-FTA	PCT.	REB.	AVG.	PF-DQ	AS	TO	BS	ST	TP	AVG.
2013-14	3-0	18	0-2	.000	0-1	.000	0-0	.000	1	0.3	0-0	1	0	0	0	0	0.0
2014-15	2-2	56	4-9	.444	1-2	.500	1-2	.500	1	1.0	2-0	0	0	0	1	15	7.5
2015-16	2-2	67	6-15	.400	4-8	.500	0-0	.000	6	3.0	6-0	4	0	0	3	16	8.0
Total	7-4	141	10-26	.385	5-11	.455	1-2	.500	8	1.1	8-0	5	0	0	4	31	4.4

Career Highs

Points	23 vs. Indiana, 12/2/15
Rebounds	6, 4x, last vs. Elon, 12/28/15
Assists	7 vs. Syracuse, 1/18/16
Steals	3, 9x, last vs. Notre Dame, 3/10/16
Blocks	2 vs. Georgia Southern, 12/15/15
FG Made	9 vs. Indiana, 12/2/15
3FG Made	5, 2x, last vs. Indiana, 12/2/15
FT Made	5, 2x, last vs. Long Beach State, 12/30/15
Minutes	45 vs. Utah, 12/19/15

Miscellaneous 2015-16 Career

Double-figure points	19	27
3 or more assists	13	16
2 or more steals	11	22
2 or more 3pt FG	24	36
Charges drawn	2	5
Dunks	0	1
Three-point plays	2	4



2013-14

Opponent	FG	3FG	FT	O-D-R	PF	Pts	A	TO	B	S	MIN
Davidson	1-4	0-2	3-4	0-0-0	3	5	1	0	0	3	17
[5] vs. Kansas	0-1	0-1	0-2	0-0-0	0	0	0	0	0	0	4
Florida Atlantic	2-3	0-1	0-0	0-0-0	1	4	0	1	0	0	8
UNC Asheville	1-4	0-1	2-2	0-3-3	1	4	1	0	0	1	14
East Carolina	0-0	0-0	2-2	0-0-0	0	2	0	0	0	0	2
Vermont	0-0	0-0	0-0	0-0-0	0	0	0	0	0	0	1
vs. Alabama	3-5	2-3	5-7	1-2-3	1	13	0	1	0	1	16
[4] vs. Arizona	0-1	0-0	0-0	0-0-0	0	0	0	0	0	0	2
[22] Michigan	0-4	0-2	2-2	2-1-3	2	2	0	1	0	0	18
Gardner-Webb	0-1	0-0	1-4	1-0-1	0	1	1	0	0	0	14
vs. UCLA	0-0	0-0	0-0	0-0-0	0	0	0	0	0	0	2
Eastern Michigan	1-4	0-2	0-0	0-0-0	0	2	0	0	0	0	4
vs. Elon	1-3	0-1	1-2	1-0-1	0	3	0	0	0	1	11
at Notre Dame				DNP							
Georgia Tech	0-0	0-0	0-0	0-0-0	1	0	0	0	0	0	2
at Clemson	0-1	0-1	0-0	0-0-0	0	0	0	0	0	0	3
Virginia	0-1	0-0	4-6	0-1-1	3	4	0	0	0	0	19*
NC State	2-3	0-1	0-0	0-2-2	2	4	0	0	0	1	17*
at Miami	1-5	1-3	2-2	1-1-2	1	5	0	0	0	0	16*
Florida State	0-2	0-0	0-0	0-1-1	2	0	0	1	0	0	6*
[18] at Pittsburgh	0-0	0-0	0-0	0-0-0	1	0	0	0	0	0	5
[2] at Syracuse	0-0	0-0	0-0	0-0-0	1	0	0	0	0	0	0+
Wake Forest	0-0	0-0	0-2	1-0-1	1	0	0	0	0	1	5
at Boston College	3-3	0-0	0-0	1-0-1	1	6	0	0	0	0	6
Maryland	0-0	0-0	1-2	1-1-2	1	1	0	0	0	0	4
at Georgia Tech	0-1	0-0	0-2	0-3-3	1	0	1	0	1	1	7
at North Carolina				DNP							
[1] Syracuse				DNP							
Virginia Tech	0-1	0-1	0-0	0-0-0	0	0	0	0	0	0	4
at Wake Forest	0-0	0-0	0-2	1-1-2	0	0	0	0	0	0	5
[14] North Carolina	0-1	0-0	0-0	0-0-0	0	0	0	0	0	0	3
^ *Clemson	0-2	0-1	0-0	1-0-1	0	0	0	0	0	0	11
^ *NC State	0-0	0-0	0-0	0-0-0	0	0	1	0	0	0	4
^ [6] *Virginia	0-0	0-0	0-0	0-0-0	0	0	0	0	0	0	3
~ *Mercer	0-1	0-1	0-0	0-0-0	1	0	0	0	0	0	2

* Indicates Games Started
 [] AP Ranking
 ^ ACC Tournament
 ~ NCAA Tournament

2015-16

Opponent	FG	3FG	FT	O-D-R	PF	Pts	A	TO	B	S	MIN
Siena	4-8	1-4	1-1	1-1-2	1	10	2	1	0	1	26*
Bryant	7-9	5-6	0-0	1-0-1	3	19	2	1	0	2	22*
[2] vs. Kentucky	5-11	3-6	3-4	0-0-0	2	16	2	0	0	2	35*
vs. VCU	4-11	2-6	0-0	2-2-4	2	10	3	4	0	0	31*
vs. Georgetown	3-13	3-7	2-3	2-2-4	1	11	3	0	0	1	38*
Yale	7-11	3-6	0-0	0-3-3	3	17	2	1	0	2	32*
Utah State	2-6	2-4	0-0	0-0-0	2	6	1	2	0	0	24*
Indiana	9-19	5-11	0-0	2-1-3	2	23	1	0	1	2	37*
Buffalo	2-8	1-4	3-4	1-3-4	2	8	0	0	0	0	32*
Georgia Southern	5-10	2-5	4-6	1-5-6	0	16	4	0	2	0	33*
vs. Utah	6-19	2-6	4-4	2-2-4	2	18	2	0	0	1	45*
Elon	6-11	3-7	2-3	3-3-6	2	17	3	1	0	0	35*
Long Beach State	6-14	4-7	5-6	3-1-4	2	21	5	0	1	1	38*
at Boston College	5-10	3-7	3-5	1-1-2	3	16	2	4	1	3	38*
at Wake Forest	1-8	0-6	0-0	1-2-3	4	2	1	1	1	1	26*
Virginia Tech	5-10	3-5	0-0	0-2-2	2	13	2	2	0	3	34*
at Clemson	2-6	1-5	0-1	0-1-1	3	5	3	2	0	2	33*
Notre Dame	3-8	2-5	0-2	1-2-3	1	8	3	2	0	0	40*
Syracuse	2-11	2-11	0-0	0-2-2	4	6	7	0	0	2	32*
at NC State	2-6	2-3	2-2	1-0-1	2	8	3	1	1	0	36*
[15] at Miami	4-11	2-5	0-0	3-1-4	5	10	0	2	0	0	33*
at Georgia Tech	2-6	2-5	0-0	1-1-2	1	6	4	1	0	1	39*
NC State	1-5	1-3	1-2	1-2-3	4	4	6	2	0	1	35*
[13] Louisville	2-6	1-4	3-4	0-0-0	2	8	3	1	0	0	32*
[7] Virginia	5-6	4-5	0-0	0-2-2	3	14	0	2	0	0	36*
[5] at North Carolina	0-3	0-1	0-0	0-1-0	0	0	0	0	0	0	9*
[18] at Louisville				DNP							
Florida State	4-8	3-7	0-0	1-2-3	3	11	5	1	0	0	34*
at Pittsburgh	2-2	1-1	2-2	1-1-2	3	7	0	1	0	0	25*
Wake Forest	4-9	4-6	2-2	1-0-1	5	14	2	1	0	3	27*
[8] North Carolina	2-8	1-7	0-0	0-0-0	2	5	2	1	0	3	36*
^ vs. *NC State	1-5	1-3	0-0	1-1-2	3	3	2	0	0	0	27*
^ vs. *Notre Dame	5-10	3-5	0-0	2-2-4	3	13	2	0	0	3	40*
~ vs. *UNC Wilmington	4-7	2-4	2-2	2-3-5	5	12	0	2	0	1	27*
~ vs. *Yale	0-4	0-2	0-0	1-0-1	5	0	2	2	0	0	20*
~ vs. [5] *Oregon	2-5	2-4	0-0	0-1-1	4	6	1	1	0	1	26*

* Indicates Games Started
 [] AP Ranking
 ^ ACC Tournament
 ~ NCAA Tournament

PLAYERS

2014-15

Opponent	FG	3FG	FT	O-D-R	PF	Pts	A	TO	B	S	MIN
Presbyterian	3-4	2-2	0-1	0-1-1	0	8	1	1	0	0	13
Fairfield	3-4	1-2	2-3	1-4-5	3	9	0	0	0	2	19
vs. [19] Michigan St.	1-4	0-2	2-2	0-0-0	3	4	1	0	0	0	22
vs. Temple	1-3	1-3	0-0	0-0-0	0	3	2	0	0	0	16
vs. Stanford	4-7	2-3	0-0	0-1-1	2	10	0	2	0	1	18
Furman	4-5	4-5	1-2	0-3-3	1	13	2	0	0	0	19
Army	2-3	0-1	2-3	0-1-1	2	6	1	2	0	2	18
at [2] Wisconsin	1-1	0-0	1-2	0-1-1	3	3	0	0	0	1	19
Elon	1-6	0-4	1-1	0-1-1	0	3	0	2	0	1	20
vs. Connecticut	0-1	0-1	0-0	0-0-0	2	0	0	0	0	0	6
Toledo	1-4	0-1	0-0	1-1-2	2	2	0	1	0	1	17
Wofford	0-4	0-1	2-2	0-2-2	3	2	1	0	0	2	18
Boston College	3-7	2-4	0-0	4-0-4	1	8	1	0	0	1	27
at Wake Forest	2-6	1-2	0-0	1-3-4	0	5	1	0	0	0	19
at NC State	1-8	1-6	2-2	1-1-2	3	5	1	2	0	1	20*
Miami	0-0	0-0	1-2	0-1-1	4	1	1	1	0	0	6
at [6] Louisville	2-4	2-3	0-0	0-1-1	1	6	0	0	0	0	8
Pittsburgh	0-2	0-0	0-0	1-0-1	0	0	0	0	0	0	10
at St. John's	2-6	0-2	0-0	2-4-6	3	4	2	2	0	1	24
at [8] Notre Dame	1-4	0-1	0-0	2-3-5	3	2	4	2	0	1	21
at [2] Virginia	4-9	1-3	0-0	1-2-3	3	9	2	0	1	0	24
Georgia Tech	4-9	1-4	2-2	3-2-5	0	11	0	1	0	1	22
[10] Notre Dame	6-9	3-5	2-2	0-1-1	2	17	1	0	0	1	27
at Florida State	0-5	0-3	0-0	3-1-4	2	0	1	2	0	0	19
at Syracuse	3-8	2-4	0-0	2-0-2	0	8	3	2	0	2	32
[15] North Carolina	2-4	1-1	0-0	3-2-5	3	5	1	0	0	1	27
Clemson	2-7	1-6	0-0	2-3-5	2	5	0	0	0	1	25*
at Virginia Tech	3-4	1-2	0-0	1-0-1	2	7	2	0	1	3	32*
Syracuse	3-7	3-5	0-0	2-1-3	1	9	1	1	0	1	30*
Wake Forest	7-15	3-10	0-0	1-3-4	3	17	2	1	1	1	28*
at [19] North Carolina	1-5	1-4	0-0	0-2-2	0	3	1	1	0	2	22*
^ vs. *NC State	3-5	1-1	4-5	0-1-1	1	11	0	0	0	0	28*
^ vs. [11] *Notre Dame	1-4	1-2	1-2	1-0-1	1	4	0	0	0	1	28*
~ vs. *Robert Morris	2-5	1-2	0-0	0-1-1	1	5	4	2	0	1	29*
~ vs. *San Diego State	1-5	1-2	0-0	1-3-4	3	3	0	1	0	0	34*
~ vs. [19] *Utah	1-4	0-2	1-2	0-0-0	2	3	0	2	0	2	21*
~ vs. [7] *Gonzaga	6-10	4-7	0-0	0-3-3	3	16	1	0	0	3	28*
~ vs. [23] *Michigan State	3-6	0-2	1-2	0-2-2	1	7	2	1	0	2	28*
~ vs. [3] *Wisconsin	0-1	0-1	0-0	1-2-3	0	0	0	0	0	1	23*

* Indicates Games Started
 [] AP Ranking
 ^ ACC Tournament
 ~ NCAA Tournament



45 Nick Pagliuca

G • 6-3 • 195 • SR-3L
Weston, Mass. (Milton Academy)

Career

- Has seen action in 24 career games
- Has excelled academically during his tenure at Duke
- Plays an integral role in practices by often simulating the opposition's top perimeter scorer

2015-16

- Played in 10 games, averaging 0.4 rebounds per appearance
- Matched his career high with two rebounds in a home win over Utah State (11/29)

2014-15

- Appeared in a career-high 11 games, averaging 0.3 points and 0.4 rebounds
- Played in two NCAA Tournament games, including one minute in the national semifinal win over Michigan State (4/4)
- Recorded a career-high two rebounds in a home win over Presbyterian (11/14)
- Scored a career-best three points in a home win over Fairfield (11/15)

2013-14


- Played in three contests, averaging 0.3 points and 0.7 rebounds
- Scored his first career point in a win over Elon (12/31)

High School

- A four-year letterwinner at Latin School
- Averaged 20.3 points and 8.5 rebounds as a senior to lead Milton to its first Independent School League championship
- Earned All-ISL, Boston Globe ISL All-Star and honorable mention All-NEPSAC Class A accolades as a senior
- Averaged 16.0 points, 7.0 rebounds and 3.0 assists as a junior

Personal

- Last name is pronounced PAL-lee-you-kah
- Born Nick Edward Pagliuca on June 15, 1994, in Newton, Mass.
- Son of Steve and Judy Pagliuca
- Father is a 1977 Duke graduate who is the managing director of Bain Capital and a co-owner of the Boston Celtics
- Brother, Joe, was a member of the Duke basketball program from 2004-07 and a three-time recipient of the team's Dr. Deryl Hart Award, given annually to the team's top scholar-athlete
- Sister, Stephanie, is a 2013 Duke graduate
- Brother, Jesse, played basketball at Amherst College
- Participated in student government and the engineering club at Milton Academy
- National Merit Scholarship recipient



Career Statistics

SEASON	GP-GS	MP	FG-FGA	PCT.	3PT-A	PCT.	FT-FTA	PCT.	REB.	AVG.	PF-DQ	AS	TO	BS	ST	TP	AVG.
2013-14	3-0	5	0-1	.000	0-0	.000	1-2	.500	2	0.7	0-0	0	0	0	0	1	0.3
2014-15	11-0	18	1-5	.200	1-4	.250	0-0	.000	4	0.4	4-0	1	0	0	0	3	0.3
2015-16	10-0	10	0-1	.000	0-1	.000	0-0	.000	4	0.4	1-0	0	1	0	1	0	0.0
Total	24-0	33	1-7	.143	1-5	.200	1-2	.500	10	0.4	5-0	1	1	0	1	4	0.2

Career Highs

Points	3 vs. Fairfield, 11/15/14
Rebounds	2, 2x, last vs. Utah State, 11/29/15
Assists	1 vs. Presbyterian, 11/14/14
Steals	1 vs. Yale, 11/25/15
FG Made	1 vs. Presbyterian, 11/15/14
3FG Made	1 vs. Presbyterian, 11/15/14
FT Made	1 vs. Elon, 12/31/13
Minutes	5 vs. Presbyterian, 11/14/14

Career ACC Regular Season Statistics

SEASON	GP-GS	MP	FG-FGA	PCT.	3PT-A	PCT.	FT-FTA	PCT.	REB.	AVG.	PF-DQ	AS	TO	BS	ST	TP	AVG.
2013-14	2-0	2	0-1	.000	0-0	.000	0-0	.000	1	0.5	0-0	0	0	0	0	0	0.0
2014-15	3-0	3	0-0	.000	0-0	.000	0-0	.000	0	0.0	4-0	0	0	0	0	0	0.0
2015-16	3-0	2	0-1	.000	0-1	.000	0-0	.000	1	0.3	1-0	0	0	0	0	0	0.0
Total	8-0	7	0-2	.000	0-1	.000	0-0	.000	2	0.3	5-0	0	0	0	0	0	0.0

Career NCAA Tournament Statistics

SEASON	GP-GS	MP	FG-FGA	PCT.	3PT-A	PCT.	FT-FTA	PCT.	REB.	AVG.	PF-DQ	AS	TO	BS	ST	TP	AVG.
2013-14	0-0	0	0-0	.000	0-0	.000	0-0	.000	0	0.0	0-0	0	0	0	0	0	0.0
2014-15	4-0	3	0-0	.000	0-0	.000	0-0	.000	1	0.3	0-0	0	0	0	0	0	0.0
2015-16	0-0	0	0-0	.000	0-0	.000	0-0	.000	0	0.0	0-0	0	0	0	0	0	0.0
Total	4-0	3	0-0	.000	0-0	.000	0-0	.000	1	0.3	0-0	0	0	0	0	0	0.0

Career ACC Tournament Statistics

SEASON	GP-GS	MP	FG-FGA	PCT.	3PT-A	PCT.	FT-FTA	PCT.	REB.	AVG.	PF-DQ	AS	TO	BS	ST	TP	AVG.
2013-14	0-0	0	0-0	.000	0-0	.000	0-0	.000	0	0.0	0-0	0	0	0	0	0	0.0
2014-15	1-0	1	0-0	.000	0-0	.000	0-0	.000	0	0.0	0-0	0	0	0	0	0	0.0
2015-16	0-0	0	0-0	.000	0-0	.000	0-0	.000	0	0.0	0-0	0	0	0	0	0	0.0
Total	1-0	1	0-0	.000	0-0	.000	0-0	.000	0	0.0	0-0	0	0	0	0	0	0.0

2013-14

Opponent	FG	3FG	FT	O-D-R	PF	Pts	A	TO	B	S	MIN
Davidson				DNP							
vs. Kansas				DNP							
Florida Atlantic				DNP							
UNC Asheville				DNP							
East Carolina				DNP							
Vermont				DNP							
vs. Alabama				DNP							
[4] vs. Arizona				DNP							
[22] Michigan				DNP							
Gardner-Webb				DNP							
vs. UCLA				DNP							
Eastern Michigan				DNP							
vs. Elon	0-0	0-0	1-2	0-0-0	0	1	0	0	0	0	3
at Notre Dame				DNP							
Georgia Tech				DNP							
at Clemson				DNP							
Virginia				DNP							
NC State	0-0	0-0	0-0	0-1-1	0	0	0	0	0	0	1
at Miami				DNP							
Florida State				DNP							
[18] at Pittsburgh				DNP							
[2] at Syracuse				DNP							
Wake Forest				DNP							
at Boston College	0-1	0-0	0-0	1-0-1	0	0	0	0	0	0	1
Maryland				DNP							
at Georgia Tech				DNP							
at North Carolina				DNP							
[1] Syracuse				DNP							
Virginia Tech				DNP							
at Wake Forest				DNP							
[14] North Carolina				DNP							
^ *Clemson				DNP							
^ *NC State				DNP							
^ [6] *Virginia				DNP							
~ *Mercer				DNP							

* Indicates Games Started
 [] AP Ranking
 ^ ACC Tournament
 ~ NCAA Tournament

2015-16

Opponent	FG	3FG	FT	O-D-R	PF	Pts	A	TO	B	S	MIN
Siena				DNP							
Bryant	0-0	0-0	0-0	0-0-0	0	0	0	0	0	0	1
[2] vs. Kentucky				DNP							
vs. VCU				DNP							
vs. Georgetown				DNP							
Yale	0-0	0-0	0-0	0-0-0	0	0	0	0	0	1	1
Utah State	0-0	0-0	0-0	0-2-2	0	0	0	1	0	0	2
Indiana	0-0	0-0	0-0	0-0-0	0	0	0	0	0	0	0+
Buffalo	0-0	0-0	0-0	0-0-0	0	0	0	0	0	0	1
Georgia Southern	0-0	0-0	0-0	0-1-1	0	0	0	0	0	0	2
vs. Utah				DNP							
Elon	0-0	0-0	0-0	0-0-0	0	0	0	0	0	0	1
Long Beach State				DNP							
at Boston College	0-0	0-0	0-0	0-0-0	0	0	0	0	0	0	1
at Wake Forest				DNP							
Virginia Tech	0-1	0-1	0-0	0-0-0	0	0	0	0	0	0	1
at Clemson				DNP							
Notre Dame				DNP							
Syracuse				DNP							
at NC State				DNP							
[15] at Miami				DNP							
at Georgia Tech				DNP							
NC State				DNP							
[13] Louisville				DNP							
[7] Virginia				DNP							
[5] at North Carolina				DNP							
[18] at Louisville	0-0	0-0	0-0	1-0-1	1	0	0	0	0	0	0+
Florida State				DNP							
at Pittsburgh				DNP							
Wake Forest				DNP							
[8] North Carolina				DNP							
^ vs. *NC State				DNP							
^ vs. *Notre Dame				DNP							
~ vs. *UNC Wilmington				DNP							
~ vs. *Yale				DNP							
~ vs. [5] *Oregon				DNP							

* Indicates Games Started
 [] AP Ranking
 ^ ACC Tournament
 ~ NCAA Tournament

2014-15

Opponent	FG	3FG	FT	O-D-R	PF	Pts	A	TO	B	S	MIN
Presbyterian	0-0	0-0	0-0	1-1-2	1	0	1	0	0	0	5
Fairfield	1-3	1-3	0-0	0-1-1	0	3	0	0	0	0	3
vs. [19] Michigan St.				-DNP-							
vs. Temple				-DNP-							
vs. Stanford				-DNP-							
Furman	0-1	0-0	0-0	0-0-0	1	0	0	0	0	0	2
Army				-DNP-							
at [2] Wisconsin				-DNP-							
Elon				-DNP-							
vs. Connecticut				-DNP-							
Toledo				-DNP-							
Wofford				-DNP-							
Boston College	0-0	0-0	0-0	0-0-0	1	0	0	0	0	0	1
at Wake Forest				-DNP-							
at NC State				-DNP-							
Miami				-DNP-							
at Louisville				-DNP-							
Pittsburgh				-DNP-							
at St. John's				-DNP-							
at [8] Notre Dame				-DNP-							
at [2] Virginia				-DNP-							
Georgia Tech				-DNP-							
[10] Notre Dame	0-0	0-0	0-0	0-0-0	0	0	0	0	0	0	1
at Florida State				-DNP-							
at Syracuse				-DNP-							
[15] North Carolina				-DNP-							
Clemson	0-0	0-0	0-0	0-0-0	1	0	0	0	0	0	1
at Virginia Tech				-DNP-							
Syracuse				-DNP-							
Wake Forest				-DNP-							
at [19] North Carolina				-DNP-							
^ vs. *NC State	0-0	0-0	0-0	0-0-0	0	0	0	0	0	0	1
^ vs. [11] *Notre Dame				-DNP-							
~ vs. *Robert Morris	0-0	0-0	0-0	1-0-1	0	0	0	0	0	0	2
~ vs. *San Diego State	0-0	0-0	0-0	0-0-0	0	0	0	0	0	0	0+
~ vs. [19] *Utah				-DNP-							
~ vs. [7] *Gonzaga	0-0	0-0	0-0	0-0-0	0	0	0	0	0	0	0+
~ vs. [23] *Michigan State	0-0	0-0	0-0	0-0-0	0	0	0	0	0	0	1
~ vs. [3] *Wisconsin				-DNP-							

* Indicates Games Started
 [] AP Ranking
 ^ ACC Tournament
 ~ NCAA Tournament



3 Grayson Allen

G • 6-5 • 202 • JR-2L
Jacksonville, Fla. (Providence School)


Career

- Has played in 71 games in a Duke uniform, making 35 starts
- Owns career averages of 13.1 points, 2.8 rebounds and 2.0 assists while shooting .459 from the floor, .403 from outside the arc and .839 from the free throw line
- Enters his junior season just 68 points shy of becoming Duke's 65th 1,000-point scorer
- Heads into the season ranked sixth on Duke's career free throw percentage chart (.839) and eighth on the program's career three-point percentage list (.403)
- Has played in nine NCAA Tournament games, helping Duke win its fifth NCAA title in 2015; has a career NCAA Tournament average of 11.2 points per game
- Earned All-America and Academic All-America honors in 2016, becoming just the sixth Duke player to garner both in the same season (also Battier, Dunleavy, Gminski, Mason Plumlee, Spanarkel)
- The first player to return to Duke after earning All-America honors the previous season since J.J. Redick and Shelden Williams in 2005-06
- A lethally efficient offensive player who is in attack mode in the open floor and has a knack for finding space on the perimeter
- Underrated as a combo guard, becoming just the ninth player to lead Duke in both scoring and assists in the same season in 2016

2015-16

- Garnered second-team All-America honors from The Sporting News and third-team accolades from both the AP and the NABC; also named a John R. Wooden Award All-American
- Named a second-team CoSIDA Academic All-American and chosen for the All-ACC Academic Team
- A finalist for the John R. Wooden Award, the Oscar Robertson Trophy and the Jerry West Shooting Guard of the Year Award
- Earned NABC All-District 2 and USBWA All-District III recognition
- A consensus first-team All-ACC selection and the coaches' ACC Co-Most Improved Player
- Two-time ACC Player of the Week (11/16, 1/4)
- Played in all 36 games, making 35 starts, and averaging 21.6 points, 4.6 rebounds, 3.5 assists and 1.3 steals in 36.6 minutes
- Shot .466 from the floor, a team-high .417 from three-point territory and .837 from the free throw line
- Was just the ninth player to lead Duke in scoring (21.6) and assists (3.5) in the same season, as well as just the eighth Duke player to average over 20.0 points per game and hand out more than 100 assists (127)
- Increased his scoring by 17.2 points per game over his freshman year, setting new Duke and ACC records for single-season scoring increase
- Ranked 15th nationally and fifth among major-conference players in scoring (21.6) and made the eighth-most free throws in Division I (211)
- For the season, ranked second in the ACC in scoring (21.6), third in three-point field goals per game (2.5) and minutes played (36.6), fourth in three-point percentage (.417), fifth in free throw percentage (.837), eighth in steals (1.3) and 10th in assist-to-turnover ratio (1.76)
- Averaged 21.9 points, 4.2 rebounds, 3.6 assists and 1.4 steals per contest in ACC play while shooting .479 from the field, .435 from outside the arc and .802 from the stripe
- Ranked second in the conference in scoring (21.9) and three-pointers per game (2.8), third in three-point percentage (.435), fourth in minutes played (37.7), eighth in steals (1.4), ninth in field goal percentage (.479) and 10th in free throw percentage (.802) in ACC play
- Averaged 22.3 points, 6.0 rebounds and 3.0 assists in Duke's three NCAA Tournament games

- Set Duke NCAA Tournament game records for free throws made (15) and attempted (17) in the Blue Devils' opening round win over UNC Wilmington
- Scored in double figures 34 times in 36 games and led Duke in scoring on 21 occasions; reached the 20-point mark 19 times, put up four 30-point games and had a pair of double-doubles
- Paced Duke in assists 22 times and rebounds three times
- Scored 779 points to rank seventh on Duke's single-season scoring list and record the second-highest scoring campaign in program history by a sophomore
- Made 211 free throws to tie for sixth on Duke's single-season chart
- Named MVP of the 2K Classic after averaging 31.0 points, 5.5 rebounds and 3.5 assists in wins over VCU (11/20) and Georgetown (11/22) at Madison Square Garden
- Scored a career-high 33 points in a home win over Long Beach State (12/30)
- Scored 28 points on 7-of-11 shooting and handed out a career-high seven assists in a win at NC State (1/23)
- Knocked down a career-high seven three-pointers on his way to a 27-point, seven-rebound night in a win at Georgia Tech (2/2)
- Made the game-winning shot as time expired in a home win over No. 7 Virginia (2/13), finishing with 15 points and a career high-tying seven assists
- Scored 23 points and grabbed seven rebounds in a win at No. 5 North Carolina (2/17)
- Put up 30 points, shooting 14-of-19 from the line, and a career-high five steals in a home win over Wake Forest (3/1)
- Recorded his second double-double of the season with 23 points, 10 rebounds and five assists in the NCAA Tournament first-round win over UNC Wilmington (3/17)
- Knocked down 10-of-15 shots from the floor and 5-of-7 shots from outside the arc en route to 29 points in the win over Yale in the second round of the NCAA Tournament (3/19)



2014-15


- NCAA Tournament Final Four All-Tournament Team selection after averaging 12.5 points on .500 shooting from the floor and .909 from the line to help Duke win its fifth national championship
- Named to the All-ACC Academic Team
- Played in 35 games, averaging 4.4 points and 1.0 rebounds
- Led Duke in scoring once and netted double-figure points five times
- Scored 18 points in his Duke debut, knocking down 5-of-7 shots from the floor against Presbyterian (11/14)
- Scored a season-high 27 points on 9-of-11 shooting in a home win over Wake Forest (3/4)
- Served as a huge catalyst for Duke off the bench in the national championship game against No. 3 Wisconsin (4/6), scoring 16 points on 5-of-8 shooting

High School

- A consensus top-40 recruit in the 2014 high school class
- Led Providence School to a 90-10 record with one state title and two state semifinal appearances
- Named a 2014 McDonald's All-American and won the slam dunk contest at the Powerade Jam Fest, becoming the third Duke recruit to win the event
- Selected for the 2014 Jordan Brand Classic
- Named a MaxPreps fifth-team All-American as a senior
- Averaged 22.8 points, 6.7 rebounds, 4.2 assists and 1.7 steals per game as a senior
- Led Providence to a 35-1 record and the Florida 3A state championship as a junior with averages of 19.6 points, 4.8 rebounds and 4.1 assists
- Scored 31 points in the state title game and shot 15-of-29 from the floor in the state final four
- Selected for the 2013 Nike Global Challenge and led his team to a silver medal with an average of 16.0 points per game
- Averaged 12.7 points and 4.3 assists per game as a sophomore

Personal

- Born Grayson James Allen on Oct. 8, 1995, in Jacksonville, Fla.
- Son of William and Sherry Allen
- Graduated cum laude from Providence School and earned an AP diploma
- Named a First Coast All-Star Scholar-Athlete in 2014
- Vice President of the Providence School student government
- Member of Fellowship of Christian Athletes and volunteered with Best Buddies



PLAYERS

Career Statistics

SEASON	GP-GS	MP	FG-FGA	PCT.	3PT-A	PCT.	FT-FTA	PCT.	REB.	AVG.	PF-DQ	AS	TO	BS	ST	TP	AVG.
2014-15	35-0	322	45-106	.425	18-52	.346	45-53	.849	35	1.0	42-2	14	15	5	10	153	4.4
2015-16	36-35	1317	239-513	.466	90-216	.417	211-252	.837	165	4.6	98-4	127	72	5	47	779	21.6
Total	71-35	1639	284-619	.459	108-268	.403	256-305	.839	200	2.8	140-6	141	87	10	57	932	13.1

Career ACC Regular Season Statistics

SEASON	GP-GS	MP	FG-FGA	PCT.	3PT-A	PCT.	FT-FTA	PCT.	REB.	AVG.	PF-DQ	AS	TO	BS	ST	TP	AVG.
2014-15	16-0	138	18-43	.419	9-24	.375	22-25	.880	15	0.9	14-0	5	5	1	1	67	4.2
2015-16	18-18	678	124-259	.479	50-115	.435	97-121	.802	75	4.2	55-3	64	42	2	26	395	21.9
Total	34-18	816	142-302	.470	59-139	.424	119-146	.815	90	2.6	69-3	69	47	3	27	462	13.6

Career NCAA Tournament Statistics

SEASON	GP-GS	MP	FG-FGA	PCT.	3PT-A	PCT.	FT-FTA	PCT.	REB.	AVG.	PF-DQ	AS	TO	BS	ST	TP	AVG.
2014-15	6-0	71	10-24	.417	2-7	.286	12-15	.800	8	1.3	8-0	0	1	0	1	34	5.7
2015-16	3-3	120	18-40	.450	7-17	.412	24-28	.857	18	6.0	7-0	9	7	0	1	67	22.3
Total	9-3	191	28-64	.438	9-24	.375	36-43	.837	26	2.9	15-0	9	8	0	2	101	11.2

Career ACC Tournament Statistics

SEASON	GP-GS	MP	FG-FGA	PCT.	3PT-A	PCT.	FT-FTA	PCT.	REB.	AVG.	PF-DQ	AS	TO	BS	ST	TP	AVG.
2014-15	2-0	32	5-13	.385	1-6	.167	0-0	.000	4	2.0	9-1	3	1	2	0	11	11.0
2015-16	2-2	83	13-35	.371	9-24	.375	11-12	.917	6	3.0	9-1	9	3	0	6	46	23.0
Total	4-2	115	18-48	.375	10-30	.333	11-12	.917	10	2.5	18-2	12	4	2	6	57	14.3

Career Highs

Points	33 vs. Long Beach State, 12/30/15
Rebounds	11 vs. Buffalo, 12/5/15
Assists	7, 2x, last vs. Virginia, 2/13/16
Steals	5 vs. Wake Forest, 3/1/16
Blocks	2 vs. NC State, 3/12/15
3FG Made	11, 2x, last vs. North Carolina, 3/5/16
FT Made	7 at Georgia Tech, 2/2/16
FT Made	15, 2x, last vs. UNCW, 3/17/16
Minutes	44 vs. Notre Dame, 3/10/16

Miscellaneous 2015-16 Career

Double-figure points	34	39
20-pt games	19	20
3 or more 3pt FG	16	17
5 or more assists	13	13
2 or more steals	12	14
Dunks	20	25
Three-point plays	16	19
Four-point plays	0	1

2014-15

Opponent	FG	3FG	FT	O-D-R	PF	Pts	A	TO	B	S	MIN
Presbyterian	5-7	2-3	6-7	0-1-1	1	18	3	1	1	3	18
Fairfield	3-5	1-3	2-2	0-1-1	5	9	1	1	0	2	13
vs. [19] Michigan St.	0-1	0-0	0-0	0-1-1	0	0	0	0	0	0	1
vs. Temple	1-1	1-1	3-4	0-0-0	0	6	0	0	0	0	6
vs. Stanford				-DNP-							
Furman	2-7	1-5	0-0	2-1-3	3	5	1	1	1	0	13
Army	0-2	0-2	0-0	0-1-1	1	0	1	0	0	0	10
at [2] Wisconsin				-DNP-							
Elon	0-0	0-0	0-0	0-1-1	0	0	0	1	0	1	8
vs. Connecticut	0-0	0-0	0-0	0-0-0	0	0	0	0	0	0	2
Toledo	0-1	0-0	0-0	0-0-0	1	0	0	1	0	0	3
Wofford	1-1	1-1	0-0	0-0-0	0	3	0	0	0	0	4
Boston College	0-3	0-2	0-0	0-0-0	1	0	0	0	0	0	6
at Wake Forest	0-0	0-0	0-0	0-0-0	0	0	0	1	0	0	1
at NC State	0-0	0-0	0-0	0-0-0	0	0	0	0	0	0	2
Miami	1-2	0-1	2-2	1-0-1	0	4	0	1	0	0	8
at [6] Louisville				-DNP-							
Pittsburgh	0-0	0-0	0-0	0-0-0	0	0	0	0	0	0	0+
at St. John's	0-1	0-0	0-0	0-0-0	0	0	0	1	0	1	3
at [8] Notre Dame				-DNP-							
at [2] Virginia	0-1	0-1	1-2	0-0-0	2	1	0	1	0	0	11
Georgia Tech	0-1	0-1	0-0	1-0-1	0	0	0	0	0	0	3
[10] Notre Dame	1-3	1-2	2-2	0-2-2	0	5	1	0	1	0	16
at Florida State	1-4	0-1	0-0	0-0-0	1	2	0	0	0	0	11
at Syracuse	1-2	1-1	2-2	0-1-1	1	5	2	0	0	1	8
[15] North Carolina	0-2	0-0	2-2	0-0-0	0	2	0	0	0	0	4
Clemson	3-5	1-3	3-3	0-2-2	3	10	1	1	0	0	18
at Virginia Tech	1-2	1-2	1-2	0-0-0	1	4	0	0	0	0	7
Syracuse	0-1	0-1	0-0	1-1-2	1	0	1	1	0	0	8
Wake Forest	9-11	4-5	5-6	2-2-4	3	27	0	0	0	0	24
at [19] North Carolina	1-6	1-4	4-4	0-2-2	1	7	0	0	0	0	11
^ vs. [NC State	5-10	1-4	0-0	1-2-3	5	11	3	1	2	0	21
^ vs. [11] Notre Dame	0-3	0-2	0-0	0-1-1	4	0	0	2	0	1	11
~ vs. [Robert Morris	0-3	0-2	1-2	0-0-0	1	1	0	0	0	0	12
~ vs. [San Diego State	2-2	1-1	0-0	0-1-1	4	5	0	0	0	0	9
~ vs. [19] Utah	1-4	0-0	1-2	0-0-0	0	3	0	0	0	0	9
~ vs. [7] Gonzaga	0-1	0-0	0-0	0-0-0	0	0	0	0	0	0	3
~ vs. [23] Michigan State	2-6	0-2	5-6	1-4-5	3	9	0	1	0	0	17
~ vs. [3] Wisconsin	5-8	1-2	5-5	0-2-2	0	16	0	0	0	1	21


* Indicates Games Started
 [] AP Ranking
 ^ ACC Tournament
 ~ NCAA Tournament

2015-16

Opponent	FG	3FG	FT	O-D-R	PF	Pts	A	TO	B	S	MIN
Siena	8-13	2-5	8-8	1-4-5	1	26	2	1	0	1	31*
Bryant	8-18	3-7	9-10	1-2-3	1	28	6	2	1	1	32*
[2] vs. Kentucky	2-11	1-2	1-3	0-3-3	4	6	1	4	0	1	28*
vs. VCU	9-15	4-8	8-9	0-6-6	1	30	3	3	1	1	37
vs. Georgetown	9-12	5-6	9-9	1-4-5	3	32	4	2	0	2	38*
Yale	4-10	0-2	6-6	2-3-5	4	14	5	1	0	1	32*
Utah State	8-15	2-5	4-4	1-4-5	1	22	2	0	1	1	29*
Indiana	7-11	0-1	2-2	1-4-5	2	16	3	0	0	0	38*
Buffalo	5-15	1-3	11-13	0-11-11	1	22	1	2	0	1	36*
Georgia Southern	6-11	2-5	4-6	3-4-7	2	18	5	2	0	1	35*
vs. Utah	3-18	1-7	0-2	1-3-4	4	7	2	1	0	1	37*
Elon	7-15	1-3	2-2	0-2-2	1	17	5	1	0	3	28*
Long Beach State	8-15	2-6	15-17	1-4-5	2	33	6	1	0	0	35*
at Boston College	5-8	0-1	7-8	1-8-9	3	17	5	3	0	3	39*
at Wake Forest	7-10	3-4	7-8	0-3-3	4	24	3	1	1	2	32*
Virginia Tech	6-14	2-7	2-4	1-6-7	4	16	4	3	0	0	32*
at Clemson	7-9	3-4	0-2	0-0-0	2	17	4	4	0	0	39*
Notre Dame	5-11	2-6	6-7	0-2-2	3	18	6	1	0	0	39*
Syracuse	7-15	3-8	1-1	0-1-1	2	18	1	2	1	1	38*
at NC State	11-17	1-5	5-5	1-6-7	4	28	7	1	0	0	34*
[15] at Miami	6-17	1-5	4-6	3-4-4	3	17	2	3	0	1	39*
at Georgia Tech	9-17	7-10	2-2	1-6-7	5	27	4	3	0	1	37*
NC State	6-11	4-7	12-12	0-1-1	3	28	4	2	0	1	39*
[13] Louisville	5-12	4-6	5-5	0-4-4	3	19	1	1	0	0	39*
[7] Virginia	4-11	0-4	7-11	1-6-7	2	15	7	1	0	2	40*
[5] at North Carolina	7-18	1-5	8-10	1-6-7	2	23	0	2	0	2	40*
[18] at Louisville	8-12	5-8	8-9	0-1-1	6	29	3	5	0	1	36*
Florida State	7-20	3-10	1-2	0-3-3	0	18	5	1	0	3	40*
at Pittsburgh	6-13	3-9	7-8	0-3-3	1	22	2	4	0	2	38*
Wake Forest	7-16	2-5	14-19	0-5-5	3	30	1	3	0	5	37*
[8] North Carolina	11-28	6-11	1-2	0-4-4	5	29	5	2	0	2	40*
^ vs. [NC State	6-14	4-9	3-4	0-2-2	4	19	6	2	0	2	39*
^ vs. [Notre Dame	7-21	5-15	8-8	1-3-4	5	27	3	1	0	4	44*
~ vs. [UNC Wilmington	4-12	0-4	15-17	2-8-10	2	23	5	3	0	0	40*
~ vs. [Yale	10-15	5-7	4-4	0-2-2	2	29	1	4	0	1	40*
~ vs. [5] Oregon	4-13	2-6	5-7	0-6-6	3	15	3	0	0	0	40*

* Indicates Games Started
 [] AP Ranking
 ^ ACC Tournament
 ~ NCAA Tournament





34 Sean Obi

F • 6-9 • 255 • JR-2L
Kaduna, Nigeria
(Greens Farms Academy)

Career

- Has played in 40 collegiate games, averaging 8.7 points and 7.2 rebounds
- Transferred to Duke in 2014 after playing his freshman season at Rice
- Became the fifth player to transfer to Duke under head coach Mike Krzyzewski, joining Roshown McLeod (1995 - St. John's), Dahntay Jones (2000 - Rutgers), Seth Curry (2009 - Liberty) and Rodney Hood (2012 - Mississippi State)
- An excellent communicator on the court

2015-16

- Played in 10 games, averaging 0.5 points and 1.0 rebounds
- Made his Duke debut in a home win over Siena (11/13), scoring one point
- Scored two points and recorded a season-high four rebounds against Notre Dame in the quarterfinals of the ACC Tournament (3/10)

2014-15

- Sat out the 2014-15 season due to NCAA transfer rules

2013-14

- A Conference USA All-Freshman Team selection
- Member of the 2014 C-USA Commissioner's Honor Roll
- Averaged 11.4 points and 9.3 rebounds while playing all 30 games and making 29 starts
- Led C-USA in rebounding (9.3) and ranked fourth in field goal percentage (.591)
- Ranked 30th nationally and second among freshmen in rebounding (9.3)
- Set Rice's freshman record with 279 rebounds and tied the school's freshman record with a .591 field goal percentage



- Recorded 11 double-doubles, the ninth-best single-season total in Rice history
- Led the Owls in rebounding 26 times and scoring on 13 occasions

High School

- Led Green Farms Academy to the NEPSAC Class C Tournament title as a senior
- Averaged 17.0 points, 12.0 rebounds, 3.1 assists and 2.7 blocks per game as a senior
- Tallied 1,299 points, 1,090 rebounds and 56 double-doubles in less than three full seasons at Green Farms
- Averaged 18.2 points and 20.0 rebounds as a junior, recording double-doubles in all 23 games
- Earned Head of School honors two times

Personal

- Last name is pronounced o-BEE
- Born Sean Obi on Jan. 16, 1995, in Kaduna, Nigeria
- Guardians are Steve and Bobbi Eggers
- Has two brothers, including former Rice teammate Hunter Eggers, and two sisters
- Moved to the United States prior to his sophomore year in high school and has played organized basketball for just five years

PLAYERS

2013-14 (at Rice)

Opponent	FG	3FG	FT	O-D-R	PF	Pts	A	TO	B	S	MIN
St. Thomas	3-4	0-0	2-3	3-5-8	2	8	1	4	2	0	22*
Southeastern La.	5-6	0-0	1-4	2-4-6	4	11	2	3	0	0	20*
at Texas A&M	4-5	0-0	0-0	1-8-9	4	8	1	0	0	1	24*
at A&M-Corpus Christi	7-9	0-0	2-5	5-6-11	1	16	1	2	0	1	32*
Princeton	3-7	0-0	3-5	4-5-9	2	9	0	3	2	0	20*
vs Rider	3-5	0-0	0-0	0-6-6	3	6	2	1	0	0	20*
at Santa Clara	8-9	0-0	1-3	2-7-9	4	17	1	3	1	0	23*
at Houston Baptist	4-9	0-0	5-7	1-5-6	3	13	0	0	1	1	23*
South Alabama	9-16	0-0	7-11	5-14-19	5	25	2	1	0	1	41*
Northwood	2-3	0-0	7-10	3-8-11	2	11	0	2	1	2	26*
vs Houston	3-9	0-0	3-4	5-2-7	5	9	0	3	1	0	19*
at Texas	3-8	0-0	4-5	5-7-12	2	10	1	0	0	1	23*
Harvard	2-7	0-0	2-3	4-4-8	3	6	2	3	0	1	25*
FIU	3-6	0-0	1-3	2-6-8	0	7	0	1	1	0	23*
Florida Atlantic	7-11	0-0	0-0	1-9-10	3	14	1	4	0	1	23*
at Southern Miss	4-7	0-0	1-2	1-4-5	2	9	1	0	2	0	26*
at Tulane	3-4	0-0	6-8	4-8-12	3	12	0	4	1	1	22*
Marshall	11-13	0-0	0-3	5-12-17	3	22	2	1	2	0	31*
Charlotte	4-9	0-0	0-3	3-4-7	5	8	1	2	0	1	29*
at UTSA	9-15	0-0	1-2	1-9-10	5	19	1	0	0	0	30*
at UTEP	2-3	0-0	1-3	2-11-13	2	5	0	1	2	1	35*
North Texas	8-10	0-0	2-2	1-12-13	2	18	0	3	1	0	32*
Tulsa	3-7	0-0	3-6	3-9-12	4	9	0	1	0	0	30*
at Louisiana Tech	2-6	0-0	2-4	2-2-4	1	6	0	2	1	0	27*
at Old Dominion	5-12	0-0	1-4	1-9-10	4	11	1	4	2	1	34*
at East Carolina	7-8	0-0	0-0	3-9-12	4	14	1	2	0	0	31*
UAB	5-7	0-0	2-2	2-5-7	4	12	0	2	1	0	21*
at Middle Tennessee	1-3	0-0	1-4	0-4-4	4	3	1	4	1	1	21*
Louisiana Tech	6-10	0-0	0-4	1-4-5	1	12	2	1	0	0	25
% vs North Texas	4-9	0-0	4-4	2-7-9	4	12	0	2	0	1	33*

* Indicates Games Started
% C-USA Tournament

2015-16

Opponent	FG	3FG	FT	O-D-R	PF	Pts	A	TO	B	S	MIN
Siena	0-0	0-0	1-2	0-0-0	1	1	0	0	0	0	3
Bryant				DNP							
[2] vs. Kentucky				DNP							
vs. VCU				DNP							
vs. Georgetown				DNP							
Yale				DNP							
Utah State	0-0	0-0	0-0	0-0-0	3	0	0	0	0	0	2
Indiana				DNP							
Buffalo				DNP							
Georgia Southern	1-1	0-0	0-0	1-0-1	0	2	0	0	0	0	4
vs. Utah				DNP							
Elon	0-1	0-0	0-0	1-2-3	1	0	0	0	1	0	5
Long Beach State	0-0	0-0	0-0	0-0-0	0	0	0	0	0	0	1
at Boston College				DNP							
at Wake Forest	0-0	0-0	0-0	1-0-1	1	0	0	1	0	0	1
Virginia Tech				DNP							
at Clemson				DNP							
Notre Dame	0-0	0-0	0-2	1-0-1	0	0	0	0	0	0	2
Syracuse	0-0	0-0	0-0	0-0-0	1	0	0	1	0	0	2
at NC State	0-0	0-0	0-0	0-0-0	0	0	0	0	0	0	1
[15] at Miami				DNP							
at Georgia Tech				DNP							
NC State				DNP							
[13] Louisville				DNP							
[7] Virginia				DNP							
[5] at North Carolina				DNP							
[18] at Louisville				DNP							
Florida State				DNP							
at Pittsburgh				DNP							
Wake Forest				DNP							
[8] North Carolina				DNP							
^ vs. ¹⁰ NC State				DNP							
^ vs. ¹⁴ Notre Dame	0-0	0-0	2-2	2-2-4	1	2	0	0	0	0	6
~ vs. ¹³ UNC Wilmington				DNP							
~ vs. ¹² Yale				DNP							
~ vs. [5] ¹ Oregon				DNP							

* Indicates Games Started
[] AP Ranking
^ ACC Tournament
~ NCAA Tournament

Career Statistics

SEASON	GP-GS	MP	FG-FGA	PCT.	3PT-A	PCT.	FT-FTA	PCT.	REB.	AVG.	PF-DQ	AS	TO	BS	ST	TP	AVG.
2013-14	30-29	791	140-237	.591	0-0	.000	62-114	.544	279	9.3	91-4	24	59	22	15	342	11.4
2015-16	10-0	27	1-2	.500	0-0	.000	3-6	.500	10	1.0	8-0	0	2	1	0	5	0.5
TOTAL	40-29	818	141-239	.590	0-0	.000	65-120	.542	289	7.2	99-4	24	61	23	15	347	8.7

Career ACC Regular Season Statistics

SEASON	GP-GS	MP	FG-FGA	PCT.	3PT-A	PCT.	FT-FTA	PCT.	REB.	AVG.	PF-DQ	AS	TO	BS	ST	TP	AVG.
2015-16	4-0	6	0-0	.000	0-0	.000	0-2	.000	2	0.5	2-0	0	2	0	0	0	0.0
TOTAL	4-0	6	0-0	.000	0-0	.000	0-2	.000	2	0.5	2-0	0	2	0	0	0	0.0

Career C-USA Regular Season Statistics

SEASON	GP-GS	MP	FG-FGA	PCT.	3PT-A	PCT.	FT-FTA	PCT.	REB.	AVG.	PF-DQ	AS	TO	BS	ST	TP	AVG.
2013-14	16-15	440	80-131	.611	0-0	.000	21-50	.420	149	9.3	47-2	11	32	14	6	181	11.3
TOTAL	16-15	440	80-131	.611	0-0	.000	21-50	.420	149	9.3	47-2	11	32	14	6	181	11.3

Career ACC Tournament Statistics

SEASON	GP-GS	MP	FG-FGA	PCT.	3PT-A	PCT.	FT-FTA	PCT.	REB.	AVG.	PF-DQ	AS	TO	BS	ST	TP	AVG.
2015-16	1-0	6	0-0	.000	0-0	.000	2-2	1.000	4	4.0	1-0	0	0	0	0	2	2.0
TOTAL	1-0	6	0-0	.000	0-0	.000	2-2	1.000	4	4.0	1-0	0	0	0	0	2	2.0

Career C-USA Tournament Statistics

SEASON	GP-GS	MP	FG-FGA	PCT.	3PT-A	PCT.	FT-FTA	PCT.	REB.	AVG.	PF-DQ	AS	TO	BS	ST	TP	AVG.
2013-14	1-1	33	4-9	.444	0-0	.000	4-4	1.000	9	9.0	4-0	0	2	0	1	12	12.0
TOTAL	1-1	33	4-9	.444	0-0	.000	4-4	1.000	9	9.0	4-0	0	2	0	1	12	12.0

* Played 2013-14 season at Rice

Career Highs (^ - at Rice)

Points	25 vs. South Alabama, 12/7/13 [^]
Rebounds	19 vs. South Alabama, 12/7/13 [^]
Assists	2, 6x, most recent vs. La. Tech, 2/15/14 [^]
Steals	2 vs. Northwood, 12/19/13 [^]
Blocks	2, 6x, most recent vs. Old Dominion, 2/20/14 [^]
FG Made	11 vs. Marshall, 1/23/14 [^]
FT Made	7, 2x, most recent vs. Northwood, 12/19/13 [^]
Minutes	41 vs. South Alabama, 12/7/13 [^]

Miscellaneous	2015-16	Career
Double-figure points	0	17
20-pt games	0	2
Double-figure rebounds	0	13
Double-doubles	0	11
2 or more blocks	0	6



53 Brennan Besser

G • 6-5 • 188 • SO-1L
Chicago, Ill. (Latin School)

Career

- Has seen action in one career game
- A high-motor guard with length who competes hard in practice on a daily basis
- Regularly one of the last Duke players off the practice floor after helping facilitate additional workouts for his teammates

2015-16

- Saw one minute of action against Elon (12/28)

High School

- A three-year letterwinner at Latin School
- Averaged 14.6 points and 7.1 rebounds as a senior

Personal

- Born Brennan Jacob Besser on April 22, 1997, in Chicago
- Son of Charles and Rebecca Besser
- Father played golf at Marquette
- Has four older sisters: Lauren, Rachel, Elena and Jacqueline



2015-16

Opponent	FG	3FG	FT	O-D-R	PF	Pts	A	TO	B	S	MIN
Siena				DNP							
Bryant				DNP							
[2] vs. Kentucky				DNP							
vs. VCU				DNP							
vs. Georgetown				DNP							
Yale				DNP							
Utah State				DNP							
Indiana				DNP							
Buffalo				DNP							
Georgia Southern				DNP							
vs. Utah				DNP							
Elon	0-1	0-1	0-0	0-0-0	0	0	0	0	0	0	1
Long Beach State				DNP							
at Boston College				DNP							
at Wake Forest				DNP							
Virginia Tech				DNP							
at Clemson				DNP							
Notre Dame				DNP							
Syracuse				DNP							
at NC State				DNP							
[15] at Miami				DNP							
at Georgia Tech				DNP							
NC State				DNP							
[13] Louisville				DNP							
[7] Virginia				DNP							
[5] at North Carolina				DNP							
[18] at Louisville				DNP							
Florida State				DNP							
at Pittsburgh				DNP							
Wake Forest				DNP							
[8] North Carolina				DNP							
^ vs. ¹² NC State				DNP							
^ vs. ¹⁰ Notre Dame				DNP							
~ vs. ¹² UNC Wilmington				DNP							
~ vs. ¹² Yale				DNP							
~ vs. [5] ¹ Oregon				DNP							

* Indicates Games Started
[] AP Ranking
^ ACC Tournament
~ NCAA Tournament

PLAYERS

Career Statistics

SEASON	GP-GS	MP	FG-FGA	PCT.	3PT-A	PCT.	FT-FTA	PCT.	REB.	AVG.	PF-DQ	AS	TO	BS	ST	TP	AVG.
2015-16	1-0	1	0-1	.000	0-1	.000	0-0	.000	0	0.0	0-0	0	0	0	0	0	0.0
Total	1-0	1	0-1	.000	0-1	.000	0-0	.000	0	0.0	0-0	0	0	0	0	0	0.0

Career Highs

Minutes 1 vs. Elon, 12/28/15

Career ACC Regular Season Statistics

SEASON	GP-GS	MP	FG-FGA	PCT.	3PT-A	PCT.	FT-FTA	PCT.	REB.	AVG.	PF-DQ	AS	TO	BS	ST	TP	AVG.
2015-16	0-0	0	0-0	.000	0-0	.000	0-0	.000	0	0.0	0-0	0	0	0	0	0	0.0
Total	0-0	0	0-0	.000	0-0	.000	0-0	.000	0	0.0	0-0	0	0	0	0	0	0.0

Career NCAA Tournament Statistics

SEASON	GP-GS	MP	FG-FGA	PCT.	3PT-A	PCT.	FT-FTA	PCT.	REB.	AVG.	PF-DQ	AS	TO	BS	ST	TP	AVG.
2015-16	0-0	0	0-0	.000	0-0	.000	0-0	.000	0	0.0	0-0	0	0	0	0	0	0.0
Total	0-0	0	0-0	.000	0-0	.000	0-0	.000	0	0.0	0-0	0	0	0	0	0	0.0

Career ACC Tournament Statistics

SEASON	GP-GS	MP	FG-FGA	PCT.	3PT-A	PCT.	FT-FTA	PCT.	REB.	AVG.	PF-DQ	AS	TO	BS	ST	TP	AVG.
2015-16	0-0	0	0-0	.000	0-0	.000	0-0	.000	0	0.0	0-0	0	0	0	0	0	0.0
Total	0-0	0	0-0	.000	0-0	.000	0-0	.000	0	0.0	0-0	0	0	0	0	0	0.0



2 Chase Jeter

F/C • 6-10 • 230 • SO-1L
Las Vegas, Nevada (Bishop Gorman)

Career

- Has seen action in 32 games, averaging 1.9 points and 1.9 rebounds
- An athletic big man who crashes the glass and is aggressive around the rim
- A hard worker who led Duke with eight charges drawn as a freshman

2015-16

- Named to the All-ACC Academic Team
- Played in 32 games, averaging 1.9 points and 1.9 rebounds in 7.9 minutes
- Averaged 2.3 points and 2.3 rebounds in Duke's three NCAA Tournament games
- Scored a season-high seven points and grabbed four rebounds in a home win over Bryant (11/14)
- Chipped in four points in the win over Georgetown in the 2K Classic championship game (11/22)
- Matched his season high with seven points and set a season high with six rebounds against Notre Dame in the ACC Tournament quarterfinals (3/10)

USA Basketball

- Named to the 2015 United States Junior National Select Team and finished with five points and five rebounds at the Nike Hoop Summit
- Averaged 6.6 points and 4.4 rebounds at the 2014 FIBA Americas U18 Championship to help lead the U.S. to the gold medal
- Participated in the 2013 USA Basketball Men's Developmental National Team mini-camp

High School

- Rated as the No. 11 overall recruit in the 2015 high school class by ESPN, as well as No. 15 by Scout and No. 16 by Rivals
- A McDonald's All-American and the Nevada Gatorade Player of the Year in 2015
- Averaged 16.2 points and 10.6 rebounds as a senior to help lead Bishop Gorman to a 27-6 record and a fourth consecutive Nevada Division I state title
- Earned Sunset League co-MVP honors as a senior
- Received third-team Junior All-America honors from MaxPreps in 2014
- Averaged 15.0 points, 11.0 rebounds and 3.0 blocks per game as a junior to pace Bishop Gorman to a 30-3 record

Personal

- Born Chase Michael Jeter on Sept. 19, 1997, in Las Vegas
- Son of Christian and Kimberly Jeter
- Father played basketball at UNLV and was a member of the Runnin' Rebels 1990 NCAA championship team
- Has an older brother, Rashad
- National Honor Society member who maintained a 3.86 grade point average in high school



2015-16

Opponent	FG	3FG	FT	O-D-R	PF	Pts	A	TO	B	S	MIN
Siena	0-3	0-0	3-4	2-3-5	2	3	0	1	0	0	11
Bryant	2-3	0-0	3-3	2-2-4	2	7	0	0	1	1	16
[2] vs. Kentucky	0-0	0-0	0-0	0-0-0	3	0	0	1	1	0	4
vs. VCU				DNP							
vs. Georgetown	2-2	0-0	0-1	1-1-2	0	4	0	1	0	0	5
Yale	1-1	0-0	0-1	1-0-1	0	2	0	0	1	0	5
Utah State	1-1	0-0	1-2	1-2-3	2	3	2	1	0	0	13
Indiana				DNP							
Buffalo	0-2	0-0	0-0	0-0-0	1	0	0	0	0	0	3
Georgia Southern	1-2	0-0	0-0	2-1-3	1	2	0	1	1	1	17
vs. Utah	0-1	0-0	0-2	0-2-2	2	0	0	2	0	0	6
Elon	2-3	0-0	1-1	2-3-5	3	5	1	3	1	0	15
Long Beach State	0-0	0-0	0-0	0-1-1	2	0	0	2	0	0	9
at Boston College	0-0	0-0	2-4	0-1-1	2	2	0	2	1	0	6
at Wake Forest	0-0	0-0	0-0	0-0-0	1	0	0	0	0	0	7
Virginia Tech	0-0	0-0	0-0	1-0-1	4	0	0	0	0	0	8
at Clemson	0-0	0-0	0-0	0-1-1	5	0	0	0	0	0	4
Notre Dame	0-0	0-0	0-0	0-0-0	1	0	0	0	0	0	0+
Syracuse				DNP							
at NC State				DNP							
[15] at Miami	0-1	0-0	0-0	0-0-0	1	0	0	0	0	0	2
at Georgia Tech	1-1	0-0	0-0	0-1-1	4	2	0	0	0	0	8
NC State	1-1	0-0	0-2	0-1-1	1	2	0	0	0	0	4
[13] Louisville	1-2	0-0	0-0	1-2-3	1	2	0	1	0	0	5
[7] Virginia	0-0	0-0	0-0	0-0-0	0	0	0	0	0	0	1
[5] at North Carolina	0-0	0-0	0-0	1-0-1	2	0	0	1	0	0	5
[18] at Louisville	1-1	0-0	3-3	2-0-2	2	5	1	0	0	1	17
Florida State	1-3	0-0	1-2	1-4-5	0	3	0	0	1	0	12
at Pittsburgh	0-1	0-0	0-0	1-1-2	2	0	0	1	0	0	9
Wake Forest	0-0	0-0	1-2	0-0-0	2	1	0	0	0	0	5
[8] North Carolina	0-0	0-0	0-0	0-1-1	1	0	0	1	0	0	7
^ vs. ¹⁰ NC State	2-3	0-0	1-3	2-1-3	2	5	0	0	0	0	8
^ vs. Notre Dame	3-4	0-0	1-2	3-3-6	5	5	0	1	0	0	14
~ vs. ¹¹ UNC Wilmington	1-1	0-0	3-5	1-1-2	2	5	0	0	1	0	11
~ vs. ¹² Yale	0-0	0-0	0-0	0-2-2	1	0	0	0	1	0	8
~ vs. [5] Oregon	1-2	0-0	0-0	1-2-3	2	2	0	0	0	0	9

* Indicates Games Started
 [] AP Ranking
 ^ ACC Tournament
 ~ NCAA Tournament

Career Statistics

SEASON	GP-GS	MP	FG-FGA	PCT.	3PT-A	PCT.	FT-FTA	PCT.	REB.	AVG.	PF-DQ	AS	TO	BS	ST	TP	AVG.
2015-16	32-0	254	21-38	.553	0-0	.000	20-37	.541	61	1.9	59-2	4	19	9	3	62	1.9
Total	32-0	254	21-38	.553	0-0	.000	20-37	.541	61	1.9	59-2	4	19	9	3	62	1.9

Career ACC Regular Season Statistics

SEASON	GP-GS	MP	FG-FGA	PCT.	3PT-A	PCT.	FT-FTA	PCT.	REB.	AVG.	PF-DQ	AS	TO	BS	ST	TP	AVG.
2015-16	16-0	100	5-10	.500	0-0	.000	7-13	.538	19	1.2	29-1	1	6	2	1	17	1.1
Total	16-0	100	5-10	.500	0-0	.000	7-13	.538	19	1.2	29-1	1	6	2	1	17	1.1

Career NCAA Tournament Statistics

SEASON	GP-GS	MP	FG-FGA	PCT.	3PT-A	PCT.	FT-FTA	PCT.	REB.	AVG.	PF-DQ	AS	TO	BS	ST	TP	AVG.
2015-16	3-0	28	2-3	.667	0-0	.000	3-5	.600	7	2.3	5-0	0	0	2	0	7	2.3
Total	3-0	28	2-3	.667	0-0	.000	3-5	.600	7	2.3	5-0	0	0	2	0	7	2.3

Career ACC Tournament Statistics

SEASON	GP-GS	MP	FG-FGA	PCT.	3PT-A	PCT.	FT-FTA	PCT.	REB.	AVG.	PF-DQ	AS	TO	BS	ST	TP	AVG.
2015-16	2-0	22	5-7	.714	0-0	.000	2-5	.400	9	4.5	7-1	0	1	0	0	12	6.0
Total	2-0	22	5-7	.714	0-0	.000	2-5	.400	9	4.5	7-1	0	1	0	0	12	6.0

Career Highs

Points	7, 2x, last vs. Notre Dame, 3/10/16
Rebounds	6 vs. Notre Dame, 3/10/16
Assists	2 vs. Utah State, 11/29/15
Steals	1, 3x, last at Louisville, 2/20/16
Blocks	1, 9x, last vs. Yale, 3/19/16
FG Made	3 vs. Notre Dame, 3/10/16
FT Made	3, 4x, last vs. UNCW, 3/17/16
Minutes	17, 2x, last at Louisville, 2/20/16

Miscellaneous 2015-16 Career

Double-figure points	0	0
20-pt games	0	0
Dunks	5	5
5 or more rebounds	4	4
2 or more steals	0	0
2 or more blocks	0	0
Charges drawn	8	8
Three-point plays	4	4



5 Luke Kennard

G • 6-5 • 202 • SO-1L
Franklin, Ohio (Franklin)

Career

- Has played in 36 games, making 11 starts and averaging 11.8 points, 3.6 rebounds and 1.5 assists
- Has played in three NCAA Tournament games, averaging 10.3 points and 7.3 rebounds
- A dynamic offensive player who can score from all three levels
- Turned in one of the best freshman seasons from the free throw line in Duke history, converting at a rate of 88.9 percent

2015-16

- Played in all 36 games and made 11 starts
- Averaged 11.8 points, 3.6 rebounds and 1.5 assists for the year; posted averages of 12.4 points, 2.9 rebounds and 1.8 assists in ACC play
- Led Duke with an .889 free throw percentage, tied for the third-best in program history by a freshman
- For the season, ranked seventh among ACC freshmen in scoring (11.8)
- Averaged 10.3 points, 7.3 rebounds and 1.7 steals in Duke's three NCAA Tournament games
- Led Duke in scoring four times, assists four times and rebounds twice; had one double-double on the year
- Tallied double-figure points 21 times, including seven games with 20-plus points and one 30-point performance
- Had three 20-point games off the bench, the most ever by a Duke freshman
- Made 55 three-pointers to rank seventh on Duke's freshman chart and tied Duke's freshman record for threes in a game with six against NC State (2/6)
- Scored 22 points on 7-of-9 shooting, including a 4-of-5 mark from outside the arc, in a home win over Utah State (11/29)
- Scored 24 points on the strength of a 12-of-13 performance at the free throw line and had eight rebounds against Utah at Madison Square Garden (12/19)
- Shot 7-of-11 from the floor and 9-of-9 from the stripe to finish with 23 points, five rebounds and three assists in a win at Wake Forest (1/6)
- Scored a career-high 30 points on 10-of-15 shooting, going 4-of-6 from long distance, and added eight rebounds against Notre Dame at Cameron Indoor Stadium (1/16)
- Named ACC Rookie of the Week after tying the Duke freshman record with six three-pointers in a game as part of a 26-point afternoon in a home win over NC State (2/6)
- Netted 15 points and knocked down the go-ahead three-pointer with less than two minutes to play in Duke's win at No. 5 North Carolina (2/17)
- Made 10-of-19 shots to finish with 22 points in Duke's win over NC State in the second round of the ACC Tournament (3/9)
- Recorded his first career double-double with 13 points and a game-high 11 rebounds against Oregon in the Sweet 16 (3/24)

USA Basketball


- Scored a team-high 22 points for the United States Junior National Select Team at the 2015 Nike Hoop Summit
- Averaged 13.8 points and 3.2 rebounds per game to help the U.S. win gold at the 2014 FIBA Americas U18 Championship
- Shot .548 from the floor, .517 from beyond the arc and .800 from the free throw line during the five-game run to the gold medal
- Scored a tournament-high 30 points in the United States' opening-round win over Uruguay

High School

- Ranked as the No. 22 overall recruit in the 2015 high school class by Scout, as well as No. 24 by ESPN and No. 25 Rivals
- The 2015 Parade National Player of the Year, becoming the fifth Duke signee to claim the award
- A 2015 McDonald's All-American
- Won the Powerade Jam Fest three-point shooting contest, becoming the ninth Blue Devil to win the competition
- Named the Gatorade Ohio Player of the Year and Ohio Mr. Basketball in both 2014 and 2015
- Finished his career ranked second in Ohio boys basketball history with 2,997 points
- Guided Franklin to a 26-2 record as a senior in 2015 with averages of 38.1 points, 9.7 rebounds, 5.9 assists and 2.2 steals
- Scored 50 or more points on five occasions during his senior season
- Averaged 41.0 points, 10.4 rebounds and 4.0 assists as a junior to earn MaxPreps Junior All-America honors
- Scored a school-record 59 points in a win over Monroe as a junior
- Named first-team all-state and second-team MaxPreps Sophomore All-America after averaging 27.0 points, 10.0 rebounds and 4.0 assists in 2013
- Earned honorable mention all-state honors as a freshman, averaging 16.0 points, 7.0 rebounds and 4.0 assists
- Lettered three years at quarterback for Franklin's football team
- Named Ohio Division II Offensive Player of the Year in 2013 after throwing for 2,331 yards and 26 touchdowns; also ran for 214 yards and four touchdowns

Personal

- Born Luke Douglas Kennard on June 24, 1996, in Middletown, Ohio
- Son of Mark and Jennifer Kennard
- Has an older sister, Lauren
- Member of the National Honor Society and the Fellowship of Christian Athletes



2015-16

Opponent	FG	3FG	FT	O-D-R	PF	Pts	A	TO	B	S	MIN
Siena	4-8	1-3	0-0	0-1-1	3	9	0	0	0	1	26
Bryant	5-9	1-5	0-0	0-4-4	1	11	1	0	0	3	22
[2] vs. Kentucky	0-5	0-3	2-2	1-1-2	0	2	1	0	0	0	14
vs. VCU	0-4	0-3	2-2	1-3-4	1	2	0	0	0	0	20
vs. Georgetown	2-5	0-3	4-4	0-1-1	2	8	0	0	0	0	14
Yale	2-8	2-6	6-6	0-2-2	1	12	1	0	0	3	23
Utah State	7-9	4-5	4-5	0-1-1	1	22	1	4	0	1	26
Indiana	3-10	1-5	0-0	2-2-4	2	7	2	0	1	0	22
Buffalo	2-7	1-3	2-2	2-1-3	2	7	0	1	0	0	15
Georgia Southern	4-13	1-7	2-2	2-3-5	2	11	2	2	0	0	29*
vs. Utah	5-9	2-5	12-13	5-3-8	2	24	0	0	0	1	27
Elon	5-12	4-8	4-4	3-3-6	2	18	4	2	0	2	28
Long Beach State	2-6	1-4	4-5	0-4-4	3	9	1	0	1	1	21
at Boston College	7-11	1-5	2-3	0-5-5	3	17	2	0	1	0	27
at Wake Forest	7-11	0-1	9-9	1-4-5	3	23	3	1	0	1	32
Virginia Tech	4-8	1-2	2-2	1-2-3	3	11	1	1	0	0	26
at Clemson	4-11	2-5	0-0	0-2-2	0	10	3	1	0	2	30
Notre Dame	10-15	4-6	6-7	1-7-8	4	30	1	4	0	1	37*
Syracuse	0-9	0-7	0-0	0-4-4	2	0	2	0	0	0	28*
at NC State	4-12	2-8	2-2	0-1-1	2	12	1	1	0	0	31*
[15] at Miami	3-8	1-3	2-3	0-5-5	1	9	2	0	0	1	32*
at Georgia Tech	2-4	0-1	4-4	0-1-1	2	8	1	0	0	0	15
NC State	9-15	6-11	2-2	3-1-4	1	26	2	2	0	2	32
[13] Louisville	3-7	2-4	3-4	0-2-2	2	11	0	1	0	0	20
[7] Virginia	0-1	0-1	0-0	0-1-1	0	0	0	1	0	0	12
[5] at North Carolina	6-9	3-4	0-0	0-1-1	2	15	1	1	0	0	32
[18] at Louisville	3-10	1-5	2-4	0-1-1	5	9	3	0	0	1	36*
Florida State	5-9	0-2	2-3	2-1-3	4	12	2	0	0	3	25
at Pittsburgh	3-10	3-8	2-2	0-2-2	0	11	3	0	0	1	28
Wake Forest	0-4	0-2	0-0	0-2-2	0	0	3	0	0	0	21
[8] North Carolina	6-13	4-9	4-4	1-2-3	2	20	2	0	0	2	36
^ vs. ¹⁰ NC State	10-19	2-7	9-11	1-3-4	2	22	3	0	0	2	35*
^ vs. Notre Dame	2-14	0-6	2-2	3-2-5	2	6	3	3	0	1	39*
~ vs. ¹⁰ UNC Wilmington	2-9	1-4	0-0	3-3-6	1	5	1	2	1	2	30*
~ vs. ¹² Yale	4-9	3-6	2-2	1-4-5	2	13	1	1	1	2	38*
~ vs. [5] ¹ Oregon	6-12	1-5	0-0	2-9-11	4	13	1	0	1	1	32*

* Indicates Games Started
 [] AP Ranking
 ^ ACC Tournament
 ~ NCAA Tournament

Career Statistics

SEASON	GP-GS	MP	FG-FGA	PCT.	3PT-A	PCT.	FT-FTA	PCT.	REB.	AVG.	PF-DQ	AS	TO	BS	ST	TP	AVG.
2015-16	36-11	961	141-335	.421	55-172	.320	88-99	.889	129	3.6	69-1	54	28	6	34	425	11.8
Total	36-11	961	141-335	.421	55-172	.320	88-99	.889	129	3.6	69-1	54	28	6	34	425	11.8

Career ACC Regular Season Statistics

SEASON	GP-GS	MP	FG-FGA	PCT.	3PT-A	PCT.	FT-FTA	PCT.	REB.	AVG.	PF-DQ	AS	TO	BS	ST	TP	AVG.
2015-16	18-5	500	76-167	.455	30-84	.357	42-49	.857	53	2.9	36-1	32	13	1	14	224	12.4
Total	18-5	500	76-167	.455	30-84	.357	42-49	.857	53	2.9	36-1	32	13	1	14	224	12.4

Career NCAA Tournament Statistics

SEASON	GP-GS	MP	FG-FGA	PCT.	3PT-A	PCT.	FT-FTA	PCT.	REB.	AVG.	PF-DQ	AS	TO	BS	ST	TP	AVG.
2015-16	3-3	100	12-30	.400	5-15	.333	2-2	1.000	22	7.3	7-0	3	3	3	5	31	10.3
Total	3-3	100	12-30	.400	5-15	.333	2-2	1.000	22	7.3	7-0	3	3	3	5	31	10.3

Career ACC Tournament Statistics

SEASON	GP-GS	MP	FG-FGA	PCT.	3PT-A	PCT.	FT-FTA	PCT.	REB.	AVG.	PF-DQ	AS	TO	BS	ST	TP	AVG.
2015-16	2-2	74	12-33	.364	2-13	.154	2-3	.667	9	4.5	4-0	6	3	0	3	28	14.0
Total	2-2	74	12-33	.364	2-13	.154	2-3	.667	9	4.5	4-0	6	3	0	3	28	14.0

Career Highs

Points	30 vs. Notre Dame, 1/16/16
Rebounds	11 vs. Oregon, 3/24/16
Assists	4 vs. Elon, 12/28/15
Steals	3, 2x, last vs. Florida State, 2/25/16
Blocks	1, 6x, last vs. Oregon, 3/24/16
FG Made	10, 2x, last vs. NC State, 3/9/16
FT Made	12 vs. Utah, 12/19/15
Minutes	39 vs. Notre Dame, 3/10/16

Miscellaneous 2015-16 Career

Double-figure points	21	21
20-pt games	7	7
3 or more 3pt FG	8	8
Dunks	3	3
5 or more assists	0	0
2 or more steals	9	9
Charges drawn	4	4
Three-point plays	4	4



30 Antonio Vrankovic

C • 7-0 • 261 • SO-1L
Fort Lauderdale, Fla.
(Pine Crest School)

Career

- Has seen action in five career games
- A promising young big with a body built to sustain the toll of playing on the block in major college basketball
- A gifted scorer in the low post with an array of moves, and a developing rebounder on both ends of the floor
- Added to his game and gained confidence playing against Marshall Plumlee every day in practice as a freshman

2015-16

- Played in five games, averaging 0.8 points and 1.4 rebounds
- Had his best night of the season in the home win over Bryant (11/14), scoring four points and grabbing three rebounds

High School

- A three-year letterwinner at Pine Crest School
- A two-time Sun Sentinel first-team all-county honoree, as well as a two-time Class 4A-2A All-Broward first-team selection
- Averaged 27.5 points, 16.1 rebounds and 5.0 blocks per game as a senior
- Scored 55 points in a game against Taravella High School, shooting 24-of-48 from the floor, to tie Brandon Knight's school single-game scoring record
- Averaged 18.7 points, 12.4 rebounds and 3.8 blocks per contest as a junior in 2014
- Posted averages of 10.7 points, 11.3 rebounds and 2.7 blocks as a sophomore

Personal

- Last name is pronounced Vran-koe-vitch
- Born Antonio Vrankovic on Oct. 28, 1996, in Minneapolis
- Son of Stojko and Lovorka Vrankovic
- Father played five NBA seasons with Celtics, Timberwolves and Clippers during the 1990s; also competed internationally for Yugoslavia, winning Olympic silver medals in 1988 and 1992, as well as FIBA World Cup bronze medals in 1986 and 1994
- Has two older sisters, Andrea and Matea



2015-16

Opponent	FG	3FG	FT	O-D-R	PF	Pts	A	TO	B	S	MIN
Siena	0-0	0-0	0-0	1-0-1	0	0	0	0	0	0	1
Bryant	2-2	0-0	0-0	1-2-3	0	4	0	0	0	1	4
[2] vs. Kentucky				DNP							
vs. VCU				DNP							
vs. Georgetown				DNP							
Yale				DNP							
Utah State	0-0	0-0	0-0	0-1-1	2	0	0	2	1	0	4
Indiana				DNP							
Buffalo				DNP							
Georgia Southern				DNP							
vs. Utah				DNP							
Elon	0-0	0-0	0-0	0-2-2	0	0	0	0	0	0	4
Long Beach State				DNP							
at Boston College				DNP							
at Wake Forest				DNP							
Virginia Tech				DNP							
at Clemson				DNP							
Notre Dame				DNP							
Syracuse				DNP							
at NC State				DNP							
[15] at Miami				DNP							
at Georgia Tech	0-0	0-0	0-0	0-0-0	1	0	0	1	0	0	1
NC State				DNP							
[13] Louisville				DNP							
[7] Virginia				DNP							
[5] at North Carolina				DNP							
[18] at Louisville				DNP							
Florida State				DNP							
at Pittsburgh				DNP							
Wake Forest				DNP							
[8] North Carolina				DNP							
^ vs. ¹¹ NC State				DNP							
^ vs. Notre Dame				DNP							
~ vs. ¹³ UNC Wilmington				DNP							
~ vs. ¹² Yale				DNP							
~ vs. [5] Oregon				DNP							

* Indicates Games Started
 [] AP Ranking
 ^ ACC Tournament
 ~ NCAA Tournament

Career Statistics

SEASON	GP-GS	MP	FG-FGA	PCT.	3PT-A	PCT.	FT-FTA	PCT.	REB.	AVG.	PF-DQ	AS	TO	BS	ST	TP	AVG.
2015-16	5-0	14	2-2	1.000	0-0	.000	0-0	.000	7	1.4	3-0	0	3	1	1	4	0.8
Total	5-0	14	2-2	1.000	0-0	.000	0-0	.000	7	1.4	3-0	0	3	1	1	4	0.8

Career Highs

Points	4 vs. Bryant, 11/14/15
Rebounds	3 vs. Bryant, 11/14/15
Steals	1 vs. Bryant, 11/14/15
Blocks	1 vs. Utah State, 11/29/15
FG Made	2 vs. Bryant, 11/14/15
Minutes	4, 3x, last vs. Elon, 12/28/15

Career ACC Regular Season Statistics

SEASON	GP-GS	MP	FG-FGA	PCT.	3PT-A	PCT.	FT-FTA	PCT.	REB.	AVG.	PF-DQ	AS	TO	BS	ST	TP	AVG.
2015-16	1-0	1	0-0	.000	0-0	.000	0-0	.000	0	0.0	1-0	0	1	0	0	0	0.0
Total	1-0	1	0-0	.000	0-0	.000	0-0	.000	0	0.0	1-0	0	1	0	0	0	0.0

Career NCAA Tournament Statistics

SEASON	GP-GS	MP	FG-FGA	PCT.	3PT-A	PCT.	FT-FTA	PCT.	REB.	AVG.	PF-DQ	AS	TO	BS	ST	TP	AVG.
2015-16	0-0	0	0-0	.000	0-0	.000	0-0	.000	0	0.0	0-0	0	0	0	0	0	0.0
Total	0-0	0	0-0	.000	0-0	.000	0-0	.000	0	0.0	0-0	0	0	0	0	0	0.0

Career ACC Tournament Statistics

SEASON	GP-GS	MP	FG-FGA	PCT.	3PT-A	PCT.	FT-FTA	PCT.	REB.	AVG.	PF-DQ	AS	TO	BS	ST	TP	AVG.
2015-16	0-0	0	0-0	.000	0-0	.000	0-0	.000	0	0.0	0-0	0	0	0	0	0	0.0
Total	0-0	0	0-0	.000	0-0	.000	0-0	.000	0	0.0	0-0	0	0	0	0	0	0.0



50

Justin Robinson

F • 6-8 • 194 • R-FR-1L
San Antonio, Texas
(San Antonio Christian Academy)

Career

- Long, athletic wing with natural basketball instincts
- Capable of both finishing at the rim and knocking down perimeter shots
- Redshirted his first year in the program, making gains both on the basketball court and in the weight room

2015-16

- Did not see game action while redshirting the season
- Played 10 minutes in the exhibition game against Livingstone (11/4), recording three rebounds

High School

- A three-year letterwinner at San Antonio Christian Academy
- Led the school to a 33-8 record as a senior, averaging 13.5 points, 10.2 rebounds and 4.6 blocks per game
- Named to the TAPPS 4A All-District 4 first team and the TAPPS 4A South Regional All-Tournament Team in 2015
- Helped lead San Antonio Christian Academy to a 37-10 mark as a junior with averages of 12.2 points, 7.8 rebounds and 5.6 blocks

Personal

- Born Justin Michael Robinson on Oct. 14, 1996, in San Antonio
- Son of David and Valerie Robinson
- Father was the No. 1 overall pick in the 1987 NBA Draft and played 14 NBA seasons, all with the San Antonio Spurs
- David Robinson was the 1987 National Player of the Year as a senior at Navy and averaged 21.1 points, 10.6 rebounds and 3.0 blocks per game during his professional career; he was enshrined in the Naismith Memorial Basketball Hall of Fame in 2009
- Has two older brothers: Corey, a former football player at Notre Dame, and David
- National Honor Society member





20 Marques Bolden

**C • 6-11 • 245 • FR-HS
DeSoto, Texas (DeSoto)**

USA Basketball

- Member of the 2015 USA Basketball Men's Junior National Team
- Helped the U.S. earn a 101-67 win over World Select at the 2016 Nike Hoop Summit in Portland

High School

- Ranked as the No. 8 overall recruit and No. 1 center in the 2016 high school class by Scout
- Also the top-ranked center, and No. 15 overall prospect, in the 247 Sports rankings
- Rated No. 11 overall by Rivals and No. 16 overall by ESPN
- Named a McDonald's All-American in 2016, scoring 13 points and securing seven rebounds to help lead the West to a 114-107 victory
- Competed in the 2016 Jordan Brand Classic, tallying eight points and five rebounds
- Honored as a first-team MaxPreps All-American and an honorable mention Naismith Trophy All-American as a senior in 2016
- Averaged 23.4 points, 10.2 rebounds and 2.6 blocks per game as a senior to lead DeSoto to the Texas Class 6A state title
- Also named Dallas Morning News Player of the Year and earned Louisville Courier-Journal Super Five third-team accolades in 2016
- Participated in the 2015 NBPA Top 100 camp following his junior year
- Averaged 11.4 points and 8.4 rebounds as a junior in 2015, garnering Dallas Morning News All-Area honors
- Named 2014 Texas Class 5A Sophomore of the Year after helping lead DeSoto to a 31-4 record and a berth in the state semifinals

Personal

- Born Marques Terrell Bolden on April 17, 1998, in Dallas
- Son of Melvin and Carolyn Bolden
- Has two sisters, Tyondra and Delisia
- Uncle, Elmer Williams, played football at Oklahoma State



PLAYERS



12

Javin DeLaurier

F • 6-10 • 220 • FR-HS
Shipman, Va. (Saint Anne's-Belfield)


High School

- Ranked as the No. 39 overall recruit in the 2016 high school class by both Rivals and 247 Sports
- Rated No. 41 overall in the class by Rivals and No. 44 overall by ESPN
- A two-time NBPA Top 100 Camp participant
- Finished his high school career as STAB's all-time leader in rebounds and assists and the school's second-leading all-time scorer
- Averaged 21.9 points, 12.9 rebounds, 4.1 assists and 3.3 blocks per game as a senior to earn All-Central Virginia Player of the Year honors
- Also named Prep League Player of the Year and VISAA Division II first-team all-state for the second consecutive season after leading STAB to its third straight VISAA state tournament berth
- Averaged 13.1 points and 8.1 rebounds on the AAU circuit with Team Loaded in the summer of 2015, helping the team win the adidas Uprising Summer Championships in Las Vegas
- Averaged 21.8 points, 13.3 rebounds, 5.1 assists and 4.2 blocks per game as a junior to lead STAB to the quarterfinals of the 2015 state tournament
- Honored as Prep League Player of the Year and a VISAA Division II first-team all-state selection in 2015
- Posted averages of 11.7 points, 12.7 rebounds and 3.0 blocks per contest as a sophomore at STAB in 2014

Personal

- Full name is Javin Que DeLaurier
- Born on April 7, 1998, in Mission Viejo, Calif.
- Son of Jason and C'ta DeLaurier
- Has three brothers: Ethan, Eli and Jack
- Mother played college basketball at Rutgers, earning Atlantic 10 Tournament MVP honors in 1993
- Aunt, Deanna Mitchelson, played college basketball at Virginia





1
Harry Giles

F • 6-10 • 220 • FR-HS
Winston-Salem, N.C.
(Oak Hill Academy [Va.])

USA Basketball


- Owns three gold medals as a member of the USA Basketball program: 2015 FIBA U19 World Championship, 2014 FIBA U17 World Championship and 2013 FIBA Americas U16 Championship
- Has played in 16 games for USA Basketball, making nine starts and averaging 11.8 points and 8.0 rebounds per contest
- Member of the U.S. team that won the 2016 Nike Hoop Summit in Portland, but was unable to play due to injury
- Selected to participate in the 2015-16 USA Basketball Men's Junior National Team minicamp
- Named to the 2015 FIBA U19 World Championship All-Tournament Team after averaging a double-double of 14.0 points and 10.6 rebounds to lead the U.S. to the gold medal
- Averaged 10.9 points and 6.1 rebounds at the 2014 FIBA U17 World Championship
- Posted averages of 7.0 points and 5.5 rebounds at the 2013 FIBA Americas U16 Championship
- Named to the 2013-14 USA Basketball Men's Developmental National Team

High School

- Ranked as the consensus No. 1 overall recruit in the 2016 high school class by the Recruiting Services Consensus Index
- Rated the No. 1 overall recruit in the class by ESPN, as well as No. 2 overall by Rivals, Scout and 247 Sports
- Named to the 2016 Jordan Brand Classic but was unable to participate due to injury
- Earned inclusion on the 2016 Louisville Courier-Journal Super Five first team despite missing his senior season due to injury
- Honored as a first-team All-USA selection by USA Today, a third-team Naismith Trophy All-American and fourth-team MaxPreps All-American as a junior in 2015 after averaging 23.9 points and 12.5 rebounds to lead Wesleyan Christian Academy to a 30-5 record and an NCISAA 3A runner-up finish
- Also named a first-team MaxPreps Junior All-American and the All-USA North Carolina Player of the Year as a junior
- Averaged 12.5 points and 9.5 rebounds per game as a freshman to propel Wesleyan Christian to the 2013 NCISAA 3A state championship
- Named MaxPreps National Freshman of the Year in 2013
- Also named NCISAA 3A all-state and PACIS Player of the Year as a freshman

Personal

- Born Harry Lee Giles III on April 22, 1998, in Winston-Salem, N.C.
- Son of Harry and Melissa Giles
- Father played football and basketball at Winston-Salem State
- Has a brother, Marquis, and three sisters, Shari, Shalaria and Quanetra



PLAYERS



15

Frank Jackson

G • 6-3 • 205 • FR-HS
Alpine, Utah (Lone Peak)

USA Basketball


- Selected to participate in the 2015-16 USA Basketball Men's Junior National Team minicamp
- Member of the U.S. team that defeated World Select, 101-67, at the 2016 Nike Hoop Summit in Portland


High School

- Ranked as the No. 10 overall recruit and No. 4 point guard in the 2016 high school class by ESPN
- Also rated No. 12 overall by Rivals, No. 13 by 247 Sports and No. 18 by Scout
- Named a 2016 McDonald's All-American, scoring 19 points on 7-of-11 shooting to earn co-MVP honors after leading the West to a 114-107 win; became the fifth Duke player to earn at least a share of the game's MVP award
- Won the McDonald's All-American Game dunk contest, becoming the fourth Duke player to claim the title
- Participated in the 2016 Jordan Brand Classic
- A semifinalist for the 2016 Naismith Boys High School Player of the Year award
- Named a second-team Naismith Trophy All-American, a second-team MaxPreps All-American and a third-team USA Today All-USA selection as a senior
- Earned inclusion on the Louisville Courier-Journal Super Five third team in 2016
- Named Utah Mr. Basketball, Utah Gatorade Player of the Year and Salt Lake Tribune Player of the Year as a senior after averaging 28.1 points, 6.4 rebounds and 3.0 assists per game
- Garnered inclusion on the USA Today All-USA Preseason Boys Basketball Team prior to his senior campaign
- A 2015 NBPA Top 100 Camp participant
- Scored 20 points at the 2015 Under Armour Elite 24 in Brooklyn to claim co-MVP honors
- Averaged 26.9 points, 4.5 rebounds and 2.0 steals per game as a junior in 2015 to earn fourth-team MaxPreps All-America honors
- A first-team All-USA Utah selection, a first-team Class 5A coaches' all-state pick and a Salt Lake Tribune all-state honoree in 2015
- Set a Lone Peak school record with a 54-point night on Dec. 18, 2014, in a win over Clark County (Nev.) at the Jerry Tarkanian Classic in Las Vegas
- Led Lone Peak to its fourth consecutive Utah Class 5A state title - a first in state history - in 2014 with an average of 17.9 points as a sophomore
- Collected honorable mention MaxPreps Sophomore All-America accolades and Deseret News first-team 5A all-state honors in 2014
- Finished his high school career with 2,079 points to rank sixth in Utah high school history

Personal

- Born Franklin Willis Jackson on May 4, 1998, in Washington, D.C.
- Son of Al and Juleen Jackson
- Father is a former Utah state senator
- Has a brother, Alvin III, and three sisters, Kayla, Mary Alice and Marie





O
Jayson Tatum

F • 6-8 • 205 • FR-HS
St. Louis, Mo.
(Chaminade College Prep)

USA Basketball


- Owns three gold medals as a member of the USA Basketball program: 2015 FIBA U19 World Championship, 2014 FIBA U17 World Championship and 2013 FIBA Americas U16 Championship
- Recorded 14 points and four rebounds to help the U.S. defeat World Select at the 2016 Nike Hoop Summit in Portland
- Selected to participate in the 2015-16 USA Basketball Men's Junior National Team minicamp
- Averaged 13.9 points and 4.6 rebounds to help lead the U.S. to gold at the 2015 FIBA U19 World Championship
- Helped guide the U.S. to gold at the 2014 FIBA U17 World Championship with averages of 11.3 points and 3.1 rebounds
- Averaged 10.0 points and 4.6 rebounds per contest as the U.S. won the gold medal at the 2013 FIBA Americas U16 Championship
- Named to the 2013-14 USA Basketball Men's Developmental National Team

High School

- Ranked as the No. 3 overall recruit in the 2016 high school class by ESPN and Rivals, as well as No. 4 overall by Scout and 247 Sports
- Named 2016 Gatorade Male Athlete of the Year, joining Greg Paulus (2005) as the two Duke players to win the award
- Named 2016 Gatorade National Player of the Year, becoming the second Duke player to earn the honor (Jabari Parker, 2012)
- A 2016 McDonald's All-American, scoring 18 points and grabbing five rebounds in the game
- Named to the 2016 Jordan Brand Classic, scoring 18 points and recording eight boards
- A finalist for the 2016 Naismith Boys High School Player of the Year award
- A first-team USA Today All-USA selection, Naismith Trophy All-American and MaxPreps All-American as a senior in 2016
- Earned inclusion on the Louisville Courier-Journal Super Five first team
- Named Gatorade Missouri Player of the Year and All-USA Missouri Player of the Year for the second consecutive season in 2016
- Averaged 29.5 points and 9.1 rebounds, posting six 40-point games, as a senior to lead Chaminade to the Missouri Class 5A state title
- Named to the 2015-16 All-USA Preseason Boys Basketball Team by USA Today prior to his senior season
- Averaged 26.5 points and 11.7 rebounds per game as a junior in 2015 earning second-team Naismith Trophy All-America honors and National Junior of the Year accolades from MaxPreps
- Earned his second consecutive Gatorade Missouri Player of the Year and was named the All-USA Missouri Player of the Year in 2015
- Averaged 26.0 points and 11.0 rebounds as a sophomore in 2014 to claim MaxPreps Co-National Sophomore of the Year honors
- Collected second-team MaxPreps Freshman All-America honors and was the first freshman in Metro Catholic Conference history to be named Player of the Year after averaging 13.3 points and 6.4 rebounds in 2013

Personal

- Born Jayson Christopher Tatum on March 3, 1998, in St. Louis, Mo.
- Son of Justin Tatum and Brandy Cole
- Father played basketball at Saint Louis University and currently coaches at Christian Brothers in St. Louis
- Has a brother, Jaycob, and a sister, Kayden



PLAYERS



41

Jack White

F • 6-5 • 215 • FR-HS
Traralgon, Victoria, Australia
(Australian Institute of Sport)

Australia Basketball

- Started all 11 games for Australia at the 2015 FIBA U19 World Championship, averaging 8.3 points and 3.9 rebounds
- Competed for Australia at the 2014 FIBA U17 World Championship and the 2013 FIBA U16 Oceania Championship

High School

- A member of the gold medal-winning Victoria Navy team at the U20 Australian Junior Championships, posting 19 points and 11 rebounds in the championship game
- Named Basketball Victoria Male Junior Player of the Year in 2016

Personal

- Born Jackson Thomas White on Aug. 5, 1997, in Traralgon, Victoria, Australia
- Son of Jeff and Rachel White
- Has a twin brother, Ben, and a sister, Emma



STAFF

Mike Krzyzewski	38-51
Jeff Capel	52-53
Nate James	54-55
Jon Scheyer	56-57
Basketball Support Staff	57-60
Legacy Fund	61-62
Endowed Scholarships	63
Kevin White	64-65
Senior Administration	66



Mike Krzyzewski

The Michael W. Krzyzewski Leadership Head Coach
37th Season at Duke
Army, 1969

Winning seasons, superb graduation rates for his players and a basketball team that is as close as family. Those are all attributes that reflect on the man who is now in his 37th season as the head coach of the Blue Devils, Mike Krzyzewski.

When people speak of the highest level of success in the college basketball world, the name Krzyzewski (Sha-shef-skee) immediately comes to mind. Coach K further solidified his status in the upper echelon of coaching on Nov. 15, 2011, when he became the winningest coach in college basketball history with a 74-69 Duke win over Michigan State at Madison Square Garden. Krzyzewski returned to MSG Jan. 25, 2015, to achieve another historic milestone when he became the first NCAA Division I men's basketball coach to reach 1,000 career wins with a 77-68 victory over St. John's.

"There will be others that win more, but it is kind of neat to be the first one to 1,000," Krzyzewski said of the accomplishment. "I am proud of that, too: It's not just the number of wins, but the quality of opponents we've had. To win the 1,000th here, you need to be a lucky guy. I love my place, Cameron, but this is a magical place, as well."

In 36 seasons at Duke, Krzyzewski, a Hall of Fame coach and 12-time National Coach of the Year, has built a dynasty that few programs in the history of the game can match.

The numbers under Coach K are staggering:

- Five National Championships (1991, 1992, 2001, 2010, 2015)
- Six gold medals as head coach of USA Men's National Team
- 1,043 career wins (most in NCAA history)
- 970 victories at Duke (most in NCAA history at one school)
- 445 ACC wins (most in ACC history)
- 90 NCAA Tournament victories (most in NCAA history)
- 12 National Coach of the Year honors (eight seasons)
- Seven National Players of the Year (nine honors)
- Six National Defensive Players of the Year (nine honors)
- 32 NCAA Tournament bids
- 31 All-America selections (44 honors)
- 12 Final Four appearances (tied for most in NCAA history)
- 12 ACC regular season championships
- 13 ACC Tournament championships
- 562 weeks ranked among the nation's top 25 teams
- 486 weeks ranked among the nation's top 10 teams
- 109 weeks ranked No. 1 in the country
- 53 NBA Draft selections, including 32 in the first round
- 21 NBA Lottery picks (most in draft history)
- 10 Consecutive Top 10 AP Poll finishes (1997-2006)

Entering the 2016-17 season, Coach K owns a 1,043-321 record in 41 years of coaching, including a 970-262 mark in 36 seasons at Duke.

Krzyzewski's victory total offers evidence of his success, but even more impressive are the five national championships. The fifth title came in 2015 with a 68-63 win over Wisconsin in Indianapolis, marking the third time Duke has captured the crown in the city. In addition to the 2015 title, Krzyzewski led Duke to NCAA championships in 1991, 1992, 2001 and 2010. Only two coaches since John Wooden have led their programs to back-to-back championships (Coach K and Billy Donovan) and Krzyzewski's five titles are also second only to Wooden (10) in NCAA history.

In 2005-06, Krzyzewski led Duke to the No. 1 spot in the AP poll for the record 16th season, surpassing the standard set by Wooden during his run at UCLA. Under Krzyzewski, Duke has played more games as a No. 1 ranked team (218) than it has as an unranked team (145). He has guided the Blue Devils to a 190-28 mark as the top-ranked team in the AP Poll.

Weeks Ranked No. 1 Among Active Coaches

	Head Coach	Weeks No. 1 (AP)
1.	Mike Krzyzewski	109
2.	Roy Williams	59
3.	John Calipari	33

All-Americans Among Active Coaches (Since 1985)

	Head Coach	All-Americans
1.	Mike Krzyzewski	44
2.	Roy Williams	25
3.	Jim Boeheim	17

1st, 2nd or 3rd team selections included; AP, NABC, Sporting News, UPI, USBWA

National Players of the Year (Active Coaches)

	Head Coach	Players of the Year
1.	Mike Krzyzewski	9
2.	John Calipari, Roy Williams	3
3.	Rick Barnes	2

AP, NABC, Naismith, Rupp, USBWA, UPI, Wooden

Coach K and the Blue Devils have been a fixture on the national basketball scene with 21 consecutive NCAA Tournament berths from 1996-2016 and 32 in the past 33 years. Overall, he has taken his program to postseason play in 33 of his 36 years at Duke and is the winningest active coach in NCAA Tournament play with a stunning 90-27 record for a .769 winning percentage. On March 20, 2005, Krzyzewski surpassed Dean Smith's career tournament win total of 65 with a 63-55 triumph over Mississippi State in the second round of the NCAA Tournament.

To top off an incredible year in 2001, after Duke won its third national championship, Krzyzewski was named to the Naismith Basketball Hall of Fame class along with Temple's John Chaney and former NBA star Moses Malone. The induction ceremony was held in Springfield, Mass., on October 5, 2001. In typical Coach K fashion, he was adamant in sharing the honor with those around him.

"I hope that all of those youngsters who have played for me and the people who have worked with me will share in this honor," he said. "My mom always told me to associate myself with great people and great institutions. I've tried to do that at the United States Military Academy and at Duke University, two of the great institutions in the world. As a result, I've been around some amazing people.

"I never thought I'd be worthy enough to be in the Basketball Hall of Fame. It's not anything you set out trying to achieve. Basically, you go about your business and try to be as good as you can be all the time. Again, I get back to coaching great players and being with great assistants. They bring out the best in you."

Duke Highlights

Success stories do not just happen overnight. They take time. Krzyzewski inherited a Duke squad in 1980-81 with a thin talent base outside of All-American Gene Banks, Kenny Dennard and Vince Taylor. The squad hustled its way to a bid in the NIT, but it was obvious that the recruiting trail was Krzyzewski's answer if the team was to succeed in the long run.

He signed a landmark recruiting class in 1982 made up of Johnny Dawkins, Mark Alarie, David Henderson, Jay Bilas, Bill Jackman and Weldon Williams. It was rated one of the nation's best at the time and would eventually put Duke on the map to stay. Joining that powerful group was guard Tommy Amaker in 1983. Duke won 24 games with the nucleus of Dawkins, Alarie, Amaker, Bilas and Henderson in 1984 and earned the first NCAA bid under Coach K.

With the class of Dawkins, Alarie and company now seniors, the 1986 Duke Blue Devils won a then NCAA-record 37 games while claiming Big Apple NIT, ACC regular season, ACC Tournament and NCAA East Regional titles. They established a school record with a 21-game winning streak during the year (that has since been broken), went undefeated at home, advanced to the NCAA Championship game in Dallas and played more games (40) than any other team in college basketball history.

With the loss of the five seniors, many expected Duke to drop considerably in 1987, but not Krzyzewski. The team won 24 games and advanced to the Sweet 16 of the NCAA Tournament before losing to eventual national champion Indiana. Amaker ended his career as the National Defensive Player of the Year.

STAFF

The 1987-88 campaign began Duke's amazing streak of five straight NCAA Final Four appearances as the Blue Devils won 28 games, claimed the ACC title, won another East Regional championship and found themselves in Kansas City. Senior Billy King followed Amaker by winning the second straight National Defensive Player of the Year award by a Blue Devil.

The role of leadership again fell to the senior class in 1988-89. This time, it was the National Player of the Year Danny Ferry, Quin Snyder and John Smith taking the reins. They guided the team to another trip to the NCAA Final Four with a win over heavily favored Georgetown in the East Regional final.

In 1989-90, seniors Alaa Abdelnaby, Robert Brickey and Phil Henderson led the way to the Final Four with a 29-9 record, landing just one game shy of the title in Denver. The group won its third consecutive East Regional championship with an overtime triumph over top-seeded Connecticut.

The 1990-91 season forever changed the face of basketball at Duke. After the 30-point loss to UNLV in the 1990 championship game, Krzyzewski's team was determined to avenge the defeat. The Blue Devils won the regular season ACC title and posted four consecutive lopsided victories in the Midwest Region for yet another trip to the Final Four.

In the semifinals, Duke got another shot at the Runnin' Rebels, who were undefeated, and this time Coach K masterfully led the Blue Devils to a 79-77 victory to earn a matchup with Kansas for the title. Duke's crowning glory came on April 1, 1991, with a 72-65 victory over the Jayhawks as Christian Laettner earned MVP honors in Duke's first national basketball championship.

In 1992, the stage was set for an unprecedented chapter in college basketball history, and Coach K and his squad were up to the task. Behind the National Player of the Year Laettner and fellow All-Americans Bobby Hurley and Grant Hill, the Blue Devils rolled to a 34-2 record and held the No. 1 ranking from start to finish (18 polls). Duke won its second consecutive NCAA crown with a convincing 71-51 victory over Michigan. Along the way, the Blue Devils captured their fifth consecutive regional championship, won the ACC regular season and tournament titles and equaled the school record to that point for ACC victories with 14.

"I loved my 1991 team, but this team was a great team," said Krzyzewski following the 1992 championship. "It met every challenge and at the Final Four it showed its true personality by winning both games in the second half with what I like best, defense."

In 1993-94, the Blue Devils and Coach K were back knocking at the door of another national championship. Duke piled up a 28-6 overall record, won the ACC regular season championship, was ranked from start to finish in the nation's top 10, captured the Southeast Regional title with an upset win over top-seeded Purdue and advanced to the national championship game before bowing to Arkansas, 76-72, in Charlotte.

The Blue Devils finished the 1998-99 campaign equaling the Duke record for most wins with 37, winning the NCAA East Regional title, capturing the ACC Tournament crown for the first time since 1992, recording the first 16-0 record in the ACC regular season, securing a school-record 32-game winning streak during the year and wrapping it all up as the NCAA runners-up. Elton Brand was the consensus National Player of the Year, Shane Battier was the NABC National Defensive Player of the Year and Trajan Langdon was a first-team All-American for Duke.

In 1999-2000, Duke finished with a 29-5 record, its fourth consecutive outright ACC regular season championship with a 15-1 record, its second consecutive ACC Tournament title and the final regular season No. 1 ranking in both major polls. Senior Chris Carrawell and Battier, then a junior, were named consensus All-Americans, and Battier earned his second consecutive National Defensive Player of the Year award. The Blue Devils accomplished this despite losing four starters from their 37-2 squad that advanced to the national championship game in 1999. Duke also had seven freshmen, the most on a Blue Devil team in school history, on its roster.

On November 17, 2000, Krzyzewski's numerous accomplishments at Duke were recognized as the fabled Cameron Indoor Stadium court was named Coach K Court in his honor in a postgame ceremony.

Coach K led Duke to its third national championship in 2001, joining just three other coaches - Wooden (10), Adolph Rupp (4) and Bob Knight (3) - who won at least three NCAA titles. The Blue Devils finished the season with a 35-4 record, including 10 consecutive victories to end the year, their third consecutive ACC Tournament championship, fifth straight ACC regular season championship and the TiVo Preseason NIT title. Duke also was ranked at the top of the final Associated Press poll for the third consecutive season, marking just the second time in NCAA history a program had accomplished that feat (Wooden's UCLA squads did it from 1971-73).

With its 82-72 victory over Arizona in the 2001 national championship game, Duke ended a four-year run with 133 victories. The Blue Devils lost just 15 games during that four-year span. The 133 wins broke the previous NCAA standard of 132 set twice by Kentucky (1995-98 and 1996-99).

Individually, Coach K passed two major milestones in 2000-01: his 500th victory at Duke (98-85 over Villanova on Nov. 17, 2000) and his 600th win overall (79-53 over sixth-ranked North Carolina in the ACC Tournament final). He reached 600 career wins faster than all but 10 coaches in college basketball history.

Under Krzyzewski's guidance, not one, but two of his student-athletes earned National Player of the Year awards in 2001 (Battier was the consensus selection, while Jason Williams earned the NABC award). It was the first time in college basketball history that two players from the same team received National Player of the Year recognition by the major outlets. Battier and Williams were both unanimous first team All-Americans, and Battier, the sixth overall pick in the 2001 NBA Draft, earned his third consecutive National Defensive Player of the Year award.

"I thoroughly loved coaching these kids," said Krzyzewski following the 2001 national title. "They've been so good. They've given me their hearts, their minds, and not only that, they've given it to each other ... I get real close to the guys on my team. That's the most rewarding thing about what I do."

Coach K's Career Record

Year	School	Overall	ACC	Notes
1976	Army	11-14	-	-
1977	Army	20-8	-	-
1978	Army	19-9	-	NIT
1979	Army	14-11	-	-
1980	Army	9-17	-	-
1981	Duke	17-13	6-8 (t5)	NIT
1982	Duke	10-17	4-10 (t6)	-
1983	Duke	11-17	3-11 (7)	-
1984	Duke	24-10	7-7 (t3)	NCAA Tournament
1985	Duke	23-8	8-6 (t4)	NCAA Tournament
1986	Duke	37-3	12-2 (1)	NCAA Final Four (Finalist)
1987	Duke	24-9	9-5 (3)	NCAA Tournament
1988	Duke	28-7	9-5 (3)	NCAA Final Four (Semifinalist)
1989	Duke	28-8	9-5 (t2)	NCAA Final Four (Semifinalist)
1990	Duke	29-9	9-5 (2)	NCAA Final Four (Finalist)
1991	Duke	32-7	11-3 (1)	NCAA Champion
1992	Duke	34-2	14-2 (1)	NCAA Champion
1993	Duke	24-8	10-6 (t3)	NCAA Tournament
1994	Duke	28-6	12-4 (1)	NCAA Final Four (Finalist)
1995	Duke	9-3	0-1	out after back surgery
1996	Duke	18-13	8-8 (t4)	NCAA Tournament
1997	Duke	24-9	12-4 (1)	NCAA Tournament
1998	Duke	32-4	15-1 (1)	NCAA Tournament
1999	Duke	37-2	16-0 (1)	NCAA Final Four (Finalist)
2000	Duke	29-5	15-1 (1)	NCAA Tournament
2001	Duke	35-4	13-3 (t1)	NCAA Champion
2002	Duke	31-4	13-3 (2)	NCAA Tournament
2003	Duke	26-7	11-5 (t2)	NCAA Tournament
2004	Duke	31-6	13-3 (1)	NCAA Final Four (Semifinalist)
2005	Duke	27-6	11-5 (3)	NCAA Tournament
2006	Duke	32-4	14-2 (1)	NCAA Tournament
2007	Duke	22-11	8-8 (t6)	NCAA Tournament
2008	Duke	28-6	13-3 (2)	NCAA Tournament
2009	Duke	30-7	11-5 (t2)	NCAA Tournament
2010	Duke	35-5	13-3 (t1)	NCAA Champion
2011	Duke	32-5	13-3 (2)	NCAA Tournament
2012	Duke	27-7	13-3 (2)	NCAA Tournament
2013	Duke	30-6	14-4 (2)	NCAA Tournament
2014	Duke	26-9	13-5 (3)	NCAA Tournament
2015	Duke	35-4	15-3 (2)	NCAA Champion
2016	Duke	25-11	11-7 (t5)	NCAA Tournament

Career Record (41 years)	1,043-321 (.765)
Duke Record (36 years)	970-262 (.787)
ACC Record (regular season)	388-159 (.709)
ACC Tournament Record	57-22 (.722)
NCAA Tournament Record	90-27 (.769)
at Cameron Indoor Stadium	489-62 (.887)

STAFF

NCAA Coaching Wins Charts

Career Wins

Coach, Schools	Wins
1. ^ Mike Krzyzewski, Army & Duke	1,043
2. Bob Knight, Army, Indiana & Texas Tech	902
3. ^ Jim Boeheim, Syracuse	884
4. Dean Smith, North Carolina	879
5. Adolph Rupp, Kentucky	876
6. Jim Calhoun, Northeastern & Connecticut	873
7. Jim Phelan, Mount St. Mary's	830
8. Eddie Sutton, Creighton, Arkansas, Kentucky, Ok. State & San Fran.	806
9. Lefty Driesell, Davidson, Maryland, James Madison & Georgia State	786
10. Lute Olson, Long Beach State, Iowa & Arizona	780

Career Wins at One School

Coach, School	Wins
1. ^ Mike Krzyzewski, Duke	970
2. ^ Jim Boeheim, Syracuse	884
3. Dean Smith, North Carolina	879
4. Adolph Rupp, Kentucky	876
5. Jim Phelan, Mount St. Mary's	830
6. Ed Diddle, Western Kentucky	759
7. Ray Meyer, DePaul	724
8. Don Haskins, UTEP	719
9. Denny Crum, Louisville	675
10. Bob Knight, Indiana	662

Career ACC Wins

Coach, Schools	Wins
1. ^ Mike Krzyzewski, Duke	445
2. Dean Smith, North Carolina	422
3. Gary Williams, Maryland	210
4. ^ Roy Williams, North Carolina	175
5. Frank McGuire, UNC & South Carolina	160
6. Bobby Cremins, Georgia Tech	149
7. Lefty Driesell, Maryland	139
8. Vic Bubas, Duke	128
9. Terry Holland, Virginia	126
^ Leonard Hamilton, Florida State	126

NCAA Tournament Wins

Coach, Schools	Wins
1. ^ Mike Krzyzewski, Duke	90
2. ^ Roy Williams, Kansas & North Carolina	70
3. Dean Smith, North Carolina	65
4. ^ Jim Boeheim, Syracuse	53
^ Rick Pitino, Boston Univ., Providence, Kentucky & Louisville	53
6. Jim Calhoun, Northeastern & Connecticut	49
7. John Wooden, UCLA	47
8. Lute Olson, Iowa & Arizona	46
^ Tom Izzo, Michigan State	46
10. Bob Knight, Indiana & Texas Tech	45

Most Games Coached (minimum 10 Division I seasons)

Coach, Schools	Games
1. ^ Mike Krzyzewski, Army & Duke	1,364
2. Jim Phelan, Mount St. Mary's	1,354
3. Bob Knight, Army, Indiana & Texas Tech	1,273
4. ^ Rollie Massimino, Stony Brook, Villanova, UNLV, Cleveland St., Keiser	1,245
5. Jim Calhoun, Northeastern & Connecticut	1,242
6. ^ Jim Boeheim, Syracuse	1,226
7. Lou Henson, Hardin-Simmons, Illinois & N.M. State	1,191
8. Lefty Driesell, Davidson, Maryland, James Madison & Ga. State	1,180
9. Dean Smith, North Carolina	1,133
10. Eddie Sutton, Creighton, Arkansas, Kentucky, Ok. State & San Fran.	1,132
Ben Braun, Siena Hts, Eastern Mich., Cal, Rice	1,132

^ - active coach; games through 2015-16 season

Krzyzewski led Duke to another outstanding season in 2001-02. The Blue Devils finished 31-4 overall, won the ACC Tournament title for a record fourth consecutive year, were a No. 1 seed in the NCAA Tournament for a record fifth straight season and finished No. 1 in the final AP poll for the fourth consecutive season, another NCAA first. Three Duke players - Williams, Mike Dunleavy and Carlos Boozer - earned All-America honors and Williams became just the seventh repeat winner of National Player of the Year honors in college basketball history. That Duke trio also departed for the NBA, where all three were drafted. Williams and Dunleavy were selected second and third, respectively, making them just the second set of teammates to be taken among the top three picks of the NBA Draft (UCLA's Lew Alcindor and Lucious Allen went No. 1 and No. 3 in 1969).

In perhaps one of his finest coaching jobs, Krzyzewski led a 2002-03 team featuring six freshmen to a 26-7 record, its record fifth consecutive ACC Tournament championship and the school's sixth consecutive appearance in the NCAA Sweet 16. Senior Dahntay Jones, the squad's leading scorer, was Duke's lone All-ACC representative and an honorable mention All-America selection. Jones became Coach K's 17th first round pick in the 2003 NBA Draft.

Guided by the leadership of senior point guard Chris Duhon, Duke returned to the Final Four for the 10th time in a 19-year period in 2003-04. Duke finished the season 31-6 and won its sixth ACC regular season crown in eight seasons with a 13-3 league mark. Duke reached the No. 1 national ranking for four weeks during the season, marking the seventh consecutive year that it had reached that height (only UCLA's streak of 12 straight years of achieving the No. 1 ranking from 1964-75 is longer). The Blue Devils ended the year by dropping a one-point decision to eventual national champion Connecticut in the Final Four in San Antonio. Duhon, J.J. Redick and Shelden Williams each earned All-America honors, bringing Coach K's total selections to 19 in 24 seasons at that point. In the 2004 NBA Draft, Luol Deng, after playing just one season at Duke, was selected seventh overall.

The 2004-05 squad featured Daniel Ewing, who would become the 36th NBA Draft pick under Krzyzewski, Redick, a National Player of the Year choice, and Williams, the National Defensive Player of the Year honoree. The Blue Devils went 27-6 and captured the ACC Tournament championship.

In 2005-06, the Blue Devils posted a 32-4 record, including a 14-2 mark in regular season league play. Duke captured the NIT Season Tip-Off crown and went on to win both the ACC regular season and tournament titles. Krzyzewski's 10th ACC Tournament championship came in the 1,000th game of his coaching career, a 78-76 win over Boston College at the Greensboro Coliseum on March 12. Redick, a consensus National Player of the Year honoree, set the ACC career scoring and the NCAA three-point field goal records and Williams grabbed National Defensive Player of the Year honors for the second year in a row. Redick and Williams also became the ninth set of teammates selected as AP first-team All-Americans and the first since Jason Williams and Shane Battier accomplished the feat in 2001.

Duke featured the school's youngest team in more than 60 years in the 2006-07 season with 10 of the 12 players on the roster being either freshmen or sophomores. Despite the youth, the squad recorded a 22-11 record and reached the NCAA Tournament. Coach K recorded his 700th career victory at Duke against Georgia Tech on Feb. 18, 2007.

Coach K had the Blue Devils among the top teams in the nation during the 2007-08 campaign as the team won 22 of its first 23 games. Krzyzewski became only the sixth head coach to reach 800 career wins with a victory at N.C. State on March 1, 2008. Duke finished the year 28-6, reaching the NCAA Tournament for the 13th consecutive season. DeMarcus Nelson was named the ACC Defensive Player of the Year and a third team All-American, while Kyle Singler was the ACC Rookie of the Year and a Freshman All-American.

In 2008-09, Coach K led Duke to a 30-7 record, the school's 10th 30-win season, and to the ACC Tournament championship. The Blue Devils advanced to the NCAA Sweet 16 and reached a No. 1 ranking in the middle of the season. Gerald Henderson was a first-team All-ACC performer while the team featured four players with over 1,000 career points in Henderson, Singler, Greg Paulus and Jon Scheyer.

The 2010 National Championship team used stingy defense, hard-nosed rebounding and a potent three-man scoring attack to finish the year 35-5 overall. The Blue Devils held opponents to 61.0 points per game, the second-lowest in school history, and averaged 39.0 rebounds per contest for the second-most during Krzyzewski's tenure at Duke. The Blue Devils also featured the nation's top scoring trio as Scheyer, Singler and Nolan Smith combined to average 53.3 points per game. Duke won every possible championship they competed for in 2009-10, winning the NIT Season Tip-Off, ACC regular season and ACC Tournament on the way to reaching the NCAA Final Four for the 11th time under Krzyzewski.

In 2010-11, Krzyzewski led the Blue Devils to a 32-5 record, the ACC Tournament championship and the CBE Classic title. The Blue Devils spent 11 weeks atop the AP Poll and were ranked in the top 5 of the AP and USA Today/ESPN Coaches Polls for the entire season. Smith was a unanimous first-team All-America selection and the ACC Player of the Year. Singler also capped off his record setting career with All-ACC and All-America accolades in 2011. Krzyzewski became the second coach in NCAA history to post 900 career wins with a 73-71 victory over Michigan on March 20, 2011, in the second round of the NCAA Tournament.

Krzyzewski guided a young 2011-12 team to a 27-7 record, including a 13-3 ledger in ACC play. Duke spent the entire season ranked in the top 10 of the AP poll and collected 10 wins over NCAA Tournament teams. The Blue Devils posted a 74-69 win over Michigan State at Madison Square Garden on Nov. 15, 2011, to give Coach K his NCAA-best 903rd career coaching victory. Duke also ran the table at the Maui Invitational, including a championship game win over 2012 NCAA runner-up Kansas, to improve to 16-0 all-time in the event. Duke registered a buzzer-beating win at North Carolina on Feb. 8 and erased a 20-point deficit with 11 minutes to play in a dramatic come-from-behind win over NC State on Feb. 16. Rivers garnered third team NABC All-America and ACC Rookie of the Year honors, while averaging a team-high 15.5 points per game. He also became just the seventh freshman in league history to earn first-team All-ACC honors. Juniors Mason Plumlee and Seth Curry were third-team all-conference picks, while Plumlee also earned CoSIDA first-team Academic All-America accolades.

With a talented senior trio of Curry, Ryan Kelly and Mason Plumlee, Krzyzewski led the Blue Devils to a 30-6 record and an NCAA Elite Eight appearance in 2012-13. Duke spent the entire season ranked in the top 10 of the AP Poll, including five weeks ranked No. 1 overall. Krzyzewski's squad registered wins over No. 2 Louisville, No. 3 Kentucky, No. 4 Ohio State and No. 5 Miami, marking the third time in school history the Blue Devils have posted at least four or more wins over top-5 teams. Duke also recorded its 17th undefeated season at Cameron Indoor Stadium with a 16-0 mark at its home venue. The Blue Devils won the 2012 Battle 4 Atlantis, capping off the tournament with an impressive win over eventual national champion Louisville. Duke also became the fourth program in NCAA history to reach the 2,000-win plateau with a 66-50 victory over Creighton in the third round of the NCAA Tournament. Plumlee, a first-team Academic All-America as well as consensus second-team All-American, became the second player under Coach K to average a double-double, while also topping the 1,000-point and 1,000-rebound marks for his career. Curry grabbed Sporting News All-America honors after averaging 17.5 points per game.

In 2013-14, Krzyzewski guided a young and talented group led by sophomore Rodney Hood and freshman Jabari Parker to a 26-9 record. The Blue Devils posted a 17-0 mark at home to run their Cameron Indoor Stadium win streak to 33 games. Parker averaged 19.1 points and 8.7 rebounds per game en route to earning National Freshman of the Year accolades as well as consensus first-team All-America honors. He set or tied nine Duke freshman records and was named ACC Rookie of the Week a league-record 10 times. Hood was tabbed a second-team All-ACC selection after averaging 16.1 points per game and shooting a conference-best 42.0 percent from three-point range. Both players entered the NBA Draft following the season with Parker being selected No. 2 overall by the Milwaukee Bucks and Hood going to the Utah Jazz with the 23rd pick. Krzyzewski became the second Division I men's coach in NCAA history to record 900 wins at a school when he reached the milestone in a Jan. 25 win over Florida State.

Duke's 2015 national championship run was fueled by the evolution of senior leader Quinn Cook and the talented freshman trio of Tyus Jones, Jahliil Okafor and Justise Winslow. While that group garnered a majority of the notoriety throughout the season, it was the steady contributions of the rest of the roster - Grayson Allen, Amile Jefferson, Matt Jones and Marshall Plumlee - that helped make the season so special. With a roster of eight recruited scholarship players by January, Duke won 18 of its final 19 games to close the year with a 35-4 record, including 11 wins over nationally ranked opponents. The Blue Devils also posted three road wins over top-10 teams for the first time in program history, going into hostile environments and defeating No. 2 Wisconsin, No. 6 Louisville and No. 2 and then-undefeated Virginia. Okafor averaged 17.3 points and 8.5 rebounds per game while shooting 66.4 percent from the field en route to earning consensus first-team All-America and National Freshman of the Year honors. He set or tied 10 Duke freshman records and became the first freshman in ACC history to earn conference player of the year accolades. Cook garnered second-team Sporting News All-America and second-team All-ACC honors, while establishing career-highs in scoring (15.3), field goal percentage (.453), free throw percentage (.891), three-point percentage (.395) and three-point field

NCAA Coaching Charts

Consecutive 20+ Win Seasons - Active

Coach, Schools (Years)	Seasons
1. Mike Krzyzewski, Duke (1997-2015)	20
2. Bill Self, Tulsa, Illinois & Kansas (1999-2015)	18
3. Mark Few, Gonzaga (2000-15)	17
4. Thad Matta, Butler, Xavier & Ohio State (2001-15)	16
5. Rick Pitino, Louisville (2003-15)	14

Most 20+ Win Seasons

Coach, Schools	Seasons
1. ^ Jim Boeheim, Syracuse	37
2. ^ Mike Krzyzewski, Army & Duke	32
3. Dean Smith, North Carolina	30
4. Bob Knight, Army, Indiana & Texas Tech	29
5. Lute Olson, Long Beach State, Iowa & Arizona	28
6. ^ Roy Williams, Kansas & North Carolina	26
7. ^ Bob Huggins, Akron, Cincinnati, Kansas St. & West Virginia	25
Eddie Sutton, Creighton, Arkansas, Kentucky, Ok. State & San Fran.	25
Jerry Tarkanian, Long Beach St., UNLV & Fresno St.	25
10. Jim Calhoun, Northeastern & Connecticut	24
^ Rick Pitino, Hawaii, Boston Univ., Providence, Kentucky & Louisville	24

Most 30+ Win Seasons

Coach, Schools	Seasons
1. ^ Mike Krzyzewski, Duke	14
2. ^ Roy Williams, Kansas & North Carolina	11
3. Jim Calhoun, Connecticut	8
^ John Calipari, UMass, Memphis & Kentucky	8
^ Rick Pitino, Hawaii, Boston Univ., Providence, Kentucky & Louisville	8
^ Bill Self, Oral Roberts, Tulsa, Illinois & Kansas	8
7. ^ Jim Boeheim, Syracuse	6
8. Bob Knight, Army, Indiana & Texas Tech	4
^ Sean Miller, Xavier & Arizona	4
Jerry Tarkanian, Long Beach St., UNLV & Fresno St.	4
Nolan Richardson, Tulsa & Arkansas	4
Adolph Rupp, Kentucky	4
Bo Ryan, Milwaukee & Wisconsin	4
John Wooden, Indiana St. & UCLA	4

Most NCAA Championships

Head Coach	Titles
1. John Wooden, UCLA	10
2. ^ Mike Krzyzewski, Duke	5
3. Adolph Rupp, Kentucky	4

Most NCAA Final Four Appearances

Head Coach	Final Fours
1. ^ Mike Krzyzewski, Duke	12
John Wooden, UCLA	12
3. Dean Smith, North Carolina	11
4. ^ Roy Williams, Kansas & North Carolina	8
5. ^ Tom Izzo, Michigan State	7
^ Rick Pitino, Providence, Kentucky & Louisville	7
7. Denny Crum, Louisville	6
Adolph Rupp, Kentucky	6

Highest NCAA Tournament Winning Pct.

Head Coach	W	L	Pct.
1. John Wooden, UCLA	47	10	.825
2. ^ Mike Krzyzewski, Duke	90	27	.769
3. ^ Rick Pitino, Boston Univ., Prov., Kentucky & Louisville	53	18	.746
4. Billy Donovan, Florida	35	12	.745
5. ^ Roy Williams, Kansas & UNC	70	24	.745
6. ^ John Calipari, UMass, Memphis & Kentucky *	39	14	.736
7. ^ Tom Izzo, Michigan State	46	18	.719

Minimum 20 NCAA Tournament games

* record adjusted for vacated games

^ - active coach; games through 2015-16 season

goals (102). Tyus Jones, a third-team All-ACC pick, enjoyed a remarkable season filled with clutch performances on the biggest stages. He averaged 11.8 points and 5.6 rebounds per game, while setting Duke freshman records for games started (39), minutes played (1,322) and assist-to-turnover ratio (2.86). Jones was at his best in NCAA Tournament play, earning Final Four and South Regional Most Outstanding Player honors. He became just the fourth freshman to earn Final Four MOP accolades and was the first Blue Devil to capture regional and Final Four MOP recognition in the same year. Winslow averaged 12.6 points and 6.5 rebounds per game to earn honorable mention All-ACC honors. He was also outstanding in the NCAA Tournament and was named to the NCAA South Regional All-Tournament and NCAA Final Four All-Tournament teams. In addition to its success on the court, Duke excelled in the classroom by placing five members on the All-ACC Academic team for the first time in program history.

"This has been my best group, as far as being together, that I've coached in 40 years," said Krzyzewski of the 2014-15 team. "For them to be so close and respond in such a magnificent way to what most people would call pressure situations is uncommon. Winning a national championship is uncommon, but if you have an uncommon group, you have a better chance to do it."

Duke finished 25-11 in 2015-16, winning at least 25 games for the ninth year in a row and advancing to the Sweet 16 of the NCAA Tournament. Allen pulled the All-America double, earning numerous on-court All-America accolades and second-team CoSIDA Academic All-America honors, while Brandon Ingram was named a Freshman All-American and ACC Freshman of the Year.

On the court, Coach K has averaged more than 25 wins a season during his career at Duke and posted 14 30-win seasons, including 30 or more victories in 11 of the last 19 years. Krzyzewski's 14 30-win seasons are the most by any coach in college basketball history.

He has directed his teams to 12 Final Fours, tied for the most by a coach in NCAA history. Krzyzewski has an NCAA-record 90 NCAA Tournament victories, 20 more than the next-closest active coach (North Carolina's Roy Williams has 70 NCAA wins). From 1986 to 2016, every Duke class except four (1998, 2008, 2009 and 2011) has played in at least one Final Four. Incredibly, 71 of 81 players who have completed four years of eligibility at Duke since 1986 have played in the Final Four, with 66 having played in at least one NCAA Championship game.

Coach K has put a recruiting plan in motion that attracts the nation's best players each year. Eight members of this year's Duke team earned McDonald's All-America accolades, including freshmen Marques Bolden, Frank Jackson and Jayson Tatum. Joining the rookies are Grayson Allen, Amile Jefferson, Chase Jeter, Matt Jones and Luke Kennard.

"There was no magic wand," said Krzyzewski. "It was a matter of hard work and organization and a little bit of luck. We had a plan and we stuck to it. In many ways it may have been better that there wasn't an abundance

of talent when we arrived. If that had been the case, we may have taken certain things for granted instead of building a solid foundation.

"When things got tough, I always remembered something Vic Bubas told me just after I had come to Duke," recalled Krzyzewski. "He said, 'When you are building something that is going to be really strong, it takes time.' That gave me encouragement."

Numerous Honors

Although he has earned nearly every award imaginable, Krzyzewski was rewarded with the ultimate honor in basketball in 2001 when he was inducted into the Naismith Memorial Basketball Hall of Fame. He entered the Hall of Fame with former Temple coach John Chaney and former NBA star Moses Malone. Since that induction, Krzyzewski has also been inducted into the Army Sports Hall of Fame (Sept. 11, 2009), Chicagoland Sports Hall of Fame (2010) and Duke Athletics Hall of Fame (2011).

Krzyzewski was honored in December of 2011 as Sportsman of the Year by Sports Illustrated. He shared the SI cover with Tennessee coaching legend Pat Summitt.

TIME magazine and CNN named Krzyzewski "America's Best Coach" in 2001 as part of a joint venture between the two media outlets. The criteria for the selection were not limited to any sport or any level of play.

"No college hoops coach has won more in the past two decades," wrote Josh Tyrangiel of TIME, "and Krzyzewski has accomplished all this with a program that turns out real-deal scholar athletes - kids who go to class, graduate and don't mind telling everyone about it."

In all, Coach K has been named the National Coach of the Year 12 times in eight different seasons by major organizations, including UPI and Chevrolet (1986), Naismith (1989), the NABC (1991), The Sporting News and Naismith (1992), Basketball Times (1997), the NABC and Naismith (1999), Chevrolet (2000) and the Victor Awards (2001). In 2004, he was named the Claire Bee Coach of the Year that honors the active Division I men's basketball coach who has made the most significant positive contribution to his sport during the preceding year.

In 1992, The Sporting News named him the Sportsman of the Year, becoming the first college coach to win the honor. The magazine said, "On the court and off, Krzyzewski is a family man first, a teacher second, a basketball coach third, and a winner at all three. He is what's right about sports..."

Coach K has been voted the ACC Coach of the Year five times, most recently in 2000. His five ACC Coach of the Year awards are second all-time among the coaching giants of the league.

His players know how special their coach, mentor and friend is.

"I played for the greatest college coach of all-time," said Shane Battier, one of the most decorated players in the history of the game. "It was an amazing journey."

STAFF

Mike Krzyzewski & USA Basketball Experience

Mike Krzyzewski has been a driving force in the USA's international basketball development program and will continue to be in the years ahead. Here's a list of his international coaching and administrative experience:

Year	Team	Record	Medal
1979	USA Pan American Games Team Assistant Coach	9-0	Gold Medal
1983	USA Olympic Festival South Team Head Coach	3-1	Gold Medal
1984	USA Olympic Team Trials Assistant Coach		Not Applicable
1984	USA Olympic Team Special Assistant	8-0	Gold Medal
1987	USA World University Games Team Head Coach	7-1	Silver Medal
1990	USA Goodwill Games Team Head Coach	3-2	Silver Medal
1990	USA World Championship Team Head Coach	6-2	Bronze Medal
1992	USA Olympic Qualifying Team Assistant Coach	6-0	Gold Medal
1992	USA Olympic Team Assistant Coach - Barcelona Olympics	8-0	Gold Medal
2006	USA Senior National Team Head Coach - USA National Team Tour	5-0	
2006	USA Senior National Team Head Coach - FIBA World Championship	8-1	Bronze Medal
2007	USA Senior National Team Head Coach - FIBA Americas Championship	10-0	Gold Medal
2008	USA Senior National Team Head Coach - USA National Team Tour	5-0	
2008	USA Senior National Team Head Coach - Beijing Olympics	8-0	Gold Medal
2010	USA Senior National Team Head Coach - USA National Team Tour	4-0	
2010	USA Senior National Team Head Coach - FIBA World Championship	9-0	Gold Medal
2012	USA Senior National Team Head Coach - USA National Team Tour	5-0	
2012	USA Senior National Team Head Coach - London Olympics	8-0	Gold Medal
2014	USA Senior National Team Head Coach - USA National Team Tour	4-0	
2014	USA Senior National Team Head Coach - FIBA World Cup	9-0	Gold Medal
2016	USA Senior National Team Head Coach - Rio Olympics	8-0	Gold Medal
Totals	15 International Medal Competitions	133-7 (.950)	11 Gold / 2 Silver / 2 Bronze



Two-time National Player of the Year Jason Williams echoed Battier's sentiments: "It's a dream to play for a guy like that - a guy who's just a rock, who believes in you every second you're on the court. I love Coach K. I'd run through a brick wall for him."

Quinn Cook mirrored some of those same sentiments from Williams and Battier following Duke's championship run in 2015. "Coach K is the greatest. He wasn't focused on getting his fifth championship. He was focused on getting our first together. We're all just blessed to be a part of this Duke program. To be next to Coach, he's been like a father to me and to have him next to me and having his arm around me as we watched 'One Shining Moment' was probably the best moment of my life."

In 2005, Krzyzewski became the youngest recipient of the Distinguished Graduate Award at the United States Military Academy. He garnered another prestigious military honor in 2014 when he was awarded the George Catlett Marshall Medal, the highest award presented by the Association of the United States Army. The Marshall Medal is awarded annually to an individual who has exhibited selfless service to the United States of America.

"As an exceptional patriot, Mike Krzyzewski is not only an American icon familiar to the nation while pacing on the sidelines during a Blue Devils basketball game, but he is also an extraordinary mentor to our nation's youth - both military and civilian," said AUSA president Gen. Gordon R. Sullivan, USA, Ret. "He is acclaimed for successfully molding character, mentoring our young men and women, and developing leadership through his example and athletic programs."

Krzyzewski has been named the USA Basketball Coach of the Year in 2006, 2007, 2008, 2009, 2012 and 2014. He was named recipient of the United States Sports Academy's 2012 Amos Alonzo Stagg Coaching Award after guiding Team USA to the gold medal in the London Olympics. Krzyzewski also received the Stagg Coaching Award in 1992 and 2009.

Coach K and USA Basketball

Krzyzewski has been a prominent figure on the USA Basketball scene for nearly four decades. On Oct. 26, 2005, his role on the international basketball world was thrust into the limelight when he was named head coach of the United States National Team. More than a decade later, Krzyzewski concluded an historic international coaching tenure in style with an unprecedented third consecutive gold medal at the 2016 Rio Olympics.

During his tenure at the helm of the program, the U.S. National Team amassed an extraordinary 88-1 record and claimed gold medals at the 2007 FIBA Americas Championship, 2008 Beijing Olympics, 2010 FIBA World Championship, 2012 London Olympics, 2014 FIBA World Cup and 2016 Rio Olympics, as well as a bronze medal at the 2006 FIBA World Championship.

Krzyzewski's tenure as U.S. National Team head coach ended with the team in the midst of a National Team-record 76 game winning streak that started in 2006.

Coach K helped USA Basketball regain its position in international basketball during his first stint as National Team head coach (2005-08) by instilling the same team-first principles he utilizes as the foundation for success at Duke.

In his first competition as head coach of the program, Krzyzewski led a team that included former Duke standouts Elton Brand and Shane Battier to an 8-1 record and a bronze medal at the 2006 FIBA World Championship in Japan.

The following summer, Coach K led the USA squad to a gold medal in the 2007 FIBA Americas Championship, posting a 10-0 record and winning by an average of 39.5 points per game. The U.S. defeated Argentina, 118-81, in the gold medal game to automatically qualify for the 2008 Olympics.

In the summer of 2008, Krzyzewski guided the USA to a gold medal at the Olympic Games in Beijing. Team USA reclaimed Olympic gold with a 118-107 victory over Spain in the championship game, while changing a negative perception of basketball in the United States along the way.

The U.S. averaged 106.0 points per game with an average margin of victory of 27.9 points per game during its gold medal run and also restored a tarnished image by winning over fans and fellow athletes with its presence off the court in Beijing. While earning praise for its unselfish play on the court, members of the squad were equally admired for their patriotic support of American athletes in their quests for Olympic gold.

"It has been tagged as the most selfish basketball nation on Earth, but the U.S. showed teamwork and intensity normally not seen at any place other than, say, Duke University," said Los Angeles Times columnist Bill Plaschke during Team USA's gold medal run in 2008.

On July 21, 2009, it was announced that Krzyzewski would return as the head coach of the United States National Team.

"When you have a good thing going you don't mess with it. Mike and the staff did an incredible job last quad and he is more than entitled to have another run at it. I've said it over and over, he was the right guy at the right time and that is still true," said Jerry Colangelo, Managing Director of the USA Basketball Men's National Team program, at the time of the announcement.

Krzyzewski's second term as the national team coach began with a gold medal performance at the 2010 FIBA World Championship in Istanbul, Turkey. With a group that featured six players under the age of 22, the U.S. posted a 9-0 mark to capture the gold medal at the FIBA World Championship for the first time since 1994.

STAFF

Krzyzewski's Coaching Tree

Former Players		Patrick Johnson	Duke '06
Bob Bender	Duke '80	Head Coach	Citrus College
Assistant Coach	Memphis Grizzlies	Greg Paulus	Duke '09
Chip Engelland	Duke '83	Assistant Coach	Ohio State
Assistant Coach	San Antonio Spurs	Jon Scheyer	Duke '10
Todd Anderson	Duke '85	Assistant Coach	Duke
Assistant Coach	Pro Basketball - Qatar	Nolan Smith	Duke '11
Johnny Dawkins	Duke '86	Special Assistant	Duke
Head Coach	Central Florida	Tyler Thornton	Duke '14
Tommy Amaker	Duke '87	Graduate Manager	Marquette
Head Coach	Harvard		
Quin Snyder	Duke '89		
Head Coach	Utah Jazz	Former Assistant Coaches	
Bobby Hurley	Duke '93	Mike Brey	George Wash. '82
Head Coach	Arizona State	Head Coach	Notre Dame
Antonio Lang	Duke '94	^ Brian DeStefano	Duke, '04
Assistant Coach	Utah Jazz	Associate Head Coach	Harvard
Chris Collins	Duke '96	* Mike Schrage	Indiana, '98
Head Coach	Northwestern	Assistant Coach	Butler
Jeff Capel	Duke '97	% Mike Sotsky	Duke '15
Associate Head Coach	Duke	Assistant Coach	Harvard
Steve Wojciechowski	Duke '98		
Head Coach	Marquette		
Chris Carrawell	Duke '00		
Assistant Coach	Marquette		
Nate James	Duke '01		
Assistant Coach	Duke		
Chris Duhon	Duke '04		
Assistant Coach	Marshall		

* Schrage was the director of basketball operations at Duke from 2002-08 and a member of the staff from 1999-2008.
 ^ DeStefano served as a graduate assistant/head team manager in 2006-07. He was also a student manager from 2003-06.
 % Sotsky served as staff assistant in 2015-16. He was also a student manager from 2012-15.



The USA once again claimed Olympic gold in 2012 in London, posting a 107-100 win over Spain in the final. While some experts speculated that outside shooting could be the downfall of the 2012 squad, Coach K and his staff gave the players the confidence to take open shots against international teams' zone defenses. The group, led by Kevin Durant and Carmelo Anthony, responded by setting an Olympic record with 129 three-point field goals and shooting 44.0 percent from three-point range during the tournament. Team USA's finest shooting performance came in a 156-73 win over Nigeria in pool play. Krzyzewski's group set Olympic records for three-pointers (29, including 10 from Anthony), three-point percentage (.630) and points scored (156) in the win.

Following the 2012 London Olympics, Krzyzewski announced that he would not return as head coach of the United States National Team. Colangelo continued to stay in touch with Coach K throughout the season and stepped up his courtship in May. On May 23, 2013, USA Basketball and Colangelo got their wish when it was announced that Krzyzewski would return as head coach of the U.S. National Team from 2013-16.

"About four years ago, I was asked about Coach K's return, and what I said then is still true now - when you have a good thing going, you don't mess with it," said Colangelo. "He was and still is the right man to coach the USA National Team. We've seen the value of continuity and Coach K's return gives our national team program another four years of continuity. Together, we have been able to build on the program's successes of each year and again establish the United States as the world's number one basketball country."

"It is tough to give up something you've absolutely loved doing for seven years, the people you're doing it with, and most importantly, the country you're doing it for," said Krzyzewski. "As a result of my ongoing desire to coach, I've decided I'd like to continue as head coach of the Men's National Team, especially since USA Basketball wanted me to do so. It just seems like the right thing to do. There is no greater honor than to coach your country's team and to be afforded the unique opportunity to be the National Team coach three times is incredible."

Krzyzewski once again took advantage of the opportunity at the 2014 FIBA World Cup, leading the U.S. to a 9-0 mark and the gold medal despite guiding a squad absent of USA Basketball mainstays LeBron James, Anthony, Durant and Russell Westbrook. With six players averaging double figures, the USA led the 24-team World Cup field in scoring offense (104.6), scoring margin (+33.0), field goal percentage (.524), rebounding (44.8), rebounding margin (+9.0), defensive rebounds (29.9), assists (20.4), steals (12.1) and

turnover margin (+8.3). The USA's +33.0 points per game differential was the most by a U.S. men's team in a FIBA World Cup or Olympic Games since the 1994 World Championship (+37.8).

"I said previously, if we were to have won this year with all of the adversity that we went through this would be the sweetest of all of the championships, and I feel that way," said Colangelo following the 2014 FIBA World Cup. "The amazing thing about all that has happened is that we have used so many different players to win these championships, which is a testament to the game in our country and the depth of talent that we have, and to our staff and the leadership of Coach K and our assistant coaches. I couldn't be more proud of our team."

USA Basketball has won each of the past two FIBA World Cup (formerly World Championship) events to join Brazil (1959 and 1963) and Yugoslavia (1998 and 2002) as the only countries to earn back-to-back FIBA world titles since the event was initiated in 1950.

The 2016 Olympics in Rio de Janeiro proved a fitting ending to Krzyzewski's storied tenure as U.S. National Team head coach, as he led a squad with 10 first-time Olympians to America's third consecutive gold medal. In the process, Krzyzewski became the first coach to lead a country to three consecutive Olympic basketball gold medals.

The U.S. went 8-0 in Rio, posting an average victory margin of 22.5 points and routing Serbia, 96-66, in Coach K's last game as National Team head coach to wrap up the gold.

"Coach K brought the pride of being an American back to the team," Kobe Bryant, all-time NBA great and Olympic gold medalist in 2008 and 2012, said following the gold medal performance in Rio. "He helped us see that we, as athletes, are an inspiration to the men and women that protect the freedoms we enjoy."

Duke players have also had a prominent impact in the Olympics as nine of Krzyzewski's former players have competed for five different countries in the Olympics. In 2016, former Duke star Kyrie Irving made his first U.S. Olympic team to become the sixth Blue Devil to represent the U.S. at the Olympic Games.

Krzyzewski supports his players' efforts to participate in international basketball with over 100 former Duke players competing in international tournaments, including six current players - Marques Bolden, Harry Giles, Frank Jackson, Chase Jeter, Luke Kennard and Jayson Tatum - who have competed on USA Basketball teams at various international events.

"Duke players have been pretty well schooled fundamentally," said Colangelo on the Blue Devils' success with USA Basketball. "They have been well coached and really understand what it takes to be successful and what it necessitates in the way of work, so it is really good bloodlines."

Six former Blue Devils (Elton Brand, Chris Duhon, Kyrie Irving, Christian Laettner, Jabari Parker and Shelden Williams) have earned USA Basketball Male Athlete of the Year honors. Irving earned the accolade after pacing the U.S. to a 9-0 record and a gold medal at the 2014 FIBA World Cup, taking home tournament MVP honors in the process. Parker claimed the award in 2011 after helping Team USA to a perfect 5-0 record and the gold medal at the 2011 FIBA Americas U16 Championship. Williams, who led the U.S. team to an 8-0 record and a gold medal at the World University Games in Turkey in 2005, was also named the USA Basketball Male Athlete of the Year, while Duhon earned the same honor in 2001 after leading the World Championship for Young Men Team to the gold medal in Japan. Brand was named USA Basketball Male Athlete of the Year in 1998, while Laettner was the first Blue Devil to claim the award in 1991.

Krzyzewski has always been an active part of USA Basketball in various roles, serving as past chairman of the Player Selection Committee for all of the United States' teams, including the 1991 Pan Am and 1992 Olympic teams. Coach K was an assistant to Chuck Daly (a former Duke assistant coach) at the Olympics and won a gold medal in Barcelona with the 1992 "Dream Team." Christian Laettner was a member of that team, while 1994 graduate Grant Hill was a part of "Dream Team II" in Atlanta.

Coach K was the USA head coach in 1990 when he led the Americans to a bronze medal at the World Championships and a silver medal at the Goodwill Games in Seattle. He also paced Team USA to a silver medal at the 1987 World University Games and was a special assistant to Bob Knight at the 1984 Olympics. In addition, he has had previous coaching duties at the National Sports Festival (gold medal in 1983) and Pan Am Games.

The Coaching Tree

Sustained success under Mike Krzyzewski has presented coaching opportunities for several of his former players and assistant coaches from both Army and Duke. In all, more than 20 of Coach K's former players or assistants are coaching in the collegiate or professional ranks, including six Division I collegiate head coaches Tommy Amaker (Harvard), Mike Brey (Notre Dame), Chris Collins (Northwestern), Johnny Dawkins (Central Florida), Bobby Hurley (Arizona State) and Steve Wojciechowski (Marquette).

In addition, former player Quin Snyder is the head coach of the Utah Jazz and Grant Hill is a part of the new ownership group of the Atlanta Hawks.

Krzyzewski has had 12 former players spend a portion of their coaching careers as members of the Duke staff, including his entire staff for the 2016-17 season.

Success On and Off the Court

When Coach K came to Duke in the spring of 1980, he found a program that was searching for strong leadership and a rebirth of the success that Blue Devil fans had come to know and love. As he enters his 37th season at the helm, the numbers more than prove the faith that former athletic director Tom Butters put in the young, unproven coach to assemble a basketball program consistently ranking in the upper echelon of the country.

Krzyzewski runs a quality program from top to bottom, from the players he recruits to the performance of his teams on the floor, year in and year out.

"I want Duke basketball to be good on a continuing basis," said Krzyzewski. "All along it has been my goal to give Duke a program that will last, one that will be nationally ranked and worthy of postseason play every year."

No words can better describe the basketball program he has established at Duke University. Krzyzewski has led the Blue Devils to overwhelming success while building a program that will continue to flourish in the years to come.

The term "student-athlete" is used over and over in college athletics, but the Duke basketball program truly exemplifies the ideal. During Krzyzewski's time in Durham, the Blue Devils have had 67 All-ACC Academic Team selections, including a program-best five members in 2015.

Krzyzewski has had six different players collect a total of nine CoSIDA Academic All-America accolades, including Mason Plumlee who garnered first-team honors in 2012 and 2013. Plumlee, along with Shane Battier, Mike Gminski and Jim Spanarkel, are the only two-time first-team Academic All-America selections in Duke basketball history. In June of 2015, Battier became the first player under Krzyzewski and Duke's second overall to be inducted into the CoSIDA Academic Hall of Fame (Mike Gminski, 2006).

STAFF

Coach K Quick Facts

Born	Michael William Krzyzewski February 13, 1947 Chicago, Ill.	Coaching Career	Head Coach Service Teams, 1969-72 Head Coach, U.S.M.A. Prep School (Fort Belvoir, Va.), 1972-74 Graduate Assistant Coach, Indiana University, 1974-75 Head Coach, United States Military Academy, 1975-80 Head Coach, Duke University, 1980-present United States National Team Head Coach, 2006-16	NCAA Titles	1991, 1992, 2001, 2010, 2015
High School	Weber High School Chicago, Ill.	Coaching Honors	Head Coach, United States National Team - 2006-16 (88-1 record) USA Basketball National Coach of the Year - 2006, 2007, 2008, 2009, 2010, 2012, 2014 U.S. Head Coach, Olympics - 2008, 2012, 2016 U.S. Assistant Coach, Olympics - 1992 U.S. Head Coach, FIBA World Championship/World Cup - 2010, 2014 U.S. Head Coach, World Championships and Goodwill Games - 1990 National Coach of the Year - 1986, 1989, 1991, 1992, 1997, 1999, 2000, 2001 NABC District Coach of the Year - 1977, 1984, 1992, 1994, 2011 ACC Coach of the Year - 1984, 1986, 1997, 1999, 2000 Claire Bee Coach of the Year - 2004 President, NABC - 1998-99 Naismith Memorial Basketball Hall of Fame inductee - 2001 Named "America's Best Coach" by Time/CNN - 2001 Army Sports Hall of Fame inductee - 2009 Chicagoland Sports Hall of Fame inductee - 2010 Duke Athletics Hall of Fame inductee - 2011 Sports Illustrated Sportsman of the Year - 2011 Wayman Tisdale Humanitarian Award - 2012 Lapchick Character Award - 2015	ACC Regular Season Titles	1986, 1991, 1992, 1994, 1997, 1998, 1999, 2000, 2001, 2004, 2006, 2010
College Career	Three-year letterman Army, 1967-69	ACC Tournament Titles	1986, 1988, 1992, 1999, 2000, 2001, 2002, 2003, 2005, 2006, 2009, 2010, 2011	Family	
College Degree	B.S., U.S.M.A. June, 1969			Wife	Carol (Mickie) Marsh
College Honors	Team Captain, 1968-69 Second-Team All-NIT, 1969 North-South Game, 1969			Daughters	Debbie Savarino Lindy Frasher Jamie Spatola
Military Service	Army Officer, 1969-74 Resigned as Captain, 1974			Grandchildren	Joey Savarino (11/16/99) Michael Savarino (3/26/01) Carlyn Savarino (11/21/03) Emelia Savarino (11/21/03) Quin Frasher (7/26/06) Remington Frasher (5/22/09) John David Spatola (11/10/09) Mackenzie Carol Spatola (1/04/12) Caden Brodie Frasher (7/15/13)

Prior to Duke

Krzyzewski's teams take nothing for granted on the court. The core of their success is pressure man-to-man defense, developed over the years with hard work in practice, commitment to excellence and attention to detail. Coach K's players believe in their system and know that when they win, it is largely because of excellent team defense.

His disciplined, mentally tough teams could be seen as an outgrowth of Coach K's own upbringing. He went to West Point to enroll in the U.S. Military Academy and receive a quality education, play basketball and become an officer in the Army.

From 1969-74, Krzyzewski served his country. He directed service teams for three years and then followed that up with two years as head coach of the U.S. Military Academy Prep School in Belvoir, Va.

In 1974, he resigned from the Army having attained the rank of Captain. When Krzyzewski was just 26, Bob Knight, his former coach at Army, called and offered him a graduate assistant position at Indiana University. That 1975 squad posted an 18-0 Big Ten mark and a 31-1 record.

Prior to joining the Duke program, Krzyzewski spent five years building the program at his alma mater in West Point. He led the Cadets to one NIT berth, one ECAC playoff appearance and a five-year record of 73-59.

Community Service

Krzyzewski has been heavily involved in community service both locally and on the national stage throughout his coaching career. He is currently an honorary co-chair of C-Change, while also assuming vital roles with the Duke Children's Hospital, the Jimmy V Foundation for Cancer Research and the NABC Foundation.

On Jan. 18, 2014, the 41st President of the United States and co-founder/ chairman of CEO Roundtable on Cancer [C-Change], George H.W. Bush, traveled to Durham to recognize Krzyzewski for his personal commitment and leadership in working toward eliminating cancer as a public health threat.

Krzyzewski is also on the board of the Jimmy V Foundation for Cancer Research and has been active in the foundation since its inception in 1993. Most recently, he and his wife, Mickie, hosted the 2013 V Foundation Napa Valley Wine Celebration, an event that raised more than \$9 million for cancer research.

Currently an honorary chairman of the Duke Children's Hospital, Krzyzewski participates annually in the Children's Hospital Radiothon and was extremely active in past events such as the Duke Children's Miracle Network Telethon and the Duke Children's Classic.

Coach K's charitable activities also include the establishment and funding of the Emily Krzyzewski Center, a community center in Durham named after his mother. The Center's mission is to inspire economically disadvantaged students to dream big, act with character and purpose, strive for academic excellence, and reach their highest potential as future citizen leaders. In 2002, several of Duke's former basketball stars, including Grant Hill, Christian Laettner, Shane Battier, Mike Dunleavy and Danny Ferry, returned to campus for the Duke All-Star Charity Hoopla, with the game and surrounding events helping raise significant funds for the Duke/Durham Neighborhood Partnership and the Emily K Center.

Krzyzewski's emphasis on education and literacy was recognized in 2000 when he was named the first recipient of the GTE Reads with the NABC Literacy Champion Award. In honor of Krzyzewski's selection, GTE (now Verizon) donated \$10,000 to support Duke Athletics' literacy program, Read with the Blue Devils.

The USBWA honored Krzyzewski in 2012 with the Wayman Tisdale Humanitarian Award, given annually to an individual involved in college basketball who has made a significantly positive impact on society. In 2015, Coach K was the recipient of the Lapchick Character Award.

Krzyzewski, along with his Duke and USA Basketball teams, have also been active in the military community by participating in Hoops for Troops and the Wounded Warriors Project.

Coach K and the Duke Community

The students at Duke university are also an important part of Coach K's life. He appreciates their support and often finds a way to include the students, especially those camped out in Krzyzewskiville, a tent community erected each season outside of Cameron Indoor Stadium for students wanting to get a head start on securing entrance to games. He has been known to treat the fans camping out for days, or even weeks, to a pregame strategy session in Cameron or to buy them pizzas while they wait in line. He knows that the unique relationship between his team and the student body is what makes Duke special.



The "Cameron Crazies" are regarded as some of the best fans in all of sports.

The university also recognized his vital role on campus, awarding him Duke's highest honor - the Medal of Honor - at the University Founders' Day Convocation in 1997.

In September 2001, Krzyzewski and his wife, Mickie, created the Krzyzewski Family Scholarship Endowment for Duke students from the Carolinas. The \$100,000 scholarship, the result of the Krzyzewskis' gift and additional funds from The Duke Endowment of Charlotte, provides assistance to undergraduates from North and South Carolina.

"Mickie and Mike Krzyzewski both do so much for our university," said former Duke President Nan Keohane following the gift. "Their many contributions to our athletic program are well known, and their support of undergraduate academic and residential life at Duke should be, as well."

During the fall of 2002, Coach K received an Honorary Alumnus Award from the Duke Medical Center for his contributions to the Duke Children's Health Center. Krzyzewski and his family have made the center a focal point in their efforts to raise the standard of clinical care for children.

Coach K: Author

Add another piece to Krzyzewski's already impressive resume - best-selling author. Coach K has co-authored two books with Texas writer Don Phillips published by Warner Books. "Leading with the Heart," emphasizing Krzyzewski's successful strategies for basketball, business and life, was released in 2000. It reached the New York Times best-seller list.

The story of Duke's 2001 national championship season, "Five-Point Play," was released in the fall of 2001. The book relives Duke's journey toward the 2001 NCAA title, the school's third in an 11-year span.

Krzyzewski also co-wrote a book with Duke Sports Hall of Famer Bill Brill entitled "A Season is a Lifetime" following the 1992 national championship. Following the 2008 Olympics, Krzyzewski and his daughter, Jamie K. Spatola, co-authored their second book together, titled "The Gold Standard: Building a World-Class Team." The book was released on April 6, 2009, and featured Coach K's guide to team building, illustrated with experiences from his three years coaching the team that would ultimately win Olympic gold.

Krzyzewski and his daughter Jamie also wrote "Beyond Basketball: Coach K's Keywords For Success," which was released in October 2006.

Mike Krzyzewski vs. All Competition

Army			Duke			Overall	Army			Duke			Overall	Army			Duke			Overall				
Team	H	A	N	H	A		N	Team	H	A	N	H		A	N	Team	H	A	N		H	A	N	
Air Force	1-0	-	-	-	-	1-0	2-0	Holy Cross	0-2	0-2	-	1-0	-	1-0	2-4	Providence	-	-	-	-	-	1-0	1-0	
Alabama	-	-	-	1-0	1-0	1-0	3-0	Illinois	-	-	0-1	0-1	-	5-1	5-2	Purdue	-	-	-	-	1-0	2-2	3-2	
Adelphi	1-0	-	-	-	-	-	1-0	Illinois-Chicago	-	-	-	1-0	-	-	1-0	Radford	-	-	-	1-0	-	1-0	2-0	
Alabama St.	-	-	-	-	-	1-0	1-0	Indiana	-	-	-	2-0	1-0	2-3	5-3	Robert Morris	-	-	-	-	-	1-0	1-0	
Albany	-	-	-	1-0	-	-	1-0	Iona	1-1	1-2	-	-	-	-	2-3	Rhode Island	-	-	-	1-0	-	1-0	2-0	
App. State	-	-	-	6-1	-	-	6-1	Iowa	-	-	-	1-0	1-0	4-1	6-1	Richmond	-	-	-	-	-	1-0	1-0	
Arizona	-	-	-	1-0	0-1	2-4	3-5	Iowa State	-	-	-	-	-	1-0	1-0	Rochester	3-0	2-0	-	-	-	-	5-0	
Arizona St.	-	-	-	-	-	1-0	1-0	Kansas	-	-	-	1-0	1-0	5-3	7-3	RPI	3-0	-	-	-	-	-	3-0	
Arkansas	-	-	-	-	-	1-2	1-2	Kansas State	-	-	1-0	-	-	1-0	2-0	Rutgers	-	-	0-1	1-0	1-0	1-0	3-0	
Ark-Pine Bluff	-	-	-	-	-	1-0	1-0	Kent State	-	-	-	1-0	-	-	1-0	St. Francis [NY]	1-0	0-1	-	-	-	-	1-1	
Army	-	-	-	5-0	1-0	-	6-0	Kentucky	-	-	-	-	-	5-2	5-2	St. John's	0-2	0-3	0-1	6-1	6-2	4-0	16-9	
Auburn	-	-	-	1-0	-	-	1-0	Kings College	0-1	-	-	-	-	-	0-1	St. Joseph's	-	-	-	3-0	1-0	-	4-0	
Ball State	-	-	-	-	-	1-0	1-0	Lafayette	1-1	0-3	-	-	-	-	1-4	St. Louis	-	-	-	3-0	1-0	-	4-0	
Baylor	-	-	-	-	-	1-0	1-0	LaSalle	-	-	-	1-0	1-0	-	2-0	St. Peter's	1-2	2-0	-	-	-	-	3-2	
Belmont	-	-	-	1-0	-	1-0	2-0	Lamar	-	-	-	-	-	2-0	2-0	Samford	-	1-0	-	-	-	-	1-0	
Binghamton	-	-	-	-	-	1-0	1-0	Lehigh	3-0	1-0	-	2-0	-	0-1	6-1	San Diego St.	-	-	-	1-0	-	1-0	2-0	
Boston College	-	-	-	8-0	8-1	2-1	18-2	Liberty	-	-	-	-	-	1-0	1-0	San Francisco	-	-	-	1-0	-	-	1-0	
Boston Univ.	-	-	-	3-0	2-0	1-0	6-0	Long Beach St.	-	-	-	2-0	-	-	2-0	San Jose St.	-	-	-	1-0	-	-	1-0	
Bradley	-	-	-	1-0	-	-	1-0	Long Island	-	0-1	-	-	-	-	0-1	Santa Clara	-	-	0-1	1-0	-	-	1-1	
Brown	-	-	-	3-0	-	-	3-0	La.-Monroe	-	-	-	-	-	1-0	1-0	Scranton	0-1	1-0	-	-	-	-	1-1	
Bryant	1-0	-	-	1-0	-	-	2-0	LSU	-	0-1	-	1-0	1-0	1-1	3-2	S.C. State	-	-	-	6-0	1-0	-	7-0	
Bucknell	-	-	-	2-0	-	-	2-0	Louisville	0-2	-	-	1-1	1-2	1-2	3-5	Seton Hall	1-1	1-2	1-1	1-0	-	3-1	6-5	
Buffalo	1-0	1-1	-	1-0	-	-	3-1	Loyola [Md.]	-	-	-	2-0	-	-	2-0	Siena	-	-	-	1-0	-	-	1-0	
Butler	-	-	-	1-0	-	2-0	3-0	Lycoming	2-0	-	-	-	-	-	2-0	South Alabama	-	-	-	0-1	-	-	-	
BYU	-	-	-	-	-	1-0	1-0	Manhattan	1-3	1-0	1-0	-	-	-	3-3	South Florida	-	-	-	1-0	1-0	-	2-0	
BYU-Hawaii	-	-	-	-	-	1-0	1-0	Manhattenville	1-0	-	-	-	-	-	1-0	Southern	-	-	-	-	-	1-0	1-0	
California	-	-	-	-	0-1	1-1	1-2	Marquette	-	-	-	1-0	-	3-1	5-4	Southern III.	-	-	-	-	-	2-0	2-0	
Campbell	-	-	-	1-0	-	1-0	2-0	Maryland	-	0-1	-	25-8	22-10	8-5	55-24	SMU	-	-	-	-	-	1-1	1-1	
Canisius	-	-	-	2-0	1-0	-	3-0	Massachusetts	-	-	-	1-0	-	-	1-0	Stanford	-	-	-	-	-	1-2	1-2	
Central Mich.	-	-	-	-	-	1-0	1-0	Memphis	-	0-1	-	-	-	1-0	1-1	Stetson	-	-	-	5-0	4-1	-	9-1	
Chaminade	-	-	-	-	1-0	-	1-0	Mercer	-	-	-	1-0	-	0-1	1-1	Syracuse	-	-	-	2-1	1-1	1-1	4-3	
Charlotte	-	-	-	3-0	-	-	3-0	Mer.-Marine	3-0	2-0	-	-	-	-	5-0	Temple	-	-	-	5-0	3-2	5-0	13-2	
Cincinnati	-	-	-	-	-	2-0	2-0	Merrimack	2-0	-	-	-	-	-	2-0	Tennessee	-	0-1	-	-	-	1-1	1-2	
Clemson	-	-	-	29-2	20-10	4-1	53-13	Miami [Fla.]	-	-	-	8-2	7-3	2-0	17-5	Tenn.-Martin	-	-	-	1-0	-	-	1-0	
Coastal Carolina	-	-	-	1-0	-	-	1-0	Miami [Oh.]	-	-	-	1-0	-	-	1-0	Texas	-	-	0-1	-	-	4-0	4-1	
Colgate	3-0	1-1	-	1-0	-	-	5-1	Michigan	-	-	-	8-1	4-4	4-0	16-5	Texas A&M	-	-	-	-	-	1-0	1-0	
Colorado	-	-	-	1-0	-	0-1	1-1	Michigan St.	-	-	-	2-0	1-0	7-1	10-1	Texas Southern	-	-	-	-	-	1-0	1-0	
Colorado St.	-	-	-	1-0	-	1-0	2-0	Mid. Tenn. St.	-	-	0-1	-	-	-	0-1	The Citadel	-	-	-	3-0	1-0	-	4-0	
Columbia	-	-	-	2-0	-	-	2-0	Minnesota	-	-	-	-	-	2-0	2-0	Toledo	-	-	-	2-0	-	-	2-0	
Connecticut	-	-	-	-	-	4-4	4-4	Miss. State	-	-	-	-	-	1-0	1-0	Tulsa	-	-	-	1-0	-	2-0	3-0	
Cornell	-	-	-	4-0	-	-	4-0	Miss. Valley St.	-	-	-	-	-	1-0	1-0	UAB	-	-	-	1-0	-	2-0	3-0	
Creighton	-	-	-	-	-	1-0	1-0	Missouri	-	-	-	-	-	2-0	2-0	UCLA	-	-	-	3-0	1-1	4-0	8-1	
Davidson	-	-	1-0	16-1	5-0	4-0	26-1	Missouri St.	-	-	-	-	-	1-0	1-0	UNLV	-	-	-	-	-	1-1	1-1	
Dayton	-	-	-	1-0	-	-	1-0	Monmouth	-	-	-	1-0	-	1-0	2-0	UNC-Asheville	-	-	-	2-0	-	-	2-0	
Delaware	-	-	-	2-0	-	-	2-0	Montana	-	-	-	1-0	-	-	1-0	UNC-Gboro	-	-	-	7-0	2-0	1-0	10-0	
Delaware St.	-	-	-	-	-	1-0	1-0	Murray State	-	-	-	-	-	1-0	1-0	UNC-Wilm.	-	-	-	1-0	-	1-0	2-0	
DePaul	-	0-1	-	1-0	1-0	2-0	4-1	Navy	2-1	1-1	-	-	-	2-0	5-2	Upsala	1-0	1-0	-	-	-	-	2-0	
Detroit	-	-	-	2-0	-	-	2-0	New Hampshire	-	-	1-0	1-0	-	-	1-0	1-0	USC	-	-	-	-	-	3-0	3-0
Drake	-	-	-	-	-	1-0	1-0	New Mexico St.	-	-	-	1-0	-	-	1-0	Utah	-	-	-	-	-	1-1	1-1	
Drexel	-	-	-	-	-	1-0	1-0	New Orleans	-	-	-	-	-	1-0	1-0	Utah State	-	-	-	1-0	-	-	1-0	
Duquesne	-	-	-	1-0	-	-	1-0	Niagara	1-1	2-0	-	-	-	-	3-1	Valparaiso	-	-	-	2-0	-	1-0	3-0	
East Carolina	-	-	-	12-0	-	-	12-0	North Carolina	-	-	-	19-16	16-19	8-4	43-39	Vanderbilt	-	-	-	3-1	2-1	-	5-2	
Eastern Ky.	-	-	0-1	1-0	-	-	1-1	N.C. A&T	-	-	-	6-0	1-0	1-0	8-0	VCU	-	-	-	-	-	2-1	2-1	
Eastern Mich.	-	-	-	1-0	-	0-1	1-1	N.C. Central	-	-	-	1-0	-	-	1-0	Vermont	-	-	-	1-0	-	-	1-0	
Elon	-	-	-	4-0	-	3-0	7-0	NC State	-	-	-	26-5	18-13	11-4	55-22	Villanova	-	-	-	2-0	1-0	0-1	3-1	
Fairfield	0-1	0-2	-	4-0	-	-	4-3	Northeastern	1-1	1-1	-	3-0	1-0	-	6-2	Virginia	-	0-1	0-1	27-4	18-11	9-3	54-19	
Florida	-	-	-	1-0	-	2-1	3-1	Northwestern	-	-	-	3-0	3-0	-	6-0	Virginia Tech	-	0-1	-	8-1	6-2	2-0	16-4	
Florida A&M	-	-	-	-	-	1-0	1-0	Notre Dame	-	-	-	6-1	3-3	4-2	13-6	Wagner	1-0	0-1	-	0-1	-	-	1-2	
Florida Atlantic	-	-	-	1-0	-	-	1-0	Ohio State	-	-	-	1-0	0-1	1-0	2-1	Wake Forest	-	-	-	25-8	17-16	5-1	48-24	
Fla. Gulf Coast	-	-	-	1-0	-	-	1-0	Ohio	-	-	-	1-0	-	-	1-0	Washington	-	-	0-1	2-0	1-0	1-1	4-2	
Florida State	-	-	1-0	17-2	15-5	1-1	34-8	Ohio Northern	1-0	-	-	-	-	-	1-0	West Virginia	-	-	-	-	-	2-1	2-1	
Fordham	2-1	2-0	-	-	-	-	4-1	Oklahoma	-	-	-	2-0	1-0	1-0	4-0	Western Car.	-	-	-	3-0	-	-	3-0	
Fresno State	-	-	-	-	-	1-0	1-0	Okla. State	-	-	-	-	-	1-0	1-0	Western Mich.	-	-	-	1-0	-	-	1-0	
Furman	-	-	-	1-0	-	-	1-0	Old Dominion	-	-	-	-	-	2-0	2-0	Willam & Mary	-	-	-	7-0	3-0	-	10-0	
Ga. Southern	-	-	-	3-0	-	-	3-0	Oregon	-	-	-	-	-	1-1	1-1	Winthrop	-	-	-	-	-	1-0	1-0	
Gardner-Webb	-	-	-	2-0	-	-	2-0	Pacific	-	-	-	-	-	2-0	2-0	Wisconsin	-	-	0-1	1-0	1-1	1-0	3-2	
George Mason	-	-	-	3-0	-	-	3-0	Penn	-	-	-	4-0	-	-	4-0	Wofford	-	-	-	1-0	-	-	1-0	
George Wash.	-	-	-	1-0	-	1-0	2-0	Penn State	1-0	1-1	-	-	-	-	2-1	Xavier	-	-	-	1-0	-	3-0	4-0	
Georgetown	-	-	-	3-0	1-0	2-3	6-3	Pepperdine	-	-	-	-	-	1-0	1-0	Yale	1-0	0-1	1-0	1-0	-	1-0	4-1	
Georgia State	-	-	-	1-0	-	-	1-0	Pittsburgh	-	-	-	1-0	1-1	0-1	2-2									
Georgia Tech	-	-	-	27-4	20-11	8-3	55-18	Pitt-Johnstown	1-0	-	-	-	-	-	1-0									
Gonzaga	-	-	-	-	-	3-0	3-0	Portland	-	-	-	2-0	-	1-0	3-0									
Hampton	-	-	-	-	-	1-0	1-0	Portland St.	-	-	-	1-0	-	-	1-0									
Harvard	-	-	-	5-0	4-0	-	9-0	Presbyterian	-	-	-	3-0	-	-	3-0									
Hawaii	-	-	-	-	-	1-0	1-0	Princeton	-	1-0	-	4-0	0-1	1-0	5-1									

STAFF

March 18, 1980 – Mike Krzyzewski is introduced as Duke's head basketball coach.

Nov. 29, 1980 – Krzyzewski wins his first game as Duke's coach, 67-49 over Stetson.

Jan. 21, 1981 – A 56-47 win at N.C. State gives Krzyzewski his first victory against ACC competition. Gene Banks plays 40 minutes for Duke, scoring a game-high 23 points on 9-of-14 shooting.

Feb. 15, 1984 – Duke wins its first game as a ranked team under Coach K, 80-69 over Stetson, and gets its first 20-win season since 1980. David Henderson scores 18 points, making all six field-goal attempts and all six foul shots.

March 10, 1984 – A 77-75 victory over North Carolina, aided by four David Henderson free throws, gives Krzyzewski his first win over a top-ranked team and his first trip to the ACC Tournament title game.

Feb. 27, 1985 – Duke beats Clemson, 90-73, in Durham, to give Krzyzewski his first winning season in the ACC (8-6). Johnny Dawkins scores 19 points, making 8-of-10 field goal attempts and all three of his foul shots.

March 15, 1985 – A 75-62 victory over Pepperdine gives Krzyzewski his first victory in the NCAA Tournament. David Henderson scores 22 points and Johnny Dawkins nets 21.

Feb. 26, 1986 – Playing as the No. 1 team for the first time under Krzyzewski, Duke beats Clemson, 77-69, to set a school record for most victories in a season (28). Johnny Dawkins scores 27 points on 11-of-16 shooting.

March 2, 1986 – An 82-74 victory over North Carolina gives Duke its first ACC regular season title since 1966 and its first perfect home record (15-0) since 1978.

March 7, 1986 – Duke beats Wake Forest, 68-60, in the first round of the ACC Tournament to give Krzyzewski his first 30-win season.

March 9, 1986 – A 68-67 win over Georgia Tech gives Krzyzewski his first ACC Tournament championship.

March 23, 1986 – Duke beats Navy, 71-50, to send Krzyzewski to his first Final Four. Johnny Dawkins scores 28 points, and Duke overcomes a 23-point, 10-rebound effort by David Robinson.

March 29, 1986 – A 71-67 win over Kansas puts Krzyzewski in his first national championship game and makes Duke the first team in NCAA history to win 37 games in a season. The Blue Devils limit Kansas All-American Danny Manning to four points on 2-of-9 shooting.

March 31, 1986 – Louisville beats Duke, 72-69, to deny the Blue Devils the national championship. Duke finishes 37-3, setting school records for wins and winning percentage (.925).

March 13, 1988 – A 65-61 win over North Carolina gives Krzyzewski his second ACC Tournament title.

March 26, 1988 – Duke upsets No. 1 Temple, 63-53, to send Krzyzewski to his second Final Four. Kevin Strickland and Danny Ferry combine for 41 points. The Blue Devils limit the Owls to 28.6 percent shooting.

April 2, 1988 – Kansas hands Duke a 66-59 defeat in the national semifinals before a partisan Jayhawk crowd in Kansas City. The Blue Devils finish the year with a 28-7 record.

Nov. 19, 1988 – Duke opens a season as the nation's top-ranked team for the first time under Krzyzewski, beating Kentucky, 80-55.

March 26, 1989 – An 85-77 victory over Georgetown sends Duke to the Final Four for the second straight season.

April 1, 1989 – Seton Hall beats Duke in the national semifinals in Seattle, 95-78, overcoming an 18-point first half deficit and 34 points by National Player of the Year Danny Ferry. The Blue Devils, who finish 28-8, set a school record for highest field-goal percentage for a season (.537).

Feb. 12, 1990 – A 102-67 rout of Stetson makes Krzyzewski the first Duke coach with seven consecutive 20-win seasons.

March 16, 1990 – Duke beats Richmond in the first round of the NCAA Tournament, 81-46, making Krzyzewski the Blue Devils' winningest coach with 227 victories. Coach K also gets his 300th career victory.

March 24, 1990 – Duke becomes the seventh school to earn three straight Final Four trips, beating Connecticut, 79-78, on a 15-foot shot at the buzzer by Christian Laettner.

March 31, 1990 – A 97-83 victory over Arkansas sends Krzyzewski into his second NCAA title game.

April 2, 1990 – UNLV defeats Duke, 103-73, to win the NCAA championship. The Blue Devils finish the season with a 29-9 mark.

Feb. 27, 1991 – Duke beats Clemson, 79-62, to finish 16-0 at home and set a record for most home victories in a season.

March 3, 1991 – An 83-77 upset of North Carolina in Chapel Hill gives Krzyzewski his second regular season ACC championship. Bobby Hurley makes 4-of-6 three-point shots to finish with 18 points and tie Christian Laettner for high scoring honors.

March 24, 1991 – Duke's 78-61 victory over St. John's enables Coach K to join John Wooden as the only men to coach in four consecutive Final Fours.

March 30, 1991 – Duke upsets unbeaten UNLV, considered at the time the greatest team in college basketball history, 79-77, to advance to the NCAA championship for the fifth time and avenge its 1990 loss to the Rebels.

April 1, 1991 – Krzyzewski's 336th career victory gives him his first national title. Duke beats Kansas, 72-65. Christian Laettner is named the most outstanding player, scoring a game-high 18 points and going 12-for-12 from the foul line.

Feb. 1, 1992 – Duke sets a school record for most consecutive wins to open a season (17), beating Notre Dame, 100-71.

March 15, 1992 – A 94-74 victory over North Carolina gives Duke its third ACC Tournament title under Krzyzewski and avenges a 22-point loss to the Tar Heels in the 1991 title game.

March 28, 1992 – In perhaps the best college basketball game in history, Christian Laettner hits a buzzer-beating jumper on a long inbounds pass from Grant Hill, and Duke gets a 104-103 overtime win over Kentucky to earn its fifth straight Final Four appearance.

April 6, 1992 – Duke beats Michigan, 71-51, in front of a record crowd of 50,379 to join UCLA as the only teams to repeat as national champions. The Blue Devils (34-2) become the first team since Indiana in 1976 to stay No. 1 from the preseason ranking through the postseason tournament.

Summer, 1992 – Krzyzewski is an assistant coach to Chuck Daly on the U.S. Olympic team featuring Michael Jordan, Larry Bird and Magic Johnson. Christian Laettner is the lone collegiate player on the "Dream Team," which wins the gold medal in Barcelona, Spain.

Dec. 7, 1992 – Duke's 103-72 home victory over Northeastern gives Krzyzewski his 300th win as Duke's coach, three games into his 13th season.

March 18, 1993 – Duke's 105-70 first round victory over Southern Illinois is the Blue Devils' 13th straight win in the NCAA Tournament – the second-longest streak in history.

March 20, 1993 – California ends Duke's run of five straight trips to the Final Four with an 82-77 win in the second round of the NCAA Tournament.

Dec. 22, 1993 – Krzyzewski gets his 400th career coaching victory, 79-76 over Iowa.

Jan. 10, 1994 – Duke beats Brown, 89-71, in Durham, to earn its 100th victory over a four-year span, then a school record.

March 2, 1994 – Duke beats Maryland in College Park, 73-69, to give Krzyzewski his fourth regular season ACC championship.

March 26, 1994 – Duke upsets Purdue, 69-60, to advance to the Final Four for the sixth time in seven years. Coach K moves into third place on the list of most Final Four appearances, trailing John Wooden (12) and Dean Smith (11).

April 2, 1994 – Playing where it had lost in the second round of the ACC Tournament five games earlier, Duke overcomes a 13-point deficit against Florida to advance to the NCAA title game with a 70-65 victory in Charlotte. Cherokee Parks' 11 points and 11 rebounds lead Duke to its fifth championship game under Coach K (fourth in five years).

April 4, 1994 – With President Clinton in attendance, Arkansas denies Duke its third championship in four years with a 76-72 victory. Grant Hill has 12 points and 14 rebounds in his last game for the Blue Devils, who go 28-6 for the season.

Nov. 29, 1995 – Duke beats UNC Greensboro, 71-57, to extend its school record for consecutive non-conference home wins to 95 games.

Feb. 27, 1997 – Duke beats Maryland, 81-69, in Durham, to give Krzyzewski his fifth regular season conference championship.

March 14, 1997 – Krzyzewski gets his 400th win at Duke, improving his record to 400-148 with a 71-68 triumph over Murray State in the first round of the NCAA Tournament.

Sept. 1997 – Duke recognizes Krzyzewski's leadership by awarding him its highest honor – the University Medal of Honor – for his many contributions to the school.

Nov. 26, 1997 – Duke upsets Arizona in the Maui Invitational, 95-87, to give Krzyzewski his fifth victory against top-ranked teams – the most by any active coach.

Feb. 28, 1998 – After watching his Blue Devils rally from a 17-point second half deficit, Krzyzewski gets his 500th coaching victory and his second straight ACC regular season championship with a 77-75 home win over North Carolina. Coach K becomes the 76th coach to win 500 games as the Devils finish unbeaten at home and become the first team to win 15 conference games in a season.

June 26, 1998 – Duke christens the Michael W. Krzyzewski Human Performance Lab. Working with the latest in high-tech instrumentation, a multidisciplinary team of orthopaedic surgeons and biomechanical engineers strive to better understand how muscles, bones, tendons and ligaments respond to the pressures of competition.

Feb. 20, 1999 – Duke ties a school record with its 36th straight home victory, a 92-65 rout of Clemson. The Blue Devils go unbeaten at home for the second straight year and fifth time under Krzyzewski.

Feb. 27, 1999 – Duke beats North Carolina by 20 points in Chapel Hill, 81-61, to become the first team to finish 16-0 in the ACC. The Blue Devils set a school record with their 24th straight victory and go unbeaten in the ACC for the first time since 1963.

March 7, 1999 – A 96-73 victory over North Carolina gives Krzyzewski his fourth ACC Tournament title. Duke wins its tournament games by an average margin of 25 points. The win caps a 19-0 ACC campaign for Duke.

March 19, 1999 – Duke beats Southwest Missouri State in the NCAA Tournament, 78-61, to post its 30th straight victory and school-record 67th win over two years. The Blue Devils win 35 games in a season for the second time under Krzyzewski.

March 21, 1999 – An 85-64 victory over Temple earns Duke its eighth Final Four trip under Krzyzewski.

March 27, 1999 – Duke beats Michigan State, 68-62, to advance to the national championship game for the sixth time under Krzyzewski, who improves his record in the NCAA Tournament to 48-13 to pass John Wooden for second place on the all-time list. The Devils improve to 37-1, tying their own NCAA record for most victories in a season.

March 29, 1999 – Connecticut stuns Duke, 77-74, in the national championship game. Though the Blue Devils fall shy of the title, they achieve school records for highest winning percentage over a two-year period (.920) and for a single season (.949).

June 30, 1999 – Duke becomes the first school in the history of the NBA Draft to have four players from the same team – Elton Brand, Trajan Langdon, Corey Maggette and William Avery – selected in the first round. Brand, who became the first player to be taken number one under Coach K, Langdon and Maggette were lottery picks.

Nov. 1999 – The Duke Basketball Legacy Fund is founded. The Legacy Fund currently has 30 partners making gifts of \$1 million or more to the program. The endowed fund will provide full support for one Duke player each year.

Jan. 22, 2000 – Duke gets a 75-61 win at Wake Forest, setting records with its 28th straight ACC regular season victory and 49th ACC regular season victory in a span of four years. The Blue Devils set a school record with their 15th straight ACC road win.

Feb. 9, 2000 – Maryland upsets Duke in Durham, 98-87, to end the Blue Devils' 31-game ACC regular-season winning streak, their 46-game home winning streak and their 26-game home winning streak against ACC teams.

March 4, 2000 – Duke beats North Carolina in Durham, 90-76, to give Krzyzewski his eighth ACC regular season title – marking only the second time the Blue Devils have won four straight regular season conference championships.

March 11, 2000 – Duke beats Wake Forest in the ACC Tournament semifinals, 82-73, to set a school record with its 119th victory over a four-year span. The Devils advance to the league championship game for the third year in a row and ninth time under Krzyzewski.

March 12, 2000 – Duke wins its second straight ACC championship and fifth under Krzyzewski, beating Maryland, 81-68.

March 24, 2000 – Florida upsets Duke in the NCAA Tournament, 87-78. Though the Devils finish one victory shy of a 30-win season, they post the highest winning percentage over a four-year period in school history (.859; 122-20).

Nov. 17, 2000 – A 98-85 victory over Villanova in Durham gives Krzyzewski his 500th win as Duke's coach. He becomes just the third coach to win 500 games at one school in 21 seasons or fewer. Following the win, Duke unveils Coach K Court. The words Coach K Court appear in two squares at both ends of the fabled Cameron court.

March 4, 2001 – Duke beats North Carolina in Chapel Hill, 95-81, to become the first team to win at least a share of the ACC regular season title five years in a row.

March 11, 2001 – A 79-53 victory over North Carolina gives Krzyzewski coaching victory No. 600 and his sixth ACC championship.

March 24, 2001 – With a 79-69 victory over Southern Cal, Duke gives Krzyzewski his ninth trip to the Final Four and sets a school record for wins over a three-year period (99).

March 31, 2001 – Duke overcomes a record-setting 22-point first half deficit in a 95-84 victory over Maryland that sends Krzyzewski into his seventh national championship game. He becomes the first Duke coach to amass 100 wins in a span of just three seasons.

April 2, 2001 – Duke beats Arizona, 82-72, to make Krzyzewski the fourth coach to win three NCAA crowns. The Blue Devils become the second team since the NCAA Tournament expanded to 64 teams to win every tournament game by at least 10 points. Duke sets NCAA records for wins in a four-year period (133) and all-time NCAA Tournament winning percentage (76.8).

May 30, 2001 – In his first year of eligibility, Krzyzewski is voted into the Naismith Memorial Basketball Hall of Fame. He joins Temple's John Chaney and Texas Tech's Bob Knight as the only active college coaches to be enshrined.

Sept. 5, 2001 – Krzyzewski and his wife, Mickie, create the Krzyzewski Family Scholarship Endowment for Duke students from the Carolinas. The \$100,000 scholarship provides assistance to undergraduates from North and South Carolina.

Sept. 9, 2001 – Krzyzewski is named "America's Best Coach" – in any sport at any level – by CNN and *TIME* magazine.

Oct. 5, 2001 – Krzyzewski is inducted into the Basketball Hall of Fame. His college coach, Bob Knight, is his presenter, and the pair share a tear-filled reunion in the Springfield Civic Center.

Nov. 14, 2001 – The 54-year-old Krzyzewski signs a lifetime contract with Duke.

Nov. 19, 2001 – Duke opens the 2001-02 season ranked No. 1 in the country, the fourth time under Krzyzewski that it has started a season as No. 1.

Jan. 31, 2002 – Duke beats North Carolina by 29 points, 87-58, UNC's worst loss in the Dean Smith Center. The Blue Devils become the first team to win four straight games in Chapel Hill, getting their highest margin of victory over the Tar Heels under Krzyzewski.

Feb. 24, 2002 – Duke rolls over St. John's on Coach K Court, 97-55, to give Krzyzewski his fifth straight 25-win season and 12th overall.

March 4, 2002 – Duke routs North Carolina on Coach K Court, 93-68, to finish unbeaten at home (13-0) for the sixth time under Krzyzewski.

STAFF

March 10, 2002 – Duke becomes the first school to win the ACC Tournament four years in a row, beating N.C. State 91-61 for its seventh ACC championship under Krzyzewski.

March 14, 2002 – A No. 1 seed for an NCAA-record fifth straight year, Duke gets its seventh straight double-digit win in the NCAA Tournament, 84-37 over Winthrop. The Blue Devils give Krzyzewski his seventh 30-win season, second straight and fourth in five years.

June 26, 2002 – Duke's Jason Williams (second) and Mike Dunleavy (third) become the second pair of teammates to be taken among the top three picks in an NBA Draft. The Blue Devil duo joined UCLA's Lew Alcindor and Lucious Allen, who went number one and three, in 1969. In addition, Carlos Boozer is chosen in the second round of the draft.

Jan. 8, 2003 – Duke ascends to the No. 1 ranking in the AP poll for the sixth consecutive season. That night, Duke topples Georgetown, 93-86, at Cameron Indoor Stadium.

March 16, 2003 – Duke earns its league-record fifth consecutive ACC Tournament championship with an 84-77 victory over N.C. State in Greensboro, N.C. Duke's Daniel Ewing was named MVP of the tournament.

Jan. 3, 2003 – The Blue Devils defeat Clemson, 73-54, on the road as Coach K earns his 600th victory at Duke. He reaches this milestone in 776 games, making him the fourth-fastest coach to reach 600 victories at one school. Only Kentucky's Adolph Rupp (704), UCLA's John Wooden (744), North Carolina's Dean Smith (773), Krzyzewski and Western Kentucky's Ed Diddle (790) reached 600 victories at one school in fewer than 800 games.

Jan. 21, 2004 – Following its win over No. 4 Wake Forest on Jan. 17, Duke travels to Maryland as the nation's No. 1 team for the seventh consecutive season, the second-longest such streak in NCAA history. After its 68-60 win, the Blue Devils hang on to the No. 1 ranking for four weeks during the 2003-04 season.

Feb. 26, 2004 – Duke extends its winning streak in Cameron Indoor Stadium to 41 games with a 97-63 victory over Valparaiso. The Blue Devils' 41-game home winning streak is the second-longest in ACC and school history behind Duke's 46-game streak from 1997-2000. It would be ended in its next contest vs. No. 19 Georgia Tech a week later.

March 28, 2004 – Duke outlasts Xavier, 66-63, to win the NCAA Atlanta Regional and advance to its 14th Final Four overall and 10th in the previous 19 seasons under Coach K.

July 1, 2004 – Director of Athletics Joe Alleva holds a press conference to announce that the Los Angeles Lakers have approached Krzyzewski about their vacant head coaching position.

July 5, 2004 – Krzyzewski announces that he has turned down the Los Angeles Lakers' offer to become head coach. "Duke has always taken up my whole heart," Coach K stated in a packed press conference that was aired live nationally.

Dec. 12, 2004 – With an 82-54 victory over Toledo in Cameron Indoor Stadium, Krzyzewski picks up his 700th career win. He becomes the second fastest coach to reach the milestone behind Bob Knight.

Jan. 5, 2005 – Duke defeats Princeton, 59-46, behind 21 points from J.J. Redick as the Blue Devils celebrate the 65th anniversary of Cameron Indoor Stadium. The game was played almost exactly 65 years to the day of the first game at Cameron, when Duke beat Princeton by a 36-27 count on January 6, 1940.

March 13, 2005 – Krzyzewski and the Blue Devils celebrate the 2005 ACC Tournament championship with a 69-64 win over Georgia Tech.

March 20, 2005 – Thanks to a 63-55 second round triumph over Mississippi State in Charlotte, Krzyzewski surpasses Dean Smith on the all-time NCAA Tournament victory chart with his 66th win.

Oct. 26, 2005 – Krzyzewski is named the head coach of the USA Basketball Men's Senior National Team program for 2006-08.

March 11, 2006 – With a 78-66 win over Wake Forest in the ACC Tournament semifinals at the Greensboro Coliseum, Krzyzewski posts his 750th career win.

March 12, 2006 – In his 1,000th game as a head coach, Krzyzewski guides Duke to a 78-76 win over Boston College in the ACC Championship game, claiming his 10th conference tournament title.

Feb. 18, 2007 – Krzyzewski records his 700th victory as the Duke head coach with a 71-62 win over Georgia Tech in Cameron Indoor Stadium. He became just the eighth coach to post 700 victories at one school and was the second fastest to do so behind Adolph Rupp of Kentucky.

Sept. 2, 2007 – Coached by Krzyzewski, Team USA wins the FIBA Americas Championship gold medal with a 118-81 victory over Argentina. The USA goes 10-0 and wins by an average of 39.5 points per game. The gold medal win automatically qualifies the USA for a trip to the 2008 Olympic games in Beijing, China.

March 1, 2008 – Krzyzewski becomes the sixth Division I head coach to reach 800 career wins with an 87-86 win at N.C. State. He is the third fastest coach to reach 800 career victories.

Aug. 24, 2008 – With Krzyzewski at the helm, Team USA reclaims the gold medal at the 2008 Beijing Summer Olympics with a 118-107 victory over Spain. Krzyzewski guides the U.S. squad to a perfect 8-0 record in the Olympics as the team averaged 106 points per game while winning by an average margin of 27.9 points per contest.

March 15, 2009 – Duke captures its 11th ACC Championship under Krzyzewski and 17th overall with a 79-69 victory over Florida State in the ACC Tournament finals at the Georgia Dome in Atlanta, Ga. The 17 titles ties Duke for the most in ACC history with North Carolina and is the eighth in 11 seasons for the Blue Devils.

July 21, 2009 – Krzyzewski is named the head coach of the USA Basketball Men's Senior National Team program for 2009-2012. He will become the first U.S. coach of multiple Olympic teams since Henry Iba, who won gold in 1964 and '68 and coached the team that lost the controversial 1972 gold-medal game to the Soviet Union.

Sept. 11, 2009 – Krzyzewski is inducted into the Army Sports Hall of Fame at a plaque unveiling ceremony held in the Kenna Hall of Army Sports inside the Kimsey Center.

Feb. 13, 2010 – Duke earns a 77-56 victory over Maryland in Krzyzewski's 1,000th game at Duke, which came in the 71st year of Cameron Indoor Stadium.

March 6, 2010 – With an 82-50 victory over North Carolina, the second largest win for Duke in the nation's biggest rivalry, the Blue Devils claim the 19th ACC regular season championship in school history and set a school record for home victories by finishing the season 17-0 in Cameron Indoor Stadium.

March 14, 2010 – The Blue Devils repeat as ACC Tournament Champions by defeating Georgia Tech, 65-61, at the Greensboro Coliseum. With the title Duke passed North Carolina for most ACC Championships with 18, including nine in the last 12 seasons.

March 28, 2010 – Duke defeats Baylor 78-71 in Houston to advance to the 11th NCAA Final Four under Krzyzewski. Nolan Smith pours in a career-high 29 points in front of 47,000 fans at Reliant Stadium.

April 5, 2010 – Krzyzewski wins his fourth NCAA Championship at Duke with a 61-59 win over Butler at Lucas Oil Stadium in Indianapolis. Kyle Singler is named the Final Four Most Outstanding Player after recording 19 points and nine rebounds in the championship game. The four championships tie Krzyzewski with Adolph Rupp for second most all-time.

Sept. 12, 2010 – Team USA defeats host Turkey, 81-64, to win the gold medal at the 2010 FIBA World Championship. The U.S. team finishes the tournament 9-0 with a +24.9 margin of victory. Kevin Durant, one of six players under the age of 22 on the team, is named tournament MVP after averaging 22.8 points per game.

Sept. 15, 2010 – Krzyzewski is inducted into the Chicagoland Sports Hall of Fame. Chicago City Council and Mayor Richard M. Daley also make Sept. 15 "Mike Krzyzewski Day" in Chicago.

Nov. 24, 2010 – Duke defeated No. 4 Kansas State, 82-68, for the O'Reilly Auto Parts CBE Classic championship and Krzyzewski's 800th win at Duke. He became the fifth coach to win at least 800 games at one school.

Dec. 29, 2010 – Krzyzewski passes long time rival Dean Smith of North Carolina into second on the NCAA all-time victories list, recording his 880th career win in a 108-62 contest at UNC Greensboro.

March 20, 2011 – The Blue Devils held on for a 73-71 victory over Michigan in the second round of the NCAA Tournament to hand Krzyzewski his 900th career win. He joined Bob Knight as the only two coaches with 900 or more career wins.

Sept. 9, 2011 – Krzyzewski is inducted into the Duke Athletics Hall of Fame. Coach K is joined in the Hall of Fame class by Ben Bennett (football), Jenny Chuasiriporn (golf), Bobby Hurley (basketball) and Vanessa Webb (tennis).

Nov. 15, 2011 – Duke defeats Michigan State, 74-69, at Madison Square Garden to give Krzyzewski an NCAA-record 903rd career coaching victory. Longtime mentor and previous record-holder Bob Knight calls the game for ESPN. Andre Dawkins makes six three-point field goals in a 26-point effort, while Seth Curry adds 20 points, seven rebounds, four assists and four steals in the win.

Dec. 2012 – Krzyzewski is named Sports Illustrated Sportsman of the Year. He shares the Dec. 12, 2011 SI cover with women's basketball coaching icon Pat Summitt.

Feb. 16, 2012 – Duke overcomes a 61-41 deficit with 11:33 to play in a 78-73 win over N.C. State. It is the largest second-half margin Duke has overcome in a victory under Coach K.

April 16, 2012 – Krzyzewski is honored with the USBWA Wayman Tisdale Humanitarian Award. The Humanitarian Award honors an individual involved in college basketball who has made a significantly positive impact on society.

Aug. 2, 2012 – Team USA sets an Olympic scoring record in a 156-73 win over Nigeria in pool play. Krzyzewski's group also sets Olympic records for three-pointers (29, including 10 from Carmelo Anthony) and three-point percentage (.630) in the win.

Aug. 13, 2012 – Krzyzewski directs Team USA to a 107-100 win over Spain to claim the London Olympics gold medal. He closes out his tenure in charge of the USA Men's Senior National Team with a 50-game win streak, while becoming the first U.S. coach of multiple Olympic teams since the legendary Henry Iba, who won gold in 1964 and 1968 and coached the team that lost the controversial 1972 gold-medal game to the Soviet Union.

Dec. 19, 2012 – Krzyzewski is named co-recipient of the 2012 USA Basketball National Coach of the Year Award after leading the USA Men's National Team to the gold medal at the 2012 Olympics in London. The award is the fifth for Krzyzewski, who also received the honor in 2006, 2007, 2008 and 2010.

March 5, 2013 – Duke tops Virginia Tech, 85-57, at Cameron Indoor Stadium to give Coach K his 880th career victory at Duke. Krzyzewski moves past former North Carolina head coach Dean Smith into second place all-time in wins at one school.

March 29, 2013 – The Blue Devils defeat Michigan State, 71-61, for their 30th win of the season. Coach K guides Duke to 30 or more wins in a season for an NCAA-record 13th time in his career.

May 23, 2013 – USA Basketball Chairman Jerry Colangelo announces that Hall of Fame basketball coach Mike Krzyzewski will return as head coach of the USA Basketball Men's National Team for the 2013-16 quadrennium.

June 12, 2013 – Krzyzewski receives the 2013 Dick Enberg Award, presented by the College Sports Information Directors of America (CoSIDA) at the fourth annual Capital One Academic All-America Hall of Fame Gala in Orlando, Fla.

Jan. 18, 2014 – The 41st President of the United States and co-founder/chairman of CEO Roundtable on Cancer, George H.W. Bush, traveled to Durham, N.C., to recognize Krzyzewski for his personal commitment and leadership in working toward eliminating cancer as a public health threat. Former president Bush witnessed Duke's 95-60 rout of NC State before recognizing Coach K for his efforts and greeting the Duke team in the locker room following the victory.

Jan. 25, 2014 – Duke tops Florida State, 78-56, at Cameron Indoor Stadium to give Krzyzewski his 900th career victory at Duke, joining Syracuse's Jim Boeheim as the only other Division I head coach to collect 900 victories at one school.

Sept. 14, 2014 – Krzyzewski leads the U.S. Men's Senior National Team to a 129-92 win over Serbia in the gold medal game of the 2014 FIBA World Cup in Spain. Former Duke standout Kyrie Irving is named tournament MVP, while Team USA extends its win streak to 63 consecutive games under Coach K.

Dec. 18, 2014 – Krzyzewski is named USA Basketball Co-Coach of the Year. It was an unprecedented sixth such honor for Coach K (2006, 2007, 2008, 2010, 2012, 2014).

Jan. 25, 2015 – Krzyzewski becomes the first Division I men's basketball coach to win 1,000 games as Duke defeats St. John's, 77-68, at Madison Square Garden. The Blue Devils went on an 18-2 run down the stretch to put Coach K in four figures on his first try.

Feb. 4, 2015 – Duke outlasts Georgia Tech, 72-66, at Cameron Indoor Stadium to give Krzyzewski his ACC-record 423rd league victory. With the win, Krzyzewski surpassed former North Carolina coach Dean Smith as the winningest in ACC play.

April 6, 2015 – Krzyzewski captures his fifth NCAA Championship at Duke with a 68-63 win over Wisconsin in Indianapolis - also the site of the Blue Devils' 1991 and 2010 national crowns. Tyus Jones was named Final Four Most Outstanding Player after scoring a game-high 23 points in the championship game, shooting 7-of-13 from the floor and converting all seven of his free throw attempts. Krzyzewski's fifth national title moved him past Adolph Rupp for second-most all-time.

Feb. 20, 2016 – Krzyzewski coaches his 1,355th career game to become the NCAA's all-time leader in games coached. He surpasses the record of 1,354 held by Jim Phelan, who coached for 49 years at Mt. St. Mary's.

Aug. 21, 2016 – Krzyzewski closes his tenure as U.S. National Team head coach in style, as the U.S. defeats Serbia, 96-66, to claim the gold medal at the Rio Olympics. Krzyzewski finishes his tenure with an 88-1 record, winning a U.S.-record 76 straight games to finish his National Team career. He becomes the first coach in either men's or women's basketball to lead a country to three consecutive Olympic gold medals.

STAFF



Jeff Capel

The Homeland Foundation
Associate Head Coach
Sixth Season at Duke
Duke, 1997

Former Duke standout Jeff Capel joined the Duke staff as an assistant coach on May 6, 2011, after spending the previous nine years as the head coach at Virginia Commonwealth (2002-06) and Oklahoma (2006-11). He was promoted to associate coach in July of 2013 and then named associate head coach prior to the 2014-15 season.

Capel owns a 175-110 record as a head coach with three NCAA Tournament appearances, including a trip to the Elite Eight in 2008 with Oklahoma.

In five seasons on the Duke coaching staff, Capel has seen the program compile a 143-37 (.794) record with a 64-22 (.744) mark in ACC regular season play. The Blue Devils have earned a top three seed in the NCAA Tournament four times, won the NCAA Championship in 2015 and reached the Elite Eight in 2013.

Capel has been instrumental on the recruiting trail, helping Duke secure commitments from 12 McDonald's All-Americans, including six in the past two seasons. The Blue Devils had consensus No. 1 recruiting classes in 2014 and 2015, and were ranked No. 1 by numerous outlets in 2016.

Capel also played an integral role with USA Basketball over Mike Krzyzewski's last four years as National Team head coach, serving as court coach and scout with the USA Basketball Men's Senior National Team in July of 2013, assisting the staff throughout Team USA's gold-medal effort at the 2014 FIBA World Cup in Spain and reprising his role as staff assistant for the United States' unprecedented run to a third consecutive Olympic gold medal at the 2016 Rio Olympics.

Capel's Career Head Coaching Record

Year	School	Overall	Conference	Notes
2003	VCU	18-10	12-6 (T-2nd)	-
2004	VCU	23-8	14-4 (1st)	NCAA Tournament
2005	VCU	19-13	13-5 (T-2nd)	NIT
2006	VCU	19-10	11-7 (5th)	-
		79-41	50-22	
2007	Oklahoma	16-15	6-10 (T-7th)	-
2008	Oklahoma	23-12	9-7 (T-4th)	NCAA Tournament
2009	Oklahoma	30-6	13-3 (2nd)	NCAA Elite Eight
2010	Oklahoma	13-18	4-12 (t-11th)	-
2011	Oklahoma	14-18	5-11 (t-10th)	-
		96-69	37-43	

Career Record (9 years)	175-110 (.614)
Conference Record	87-65 (.572)
NCAA Tournament Record	4-3 (.571)

Capel has been instrumental in the development of the elite young talent in the Duke program since his return to Durham, helping mentor numerous players to lofty collegiate accolades and NBA Draft selections.

In 2013-14, Capel played a key role in the development of National Freshman of the Year Jabari Parker and All-ACC wing Rodney Hood. Parker set or tied nine Duke freshman records en route to becoming Duke's second National Freshman of the Year, while Hood averaged 16.1 points and shot an ACC-best .420 from three-point range. Parker and Hood were selected No. 2 and No. 23 overall in the 2014 NBA Draft, respectively, by Milwaukee and Utah.

The 2014-15 season saw Capel serve as a mentor to future lottery picks Jahlil Okafor and Justise Winslow as Duke powered its way to the fifth national championship in program history. Okafor turned in a dominant campaign in his one season at Duke, earning unanimous first-team All-America honors, garnering Duke's second consecutive National Freshman of the Year award and becoming the first freshman in ACC history to be named league Player

STAFF



Jeff Capel as a Blue Devil

Career Highs

Points	28 vs. Virginia, 1/14/95
Rebounds	10 at Virginia, 1/13/96
Assists	11 at North Carolina, 3/4/95
Steals	5; 2x; last vs. UNC Greensboro, 1/15/97
3PT Field Goals	5; 2x; last vs. Murray St., 3/14/97

Career Statistics

SEASON	GP-GS	MP	FG-FGA	PCT.	3PT-A	PCT.	FT-FTA	PCT.	REB.	AVG.	PF-DQ	AS	TO	BS	ST	TP	AVG.
1993-94	34-28	899	109-238	.458	32-76	.421	42-64	.656	93	2.7	64-0	108	68	3	21	292	8.6
1994-95	31-29	912	144-323	.446	63-137	.460	36-56	.643	84	2.7	67-2	126	113	5	32	387	12.5
1995-96	31-31	1083	185-492	.376	73-221	.330	71-93	.763	122	3.9	71-3	114	73	5	25	514	16.6
1996-97	33-18	880	142-309	.460	52-119	.437	72-116	.621	91	2.8	68-3	85	74	5	32	408	12.4
Total	129-106	3775	580-1362	.426	220-553	.398	221-327	.676	390	3.0	269-8	433	328	18	110	1601	12.4

of the Year. A double-figure scorer and versatile defender, Winslow was a force in the Blue Devils' NCAA Tournament run, earning South Regional and Final Four All-Tournament Team recognition.

Capel's influence was vital to freshman Brandon Ingram during the 2015-16 campaign, as the Kinston, N.C., native established himself as a Freshman All-American and the ACC Freshman of the Year during a torrid campaign. Ingram averaged 17.3 points and 6.8 rebounds for Duke before the Los Angeles Lakers selected him No. 2 overall in the 2016 NBA Draft.

Hood, Ingram, Okafor, Parker and Winslow were all named to the USA Men's Select Team that was chosen to compete against the U.S. Olympic Team during its training camp in July 2016.

Capel began his coaching career as an assistant coach under his father, Jeff Capel II, at Old Dominion University for the 2000-01 season. In 2001, he joined the coaching staff at VCU as an assistant and was promoted to head coach of the Rams for the 2002-03 season—making him, at the time, the youngest head coach in Division I men's college basketball (27 years old).

In 2003-04, Capel guided the Rams to the NCAA Tournament for the first time in almost a decade, nearly upsetting fourth-seeded Wake Forest before falling by a score of 79-78. Capel led VCU to an NIT berth in 2004-05.

Capel compiled a 79-41 (.658) record, including a 50-22 (.694) mark in the CAA, over four years as head coach at VCU prior to being named the head coach at Oklahoma on April 11, 2006.

While at Oklahoma, Capel led the Sooners to a 96-69 (.582) record overall with two NCAA Tournament trips (2008 & 2009) and was a major factor in the recruitment and development of 2009 National Player of the Year Blake Griffin. Griffin became the first player from Oklahoma to be selected No. 1 in the NBA Draft before becoming the 2011 NBA Rookie of the Year and the 2011 NBA Slam Dunk champion.

Capel signed Griffin, a McDonald's All-American, in his first full recruiting class and the Sooners quickly showed vast signs of improvement. Oklahoma finished the year 23-12 overall and earned a No. 6 seed in the 2008 NCAA Tournament. Capel earned his first NCAA Tournament victory with an opening-round win over St. Joseph's.

In 2008-09, Oklahoma experienced one of the best seasons in school history as the Capel-led Sooners finished 30-6 and reached the Elite Eight of the NCAA Tournament. The Sooners opened the year 25-1 to reach No. 2 in the AP Poll. Capel's Sooners earned a No. 2 seed for the NCAA Tournament, and easily beat Morgan State, Michigan and Syracuse to reach the Elite Eight. Oklahoma fell to eventual NCAA champion North Carolina, 72-60, despite another outstanding performance from Griffin. The unanimous All-America selection and National Player of the Year finished the NCAA Tournament with 114 points and 60 rebounds, becoming the first player to reach such milestones in over 40 years.

Capel also has coaching experience on the international level with USA Basketball. In the summer of 2010, he led a USA team featuring former Duke stars Kyrie Irving and Austin Rivers to a 5-0 record and the gold medal at the FIBA Americas U18 Championship in San Antonio, Texas. He was also an assistant coach on a gold-medal-winning USA Men's World University Games Team that featured Duke All-American and two-time National Defensive Player of the Year Shelden Williams in Turkey in 2005.

A standout prep performer, Capel was named the 1993 North Carolina High School Player of the Year after averaging 23.8 points, 5.1 rebounds and 7.7 assists for 31-1 state champion Fayetteville South View. He also set school career records for points (2,066), rebounds (668) and assists (663).

During his successful playing career as a Blue Devil, Capel racked up 1,601 points, 433 assists and 220 three-point field goals. He finished his career among Duke's all-time leaders in minutes played, three-point field goal percentage, three-point field goals and assists. He was a four-year starter for the Blue Devils, helping the team to an 83-46 record and a trip to the 1994 NCAA Championship game. Capel started 28 games as a freshman for a Duke squad that lost to Arkansas in the 1994 national championship game, 76-72.

On February 2, 1995, in the regular season game played at home against North Carolina, with Duke trailing 95-92 at the end of the first overtime, Capel hit a running 40-foot shot at the buzzer which sent the game into double-overtime. Although Duke lost the game, 102-100, Capel's shot was hailed as one of the most memorable plays in Duke basketball history and it was nominated for an ESPY Award for College Basketball Play of the Year.

Capel led the Blue Devils in scoring as a junior (16.6) and helped Duke to a No. 8 final AP ranking as a senior. He averaged 26.5 points over Duke's two NCAA Tournament games in 1997, the same season he was named an Academic All-ACC selection.

Following his career at Duke, Capel played professionally for two years. He spent the 1997-98 season playing for the Continental Basketball Association's Grand Rapids Hoops. In 1999-2000, he played in France before returning to Grand Rapids. Capel was also drafted in 1997 by the Raleigh Cougars of the USBL.

Capel, who graduated from Duke with a bachelor's degree in history in 1997, and his wife, Kanika, married in 2003. They have two daughters, Cameron and Sydney, and a son, Elijah.

Capel's younger brother, Jason, was a four-year starter at North Carolina and was the head coach at Appalachian State from 2011-14.

Jeff Capel Quick Facts

Birthdate February 12, 1975

High School South View, Hope Mills, N.C.


College Career Four-year letterman, Duke, 1994-97

College Degree B.A., History, Duke, 1997

College Honors
 Co-captain, 1996 & 1997
 Third team All-ACC, 1996
 NCAA Tournament All-South Regional Team, 1994
 Great Alaska Shootout All-Tournament Team, 1995
 All-ACC Academic Team, 1997

Coaching Career
 Assistant Coach, Old Dominion, 2000-01
 Assistant Coach, Virginia Commonwealth, 2001-02
 Head Coach, Virginia Commonwealth, 2002-2006
 Head Coach, Oklahoma, 2006-2011
 Assistant Coach, Duke, 2011-2013
 Associate Coach, Duke, 2013-2014
 Associate Head Coach, Duke, 2014-present

STAFF





Nate James

The Pagliuca Family
Assistant Coach
10th Season at Duke
Duke, 2001

Former Duke standout Nate James has been a member of the Blue Devils' staff since the 2007-08 season, serving as an assistant strength and conditioning coach for one year and spending three seasons as an assistant coach prior to being named a special assistant on April 8, 2011. James returned to the role of assistant coach prior to the 2013-14 season.

The Washington, D.C., native is joined on Mike Krzyzewski's staff by fellow former Duke captains Jeff Capel (associate head coach) and Jon Scheyer (assistant coach). With national championships as a player in 2001 and an assistant coach in 2010 and 2015, James has had a hand in three of Duke's five national championships.

In six total seasons as an assistant coach, James has helped the Blue Devils to a 183-41 (.817) record with three ACC Tournament titles. Duke has been a No. 1 seed in the NCAA Tournament three times in James' six seasons as a head coach.

Duke has averaged 29.8 wins per season since James joined the staff prior to the 2007-08 campaign. During that time, the Blue Devils have also produced a total of 14 NBA Draft picks, including 12 first-round picks and seven lottery selections.

Known for his prowess in coaching big men, James played a major role in the blossoming of Marshall Plumlee into one of the country's most consistent post players in 2015-16. Plumlee led Duke in rebounding and was one of the ACC's best offensive rebounders in his final season, putting up career highs in nearly every statistical category. Following the season, Plumlee signed a guaranteed deal with the New York Knicks.

With James on the bench, the 2014-15 Duke team featured one of the nation's most effective offensive attacks, ranking third nationally in both field goal percentage and adjusted offensive efficiency, as well as sixth nationally in scoring offense. Following the program's fifth national championship, three Duke players - Jahliil Okafor, Justise Winslow and Tyus Jones - were taken in the first round of the 2015 NBA Draft for just the second time in program history.

From 2009-11, James helped lead Duke to three consecutive ACC Tournament championships, winning at least 30 games in each of those three seasons.

As a coach who won a national championship with the Blue Devils as a player in 2001, James' insight helped the Duke squad as it made its run to the NCAA title in 2010 along with ACC regular season and tournament championships. That season, James helped guide one of the nation's top defenses as the Blue Devils held opponents to just 61.0 points per game and ranked 14th nationally in rebound margin.

James played in 135 games with 63 starts from 1997-01. He scored 1,116 points, had 500 rebounds and shot 47.3 percent from the floor for his career. Known primarily for his defensive and rebounding prowess, James also made 111-career three-point field goals. Duke won or shared the ACC regular-season championship in all five years that James was on the team, a feat achieved by no other player in league history.

Nate James Quick Facts

Birthdate	August 7, 1977
High School	St. John's at Prospect Hall, Washington, D.C.
College Career	Four-year letterman, Duke, 1996-2001
College Degree	B.A., Sociology, Duke, 2001
College Honors	Co-captain, 2000, 2001 Third Team All-ACC, 2001 Second Team ACC All-Tournament, 2000, 2001 Glenn E. "Ted" Mann Jr. Award, 1999
Coaching Career	Asst. Strength & Conditioning Coach, Duke, 2007-08 Assistant Coach, Duke, 2008-11 Special Assistant, Duke, 2011-13 Assistant Coach, Duke, 2013-present



STAFF

Nate James as a Blue Devil

Career Highs

Points	27 at Clemson, 2/7/01
Rebounds	10 at Virginia, 2/11/99
Assists	7 vs. USC, 11/27/99
Steals	5; 3x; last vs. Maryland, 2/27/01
Blocks	3 vs. Campbell, 1/13/97

Career Statistics

SEASON	GP-GS	MP	FG-FGA	PCT.	3PT-A	PCT.	FT-FTA	PCT.	REB.	AVG.	PF-DQ	AS	TO	BS	ST	TP	AVG.
1996-97	17-1	144	15-36	.417	5-16	.313	11-20	.550	34	2.0	16-0	8	14	4	8	46	2.7
1997-98	6-0	41	6-14	.429	2-5	.500	7-9	.778	9	1.5	5-0	0	6	1	4	21	3.5
1998-99	39-0	573	69-152	.454	15-52	.288	43-65	.662	102	2.6	52-1	34	53	6	26	196	5.0
1999-00	34-33	970	136-290	.469	46-122	.377	55-77	.714	128	4.3	71-3	63	63	8	47	373	9.1
2000-01	39-29	1085	161-326	.494	43-137	.314	115-144	.799	202	5.2	78-0	42	63	8	62	480	12.3
Total	135-63	2813	387-818	.473	111-331	.335	231-315	.733	500	3.7	222-4	147	199	27	147	1116	8.3

A two-time team captain, James brought a warrior mentality to the court that set an example for his teammates and led to numerous Duke victories. Sometimes that meant scoring, as in the 26 points he had against Texas to help Duke win the 2001 Preseason NIT or the career-high 27 that he scored against Clemson later that year. James' warrior spirit usually showed in the way he went after loose balls and rebounds, the way he defended and the way he attacked weight training workouts. As a senior, he was named to the ACC All-Defensive Team and garnered third-team All-ACC recognition from the league's media.

One of James' most significant contributions to the 2001 NCAA crown was the way he handled his move out of the starting lineup late in the season. James had started 29 consecutive games heading into the regular season finale against North Carolina, but Krzyzewski reworked the lineup with James coming off the bench following an injury to Carlos Boozer. James accepted the move and averaged better than 24 minutes per game in Duke's nine postseason victories.

James' unselfishness prompted Krzyzewski to state that James may have been the biggest winner of all: "When he walked off the court in Minneapolis, he was not only a champion in basketball - Nate James was a champion in life."


With 117 career victories in a Duke uniform, James is among the winningest players in school history, standing in a tie for 10th in ACC history along with Danny Ferry, Andre Dawkins and Quinn Cook. Duke posted a winning percentage of .867 (117-18) with James on the court, placing him seventh on the Duke career list. Along with his five ACC regular-season championships, he was also a member of three ACC Tournament championship squads at Duke.

James also made his mark on the Duke record books as a player. He is one of 64 players in program history to score more than 1,000-career points and now ranks 53rd on the program's all-time list with 1,116 points in his career. He is one of 47 players in Duke history with 500-career rebounds.

Following his career at Duke, James played professionally in the United States and overseas from 2002-07. After being named the Carolinas Basketball League Most Valuable Player in 2003, James spent various parts of the next five seasons playing in Bosnia, Brazil, France, Germany, Greece, Holland, Hungary, Italy, Japan, Philippines, Poland and Russia. He was also with the Philadelphia 76ers during their training camp in 2004.

In the off-season, James has directed a summer basketball camp with former Blue Devil Chris Carrawell in Durham. The camp teaches the importance of fundamentals in the game of basketball and life.

James earned his degree in sociology, with a minor in African-American studies, from Duke in 2001. He is married to Bobbi Baker-James and currently resides in Durham. The couple has one son, Nathaniel Drake James III.



STAFF



Jon Scheyer

The Steve & Judy Pagliuca
Assistant Coach
Fourth Season at Duke
Duke, 2010

Former Duke All-American Jon Scheyer is in his third year as an assistant coach with the program after spending the previous season as a special assistant with the Blue Devils. Following a three-year professional playing career, Scheyer joined the Duke staff on April 29, 2013.

The Northbrook, Ill., native is joined on Mike Krzyzewski's staff by fellow former Duke captains Jeff Capel (associate head coach) and Nate James (assistant coach).

Scheyer, who sparked the Blue Devils to two ACC championships and the 2010 NCAA championship as a player from 2007-10, has helped Duke compile a 60-15 (.800) in two seasons as an assistant coach. His first season saw Duke finish 35-4 and win the 2015 NCAA championship as a No. 1 seed in the NCAA Tournament.

Scheyer was instrumental in the development of point guard Tyus Jones over the course of the 2014-15 season, as Jones directed a Duke offense that ranked third nationally in both field goal percentage and adjusted offensive efficiency, as well as sixth in scoring offense.



Jon Scheyer Quick Facts

Birthdate	August 24, 1987
High School	Glenbrook North, Northbrook, Ill.
College Career	Four-year letterman, Duke, 2007-2010
College Degree	B.A., History, Duke, 2010
College Honors	Co-captain, 2009, 2010 Consensus Second team All-America, 2010 All-NCAA Final Four Team, 2010 First Team All-ACC, 2010 NCAA Tournament All-South Region, 2010 ACC Tournament MVP, 2009 All-Preseason NIT, 2009 First Team ACC All-Tournament, 2009, 2010
Coaching Career	Special Assistant, Duke, 2013-14 Assistant Coach, Duke, 2014-present

Jones was a clutch figure in Duke's run to its fifth national title in 2015, earning NCAA Tournament Most Outstanding Player honors. Following the season, Jones - along with fellow Duke freshmen Jahliel Okafor and Justise Winslow - was selected in the first round of the 2015 NBA Draft.

In 2013-14, Scheyer's duties as a special assistant included assisting the coaching staff in developing game strategies, breaking down game film, planning practices and contributing in staff meetings.

Scheyer was one of the most versatile players in Duke history, concluding his playing career as the only player in school history to record at least 2,000 points, 500 rebounds, 400 assists, 250 made three-point field goals and 200 steals. He averaged 14.4 points per game while scoring in double figures 114 times (sixth-most in Duke history) and leading the Blue Devils to a 115-29 record, including a 45-19 mark in ACC play.

A two-time team captain, Scheyer scored 2,077-career points to rank 10th on Duke's all-time scoring list. He also ranks third all-time at Duke in made free throws (608) and free throw percentage (.861), fourth in three-point field goals (297) and sixth in free throw attempts (706). He played in 144 consecutive games, tied for the second-longest streak in Duke history.

As a senior in 2009-10, Scheyer took over point guard duties for the Blue Devils and averaged 18.2 points, 4.9 assists and 1.6 steals per game to guide Duke to a 35-5 and its fourth national championship. He was a consensus second-team All-American, while also receiving first-team All-ACC, ACC All-Tournament, NCAA South Region All-Tournament and NCAA All-Final Four honors.

Scheyer started all 40 contests as a senior, averaging a team-high 36.8 minutes and leading Duke in scoring. His 38 double-figure scoring games on the season are tied for third on the program's single-season chart.

As a junior, Scheyer averaged 14.9 points, 3.6 rebounds and 2.8 assists while helping Duke to a 30-7 record and the ACC championship. He garnered ACC Tournament MVP honors after averaging 21.7 points and 4.0 rebounds per game in wins over Boston College, Maryland and Florida State.

Scheyer was a double-figure scorer in each of his first two seasons in Durham, scoring 799 points combined as a freshman and sophomore. He earned ACC All-Freshman Team honors in 2007 after averaging 12.2 points and 3.3 rebounds per game. He also made 61 three-point field goals in 2006-07, fourth-most by a freshman at Duke.

Jon Scheyer as a Blue Devil

Career Highs

Points	36 vs. Gardner-Webb, 12/15/09
Rebounds	12 vs. Pittsburgh, 12/20/07
Assists	11 vs. Penn., 12/31/09
Steals	5, four times, last vs. Virginia, 2/28/10
3-Pt. FG	7 vs. Gardner-Webb, 12/15/09
Free Throws	13, two times, last vs. FSU, 3/15/09

Career Statistics

SEASON	GP-GS	MP	FG-FGA	PCT.	3PT-A	PCT.	FT-FTA	PCT.	REB.	AVG.	PF-DQ	AS	TO	BS	ST	TP	AVG.
2006-07	33-32	1112	113-284	.398	61-167	.365	115-136	.846	110	3.3	57-1	61	52	5	39	402	12.2
2007-08	34-1	963	115-259	.444	47-121	.388	120-135	.889	134	3.9	56-0	83	37	9	46	397	11.7
2008-09	37-35	1214	146-368	.397	79-205	.385	179-214	.836	134	3.6	62-0	102	57	6	58	550	14.9
2009-10	40-40	1470	212-531	.399	110-287	.383	194-221	.878	144	3.6	54-0	194	65	10	65	728	18.2
Total	144-108	4759	586-1,442	.406	297-780	.381	608-706	.861	522	3.6	229-1	440	211	30	208	2,077	14.4

Scheyer earned McDonald's All-America and first-team Parade All-America honors in 2006 at Glenbrook North High School. Already recognized as an elite scorer, his legend grew when he scored 21 points in 75 seconds at the Proviso West Holiday Tournament as a senior. He closed his career as the fourth-leading scorer in Illinois high school basketball history with 3,034 points. He is also the only player in Illinois history to rank in the top 10 all-time in points, assists and steals.

A two-time Gatorade Illinois Player of the Year and three-time all-state selection, Scheyer was named to the 100 Legends of Illinois Basketball in 2007.

Following his graduation from Duke in 2010, Scheyer played professionally with the Rio Grande Valley Vipers in the NBA Developmental League and overseas with the Maccabi Tel-Aviv and Gran Canaria organizations.

In 2016, Scheyer started "The Offseason with Jon Scheyer," a summer podcast series that drew positive reviews for its unique perspective into the Duke program and the lives of college basketball coaches and student-athletes in the summer months.



Nolan Smith

Special Assistant
Second Season at Duke
Duke, 2011

Former Duke All-American Nolan Smith joined the Blue Devils' men's basketball staff on Feb. 22, 2016, and is in his first full season as special assistant. In this role, his duties include assisting the coaching staff in developing game strategies, breaking down game film, planning practices and contributing in staff meetings.

A consensus first-team All-American and the ACC Player of the Year in 2011, Smith helped lead Duke to three consecutive ACC championships (2009-11) and the 2010 NCAA title during his tenure as a student-athlete.

He was also a two-time All-ACC selection (2010-11) and earned both ACC All-Defensive Team recognition and ACC Tournament MVP honors as a senior in 2011. Smith led the ACC in scoring as a senior, at the time just the 11th Duke player to do so, and his 764 points that season still rank ninth on the program's single-season chart.

In helping lead Duke to its fourth national championship in 2010, Smith was named Most Outstanding Player at the NCAA South Regional in Houston and earned a place on the All-Final Four Team after averaging 16.0 points and 5.0 assists to help the Blue Devils cut down the nets in Indianapolis.

The Upper Marlboro, Md., native currently ranks 17th on Duke's career scoring chart, having amassed 1,911 points from 2008-11. He played in 121 victories in a Duke uniform to rank fifth in program history and sixth in ACC history, and his 143 games played are tied for the seventh-most in Duke annals. Smith also served as a team captain for the 2010-11 season.

During his tenure as a student-athlete in the program, Duke went 65-2 (.970) at Cameron Indoor Stadium to set program records for both home wins and winning percentage in a four-year period.

Smith owns an international gold medal from his time as a member of the USA U18 Junior National Team in 2006. He averaged 9.0 points, 4.0 rebounds and 3.5 assists as the U.S. won the 2006 FIBA Americas U18 Championship in San Antonio, Texas.

Following his graduation from Duke in 2011, Smith was selected by Portland with the 21st overall pick in the 2011 NBA Draft.



STAFF



David Bradley

Director of Basketball Operations
13th Season at Duke
Duke, 2004

David Bradley is in his third season as director of basketball operations and his 13th year as a member of the Duke basketball support staff.

Bradley works in conjunction with the coaching staff, support staff, Legacy Fund team, compliance office, sports information office and facilities department on a daily basis to ensure that all team-related functions are accomplished. He is also responsible for the team's equipment needs and oversees the program's student manager team.

Bradley has also been involved in Duke basketball's recruiting and branding efforts for more than 15 years, including managing the team's Duke Blue Planet brand. During that time, Bradley's work has included managing the DBP social media channels and website, while producing content on a daily basis. Bradley and the team's creative coordinator work together to ensure the team's branding and recruiting needs are met. Through the DBP networks, Duke Basketball is the most followed program in college basketball on social media.

The West Simsbury, Conn., native earned his bachelor's degree from Duke in 2004, graduating with cum laude honors in sociology while working in the Duke basketball office for three years.

Bradley and his wife Gina, assistant director of athletics for business operations at Duke, reside in Durham with their daughter, Quinn, and dog, Piper.



Kevin Cullen

Director of Information Technology
Ninth Season at Duke
Duke, 2007

Kevin Cullen, a 2007 Duke graduate, is in his fourth year as director of information technology after serving the previous five years as Duke basketball's video coordinator. In this role, he is responsible for overseeing all aspects of the team's film and video needs, including opponent scouting, coordinating film exchange, managing

the video room and supplying coaching staff with game film. In addition, Cullen has also served in a similar capacity with USA Basketball since 2008.

He also works in coordination with the director of basketball operations to help perform administrative duties and assists at the K Academy and Coach K Basketball camps.

Cullen joined the program after spending one year as a support manager with Sportstec, USA. In his previous position, he trained Sportstec customers to use the software and develop workflows to enhance the product. He also managed customer accounts in the Southeast United States and developed the platform for Sportstec's future user interface.

A Durham, N.C., native, Cullen was a student manager and assistant video coordinator for the men's basketball program as an undergraduate. In addition to assisting the staff and team with logistics relating to practice, scouting, games and travel, he worked closely with the director of basketball operations to coordinate all video needs for the staff. He was the 2007 recipient of the Gopal Varadhan Senior Manager award.

He and his wife, Holly, reside in Durham.



Kenny King

The Steve & Melinda Duncker
Academic Support Director / Student Life &
Campus Relations Coordinator
15th Season at Duke
Duke, 2000

Kenny King is in his 15th year working with the Duke basketball program on a full-time basis. King returned to his alma mater during the summer of 2002 as the basketball program's academic and recruiting coordinator. While his primary focus remains the team's academic endeavors, his role was broadened to include all aspects of student life in 2007.

King's main responsibilities include class scheduling, tutoring, time management and long-term academic and career planning, as well as serving as the program's liaison for campus affairs. As the scope of the program has become more global, King continues to strengthen communication between the undergraduate faculty while expanding his reach to include the graduate, professional and international communities. In addition to his academic and campus duties, King is also involved in Duke's day-to-day basketball operations. He assists the Blue Devil coaching staff with various recruiting responsibilities. King also assists with the direction of Mike Krzyzewski's basketball camp and the K Academy.

King served four years as a student manager at Duke from 1996-2000. Following his graduation in 2000, King worked at Morgan Stanley for two years as an analyst in the Fixed Income Division both in their New York and London offices.

King, a native of Harrison, N.Y., graduated cum laude from Duke with a Bachelor of Science in economics and a minor in chemistry. He also earned his MBA from Duke's Fuqua School of Business in the spring of 2008. King and his wife, the former Robin Hutchison, have three sons, John Kenny III "Jack", William and Alexander, and one daughter, Kathryn.



Will Stephens

Associate Director of Sports Performance
18th Season at Duke
N.C. Central, 1987

Associate director of sports performance William Stephens is in his 18th season with the Duke athletics program. Stephens is the sports performance coordinator for the Duke men's basketball program.

Stephens is a native of Whiteville, N.C. A 1983 graduate of West Columbus High School in Cerro Gordo, N.C., Stephens was a first-team Three Rivers all-conference offensive lineman in 1982. He graduated from N.C. Central University in 1987 with a degree in criminal justice. Stephens worked 13 years in law enforcement before moving into athletics. He was an accomplished weightlifter, as he was a three-time State Drug-Free Powerlifting champion from 1991-93. He also held the state record in the deadlift (661 lbs.) in 1993 and won a gold medal at the World Championships for Law Enforcement in 1994. He has held the Strength and Conditioning Specialist Certification since 1996.

Stephens, his wife Nancy and his son, William (P.J.), reside in Wake Forest, N.C.



Col. Tom Rogers

Special Assistant

Col. Tom Rogers, formerly an assistant basketball coach for Mike Krzyzewski, remains involved with the Duke basketball program as a special assistant.

Rogers graduated from the U.S. Military Academy in 1947 and served in the Army until 1977, when he retired as a colonel. Before coming to Duke, he served as an officer representative, basketball advisor and recruiting coordinator for

all sports at West Point.



Jose Fonseca

Athletic Trainer

Jose Fonseca is in his 13th year as athletic trainer for the Duke men's basketball program. Fonseca arrived at Duke after spending two seasons in a similar role at University of Nebraska, where he also assisted with the Cornhuskers' nationally-ranked football program.

Prior to Nebraska, he was the athletic trainer for men's basketball and baseball at East Tennessee State University from 1999-2002.

Originally from San Salvador, El Salvador, Fonseca earned a bachelor's degree in exercise and sports science with an emphasis in athletic training at The Pennsylvania State University in 1997. He returned to Penn State to earn his master's degree in kinesiology in 1999.

He is married to the former Janna Cinnamon of Omaha, Neb. The couple has one son, Pedro "Pete," and one daughter, Alexis.



Nick Potter

Asst. Director of Athletic Rehabilitation

Nick Potter is in his 11th year as assistant director of athletic rehabilitation at Duke University. He is also an instructor in the doctor of physical therapy program in Duke's School of Medicine.

Potter entered his current position after completing the sports physical therapy fellowship at Duke Sports Medicine. Prior to his fellowship, he completed a combined orthopedic residency/manual therapy fellowship at Sports Medicine of Atlanta.

Originally from Buffalo, N.Y., Potter earned his bachelor's degree in sports medicine with emphases in athletic training and pre-physical therapy at Mercyhurst College in 2001. He was a four-year letterman on the men's soccer team, helping the Lakers to four GLIAC Championships and an NCAA semifinal appearance in 1998. Potter earned his doctorate in physical therapy from Duke in 2004.

Potter and his wife, Ciara, have a son, Conor.



Ty Rogers

Creative Coordinator

Ty Rogers is in his second season as creative coordinator for the Duke men's basketball program. In this role, Rogers works with Duke's director of basketball operations to ensure all team recruiting and branding needs are met.

Prior to Duke, Rogers worked as a staff assistant with the men's basketball program at Indiana University, managing the Hoosiers' social media channels with emphases on graphic design

and visual media.

A 2010 graduate of Indiana University, Rogers lettered in baseball for the Hoosiers from 2008-10. Following a stint as a pro baseball player in the Frontier League, Rogers was an assistant baseball coach at Parkland College, Bradley University, Oakland University, Eastern Illinois University and Indiana University.



Dave McClain

Director of Athletic Equipment

Dave McClain is in his 23rd year with the Duke athletics department. He works as equipment manager with the men's basketball program, olympic sports, intramurals, club sports and physical education classes.

McClain is responsible for the organization and upkeep of the team's uniforms and equipment for both practices and games.

McClain, a native of Mooresville, N.C., is a 1988 graduate of Clemson University with a bachelor of science degree in industrial education.

McClain and his wife, Lisa, have two children, Ashley and Kristin.



Gerry Brown

Executive Assistant to Mike Krzyzewski

Gerry Brown is in her 30th season with Duke basketball and her 22nd season as Mike Krzyzewski's executive assistant. She works closely with numerous senior university and athletic administrators and the Duke basketball staff in coordinating Krzyzewski's calendar and speaking engagements on and off campus, and assists Coach K with all of his travel and recruiting responsibilities. Brown is also in charge

of coordinating ticket requests that the basketball office receives and those of the coaching staff and players.

The 2016-17 season marks Brown's 32nd year working at Duke University. She has also worked for the Physical Education Department and the Athletics Ticket Office.

Brown and her husband, Philip, reside in Durham. They have two grown children, Philip and Megan, and four grandchildren: August and Lela Brown and James and Caroline Shafferman (twins).



Laura Ann Howard

Administrative Assistant

Laura Ann Howard is in her 26th season in the Duke basketball office as an administrative assistant. She works closely with the Duke assistant coaches, assisting them with their schedules, travel and recruiting responsibilities. Howard coordinates administrative duties involving the Duke basketball staff and players. She is also in charge of coordinating all player autograph requests.

Howard and her husband, Steve, reside in Durham with their two daughters, Rachel Ann and Emma, and their son, Jake.



Lindy Frasher

Performance Development Coordinator

Lindy Frasher is in her 14th season working with the Duke basketball team.

Under the supervision of Dr. Keith Brodie, Frasher provides guidance and support to student-athletes, instructs them on performance enhancement techniques and consults with the coaching staff to evaluate the team's progress and well-being. Frasher is visible at the team's practices and at coaches' meetings to give the

student-athletes and staff a non-basketball perspective on the development of the team.

In addition to her responsibilities at Duke, she is in her eighth year as psychology instructor and student advisor at Durham Academy.

Frasher graduated magna cum laude from Wake Forest University in 1999 with a B.S. in psychology and minors in Spanish and theater. She earned her master's degree in clinical psychology from Pepperdine University in 2001.

The middle daughter of head coach Mike Krzyzewski, Frasher and her husband, Steve, have three sons, Quin, Remington and Caden.

STAFF



Jon Jackson

Senior Associate AD/External Affairs

Jon Jackson was named Senior Associate Athletics Director for External Affairs in July of 2014 after serving as Associate Athletics Director in various roles since 2007. Jackson oversees Duke Athletics' marketing, ticket operations, digital media, sports information and video operations departments. Additionally, he is responsible for Duke Athletics' strategic communications, including that of its highly visible and successful

men's basketball program. Jackson handles media activities specifically relating to Duke head coach Mike Krzyzewski. He serves as the department's liaison with campus communication groups and is the primary administrator for the Blue Devils' wrestling program, which as a non-scholarship program has placed in the top 30 nationally in two of the past three seasons.

Jackson was named Duke Sports Information Director in January 2000 and remained in that position for eight years. He arrived at Duke after serving as an Assistant Athletics Director for Communication at Southern Methodist University in Dallas. While at SMU, Jackson oversaw the media efforts for all 17 of the school's intercollegiate sports and was the primary contact for the Mustang football and men's basketball programs. He began his SMU career as an Assistant Sports Information Director in 1991.

Jackson went to SMU after working for one year as a Staff Assistant at the University of Florida in 1990-91 and three years as a student assistant at the Penn State University SID office. He also interned with the United States Olympic Committee during the summer of 1990. A native of Lebanon, Pa., Jackson graduated from Penn State with distinction in 1990 with a B.A. in mass communications.

Jackson and his wife Cheryl reside in Durham. He has two children - daughter Kailey and son Evan.



Cory Walton

Sr. Associate Sports Information Director

Cory Walton joined the Duke Athletics staff in August of 2015 and serves as a Senior Associate Sports Information Director. In this role, he serves as the primary communications contact for the men's basketball and men's golf programs.

Walton came to Durham following a two-year stint as the men's basketball and men's golf communications contact at the University of Arizona. Prior to his tenure in Tucson, he worked in the sports information departments at the University of Missouri, University of Notre Dame, University of Florida, Ohio University and Purdue University.

A native of Mishawaka, Ind., Walton graduated summa cum laude from the University of Missouri in 2006 with a bachelor's of journalism and earned induction into the Kappa Tau Alpha journalism and mass communications honor society. He is married to Meghan Gannon of Hamilton, N.J.



Bradley Amersbach


Assistant Sports Information Director

Brad Amersbach joined the Duke sports information staff in July of 2013 as a sports information staff assistant and was promoted to assistant sports information director in July of 2014.

Amersbach currently serves as the secondary contact for the men's basketball program and as the primary contact for the cross country and women's tennis teams.

A native of Royersford, Pa., Amersbach is a 2008 graduate of Millersville University, where he earned a degree in secondary English education. Following graduation, he taught 10th, 11th and 12th grade English at Spring-Ford High School in Royersford, Pa., for five years. During his time at Spring-Ford, Amersbach earned a master's degree in public administration, with a concentration in sport & athletic administration, from West Chester University.

While earning his master's degree, Amersbach completed an internship in West Chester's Sports Information Department, contributing to the football program's media guide and assisting with the annual Pennsylvania State Athletic Conference (PSAC) East football media day.



Duke Basketball Returning Managers with the 2016-17 Blue Devils.
(Not pictured: manager Zack Spiera)



Mike Cragg

Deputy Director of Athletics/Operations

Mike Cragg, a 30-year veteran of sports administration, helps lead Duke Athletics in his role as Deputy Director of Athletics/Operations. During his time at Duke, Cragg has been an integral leader and strategic planner within virtually every area and aspect of the athletics department and thus his role as Duke's chief operations officer.

He currently serves as the senior administrator for the men's basketball program, as well as overseeing all of the facilities & planning for all 27 of Duke's intercollegiate sports. He has worked directly under Dr. Kevin White, Duke's Vice President and Director of Athletics, for the past eight years, and serves on his executive staff committee responsible for the day-to-day administration of the department.

Cragg has one of the more unique set of responsibilities in all of college athletics - a testament to his long-term dedication and successful track record in the growth of the entire department. Duke annually ranks among the most successful programs both on and off the fields of intercollegiate competition with top graduation rates and Top 20 annual NACDA Directors' Cup finishes.

At Duke since 1987, his chief responsibilities are to oversee the administration, operations and fundraising for Duke's highly successful men's basketball program. The senior administrator of the program since 2000, he helped found the Duke Basketball Legacy Fund and has been responsible for helping raise over \$115 million, while also completing the program's naming gift endowment program with over \$25 million in philanthropic gifts.

At the same time, Cragg also leads Duke's athletics facilities team and serves as the chief strategist for over \$150 million in new or planned facilities construction at Duke since 2000. He was a member of the pivotal strategic planning team that created "Unrivaled Ambition" in 2008 and then a Master Facilities Plan, which serves as Duke's current blueprint and mission for the athletics department within the framework of a world-class higher education institution.

Two of the more recent major projects were the \$18.5 million Michael W. Krzyzewski Center - Dedicated to Academic & Athletic Excellence and the Pascal Fieldhouse, which serves as the football program's practice facility. Pascal Fieldhouse is an LED certified building and is considered one of the top football practice facilities in the country.

Cragg oversees the Bostock Group, Duke's current \$100 million facilities planning group with a focus on transforming the football program and impacting all 27 sports. The comprehensive plan began with construction in 2013 of new lacrosse/soccer practice and student recreation practice fields. Recently completed are the Morris Williams Track & Field Stadium as well as Kennedy Tower, the press and hospitality tower for Koskinen Stadium, and the Scott Family Sports Performance Center, featuring a new Nike team store and a 13,000 square-foot Olympic Sports Strength and conditioning center. Extensive renovations and upgrades are also opening in Cameron Indoor Stadium in 2016-17.

Cragg works closely with the football program in focusing on facility needs, including the ongoing reconstruction of historic Wallace Wade Stadium into a modern day, fan-engaging experience. A new suites and club tower - Blue Devil Tower - opens in 2016 featuring 24 suites and a 750-person outdoor seating club. Duke's strategic and innovative thinking will help put the program among the nation's leaders in the decades ahead.

In addition, Cragg is the day-to-day contact with Nike, Inc., as part of the school's comprehensive all-sport partnership. The 52-year-old previously served as the director of media relations at Duke for 10 years.

Joining the department in May of 1987 as an assistant sports information director, he was promoted to Sports Information Director in 1990, and then spent 10 years in that role before moving into the director's position of the Duke Basketball Legacy Fund during the fall of 1999. He helped coordinate media operations at numerous national events, including serving on the NCAA Division I Men's Basketball Final Four Media Coordination Committee in 1993, 1995, 1997, 1998 and 2000.

In 2004, Cragg was promoted to Associate Athletics Director and, in 2008, was again promoted to Senior Associate Athletics Director, adding the administration and day-to-day oversight of all facilities for intercollegiate and recreation use at Duke.

Cragg is active in national leadership programs within intercollegiate athletics as a member of the National Association of Collegiate Director of Athletics (NACDA) and 1A Athletics Directors' Association. Cragg is currently in the 1A Fellows program and attended the 1A Annual Institute in 2011 and

2013. He has also received a certificate in advance sports administration from the Sports Management Institute (SMI).

Cragg has numerous administrative responsibilities within the basketball program, including the coordination of the annual K Academy basketball fantasy camp, the Duke Venture Capital Co-Investment Fund, the Coach K / Fuqua Conference on Leadership and the establishment of the Fuqua / Coach K Center of Leadership & Ethics (COLE).

The Basketball Legacy Fund is a unique and intimate donor program established to endow the basketball program as well as finance basketball-related projects. Partners in the Fund, which is now at 41 active members, give a minimum gift of \$1 million and have provided over \$115 million in funds since its inception. Serving as Chairman of the Fund is former Duke All-American and multiple-time All-NBA performer Grant Hill.

Cragg grew up Yakima, Wash., and then received his Bachelor of Arts degree in communications from the University of Washington in 1986.

He and his wife, Paige, recently celebrated their 28th wedding anniversary and have lived in Durham since 1987. They have two adult children living in California - Shelby, a freelance artist and web comic creator, and Michaela, a Wake Forest graduate working at Apple, Inc., for iTunes China Operations.

STAFF

Duke Basketball Legacy Fund Quick Facts

There have been a total of 54 partners/donors during the history of the Legacy Fund, with a current historical high of 41 active today. The group has contributed over \$115.0 million to Duke basketball related projects including:

- The \$15.0 million Schwartz/Butters Athletic Center
- The \$18.5 million The Michael W. Krzyzewski Center
- Fully outfitting Student-Athlete Academic Center
- Fully outfitting Scharf Hall
- Fully outfitting the Gunnar Peterson Strength and Conditioning Room
- Fully outfitting video theatre and classroom
- Endowment of 13 men's basketball scholarships
- Endowment of head coach position
- Endowment of associate head coach and two assistant coach positions
- Endowment of academic advisor, basketball intern and two-and-a-half student manager positions
- Massive Cameron Indoor Stadium renovations and upgrades include HVAC system, Fox Family Lobby, locker room, training room, concourse floor and memorabilia work, Legacy Room, basketball memorabilia displays, sound system, custom video scoreboard as well as deep cleaning and painting the upstairs seating
- Fully funding and outfitting the Duke Basketball Museum and Duke Athletics Hall of Fame in the Schwartz-Butters Athletics Center
- Upgrading recruiting travel with strategic use of private planes
- Upgrading video/computer technology and equipment
- Funding foreign basketball trips to London in 2003, China/ Dubai in 2011 and Duke Elevate to New York in 2013
- Upgrading financial compensation and support to top coaching staff in college basketball
- Initially funding the creation of The K Academy in 2002 - the top college sports fantasy camp in the country
- Initially funding the creation of The Coach K/Fuqua Conference on Leadership in 2001 - the first collaborative athletics/business school venture in the country

Duke Basketball Legacy Fund

Duke basketball and world-class success are synonymous. Building the financial infrastructure of the program through the Duke Basketball Legacy Fund and its other development initiatives are imperative to continue that success. Coach K's driving force behind the mission to build an everlasting basketball program speaks for his desire to see the program sustained well past his coaching days.

The Legacy Fund began in January 2000 with the aim to establish a comprehensive endowment fund for player scholarships, coaches' salaries and operational budget, build a capital fund to enhance historic Cameron Indoor Stadium, address year-round training needs and meet the overall demands of the program well into the future. Each of the 41 active partners to the fund have contributed a minimum of \$1 million each and have contributed a total of over \$115 million to date. In September of 2012, Steve and Judy Pagliuca gave a \$2.5 million gift to endow two assistant coaching positions and to name the program's annual Coaches' Award. The gift officially closed the named endowment opportunities (head coach, three assistant coaches, 13 scholarships) that were presented when the Legacy Fund was created in 2000.

One of Duke's all-time greats and one of only 13 players in school history to have his jersey number retired, Grant Hill has once again led the Blue Devils by serving as the Chairman of the Duke Basketball Legacy Fund. He accepted the position, as he has everything in his life, with a full commitment to excellence. The six-time NBA All-Star and three-time All-American led off the fundraising initiative with a \$1 million gift to endow a scholarship in his and his wife Tamia's names.

The contributions of Legacy Fund members has also led to several facility upgrades, including renovations to Cameron Indoor Stadium, the Schwartz/Butters Athletic Center and the building of Michael W. Krzyzewski Center - Dedicated to Academic & Athletic Excellence.

The Legacy Fund has also funded a foreign basketball trip to London in 2003, upgraded recruiting travel with strategic use of private planes and fully funded and outfitted the Duke Basketball Museum & Duke Athletics Hall of Fame in the Schwartz/Butters Athletics Center in 2010.

Several other programs have grown from the initial and unique Legacy Fund development plan. In 2002, Duke became just the second school to initiate a Venture Capital Co-Investment Fund within an athletic department, and that group now numbers 17 strong, with each investor giving a \$50,000 gift. Duke basketball's connection with the Fuqua School of Business has translated into the annual Coach K / Fuqua Conference on Leadership and seven years ago established the unique Fuqua / Coach K Center on Leadership & Ethics.

Another anchor to the year-round Duke Basketball efforts has been the summer basketball fantasy camp, K Academy. Each year campers from around the country join Duke's former players for a five-day, one-of-a-kind Duke basketball experience. This past summer, 80 campers and more than 30 former Duke players came to Cameron for the experience.

As National Coach of the Decade for the 1990s and Duke's visionary leader, Coach K endeavors to secure the future of the program. With the creation of the Duke Basketball Legacy Fund, the program's heralded past and its future success will be forever linked.



Debbie Krzyzewski Savarino

Assistant Director of Athletics/Special Events/Director of the Legacy Fund

Debbie K. Savarino joined the Duke staff in 2002 as the primary fund raiser for Duke's sports performance research facility, The K Lab. In 2004, she was named Assistant Director of the Legacy Fund and External Relations Director for Men's Basketball, and was subsequently named Assistant

Director of Athletics for Special Events and Director of the Legacy Fund in 2015.

Savarino is responsible for all special events involving the team within the Duke and Durham communities to include Countdown to Craziness, the annual team poster production, the end of season banquet and K Academy while maintaining relationships with the Duke Children's Hospital, The Emily K Center and The Jimmy V Foundation.

As Director of the Legacy Fund, Savarino is part of a fundraising team that has 41 active partners and has raised more than \$115 million for the program. This team has fully endowed the basketball program to include all player scholarships and coaching positions. Monies raised have also built and maintained the facilities used by the program.

Savarino also works hand in hand with Duke Corporate Education and Fuqua School of Business as a designer and facilitator for corporate events based on team work and leadership skills. These programs have been implemented by some of the world's top corporations.

A 1993 Duke graduate with a degree in sociology, Savarino is active in the Durham community, serving on the board at the Emily K Center and volunteering with the Duke Children's Hospital. She and her husband, Peter have four children, Joey, Michael, Carly and Emmie.



Rachel Fish Curtis

Executive Director of Athletics Environmental Branding/Director of the Legacy Fund

Rachel Fish Curtis has worked for the Duke Basketball Legacy Fund since July 2001. She was promoted to assistant director of the Legacy Fund in July of 2003, to associate director in 2007 and to director in 2015. In 2012, Curtis was also named

Duke's director of athletics environmental branding and was promoted to executive director in 2015.

Curtis is responsible for coordinating both fund-specific events and other special events at Duke, including K Academy. She also coordinates the activities of the Venture Capital Co-Investment Fund.

In addition, Curtis oversees the implementation of all display and design components for all athletics facilities. Most recently, she oversaw renovations of the basketball nutrition room, player lounge and practice facility, as well as updates and renovations to the Taishoff Aquatic Pavilion, Murray Building and wrestling practice facility.

Curtis, a 1996 graduate of Duke, and her husband, David, have three children, Ben, Sophie and Tilly.



Angela Cox

Administrative Assistant/Legacy Fund

Angela Cox was named administrative assistant for the Duke Basketball Legacy Fund in September of 2014. Cox assists the deputy director of athletics/operations and helps coordinate the day-to-day operations of the Legacy Fund.

Previously, Cox served as an electromyography technician for the Division of Neurology at the Duke University Medical Center, where her responsibilities included performing nerve conduction studies on patients while maintaining supplies for EMG machines, assisting the director with budget preparation and coordinating the annual chemodeneration workshop.

In addition to her time as an electromyography technician, Cox also held the position of medical secretary for the Division of Neurology for 25 years. During that time, Cox scheduled consultations and studies for patients, gathered relevant information and compiled records for new patients, served as the liaison with administrative personnel and acted as time manager for office personnel.

Cox, a Durham native, and her husband, Cliff, currently reside in Bahama, N.C.

Duke Basketball Endowed Scholarships

Grant & Tamia Hill Scholarship

2001	Nate James
2002	Mike Dunleavy
2003	Dahntay Jones
2004	Chris Duhon
2005	J.J. Redick
2006	Shelden Williams
2007	Josh McRoberts
2008	Gerald Henderson
2009	Greg Paulus
2010	Jon Scheyer
2011	Kyle Singler
2012	Miles Plumlee
2013	Seth Curry
2014	Rodney Hood
2015	Amile Jefferson
2016	Marshall Plumlee
2017	Matt Jones

David T. Borman Memorial Scholarship

2003	Andy Borman
2004	Andy Borman
2005	Shavlik Randolph
2006	Sean Dockery
2007	Jamal Boykin
2008	Martynas Pocius
2009	Brian Zoubek
2010	Ryan Kelly
2011	Casey Peters
2012	Marshall Plumlee
2013	Todd Zafirovski
2014	Matt Jones
2015	Sean Obi
2016	Justin Robinson
2017	Jack White

Kevin & Gayla Compton Scholarship

2004	J.J. Redick
2005	Shelden Williams
2006	DeMarcus Nelson
2007	Greg Paulus
2008	Nolan Smith
2009	David McClure
2010	Andre Dawkins
2011	Josh Hairston
2012	Seth Curry
2013	Marshall Plumlee
2014	Semi Ojeleye
2015	Rasheed Sulaimon
2016	Luke Kennard
2017	Javin DeLaurier

Gunnar Peterson Scholarship

2004	Sean Dockery
2005	Lee Melchionni
2006	Greg Paulus
2007	Lance Thomas
2008	Brian Zoubek
2009	Gerald Henderson
2010	Nolan Smith
2011	Miles Plumlee
2012	Michael Gbinije
2013	Ryan Kelly
2014	Josh Hairston
2015	Semi Ojeleye
2016	Chase Jeter
2017	Jayson Tatum

Capt. Bill Krzyzewski Scholarship

2004	Nick Horvath
2005	Daniel Ewing
2006	J.J. Redick
2007	DeMarcus Nelson
2008	DeMarcus Nelson
2009	Jon Scheyer
2010	Kyle Singler
2011	Nolan Smith
2012	Ryan Kelly
2013	Mason Plumlee
2014	Tyler Thornton
2015	Quinn Cook
2016	Amile Jefferson
2017	Grayson Allen

Michael & Candace Olander Scholarship

2006	Lee Melchionni
2007	David McClure
2008	Greg Paulus
2009	Nolan Smith
2010	Miles Plumlee
2011	Seth Curry
2012	Mason Plumlee
2013	Rodney Hood
2014	Alex Murphy
2015	Marshall Plumlee
2016	Luke Kennard
2017	Chase Jeter

The Class of 1986 Scholarship

2007	Jon Scheyer
2008	Kyle Singler
2009	Elliot Williams
2010	Lance Thomas
2011	Kyrie Irving
2012	Andre Dawkins
2013	Rasheed Sulaimon
2014	Jabari Parker
2015	Tyus Jones
2016	Grayson Allen
2017	Amile Jefferson

The Steve & Melinda Duncker

2008	Jon Scheyer
2009	Lance Thomas
2010	Brian Zoubek
2011	Mason Plumlee
2012	Tyler Thornton
2013	Alex Murphy
2014	Quinn Cook
2015	Grayson Allen
2016	Sean Obi
2017	Frank Jackson

The Goodman Family Scholarship

2010	Olek Czyz
2011	Tyler Thornton
2012	Quinn Cook
2013	Amile Jefferson
2014	Rasheed Sulaimon
2015	Justise Winslow
2016	Derryck Thornton
2017	Harry Giles

The Goodman Family Scholarship II

2013	Josh Hairston
2014	Andre Dawkins
2015	Matt Jones
2016	Antonio Vrankovic
2017	Sean Obi

The Jeremy K. Mario '92 Scholarship

2010	Jordan Davidson
2011	Andre Dawkins
2012	Alex Murphy
2013	Quinn Cook
2014	Amile Jefferson
2015	Justise Winslow
2016	Brandon Ingram
2017	Marques Bolden

The Class of 2010 Scholarship

2011	Andre Dawkins
2012	Austin Rivers
2013	Tyler Thornton
2014	Marshall Plumlee
2015	Jahlil Okafor
2016	Matt Jones
2017	Luke Kennard

The Jim Strathmeyer Scholarship

2012	Josh Hairston
2013	Andre Dawkins
2014	Todd Zafirovski
2015	Sean Obi
2016	Nick Paolucci
2017	Antonio Vrankovic

The Courtney Shives Scholarship

2014	Matt Jones
2015	Sean Obi
2016	Justin Robinson
2017	Jack White

Varadhan Memorial Manager Scholarship

2004	Max Perkins
2005	six senior managers
2006	Brian DeStefano
2007	Kevin Cullen, Chris Lauten Scott Naturman
2008	Chris Lauten
2009	Griffin Tormey, Joey McMahon
2010	Eric Skeffington
2011	Sarah Helfer
2012	John McGinty and Kyle Mumma
2013	Kate Wheelock and Kyle Mumma
2014	Scott Lamson
2015	Mike Sotsky
2016	Ale Sant'Albano

Varadhan Undergraduate Manager Scholarship

2011	Pat Thompson
2012	Kate Wheelock
2013	John McGinty
2014	Jamie Stark
2015	Derek Rhodes
2016	Drew Goldstein/Jon Payne

Varadhan Family Basketball Fellow

2011	Chris Carrawell
2012	Pat Thompson
2013	Casey Stevenson
2014	Casey Stevenson
2015	Raashid Yassin
2016	Mike Sotsky
2017	Nolan Smith

Christian Laettner & Brian Davis Scholarship

2006	Josh McRoberts
2007	Gerald Henderson
2008	David McClure
2009	Kyle Singler
2010	Mason Plumlee
2011	Ryan Kelly

Bill Jessup Scholarship

2003	Chris Duhon
2004	Daniel Ewing
2005	Patrick Johnson
2006	Jamal Boykin
2007	Martynas Pocius
2008	Lance Thomas



Kevin M. White

Vice President & Director of Athletics
Adjunct Prof. of Business Administration
St. Joseph's College, 1972

Kevin M. White was named Duke University's vice president and director of athletics on May 31, 2008. He also serves as an adjunct professor of business administration at the university.

White, 65, joined the Duke family after leading Notre Dame's athletics program to success both on the playing fields and in the classroom from 2000-08. He also has held a number of prominent national leadership roles within intercollegiate athletics, including his service in 2006-07 as president of the National Association of Collegiate Directors of Athletics (NACDA) and in 2005-06 as president of the Division I-A Athletic Directors Association. In 2006, White was named the GeneralSports TURF Systems Division I-A Central Region Athletic Director of the Year while at Notre Dame. In 2013, White was named one of four NCAA Football Bowl Subdivision recipients of the Under Armour AD of the Year Award presented by NACDA. A testament to the respect he has garnered within college athletics, White earned multiple high profile awards in 2014-15, including the National Football Foundation's John L. Toner award, Sports Business Journal's Athletic Director of the Year award, Bobby Dodd AD of the Year, and the 2015 Carl Maddox Sports Management Award.

Guided by the Strategic Plan that was approved by Duke's Board of Trustees in April of 2008, White made an immediate impact on Duke Athletics. In addition to leading the department to unprecedented success in competition, he reshaped the organization into a more efficient department; strengthened ties to both campus and community constituents through consistent outreach efforts; successfully oversaw Duke Athletics' record-breaking fundraising efforts; streamlined and invested in staffing and forged partnerships with major corporate entities to enhance revenue streams to historically high levels; commissioned and executed a master facilities plan to position Duke well into the 21st Century; implemented significant diversity and inclusion efforts for Duke Athletics; and emphasized a stronger commitment to the university's intramural, club and recreational sports programs.

Since White's arrival, Duke has captured seven NCAA Championships - women's tennis in 2009, men's basketball in 2010 and 2015, men's lacrosse in 2010, 2013 and 2014, and women's golf in 2014 - and 17 ACC titles. On the strength of 19 teams participating in postseason competition and robust finishes in several sports, Duke ranked 24th in the 2016 Learfield Sports Directors' Cup standings, which determine an institution's all-around strength in intercollegiate athletics. The 24th-place showing marked the 13th consecutive year that Duke has ended among the nation's top 25 programs. In 2011, Duke placed fifth, matching the school's best finish in the rankings and its 1171.50 points earned were the most in program history. In White's eight years at Duke, the Blue Devils placed 17th (2009), 10th (2010), fifth (2011), 16th (2012), 12th (2013), ninth (2014), 20th (2015) and 24th (2016) in the Directors' Cup standings.

Seventy-five Blue Devil teams ranked among the nation's top 10 teams during the past seven seasons with 11 - men's basketball (2009, 2010, 2011, 2013, 2015), men's lacrosse (2010, 2013, 2014) and women's tennis (2009, 2010, 2014) - reaching No. 1. In all, 137 Blue Devil teams advanced to NCAA postseason competition during White's Duke tenure. In 2015-16, the women's soccer team played in the national championship game, while the field hockey and women's golf teams both reached the NCAA semifinals. Duke's football team participated in its fourth consecutive bowl game, capturing the New Era Pinstripe Bowl title with a 44-41 overtime win against Indiana. Duke was the only athletic department in the nation to have a bowl champion, a Sweet 16 appearance in men's basketball and secure a baseball NCAA postseason berth.

Individually, 271 student-athletes earned All-America, 485 All-ACC and 245 All-Region or District honors the past eight years. During White's tenure, Duke boasts 13 NCAA individual champions in Curtis Beach (indoor track and field heptathlon in 2012 and 2014), Juliet Bottorff (outdoor track and field 10k in 2011), Virginia Elena Carta (women's golf in 2016), Mallory Cecil (women's tennis in 2009), Abby Johnston (three-meter diving in 2011), Nick McCrory (platform diving in 2010, 2011, 2013 and 2014), and Becca Ward (women's fencing, saber in 2009, 2011 and 2012).

Academically, Duke teams continued strong performances under White. In the 2015-16 academic year, 25 of 26 Blue Devil varsity teams earned grade point averages of 3.0 or better, while 97 student-athletes earned Dean's List honors in the fall semester, and 90 did so in the spring. Overall, 480 Blue

Devil student-athletes made the latest All-ACC Honor Roll and continued an amazing stretch wherein Duke led the conference for the 28th time in the past 29 years.

In two key elements in tracking a department's academic success, Duke ranked among the nation's best again. Duke posted a 98% Graduation Success Rate (GSR) and 17 teams achieved a 100% GSR. Also, 15 Blue Devil teams - good for third nationally - were ranked in the top 10% of their respective sports in the most recent Academic Performance Rate (APR) Report, including the men's basketball and football teams. In the 2016 report, Duke (995) ranked first among all FBS schools. In all, Duke totaled the highest APR scores among ACC institutions in 12 of the league's 25 sports - baseball (993), men's cross country (1000), women's cross country (1000), women's fencing (1000), football (995), men's golf (1000), women's golf (1000), women's lacrosse (1000), men's tennis (1000), women's track and field (1000), volleyball (1000), and wrestling (1000). Also, eight additional Duke programs ranked among the ACC's top three in their respective sports. Six Duke student-athletes were selected as CoSIDA Academic All-Americans, while 34 others received National Scholar-Athlete or Scholar All-America accolades. In White's eight-year tenure, former women's tennis player Parker Goyer won a Rhodes Scholarship (2009), while pole vaulter Sally Liu (2009) and swimmer Allie Speidel (2011) earned Marshall Scholarships.

Under White, Duke has continued its focus on outreach to the local community. Modeling the NCAA CHAMPS/Life Skills program's commitment to service, learning projects and outreach, over 500 Duke student-athletes across all sports participated in a combined effort of more than 2,000 community service hours during the 2015-16 academic year.

White's commitment to the overall mission of the university remains clear. A portion of ticket sales Blue Devil regular season home sporting events are directed annually to the Duke University Libraries and the Rubenstein-Bing Civic Student-Athlete Civic Engagement program (ACE). Per White's vision from 2011, the Duke Athletics Library Fund has generated significant unrestricted revenue for the Duke University Libraries to support teaching and research across the institution. The civic engagement program, known as ACE, was started in 2015 in a partnership with Stanford University. The foundation of the venture includes student-athletes from both Duke and Stanford working together in under-resourced communities in the United States and abroad. Through immersive three-week summer service assignments that started with 40 student-athletes from the two schools in 2016, the student-athletes had opportunities otherwise not afforded to them during the school year due to academic and athletic responsibilities.



In fall of 2012, Duke University announced the \$3.25 billion Duke Forward fundraising campaign for priorities across Duke's 10 schools, Duke Medicine and a range of university programs. Included in the campaign was a \$250 million goal for Duke Athletics to be divided three ways - for facility enhancements and support (\$100 million), endowment income (\$50 million) and operating funds (\$100 million). The initial \$250 million goal has been exceeded by the Duke Athletics fundraising team. Several facility projects have been initiated, including major renovations to Brooks Field at Wallace Wade Stadium, including the new Blue Devil Tower and the Davis Family Kicking Field at the Brooks Practice Facility, a grand entrance and entertainment space to the front of iconic Cameron Indoor Stadium (Rubenstein Pavilion), and the new Scott Family Athletics Performance Center, which now houses several of Duke Athletics' administrative units, as well as new strength and conditioning and sports medicine areas, a ticket office and team merchandise store.

White, who holds a Ph.D. in education, has taught graduate-level classes since 1982 and currently teaches a sports business course in Duke's Fuqua School of Business as part of Duke's MBA program.

In August 2003, SI.com (the Sports Illustrated web site) listed White, then at Notre Dame, third in its rankings of the most powerful people in college football. In January 2004, The Sporting News listed him in its Power 100 as third among five names in the "front office" category (and the lone college athletics director among the 100).

White has served on numerous NCAA committees, including the NCAA Council, formerly the association's highest governing body. In 2012, White was among a select group of college and professional administrators asked to serve on the recently formed Expert Advisory Board for the Knight Commission. Moreover, he was the secretary of NCAA Football, a non-profit corporation acting as the "collective voice to promote college football." Always in demand as a visionary leader, White currently serves on the NCAA Division I Men's Basketball Committee, the United States Olympic Committee (USOC) Board of Directors and on the Advocates for Athletic Equity Board of Directors.

For several years, he was a representative with the football Bowl Championship Series. In addition, he previously was an ex-officio member of the Sugar Bowl Committee during his tenure at Tulane, was a member of the Rose Bowl Management Committee while at Arizona State, and also worked closely with the Fiesta Bowl during his stay in Tempe.

Given his background and success, it is not surprising that 24 current or former directors of athletics were mentored by White. That impressive list of ADs includes:

Name	Schools
Sandy Barbour	Tulane (former) California (former) Penn State
Josh Berlo	Minnesota Duluth
Bob Bierie	Loras (former)
Thomas Boeh	Ohio University (former) Fresno State (former)
Greg Capell	Loras (former)
Vic Cegles	Long Beach State (former)
Sandy Hatfield Clubb	Drake
Tom Collins	Ball State (former)
Boo Corrigan	Army West Point
Bubba Cunningham	Ball State (former) Tulsa (former) North Carolina
Scott Devine	St. Mary's College (MD)
Herman Frazier	Alabama-Birmingham (former) Hawaii (former)
Rudy Keeling	Emerson (former) Commissioner, ECAC (former)
Ian McCaw	Northeastern (former) Massachusetts (former) Baylor (former)
Bernard Muir	Georgetown (former) Delaware (former) Stanford
Jim Phillips	Northern Illinois (former) Northwestern
Chris Reynolds	Bradley
Bill Scholl	Ball State (former) Marquette

Jim Sterk	Washington State (former) San Diego State (former) Missouri
Norwood Teague	VCU (former) Minnesota (former)
Tim Van Alstine	Western Illinois (former) Cardinal Stritch University
Bruce Van de Velde	Utah State (former) Iowa State (former) Louisiana Tech (former)
Stan Wilcox	Florida State
Mark Wilson	Tennessee Tech

Prior to joining Notre Dame in 2000, White served as athletic director at Arizona State University, Tulane University, the University of Maine and Loras College in Iowa, where he originated the National Catholic Basketball Tournament.

Before becoming an administrator, White served as head track and field coach at Southeast Missouri State and assistant cross country and track and field coach at Central Michigan. He began his coaching career at Gulf High School in New Port Richey, Fla., coaching cross country and track and assisting in football and wrestling.

White earned his Ph.D. from Southern Illinois University in 1983 with an emphasis on higher education administration. In 1985, he completed postdoctoral work at Harvard University's Institute for Educational Management. He earned his master's degree in athletics administration from Central Michigan University in 1976 and his bachelor's degree in business administration in 1972 from St. Joseph's College in Rensselaer, Ind., where he also competed as a sprinter. Additionally, White was recognized with honorary degrees from Loras College (2012), the United States Sports Academy (2007) and St. Joseph's College (2001).

White and his wife, Jane, a former college track and field coach, have five children and 12 grandchildren.

Duke All-Time Directors' Cup Finishes

Year	Finish	Points	ACC Finish
1993-94	26th	451.5	4th
1994-95	21st	423.5	3rd
1995-96	39th	409.5	6th
1996-97	23rd	506.5	3rd
1997-98	28th	290.0	3rd
1998-99	7th	510.0	1st
1999-00	24th	566.0	3rd
2000-01	16th	722.0	2nd
2001-02	30th	600.0	4th
2002-03	21st	643.0	3rd
2003-04	18th	706.5	2nd
2004-05	5th	1,021.25	1st
2005-06	8th	851.25	2nd
2006-07	11th	988.25	2nd
2007-08	19th	821.0	4th
2008-09	17th	891.80	4th
2009-10	10th	982.75	4th
2010-11	5th	1171.50	1st
2011-12	16th	721.0	2nd
2012-13	12th	969.60	3rd
2013-14	9th	1,051.00	3rd
2014-15	20th	815.00	5th
2015-16	24th	804.00	6th

Senior Administration



Dr. Chris Kennedy
Senior Deputy
Director of Athletics



Tom Coffman
Deputy Director of Athletics/
Development



Mike Cragg
Deputy Director of Athletics/
Operations



Nina King
Deputy Director of Athletics/
Administration, Legal Affairs/
Chief of Staff



Mitch Moser
Deputy Director of Athletics/Chief
Financial Officer



Brad Berndt
Senior Associate Director of
Athletics/Student Services



Gerald Harrison
Senior Associate Director of
Athletics/Internal Affairs



Jon Jackson
Senior Associate Director of
Athletics/External Affairs



Jacki Silar
Senior Associate Director of
Athletics/SWA & Student-Athlete
Development



Todd Mesibov
Associate Director of Athletics/
Compliance



Mike Sabb
Associate Director of Athletics/
Resource Acquisition



Leslie Barnes
Assistant Director of Athletics/
Student-Athlete Development



Art Chase
Assistant Director of Athletics/
External Affairs



Joe Manhertz
Assistant Director of Athletics/
Iron Dukes Major Gifts



Gina Bradley
Assistant Director of Athletics/
Business Operations



Tony Sales
Assistant Director of Athletics/
Student-Athlete External Affairs



Debbie K. Savarino
Assistant Director of Athletics/
Special Events/Director of the
Legacy Fund



Bob Weiseman
Assistant Director of Athletics/
Athletic Facilities, Game
Operations & Championships



Jack Winters
Assistant Director of Athletics/
Iron Dukes



Rachel Curtis
Executive Director of Athletics
Environmental Branding/Director
of the Legacy Fund



Rachel Curtis
Executive Director/Academic
Services



James Coleman
Chairman, Duke Athletic Council



Martha Putallaz
Faculty Athletic Representative

Felicia Tittle
Executive Director/ Recreation &
Physical Education

STAFF

2015-16 In Review

Results	68
Final Statistics	69
Highs/Lows	70
Box Scores	71-76
ACC Individual Stats	77
ACC Team Stats	78

2015-16 Results

Overall Record: 25-11 (Home: 15-3; Road: 5-4; Neutral: 5-4)

ACC Record: 11-7 (Home: 6-3; Road: 5-4)

Date	Opponent	Result	Duke High Scorer	Opponent High Scorer	Duke High Rebounder	Opponent High Rebounder	Duke High Assists	Att.
N13	> [5/-] SIENA	W, 92-74	Allen (26)	Wright (20)	Jefferson (12)	Oliver (8)	Allen, Jones, Plumlee & Thornton (2)	9,314 #
N14	> [5/-] BRYANT	W, 113-75	Allen (28)	Ware (24)	Jefferson (11)	Garvin (8)	Allen (6)	9,314 #
N17	^ [5/2] vs. Kentucky	L, 63-74	Jefferson & Jones (16)	Ulis (18)	Jefferson (15)	Lee (10)	Thornton (3)	20,917 #
N20	< [5/-] vs. VCU	W, 79-71	Allen (30)	Johnson (20)	Jefferson (7)	Tillman (8)	Thornton (4)	18,238 #
N22	< [5/-] vs. Georgetown	W, 86-84	Allen (32)	Copeland (21)	Jefferson (8)	Copeland (6)	Allen (4)	17,287
N25	[6/-] YALE	W, 80-61	Jones (17)	Sears (19)	Jefferson (12)	Sherrrod (8)	Allen (5)	9,314 #
N29	[6/-] UTAH STATE	W, 85-52	Allen & Kennard (22)	Smith (13)	Jefferson (9)	Jones (5)	Allen, Ingram, Jefferson, Jeter & Thornton (2)	9,314 #
D2	+ [7/-] INDIANA	W, 94-74	Ingram (24)	Williams (17)	Jefferson (11)	Johnson (6)	Jefferson (8)	9,314 #
D5	[7/-] BUFFALO	W, 82-59	Ingram (23)	Massinburg (17)	Allen (11)	Smart (9)	Thornton (5)	9,314 #
D15	[7/-] GEORGIA SOUTHERN	W, 99-65	Ingram (26)	Brown (20)	Ingram (14)	O'Connell (5)	Allen (5)	9,314 #
D19	~ [7/-] vs. Utah	L, 75-77	Kennard (24)	Kuzma (21)	Kennard (8)	Poeltl (14)	Thornton (4)	13,174
D28	[15/-] ELON	W, 105-66	Ingram (26)	Samson (17)	Ingram & Plumlee (11)	Hairston (6)	Allen (5)	9,314 #
D30	[15/-] LONG BEACH STATE	W, 103-81	Allen (33)	Spencer (20)	Plumlee (10)	Levin (9)	Allen (6)	9,314 #
J2	[15/-] at Boston College *	W, 81-64	Ingram (25)	Carter (19)	Allen & Ingram (9)	Robinson (7)	Allen (5)	7,963
J6	[14/-] at Wake Forest *	W, 91-75	Allen (24)	Thomas (21)	Plumlee (7)	Thomas (12)	Allen, Ingram & Kennard (3)	13,466
J9	[14/-] VIRGINIA TECH *	W, 82-58	Plumlee (21)	LeDay (18)	Plumlee (10)	LeDay (9)	Thornton (7)	9,314 #
J13	[9/-] at Clemson *	L, 63-68	Allen (17)	Blossomgame (17)	Plumlee (9)	Nnoko (13)	Allen (4)	12,972
J16	[9/-] NOTRE DAME *	L, 91-95	Kennard (30)	Colson (31)	Plumlee (9)	Auguste (14)	Allen (6)	9,314 #
J18	[20/-] SYRACUSE *	L, 62-64	Plumlee (19)	Cooney, Gbinije, Richardson & Roberson (14)	Plumlee (17)	Roberson (20)	Jones (7)	9,314 #
J23	[20/-] at NC State *	W, 88-78	Allen (28)	Barber (19)	Plumlee (8)	Freeman (7)	Allen (7)	19,500
J25	[24/15] at Miami *	L, 69-80	Ingram (19)	McClellan (21)	Ingram (10)	Jekiri (10)	Allen, Ingram & Kennard (2)	7,972
F2	[-/-] at Georgia Tech *	W, 80-71	Allen (27)	Jacobs & Smith (17)	Plumlee (12)	Jacobs (8)	Allen & Jones (4)	8,600 #
F6	[-/-] NC STATE *	W, 88-80	Allen (28)	Barber (26)	Plumlee (12)	Abu (17)	Jones (6)	9,314 #
F8	[-/13] LOUISVILLE *	W, 72-65	Allen (19)	Mitchell (17)	Ingram (10)	Johnson, Lee & Spalding (6)	Ingram (4)	9,314 #
F13	[-/7] VIRGINIA *	W, 63-62	Ingram (25)	Brogdon (18)	Plumlee (10)	Brogdon & Wilkins (5)	Allen (7)	9,314 #
F17	[20/5] at North Carolina *	W, 74-73	Allen (23)	Johnson (29)	Ingram (10)	Johnson (19)	Ingram (4)	21,750 #
F20	[20/18] at Louisville *	L, 64-71	Allen (29)	Lee (24)	Plumlee (14)	Onuaku (11)	Allen & Kennard (3)	22,785 #
F25	[15/-] FLORIDA STATE *	W, 80-65	Allen (18)	Rathan-Mayes (13)	Plumlee (10)	Bacon (10)	Allen & Jones (5)	9,314 #
F28	[15/-] at Pittsburgh *	L, 62-76	Allen (22)	Artis (17)	Plumlee (4)	Jones (8)	Kennard (3)	12,508 #
M1	[17/-] WAKE FOREST *	W, 79-71	Allen (30)	Thomas (16)	Plumlee (17)	Thomas (13)	Thornton (4)	9,314 #
M5	[17/8] NORTH CAROLINA *	L, 72-76	Allen (29)	Johnson (18)	Plumlee (9)	Johnson (21)	Allen (5)	9,314 #
M9	& [19/-] vs. ¹² NC State	W, 92-89	Ingram & Kennard (22)	Barber (29)	Plumlee (10)	Abu (9)	Allen (6)	18,561
M10	& [19/-] vs. ⁴ Notre Dame	L, 79-84	Allen (27)	Beachem & Auguste (19)	Ingram (7)	Auguste (22)	Thornton (4)	18,561
M17	% [19/-] vs. ¹³ UNC Wilmington	W, 93-85	Allen & Plumlee (23)	Ponder (22)	Allen (10)	Bryce (8)	Allen (5)	11,656
M19	% [19/-] vs. ¹² Yale	W, 71-64	Allen (29)	Sherrrod (22)	Plumlee (10)	Sears (11)	Thornton (5)	11,679
M24	% [19/5] vs. ¹⁰ Oregon	L, 68-82	Ingram (24)	Brooks (22)	Kennard (11)	Cook (9)	Allen, Ingram & Thornton (3)	17,601

Home games in **BOLDFACE CAPS**

* - indicates Atlantic Coast Conference game

[] - denotes Duke/opponent AP ranking at time of game

- denotes sellout crowd

> - 2K Classic benefiting Wounded Warrior Project (Cameron Indoor Stadium - Durham, N.C.)

^ - State Farm Champions Classic (United Center - Chicago)

< - 2K Classic benefiting Wounded Warrior Project (Madison Square Garden - New York, N.Y.)

+ - ACC/Big Ten Challenge

~ - Ameritas Insurance Classic (Madison Square Garden - New York, N.Y.)

& - ACC Tournament (Verizon Center - Washington, D.C.)

% - NCAA Tournament 2nd & 3rd Round (Dunkin' Donuts Center - Providence, R.I.)

! - NCAA Tournament Sweet 16 & Elite Eight (Honda Center - Anaheim, Calif.)

2015-16 ATTENDANCE FIGURES

Site	Games	Total	Average
Home	18	167,652	9,314
Away	9	127,516	14,168
Neutral	9	147,674	16,408
Totals	36	442,842	12,301

DUKE BY THE NUMBERS

Seasons of Men's Basketball	111th
Total Games	2,951
ACC Championships	19 (last in 2011)
NCAA Tournament Appearances	40 (last in 2016)
NIT Appearances	5
20-Win Seasons	51
30-Win Seasons	14
Duke all-time record	2,087-864
Duke all-time ACC record (regular season only)	611-305
Overtime Games	125 (68-57)
Duke 100-Point Games	184 (179-5)
Consecutive games with at least one three-point FG	947*
Consecutive games with at least five three-point FG	2
Consecutive games holding opponents under .500 shooting	3
Consecutive games holding opponents under 100 points	268
Consecutive games scoring at least 70 points	0

* - Duke record

SEASON IN REVIEW

2015-16 Statistics

Overall Statistics (25-11)

##	Player	GP	GS	TOTAL				3-PTS			REBOUNDS			PF	DQ	Ast	TO	Blk	Stl	Pts	PPG					
				Min	MPG	FG	FGA	Pct	FG	FGA	Pct	FT	FA									Pct	OR	DR	TR	RPG
3	Grayson Allen	36	35	1317	36.6	239	513	.466	90	216	.417	211	252	.837	24	141	165	4.6	98	4	127	72	5	47	779	21.6
14	Brandon Ingram	36	34	1246	34.6	214	484	.442	80	195	.410	116	170	.682	67	177	244	6.8	74	0	71	72	49	40	624	17.3
5	Luke Kennard	36	11	961	26.7	141	335	.421	55	172	.320	88	99	.889	35	94	129	3.6	69	1	54	28	6	34	425	11.8
21	Amile Jefferson	9	9	273	30.3	41	60	.683	0	0	.000	21	38	.553	43	50	93	10.3	21	1	13	14	11	7	103	11.4
13	Matt Jones	35	35	1113	31.8	124	304	.408	76	183	.415	39	53	.736	36	52	88	2.5	91	4	80	39	7	36	363	10.4
40	Marshall Plumlee	36	36	1099	30.5	106	154	.688	0	0	.000	88	153	.575	119	189	308	8.6	100	5	38	39	59	29	300	8.3
12	Derryck Thornton	36	20	935	26.0	94	241	.390	27	83	.325	40	58	.690	10	56	66	1.8	76	1	93	59	8	27	255	7.1
2	Chase Jeter	32	0	254	7.9	21	38	.553	0	0	.000	20	37	.541	25	36	61	1.9	59	2	4	19	9	3	62	1.9
30	Antonio Vrankovic	5	0	14	2.8	2	2	1.000	0	0	.000	0	0	.000	2	5	7	1.4	3	0	0	3	1	1	4	0.8
34	Sean Obi	10	0	27	2.7	1	2	.500	0	0	.000	3	6	.500	6	4	10	1.0	8	0	0	2	1	0	5	0.5
45	Nick Pagliuca	10	0	10	1.0	0	1	.000	0	1	.000	0	0	.000	1	3	4	0.4	1	0	0	1	0	1	0	0.0
53	Brennan Besser	1	0	1	1.0	0	1	.000	0	1	.000	0	0	.000	0	0	0	0.0	0	0	0	0	0	0	0	0.0
TM	TEAM														58	66	124	3.4	1			6				
	Total	36		7250		983	2135	.460	328	851	.385	626	866	.723	426	873	1299	36.1	604	18	480	354	156	225	2920	81.1
	Opponents	36		7250		998	2244	.445	226	665	.340	387	568	.681	464	858	1322	36.7	762	24	523	430	126	163	2609	72.5

SCORE BY PERIODS:	1st	2nd	OT	Total
Duke	1,460	1,436	24	2,920
Opponents	1,264	1,314	31	2,609

ACC Statistics (11-7)

##	Player	GP	GS	TOTAL				3-PTS			REBOUNDS			PF	DQ	Ast	TO	Blk	Stl	Pts	PPG					
				Min	MPG	FG	FGA	Pct	FG	FGA	Pct	FT	FA									Pct	OR	DR	TR	RPG
3	Grayson Allen	18	18	678	37.7	124	259	.479	50	115	.435	97	121	.802	9	66	75	4.2	55	3	64	42	2	26	395	21.9
14	Brandon Ingram	18	18	670	37.2	104	247	.421	45	107	.421	60	81	.741	32	104	136	7.6	37	0	41	47	27	15	313	17.4
5	Luke Kennard	18	5	500	27.8	76	167	.455	30	84	.357	42	49	.857	9	44	53	2.9	36	1	32	13	1	14	224	12.4
40	Marshall Plumlee	18	18	629	34.9	61	90	.678	0	0	.000	47	79	.595	76	101	177	9.8	46	1	22	17	18	13	169	9.4
13	Matt Jones	17	17	545	32.1	46	123	.374	32	86	.372	13	20	.650	12	20	32	1.9	47	2	43	24	3	19	137	8.1
12	Derryck Thornton	18	14	469	26.1	41	117	.350	14	47	.298	10	17	.588	5	34	39	2.2	37	1	36	31	3	16	106	5.9
2	Chase Jeter	16	0	100	6.3	5	10	.500	0	0	.000	7	13	.538	7	12	19	1.2	29	1	1	6	2	1	17	1.1
45	Nick Pagliuca	3	0	2	0.7	0	1	.000	0	1	.000	0	0	.000	1	0	1	0.3	1	0	0	0	0	0	0	0.0
30	Antonio Vrankovic	1	0	1	1.0	0	0	.000	0	0	.000	0	0	.000	0	0	0	0.0	1	0	0	1	0	0	0	0.0
34	Sean Obi	4	0	6	1.5	0	0	.000	0	0	.000	0	2	.000	2	0	2	0.5	2	0	0	2	0	0	0	0.0
TM	TEAM														28	34	62	3.4	1			3				
	Total	18		3600		457	1014	.451	171	440	.389	276	382	.723	181	415	596	33.1	292	9	239	186	56	104	1361	75.6
	Opponents	18		3600		498	1113	.447	98	310	.316	198	279	.710	239	435	674	37.4	351	7	269	202	61	77	1292	71.8

SCORE BY PERIODS:	1st	2nd	OT	Total
Duke	682	679	-	1,361
Opponents	627	665	-	1,292

Miscellaneous Statistics

Games as Leading Scorer		Double-Figure Scoring Games		Double-Doubles		Charges Drawn	
Grayson Allen	21	Grayson Allen	34	Brandon Ingram	8	Opponent	27
Brandon Ingram	9	Brandon Ingram	31	Marshall Plumlee	7	Duke	31
Luke Kennard	4	Luke Kennard	21	Amile Jefferson	3		
Marshall Plumlee	3	Matt Jones	19	Grayson Allen	2	Chase Jeter	8
Matt Jones	2	Marshall Plumlee	12	Luke Kennard	1	Grayson Allen	7
Amile Jefferson	1	Derryck Thornton	7			Derryck Thornton	6
		Amile Jefferson	5	Dunks		Luke Kennard	4
Games as Leading Rebounder				Opponent	103	Brandon Ingram	3
Marshall Plumlee	18	30+ Point Games		Duke	110	Matt Jones	2
Amile Jefferson	8	Grayson Allen	4			Marshall Plumlee	1
Brandon Ingram	7	Luke Kennard	1	Marshall Plumlee	60		
Grayson Allen	3			Grayson Allen	20	Three-Point Plays	
Luke Kennard	2	20+ Point Games		Brandon Ingram	18	Opponent	34
		Grayson Allen	19	Chase Jeter	5	Duke	50
Games Leading in Assists		Brandon Ingram	14	Luke Kennard	3		
Grayson Allen	22	Luke Kennard	7	Amile Jefferson	2	Grayson Allen	16
Derryck Thornton	11	Matt Jones	2	Sean Obi	1	Brandon Ingram	10
Brandon Ingram	6	Marshall Plumlee	2	Derryck Thornton	1	Marshall Plumlee	9
Matt Jones	5					Chase Jeter	4
Luke Kennard	4	10+ Rebound Games				Luke Kennard	4
Amile Jefferson	2	Marshall Plumlee	14			Derryck Thornton	3
Chase Jeter	1	Brandon Ingram	8			Amile Jefferson	2
Marshall Plumlee	1	Amile Jefferson	5			Matt Jones	2
		Grayson Allen	2				
		Luke Kennard	1				

SEASON IN REVIEW

Team Highs/Lows

		DUKE	OPPONENT
Points 1st Half	High	70 vs. Elon (12/28/15)	53 by NC State (3/9/16)
	Low	29 vs. Syracuse (1/18/16)	23 by Virginia Tech (1/9/16)
Points 2nd Half	High	61 vs. Long Beach State (12/30/15)	50 by Notre Dame (1/16/16)
	Low	23 vs. Yale (3/19/16)	25, 2x; last by Utah State (11/29/15)
Total Points	High	113 vs. Bryant (11/14/15)	95 Notre Dame (1/16/16)
	Low	62, 2x; last vs. Pitt (2/28/16)	52 by Utah State (11/29/15)
FG Made	High	39, 2x; last vs. Elon (12/28/15)	36, 2x; last by NC State (3/9/16)
	Low	18 vs. Pitt (2/28/16)	19 by Utah State (11/29/15)
FG Attempted	High	77 vs. Utah (12/19/15)	73, 2x; last by North Carolina (3/5/16)
	Low	47, 2x; vs. Louisville (2/20/16)	51 by Georgetown (11/22/15)
FG Percentage	High	.556 [30-of-54] vs. Utah State (11/29/15)	.554 [36-of-65] by Georgetown (11/22/15)
	Low	.299 [23-of-77] vs. Utah (12/19/15)	.333, 2x; last [22-of-66] by Buffalo (12/5/15)
3-Pt. FG Made	High	14 vs. NC State (2/6/16)	13 by Bryant (11/14/15)
	Low	4 vs. UNC Wilmington (3/17/16)	1, 2x; last by North Carolina (2/17/16)
3-Pt. FG Att.	High	37 vs. Syracuse (1/18/16)	31 by Elon (12/28/15)
	Low	13 vs. Kentucky (11/17/15)	10 by Kentucky (11/17/15)
3-Pt. FG Pct.	High	.533 [8-of-15] vs. Utah State (11/29/15)	.500, 3x; last [7-of-14] by NC State (2/6/16)
	Low	.240 [6-of-25] vs. Siena (11/13/15)	.077 [1-of-13] by North Carolina (2/17/16)
FT Made	High	31 vs. UNC Wilmington (3/17/16)	20 by North Carolina (3/5/16)
	Low	2 vs. Clemson (1/13/16)	0 by Georgia Southern (12/15/15)
FT Attempted	High	43 vs. UNC Wilmington (3/17/16)	24, 2x; last by Notre Dame (3/10/16)
	Low	7 vs. Clemson (1/13/16)	4 by Georgia Southern (12/15/15)
FT Percentage	High	.938 [15-of-16] vs. Pitt (2/28/16)	.923 [12-of-13] by Clemson (1/13/16)
	Low	.286 [2-of-7] vs. Clemson (1/13/16)	.000 [0-of-4] by Georgia Southern (12/15/15)
Off. Rebounds	High	22, 2x; last vs. Notre Dame (3/10/16)	27 by North Carolina (3/5/16)
	Low	4 vs. Clemson (1/13/16)	5 by Virginia (2/13/16)
Def. Rebounds	High	35 vs. Elon (12/28/15)	43 by Utah (12/19/15)
	Low	13 vs. Pitt (2/28/16)	16, 4x; last by Georgia Southern (12/15/15)
Total Rebounds	High	55 vs. Georgia Southern (12/15/15)	64 by North Carolina (3/5/16)
	Low	20 vs. Pitt (2/28/16)	25 by Indiana (12/2/15)
Assists	High	19 vs. NC State (2/6/16)	24 by Miami (1/25/16)
	Low	7 vs. North Carolina (2/17/16)	6 by Utah State (11/29/15)
Blocked Shots	High	8, 5x; last vs. UNC Wilmington (3/17/16)	9 by Utah (12/19/15)
	Low	0 vs. Miami (1/25/16)	0, 2x; last by Boston College (1/2/16)
Steals	High	14 vs. Bryant (11/14/15)	9 by Kentucky (11/17/15)
	Low	3, 5x; last vs. Louisville (2/8/16)	1, 2x; last by North Carolina (2/17/16)
Turnovers	High	18 vs. Louisville (2/20/16)	19, 2x; last by Utah (12/19/15)
	Low	4 vs. NC State (3/9/16)	6, 3x; last by NC State (3/9/16)
Personal Fouls	High	25 vs. Notre Dame (3/10/16)	33 vs. UNC Wilmington (3/17/16)
	Low	10 vs. Georgia Southern (12/15/15)	14, 3x; last by North Carolina (3/5/16)

Individual Game Highs

	DUKE	OPPONENT
Points	33, Grayson Allen vs. Long Beach State (12/30/15)	31 by Bonzie Colson, Notre Dame (1/16/16)
FG Made	11, 3x; last by Grayson Allen vs. North Carolina (3/5/16)	13 by Brice Johnson, North Carolina (2/17/16)
FG Attempted	28, Grayson Allen vs. North Carolina (3/5/16)	19, 4x; last by Dillon Brooks, Oregon (3/24/16)
3-Pt. FG Made	7, Grayson Allen vs. Georgia Tech (2/2/16)	6 by Hunter Ware, Bryant (11/14/15)
3-Pt. FG Attempted	15, Grayson Allen vs. Notre Dame (3/10/16)	11 by Hunter Ware, Bryant (11/14/15)
FT Made	15, 2x; last by Grayson Allen vs. UNC Wilmington (3/17/16)	8 by Jaron Blossomgame, Clemson (1/13/16)
FT Attempted	19, Grayson Allen vs. Wake Forest (3/1/16)	8, 5x; last by Demetrius Jackson, Notre Dame (3/10/16)
Rebounds	17, 2x; last by Marshall Plumlee vs. Wake Forest (3/1/16)	22 by Zach Auguste, Notre Dame (3/10/16)
Offensive Rebounds	11, Marshall Plumlee vs. Syracuse (1/18/16)	12, 2x; last by Brice Johnson, North Carolina (3/5/16)
Defensive Rebounds	11, 3x; last by Marshall Plumlee vs. Louisville (2/20/16)	14 by Zach Auguste, Notre Dame (3/10/16)
Assists	8, Amile Jefferson vs. Indiana (12/2/15)	11 by Angel Rodriguez, Miami (1/25/16)
Turnovers	10, Brandon Ingram vs. Louisville (2/20/16)	6, 2x; last by Bryant Crawford, Wake Forest (3/1/16)
Blocked Shots	6, 2x; last by Brandon Ingram vs. Virginia Tech (1/9/16)	4, 3x; last by Chinanu Onuaku, Louisville (2/20/16)
Steals	5, Grayson Allen vs. Wake Forest (3/1/16)	4, 3x; last by Damion Lee, Louisville (2/20/16)
Minutes	45, Matt Jones vs. Utah (12/19/15)	44, 2x; last by Demetrius Jackson, Notre Dame (3/10/16)

SEASON IN REVIEW

2015-16 Box Scores

[5/4] Duke 92, Siena 74
Game 1 • Nov. 13, 2015 • Durham, N.C.

	FG	3FG	FT	REB	PF	TP	A	TO	B	S	Min
Siena	1-3	1-2	0-0	11-2	1	3	0	2	1	1	30
Ogunyemi f	6-15	0-1	3-7	2-3-5	5	15	0	2	1	1	30
Bisping f	3-9	1-3	3-5	0-6-6	4	10	1	1	1	1	31
Wright g	8-14	4-5	0-0	4-3-7	5	20	5	3	0	3	25
Oliver g	2-4	1-2	0-0	1-7-8	5	5	1	1	0	0	22
Long g	4-8	0-0	7-7	0-5-5	3	15	3	5	0	1	33
Wormley f	1-3	1-2	0-0	1-1-2	1	3	0	2	0	1	18
Gottfried f	1-1	0-0	0-0	0-0-0	0	2	0	0	0	0	3
Clareth f	1-6	0-2	0-2	2-1-3	2	2	1	2	0	0	16
Merrill f	0-0	0-0	0-0	0-0-0	0	0	0	0	0	0	0+
Paige f	0-0	0-0	0-0	0-0-0	0	0	0	1	0	0	2
LaRose f	0-0	0-0	0-0	0-0-0	1	0	0	0	0	0	3
Fisher f	1-3	0-1	0-0	1-0-1	2	2	0	0	0	0	10
Silas f	0-1	0-0	0-0	0-2-2	1	0	0	0	0	0	7
Team				10-1							
Totals	27-64	7-16	13-21	12-28-40	29	74	11	17	2	7	200
Pct.	42.2	43.8	61.9	DR: 3							

FGS (1st half: 9-29, 31.0%; 2nd half: 18-35, 51.4%)
 3FGS (1st half: 2-8, 25.0%; 2nd half: 5-8, 62.5%)
 FTS (1st half: 7-11, 63.6%; 2nd half: 6-10, 60.0%)

	FG	3FG	FT	REB	PF	TP	A	TO	B	S	Min
Duke	5-16	1-9	4-6	1-4-5	3	15	1	1	2	2	28
Ingram f	7-9	0-0	5-9	5-12	1	19	0	2	1	2	32
Jefferson f	1-1	0-0	2-4	2-7-9	4	4	2	2	1	0	20
Plumlee c	8-13	2-5	8-8	1-4-5	1	26	2	1	0	1	31
Allen g	4-8	1-4	1-1	1-1-2	1	10	2	1	0	1	26
Jones g	0-3	0-0	3-4	2-3-5	2	3	0	1	0	0	11
Kennard f	4-8	1-3	0-0	0-1-1	3	9	0	0	0	1	26
Thornton f	1-8	1-4	2-2	1-2-3	1	5	2	1	0	0	22
Vrankovic f	0-0	0-0	0-0	1-0-1	0	0	0	0	0	0	1
Obi f	0-0	0-0	1-2	0-0-0	1	1	0	0	0	0	3
Team				10-1							
Totals	30-66	6-25	26-36	15-29-44	17	92	9	10	5	8	200
Pct.	45.5	24.0	72.2	DR: 3.1							

FGS (1st half: 14-33, 42.4%; 2nd half: 16-33, 48.5%)
 3FGS (1st half: 3-14, 21.4%; 2nd half: 3-11, 27.3%)
 FTS (1st half: 13-16, 81.3%; 2nd half: 13-20, 65.0%)

Officials: Matt Curtin, Nathan Farrell, Tony Chiazza
 Attendance: 9,314 • Technical Fouls: None

Score by Periods	1st	2nd	Total
Siena	27	47	74
Duke	44	48	92

[5/4] Duke 113, Bryant 75
Game 2 • Nov. 14, 2015 • Durham, N.C.

	FG	3FG	FT	REB	PF	TP	A	TO	B	S	Min
Bryant	3-9	1-2	1-3	2-6-8	4	8	1	3	0	0	24
Garvin f	0-1	0-0	3-4	0-0-0	4	3	0	0	0	0	13
Scocchia f	0-1	0-0	0-0	0-0-0	4	24	2	2	0	0	37
Ware g	9-15	6-11	0-0	0-0-0	0	24	2	2	0	0	37
Kostur g	0-0	0-0	1-2	0-1-1	3	1	1	4	0	0	13
McLaughlin g	2-3	0-0	1-3	0-2-2	4	5	6	6	0	0	39
Zouzoua f	6-12	4-7	0-0	2-2-4	4	16	1	2	1	1	35
Toe f	0-0	0-0	0-0	0-0-0	0	0	0	0	0	0	1
McHugh f	0-1	0-0	0-0	0-1-1	0	0	1	0	0	0	1
Pettway f	4-8	0-0	0-0	2-1-3	2	8	0	1	0	1	19
Riley f	3-6	2-4	0-0	2-3-5	2	8	1	2	0	0	14
Levene f	1-2	0-1	0-0	0-0-0	0	2	0	0	0	0	1
Oakley f	0-1	0-1	0-0	0-0-0	0	0	0	0	0	0	3
Team				3-0-3							
Totals	28-58	13-26	6-12	11-16-27	23	75	13	19	2	1	200
Pct.	48.3	50.0	50.0	DR: 2.1							

FGS (1st half: 12-25, 48.0%; 2nd half: 16-33, 48.5%)
 3FGS (1st half: 4-11, 36.4%; 2nd half: 9-15, 60.0%)
 FTS (1st half: 4-7, 57.1%; 2nd half: 2-5, 40.0%)

	FG	3FG	FT	REB	PF	TP	A	TO	B	S	Min
Duke	7-11	4-6	3-4	1-2-3	2	21	2	1	1	2	24
Ingram f	5-9	0-0	1-1	8-3-11	3	11	1	0	0	2	24
Jefferson f	1-3	0-0	6-11	5-3-8	2	8	1	1	3	1	28
Plumlee c	8-18	3-7	9-10	1-2-3	1	28	6	2	1	1	32
Allen g	7-9	5-6	0-0	1-0-1	3	19	2	1	0	2	22
Jones g	2-3	0-0	3-3	2-2-4	2	7	0	0	1	1	16
Kennard f	5-9	1-5	0-0	0-4-4	1	11	1	0	0	3	22
Thornton f	2-9	0-2	0-0	1-4-5	2	4	4	1	0	1	27
Vrankovic f	2-2	0-0	0-0	1-2-3	0	4	0	0	0	1	4
Pagliuca f	0-0	0-0	0-0	0-0-0	0	0	0	0	0	0	1
Team				0-1-1							
Totals	39-73	13-26	22-29	20-23-43	16	113	17	6	6	14	200
Pct.	53.4	50.0	75.9	DR: 4							

FGS (1st half: 17-35, 48.6%; 2nd half: 22-38, 57.9%)
 3FGS (1st half: 8-11, 72.7%; 2nd half: 5-15, 33.3%)
 FTS (1st half: 17-20, 85.0%; 2nd half: 5-9, 55.6%)

Officials: Donnie Eppley, Jim Bruno, Joe Palacz
 Attendance: 9,314 • Technical Fouls: None

Score by Periods	1st	2nd	Total
Bryant	32	43	75
Duke	59	54	113

[5/4] Duke 63, [2/21] Kentucky 74
Game 3 • Nov. 17, 2015 • Chicago, Ill.

	FG	3FG	FT	REB	PF	TP	A	TO	B	S	Min
Kentucky	5-10	0-0	0-0	5-5-10	5	10	1	1	2	0	22
Lee f	3-5	0-0	1-2	2-2-4	5	7	1	2	1	0	13
Labissiere f	5-8	1-1	1-3	0-3-3	1	12	1	1	0	2	31
Briscoe g	3-5	0-0	0-0	3-2-5	2	16	5	3	0	4	38
Murray g	6-13	0-4	6-6	0-4-4	0	18	6	0	1	2	40
Ulis g	1-3	0-0	2-1-3	3	2	1	1	2	0	12	
Humphries f	3-10	0-1	3-5	4-3-7	4	9	0	0	1	0	30
Poythress f	0-1	0-0	0-0	0-0-0	1	0	0	0	0	0	7
Willis f	0-0	0-0	0-0	0-0-0	0	0	0	0	0	1	7
Team				10-1							
Totals	30-67	3-10	11-18	17-22-39	21	74	15	9	7	9	200
Pct.	44.8	30.0	61.1	DR: 3							

FGS (1st half: 16-37, 43.2%; 2nd half: 14-30, 46.7%)
 3FGS (1st half: 2-6, 33.3%; 2nd half: 4-13, 30.8%)
 FTS (1st half: 3-6, 50.0%; 2nd half: 8-12, 66.7%)

	FG	3FG	FT	REB	PF	TP	A	TO	B	S	Min
Duke	1-6	0-0	2-2	0-1-1	4	4	1	4	1	0	19
Ingram f	7-8	0-0	2-4	8-7-15	2	16	0	2	0	0	35
Jefferson f	4-6	0-0	4-8	4-6-10	2	12	1	0	6	0	36
Plumlee c	5-11	3-6	3-4	0-0-0	2	16	2	0	0	2	35
Jones g	2-11	1-2	1-3	0-3-3	4	6	1	4	0	1	28
Allen g	3-7	1-2	0-0	0-3-3	3	7	3	4	0	0	29
Thornton f	0-0	0-0	0-0	0-0-0	3	0	0	1	1	0	4
Jeter f	0-5	0-3	2-2	1-1-2	0	2	1	0	0	0	14
Kennard f				2-3-5							1
Team				10-1							
Totals	22-54	5-13	14-23	15-24-39	20	63	9	16	8	3	200
Pct.	40.7	38.5	60.9	DR: 4							

FGS (1st half: 12-33, 36.4%; 2nd half: 10-21, 47.6%)
 3FGS (1st half: 2-7, 28.6%; 2nd half: 3-6, 50.0%)
 FTS (1st half: 5-9, 55.6%; 2nd half: 9-14, 64.3%)

Officials: Doug Sirmons, Roger Ayers, Tony Greene
 Attendance: 20,917 • Technical Fouls: None

Score by Periods	1st	2nd	Total
Kentucky	37	37	74
Duke	48	31	63

[5/4] Duke 79, VCU 71
Game 4 • Nov. 20, 2015 • New York, N.Y.

	FG	3FG	FT	REB	PF	TP	A	TO	B	S	Min
Duke	2-7	0-3	4-11	1-4-5	1	8	2	2	1	0	26
Ingram f	2-3	0-0	2-7	4-3-7	4	6	1	2	3	0	34
Jefferson f	2-2	0-0	0-0	0-3-3	1	4	0	1	2	2	21
Plumlee c	7-11	2-3	3-5	0-0-0	4	19	4	3	0	2	31
Thornton g	4-11	2-6	0-0	2-4-6	2	10	3	4	0	0	31
Allen g	9-15	4-8	8-9	0-6-6	1	30	3	3	1	1	37
Kennard f	0-4	0-3	2-2	1-3-4	1	2	0	0	0	0	20
Team				4-4-8							
Totals	26-53	8-23	19-34	12-27-39	14	79	13	14	6	5	200
Pct.	49.1	34.8	55.9	DR: 8							

[6/3] Duke 85, Utah State 52
Game 7 • Nov. 29, 2015 • Durham, N.C.

Utah State	FG	3FG	FT	REB	PF	TP	A	TO	B	S	Min
J. Moore	f	3-10	0-2	2-2	1-2	3	8	0	2	0	1 30
Jones	f	2-6	0-0	0-1	5-0-5	2	4	1	0	2	19
Perkins	g	3-6	0-1	0-0	0-2-2	1	6	0	4	0	3 27
Pearre	g	3-5	0-1	0-0	0-2-2	4	6	0	2	0	0 23
Smith	g	4-11	3-5	2-2	0-4-4	3	13	0	0	1	1 33
Cureton	g	0-0	0-0	0-2	0-0-0	1	0	0	1	0	0 5
Rector	g	2-7	0-1	2-2	1-2-3	0	6	3	2	0	1 23
Evans	g	2-9	0-1	4-4	1-2-3	2	8	0	0	0	0 21
Bolton III	g	0-0	0-0	0-0	0-0-0	1	0	2	0	0	0 2
Taylor	g	0-1	0-0	1-2	0-0-0	2	1	0	0	0	0 10
G. Moore	g	0-2	0-1	0-0	1-1-2	1	0	0	1	0	0 7
Team				1-2-3							
Totals		19-57	3-12	11-15	10-16-26	20	52	6	13	1	8 200
Pct.		33.3	25.0	73.3							DR: 2

FGS (1st half: 11-29, 37.9%; 2nd half: 8-28, 28.6%)
 3FGS (1st half: 1-6, 16.7%; 2nd half: 2-6, 33.3%)
 FTS (1st half: 4-4, 100.0%; 2nd half: 7-11, 63.6%)

Duke	FG	3FG	FT	REB	PF	TP	A	TO	B	S	Min
Ingram	f	2-4	0-0	4-6	3-3-6	2	8	2	1	2	1 25
Jefferson	f	6-7	0-0	1-1	4-5-9	0	13	2	2	2	2 29
Plumlee	c	3-3	0-0	3-3	0-8-8	2	9	1	1	2	2 27
Allen	g	8-15	2-5	4-4	1-4-5	1	22	2	0	1	1 29
Jones	g	2-6	2-4	0-0	0-0-0	2	6	1	2	0	0 24
Jeter	g	1-1	0-0	1-2	1-2-3	2	3	2	1	0	0 13
Kennard	g	7-9	4-5	4-5	0-1-1	1	22	1	4	0	1 26
Thornton	g	1-9	0-1	0-2	0-0-0	4	2	2	1	0	2 19
Vrankovic	g	0-0	0-0	0-0	0-1-1	2	0	0	2	1	0 4
Obi	g	0-0	0-0	0-0	0-0-0	3	0	0	0	0	0 2
Pagliuca	g	0-0	0-0	0-0	0-2-2	0	0	0	1	0	0 2
Team				1-4-5							
Totals		30-54	8-15	17-23	10-33-40	19	85	13	15	8	9 200
Pct.		55.6	53.3	73.9							DR: 4

FGS (1st half: 14-29, 48.3%; 2nd half: 16-25, 64.0%)
 3FGS (1st half: 3-8, 37.5%; 2nd half: 5-7, 71.4%)
 FTS (1st half: 7-8, 87.5%; 2nd half: 10-15, 66.7%)

Officials: Les Jones, Tim Comer, Tim Clougherty
 Attendance: 9,314 • Technical Fouls: None

Score by Periods	1st	2nd	Total
Utah State	27	25	52
Duke	38	47	85

[7/5] Duke 94, Indiana 74
Game 8 • Dec. 2, 2015 • Durham, N.C.

Indiana	FG	3FG	FT	REB	PF	TP	A	TO	B	S	Min
Williams	f	6-7	0-0	5-7	0-3-3	3	17	0	2	1	24
Hartman	f	1-3	1-2	0-0	0-0-0	0	3	2	1	0	0 27
Bryant	c	2-4	0-0	2-4	0-0-0	3	6	2	1	2	1 26
Blackmon, Jr.	g	5-12	1-4	3-3	1-2-3	1	14	1	0	0	1 28
Ferrell	g	6-16	1-5	2-2	1-2-3	3	15	5	0	0	2 36
Bieffeldt	g	1-3	1-2	0-0	1-2-3	2	3	1	1	1	0 12
Zeisloft	g	2-2	2-2	0-0	0-1-1	1	6	0	2	0	0 17
Anunoby	g	1-1	0-0	0-0	0-0-0	1	2	0	0	0	0 7
Johnson	g	3-5	1-2	1-1	2-4-6	2	8	2	2	0	0 22
Burton	g	0-0	0-0	0-0	0-0-0	0	0	0	0	0	0 1
Team				4-2-6							
Totals		27-53	7-17	13-17	9-16-25	16	74	13	9	4	5 200
Pct.		50.9	41.2	76.5							DR: 2

FGS (1st half: 17-33, 51.5%; 2nd half: 10-20, 50.0%)
 3FGS (1st half: 6-11, 54.5%; 2nd half: 1-6, 16.7%)
 FTS (1st half: 2-5, 40.0%; 2nd half: 11-12, 91.7%)

Duke	FG	3FG	FT	REB	PF	TP	A	TO	B	S	Min
Ingram	f	10-15	4-6	0-0	4-2-6	4	24	2	2	0	1 32
Jefferson	f	3-7	0-0	2-2	6-5-11	2	8	8	1	3	0 35
Plumlee	c	1-3	0-0	2-4	1-4-5	4	4	1	1	0	1 20
Allen	g	7-11	0-1	2-2	1-4-5	2	16	3	0	0	0 38
Jones	g	9-19	5-11	0-0	2-1-3	2	23	1	0	1	2 37
Kennard	g	3-10	1-5	0-0	2-2-4	2	7	2	0	1	0 22
Thornton	g	4-5	1-1	3-3	0-0-0	1	12	1	2	0	0 16
Pagliuca	g	0-0	0-0	0-0	0-0-0	0	0	0	0	0	0 0+
Team				3-1-4							
Totals		37-70	11-24	9-11	19-19-38	17	94	18	6	5	4 200
Pct.		52.9	45.8	81.8							DR: 0

FGS (1st half: 20-37, 54.1%; 2nd half: 17-33, 51.5%)
 3FGS (1st half: 6-13, 46.2%; 2nd half: 5-11, 45.5%)
 FTS (1st half: 5-7, 71.4%; 2nd half: 4-4, 100.0%)

Officials: Mike Eades, Roger Ayers, Ed Corbett
 Attendance: 9,314 • Technical Fouls: Indiana - Johnson, Robert. Duke - None

Score by Periods	1st	2nd	Total
Indiana	42	32	74
Duke	51	43	94

[7/5] Duke 82, Buffalo 59
Game 9 • Dec. 5, 2015 • Durham, N.C.

Buffalo	FG	3FG	FT	REB	PF	TP	A	TO	B	S	Min
Wigginton	f	2-6	0-0	1-3	1-4-5	3	5	0	2	1	0 18
Smart	f	3-6	0-0	0-0	4-5-9	3	6	0	1	1	0 24
Bearden	g	2-4	0-1	6-8	2-0-2	4	10	3	1	0	0 25
Conner	g	1-4	0-2	3-4	0-3-3	2	5	2	1	0	1 28
Skeete	g	2-12	2-7	0-0	2-3-5	2	6	0	1	0	0 27
Hamilton	g	1-11	0-4	0-0	0-2-2	4	2	1	3	1	1 26
Massinburg	g	8-12	1-3	0-1	0-4-4	2	17	1	0	1	0 21
Disalvo	g	0-1	0-1	0-0	0-0-0	1	0	0	0	0	0 1
Rakicevic	g	1-3	0-1	0-0	2-1-3	2	2	1	1	0	2 11
Pino	g	0-0	0-0	0-0	0-0-0	0	0	0	0	0	0 1
Perkins	g	2-7	2-4	0-0	2-4-6	4	6	0	4	2	1 18
Team				2-1-3							
Totals		22-66	5-23	10-16	15-27-42	27	59	8	14	6	5 200
Pct.		33.3	21.7	62.5							DR: 3

FGS (1st half: 10-32, 31.3%; 2nd half: 12-34, 35.3%)
 3FGS (1st half: 2-11, 18.2%; 2nd half: 3-12, 25.0%)
 FTS (1st half: 2-5, 40.0%; 2nd half: 8-11, 72.7%)

Duke	FG	3FG	FT	REB	PF	TP	A	TO	B	S	Min
Ingram	f	8-15	2-4	5-7	3-5-8	3	23	0	3	4	2 38
Jefferson	f	5-6	0-0	3-4	1-7-8	4	13	0	0	1	0 28
Plumlee	c	0-2	0-0	1-2	0-1-1	1	1	4	1	1	1 23
Allen	g	5-15	1-3	11-13	0-11-11	1	22	1	2	0	1 36
Jones	g	2-8	1-4	3-4	1-3-4	2	8	0	0	0	0 32
Jeter	g	0-2	0-0	0-0	0-0-0	1	0	0	0	0	0 3
Kennard	g	2-7	1-3	2-2	2-1-3	2	7	0	1	0	0 15
Thornton	g	2-4	0-0	4-4	0-2-2	1	8	5	0	0	0 24
Pagliuca	g	0-0	0-0	0-0	0-0-0	0	0	0	0	0	0 1
Team				4-2-6							
Totals		24-59	5-14	29-36	11-32-43	15	82	10	7	6	4 200
Pct.		40.7	35.7	80.6							DR: 2

FGS (1st half: 10-31, 32.3%; 2nd half: 14-28, 50.0%)
 3FGS (1st half: 1-7, 14.3%; 2nd half: 4-7, 57.1%)
 FTS (1st half: 13-17, 76.5%; 2nd half: 16-19, 84.2%)

Officials: Jerry Heater, Alfred Smith, Joe Lindsay
 Attendance: 9,314 • Technical Fouls: None

Score by Periods	1st	2nd	Total
Buffalo	24	35	59
Duke	34	48	82

[7/6] Duke 99, Georgia Southern 65
Game 10 • Dec. 15, 2015 • Durham, N.C.

Georgia Southern	FG	3FG	FT	REB	PF	TP	A	TO	B	S	Min
Glenn	f	1-5	0-1	0-0	1-2-3	1	11	3	2	0	1 11
Devo. Boykins	g	5-9	1-4	0-0	0-1-1	1	11	3	2	0	0 26
Hughes	g	6-9	2-3	0-0	0-1-1	2	14	2	1	1	0 26
Smith	g	1-9	0-3	0-0	3-0-3	4	2	1	2	0	1 20
Brown	g	8-18	4-6	0-2	2-2-2	3	20	4	0	0	2 34
Devi. Boykins	g	2-6	1-1	0-0	0-1-1	3	5	3	0	0	0 18
Allsmiller	g	0-3	0-2	0-0	2-2-4	4	0	0	0	0	0 17
O'Connell	g	3-4	0-0	0-2	1-4-5	2	6	0	1	0	1 23
McRae	g	1-1	0-0	0-0							

SEASON IN REVIEW

[20/12] Duke 62, Syracuse 64
Game 19 • Jan. 19, 2016 • Durham, N.C.

Syracuse	FG	3FG	FT	REB	PF	TP	A	TO	B	S	Min
Roberson	f	7-14	0-0	0-3	12-8-20	1	14	3	0	0	36
Coleman	c	0-4	0-0	0-0	2-3-5	3	0	2	0	1	14
Gbinije	g	6-11	2-5	0-1	1-0-1	4	14	9	4	0	38
Cooney	g	4-15	4-9	2-2	0-1-1	2	14	0	1	0	39
Richardson	g	5-16	3-6	1-2	0-6-6	2	14	1	0	0	37
Howard	g	0-2	0-0	0-0	1-0-1	0	0	1	1	0	7
Lydon	g	3-9	2-3	0-0	6-3-9	2	8	0	0	1	29
Team					4-2-6						
Totals		25-71	11-23	3-8	26-23-49	14	64	14	8	1	5 200
Pct.		35.2	47.8	37.5	DR: 0						

FGS (1st half: 10-32, 31.3%; 2nd half: 15-39, 38.5%)
 3FGS (1st half: 4-6, 66.7%; 2nd half: 7-17, 41.2%)
 FTS (1st half: 2-4, 50.0%; 2nd half: 1-4, 25.0%)

Duke	FG	3FG	FT	REB	PF	TP	A	TO	B	S	Min
Ingram	f	5-12	3-8	0-0	4-7-11	2	13	3	3	0	40
Plumlee	c	7-11	0-0	5-8	11-6-17	1	19	0	1	4	38
Allen	g	7-15	3-8	1-1	0-1-1	2	18	1	2	1	38
Kennard	g	0-9	0-7	0-0	0-4-4	2	0	2	0	0	28
Jones	g	2-11	2-11	0-0	0-2-2	4	6	7	0	0	32
Thornton	g	2-4	2-3	0-0	1-2-3	3	6	1	2	0	22
Obi	g	0-0	0-0	0-0	0-0-0	1	0	0	1	0	0
Team					2-2-4						
Totals		23-62	10-37	6-9	18-24-42	15	62	14	9	5	4 200
Pct.		37.1	27.0	66.7	DR: 1.1						

FGS (1st half: 9-30, 30.0%; 2nd half: 14-32, 43.8%)
 3FGS (1st half: 5-21, 23.8%; 2nd half: 5-16, 31.3%)
 FTS (1st half: 6-6, 100.0%; 2nd half: 0-3, 0.0%)

Officials: Roger Ayers, Bryan Kersey, Michael Roberts
 Attendance: 9,314 • Technical Fouls: None

Score by Periods	1st	2nd	Total
Syracuse	26	38	64
Duke	29	33	62

[20/12] Duke 88, NC State 78
Game 20 • Jan. 23, 2016 • Raleigh, N.C.

Duke	FG	3FG	FT	REB	PF	TP	A	TO	B	S	Min
Allen	g	11-17	1-5	5-5	1-6-7	4	28	7	1	0	34
Kennard	g	4-12	2-8	2-2	0-1-1	2	12	1	1	0	31
Jones	g	2-6	2-3	2-2	1-0-1	2	8	3	1	1	36
Ingram	f	10-16	4-6	1-3	1-6-7	2	25	3	3	1	29
Plumlee	c	3-4	0-0	4-6	6-2-8	4	10	2	0	1	39
Thornton	g	2-4	1-3	0-0	0-3-3	1	5	0	3	0	20
Obi	g	0-0	0-0	0-0	0-0-0	0	0	0	0	0	1
Team					1-3-4						
Totals		32-59	10-25	14-18	10-21-31	15	88	16	9	3	4 200
Pct.		54.2	40.0	77.8	DR: 2.1						

FGS (1st half: 15-35, 42.9%; 2nd half: 17-24, 70.8%)
 3FGS (1st half: 3-14, 21.4%; 2nd half: 7-11, 63.6%)
 FTS (1st half: 3-5, 60.0%; 2nd half: 11-13, 84.6%)

NC State	FG	3FG	FT	REB	PF	TP	A	TO	B	S	Min
Abu	f	6-9	0-0	2-6	1-4-5	4	14	2	2	1	28
Barber	g	8-14	3-4	0-0	0-0-0	1	19	1	2	0	39
Co. Martin	g	6-8	1-1	0-0	2-2-4	5	13	4	3	0	28
Anyia	f	2-5	0-0	0-0	2-2-4	2	4	0	1	1	19
Rowan	g	3-11	1-8	5-5	0-2-2	2	12	4	0	0	35
Freeman	g	1-3	0-0	0-0	2-5-7	3	2	6	0	0	26
Ca. Martin	g	5-10	3-8	1-2	1-3-4	0	14	2	1	0	25
Team					1-1-2						
Totals		31-60	8-21	8-13	9-19-28	17	78	19	9	2	5 200
Pct.		51.7	38.1	61.5	DR: 3						

FGS (1st half: 17-30, 56.7%; 2nd half: 14-30, 46.7%)
 3FGS (1st half: 6-9, 66.7%; 2nd half: 1-2, 16.7%)
 FTS (1st half: 3-4, 75.0%; 2nd half: 5-9, 55.6%)

Officials: Tim Nestor, Bill Covington, Brian O'Connell
 Attendance: 19,500 • Technical Fouls: None

Score by Periods	1st	2nd	Total
Duke	36	52	88
NC State	43	35	78

[24/20] Duke 69, [15/13] Miami 80
Game 21 • Jan. 25, 2016 • Coral Gables, Fla.

Duke	FG	3FG	FT	REB	PF	TP	A	TO	B	S	Min
Allen	g	6-17	1-5	4-6	3-1-4	3	17	2	0	1	39
Kennard	g	3-8	1-3	2-3	0-5-5	1	9	2	0	0	32
Jones	g	4-11	2-5	0-0	3-1-4	5	10	0	2	0	33
Ingram	f	8-13	1-3	2-2	3-7-10	2	19	2	4	0	39
Plumlee	c	1-4	0-0	5-6	4-5-9	1	7	1	1	0	36
Jeter	g	0-1	0-0	0-0	0-0-0	1	0	0	0	0	2
Thornton	g	3-6	1-4	0-0	0-0-0	0	7	1	0	0	19
Team					3-2-5						
Totals		25-60	6-20	13-17	16-21-37	13	69	8	11	0	3 200
Pct.		41.7	30.0	76.5	DR: 1						

FGS (1st half: 12-28, 42.9%; 2nd half: 13-32, 40.6%)
 3FGS (1st half: 3-11, 27.3%; 2nd half: 3-9, 33.3%)
 FTS (1st half: 4-5, 80.0%; 2nd half: 9-12, 75.0%)

Miami	FG	3FG	FT	REB	PF	TP	A	TO	B	S	Min
Murphy	f	2-4	0-0	0-0	1-4-5	3	4	0	1	2	29
Jekiri	c	3-7	0-0	1-1	6-4-10	3	7	3	0	2	30
Reed	g	6-10	2-5	0-0	1-3-4	3	14	1	0	1	27
McClellan	g	8-12	1-3	4-6	0-2-2	2	21	3	1	1	33
Rodriguez	g	4-9	3-7	2-2	0-5-5	2	13	11	1	0	32
Newton	g	6-11	0-0	3-4	2-3-5	1	15	5	2	0	23
Palmer	g	1-5	1-4	3-4	0-0-0	0	6	0	0	1	11
Cruz Uceda	g	0-1	0-1	0-0	1-1-2	2	0	1	1	0	11
Team					0-0-0						
Totals		30-59	7-20	13-17	11-22-33	16	80	24	7	7	3 200
Pct.		50.8	35.0	76.5	DR: 1						

FGS (1st half: 13-29, 44.8%; 2nd half: 17-30, 56.7%)
 3FGS (1st half: 6-12, 50.0%; 2nd half: 1-8, 12.5%)
 FTS (1st half: 3-4, 75.0%; 2nd half: 10-13, 76.9%)

Officials: Michael Stephens, John Gaffney, Pat Driscoll
 Attendance: 7,972 • Technical Fouls: None

Score by Periods	1st	2nd	Total
Duke	31	38	69
Miami	35	45	80

Duke 80, Georgia Tech 71
Game 22 • Feb. 2, 2016 • Atlanta, Ga.

Duke	FG	3FG	FT	REB	PF	TP	A	TO	B	S	Min
Ingram	f	3-15	1-4	7-8	1-9-10	0	14	2	2	4	0 39
Plumlee	c	4-4	0-0	0-2	4-8-12	4	8	2	1	0	0 31
Allen	g	9-17	7-10	2-2	1-6-7	5	27	4	3	0	1 37
Thornton	g	7-11	1-3	0-2	0-4-4	0	15	3	2	0	1 30
Jones	g	2-6	2-5	0-0	1-1-2	1	6	4	1	0	1 39
Jeter	g	1-1	0-0	0-0	0-1-1	4	2	0	0	0	0 8
Kennard	g	2-4	0-1	4-4	0-1-1	2	8	1	0	0	0 15
Vrankovic	g	0-0	0-0	0-0	0-0-0	1	0	0	1	0	0 1
Team					2-0-2						
Totals		28-58	11-23	13-18	9-30-39	17	80	16	10	4	3 200
Pct.		48.3	47.8	72.2	DR: 2						

FGS (1st half: 12-29, 41.4%; 2nd half: 16-29, 55.2%)
 3FGS (1st half: 6-13, 46.2%; 2nd half: 5-10, 50.0%)
 FTS (1st half: 6-8, 75.0%; 2nd half: 7-10, 70.0%)

Georgia Tech	FG	3FG	FT	REB	PF	TP	A	TO	B	S	Min
Jacobs	f	8-14	0-0	1-1	3-5-8	2	17	0	1	0	1 25
White	f	2-4	0-0	0-0	3-4-7	2	4	1	0	0	0 18
Smith	g	8-19	1-6	0-1	2-4-6	0	17	1	0	0	0 32
Georges-Hunt	g	3-9	1-5	3-4	0-2-2	2	10	7	1	1	1 32
Heath	g	0-2	0-0	0-0	0-0-0	1	0	3	0	0	0 15
Mitchell	g	1-4	0-0	0-0	1-5-6	0	2	0	1	0	0 11
Jackson	g	6-13	0-6	3-5	0-0-0	0	15	0	1	0	0 22
Jorgenson	g	1-2	0-1	0-0	0-1-1	1	2	3	0	0	0 12
Stephens	g	1-4	0-1	0-0	1-2-3	4	2	1	2	1	2 20
Lammers	g	1-2	0-0	0-0	2-1-3	4	2	0	0	0	0 13
Team					2-0-2						
Totals		31-73	2-9	7-11	14-24-38	16	71	<			

Duke 63, [7/7] Virginia 62
Game 25 • Feb. 13, 2016 • Durham, N.C.

Virginia	FG	3FG	FT	REB	PF	TP	A	TO	B	S	Min
Gill	f	5-11	0-0	2-2	1-3	4	12	1	0	0	24
Wilkins	f	4-6	0-0	0-0	3-2	5	8	0	0	0	12
Hall	g	1-3	0-2	0-0	0-4	3	2	1	0	0	25
Brogdon	g	7-16	1-6	3-3	0-5	1	18	3	2	0	33
Perrantes	g	3-6	0-0	2-2	0-3	1	8	2	2	0	39
Shayok	g	1-1	0-0	1-2	0-0	3	3	4	0	1	16
Tobey	g	4-7	0-0	0-0	1-2	3	1	8	1	0	19
Nolte	g	1-2	1-2	0-0	0-1	1	3	0	1	0	10
Thompson	g	0-2	0-1	0-0	0-1	2	0	1	1	0	22
Team				0-0							
Totals		26-54	2-11	8-9	5-21	19	62	13	7	1	3 200
Pct.		48.1	18.2	88.9	DR: 0						

FGS (1st half: 14-27, 51.9%; 2nd half: 12-27, 44.4%)
 3FGS (1st half: 2-6, 33.3%; 2nd half: 0-5, 0.0%)
 FTS (1st half: 4-4, 100.0%; 2nd half: 4-5, 80.0%)

Duke	FG	3FG	FT	REB	PF	TP	A	TO	B	S	Min
Ingram	f	10-22	4-9	1-3	3-4	7	25	1	4	0	38
Plumlee	c	2-3	0-0	1-2	4-6	2	5	0	1	1	39
Allen	g	4-11	0-4	7-11	1-6	7	15	7	1	0	24
Thornton	g	2-8	0-3	0-0	1-3	4	4	4	0	2	34
Jones	g	5-6	4-5	0-0	0-2	3	14	0	2	0	36
Jeter	g	0-0	0-0	0-0	0-0	0	0	0	0	0	1
Kennard	g	0-1	0-1	0-0	0-1	0	0	1	0	0	12
Team				1-2							
Totals		23-51	8-22	9-16	10-24	34	13	63	12	10	1 5 200
Pct.		45.1	36.4	56.3	DR: 4						

FGS (1st half: 13-26, 50.0%; 2nd half: 10-25, 40.0%)
 3FGS (1st half: 4-13, 30.8%; 2nd half: 4-9, 44.4%)
 FTS (1st half: 1-2, 50.0%; 2nd half: 8-14, 57.1%)

Officials: Bryan Kersey, Terry Wymer, Tim Nestor
 Attendance: 9,314 • Technical Fouls: None

Score by Periods	1st	2nd	Total
Virginia	34	28	62
Duke	31	32	63

[20/19] Duke 74, [5/4] North Carolina 73
Game 26 • Feb. 17, 2016 • Chapel Hill, N.C.

Duke	FG	3FG	FT	REB	PF	TP	A	TO	B	S	Min
Ingram	f	7-21	2-5	4-4	4-6	10	20	4	1	2	40
Plumlee	c	5-5	0-0	1-2	4-7	4	11	0	1	0	35
Allen	g	7-18	1-5	8-10	1-6	7	23	0	2	0	40
Thornton	g	2-9	1-4	0-0	0-2	3	5	2	0	1	29
Jones	g	0-3	0-1	0-0	0-1	0	0	0	0	0	9
Jeter	g	0-0	0-0	0-0	1-0	2	0	0	1	0	5
Kennard	g	6-9	3-4	0-0	0-1	2	15	1	1	0	32
Team				1-4							
Totals		27-65	7-19	13-16	11-23	34	15	74	7	3	6 200
Pct.		41.5	36.8	81.3	DR: 0,1						

FGS (1st half: 16-36, 44.4%; 2nd half: 11-29, 37.9%)
 3FGS (1st half: 4-9, 44.4%; 2nd half: 3-10, 30.0%)
 FTS (1st half: 6-7, 85.7%; 2nd half: 7-9, 77.8%)

North Carolina	FG	3FG	FT	REB	PF	TP	A	TO	B	S	Min
Meeks	f	3-7	0-0	0-0	2-6	8	6	0	0	1	22
Johnson	f	13-17	0-0	3-5	7-12	19	29	2	3	0	33
Jackson	f	6-13	0-2	1-1	6-8	1	13	3	0	1	32
Berry II	g	2-12	1-3	3-3	0-2	4	8	1	0	0	29
Paige	g	2-10	0-6	3-4	0-0	1	7	3	3	0	35
Britt	g	1-3	0-2	2-2	0-1	1	4	6	1	0	14
Pinson	g	1-2	0-0	0-0	0-0	2	2	2	1	0	14
Hicks	g	2-5	0-0	0-0	2-4	3	4	0	1	2	13
Maye	g	0-1	0-0	0-0	0-2	0	0	0	0	0	5
James	g	0-0	0-0	0-0	0-0	0	0	0	0	0	3
Team				1-2							
Totals		30-70	1-13	12-15	18-28	44	73	17	10	7	1 200
Pct.		42.9	7.7	80.0	DR: 1,2						

FGS (1st half: 19-39, 50.0%; 2nd half: 11-32, 34.4%)
 3FGS (1st half: 1-8, 12.5%; 2nd half: 0-5, 0.0%)
 FTS (1st half: 7-8, 87.5%; 2nd half: 5-7, 71.4%)

Officials: Mike Eades, Les Jones, Michael Stephens
 Attendance: 21,750 • Technical Fouls: None

Score by Periods	1st	2nd	Total
Duke	42	32	74
North Carolina	46	27	73

[20/19] Duke 64, [18/--] Louisville 71
Game 27 • Feb. 20, 2016 • Louisville, Ky.

Duke	FG	3FG	FT	REB	PF	TP	A	TO	B	S	Min
Ingram	f	3-10	2-5	0-1	2-3	5	8	2	10	0	39
Plumlee	c	3-5	0-0	0-1	3-11	4	6	2	1	1	38
Allen	g	8-12	5-8	8-9	0-1	6	29	3	5	0	36
Kennard	g	3-10	1-5	2-4	0-1	5	9	3	0	0	36
Thornton	g	3-9	1-2	0-0	0-3	1	7	0	2	0	34
Jeter	g	1-1	0-0	3-3	2-0	2	5	1	0	0	17
Pagliuca	g	0-0	0-0	0-0	1-0	1	0	0	0	0	0+
Team				1-2							
Totals		21-47	9-20	13-18	9-20	29	19	64	11	18	1 5 200
Pct.		44.7	45.0	72.2	DR: 2						

FGS (1st half: 13-26, 50.0%; 2nd half: 8-21, 38.1%)
 3FGS (1st half: 7-12, 58.3%; 2nd half: 2-8, 25.0%)
 FTS (1st half: 4-5, 80.0%; 2nd half: 9-13, 69.2%)

Louisville	FG	3FG	FT	REB	PF	TP	A	TO	B	S	Min
Johnson	f	2-5	0-0	2-2	2-13	4	6	0	0	0	18
Adel	f	5-7	1-2	1-2	2-3	2	12	2	2	0	28
Onuaku	c	5-7	0-0	0-2	2-9	11	10	3	5	4	37
Lee	g	8-17	3-7	5-8	1-3	4	24	2	1	0	35
Snider	g	1-3	1-2	0-0	0-0	1	3	0	1	0	17
Lewis	g	4-12	0-3	0-2	1-1	3	8	5	0	0	31
Stockman	g	0-0	0-0	0-0	0-0	1	0	0	0	1	2
Henderson	g	0-0	0-0	0-0	0-0	0	0	0	0	0	0+
Spalding	g	3-3	1-1	1-2	1-2	3	8	3	1	2	19
Mitchell	g	0-2	0-0	1-2	1-0	2	0	2	1	0	13
Team				1-2							
Totals		28-56	6-17	9-18	11-20	31	71	17	11	7	8 200
Pct.		50.0	35.3	50.0	DR: 6						

FGS (1st half: 13-25, 52.0%; 2nd half: 15-31, 48.4%)
 3FGS (1st half: 2-7, 28.6%; 2nd half: 4-10, 40.0%)
 FTS (1st half: 1-2, 50.0%; 2nd half: 8-16, 50.0%)

Officials: Brian Dorsey, Joe Lindsay, Brian O'Connell
 Attendance: 22,785
 Technical Fouls: Duke-Grayson Allen; TEAM: Louisville-Jaylen Johnson.

Score by Periods	1st	2nd	Total
Duke	37	27	64
Louisville	29	42	71

SEASON IN REVIEW

[15/18] Duke 80, Florida State 65
Game 28 • Feb. 25, 2016 • Durham, N.C.

Florida State	FG	3FG	FT	REB	PF	TP	A	TO	B	S	Min
Bojanovsky	c	1-1	0-0	0-0	2-1	4	2	0	0	0	9
Bacon	g	5-11	0-1	2-4	2-8	10	2	12	0	4	34
Beasley	g	4-13	1-6	0-0	1-3	2	9	1	2	0	34
Rathan-Mayes	g	4-6	1-1	4-7	0-4	2	13	1	5	0	19
Brandon	g	0-0	0-0	0-0	0-2	2	0	1	0	1	16
Bookert	g	4-8	2-5	0-0	0-1	0	10	3	1	0	34
Bell	g	1-2	1-1	0-0	0-0	1	3	0	1	0	4
Mann	g	2-3	0-0	0-0	2-2	4	4	2	1	0	19
Koumadje	g	2-2	0-0	0-0	0-0	1	4	0	0	1	9
Smith	g	4-8	0-0	0-0	3-4	3	8	0	1	2	22
Team				0-1							
Totals		27-54	5-14	6-11	10-26	36	21	65	8	15	4 3 200
Pct.		50.0	35.7	54.5	DR: 2						

FGS (1st half: 12-27, 44.4%; 2nd half: 15-27, 55.6%)
 3FGS (1st half: 2-7, 28.6%; 2nd half: 3-7, 42.9%)
 FTS (1st half: 4-8, 50.0%; 2nd half: 2-3, 66.7%)

Duke	FG	3FG	FT	REB	PF	TP	A	TO	B	S	Min
Ingram	f	5-14	2-5	4-5	3-3	6	0	16	2	1	0 2 40
Plumlee	c	4-7	0-0	5-6	5-10	2	13	2	1	1	2 29
Allen	g	7-20	3-10	1-2	0-3	3	0	18	5	1	0 3 40
Thornton	g	2-4	1-2	2-2	0-0	0	5	7	0	1	0 0 20
Jones	g	4-8	3-7	0-0	1-2	3	11	5	1	0	0 34
Jeter	g	1-3	0-0	1-2	1-4	0	3	0	0		

[17/21] Duke 72, [8/8] North Carolina 76
Game 31 • March 5, 2016 • Durham, N.C.

North Carolina	FG	3FG	FT	REB	PF	TP	A	TO	B	S	Min
Meeks	f 6-12	0-0	0-2	6-8-14	1	12	1	3	0	1	24
Johnson	f 6-15	0-0	6-6	12-9-21	3	18	2	3	1	2	35
Jackson	g 4-16	1-5	4-5	2-2-4	2	13	2	1	0	0	31
Berry II	g 3-11	2-9	4-4	0-7-7	1	12	0	1	0	0	35
Paige	g 3-10	1-8	4-4	0-6-6	1	11	3	2	1	1	33
Britt	0-0	0-0	0-0	0-1-1	2	0	3	0	0	0	12
Pinson	2-3	0-1	2-2	3-2-5	0	6	4	2	0	1	21
Hicks	2-6	0-0	0-0	0-0-0	4	4	0	2	0	0	9
Team				4-2-6							
Totals	26-73	4-23	20-23	27-37-64	14	76	15	14	2	5	200
Pct.	35.6	17.4	87.0	DR: 2.1							

FGS (1st half: 15-34, 44.1%; 2nd half: 11-39, 28.2%)
3FGS (1st half: 2-9, 22.2%; 2nd half: 2-14, 14.3%)
FTS (1st half: 8-9, 88.9%; 2nd half: 12-14, 85.7%)

Duke	FG	3FG	FT	REB	PF	TP	A	TO	B	S	Min
Ingram	f 3-12	1-5	3-4	1-7-8	4	10	1	1	2	1	29
Plumlee	c 2-2	0-0	1-5	5-4-9	2	5	1	0	0	1	37
Allen	g 11-28	6-11	1-2	0-4-4	5	29	5	2	0	2	40
Thornton	g 1-4	1-2	0-0	0-1-1	1	3	0	1	0	1	15
Jones	g 2-8	1-7	0-0	0-0-0	2	5	2	1	0	3	36
Jeter	0-0	0-0	0-0	0-1-1	1	0	0	1	0	0	7
Kennard	6-13	4-9	4-4	1-2-3	2	20	2	0	0	2	36
Team				1-2-3							
Totals	25-67	13-34	9-15	8-21-29	17	72	11	6	2	10	200
Pct.	37.3	38.2	60.0	DR: 2							

FGS (1st half: 12-32, 37.5%; 2nd half: 13-35, 37.1%)
3FGS (1st half: 6-15, 40.0%; 2nd half: 7-19, 36.8%)
FTS (1st half: 2-3, 66.7%; 2nd half: 7-12, 58.3%)

Officials: Roger Ayers, Tim Nestor, John Gaffney
Attendance: 9,314 • Technical Fouls: None

Score by Periods	1st	2nd	Total
North Carolina	40	36	76
Duke	32	40	72

[19/21] Duke 92, NC State 89
Game 32 • March 9, 2016 • Washington, D.C.

NC State	FG	3FG	FT	REB	PF	TP	A	TO	B	S	Min
Abu	f 9-12	0-0	1-2	3-6-9	2	19	1	1	0	0	38
Barber	g 10-18	4-7	5-7	0-3-3	1	29	7	3	0	1	39
Ca. Martin	g 7-13	2-4	0-0	0-3-3	2	16	1	1	1	1	33
Co. Martin	g 1-4	0-0	0-0	2-5-7	5	2	4	0	0	1	30
Rowan	g 6-13	3-9	0-0	0-1-1	2	15	0	1	1	0	35
Freeman	0-1	0-0	0-0	0-1-1	1	0	1	0	0	0	4
Anyia	3-4	0-0	2-2	3-3-6	4	8	0	0	1	0	15
Kirk	0-0	0-0	0-0	0-1-1	0	0	0	0	1	0	6
Team				1-2-3							
Totals	36-65	9-20	8-11	9-25-34	17	89	14	6	4	3	200
Pct.	55.4	45.0	72.7	DR: 1							

FGS (1st half: 22-35, 62.9%; 2nd half: 14-30, 46.7%)
3FGS (1st half: 6-10, 60.0%; 2nd half: 3-10, 30.0%)
FTS (1st half: 3-4, 75.0%; 2nd half: 5-7, 71.4%)

Duke	FG	3FG	FT	REB	PF	TP	A	TO	B	S	Min
Ingram	f 7-14	5-7	3-5	1-6-7	0	22	4	0	1	0	40
Plumlee	c 5-5	0-0	7-9	3-7-10	0	17	0	2	4	1	32
Allen	g 6-14	4-9	3-4	0-2-2	4	19	6	2	0	2	39
Kennard	g 10-19	2-7	0-1	1-3-4	2	22	3	0	0	2	35
Jones	g 1-5	1-3	0-0	1-1-2	3	3	2	0	0	0	27
Jeter	2-3	0-0	1-3	2-1-3	2	5	0	0	0	0	8
Thornton	2-3	0-1	0-0	0-0-0	2	4	3	0	0	0	19
Team				2-2-4							
Totals	33-63	12-27	14-22	10-22-32	13	92	18	4	5	5	200
Pct.	52.4	44.4	63.6	DR: 3							

FGS (1st half: 19-31, 61.3%; 2nd half: 14-32, 43.8%)
3FGS (1st half: 7-14, 50.0%; 2nd half: 5-13, 38.5%)
FTS (1st half: 5-10, 50.0%; 2nd half: 9-12, 75.0%)

Officials: Mike Eades, Tim Comer, Louie Andrakakos
Attendance: 18,561 • Technical Fouls: None

Score by Periods	1st	2nd	Total
NC State	53	36	89
Duke	50	42	92

[19/21] Duke 79, Notre Dame 84
Game 33 • March 10, 2016 • Washington, D.C.

Duke	FG	3FG	FT	REB	PF	TP	A	TO	B	S	Min
Ingram	f 5-16	3-7	3-4	4-3-7	4	16	1	5	1	1	36
Plumlee	c 1-2	0-0	0-4	3-1-4	5	2	1	0	1	1	24
Allen	g 7-21	5-15	8-8	1-3-4	5	27	3	1	0	4	44
Kennard	g 2-14	0-6	2-2	3-2-5	2	6	3	3	0	1	39
Jones	g 5-10	3-5	0-0	2-2-4	3	13	2	0	0	3	40
Jeter	3-4	0-0	1-2	3-3-6	5	7	0	1	0	0	14
Thornton	2-6	0-3	2-2	0-0-0	0	6	4	1	0	1	22
Obi	0-0	0-0	2-2	2-2-4	1	2	0	0	0	0	6
Team				4-2-6							
Totals	25-73	11-36	18-24	22-18-40	25	79	14	11	2	11	225
Pct.	34.2	30.6	75.0	DR: 3.1							

FGS (1st half: 14-33, 42.4%; 2nd half: 9-30, 30.0%; OT: 2-10, 20.0%)
3FGS (1st half: 6-17, 35.3%; 2nd half: 4-14, 28.6%; OT: 1-5, 20.0%)
FTS (1st half: 11-12, 91.7%; 2nd half: 3-8, 37.5%; OT: 4-4, 100.0%)

Notre Dame	FG	3FG	FT	REB	PF	TP	A	TO	B	S	Min
Beachem	f 7-12	4-7	1-2	0-2-2	3	19	1	1	1	1	38
Auguste	f 8-13	0-0	3-6	8-14-22	4	19	1	5	1	1	41
Colson	f 5-8	0-0	2-4	6-6-12	3	12	4	2	1	2	35
Jackson	g 3-10	0-3	7-8	1-3-4	2	13	4	4	0	1	44
Vasturia	g 4-11	0-4	4-4	0-3-3	3	12	6	5	0	0	43
Pflueger	0-0	0-0	0-0	0-0-0	2	0	1	1	0	0	8
Ryan	3-6	3-6	0-0	0-0-0	4	9	0	0	0	0	16
Team				0-1-1							
Totals	30-60	7-20	17-24	15-29-44	21	84	17	18	3	5	225
Pct.	50.0	35.0	70.8	DR: 3							

FGS (1st half: 15-27, 55.6%; 2nd half: 13-29, 44.8%; OT: 2-4, 50.0%)
3FGS (1st half: 2-9, 22.2%; 2nd half: 4-9, 44.4%; OT: 1-2, 50.0%)
FTS (1st half: 5-6, 83.3%; 2nd half: 3-6, 50.0%; OT: 9-12, 75.0%)

Officials: Tim Nestor, Bill Covington, Bryan Kersey
Attendance: 18,561 • Technical Fouls: None

Score by Periods	1st	2nd	OT	Total
Duke	45	25	9	79
Notre Dame	37	33	14	84

SEASON IN REVIEW

[19/20] Duke 93, UNC Wilmington 85
Game 34 • March 17, 2016 • Providence, R.I.

UNC Wilmington	FG	3FG	FT	REB	PF	TP	A	TO	B	S	Min
Gettys	c 0-3	0-0	1-2	2-3-5	5	1	1	0	0	0	13
Ponder	g 8-14	3-6	3-3	1-3-4	5	22	4	1	0	2	33
Flemmings	g 7-16	2-7	2-2	1-1-2	4	18	0	2	1	2	39
Ingram	g 6-15	5-10	0-0	0-4-4	3	17	2	1	0	0	39
Bryce	g 6-8	0-0	4-7	4-4-8	2	16	2	2	0	0	32
Talley	1-6	0-1	4-4	0-3-3	4	6	1	0	0	1	17
Cacok	1-1	0-0	0-1	1-0-1	5	2	0	2	1	0	7
Sherwood	1-2	1-2	0-0	0-1-1	4	3	0	0	0	0	8
Bryan	0-3	0-0	0-0	0-1-1	1	0	0	1	0	0	12
Team				4-1-5							
Totals	30-68	11-26	14-19	13-21-34	33	85	10	9	3	5	200
Pct.	44.1	42.3	73.7	DR: 2							

FGS (1st half: 17-33, 51.5%; 2nd half: 13-35, 37.1%)
3FGS (1st half: 6-12, 50.0%; 2nd half: 5-14, 35.7%)
FTS (1st half: 3-6, 50.0%; 2nd half: 11-13, 84.6%)

Duke	FG	3FG	FT	REB	PF	TP	A	TO	B	S	Min
Ingram	f 7-12	1-2	5-10	2-7-9	2	20	3	1	2	1	39
Plumlee	c 9-10	0-0	5-6	2-6-8	5	23	0	1	3	0	29
Allen	g 4-12	0-4	15-17	2-8-10	2	23	5	3	0	0	40
Kennard	g 2-9	1-4	0-0	3-3-6	1	5	1	2	1	2	30
Jones	g 4-7	2-4	2-2	2-3-5	5	12	0	2	0	1	27
Jeter	1-1	0-0	3-5	1-1-2	2	5	0	0	1	0	11
Thornton	2-3	0-1	1-3	0-0-0	1	5	2	1	1	0	24
Team				0-0-0							
Totals	29-54	4-15	31-43	12-28-40	18	93	11	10	8	4	200
Pct.	53.7	26.7	72.1	DR: 4							

FGS (1st half: 14-32, 43.8%; 2nd half: 15-22, 68.2%)
3FGS (1st half: 3-10, 30.0%; 2nd half: 1-5, 20.0%)
FTS (1st half: 9-13, 69.2%; 2nd half: 22-30, 73.3%)

Officials: Lamont Simpson, David Hall, Tony Chiazza, Ed Corbett
Attendance:

2015-16 ACC Individual Statistics

Scoring

	G	PTS	PPG
Anthony Barber, Jr., NC State	33	776	23.5
Grayson Allen, So., Duke	36	779	21.6
Jaron Blossomgame, Jr., Clemson	31	580	18.7
Malcolm Brogdon, Sr., Virginia	37	675	18.2
Michael Gbinije, Sr., Syracuse	37	647	17.5
Brandon Ingram, Fr., Duke	36	624	17.3
Brice Johnson, Sr., North Carolina	40	678	17.0
Marcus Georges-Hunt, Sr., Georgia Tech	36	601	16.7
Sheldon McClellan, Sr., Miami	35	570	16.3
Eli Carter, Sr., Boston College	31	495	16.0
Damion Lee, Sr., Louisville	30	478	15.9
Demetrius Jackson, Jr., Notre Dame	35	553	15.8
Dwayne Bacon, Fr., Florida State	34	536	15.8
Michael Young, Jr., Pittsburgh	33	518	15.7
Devin Thomas, Sr., Wake Forest	29	452	15.6
Malik Beasley, Fr., Florida State	34	529	15.6
Zach LeDay, Jr., Virginia Tech	35	543	15.5
Adam Smith, Sr., Georgia Tech	36	540	15.0
Seth Allen, Jr., Virginia Tech	35	514	14.7
Jamel Artis, Jr., Pittsburgh	33	475	14.4
Zach Auguste, Sr., Notre Dame	36	504	14.0
Bryant Crawford, Fr., Wake Forest	30	413	13.8
Anthony Gill, Sr., Virginia	37	509	13.8
Malachi Richardson, Fr., Syracuse	37	496	13.4
Trevor Cooney, Sr., Syracuse	37	479	12.9

Rebounding

	G	REB	RPG
Zach Auguste, Sr., Notre Dame	36	386	10.7
Brice Johnson, Sr., North Carolina	40	416	10.4
Devin Thomas, Sr., Wake Forest	29	296	10.2
Charles Mitchell, Sr., Georgia Tech	36	349	9.7
Abdul-Malik Abu, So., NC State	33	289	8.8
Tonye Jekiri, Sr., Miami	35	300	8.6
Marshall Plumlee, Sr., Duke	36	308	8.6
Chinanu Onuaku, So., Louisville	31	263	8.5
Tyler Roberson, Jr., Syracuse	37	313	8.5
Zach LeDay, Jr., Virginia Tech	35	275	7.9
Dennis Clifford, Sr., Boston College	31	227	7.3
Michael Young, Jr., Pittsburgh	33	228	6.9
Brandon Ingram, Fr., Duke	36	244	6.8
Jaron Blossomgame, Jr., Clemson	31	207	6.7
Bonzie Colson, So., Notre Dame	36	240	6.7
Tyler Lydon, Fr., Syracuse	37	233	6.3
Anthony Gill, Sr., Virginia	37	233	6.3
Kamari Murphy, Jr., Miami	32	191	6.0
Kennedy Meeks, Jr., North Carolina	33	196	5.9
Dwayne Bacon, Fr., Florida State	34	197	5.8
Nick Jacobs, Sr., Georgia Tech	36	208	5.8
Landry Nnoko, Sr., Clemson	31	178	5.7
Dinos Mitoglou, So., Wake Forest	31	167	5.4
BeeJay Anya, Jr., NC State	33	175	5.3
Malik Beasley, Fr., Florida State	34	180	5.3

Defensive Rebounds

	GP	OR	ORPG
Brice Johnson, Sr., North Carolina	40	301	7.53
Zach Auguste, Sr., Notre Dame	36	264	7.33
Devin Thomas, Sr., Wake Forest	29	207	7.14
Tony Jekiri, Sr., Miami	35	207	5.91
Charles Mitchell, Sr., Georgia Tech	36	211	5.86
Chinanu Onuaku, So., Louisville	31	172	5.55
Dennis Clifford, Sr., Boston College	31	166	5.35
Marshall Plumlee, Sr., Duke	36	189	5.25
Abdul-Malik Abu, So., NC State	33	171	5.18
Zach LeDay, Jr., Virginia Tech	35	173	4.94

Offensive Rebounds

	GP	OR	ORPG
Tyler Roberson, Jr., Syracuse	37	150	4.05
Charles Mitchell, Sr., Georgia Tech	36	138	3.83
Abdul-Malik Abu, So., NC State	33	118	3.58
Zach Auguste, Sr., Notre Dame	36	122	3.39
Marshall Plumlee, Sr., Duke	36	119	3.31
Devin Thomas, Sr., Wake Forest	29	89	3.07
Chinanu Onuaku, So., Louisville	31	91	2.94
Zach LeDay, Jr., Virginia Tech	35	102	2.91
Brice Johnson, Sr., North Carolina	40	115	2.88
Tonye Jekiri, Sr., Miami	35	93	2.66

Field Goal Percentage (min 5pg)

	GP	FG	FGA	PCT
Brice Johnson, Sr., North Carolina	40	267	435	.614
Anthony Gill, Sr., Virginia	37	189	326	.580
Zach Auguste, Sr., Notre Dame	36	192	343	.560
Devin Thomas, Sr., Wake Forest	29	162	299	.542
Michael Young, Jr., Pittsburgh	33	189	352	.537
Jaron Blossomgame, Jr., Clemson	31	201	392	.513
Sheldon McClellan, Sr., Miami	35	177	351	.504
Abdul-Malik Abu, So., NC State	33	165	337	.490
Zach LeDay, Jr., Virginia Tech	35	181	379	.478
Malik Beasley, Fr., Florida State	34	185	393	.471

Free Throw Percentage (min 2.5pg)

	GP	FT	FTA	PCT
Malcolm Brogdon, Sr., Virginia	37	140	156	.897
Anthony Barber, Jr., NC State	33	237	274	.865
Damion Lee, Sr., Louisville	30	113	134	.843
Sheldon McClellan, Sr., Miami	35	160	191	.838
Grayson Allen, So., Duke	36	211	252	.837
Marcus Georges-Hunt, Sr., Georgia Tech	36	205	249	.823
Demetrius Jackson, Jr., Notre Dame	35	113	139	.813
Malik Beasley, Fr., Florida State	34	104	128	.813
Angel Rodriguez, Sr., Miami	35	96	120	.800
Eli Carter, Sr., Boston College	31	83	106	.783

Three-Point Field Goal Percentage (min 2.0pg)

	GP	3FG	3FGA	PCT
London Perrantes, Jr. Virginia	35	78	160	.488
Justin Bibbs, So., Virginia Tech	35	76	169	.450
V.J. Beachem, Jr., Notre Dame	36	88	198	.444
Grayson Allen, So., Duke	36	90	216	.417
Matt Jones, Jr., Duke	35	76	183	.415
Adam Smith, Sr., Georgia Tech	36	109	263	.414
Brandon Ingram, Fr., Duke	36	80	195	.410
Malcolm Brogdon, Sr., Virginia	37	75	192	.391
Michael Gbinije, Sr., Syracuse	37	91	233	.391
Caleb Martin, So., NC State	33	79	219	.361

Three-Point Field Goals Made

	GP	3FG	3PG
Adam Smith, Sr., Georgia Tech	36	109	3.03
Grayson Allen, So., Duke	36	90	2.50
Trevor Cooney, Sr., Syracuse	37	92	2.49
Michael Gbinije, Sr., Syracuse	37	91	2.46
Maverick Rowan, Fr., NC State	33	81	2.45
V.J. Beachem, Jr., Notre Dame	36	88	2.44
Caleb Martin, So., NC State	33	79	2.39
London Perrantes, Jr., Virginia	35	78	2.23
Brandon Ingram, Fr., Duke	36	80	2.22
Marcus Paige, Sr., North Carolina	34	74	2.18

Steals

	GP	STL	SPG
Michael Gbinije, Sr., Syracuse	37	71	1.92
Bryant Crawford, Fr., Wake Forest	30	52	1.73
Devon Bookert, Sr., Florida State	33	55	1.67
Angel Rodriguez, Sr., Miami	35	58	1.66
Trevor Cooney, Sr., Syracuse	37	60	1.62
Damion Lee, Sr., Louisville	30	46	1.53
Joel Berry II, So., North Carolina	40	58	1.45
Grayson Allen, So., Duke	36	47	1.31
Jordan Roper, Sr., Clemson	31	40	1.29
Demetrius Jackson, Jr., Notre Dame	35	43	1.23

Blocked Shots

	GP	BLKS	BPG
Landry Nnoko, Sr., Clemson	31	71	2.29
BeeJay Anya, Jr., NC State	33	73	2.21
Chinanu Onuaku, So., Louisville	31	62	2.00
Tyler Lydon, Fr., Syracuse	37	68	1.84
Boris Bojanovsky, Sr., Florida State	34	59	1.74
Zach LeDay, Jr., Virginia Tech	35	58	1.66
Marshall Plumlee, Sr., Duke	36	59	1.64
Devin Thomas, Sr., Wake Forest	29	46	1.49
Brice Johnson, Sr., North Carolina	40	59	1.48
Brandon Ingram, Fr., Duke	36	49	1.36

Assists

	GP	AST	APG
James Robinson, Sr., Pittsburgh	33	166	5.03
Demetrius Jackson, Jr., Notre Dame	35	164	4.69
Angel Rodriguez, Sr., Miami	35	158	4.51
Anthony Barber, Jr., NC State	33	137	4.45
Bryant Crawford, Fr., Wake Forest	30	133	4.43
Xavier Rathan-Mayes, So., Florida State	33	146	4.42
London Perrantes, Jr., Virginia	35	153	4.37
Michael Gbinije, Sr., Syracuse	37	160	4.32
Eli Carter, Sr., Boston College	31	125	4.03
Jordan Roper, Sr., Clemson	31	118	3.81

Assist-to-Turnover Ratio

	G	A	TO	A:TO
James Robinson, Sr., Pittsburgh	33	166	42	3.95
Marcus Paige, Sr., North Carolina	34	128	42	3.05
Jordan Roper, Sr., Clemson	31	118	39	3.03
Quentin Snider, So., Louisville	31	109	40	2.73
Joel Berry II, So., North Carolina	40	151	62	2.44
London Perrantes, Jr., Virginia	35	153	64	2.39
Malcolm Brogdon, Sr., Virginia	37	115	52	2.21
Demetrius Jackson, Jr., Notre Dame	35	164	76	2.16
Angel Rodriguez, Sr., Miami	35	158	89	1.78
Grayson Allen, So., Duke	36	127	72	1.76

Minutes Played

	GP	MIN	MPG
Anthony Barber, Jr., NC State	33	1278	38.73
Michael Gbinije, Sr., Syracuse	37	1403	37.92
Grayson Allen, So., Duke	36	1317	36.58
Trevor Cooney, Sr., Syracuse	37	1347	36.41
Steve Vasturia, Jr., Notre Dame	36	1300	36.11
Demetrius Jackson, Jr., Notre Dame	35	1259	35.97
Brandon Ingram, Fr., Duke	36	1226	34.61
Malachi Richardson, Fr., Syracuse	37	1272	34.38
Jaron Blossomgame, Jr., Clemson	31	1060	34.19
Malcolm Brogdon, Sr., Virginia	37	1263	34.14

2015-16 ACC Team Statistics

Scoring Offense

	G	PTS	PPG
North Carolina	40	3311	82.8
Duke	36	2920	81.1
Florida State	34	2652	78.0
Miami	35	2633	75.2
NC State	33	2482	75.2
Notre Dame	36	2704	75.1
Pittsburgh	33	2476	75.0
Virginia Tech	35	2624	75.0
Louisville	31	2324	75.0
Wake Forest	31	2295	74.0
Georgia Tech	36	2637	73.2
Virginia	37	2626	71.0
Syracuse	37	2589	70.0
Clemson	31	2159	69.6
Boston College	32	1944	61.2

Scoring Defense

	G	PTS	PPG
Virginia	37	2222	60.1
Louisville	31	1895	61.1
Clemson	31	1999	64.5
Syracuse	37	2409	65.1
Pittsburgh	33	2220	67.3
Miami	35	2359	67.4
North Carolina	40	2801	70.0
Boston College	32	2256	70.5
Notre Dame	36	2541	70.6
Georgia Tech	36	2545	70.7
Duke	36	2609	72.5
Virginia Tech	35	2540	72.6
Florida State	34	2516	74.0
NC State	33	2456	74.4
Wake Forest	31	2450	79.0

Scoring Margin

	G	OFF	DEF	+/-
Louisville	31	75.0	61.1	+13.8
North Carolina	40	82.8	70.0	+12.8
Virginia	37	71.0	60.1	+10.9
Duke	36	81.1	72.5	+8.6
Miami	35	75.2	67.4	+7.8
Pittsburgh	33	75.0	67.3	+7.8
Clemson	31	69.6	64.5	+5.2
Syracuse	37	70.0	65.1	+4.9
Notre Dame	36	75.1	70.6	+4.5
Florida State	34	78.0	74.0	+4.0
Georgia Tech	36	73.2	70.7	+2.6
Virginia Tech	35	75.0	72.6	+2.4
NC State	33	75.2	74.4	+0.8
Wake Forest	31	74.0	79.0	-5.0
Boston College	32	61.2	70.5	-9.3

Free Throw Percentage

	G	FTM	FTA	PCT
Virginia	37	474	630	.752
Pittsburgh	33	516	686	.752
Miami	35	578	772	.749
North Carolina	40	617	826	.747
Notre Dame	36	498	671	.742
Clemson	31	415	574	.723
Duke	36	626	866	.723
Georgia Tech	36	492	681	.722
NC State	31	543	777	.699
Virginia Tech	35	672	964	.697
Florida State	34	536	771	.695
Louisville	31	406	588	.690
Syracuse	37	506	736	.688
Wake Forest	31	514	779	.660
Boston College	32	294	452	.650

Field Goal Percentage

	G	FGM	FGA	PCT
Virginia	37	964	1963	.491
North Carolina	40	1235	2561	.482
Miami	35	907	1895	.479
Notre Dame	36	972	2042	.476
Louisville	31	866	1847	.469
Florida State	34	948	2042	.464
Duke	36	983	2135	.460
Pittsburgh	33	878	1919	.458
Georgia Tech	36	965	2150	.449
Virginia Tech	35	876	1953	.449
Wake Forest	31	793	1804	.440
Clemson	31	753	1725	.437
NC State	33	866	1999	.433
Syracuse	37	884	2082	.425
Boston College	32	717	1751	.409

Field Goal Percentage Defense

	G	FGM	FGA	PCT
Louisville	31	631	1616	.390
Syracuse	37	877	2128	.412
North Carolina	40	993	2385	.416
Clemson	31	718	1710	.420
Virginia	37	777	1849	.420
Miami	35	865	2008	.431
Virginia Tech	35	906	2100	.431
Notre Dame	36	930	2154	.432
Pittsburgh	33	798	1844	.433
NC State	33	883	2016	.438
Wake Forest	31	847	1923	.440
Georgia Tech	36	931	2108	.442
Florida State	34	875	1981	.442
Duke	36	998	2244	.445
Boston College	32	796	1732	.460

Three-Point Field Goal Percentage

	G	3FGM	3FGA	PCT
Virginia	37	224	556	.403
Duke	36	328	851	.385
Miami	35	241	643	.375
Notre Dame	36	262	700	.374
Syracuse	37	315	876	.360
Georgia Tech	36	213	597	.357
Clemson	31	238	677	.352
NC State	33	207	595	.348
Virginia Tech	35	200	575	.348
Louisville	31	186	536	.347
Pittsburgh	33	204	589	.346
Florida State	34	220	645	.341
North Carolina	40	224	685	.327
Boston College	32	231	713	.324
Wake Forest	31	195	618	.316

Three-Point Field Goals

	G	3FG	3PG
Duke	36	328	9.11
Syracuse	37	315	8.51
Clemson	31	238	7.68
Notre Dame	36	262	7.28
Boston College	32	231	7.22
Miami	35	241	6.89
Florida State	34	220	6.47
Wake Forest	31	195	6.29
NC State	33	207	6.27
Pittsburgh	33	204	6.18
Virginia	37	224	6.05
Louisville	31	186	6.00
Georgia Tech	36	213	5.92
Virginia Tech	35	200	5.71
North Carolina	40	224	5.60

Three-Point Field Goal Pct. Defense

	G	3FGM	3FGA	PCT
Syracuse	37	259	844	.307
Virginia Tech	35	244	779	.313
Georgia Tech	36	206	644	.320
Louisville	31	183	570	.321
Wake Forest	31	209	626	.334
Duke	36	226	665	.340
Miami	35	210	611	.344
Virginia	37	235	678	.347
Clemson	31	203	582	.349
Pittsburgh	33	222	631	.352
Florida State	34	265	733	.362
North Carolina	40	308	850	.362
Notre Dame	36	274	742	.369
NC State	33	275	735	.374
Boston College	32	224	587	.382

Rebound Margin

	G	TEAM	OPP	+/-
North Carolina	40	40.6	32.0	+8.6
Georgia Tech	36	38.8	31.4	+7.4
Pittsburgh	33	38.1	31.0	+7.2
Louisville	31	38.2	31.6	+6.5
NC State	33	39.6	35.5	+4.0
Virginia	37	32.1	28.3	+3.8
Florida State	34	37.0	33.5	+3.4
Miami	35	34.3	32.3	+2.0
Notre Dame	36	35.1	33.4	+1.8
Wake Forest	31	38.3	36.9	+1.4
Clemson	31	34.6	34.3	+0.3
Duke	36	36.1	36.7	-0.6
Virginia Tech	35	35.2	35.8	-0.7
Syracuse	37	35.7	36.7	-1.0
Boston College	32	31.2	36.7	-5.5

Blocked Shots

	G	BLKS	BPG
Clemson	31	162	5.23
Louisville	31	149	4.81
Wake Forest	32	138	4.45
Syracuse	37	164	4.43
North Carolina	40	177	4.43
Duke	36	156	4.33
NC State	33	141	4.27
Georgia Tech	36	151	4.19
Florida State	34	139	4.09
Notre Dame	36	142	3.94
Pittsburgh	33	121	3.67
Virginia	35	127	3.63
Virginia Tech	35	125	3.57
Virginia	37	119	3.22
Boston College	32	93	2.91

Assists

	G	ASTS	APG
North Carolina	40	712	17.8
Pittsburgh	33	547	16.6
Virginia	37	551	14.9
Wake Forest	31	434	14.0
Georgia Tech	36	487	13.5
Louisville	31	419	13.5
Syracuse	37	498	13.5
Notre Dame	36	480	13.3
Duke	36	480	13.3
Florida State	34	453	13.3
Clemson	31	411	13.3
Boston College	32	410	12.8
Miami	35	438	12.5
Virginia Tech	35	426	12.2
NC State	33	383	11.6

Assist-to-Turnover Ratio

	G	AST	TO	RAT
North Carolina	40	17.8	10.8	1.65
Virginia	37	14.9	9.3	1.60
Pittsburgh	33	16.6	11.6	1.42
Duke	36	13.3	9.8	1.36
Notre Dame	36	13.3	10.0	1.34
Clemson	31	13.3	10.2	1.30
Georgia Tech	36	13.5	11.2	1.21
Louisville	31	13.5	11.4	1.19
Miami	35	12.5	10.9	1.14
Syracuse	37	13.5	11.9	1.13
NC State	33	11.6	11.1	1.05
Florida State	34	13.3	13.0	1.03
Wake Forest	31	14.0	14.5	0.96
Virginia Tech	35	12.2	12.8	0.95
Boston College	32	12.8	13.5	0.95

Turnover Margin

	G	TEAM	OPP	+/-
Louisville	31	11.4	14.4	+2.97
Virginia	37	9.3	11.6	+2.27
Duke	36	9.8	11.9	+2.11
North Carolina	40	10.8	12.8	+2.00
Syracuse	37	11.9	13.4	+1.49
Clemson	31	10.2	11.5	+1.39
Florida State	34	13.0	13.6	+0.68
Miami	35	10.9	11.6	+0.63
Virginia Tech	35	12.8	12.7	-0.06
Pittsburgh	33	11.6	11.4	-0.24
Notre Dame	36	10.0	9.6	-0.33
Boston College	32	13.5	13.1	-0.38
NC State	33	11.1	10.3	-0.76
Georgia Tech	36	11.2	9.8	-1.39
Wake Forest	31	14.5	11.0	-3.52

Steals

	G	STLS	SPG
Syracuse	37	300	8.11
Louisville	31	222	7.16
Florida State	34	243	7.15
North Carolina	40	269	6.73
Duke	36	225	6.25
Miami	35	215	6.14
Wake Forest	31	184	5.94
Clemson	31	179	5.77
Boston College	32	181	5.66
Notre Dame	36	197	5.47
Virginia	37	199	5.38
Virginia Tech	35	188	5.37
Pittsburgh	33	162	4.91
NC State	33	149	4.52
Georgia Tech	36	158	4.39

DUKE TRADITION

The Duke Tradition	80
Individual Honors	81-84
NCAA Tournament Results	85-86
NCAA Tournament Breakdown	87
NCAA Tournament Records	88-89
1991 NCAA Champions	90
1992 NCAA Champions	91
2001 NCAA Champions	92
2010 NCAA Champions	93
2015 NCAA Champions	94
ACC Tournament Results	95-96
ACC Tournament Records	97-98
In-Season Tournament Results	99-100
Final Polls	101-107
Retired Jerseys	108-114
All-Time Jersey Numbers	115
Lettermen	116-117
Duke in the NBA	118-120
International Hoops	121-122

The Duke Basketball Tradition

Duke University's love affair with the sport of basketball dates back to the very first collegiate game played in the state of North Carolina on March 2, 1906, when Duke was still Trinity College. Although Trinity lost that initial game to Wake Forest by a 24-10 score, it wasn't long before the sport caught on and won respect throughout campus.

The father of the sport was Wilbur Wade "Cap" Card. A 1900 Trinity graduate, Card went to Harvard for postgraduate work and then returned to his alma mater and introduced the sport in the spring of 1906.

It was greeted with enthusiasm by the school paper, *The Chronicle*. In a front page story on Jan. 30, 1906, *The Chronicle* reported the anticipated arrival of a new sport.

"It is well-nigh a certainty that Trinity is to have another game added to her list of athletic sports in the near future. The game in question is basket ball, one of the most fascinating and most intensely interesting indoor sports known today.

"Anyone witnessing it will never forget it. The play is extremely fast and vigorous, yet open enough for an onlooker to follow the movement of the ball and the players."

The assessment still holds true over 100 years later.

H.E. Spence, a reserve player in the first game, gave it the following critique. "It was easy to explain the small scores. First of all, the game was very much slower. The ball was tossed up at the center at the beginning of each quarter as well as the beginning of the game and the half. It was also thrown up after each point scored.

"Then, too, it was very difficult to throw goals when your guard was tattooing your ribs with his elbow, bumping you with his hip, stepping on your toe, or grabbing you by the belt."

Card's second season produced a winning record, and his fourth team went 8-1.

For the next decade-and-a-half, basketball at Trinity/Duke witnessed a constant changing of the guard, with no fewer than 10 different coaches handling the team from 1913 until 1928.

While basketball in North Carolina may have started at Trinity College in 1906, the real birth of the game came 20 years later on the day Eddie Cameron accepted a position at Duke.

Cameron not only became the winningest basketball coach in school history, and an extremely successful football replacement as well, he became Duke athletics.



Cameron and his troops entered the Southern Conference and advanced all the way to the tournament finale in the school's first year in the league. That success has continued throughout the years with the likes of Gerry Gerard, Harold Bradley, Vic Bubas, Bill Foster, and finally Mike Krzyzewski guiding one of the most prestigious programs in all of college athletics.

Duke has never experienced more than three losing seasons in succession and currently owns a streak of 88 consecutive years of 10 wins or more. The Blue Devils have won 20 or more games 51 times and 30 or more contests 14 times in school history. Now through 111 seasons of play, Duke has collected the fourth-highest win total in college basketball history with 2,087 victories to its credit.

Individually, nine Blue Devils have earned National Player of the Year honors (11 times), six have been chosen National Defensive Player of the Year (nine times), 30 have been named All-America and 13 have been selected ACC Player of the Year.

In 2006, Duke's J.J. Redick earned National Player of the Year recognition by the *Associated Press*, Wooden, Naismith, Rupp, NABC, USBWA, *Basketball Times* and *The Sporting News*. Redick became a repeat National Player of the Year – the eighth in college basketball history – after winning the Rupp Award as a junior in 2005. After becoming the ACC's all-time leading scorer and earning All-America recognition for the second consecutive year, Redick went on to win the Sullivan Award as the nation's top amateur athlete as a senior. First-team All-American Shelden Williams was named National Defensive Player of the Year for the second consecutive season in 2005-06.

Duke's Jason Williams was the seventh player in history to repeat as National Player of the Year (2001-02). In 2001, Shane Battier and Williams became the first teammates to share National Player of the Year honors by the major outlets. Battier joined UNLV's Stacey Augmon and Wake Forest's Tim Duncan as the only three-time winners of the NABC National Defensive Player of the Year award.

NCAA All-Time Victory List

No.	School	Season	Yrs.	Won	Lost	Tied	Pct.
1.	Kentucky	1903	113	2,205	682	1	.764
2.	Kansas	1899	118	2,186	836	0	.723
3.	North Carolina	1911	106	2,173	774	0	.737
4.	Duke	1906	111	2,087	864	0	.707
5.	Syracuse	1901	115	1,943	865	0	.692
6.	Temple	1895	120	1,870	1,037	0	.643
7.	UCLA	1920	97	1,818	819	0	.689
8.	Notre Dame	1898	111	1,819	984	1	.649
9.	St. John's (N.Y.)	1908	109	1,803	980	0	.648
10.	Indiana	1901	116	1,783	1,003	0	.640
11.	Louisville	1912	102	1,778	892	0	.666
12.	BYU	1903	114	1,764	1,059	0	.625
13.	Utah	1909	108	1,759	966	0	.646
14.	Illinois	1906	111	1,744	958	0	.645
15.	Texas	1906	110	1,739	1,032	0	.628
16.	Arizona	1905	111	1,737	918	1	.654
17.	Washington	1896	114	1,735	1,140	0	.603
18.	Pennsylvania	1897	116	1,734	1,076	2	.617
19.	Western Kentucky	1915	97	1,733	884	0	.662
20.	Purdue	1897	118	1,720	1,011	0	.630
21.	Cincinnati	1902	115	1,718	992	0	.634
22.	Oregon State	1902	115	1,706	1,294	0	.569
24.	West Virginia	1904	107	1,702	1,059	0	.616
24.	Princeton	1901	116	1,695	1,055	0	.616
25.	Villanova	1921	96	1,681	916	0	.647

TRADITION

Individual Honors

National Player of the Year

Dick Groat	6,13	1952
Art Heyman	1,3,6,12,13,14	1963
Johnny Dawkins	7	1986
Danny Ferry	3,7,13,14	1989
Christian Laettner	1,2,3,7,8,10,12,14,15	1992
Elton Brand	1,3,7,8,12,14,15	1999
Shane Battier	1,2,4,5,7,11,12,14,15	2001
Jason Williams	8	2001
Jason Williams	1,5,7,8,14,15	2002
J.J. Redick	9	2005
J.J. Redick	1,2,7,8,9,12,14,15	2006

Player of the Year honors selected by Associated Press¹, Basketball Times², Basketball Weekly³, CBS/Chevrolet⁴, ESPN⁵, Helms⁶, Naismith⁷, NABC⁸, Rupp⁹, Scripps-Howard¹⁰, Sports Illustrated¹¹, The Sporting News¹², UPI¹³, USBWA¹⁴, Wooden¹⁵

National Defensive Player of the Year

Tommy Amaker	1987
Billy King	1988
Grant Hill	1993
Steve Wojciechowski	1998
Shane Battier	1999
Shane Battier	2000
Shane Battier	2001
Shelden Williams	2005
Shelden Williams	2006

National Coach of the Year

Bill Foster	5	1978
Mike Krzyzewski	1,2,7	1986
Mike Krzyzewski	4	1989
Mike Krzyzewski	5	1991
Mike Krzyzewski	4,6	1992
Mike Krzyzewski	1	1997
Mike Krzyzewski	4,5	1999
Mike Krzyzewski	2	2000
Mike Krzyzewski	8	2001
Mike Krzyzewski	3	2004

Coach of the Year honors selected by Basketball Times¹, CBS/Chevrolet², Claire Bee³, Naismith⁴, NABC⁵, The Sporting News⁶, UPI⁷, Victor Awards⁸

USBWA National Freshman of the Year

Luol Deng	2004
Jabari Parker	2014
Jahlil Okafor	2015

All-America

Bill Werber	1930
Bill Mock	1940
Ed Koffenberger	1946
Ed Koffenberger (2nd)	1947
Dick Groat (2nd)	1951
Dick Groat (1st)	1952
Art Heyman	1961
Art Heyman (2nd)	1962
Art Heyman (1st)	1963
Jeff Mullins	1963
Jeff Mullins (2nd)	1964
Jack Marin (2nd)	1966
Bob Verga (2nd)	1966
Bob Verga (1st)	1967
Mike Lewis	1968
Randy Denton	1971
Mike Gminski	1978
Jim Spanarkel	1978
Jim Spanarkel (2nd)	1979
Gene Banks	1979
Mike Gminski (1st)	1979
Mike Gminski (2nd)	1980
Gene Banks	1981
Johnny Dawkins (1st)	1985
Johnny Dawkins (1st)	1986
Mark Alarie	1986
Tommy Amaker	1987
Danny Ferry (2nd)	1988
Danny Ferry (1st)	1989
Christian Laettner	1990
Christian Laettner (2nd)	1991
Christian Laettner (1st)	1992
Grant Hill	1992

Bobby Hurley	1992
Grant Hill (2nd)	1993
Bobby Hurley (1st)	1993
Grant Hill (1st)	1994
Trajan Langdon	1998
Roshown McLeod	1998
Elton Brand (1st)	1999
Trajan Langdon (2nd)	1999
Shane Battier (2nd)	2000
Chris Carrawell (1st)	2000
Shane Battier (1st)	2001
Jason Williams (1st)	2001
Carlos Boozer	2002
Mike Dunleavy (2nd)	2002
Jason Williams (1st)	2002
Chris Duhon	2004
J.J. Redick	2004
Shelden Williams	2004
J.J. Redick (1st)	2005
Shelden Williams	2005
J.J. Redick (1st)	2006
Shelden Williams (1st)	2006
DeMarcus Nelson	2008
Gerald Henderson	2009
Jon Scheyer (2nd)	2010
Kyle Singler	2011
Nolan Smith (1st)	2011
Austin Rivers	2012
Seth Curry	2013
Mason Plumlee (2nd)	2013
Jabari Parker (1st)	2014
Jahlil Okafor (1st)	2015
Grayson Allen	2016

Note: Consensus All-America selections are listed in parentheses.

USBWA Freshman All-America

Jabari Parker	2014
Jahlil Okafor	2015
Brandon Ingram	2016

Academic All-America

Jay Buckley	1963
Jay Buckley	1964
Dick DeVenzio	1971
Gary Melchionni (2nd)	1972
Bob Fleischer (2nd)	1974
Bob Fleischer	1975
Mike Gminski (1st)	1978
Jim Spanarkel (1st)	1978
Mike Gminski (1st)	1979
Jim Spanarkel (1st)	1979
Mike Gminski	1980
Quin Snyder (2nd)	1989
Shane Battier (1st)	2000
Shane Battier (1st)	2001
Mike Dunleavy (2nd)	2002
Greg Paulus (3rd)	2008
Greg Paulus (3rd)	2009
Mason Plumlee (1st)	2012
Mason Plumlee (1st)	2013
Grayson Allen (2nd)	2016

All-Southern Conference

Bill Werber	1929
Harry Councilor	1930
Bill Werber	1930
Jim Thompson	1933
Herb Thompson	1934
Jim Thompson	1934
Ed Swindell	1939
Bill Mock	1940
Chuck Holley	1941
Ray Spuhler	1941
Cy Valesek	1941
Bill McCahan	1942
Ray Spuhler	1942
Bob Gantt	1943
John Seward	1943
Gordon Carver	1944
Bill Wright	1944
Dan Buckley	1945
Gordon Carver	1945
Ed Koffenberger	1946
John Seward	1946

Dick Whiting	1946
Ed Koffenberger	1947
Corren Youmans	1948
Corren Youmans	1949
Corren Youmans	1950
Dick Groat	1951
Dick Groat	1952

* All-ACC (Coaches)

Seth Curry (1st)	2013
Mason Plumlee (1st)	2013
Rodney Hood (2nd)	2014
Jabari Parker (1st)	2014
Quinn Cook (2nd)	2015
Jahlil Okafor (1st)	2015
Tyus Jones (3rd)	2015
Grayson Allen (1st)	2016
Brandon Ingram (2nd)	2016

* The ACC began announcing a coaches all-conference team in 2013.

All-ACC (ACSMA)

Rudy D'Emilio (1st)	1954
Joe Belmont (2nd)	1954
Ronnie Mayer (2nd)	1954
Ronnie Mayer (1st)	1955
Joe Belmont (2nd)	1955
Joe Belmont (1st)	1956
Ronnie Mayer (2nd)	1956
Jim Newcome (2nd)	1957
Jim Newcome (1st)	1958
Bucky Allen (2nd)	1958
Paul Schmidt (2nd)	1958
Carroll Youngkin (1st)	1959
Howard Hurt (2nd)	1959
Howard Hurt (2nd)	1960
Art Heyman (1st)	1961
Howard Hurt (2nd)	1961
Art Heyman (1st)	1962
Jeff Mullins (1st)	1962
Art Heyman (1st)	1963
Jeff Mullins (1st)	1963
Jeff Mullins (1st)	1964
Jay Buckley (2nd)	1964
Buzzy Harrison (2nd)	1964
Hack Tison (2nd)	1964
Jack Marin (1st)	1965
Bob Verga (1st)	1965
Steve Vacendak (2nd)	1965
Jack Marin (1st)	1966
Bob Verga (1st)	1966
Steve Vacendak (2nd)	1966
Bob Verga (1st)	1967
Mike Lewis (2nd)	1967
Mike Lewis (1st)	1968
Randy Denton (2nd)	1969
Randy Denton (2nd)	1970
Randy Denton (1st)	1971
Gary Melchionni (2nd)	1972
Alan Shaw (2nd)	1972
Gary Melchionni (1st)	1973
Chris Redding (2nd)	1973
Bob Fleisher (2nd)	1975
Tate Armstrong (1st)	1976
Jim Spanarkel (2nd)	1977
Mike Gminski (1st)	1978
Jim Spanarkel (1st)	1978
Gene Banks (2nd)	1978
Mike Gminski (1st)	1979
Jim Spanarkel (1st)	1979
Gene Banks (2nd)	1979
Mike Gminski (1st)	1980
Gene Banks (2nd)	1980
Gene Banks (1st)	1981
Vince Taylor (1st)	1982
Johnny Dawkins (2nd)	1983
Mark Alarie (1st)	1984
Johnny Dawkins (2nd)	1984
Johnny Dawkins (1st)	1985
Mark Alarie (2nd)	1985
Mark Alarie (1st)	1986
Johnny Dawkins (1st)	1986
Tommy Amaker (2nd)	1987
Danny Ferry (2nd)	1987

Danny Ferry (1st)	1988
Danny Ferry (1st)	1989
Phil Henderson (2nd)	1990
Christian Laettner (2nd)	1990
Alaa Abdelnaby (3rd)	1990
Christian Laettner (1st)	1991
Thomas Hill (3rd)	1991
Bobby Hurley (3rd)	1991
Christian Laettner (1st)	1992
Grant Hill (2nd)	1992
Bobby Hurley (2nd)	1992
Thomas Hill (3rd)	1992
Grant Hill (1st)	1993
Bobby Hurley (1st)	1993
Thomas Hill (3rd)	1993
Grant Hill (1st)	1994
Cherokee Parks (2nd)	1994
Antonio Lang (3rd)	1994
Cherokee Parks (2nd)	1995
Chris Collins (2nd)	1996
Jeff Capel (3rd)	1996
Ricky Price (3rd)	1996
Trajan Langdon (1st)	1997
Steve Wojciechowski (2nd)	1997
Trajan Langdon (1st)	1998
Roshown McLeod (1st)	1998
Steve Wojciechowski (3rd)	1998
Elton Brand (1st)	1999
Trajan Langdon (1st)	1999
William Avery (2nd)	1999
Shane Battier (3rd)	1999
Chris Carrawell (3rd)	1999
Shane Battier (1st)	2000
Chris Carrawell (1st)	2000
Jason Williams (3rd)	2000
Shane Battier (1st)	2001
Jason Williams (1st)	2001
Nate James (3rd)	2001
Jason Williams (1st)	2002
Carlos Boozer (1st)	2002
Mike Dunleavy (1st)	2002
Dahntay Jones (1st)	2003
Chris Duhon (3rd)	2003
J.J. Redick (3rd)	2003
Chris Duhon (1st)	2004
J.J. Redick (2nd)	2004
Shelden Williams (2nd)	2004
Luol Deng (3rd)	2004
J.J. Redick (1st)	2005
Shelden Williams (1st)	2005
Daniel Ewing (3rd)	2005
J.J. Redick (1st)	2006
Shelden Williams (1st)	2006
Josh McRoberts (2nd)	2007
DeMarcus Nelson (1st)	2008
Greg Paulus (3rd)	2008
Kyle Singler (3rd)	2008
Gerald Henderson (1st)	2009
Kyle Singler (2nd)	2009
Jon Scheyer (1st)	2010
Kyle Singler (1st)	2010
Nolan Smith (2nd)	2010
Kyle Singler (1st)	2011
Nolan Smith (1st)	2011
Austin Rivers (1st)	2012
Seth Curry (3rd)	2012
Mason Plumlee (3rd)	2012
Mason Plumlee (1st)	2013
Seth Curry (2nd)	2013
Quinn Cook (3rd)	2013
Rodney Hood (2nd)	2014
Jabari Parker (1st)	2014
Quinn Cook (2nd)	2015
Tyus Jones (3rd)	2015
Jahlil Okafor (1st)	2015
Grayson Allen (1st)	2016
Brandon Ingram (2nd)	2016

Two-Time First Team All-Conference

Bill Werber	1929-30
Jim Thompson	1933-34
Ray Spuhler	1941-42
John Seward	1943-46

Gordon Carver	1944-45
Ed Koffenberger	1946-47
Dick Groat	1951-52
Jack Marin	1965-66
Jim Spanarkel	1978-79
Mark Alarie	1984-86
Johnny Dawkins	1985-86
Danny Ferry	1988-89
Christian Laettner	1991-92
Grant Hill	1993-94
Shane Battier	2000-01
Jason Williams	2001-02
J.J. Redick	2005-06
Shelden Williams	2005-06
Kyle Singler	2010-11

Three-Time First Team All-Conference

Corren Youmans	1948-50
Art Heyman	1961-63
Jeff Mullins	1962-64
Bob Verga	1965-67
Mike Gminski	1978-80
Trajan Langdon	1997-99

ACC Player of the Year

Art Heyman	1963
Jeff Mullins	1964
Steve Vacendak	1966
Mike Gminski	1979
Danny Ferry	1988
Danny Ferry	1989
Christian Laettner	1992
Grant Hill	1994
Elton Brand	1999
Chris Carrawell	2000
Shane Battier	2001
J.J. Redick	2005
J.J. Redick	2006
Nolan Smith	2011
Jahlil Okafor	2015

ACC Defensive Player of the Year

Shelden Williams	2005
Shelden Williams	2006
DeMarcus Nelson	2008

ACC Most Improved Player

Grayson Allen (co)	2016
--------------------	------

ACC Coach of the Year

Harold Bradley	1959
Vic Bubas	1963
Vic Bubas	1964
Vic Bubas	1966
Bill Foster	1978
Mike Krzyzewski	1984
Mike Krzyzewski	1986
Mike Krzyzewski	1997
Mike Krzyzewski	1999
Mike Krzyzewski	2000

ACC Rookie of the Year

Jim Spanarkel	1976
Mike Gminski	1977
Gene Banks	1978
Chris Duhon	2001
Kyle Singler	2008
Austin Rivers	2012
Jabari Parker	2014
Jahlil Okafor	2015
Brandon Ingram	2016

ACC Tournament MVP

Doug Kistler	1960
Art Heyman	1963
Jeff Mullins	1964
Steve Vacendak	1966
Jim Spanarkel	1978
Johnny Dawkins	1986
Danny Ferry	1988
Christian Laettner	1992
Elton Brand	1999
Jason Williams	2000

Shane Battier	2001
Carlos Boozer	2002
Daniel Ewing	2003
J.J. Redick	2005
J.J. Redick	2006
Jon Scheyer	2009
Kyle Singler	2010
Nolan Smith	2011

ACC All-Tournament

Rudy D'Emilio (2nd)	1954
Bernie Janicki (2nd)	1954
Ronnie Mayer (1st)	1955
Joe Belmont (2nd)	1955
Ronnie Mayer (2nd)	1956
Bucky Allen (2nd)	1958
Bobby Joe Harris (2nd)	1958
Bob Vernon (2nd)	1958
Howard Hurt (2nd)	1959
Carroll Youngkin (2nd)	1959
Howard Hurt (1st)	1960
Doug Kistler (1st)	1960
John Frye (2nd)	1960
Carroll Youngkin (2nd)	1960
John Frye (1st)	1961
Art Heyman (1st)	1961
Carroll Youngkin (2nd)	1961
Art Heyman (1st)	1962
Jeff Mullins (1st)	1962
Art Heyman (1st)	1963
Jeff Mullins (1st)	1963
Jay Buckley (2nd)	1963
Buzzy Harrison (2nd)	1963
Jay Buckley (1st)	1964
Jeff Mullins (1st)	1964
Danny Ferguson (2nd)	1964
Hack Tison (2nd)	1964
Steve Vacendak (1st)	1965
Bob Verga (1st)	1965
Jack Marin (2nd)	1965
Mike Lewis (1st)	1966
Steve Vacendak (1st)	1966
Bob Verga (1st)	1966
Jack Marin (2nd)	1966
Bob Riedy (2nd)	1966
Bob Verga (1st)	1967
Mike Lewis (2nd)	1967
Mike Lewis (2nd)	1968
Dick DeVenzio (1st)	1969
Steve Vandenberg (1st)	1969
Dave Golden (2nd)	1969
Gary Melchionni (2nd)	1972
Tate Armstrong (1st)	1976
Mike Gminski (2nd)	1977
Jim Spanarkel (2nd)	1977
Gene Banks (1st)	1978
Mike Gminski (1st)	1978
Jim Spanarkel (1st)	1978
Kenny Dennard (2nd)	1978
Mike Gminski (1st)	1979
Jim Spanarkel (1st)	1979
Gene Banks (1st)	1980
Mike Gminski (1st)	1980
Vince Taylor (2nd)	1980
Mark Alarie (1st)	1984
Johnny Dawkins (1st)	1984
Johnny Dawkins (1st)	1985
Jay Bilas (2nd)	1985
Mark Alarie (1st)	1986
Johnny Dawkins (1st)	1986
David Henderson (1st)	1986
Robert Brickey (1st)	1988
Danny Ferry (1st)	1988
Quin Snyder (2nd)	1988
Danny Ferry (1st)	1989
Phil Henderson (1st)	1989
Christian Laettner (2nd)	1989
Phil Henderson (1st)	1990
Christian Laettner (2nd)	1990
Christian Laettner (1st)	1991
Grant Hill (2nd)	1991
Greg Koubek (2nd)	1991
Brian Davis (1st)	1992
Bobby Hurley (1st)	1992
Christian Laettner (1st)	1992

Grant Hill (2nd)	1992
Grant Hill (2nd)	1994
Cherokee Parks (2nd)	1994
Trajan Langdon (1st)	1998
Roshown McLeod (1st)	1998
Chris Carrawell (2nd)	1998
William Avery (1st)	1999
Elton Brand (1st)	1999
Shane Battier (2nd)	1999
Corey Maggette (2nd)	1999
Shane Battier (1st)	2000
Chris Carrawell (1st)	2000
Jason Williams (1st)	2000
Carlos Boozer (2nd)	2000
Mike Dunleavy (2nd)	2000
Nate James (2nd)	2000
Shane Battier (1st)	2001
Mike Dunleavy (1st)	2001
Jason Williams (1st)	2001
Nate James (2nd)	2001
Carlos Boozer (1st)	2002
Mike Dunleavy (1st)	2002
Jason Williams (1st)	2002
Chris Duhon (2nd)	2002
Daniel Ewing (1st)	2003
Dahntay Jones (2nd)	2003
J.J. Redick (2nd)	2003
Chris Duhon (1st)	2004
Daniel Ewing (1st)	2004
Shelden Williams (1st)	2004
Luol Deng (2nd)	2004
Daniel Ewing (1st)	2005
J.J. Redick (1st)	2005
Shelden Williams (1st)	2005
J.J. Redick (1st)	2006
Shelden Williams (1st)	2006
Josh McRoberts (2nd)	2006
Greg Paulus (2nd)	2006
Gerald Henderson (1st)	2009
Jon Scheyer (1st)	2009
Kyle Singler (1st)	2009
Jon Scheyer (1st)	2010
Nolan Smith (1st)	2010
Kyle Singler (1st)	2010
Kyle Singler (1st)	2011
Nolan Smith (1st)	2011
Seth Curry (2nd)	2011
Miles Plumlee (2nd)	2011
Austin Rivers (2nd)	2012
Rodney Hood (2nd)	2014
Amile Jefferson (2nd)	2014
Jabari Parker (1st)	2014
Jahlil Okafor (2nd)	2015
Grayson Allen (2nd)	2016

All-ACC Academic Basketball Team

Since 1962-63, the ACC has named an All-ACC Academic team. To be eligible, a student-athlete must have played in a minimum of one varsity contest during the season and have a 3.0 GPA.

Jay Buckley	1963
Buzzy Harrison	1963
Jay Buckley	1964
Buzzy Harrison	1964
Denny Fuerguson	1965
Jack Marin	1966
Dick DeVenzio	1969
Rick Katherman	1969
Dick DeVenzio	1970
Rick Katherman	1970
Dick DeVenzio	1971
Gary Melchionni	1972
Bob Fleischer	1974
Bob Fleischer	1975
Terry Chilli	1976
Steve Gray	1977
Mike Gminski	1978
Jim Spanarkel	1978
Mike Gminski	1979
Jim Spanarkel	1979
Bob Bender	1980
Mike Gminski	1980
Chip Engelland	1983

Mark Alarie	1986
Quin Snyder	1987
Quin Snyder	1988
Danny Ferry	1989
Quin Snyder	1989
Bill McCaffrey	1991
Thomas Hill	1993
Antonio Lang	1993
Chris Collins	1995
Erik Meek	1995
Steve Wojciechowski	1995
Matt Christensen	1996
Taymon Domzalski	1996
Todd Singleton	1996
Jeff Capel	1997
Trajan Langdon	1997
Carmen Wallace	1997
Steve Wojciechowski	1997
Shane Battier	1998
Mike Chappell	1998
Taymon Domzalski	1998
Trajan Langdon	1998
Taymon Domzalski	1999
Trajan Langdon	1999
Shane Battier	2000
Mike Dunleavy	2000
Shane Battier	2001
Matt Christensen	2001
Mike Dunleavy	2001
Mike Dunleavy	2002
Dahntay Jones	2002
Jason Williams	2002
Nick Horvath	2003
Chris Duhon	2004
Nick Horvath	2004
Lee Melchionni	2005
J.J. Redick	2005
Greg Paulus	2006
Martynas Pocius	2006
Martynas Pocius	2007
Greg Paulus	2008
Brian Zoubek	2008
Greg Paulus	2009
Brian Zoubek	2009
Ryan Kelly	2010
Brian Zoubek	2010
Ryan Kelly	2011
Mason Plumlee	2011
Kyle Singler	2011
Michael Gbinije	2012
Mason Plumlee	2012
Amile Jefferson	2013
Ryan Kelly	2013
Mason Plumlee	2013
Rasheed Sulaimon	2013
Rodney Hood	2014
Amile Jefferson	2014
Jabari Parker	2014
Grayson Allen	2015
Amile Jefferson	2015
Tyus Jones	2015
Marshall Plumlee	2015
Justise Winslow	2015
Grayson Allen	2016
Chase Jeter	2016
Amile Jefferson	2016

ACC All-Defensive Team

Steve Wojciechowski (c)	1997
Shane Battier (c)	1998
Steve Wojciechowski (c)	1998
Chris Carrawell (c)	1999
Shane Battier (m, c)	1999
Chris Carrawell (m, c)	2000
Shane Battier (m, c)	2000
Nate James (c)	2001
Shane Battier (m, c)	2001
Mike Dunleavy (m)	2002
Chris Duhon (m, c)	2002
Dahntay Jones (c)	2002
Dahntay Jones (m, c)	2003
Chris Duhon (m, c)	2004
Shelden Williams (m, c)	2004
Shelden Williams (m, c)	2005
Shelden Williams (m, c)	2006

TRADITION

Josh McRoberts (m)	2007
DeMarcus Nelson (c)	2007
DeMarcus Nelson (m, c)	2008
Gerald Henderson (m, c)	2009
Lance Thomas (m, c)	2010
Nolan Smith (m, c)	2011
Mason Plumlee (c)	2013

m - media; c - coaches

All-ACC Freshman Team

Chris Collins	1993
Taymon Domzalski	1996
Chris Carrawell	1997
Shane Battier	1998
Corey Maggette	1999
Jason Williams	2000
Carlos Boozer	2000
Chris Duhon	2001
J.J. Redick	2003
Luol Deng	2004
DeMarcus Nelson	2005
Greg Paulus	2006
Josh McRoberts	2006
Jon Scheyer	2007
Kyle Singler	2008
Austin Rivers	2012
Rasheed Sulaimon (m,c)	2013
Jabari Parker (m,c)	2014
Tyus Jones (m,c)	2015
Jahlil Okafor (m,c)	2015
Justise Winslow (m,c)	2015
Brandon Ingram (m,c)	2016

m - media; c - coaches

* The ACC began announcing a coaches all-conference team in 2013.

All-NCAA Final Four Team

* Art Heyman	1963
Jeff Mullins	1964
Jack Marin	1966
Mike Gminski	1978
Jim Spanarkel	1978
Mark Alarie	1986
Tommy Amaker	1986
Johnny Dawkins	1986
Danny Ferry	1989
Phil Henderson	1990
Bobby Hurley	1991
* Christian Laettner	1991
Billy McCaffrey	1991
Grant Hill	1992
* Bobby Hurley	1992
Christian Laettner	1992
Grant Hill	1994
Antonio Lang	1994
Elton Brand	1999
Trajan Langdon	1999
* Shane Battier	2001
Mike Dunleavy	2001
Jason Williams	2001
* Kyle Singler	2010
Nolan Smith	2010
Jon Scheyer	2010
Grayson Allen	2015
* Tyus Jones	2015
Justise Winslow	2015

* - Named Most Outstanding Player

All-East Regional

Art Heyman	1963
Jeff Mullins	1963
*Jeff Mullins	1964
Steve Vacendak	1964
Jack Marin	1966
Steve Vacendak	1966
*Bob Verga	1966
Gene Banks	1978
Mike Gminski	1978
*Jim Spanarkel	1978
Mark Alarie	1986
*Johnny Dawkins	1986
*Danny Ferry	1988
Billy King	1988
Kevin Strickland	1988
*Danny Ferry	1989

Phil Henderson	1989
Christian Laettner	1989
Alaa Abdelnaby	1990
Phil Henderson	1990
*Christian Laettner	1990
Bobby Hurley	1992
*Christian Laettner	1992
William Avery	1999
Elton Brand	1999
*Trajan Langdon	1999
Shane Battier	2000
Shane Battier	2001
*Jason Williams	2001

* - Named Most Outstanding Player

All-South Regional

Mike Gminski	1980
Jeff Capel	1994
* Grant Hill	1994
Cherokee Parks	1994
Trajan Langdon	1998
Roshown McLeod	1998
* Luol Deng	2004
Shelden Williams	2004
* Nolan Smith	2010
Jon Scheyer	2010
Matt Jones	2015
Tyus Jones	2015
Justise Winslow	2015

* - Named Most Outstanding Player

All-Midwest Regional

Tommy Amaker	1987
Thomas Hill	1991
* Bobby Hurley	1991
Christian Laettner	1991
Seth Curry	2013
Mason Plumlee	2013

* - Named Most Outstanding Player

All-West Regional

Brandon Ingram	2016
----------------	------

All-National Invitation Tournament

Randy Denton	1971
--------------	------

Battle 4 Atlantis All-Tournament

* Quinn Cook	2012
Mason Plumlee	2012

* - Named Most Valuable Player

CBE Classic All-Tournament

DeMarcus Nelson	2006
* Kyrie Irving	2010
Mason Plumlee	2010

* - Named Most Valuable Player

Coaches vs. Cancer All-Tournament

Chris Carrawell	1999
* Kyle Singler	2008
Gerald Henderson	2008
* Quinn Cook	2015
Jahlil Okafor	2015
Justise Winslow	2015

* - Named Most Valuable Player

Great Alaskan Shootout All-Tournament

Chris Collins	1995
Jeff Capel	1995
Ricky Price	1995
* William Avery	1998
Trajan Langdon	1998
Elton Brand	1998
Chris Duhon	2003
Luol Deng	2003

* - Named Most Valuable Player

NIT Season Tipoff All-Tournament

Mark Alarie	1985
Johnny Dawkins	1985
David Henderson	1985
Trajan Langdon	1996
* Carlos Boozer	2000
Jason Williams	2000
J.J. Redick	2005
* Shelden Williams	2005
Jon Scheyer	2009
* Nolan Smith	2009
Rodney Hood	2013
Jabari Parker	2013

* - Named Most Valuable Player

Maui Invitational All-Tournament

* Bobby Hurley	1992
* Steve Wojciechowski	1997
* Mike Dunleavy	2001
Jason Williams	2001
DeMarcus Nelson	2007
* Kyle Singler	2007
Austin Rivers	2011
* Ryan Kelly	2011

* - Named Most Valuable Player

All-Tournament Teams Began in 2000

Swett-Baylin Award

Given to the most valuable player as selected by the team. Set up by Dr. George Baylin in memory of Dr. and Mrs. Francis Swett. Dr. Swett was a Duke faculty member and ardent basketball fan.

Dick Groat	1952
Rudy D'Emilio	1953
Bernie Janicki	1954
Ronnie Mayer	1955
Joe Belmont	1956
Bobby Joe Harris	1957
Paul Schmidt	1958
Howard Hurt	1959
Doug Kistler	1960
Art Heyman	1961
Art Heyman	1962
Art Heyman	1963
Jeff Mullins	1964
Denny Ferguson	1965
Jack Marin	1966
Steve Vacendak	1966
Bob Verga	1967
Mike Lewis	1968
Fred Lind	1969
Randy Denton	1970
Randy Denton	1971
Alan Shaw	1972
Gary Melchionni	1973
Bob Fleischer	1974
Bob Fleischer	1975
Tate Armstrong	1976
Tate Armstrong	1977
Jim Spanarkel	1977
Gene Banks	1978
Mike Gminski	1978
Jim Spanarkel	1978
Mike Gminski	1979
Jim Spanarkel	1979
Gene Banks	1980
Mike Gminski	1980
Gene Banks	1981
Kenny Dennard	1981
Vince Taylor	1982
Johnny Dawkins	1983
Mark Alarie	1984
Johnny Dawkins	1984
Johnny Dawkins	1985
Johnny Dawkins	1986
Tommy Amaker	1987
Danny Ferry	1987
Danny Ferry	1988
Danny Ferry	1989
Phil Henderson	1990
Christian Laettner	1990
Bobby Hurley	1991

Christian Laettner	1991
Bobby Hurley	1992
Christian Laettner	1992
Bobby Hurley	1993
Grant Hill	1994
Erik Meek	1995
Cherokee Parks	1995
Chris Collins	1996
Steve Wojciechowski	1997
Roshown McLeod	1998
Elton Brand	1999
Trajan Langdon	1999
Shane Battier	2000
Chris Carrawell	2000
Shane Battier	2001
Jason Williams	2001
Jason Williams	2002
Mike Dunleavy	2002
Dahntay Jones	2003
Chris Duhon	2004
Daniel Ewing	2005
J.J. Redick	2005
Shelden Williams	2005
J.J. Redick	2006
Shelden Williams	2006
Josh McRoberts	2007
DeMarcus Nelson	2007
DeMarcus Nelson	2008
Gerald Henderson	2009
Jon Scheyer	2009
Kyle Singler	2009
Jon Scheyer	2010
Kyle Singler	2010
Nolan Smith	2010
Lance Thomas	2010
Brian Zoubek	2010
Kyle Singler	2011
Nolan Smith	2011
Seth Curry	2013
Ryan Kelly	2013
Mason Plumlee	2013
Jabari Parker	2014
Quinn Cook	2015
Jahlil Okafor	2015
Grayson Allen	2016
Brandon Ingram	2016

Glenn E. "Ted" Mann Jr. Award

Presented by Kappa Sigma fraternity to the player voted by his teammates as contributing the most to team morale. The award is dedicated to the memory of Ted Mann Jr., a member of the Duke basketball team who died in a swimming accident on September 12, 1964, just prior to his senior year at Duke.

Ron Herbster	1965
Jim Liccardo	1966
Stuart McKaig	1967
Tim Kolodziej	1968
Steve Vandenberg	1969
Don Blackman	1970
Alan Shaw	1971
Pat Doughty	1972
Pete Kramer	1973
Terry Chilli	1974
Terry Chilli	1975
Dave O'Connell	1976
Scott Goetsch	1977
Bruce Bell	1978
Scott Goetsch	1979
Jim Corrigan	1980
Jim Suddath	1981
Todd Anderson	1982
Mike Tissaw	1983
Richard Ford	1984
Todd Anderson	1985
Billy King	1986
Robert Brickey	1987
John Smith	1988
John Smith	1989
Brian Davis	1990
Brian Davis	1991
Antonio Lang	1992
Marty Clark	1993
Marty Clark	1994

Steve Wojciechowski	1995
Steve Wojciechowski	1996
Justin Caldbeck	1997
Jay Heaps	1997
Todd Singleton	1997
Todd Singleton	1998
Nate James	1999
Mike Dunleavy	2000
Dahntay Jones	2001
J.D. Simpson	2001
Daniel Ewing	2002
Andre Buckner	2003
Sean Dockery	2004
Lee Melchionni	2005
Patrick Johnson	2006
David McClure	2007
Jon Scheyer	2008
Elliot Williams	2009
Miles Plumlee	2010
Tyler Thornton	2011
Josh Hairston	2012
Tyler Thornton	2013
Tyler Thornton	2014
Marshall Plumlee	2015

The Pagliuca Family Coaches' Award

Presented to the player exemplifying the commitment and values of Duke Basketball while displaying overall improvement as selected by the coaching staff

Ricky Price	1998
Chris Carrawell	1999
Nate James	2000
Nate James	2001
Matt Christensen	2002
Daniel Ewing	2003
Nick Horvath	2004
Patrick Davidson	2005
Patrick Johnson	2005
Ross Perkins	2006
Joe Pagliuca	2007
Gerald Henderson	2008
Lance Thomas	2009
Nolan Smith	2010
Ryan Kelly	2011
Tyler Thornton	2012
Seth Curry	2013
Rodney Hood	2014
Matt Jones	2015
Marshall Plumlee	2016

Dr. Deryl Hart Award

Presented to the team's top scholar-athlete.

Terry Chili	1976
Rick Mainwaring	1977
Steve Gray	1978
Mike Gminski	1979
Mike Gminski	1980
Jim Suddath	1981
Chip Engelland	1982
Chip Engelland	1983
Jay Bryan	1984
Jay Bryan	1985
Mark Alarie	1986
Quin Snyder	1987
Quin Snyder	1988
Quin Snyder	1989
Crawford Palmer	1990
Crawford Palmer	1991
Bobby Hurley	1992
Thomas Hill	1993
Antonio Lang	1994
Erik Meek	1995
Trajan Langdon	1996
Taymon Domzalski	1997
Trajan Langdon	1998
Shane Battier	1999
Shane Battier	2000
Shane Battier	2001
Matt Christensen	2002
Nick Horvath	2003
Nick Horvath	2004

Joe Pagliuca	2005
Joe Pagliuca	2006
Joe Pagliuca	2007
Greg Paulus	2008
Greg Paulus	2009
Brian Zoubek	2010
Mason Plumlee	2011
Mason Plumlee	2012
Mason Plumlee	2013
Amile Jefferson	2014
Amile Jefferson	2015
Grayson Allen	2016

True Blue Award

Presented to the player who takes the most charges in a season.

David Henderson	1984
Dan Meagher	1985
Billy King	1986
Billy King	1987
Billy King	1988
Danny Ferry	1989
Bobby Hurley	1990
Brian Davis	1991
Brian Davis	1992
Bobby Hurley	1993
Cherokee Parks	1994
Eric Meek	1995
Greg Newton	1996
Carmen Wallace	1997
Steve Wojciechowski	1997
Shane Battier	1998
Shane Battier	1999
Shane Battier	2000
Shane Battier	2001
Mike Dunleavy	2002
Dahntay Jones	2003
Shavlik Randolph	2004
Shavlik Randolph	2005
J.J. Redick	2006
Greg Paulus	2007
Kyle Singler	2008
Gerald Henderson	2009
Brian Zoubek	2010
Lance Thomas	2010
Ryan Kelly	2011
Ryan Kelly	2012
Josh Hairston	2013
Tyler Thornton	2014
Tyus Jones	2015

Best Defensive Player Award

Steve Wojciechowski	1997
Shane Battier	1998
Steve Wojciechowski	1998
Shane Battier	1999
Chris Carrawell	1999
Shane Battier	2000
Chris Carrawell	2000
Shane Battier	2001
Chris Duhon	2001
Dahntay Jones	2002
Casey Sanders	2003
Chris Duhon	2004
Shelden Williams	2005
Shelden Williams	2006
DeMarcus Nelson	2007
DeMarcus Nelson	2008
Gerald Henderson	2009
Kyle Singler	2010
Lance Thomas	2010
Kyle Singler	2011
Tyler Thornton	2012
Ryan Kelly	2013
Rodney Hood	2014
Justise Winslow	2015

Bill Krzyzewski Captains' Award

Presented to the team captains.

Jeff Capel	1997
Greg Newton	1997
Carmen Wallace	1997
Trajan Langdon	1998
Roshown McLeod	1998
Steve Wojciechowski	1998
Trajan Langdon	1999
Shane Battier	2000
Chris Carrawell	2000
Nate James	2000
Shane Battier	2001
Nate James	2001
J.D. Simpson	2001
Carlos Boozer	2002
Mike Dunleavy	2002
Jason Williams	2002
Chris Duhon	2003
Nick Horvath	2003
Dahntay Jones	2003
Chris Duhon	2004
Daniel Ewing	2004
Nick Horvath	2004
Daniel Ewing	2005
Reggie Love	2005
J.J. Redick	2005
Sean Dockery	2006
Lee Melchionni	2006
J.J. Redick	2006
Shelden Williams	2006
Josh McRoberts	2007
DeMarcus Nelson	2007
Greg Paulus	2007
DeMarcus Nelson	2008
Gerald Henderson	2009
Greg Paulus	2009
Jon Scheyer	2009
Jon Scheyer	2010
Lance Thomas	2010
Nolan Smith	2011
Kyle Singler	2011
Miles Plumlee	2012
Seth Curry	2013
Ryan Kelly	2013
Mason Plumlee	2013
Josh Hairston	2014
Rodney Hood	2014
Tyler Thornton	2014
Quinn Cook	2015
Amile Jefferson	2015
Matt Jones	2016
Amile Jefferson	2016
Marshall Plumlee	2016

Gopal Varadhan

Senior Manager Award

Presented to the team's top upperclassman manager.

Kirsten Green	1997
Lee Rashman	1997
Luci Pitzer	1998
Glenn Toomayan	1999
Josh Berger	2000
Kenny King	2000
Kevin Marchetti	2000
Anne Wilson	2000
Wynter Galindez	2001
Lisa Kalich	2001
Shaun Rogers	2002
Nick Arison	2003
Max Perkins	2004
Brian DeStefano	2005
Mike Egan	2005
Josh Makaron	2005
Mike Morrell	2005
Charlie Rohlf	2005
Thayer Swallen	2005
Amanda Green	2006
Kevin Cullen	2007
Chris Lauten	2007
Scott Naturman	2007

Chris Lauten	2008
Joey McMahon	2009
Griffin Tormey	2009
Eric Skeffington	2010
Sarah Helfer	2011
Pat Thompson	2011
John McGinty	2012
Kyle Mumma	2012
Kate Wheelock	2012
John McGinty	2013
Kyle Mumma	2013
Kate Wheelock	2013
Scott Lamson	2014
Jamie Stark	2014
Ian McKiernan	2015
Derek Rhodes	2015
Mike Stosky	2015
Graham Vehovec	2015
Ryan Kelly	2016
Alessandro Sant'Albano	2016

NCAA Tournament Results

2006 • Atlanta (South) Regional Seed: #1

First Round	3/16	Greensboro, N.C.	Southern ⁶⁵	W	70-54	29 - two players
Second Round	3/18	Greensboro, N.C.	George Washington ⁸⁵	W	74-61	20 - Redick
Reg. Semifinal	3/23	Atlanta, Ga.	LSU ⁴⁵	L	54-62	23 - Williams

2007 • Buffalo (West) Regional Seed: #6

First Round	3/15	Buffalo, N.Y.	VCU ^{7W}	L	77-79	25 - Paulus
-------------	------	---------------	-------------------	---	-------	-------------

2008 • West Regional Seed: #2

First Round	3/20	Washington, D.C.	Belmont ^{5W}	W	71-70	21 - Henderson
Second Round	3/22	Washington, D.C.	West Virginia ^{7W}	L	67-73	18 - Henderson

2009 • East Regional Seed: #2

First Round	3/19	Greensboro, N.C.	Binghamton ^{5E}	W	86-62	15 - Scheyer
Second Round	3/21	Greensboro, N.C.	Texas ^{7E}	W	74-69	24 - Henderson
Reg. Semifinal	3/26	Boston, Mass.	Villanova ^{3E}	L	54-77	15 - Singler

2010 • South Regional Seed: #1 • National Champion

First Round	3/19	Jacksonville, Fla.	Arkansas Pine-Bluff ⁶⁵	W	74-44	22 - Singler
Second Round	3/21	Jacksonville, Fla.	California ⁸⁵	W	68-53	20 - Smith
Reg. Semifinal	3/26	Houston, Texas	Purdue ⁴⁵	W	70-57	24 - Singler
Reg. Final	3/28	Houston, Texas	Baylor ³⁵	W	78-71	29 - Smith
Nat. Semifinal	4/3	Indianapolis, Ind.	West Virginia ^{2E}	W	78-57	23 - Scheyer
Nat. Final	4/5	Indianapolis, Ind.	Butler ^{5W}	W	61-59	19 - Singler

2011 • West Regional Seed: #1

Second Round	3/18	Charlotte, N.C.	Hampton ^{6W}	W	87-45	14 - Irving
Third Round	3/20	Charlotte, N.C.	Michigan ^{8W}	W	73-71	24 - Smith
Reg. Semifinal	3/24	Anaheim, Calif.	Arizona ^{3W}	L	77-93	28 - Irving

2012 • South Regional Seed: #2

Second Round	3/16	Greensboro, N.C.	Lehigh ⁵⁵	L	70-75	19 - two players
--------------	------	------------------	----------------------	---	-------	------------------

2013 • Midwest Regional Seed: #2

Second Round	3/22	Philadelphia, Pa.	Albany ^{5MW}	W	73-61	26 - Curry
Third Round	3/24	Philadelphia, Pa.	Creighton ^{7MW}	W	66-50	21 - Sulaimon
Reg. Semifinal	3/29	Indianapolis, Ind.	Michigan State ^{3MW}	W	71-61	29 - Curry
Reg. Final	3/31	Indianapolis, Ind.	Louisville ^{1MW}	L	63-85	17 - Plumlee

2014 • Midwest Regional Seed: #3

Second Round	3/21	Raleigh, N.C.	Mercer ^{14MW}	L	71-78	23 - Cook
--------------	------	---------------	------------------------	---	-------	-----------

2015 • South Regional Seed: #1 • National Champion

Second Round	3/20	Charlotte, N.C.	Robert Morris ⁶⁵	W	85-56	22 - Cook
Third Round	3/22	Charlotte, N.C.	San Diego State ⁸⁵	W	68-49	26 - Okafor
Reg. Semifinal	3/27	Houston, Texas	Utah ⁵⁵	W	63-57	21 - Winslow
Reg. Final	3/29	Houston, Texas	Gonzaga ²⁵	W	66-52	16 - two players
Nat. Semifinal	4/4	Indianapolis, Ind.	Michigan State ^{7E}	W	81-61	19 - Winslow
Nat. Final	4/6	Indianapolis, Ind.	Wisconsin ^{1W}	W	68-63	23 - T. Jones

2016 • West Regional Seed: #4

First Round	3/17	Providence, R.I.	UNC Wilmington ^{3W}	W	93-85	23 - two players
Second Round	3/19	Providence, R.I.	Yale ^{2W}	W	71-64	29 - Allen
Reg. Semifinal	3/24	Anaheim, Calif.	Oregon ^{1W}	L	68-82	24 - Ingram

NCAA Tournament Breakdown

Duke vs. Opponents in the NCAA Tournament

Alabama State	1-0	Monmouth	1-0
Albany	1-0	Murray State	1-0
Arizona	1-1	Navy	1-0
Arkansas	1-1	Nevada-Las Vegas	1-1
Arkansas Pine-Bluff	1-0	New York	1-1
Baylor	1-0	Notre Dame	2-0
Belmont	1-0	Oklahoma State	1-0
Binghamton	1-0	Old Dominion	1-0
Boston College	0-1	Oregon	0-1
Boston University	1-0	Oregon State	1-0
Butler	1-0	Pennsylvania	2-0
California	1-1	Pepperdine	1-0
Campbell	1-0	Princeton	1-0
Central Michigan	1-0	Providence	0-1
Colorado State	1-0	Purdue	2-1
Connecticut	3-2	Radford	1-0
Creighton	1-0	Robert Morris	1-0
Delaware State	1-0	Rhode Island	2-0
DePaul	1-0	Richmond	1-0
Eastern Michigan	0-1	San Diego State	1-0
Florida	2-3	St. John's	2-1
Florida A&M	1-0	St. Joseph's	3-0
Georgetown	1-0	Seton Hall	2-1
George Washington	1-0	S.C. State	1-0
Gonzaga	1-0	Southern	1-0
Hampton	1-0	Southern Cal	1-0
Illinois	1-0	Southern Illinois	1-0
Indiana	1-2	SMU	1-0
Iowa	2-0	SW Missouri State	1-0
Kansas	3-2	Syracuse	2-0
Kentucky	2-3	Temple	2-0
Lamar	1-0	Texas	1-0
Lehigh	0-1	Texas A&M	1-0
Louisiana-Monroe	1-0	Texas Southern	1-0
Louisiana State	0-1	Tulsa	1-0
Louisville	0-2	UCLA	2-1
Loyola (Ill.)	0-1	UNC Wilmington	1-0
Marquette	1-0	Utah	2-0
Maryland	1-0	VCU	0-1
Mercer	0-1	Villanova	2-2
Michigan	3-0	Washington	0-1
Michigan State	4-1	West Virginia	2-1
Minnesota	1-0	Winthrop	1-0
Mississippi State	1-0	Wisconsin	1-0
Mississippi Valley State	1-0	Xavier	2-0
Missouri	1-0	Yale	1-0

Duke vs. Conferences in the NCAA Tournament

America East	3-0	Mid-American	1-1
Atlantic Coast	1-0	Mideastern	4-0
Atlantic 10	7-0	Missouri Valley	3-0
A-Sun	1-1	Mountain West	2-0
Big East	10-8	Northeast	2-0
Big Eight	2-1	Ohio Valley	1-0
Big South	3-0	Patriot	0-1
Big Ten	15-4	Pac-12	7-5
Big 12	5-1	Southeastern	5-6
Big West	1-1	Southwest	3-0
Colonial	3-1	Southwestern Athletic	5-0
East Coast	3-0	Sun Belt	1-0
ECAC	1-0	West Coast	2-0
Great Midwest	1-0	Western Athletic	2-0
Horizon League	2-0	Yankee	1-0
Independents	6-4		
Ivy League	4-0		
Metro	0-1		

Note: Conference based on what league opponent was in at the time of the game

Duke Record by State in the NCAA Tournament

California	0-3	Missouri	2-3
Colorado	1-1	New Jersey	10-0
District of Columbia	1-1	New York	1-3
Florida	6-2	North Carolina	34-6
Georgia	4-1	Ohio	0-1
Houston	2-0	Pennsylvania	6-0
Illinois	1-1	Rhode Island	4-0
Indiana	10-2	South Carolina	2-0
Kentucky	4-3	Tennessee	2-0
Maryland	3-1	Texas	6-4
Michigan	2-0	Utah	2-0
Minnesota	6-0	Washington	0-2

Duke in the NCAA Tournament

NCAA Tournament Appearances	40
National Championships	5
Championship Game Appearances	12
Final Four Appearances	16
Elite Eight Appearances	20
Sweet 16 Appearances	29
Times Advanced in NCAA Tournament	33
Overall NCAA Tournament Record	107-35 (.754)

As a Participant (includes Final Four games)

Out of East Region	54-14 (.794)
Out of South Region*	25-6 (.807)
Out of Southeast Region	6-3 (.667)
Out of Midwest Region	2-1 (.667)
Out of West Region	13-5 (.722)
Out of West Region	7-6 (.538)

* - will consider the 2004/2006 Atlanta Region and the 2005 Austin Region the South Region

By Decade

1950-59	0-1 (.000)
1960-69	11-4 (.733)
1970-79	4-2 (.667)
1980-89	18-7 (.720)
1990-99	32-7 (.821)
2000-09	23-9 (.719)
2010-p	19-5 (.792)

As an at-large bid	38-18 (.679)
As an automatic bid	69-17 (.802)
NCAA Record under Krzyzewski	88-26 (.772)

NCAA Appearances (40)

1955, 1960, 1963, 1964, 1966, 1978, 1979, 1980, 1984, 1985, 1986, 1987, 1988, 1989, 1990, 1991, 1992, 1993, 1994, 1996, 1997, 1998, 1999, 2000, 2001, 2002, 2003, 2004, 2005, 2006, 2007, 2008, 2009, 2010, 2011, 2012, 2013, 2014, 2015, 2016

NCAA Titles (5)

1991, 1992, 2001, 2010, 2015

Title Game Appearances (12)

1964, 1978, 1986, 1990, 1991, 1992, 1994, 1999, 2001, 2010, 2011, 2015

Final Four Appearances (16)

1963, 1964, 1966, 1978, 1986, 1988, 1989, 1990, 1991, 1992, 1994, 1999, 2001, 2004, 2010, 2015

Regional Championships (16)

1963 (East), 1964 (East), 1966 (East), 1978 (East), 1986 (East), 1988 (East), 1989 (East), 1990 (East), 1991 (Midwest), 1992 (East), 1994 (Southeast), 1999 (East), 2001 (East), 2004 (Atlanta/South), 2010 (South), 2015 (South)

Elite Eight Appearances (20)

1960, 1963, 1964, 1966, 1978, 1980, 1986, 1988, 1989, 1990, 1991, 1992, 1994, 1998, 1999, 2001, 2004, 2010, 2013, 2015

Sweet 16 Appearances (29)

1960, 1963, 1964, 1966, 1978, 1980, 1986, 1987, 1988, 1989, 1990, 1991, 1992, 1994, 1998, 1999, 2000, 2001, 2002, 2003, 2004, 2005, 2006, 2009, 2010, 2011, 2013, 2015, 2016

Field expanded from 16 to 32 teams following 1974 season

Times As A Number One Seed (13)

1986	5-1
1992	6-0
1998	3-1
1999	5-1
2000	2-1
2001	6-0
2002	2-1
2004	4-1
2005	2-1
2006	2-1
2010	6-0
2011	2-1
2015	6-0
13 Times	51-9

Duke NCAA Tournament Seed Grid

(NCAA seeding process began in 1979)

Opp.	1	2	3	4	5	6	7	8	9	10	11	12	13	14	15	16	Total
	1	3-1	5-3	2-0	4-1	3-4	3-0	3-0	9-0	4-0	--	--	2-0	--	--	13-0	51-9
	2	4-2	--	3-2	1-0	--	1-1	6-1	--	--	0-2	3-0	--	--	--	8-1	26-9
	3	1-1	0-1	--	1-0	--	1-2	1-0	--	--	--	1-1	--	--	4-1	--	9-6
	4	1-1	--	--	--	--	0-1	--	--	--	--	--	2-0	1-0	--	--	4-2
Duke	5	0-1	--	--	--	--	--	--	--	--	--	--	1-0	1-0	--	--	2-1
	6	--	--	--	--	--	--	--	--	--	--	0-1	--	--	--	--	0-1
	7	--	--	--	--	--	--	--	--	--	--	--	--	--	--	--	0-0
	8	--	--	--	--	--	--	--	0-1	--	--	--	--	--	--	--	0-1
Totals	9-6	5-4	5-2	6-1	3-4	5-4	10-1	9-0	4-1	0-2	4-2	5-0	2-0	4-1	8-1	13-0	90-28

NCAA Tournament Records - Career

Points

Rk	Player, Years	Pts
1.	Christian Laettner, 1989-92 ^[1]	407
2.	Shane Battier, 1998-01 ^[13]	278
3.	Danny Ferry, 1986-89 ^[1-15] Grant Hill, 1991-94 ^[1-15]	269
5.	Jason Williams, 2000-02	243
6.	Bobby Hurley, 1990-93	239
7.	Phil Henderson, 1988-91	233
8.	J.J. Redick, 2003-06	223
9.	Johnny Dawkins, 1983-86	214
10.	Kyle Singler, 2008-11	209

Scoring Average

Rk	Name, Years	G	Pts	Avg
1.	Jeff Mullins, 1962-64	8	200	25.0
2.	Johnny Dawkins, 1983-86	9	214	23.8
3.	Jason Williams, 2000-02	12	243	20.3
4.	Mike Gminski, 1977-80	9	178	19.8
5.	Christian Laettner, 1989-92	23	407	17.7
6.	Gene Banks, 1978-80	9	153	17.0
7.	Roshown McLeod, 1997-98	6	97	16.2
8.	J.J. Redick, 2003-06	14	223	15.9
	Mark Alarie, 1983-86	9	143	15.9
10.	Jack Marin, 1964-66	8	122	15.3

Field Goals Made

Rk	Player, Years	FG
1.	Christian Laettner, 1989-92 ^[1-3]	128
2.	Grant Hill, 1991-94	103
3.	Danny Ferry, 1986-89	101
4.	Shane Battier, 1998-01	88
5.	Phil Henderson, 1988-91	86
	Johnny Dawkins, 1983-86	86

Field Goal Attempts

Rk	Player, Years	FGA
1.	Danny Ferry, 1986-89	218
2.	Christian Laettner, 1989-92	213
3.	Jason Williams, 2000-02	207
4.	Grant Hill, 1991-94	196
5.	Phil Henderson, 1988-90	193

Field Goal Pct.

Rk	Name, Years	FG	FGA	Pct
1.	Mason Plumlee, 2010-13	46	65	.708
2.	Kenny Dennard, 1978-80	28	43	.651
3.	Carlos Boozer, 2000-02	47	75	.627
4.	Elton Brand, 1998-99	55	88	.625
5.	Alaa Abdelnaby, 1987-90	63	102	.618
6.	Christian Laettner, 1989-92	128	213	.601

Minimum 25 field goals made

3-Point Field Goals Made

Rk	Player, Years	3FG
1.	Bobby Hurley, 1990-93 ^[3]	42
2.	J.J. Redick, 2003-06 ^[6]	39
3.	Jason Williams, 2000-02	36
4.	Trajan Langdon, 1995-99	28
	Daniel Ewing, 2002-05	28

3-Point Field Goal Attempts

Rk	Player, Years	3FGA
1.	J.J. Redick, 2003-06 ^[1]	115
2.	Jason Williams, 2000-02 ^[2]	112
3.	Bobby Hurley, 1990-93	96
4.	Shane Battier, 1998-01	73
5.	Trajan Langdon, 1995-99	70

3-Point Field Goal Pct.

Rk	Name, Years	3FG	3FGA	Pct
1.	William Avery, 1998-99	20	37	.541
2.	Jeff Capel, 1994-97	19	38	.500
3.	Daniel Ewing, 2002-05	28	61	.459
4.	Bobby Hurley, 1990-93	42	96	.438
5.	Kyle Singler, 2008-11	25	61	.410
6.	Chris Collins, 1993-96	16	40	.400
	Trajan Langdon, 1995-97	28	70	.400
	Nolan Smith, 2008-11	18	45	.400
	Seth Curry, 2011-13	16	40	.400

Minimum 15 three-point field goals made

Free Throws Made

Rk	Player, Years	FT
1.	Christian Laettner, 1989-92 ^[1]	142
2.	Shane Battier, 1998-01	75
3.	Shelden Williams, 2003-06	67
4.	Bobby Hurley, 1990-93	59
5.	Danny Ferry, 1986-89	57

Free Throws Attempted

Rk	Player, Years	FTA
1.	Christian Laettner, 1989-92 ^[1]	167
2.	Shane Battier, 1998-01	91
3.	Shelden Williams, 2003-06	86
4.	Grant Hill, 1991-94	83
5.	Brian Davis, 1989-92	82

Free Throw Pct.

Rk	Name, Years	FT	FTA	Pct
1.	Jon Scheyer (2007-10) ^[1]	57	64	.891
2.	Mark Alarie, 1983-86	37	43	.860
3.	Mike Gminski, 1977-80	36	42	.857
	J.J. Redick, 2003-06	42	49	.857
5.	Christian Laettner, 1989-92	142	167	.850

Minimum 35 free throws made

Rebounds (since 1973)

Rk	Player, Years	Reb
1.	Christian Laettner, 1989-92 ^[6]	169
2.	Shelden Williams, 2003-06 ^[1-13]	144
3.	Shane Battier, 1998-01 ^[1-14]	135
4.	Grant Hill, 1991-94 ^[1-16]	134
5.	Danny Ferry, 1986-89 ^[1-17]	131

Rebound Average

Rk	Name, Years	G	Reb	Avg
1.	Jay Buckley, 1962-64	8	95	11.9
2.	Shelden Williams, 2003-06	14	144	10.3
3.	Elton Brand, 1998-99	10	86	8.6
4.	Gene Banks, 1978-81	9	76	8.4
5.	Mike Gminski, 1977-80	9	75	8.3
	Mark Alarie, 1983-86	9	75	8.3

Assists

Rk	Player, Years	Ast
1.	Bobby Hurley, 1990-93 ^[1]	145
2.	Grant Hill, 1991-94	86
3.	Chris Duhon, 2001-04	79
4.	Quin Snyder, 1986-89	69
5.	Jason Williams, 2000-02	66

Assists Per Game

Rk	Name, Years	G	Ast	Avg
1.	Bobby Hurley, 1990-93	20	145	7.3
2.	Jason Williams, 2000-02	12	66	5.5
3.	Quinn Cook, 2012-13	5	26	5.2
4.	Tommy Amaker, 1984-87	12	57	4.8
5.	Chris Duhon, 2001-04	17	79	4.7
6.	Quin Snyder, 1986-89	16	69	4.3
	Grant Hill, 1991-94	20	86	4.3

Blocked Shots

Rk	Player, Years	Blk
1.	Shane Battier, 1998-01 ^[3]	42
2.	Shelden Williams, 2003-06 ^[1-4]	41
3.	Cherokee Parks, 1992-95	25
4.	Grant Hill, 1991-94	23
	Casey Sanders, 2000-03	23

Blocked Shots Per Game

Rk	Name, Years	G	Blk	Avg
1.	Shelden Williams, 2003-06	14	41	2.9
2.	Mike Gminski, 1977-80	9	22	2.4
3.	Shane Battier, 1998-01	19	42	2.2
4.	Cherokee Parks, 1992-95	14	25	1.8
5.	Elton Brand, 1998-99	10	17	1.7

Steals

Rk	Player, Years	St
1.	Grant Hill, 1991-94 ^[1]	39
2.	Chris Duhon, 2001-04 ^[1-2]	38
3.	Tommy Amaker, 1984-87 ^[4]	36
4.	Christian Laettner, Duke, 1989-92	32
	Bobby Hurley, 1990-93	32

Steals Per Game

Rk	Name, Years	G	Stl	Avg
1.	Tommy Amaker, 1984-89	12	36	3.0
2.	Jason Williams, 2000-03	12	31	2.6
3.	Chris Duhon, 2001-04	17	38	2.2
4.	Grant Hill, 1991-94	20	39	2.0
5.	Daniel Ewing, 2002-05	14	27	1.9

Games Played

Rk	Player, Years	GP
1.	Christian Laettner, 1989-92 ^[1]	23
2.	Greg Koubek, 1988-91 ^[1-2]	22
	Brian Davis, 1989-92 ^[1-2]	22
4.	Thomas Hill, 1990-93 ^[1-5]	20
	Bobby Hurley, 1990-93 ^[1-5]	20
	Grant Hill, 1991-94 ^[1-5]	20
	Antonio Lang, 1991-94 ^[1-5]	20

Games Started

Rk	Player, Years	GS
1.	Christian Laettner, 1989-92 ^[1]	23
2.	Bobby Hurley, 1990-93	20
3.	Chris Duhon, 2001-04	20
4.	Robert Brickey, 1987-90	16
5.	Grant Hill, 1991-94	15
	Chris Carrawell, 1997-00	15
	Shane Battier, 1998-01	15

Duke players all-time NCAA rank in parentheses

1991 NCAA Champions

From the beginning, the goal was clear: win the national championship.

Head coach Mike Krzyzewski made no bones about it as he began his 11th season at Duke University. He told his 13 players, assembling in the locker room for the first time in September, that it was their goal.

Leading up to the glory-filled 1990-1991 season were many anxious moments, including a 30-point loss to UNLV at the 1990 NCAA championship game, Krzyzewski being wooed by the Boston Celtics, and a tiring summer which had Coach K leading the USA team (with Christian Laettner and Bobby Hurley) to medal-winning performances at the Goodwill Games and the World Championships.

All of those were memories and lessons as the 1990-91 schedule got underway at the Dodge NIT in mid-November.

Duke rushed out to two quick and decisive victories in the Cameron Indoor Stadium. The Blue Devils then headed to the Big Apple and Madison Square Garden, where they faced fellow 1990 Final Four member Arkansas, whom the Blue Devils had defeated to earn a trip to the championship game. This time the Razorbacks turned back Duke and advanced to the title game with a 98-88 win.

The month of December featured a road loss to Georgetown in the ACC/Big East Challenge and a key road victory at 11th-ranked Oklahoma, which snapped the Sooners long home court winning streak. Duke triumphed 90-85 and finished the month with a 10-2 record.

The opening day of the ACC slate had the Blue Devils traveling to 18th-ranked Virginia. The Cavaliers crushed Duke, 81-64, making it time for a re-commitment to the season by the Blue Devils.

Freshman Grant Hill broke his nose at a late night practice session, which caused him to miss the next three ACC games. Duke won all three of those games, thanks in part to the emergence of sophomore Thomas Hill. The 6-4 guard/forward had 22 points in an 89-67 win over Wake Forest and then added 20 more against fifth-ranked North Carolina five days later in Duke's 74-60 victory over the Tar Heels.

The ACC regular season championship came down to the final game against the chief rival - North Carolina. The eighth-ranked Blue Devils hustled out to a 20-point margin in the early parts of the second half. The fourth-ranked Tar Heels came back but could never catch Duke as the Blue Devils posted an 83-77 victory.

A week later, the two squads met again in the ACC Tournament championship game. This

time, Carolina triumphed, 96-74, to hand Duke a decisive loss and leave the Blue Devils with a 26-7 record heading into the NCAA Tournament.

It was apparent early that the Blue Devils meant business in their chance to go to Indianapolis. Duke disposed of Northeast Louisiana, Iowa and Connecticut with little resistance leading up to the Midwest Regional title game against Big East member St. John's. Pacing the victory, Hurley earned MVP honors in the region with 20 points in the title game and a remarkable 6.75:1 assist-turnover ratio in the four NCAA games.

Up first in the Final Four was UNLV, a team with a 34-0 record that had rarely been challenged. The fight was on and Duke kept the pressure on the Runnin' Rebels. Finally, it came down to a little over two minutes to play and the Blue Devils down by a 76-71 count.

Hurley connected on a three-pointer when all seemed lost to make it 76-74 with 2:14 to play. Then Duke put on the defensive pressure and UNLV was forced into a shot clock violation. Next, Brian Davis took charge with a driving layup and a foul shot to give Duke a 77-76 lead.

After a Larry Johnson free throw tied the score, the ball landed in Laettner's hands on the offensive side and he was fouled with 12.7 seconds to play. He calmly converted the two charity tosses to give Duke a 79-77 lead which never changed.

Two nights later, in the most famed game of the college basketball season, Duke took the court against Kansas, which had defeated North Carolina in the semifinals.

The fatigued Blue Devils never faltered as Hurley and Grant Hill teamed up for a spectacular alley-oop dunk in the opening minutes to set the tone and Laettner proved steady with a record-setting 12-for-12 performance from the free throw line.

It was a crowning glory to the spectacular season as the Blue Devils brought home the title with a 72-65 victory over the Jayhawks. Laettner earned MVP honors and Hurley averaged 12 points and eight assists in the two games. Sophomore Bill McCaffrey added 16 points in the title game to also earn a slot on the All-Final Four team.

The season was complete, the dream a reality. Duke had won the national championship and along the way captured the ACC regular season crown, a record 16-0 home record, its eighth straight NCAA appearance, a fourth straight Final Four berth and fifth in the last six years, and Krzyzewski was named the Kodak/NABC National Coach of the Year.

Record: 32-7; Home: 16-0; Away: 8-5; Neutral: 8-2

Player	G	MP	FG-FGA	Pct	FT-FTA	Pct	Reb-Avg	PF-DQ	Ast	TO	BS	St	Pts-Avg
*Laettner	39	1178	271-471	.575	211-263	.802	340-8.7	111-1	76	121	44	75	771-19.8
McCaffrey	38	941	167-347	.481	84-101	.832	69-1.8	50-0	71	67	4	34	442-11.6
*T. Hill	39	908	164-297	.552	101-136	.743	142-3.6	67-1	51	55	15	59	450-11.5
*Hurley	39	1353	141-333	.423	83-114	.728	93-2.4	100-4	289	151	3	51	441-11.3
*G. Hill	36	887	160-310	.516	81-133	.609	183-5.1	79-1	79	74	30	51	402-11.2
Davis	39	902	104-228	.456	89-122	.730	158-4.1	83-2	63	60	8	39	298-7.6
*Koubek	38	600	77-177	.435	39-48	.813	110-2.9	67-2	33	29	3	21	225-5.9
Lang	36	426	57-94	.606	40-76	.526	92-2.6	55-1	7	25	28	14	154-4.3
Palmer	38	407	51-79	.646	33-40	.825	77-2.0	69-1	10	28	19	11	135-3.6
Clark	23	104	13-29	.448	20-32	.625	17-0.7	15-0	8	25	2	5	48-2.1
Ast	17	51	12-18	.667	3-4	.750	10-0.6	7-0	0	6	3	0	28-1.6
Buckley	19	93	10-18	.556	7-20	.350	20-1.1	12-0	2	4	1	2	27-1.4
Team	-	-	-	-	-	-	103-2.6	-	-	-	-	-	-
Duke	39	7850	1227-2401	.511	791-1089	.726	1414-36.3	715-13	689	645	160	362	3421-87.7
Opps	39	7850	1087-2445	.445	525-792	.663	1327-34.0	865-na	528	779	111	299	2864-73.4

• Three-Point Field Goals (176-459, .383): Hurley (76-188, .404); Koubek (32-76, .421); McCaffrey (24-70, .343); T. Hill (21-52, .404); Laettner (18-53, .340); Clark (2-9, .222); G. Hill (1-2, .500); Ast (1-4, .250); Davis (1-5, .200). **Dunks (112):** G. Hill 33; T. Hill 26; Laettner 21; Davis 19; Lang 8; Palmer 6. **Charges Taken (71):** Davis 16; Palmer 14; Hurley 12; T. Hill 10; Laettner 5; Lang 5; McCaffrey 4; G. Hill 2; Koubek 2; Buckley 1.

1990-91 Results

N 14	Marquette (6/-)	*H	W	87-74
N 16	Boston College (6/-)	*H	W	100-76
N 21	Arkansas (6/2)	N2	L	88-98
N 23	Notre Dame (6/-)	N2	W	85-77
N 26	East Carolina (6/-)	H	W	125-82
D 1	UNC Charlotte (8/-)	H	W	111-94
D 5	Georgetown (5/6)	*A	L	74-79
D 8	Michigan (5/-)	H	W	75-68
D 19	Harvard (9/-)	A	W	103-61
D 22	Oklahoma (9/11)	A	W	90-85
D 29	Lehigh (8/-)	H	W	97-67
J 2	Boston U. (8/-)	H	W	109-55
J 5	Virginia (8/18)	A	L	64-81
J 9	Georgia Tech (14/24)	H	W	98-57
J 12	Maryland (14/-)	A	W	94-78
J 14	Wake Forest (14/-)	H	W	89-67
J 16	The Citadel (12/-)	A	W	83-50
J 19	North Carolina (12/5)	H	W	74-60
J 23	N.C. State (9/-)	A	L	89-95
J 26	Clemson (9/-)	A	W	99-70
J 30	Georgia Tech (7/23)	A	W	77-75
F 2	Notre Dame (7/-)	A	W	90-77
F 7	Virginia (6/11)	H	W	86-74
F 9	Maryland (6/-)	H	W	101-81
F 10	Louisiana State (6/19)	H	W	88-70
F 13	Davidson (5/-)	H	W	74-39
F 16	Wake Forest (5/-)	A	L	77-86
F 20	N.C. State (7/-)	H	W	72-65
F 24	Arizona (7/9) ••	A	L	96-103
F 27	Clemson (8/-)	H	W	79-62
M 3	North Carolina (8/4)	A	W	83-77
M 9	N.C. State (6/-)	N4	W	93-72
M 10	North Carolina (6/7)	N4	L	74-96
M 14	Louisiana-Monroe (6/-)	N5	W	102-73
M 16	Iowa (6/-)	N5	W	85-70
M 22	Connecticut (6/-)	N6	W	81-67
M 24	St. John's (6/20)	N6	W	78-61
M 30	UNLV (6/1)	N7	W	79-77
A 1	Kansas (6/12)	N7	W	72-65

*H - Dodge NIT, Durham, N.C.
 N2 - Dodge NIT, New York, N.Y.
 *A - ACC/Big East Challenge, Landover, Md.
 N4 - ACC Tournament, Charlotte, N.C.
 N5 - NCAA Tournament, Minneapolis, Minn.
 N6 - NCAA Tournament, Pontiac, Mich.
 N7 - NCAA Final Four, Indianapolis, Ind.

Honors & Awards

Grant Hill

- First Team Freshman All-America (Basketball Times)
- Third Team Freshman All-America (Basketball Weekly)
- ACC All-Freshman
- ACC All-Tournament (second team)

Thomas Hill

- Third Team All-ACC
- All-Region (Basketball Times)
- NCAA Midwest Region All-Tournament Team

Bobby Hurley

- Honorable Mention All-America (AP)
- Third Team All-ACC
- All-Region (Basketball Times)
- NCAA All-Final Four Team
- NCAA Midwest Region MVP
- NCAA Midwest Region All-Tournament Team

Greg Koubek

- ACC All-Tournament (second team)

Christian Laettner

- First Team All-America (Basketball Times, Wooden)
- Second Team All-America (AP, UPI, NABC, USBWA)
- NCAA Final Four MVP
- NCAA All-Final Four Team
- NCAA Midwest Region All-Tournament Team
- First Team All-ACC
- ACC All-Tournament (first team)
- USBWA District Player of the Year
- USBWA First Team All-District

Bill McCaffrey

- NCAA All-Final Four Team

Mike Krzyzewski

- National Coach of the Year (NABC)

TRADITION

1992 NCAA Champions

The 1991-1992 Duke men's basketball season preview began this way: "When four starters return to any college basketball team there is always cause for celebration. When the four starters return from a team that captured the national championship the year before, the possibilities seem endless."

With a roster that included ACC Athlete of the Year Christian Laettner, All-ACC guards Bobby Hurley and Thomas Hill, sophomore Grant Hill and four additional returning letterwinners, the Blue Devils were poised to defend their title.

On December 14, Duke faced future NCAA championship opponent Michigan in Ann Arbor. The Blue Devils were 6-0 heading into the night, having swept four of the five previous teams by at least a 25-point margin. After leading by as many as 17 points early in the second half, Duke came back from a two-point deficit when Hurley scored five points in the last two minutes of play to secure an 88-85 victory.

The ACC season started strong, with solid victories over Virginia, Florida State, Maryland, Georgia Tech and N.C. State.

On February 1, 1992, Duke celebrated its 500th win in Cameron Indoor Stadium with a 100-71 blowout against Notre Dame.

The first real challenge of the ACC season came against perennial rival North Carolina on its home court in Chapel Hill. Hurley broke his foot midway through the first half, but played anyway as the ninth-ranked Tar Heels posted a 75-73 upset victory over top-ranked Duke.

As tournament time approached, Duke had only suffered two losses: one to North Carolina and a second against Wake Forest in late February when Duke squandered a 10-point lead in the game's final five minutes to fall to the Demon Deacons 72-68.

Laettner and Brian Davis had won just about every prize imaginable in their four-year Duke careers except one, the ACC championship. Duke recorded wins over Maryland and Georgia Tech to reach the finals. The Blue Devils registered a crushing 94-74 defeat of North Carolina in the 1992 ACC final that brought redemption after the previous year's 22-point loss to UNC in the same game. Laettner left nothing to chance with 25 points, 10 rebounds and seven steals. Five others hit double-figures, including Grant Hill who hit all eight of his shots and added seven assists.

With eight straight trips to NAAs, Final Four berths every year but one since 1986, and the 1991 title securely under its belt, the 1992 Duke squad was looking to make history when it opened the tournament on March 19.

Duke, the top-seed in the East Regional, posted wins over Campbell, Iowa and Seton Hall to reach the Elite Eight.

The Blue Devils' Elite Eight matchup against Kentucky on March 28, 1992, saw two of the most famed programs in basketball history take aim at each other. Kentucky did everything possible to dethrone the champions and appeared to have Duke right where it wanted it with 2.1 seconds to play in the overtime period after Sean Woods drove by Hurley and banked in a one-handed shot over Laettner for a one-point lead.

Then, in a season equally filled with magical moments and overwhelming adversity, a miracle took place. Grant Hill flung the undefended inbound pass to Laettner who leaped to catch the ball over John Pelphrey and Deron Feldhaus. Time seemed to stand still as Laettner faked to his right, turned to his left and lofted an 18-footer that found nothing but net as time expired. The Spectrum crowd erupted as the Duke players jumped on Laettner to celebrate another trip to the Final Four and a 104-103 victory over Kentucky.

Up next was Indiana, an intriguing matchup between the two winningest programs in NCAA Tournament history. The beginning of the second half, which began with Duke trailing by five points, 42-37, turned into one of Duke's finest moments of the season. The Blue Devils reeled off 13 straight points and then made it a 21-3 surge to open the first 10 minutes of the frame to make the score 58-45 in favor of Duke. Free throws by Antonio Lang and Cherokee Parks closed out the 81-78 victory as the Blue Devils headed to the NCAA championship game for the third consecutive season.

The billing Michigan and Duke had entering the Metrodome on April 6th to decide the national champion read: "The Fab Five meets The Victory Tour."

Grant Hill made his first start since February when he was inserted for an injured Davis, scoring 18 points and grabbing 10 rebounds as Duke stumbled out of the blocks but hung tough in trailing by just one at the half, 31-30. The Blue Devils turned up the defensive pressure in the second frame, forcing Michigan into 29 percent shooting from the field and just 20 second-half points.

With 13.5 seconds remaining and a comfortable 20-point cushion, Coach K gave his starters one last curtain call to an incredible season-long journey. A roar echoed through the dome as players exchanged high-fives and hugs to start the celebration of the 71-51 victory.

Record: 34-2; Home: 13-0; Away: 11-2; Neutral: 10-0

Player	G	MP	FG-FGA	Pct	FT-FTA	Pct	Reb-Avg	PF-DQ	Ast	TO	BS	St	Pts-Avg
*Laettner	35	1128	254-442	.575	189-232	.815	275-7.9	90-1	69	116	32	74	751-21.5
*T. Hill	36	1102	196-367	.534	96-125	.768	121-3.4	75-1	54	50	16	60	525-14.6
*G. Hill	33	1000	182-298	.611	99-135	.733	187-5.7	91-2	134	80	27	39	463-14.0
*Hurley	31	1043	123-284	.433	105-133	.789	62-2.0	64-1	237	109	1	35	410-13.2
*Davis	36	1111	140-291	.481	114-154	.740	163-4.5	82-4	69	53	9	42	402-11.2
Lang	34	763	77-137	.562	65-99	.657	139-4.1	87-1	23	43	10	20	219-6.4
Parks	34	435	60-105	.571	50-69	.725	81-2.4	57-0	13	30	35	5	170-5.0
Clark	34	268	33-61	.541	21-27	.778	27-0.8	26-0	22	21	4	7	99-2.9
Meek	25	143	22-38	.579	18-36	.500	30-1.2	18-1	5	6	5	3	62-2.5
Blakeney	29	175	13-23	.565	13-20	.650	24-0.8	10-0	17	17	0	7	40-1.4
Ast	14	44	5-12	.417	6-9	.667	14-1.0	6-0	2	4	1	1	16-1.1
Burt	19	38	3-11	.273	4-4	1.000	2-0.1	3-0	8	4	1	1	10-0.5
Team	-	-	-	-	-	-	105-2.9	-	-	-	-	-	-
Duke	36	7250	1108-2069	.536	780-1043	.748	1229-34.1	609-11	653	533	141	294	3167-88.0
Opps	36	7250	1033-2213	.467	379-583	.650	1129-31.4	837-na	557	639	115	232	2615-72.6

• Three-Point Field Goals (171-394, .434): Hurley (59-140, .421); Laettner (54-97, .557); T. Hill (37-91, .407); Clark (12-18, .667); Davis (8-39, .205); Blakeney (1-4, .250); G. Hill (0-1, .000); Ast (0-4, .000). Dunks (146): G. Hill 48; T. Hill 25; Laettner 21; Davis 18; Lang 16; Parks 12; Clark 4; Meek 2. Charges Taken (48): Davis 9; Laettner 8; Lang 7; G. Hill 7; T. Hill 6; Hurley 5; Clark 2; Meek 2; Parks 2.

1991-92 Results

N 25	East Carolina (1/-)	H	W	103-75
N 30	Harvard (1/-)	H	W	118-65
D 5	St. John's (1/7)	N1	W	91-81
D 7	Canisius (1/-)	A	W	96-60
D 14	Michigan (1/18) •	A	W	88-85
D 30	William & Mary (1/-)	H	W	97-61
J 2	Virginia (1/-)	A	W	68-62
J 6	Florida State (1/-)	H	W	86-70
J 8	Maryland (1/-)	A	W	83-66
J 11	Georgia Tech (1/14)	H	W	97-84
J 15	N.C. State (1/-)	H	W	110-75
J 18	UNC Charlotte (1/18)	H	W	104-82
J 21	Boston U. (1/-)	A	W	95-85
J 25	Wake Forest (1/-)	H	W	84-68
J 27	Clemson (1/-)	H	W	112-73
J 30	Florida State (1/23)	A	W	75-62
F 1	Notre Dame (1/-)	H	W	100-71
F 5	North Carolina (1/9)	A	L	73-75
F 8	Louisiana State (1/22)	A	W	77-67
F 12	Georgia Tech (1/-)	A	W	71-62
F 16	N.C. State (1/-)	A	W	71-63
F 20	Maryland (1/-)	H	W	91-89
F 23	Wake Forest (1/-)	A	L	68-72
F 26	Virginia (1/-)	H	W	76-67
M 1	UCLA (1/4)	A	W	75-65
M 4	Clemson (1/-)	A	W	98-97
M 8	North Carolina (1/16)	H	W	89-77
M 13	Maryland (1/-)	N2	W	94-87
M 14	Georgia Tech (1/-)	N2	W	89-76
M 15	North Carolina (1/20)	N2	W	94-74
M 19	Campbell (1/-)	N3	W	82-56
M 21	Iowa (1/-)	N3	W	75-62
M 26	Seton Hall (1/19)	N4	W	81-69
M 28	Kentucky (1/6) •	N4	W	104-103
A 4	Indiana (1/5)	N5	W	81-78
A 6	Michigan (1/15)	N5	W	71-51

N1 - ACC/Big East Challenge, Greensboro, N.C.

N2 - ACC Tournament, Charlotte, N.C.

N3 - NCAA Tournament, Greensboro, N.C.

N4 - NCAA Tournament, Philadelphia, Pa.

N5 - NCAA Final Four - Minneapolis, Minn.

Honors & Awards

Brian Davis

- ACC All-Tournament (first team)

Grant Hill

- Second Team All-America (UPI)
- Honorable Mention All-America (AP)
- NCAA All-Final Four Team
- Second Team All-ACC
- ACC All-Tournament (second team)

Thomas Hill

- Third Team All-ACC

Bobby Hurley

- National Player of the Year finalist (Wooden, Eastman)
- First Team All-America (NABC, Wooden)
- Second Team All-America (Basketball Times)
- Third Team All-America (AP, UPI, Basketball Weekly)
- NCAA Final Four MVP
- NCAA East Region All-Tournament Team
- Second Team All-ACC
- ACC All-Tournament (first team)
- USBWA First Team All-District

Christian Laettner

- National Player of the Year (unanimous)
- First Team All-America (unanimous)
- All-Final Four Team
- East Region MVP
- ACC Player of the Year
- First Team All-ACC
- ACC Tournament MVP
- ACC All-Tournament (first team)
- USBWA District Player of the Year

Mike Krzyzewski

- National Coach of the Year (Sporting News, Naismith)
- USBWA District Coach of the Year

2001 NCAA Champions

The story of the 2001 championship season began in the spring and summer of 1999. After losing in the 1999 NCAA Final, Duke lost four of its superstars to the NBA, which seemingly depleted the team. But after a successful 2000 campaign, which saw the Blue Devils win the ACC Championship, the team returned in the fall of 2001 ready to go all the way.

The Blue Devils started off the season hot by winning the Preseason NIT. In the process, Coach K picked up his 500th win at Duke by knocking off Villanova at home. After that game, the Cameron Indoor Stadium floor was officially renamed Coach K Court. Throughout November and December the team continued to roll. The three-point shot proved to be extremely valuable as on any given possession guards Jason Williams and Chris Duhon, or forwards Shane Battier, Mike Dunleavy, and Nate James, could knock down long range jumpers.

In the last game before Christmas break, Duke lined up against Stanford. After leading the whole game, however, the Blue Devils missed free throws in the final seconds. Stanford came down and banked in the winning shot.

After the break, Duke rattled off nine straight wins, including victories over four ranked teams. In that stretch was one of the great games in Duke history. Playing against Maryland at College Park, the Blue Devils found themselves down 89-77 with 1:05 to go in the game. However, James and Williams outscored Maryland 13-1 to send the game to overtime. In the extra session, Battier took over, scoring Duke's last six points and blocking a game-tying shot at the buzzer.

Duke lost its first ACC game of the year against North Carolina, but rebounded and rolled over the next three ACC opponents before losing at the buzzer in Virginia.

Duke's victory over Georgia Tech on Feb. 21 featured the retirement of Battier's #31 jersey. The next game at Wake Forest was special as well, as Duhon came back from an injury in the first half to knock down the game winning shot at the buzzer.

Duke's final home game saw a Maryland team looking for a settling of scores after the Blue Devils' last-minute antics in College Park. Duke led 60-51 with 15:30 left in the second half, but with just under 10 minutes remaining, Boozer fractured his right foot and Duke watched as Maryland posted a 91-80 win on senior day.

In the season finale in Chapel Hill, the Blue Devils came out firing as their new offense surprised UNC. With Duhon and sophomore Casey Sanders now starting, the Devils ran North Carolina into the ground, 95-85.

In the ACC Tournament, Duke ran over NC State to set up a third meeting with Maryland. At the end of another intense game, James' tap-in at the buzzer gave Duke an 84-82 win. The Blue Devils headed to the finals to face North Carolina once again. In a repeat performance, Duke took a 50-30 halftime lead and ran away with a victory and the ACC Championship.

The NCAA Tournament campaign started out well as the Blue Devils easily rolled over Monmouth and topped a Missouri team coached by former Blue Devil star Quin Snyder.

As Duke moved onto the Sweet 16 in Philadelphia to play UCLA, the whole team was back in action. A recovered Boozer came in during the first half and helped spark a 12-0 run. In the second half, Williams scored 19 straight points for the Blue Devils to propel the team to a tough 76-63 victory.

Facing USC in the regional final game, Duhon's clutch three-point shooting in the second half proved to be the key as Duke moved on to the Final Four, beating the Trojans 79-69.

The stage was set in Minneapolis for Duke to battle the Terrapins for the fourth time in a little over two months. Duke trailed by as many as 22 points in the first half before shaking off an 11-point deficit at halftime to complete the biggest comeback in NCAA Tournament semifinal history. Duke took the lead with Williams' three-pointer, 73-72, with under seven minutes to go in the game, closing out the game 95-84 to advance to the title game.

Only one game remained. Inside the Metrodome on April 2, Duke took on fifth-ranked Arizona. The game was a back-and-forth affair throughout, with Duke riding the all-around play of Battier and three-point shooting of Dunleavy for an 82-72 victory.

Battier played all 40 minutes, scoring 18 points, grabbing 11 rebounds and handing out six assists. Dunleavy led Duke with 21 points, including a career-high five three-pointers, while Boozer registered a double-double with 12 points and 12 rebounds.

With its 82-72 victory, Duke became the first No.1 ranked team to win the national championship since UCLA in 1995.

2000-01 Results

N 14	Princeton (2/-)	H	W	87-50
N 17	Villanova (2/-)	H	W	98-85
N 22	Texas (2/-)	N1	W	95-69
N 24	Temple (2/-)	N1	W	63-61
N 25	Army (2/-)	H	W	91-48
N 28	Illinois (1/9)	N2	W	78-77
D 2	Temple (1/17)	A	W	93-68
D 5	Davidson (1/-)	H	W	102-60
D 9	Michigan (1/-)	H	W	104-61
D 19	Portland (1/-)	N3	W	97-64
D 21	Stanford (1/3)	N4	L	83-84
D 30	N.C. A&T (3/-)	H	W	108-73
J 4	Florida State (3/-)	A	W	99-72
J 7	Clemson (3/-)	H	W	115-74
J 10	N.C. State (2/-)	A	W	84-78
J 13	Virginia (2/10)	H	W	103-61
J 16	Boston College (2/25)	H	W	97-75
J 20	Georgia Tech (2/-)	A	W	98-77
J 24	Wake Forest (2/9)	H	W	85-62
J 27	Maryland (2/8)	A	W	98-96
F 1	North Carolina (2/4)	H	L	83-85
F 4	Florida State (2/-)	H	W	100-58
F 7	Clemson (3/-)	A	W	81-64
F 11	N.C. State (3/-)	H	W	101-75
F 14	Virginia (3/12)	A	L	89-91
F 18	St. John's (3/-)	A	W	91-59
F 21	Georgia Tech (4/-)	H	W	98-54
F 24	Wake Forest (4/24)	A	W	82-80
F 27	Maryland (2/16)	H	L	80-91
M 4	North Carolina (2/4)	A	W	95-81
M 9	N.C. State (3/-)	N5	W	76-61
M 10	Maryland (3/11)	N5	W	84-82
M 11	North Carolina (3/6)	N5	W	79-53
M 15	Monmouth (1/-)	N6	W	95-52
M 17	Missouri (1/-)	N6	W	94-81
M 22	UCLA (1/15)	N7	W	76-63
M 24	USC (1/-)	N7	W	79-69
M 31	Maryland (1/11)	N8	W	95-84
A 2	Arizona (1/5)	N8	W	82-72

N1 - TiVo Preseason NIT, New York, NY.
 N2 - ACC/Big 10 Challenge, Greensboro, N.C.
 N3 - Rose Garden, Portland, Ore.
 N4 - The Coliseum in Oakland, Oakland, Calif.
 N5 - ACC Tournament, Atlanta, Ga.
 N6 - NCAA Tournament, Greensboro, N.C.
 N7 - NCAA Tournament, Philadelphia, Pa.
 N8 - NCAA Final Four, Minneapolis, Minn.

Honors & Awards

Shane Battier

- Wooden Award winner
- Naismith Award winner
- National Player of the Year (consensus)
- National Defensive Player of the Year
- Verizon Academic All-America of the Year
- First Team All-America (unanimous)
- NCAA Final Four MOP
- NCAA East Region All-Tournament Team
- ACC Co-Player of the Year
- First Team All-ACC
- ACC Tournament MVP
- ACC All-Tournament Team

Chris Duhon

- ACC Rookie of the Year

Mike Dunleavy

- NCAA All-Final Four Team
- ACC All-Tournament Team (first team)

Nate James

- Third Team All-ACC
- ACC All-Tournament Team (second team)
- ACC All-Defensive Team

Jason Williams

- National Player of the Year (NABC)
- First Team All-America (consensus)
- NCAA All-Final Four Team
- NCAA East Region MOP
- NCAA East Region All-Tournament Team
- First Team All-ACC
- ACC All-Tournament Team (first team)

Mike Krzyzewski

- 2001 Naismith Memorial Hall of Fame inductee
- Victor Award winner - National Coach of the Year

Record: 35-4; Home: 13-2; Away: 8-1; Neutral: 14-1

Player	G	MP	FG-FGA	Pct	FT-FTA	Pct	Reb-Avg	PF-DQ	Ast	TO	BS	St	Pts-Avg
*Williams	39	1240	285-603	.473	139-211	.659	128-3.3	87-0	237	154	5	78	841-21.6
*Battier	39	1363	251-533	.471	152-191	.796	285-7.3	80-3	72	60	88	82	778-19.9
*Boozer	32	820	160-265	.604	105-146	.719	208-6.5	91-2	40	38	28	28	425-13.3
*Dunleavy	39	1137	184-388	.474	68-98	.694	222-5.7	81-1	103	80	15	53	493-12.6
*James	39	1085	161-326	.494	115-144	.799	202-5.2	78-0	42	63	8	62	480-12.3
Duhon	39	1085	92-217	.424	52-80	.650	124-3.2	65-0	174	61	1	77	280-7.2
Sweet	7	79	13-27	.481	2-6	.333	18-2.6	6-0	4	4	1	6	29-4.1
Horvath	6	54	7-23	.304	1-1	1.000	14-2.3	7-0	3	5	3	2	17-2.8
Sanders	35	373	28-60	.467	31-60	.517	63-1.8	72-2	7	21	32	3	87-2.5
Christen.	30	253	17-29	.586	14-32	.438	70-2.3	62-3	3	16	8	10	48-1.6
Love	21	130	9-17	.529	10-17	.588	33-1.6	21-1	2	6	6	4	28-1.3
Simpson	22	32	6-18	.333	5-8	.625	11-0.5	2-0	4	6	0	1	20-0.9
Borman	7	17	2-5	.400	1-1	1.000	2-0.3	1-0	1	2	0	0	6-0.9
Buckner	23	83	2-12	.167	1-4	.250	10-0.4	5-0	7	14	1	5	5-0.2
Caldbeck	13	35	0-7	.000	1-3	.333	7-0.5	1-0	2	0	0	0	1-0.1
Team	-	-	-	-	-	-	108-2.8	-	-	1	-	-	-
Duke	39	7825	1217-2530	.481	697-1002	.696	1505-38.6	659-12	701	531	196	411	3538-90.7
Opps	39	7825	1028-2471	.416	487-701	.695	1461-37.5	848-na	517	752	117	282	2750-70.5

• Three-Point Field Goals (407-1057, .385): Williams (132-309, .427); Battier (124-296, .419); Dunleavy (57-153, .373); Duhon (44-122, .361); James (43-137, .314); Simpson (3-10, .300); Horvath (2-12, .167); Borman (1-3, .333); Sweet (1-5, .200); Love (0-1, .000); Buckner (0-3, .000); Caldbeck (0-6, .000). Dunks (130): Boozer 35; James 24; Williams 18; Battier 16; Dunleavy 13; Sanders 10; Christensen 6; Duhon 5; Love 3; Sweet 1. Charges Taken (58): Battier 26; Williams 9; Dunleavy 8; James 5; Boozer 3; Duhon 2; Sanders 2; Horvath 1; Love 1; Sweet 1. Forced Five-Second Calls (7): Duhon 4; Williams 2; Battier 1.

TRADITION

2010 NCAA Champions

The story of the 2010 championship team is one of teamwork and consistent growth. Despite returning four starters from an ACC Championship team that won 30 games a year before, the Blue Devils were often overlooked and ignored as a title contender in 2010.

A group of seniors (Jon Scheyer, Lance Thomas & Brian Zoubek) that endured a 22-11 record as freshmen, along with junior standouts Kyle Singler and Nolan Smith, set out to do something special with a group that most considered good but not great.

The Blue Devils started strong with six straight wins, including a 68-59 victory over 13th-ranked Connecticut in the championship game of the NIT Season Tip-Off. Duke outrebounded the Huskies, 56-43, in the contest with Thomas and Zoubek each grabbing 11 boards.

Duke suffered its first setback of the year, despite 28 points from Singler, on Dec. 2 at Wisconsin. The 73-69 loss was Duke's first in the ACC/Big Ten Challenge.

The team won its next seven games, with six of the victories coming by 20+ points. Duke climbed to No. 5 in the AP poll and Scheyer established himself as an All-America candidate along the way. The senior guard netted a career-high 36 points on 7-of-9 shooting from three-point distance against Gardner-Webb and totaled 31 points in a win over Iowa State in Chicago.

Duke dropped an ACC road contest to No. 20 Georgia Tech despite 25 points and six assists from Scheyer before returning home to post wins over Boston College and Wake Forest.

The skeptics reemerged following another road loss for the Blue Devils, this time at the hands of N.C. State. The Wolfpack shot 58.2 percent from the field in an 88-74 victory.

Duke's road woes changed in a primetime contest at Clemson with ESPN College GameDay on site. The Blue Devils avenged a 74-47 loss in 2009 at Littlejohn with a 60-47 win over the 17th-ranked Tigers. Smith paced the team with 22 points on 8-of-13 shooting.

Duke hit a stumbling block again in Washington, D.C., against Georgetown with President Barack Obama and Vice President Joe Biden on hand. The Hoyas dismantled the Blue Devil defense, shooting an opponent-record 71.7 percent from the field.

Duke returned home to top 21st-ranked Georgia Tech and added road wins over Boston College and North Carolina. On Feb. 13, in his 1,000th career game at Duke, Mike Krzyzewski moved Zoubek into the starting lineup, and the senior center responded with 16 points and a

career-best 17 rebounds against the Terrapins. He followed up with a 16-rebound effort two games later and suddenly Duke had an interior toughness to go with the NCAA's highest-scoring trio in Scheyer, Singler and Smith.

Duke entered March ranked fourth in the polls with a 25-4 record. On senior night at Maryland, it took a few unfortunate bounces and a clutch performance by Greivis Vasquez to snap the Blue Devils' four-game road win streak and an eight-game win streak overall.

The Blue Devils put everything together in their next game, an 82-50 dismantling of North Carolina. Scheyer, Singler and Smith combined for 65 points and Duke jumped out to a 53-26 halftime lead. The Tar Heels had 15 turnovers and made just 16 field goals in the contest.

In the ACC Tournament, Duke posted wins over Virginia and Miami to reach the championship game. Tournament MOP Singler went 14-of-16 from the foul line, and Scheyer hit a clutch three-point field goal in the final 30 seconds to secure a 65-61 victory over Georgia Tech and Duke's ninth ACC title in the last 12 years.

The Blue Devils grabbed a No. 1 seed in the NCAA Tournament for the 11th time in school history and advanced through Jacksonville by handily defeating Arkansas-Pine Bluff and California. Duke then posted a hard-fought, 70-57, win over Purdue as Singler netted 24 points and the Blue Devils posted a +21 rebound margin for the game. Left standing in the way of the program's first Final Four appearance since 2004 was Baylor. Duke trailed at the half but used timely three-point shooting and 23 offensive rebounds to claim a 78-71 victory. Smith scored a career-high 29 points in the win.

Duke returned to Indianapolis, the site of its first NCAA title, to face West Virginia in the Final Four. The big three combined for 63 points as the Blue Devils shot 52.7 percent from the field in a 78-57 dismantling of the Mountaineers.

The title game pitted Duke against hometown Butler and its 25-game win streak. The seesaw battle came down to the final seconds with the outcoming hanging in the balance until a halfcourt shot caromed off the rim at the buzzer giving the Blue Devils a 61-59 victory and the program's fourth NCAA title. Singler, the Final Four MVP, led the way with 19 points, while Zoubek added 10 rebounds.

With the win in the title game, Krzyzewski's team completed its climb from good to very good to great.

2009-10 Results

N 13	UNC Greensboro (9/-)	H	W	96-62
N 16	Coastal Carolina (9/-)	*H	W	74-61
N 17	Charlotte (9/-)	*H	W	101-59
N 21	Radford (9/-)	H	W	104-67
N 25	Arizona State (7/-)	N1	W	64-53
N 27	Connecticut (7/13)	N1	W	68-59
D 2	Wisconsin (6/-)	A	L	69-73
D 5	St. John's (6/-)	H	W	80-71
D 15	Gardner-Webb (7/-)	H	W	113-68
D 19	Gonzaga (7/15)	N2	W	76-41
D 29	Long Beach State (7/-)	H	W	84-63
D 31	Pennsylvania (7/-)	H	W	114-55
J 3	Clemson (7/21)	H	W	74-53
J 6	Iowa State (5/-)	N3	W	86-65
J 9	Georgia Tech (5/20)	A	L	67-71
J 13	Boston College (8/-)	H	W	79-59
J 17	Wake Forest (8/-)	H	W	90-70
J 20	N.C. State (7/-)	A	L	74-88
J 23	Clemson (7/17)	A	W	60-47
J 27	Florida State (8/-)	H	W	70-56
J 30	Georgetown (8/7)	A	L	77-89
F 4	Georgia Tech (10/21)	H	W	86-67
F 6	Boston College (10/-)	A	W	66-63
F 10	North Carolina (8/-)	A	W	64-54
F 13	Maryland (8/-)	H	W	77-56
F 17	Miami (6/-)	A	W	81-74
F 21	Virginia Tech (6/-)	H	W	67-55
F 25	Tulsa (5/-)	H	W	70-52
F 28	Virginia (5/-)	A	W	67-49
M 3	Maryland (4/22)	A	L	72-79
M 6	North Carolina (4/-)	H	W	82-50
M 12	Virginia (4/-)	N4	W	57-46
M 13	Miami (4/-)	N4	W	77-74
M 14	Georgia Tech (4/-)	N4	W	65-61
M 19	Arkansas-Pine Bluff (3/-)	N5	W	73-44
M 21	California (3/-)	N5	W	68-53
M 26	Purdue (3/10)	N6	W	70-57
M 28	Baylor (3/19)	N6	W	78-71
A 3	West Virginia (3/6)	N7	W	78-57
A 5	Butler (3/11)	N7	W	61-59

*H - NIT Season Tip-Off, Durham, N.C.
 N1 - NIT Season Tip-Off, New York, N.Y.
 N2 - Madison Square Garden, New York, N.Y.
 N3 - United Center, Chicago, Ill.
 N4 - ACC Tournament, Greensboro, N.C.
 N5 - NCAA Tournament, Jacksonville, Fla.
 N6 - NCAA Tournament, Houston, Texas
 N7 - NCAA Final Four, Indianapolis, Ind.

Honors & Awards

- Ryan Kelly**
- ACC All-Academic Team
- Jon Scheyer**
- NCAA All-Final Four Team
 - NCAA South Region All-Tournament Team
 - Consensus Second Team All-America
 - ACC All-Tournament (first team)
 - First Team All-ACC (unanimous)
 - NIT Season Tip-Off Most Outstanding Player
 - ACC Player of the Week (Nov. 30, Dec. 21, Feb. 15)

Kyle Singler

- NCAA Final Four MVP
- ACC Tournament MVP
- First Team All-ACC

Nolan Smith

- NCAA All-Final Four Team
- NCAA Tournament South Region MOP
- ACC All-Tournament (first team)
- Second Team All-ACC
- NIT Season Tip-Off all-tournament Team
- ACC Player of the Week (Nov. 23)

Lance Thomas

- ACC All-Defensive Team (media)
- ACC All-Defensive Team (coaches)

Brian Zoubek

- ACC All-Academic Team

Record: 35-5; Home: 17-0; Away: 5-5; Neutral: 13-0

Player	G	MP	FG-FGA	Pct	FT-FTA	Pct	Reb-Avg	PF-DQ	Ast	TO	BS	St	Pts-Avg
*Scheyer	40	1470	212-531	.399	194-221	.878	144-3.6	54-0	194	65	10	65	728-18.2
*Singler	40	1436	228-550	.415	166-208	.798	280-7.0	86-1	96	79	32	41	707-17.7
*Smith	38	1349	239-542	.441	122-159	.767	106-2.8	66-0	114	69	9	45	660-17.4
Zoubek	40	746	90-141	.638	43-78	.551	309-7.7	138-8	39	48	31	27	223-5.6
*Mi. Plumlee	40	654	83-148	.561	39-59	.661	197-4.9	103-3	12	43	26	20	206-5.2
*Thomas	40	1013	68-155	.439	55-74	.743	194-4.9	121-4	36	61	8	24	191-4.8
Dawkins	38	477	54-136	.397	25-34	.735	43-1.1	36-1	13	15	2	11	169-4.4
Ma. Plumlee	34	480	49-106	.462	25-46	.543	105-3.1	73-1	30	32	30	18	125-3.7
Czyz	6	61	7-12	.583	0-0	.000	12-2.0	4-0	5	3	0	2	15-2.5
Kelly	35	227	16-45	.356	4-6	.667	38-1.1	34-0	13	8	14	8	41-1.2
Davidson	21	55	1-5	.200	6-10	.600	5-0.2	6-0	3	3	0	1	9-0.4
Johnson	14	24	1-3	.333	3-4	.750	3-0.2	0-0	0	0	0	2	5-0.4
Peters	7	8	0-0	.000	0-0	.000	1-0.1	0-0	0	1	0	0	0-0.0
Zafirovski	0	0	0-0	.000	0-0	.000	0-0.0	0-0	0	0	0	0	0-0.0
Team	-	-	-	-	-	-	123-3.2	-	-	12	-	-	-
Duke	40	8000	1048-2374	.441	682-899	.759	1560-39.0	721-18	555	439	162	264	3079-77.0
Opps	40	8000	883-2202	.401	515-749	.688	1310-32.8	781-17	432	566	155	210	2439-61.0

• **Three-Point Field Goals (301-782, .385):** Scheyer (110-287, .383), Singler (85-213, .399), Smith (60-153, .392), Dawkins (36-95, .379), Kelly (5-19, .263), Ma. Plumlee (2-8, .250), Mi. Plumlee (1-1, 1.000), Davidson (1-2, .500), Czyz (1-4, .250). **Dunks (86):** Mi. Plumlee 33, Ma. Plumlee 24, Smith 9, Thomas 7, Singler 4, Czyz 3, Kelly 2, Zoubek 2, Dawkins 2. **Charges Taken (54):** Thomas 16, Zoubek 16, Singler 7, Scheyer 6, Kelly 4, Smith 4, Mi. Plumlee 1. **Forced Five-Second Calls (3):** Smith 2, TEAM 1.

TRADITION

2015 NCAA Champions

The 2014-15 campaign served as a redemptive year for the Blue Devils. After an early exit from the NCAA Tournament the previous season, Duke welcomed an impressive foursome of freshmen (Grayson Allen, Tyus Jones, Jahliil Okafor and Justise Winslow) to Durham to help bolster a lineup that included senior leader Quinn Cook. The Blue Devils showcased unparalleled maturity and focus that was evident from the outset.

Duke opened the season with victories in its first 14 games, including 10-point wins over No. 19 Michigan State (81-71) and No. 2 Wisconsin (80-70). In both matchups, fans saw their first glimpse of a reoccurring theme throughout the year - Tyus Jones performing when the pressure was greatest. He helped put the game out of reach in Duke's games against the Spartans and Badgers, scoring 17 second-half points against Michigan State and netting a team-high 22 points on 7-of-11 shooting versus Wisconsin.

Duke suffered its initial two setbacks of the season against NC State and Miami. The first of Duke's four losses took place in Raleigh, N.C., where the Blue Devils were unable to defend the perimeter against a locked-in Wolfpack squad, surrendering 10 three-point field goals en route to an 87-75 loss. After returning home to Cameron, Duke looked to right the ship against Miami, but the Hurricanes had other plans as the Blue Devils' 41-game home court win streak came to an end with an 87-75 defeat. Duke's perimeter defense once again struggled, as Miami connected on 10-of-20 three-point attempts.

In a significant defensive shift, the Blue Devils transitioned to a zone defense against No. 6 Louisville, holding the Cardinals to just 18-of-61 shooting, the lowest field goal percentage by a Duke opponent all season. Offensively, Duke relied on team captain Amile Jefferson, who netted a career-high 19 points on 6-of-7 shooting.

Duke returned to Durham and downed Pittsburgh, 79-65, bringing head coach Mike Krzyzewski's all-time career wins total within one victory of 1,000. A win against St. John's in one of the most historic arenas in basketball, Madison Square Garden, would clinch the achievement for Krzyzewski.

Duke trailed at the break against St. John's, but a second-half push, fueled by 13 points from Tyus Jones, helped give the Blue Devils a 77-68 win and Krzyzewski his 1,000th victory.

The young Duke team once again bounced back from a loss at No. 8 Notre Dame with a road win against a top-10 opponent. While competing on College GameDay, the Blue Devils dropped No. 2 Virginia, 69-63, thanks to timely three-point shooting and a combination of man-to-man

and zone defense. Five three-point field goals over the final five minutes gave Duke its third road win over a top-10 opponent, the first time in program history such a feat was achieved.

Duke concluded the regular season on an 11-game winning streak. During the stretch, Duke shot 81.0 percent to rout 10th-ranked Notre Dame at home by 30 points, tying for the best first-half shooting performance in program history. Matt Jones hit 5-of-7 field goal attempts to net 15 of his 17 points in the first half.

Duke produced a thrilling two-point overtime victory over No. 15 North Carolina in its following home game, as Tyus Jones scored the final nine points in regulation to force overtime against the Tar Heels. He joined Cook in scoring a game-high 22 points, while shooting a combined 57.1 percent from beyond the arc in the process.

The Blue Devils would conclude regular-season ACC play with a 15-3 mark after defeating North Carolina, 84-77, in the Dean Dome. Tyus Jones put together a well-rounded game, scoring 24 points, six rebounds and seven assists en route to becoming the first Duke freshman in program history to register at least 20 points, five rebounds and five assists in his first two games against the Tar Heels.

Duke went into the ACC Tournament ranked No. 2 nationally and on an 11-game win streak, which was extended to 12 games after the Blue Devils defeated NC State, 77-53. Notre Dame defeated Duke, 74-64, in the ACC Tournament semifinals.

Duke garnered its 13th No. 1 seed in the NCAA Tournament. After advancing through the second and third rounds with wins over Robert Morris and San Diego State in Charlotte, the Blue Devils traveled to Houston, where they outlasted Utah in a low-scoring affair and defeated Gonzaga to earn their 16th appearance in the Final Four.

An early onslaught from 23rd-ranked Michigan State set Duke behind by eight points before the first media timeout, but the Blue Devils went on a 23-6 run of their own in a Final Four matchup. Winslow's team-high 19 points helped bypass the Spartans, 81-61, in Indianapolis, Ind., the site of Duke's 1991 and 2010 national titles.

In the national championship game, Duke faced No. 3 Wisconsin. Tyus Jones garnered Final Four Most Outstanding Player honors, the first freshman ever to earn the honor, after scoring a game-high 23 points. He was joined by fellow freshmen Allen (16), Okafor (10) and Winslow (11) in scoring 60 of the team's 68 total points, the most by a group of freshmen in a national championship game.

Record: 35-4; Home: 15-1; Away: 9-2; Neutral: 11-1

Player	G	MP	FG-FGA	Pct	FT-FTA	Pct	Reb-Avg	PF-DO	Ast	TO	BS	St	Pts-Avg
*Okafor	38	1143	279-420	.664	99-194	.510	322-8.5	81-0	49	95	54	29	657-17.3
*Cook	39	1396	199-439	.453	98-110	.891	131-3.4	76-0	103	47	1	39	598-15.3
*Winslow	39	1135	173-356	.486	100-156	.641	252-6.5	108-5	82	71	34	52	492-12.6
*T. Jones	39	1322	135-324	.417	144-162	.889	137-3.5	46-0	217	76	3	59	461-11.8
*Jefferson	39	831	94-149	.631	51-92	.554	226-5.8	76-0	33	41	26	22	239-6.1
M. Jones	39	847	84-205	.410	25-35	.714	91-2.3	66-0	39	29	3	37	234-6.0
Allen	35	322	45-106	.425	45-53	.849	35-1.0	42-2	14	15	5	10	153-4.4
Plumlee	39	375	32-42	.762	22-31	.710	92-2.4	58-0	12	14	22	8	87-2.2
Pagliuca	11	18	1-5	.200	0-0	.000	4-0.4	4-0	1	0	0	0	3-0.3
Kelly	10	12	0-1	.000	0-0	.000	0-0.0	0-0	2	0	0	0	0-0.0
Team	-	-	-	-	-	-	92-2.4	-	-	7	-	-	-
Duke	39	7850	1099-2191	.502	610-873	.699	1436-36.8	607-7	588	421	149	278	3091-79.3
Opps	39	7850	962-2281	.422	379-548	.692	1227-31.5	741-0	452	481	121	216	2502-64.2

* Three-Point Field Goals (283-732, .387): Cook (102-258, .385), T. Jones (47-124, .379), Winslow (46-110, .418), M. Jones (41-109, .376), Allen (18-52, .346), Plumlee (11-1, 1.000), Pagliuca (1-4, .250). Dunks (124): Okafor 64, Winslow 24, Plumlee 18, Jefferson 10, Allen 5. Charges Taken (30): T. Jones 11, Winslow 8, Jefferson 5, M. Jones 3. Forced Five-Second Calls (4): Cook 2, T. Jones 1, TEAM 1.

2014-15 Results

N 14	Presbyterian (4/-)	*H	W	113-44
N 15	Fairfield (4/-)	*H	W	109-59
N 18	Michigan State (4/19)	N1	W	81-71
N 21	Temple (4/-)	N2	W	74-54
N 22	Stanford (4/-)	N2	W	70-59
N 26	Furman (4/-)	H	W	93-54
N 30	Army (4/-)	H	W	93-73
D 3	Wisconsin (4/2)	*A	W	80-70
D 15	Elon (2/-)	H	W	75-62
D 18	Connecticut (2/-)	N3	W	66-56
D 29	Toledo (2/-)	H	W	86-69
D 31	Wofford (2/-)	H	W	84-55
J 3	Boston College (2/-)	H	W	85-62
J 7	Wake Forest (2/-)	A	W	73-65
J 11	NC State (2/-)	A	L	75-87
J 13	Miami (4/-)	H	L	74-90
J 17	Louisville (4/6)	A	W	63-52
J 19	Pittsburgh (5/-)	H	W	79-65
J 25	St. John's (5/-)	A	W	77-68
J 28	Notre Dame (4/8)	A	L	73-77
J 31	Virginia (4/2)	A	W	69-63
F 4	Georgia Tech (4/-)	H	W	72-66
F 7	Notre Dame (4/10)	H	W	90-60
F 9	Florida State (4/-)	A	W	73-70
F 14	Syracuse (4/-)	A	W	80-72
F 18	North Carolina (4/15)	H	W	92-90
F 21	Clemson (4/-)	A	W	78-56
F 25	Virginia Tech (4/-)	A	W	91-86
F 28	Syracuse (4/-)	H	W	73-54
M 4	Wake Forest (3/-)	H	W	94-51
M 7	North Carolina (3/19)	A	W	84-77
M 12	NC State (2/-)	N4	W	77-53
M 13	Notre Dame (2/11)	N4	L	64-74
M 20	Robert Morris (4/-)	N5	W	85-56
M 22	San Diego State (4/-)	N5	W	68-49
M 27	Utah (4/19)	N6	W	63-57
M 29	Gonzaga (4/7)	N6	W	66-52
A 4	Michigan State (4/23)	N7	W	81-61
A 6	Wisconsin (4/3)	N7	W	68-63

*H - Coaches vs. Cancer Classic

N1 - State Farm Champions Classic, Bankers Life Fieldhouse, Indianapolis, Ind.

N2 - Coaches vs. Cancer Classic, Barclays Center, Brooklyn, N.Y.

*A - ACC/Big Ten Challenge

N3 - Izod Center, East Rutherford, N.J.

N4 - ACC Tournament, Greensboro, N.C.

N5 - ACC Tournament, Charlotte, N.C.

N6 - NCAA Tournament, Houston, Texas

N7 - NCAA Tournament, Indianapolis, Ind.

- Denotes number of overtime periods

Honors & Awards

Grayson Allen

- NCAA Final Four All-Tournament Team
- All-ACC Academic Team

Quinn Cook

- Second Team All-ACC (unanimous)
- USBWA All-District III Team
- ACC Player of the Week (Feb. 16, Feb. 23)
- Coaches vs. Cancer Tournament Most Valuable Player

Matt Jones

- NCAA South Regional All-Tournament Team

Tyus Jones

- NCAA Final Four All-Tournament Most Outstanding Player
- NCAA Final Four All-Tournament Team
- NCAA South Regional All-Tournament Most Outstanding Player
- NCAA South Regional All-Tournament Team
- Third Team All-ACC & All-ACC Freshman Team (unanimous)
- All-ACC Academic Team
- Wayman Tisdale National Freshman of the Week (Feb. 23)
- ACC Rookie of the Week (Dec. 8, Jan. 26, Feb. 23, March 8)

Jahliil Okafor

- First Team All-America (unanimous)
- Wayman Tisdale Freshman of the Year
- ACC Player & Rookie of the Year
- USBWA District III Player of the Year
- First Team All-ACC (unanimous)
- All-ACC Tournament Team (second team)
- ACC Player of the Week (Jan. 5)
- ACC Rookie of the Week (Nov. 17, Nov. 24, Dec. 1, Dec. 22, Jan. 5, Jan. 12, Jan. 19, Feb. 2)

Justise Winslow

- NCAA Final Four All-Tournament Team
- NCAA South Regional All-Tournament Team
- All-ACC Freshman Team (unanimous)
- USBWA All-District III Team
- Coaches vs. Cancer All-Tournament Team
- ACC Rookie of the Week (Feb. 9)

TRADITION

ACC Tournament Results

1954 • Seed: #1

Quarterfinals	3/4	Raleigh, N.C.	Virginia ⁸	W	96-68	13 - Mayer
Semifinals	3/5	Raleigh, N.C.	NC State ⁴	L	75-79	21 - Janicki

1955 • Seed: #2

Quarterfinals	3/3	Raleigh, N.C.	South Carolina ⁷	W	83-67	18 - Lakata
Semifinals	3/4	Raleigh, N.C.	Virginia ⁶	W	90-77 (ot)	34 - Mayer
Championship	3/5	Raleigh, N.C.	NC State ¹	L	77-87	19 - Belmont

1956 • Seed: #4

Quarterfinals	3/1	Raleigh, N.C.	Maryland ⁵	W	94-69	27 - Mayer
Semifinals	3/2	Raleigh, N.C.	NC State ¹	L	79-91	22 - Mayer

1957 • Seed: #3

Quarterfinals	3/7	Raleigh, N.C.	South Carolina ⁶	L	81-84	20 - Newcome
---------------	-----	---------------	-----------------------------	---	-------	--------------

1958 • Seed: #1

Quarterfinals	3/6	Raleigh, N.C.	Wake Forest ⁹	W	51-44	12 - Harris
Semifinals	3/7	Raleigh, N.C.	Maryland ⁴	L	65-71 (ot)	21 - Allen

1959 • Seed: #3

Quarterfinals	3/5	Raleigh, N.C.	Wake Forest ⁶	W	78-71	28 - Hurt
Semifinals	3/6	Raleigh, N.C.	North Carolina ²	L	71-74	21 - Youngkin

1960 • Seed: #4 • ACC Champion

Quarterfinals	3/3	Raleigh, N.C.	South Carolina ⁵	W	82-69	26 - Kistler
Semifinals	3/4	Raleigh, N.C.	North Carolina ¹	W	71-69	30 - Youngkin
Championship	3/5	Raleigh, N.C.	Wake Forest ²	W	63-59	22 - Kistler

1961 • Seed: #2

Quarterfinals	3/2	Raleigh, N.C.	Virginia ⁷	W	89-54	22 - Heyman
Semifinals	3/3	Raleigh, N.C.	South Carolina ⁶	W	92-75	32 - Heyman
Championship	3/4	Raleigh, N.C.	Wake Forest ¹	L	81-96	26 - Heyman

1962 • Seed: #2

Quarterfinals	3/1	Raleigh, N.C.	Maryland ⁷	W	71-58	22 - Heyman
Semifinals	3/2	Raleigh, N.C.	Clemson ⁶	L	72-77	27 - Heyman

1963 • Seed: #1 • ACC Champion

Quarterfinals	2/28	Raleigh, N.C.	Virginia ⁸	W	89-70	29 - Mullins
Semifinals	3/1	Raleigh, N.C.	NC State ⁵	W	82-65	25 - Mullins
Championship	3/2	Raleigh, N.C.	Wake Forest ²	W	68-57	24 - Heyman

1964 • Seed: #1 • ACC Champion

Quarterfinals	3/5	Raleigh, N.C.	NC State ⁸	W	75-44	21 - Buckley
Semifinals	3/6	Raleigh, N.C.	North Carolina ⁵	W	65-49	20 - Buckley
Championship	3/7	Raleigh, N.C.	Wake Forest ²	W	80-59	24 - Mullins

1965 • Seed: #1

Quarterfinals	3/4	Raleigh, N.C.	South Carolina ⁸	W	62-60	25 - Verga
Semifinals	3/5	Raleigh, N.C.	Wake Forest ⁵	W	101-81	25 - Vacendak
Championship	3/6	Raleigh, N.C.	NC State ²	L	85-91	25 - Verga

1966 • Seed: #1 • ACC Champion

Quarterfinals	3/3	Raleigh, N.C.	Wake Forest ⁸	W	103-73	29 - Verga
Semifinals	3/4	Raleigh, N.C.	North Carolina ⁴	W	21-20	6 - Vacendak
Championship	3/5	Raleigh, N.C.	NC State ²	W	71-66	18 - Vacendak

1967 • Seed: #2

Quarterfinals	3/9	Greensboro, N.C.	Virginia ⁷	W	99-78	35 - Verga
Semifinals	3/10	Greensboro, N.C.	South Carolina ³	W	69-66	21 - Verga
Championship	3/11	Greensboro, N.C.	North Carolina ¹	L	73-83	20 - Verga

1968 • Seed: #2

Quarterfinals	3/7	Charlotte, N.C.	Clemson ⁷	W	43-40	13 - Lewis
Semifinals	3/8	Charlotte, N.C.	NC State ³	L	10-12	4 - Lewis

1969 • Seed: #3

Quarterfinals	3/6	Charlotte, N.C.	Virginia ⁶	W	99-86	24 - two players
Semifinals	3/7	Charlotte, N.C.	South Carolina ²	W	68-59	18 - Golden
Championship	3/8	Charlotte, N.C.	North Carolina ¹	L	74-85	19 - Denton

1970 • Seed: #4

Quarterfinals	3/5	Charlotte, N.C.	Wake Forest ⁵	L	73-81	29 - Saunders
---------------	-----	-----------------	--------------------------	---	-------	---------------

1971 • Seed: #3

Quarterfinals	3/11	Greensboro, N.C.	NC State ⁶	L	61-68	16 - Denton
---------------	------	------------------	-----------------------	---	-------	-------------

1972 • Seed: #4

Quarterfinals	3/9	Greensboro, N.C.	NC State ⁵	W	73-60	16 - two players
Semifinals	3/10	Greensboro, N.C.	North Carolina ¹	L	48-63	13 - Melchionni

1973 • Seed: #4

Quarterfinals	3/8	Greensboro, N.C.	Virginia ⁵	L	55-59	14 - Melchionni
---------------	-----	------------------	-----------------------	---	-------	-----------------

1974 • Seed: #7

Quarterfinals	3/7	Greensboro, N.C.	Maryland ²	L	66-85	17 - Armstrong
---------------	-----	------------------	-----------------------	---	-------	----------------

1975 • Seed: #6

Quarterfinals	3/6	Greensboro, N.C.	Clemson ³	L	76-78	16 - Hodge
---------------	-----	------------------	----------------------	---	-------	------------

1976 • Seed: #7

Quarterfinals	3/4	Landover, Md.	Maryland ² (OT)	L	78-80	33 - Armstrong
---------------	-----	---------------	----------------------------	---	-------	----------------

1977 • Seed: #6

Quarterfinals	3/3	Greensboro, N.C.	Clemson ³	L	74-82	23 - Spanarkel
---------------	-----	------------------	----------------------	---	-------	----------------

1978 • Seed: #2 • ACC Champion

Quarterfinals	3/1	Greensboro, N.C.	Clemson ⁷	W	83-72	22 - Dennard
Semifinals	3/2	Greensboro, N.C.	Maryland ⁶	W	81-69	21 - Spanarkel
Championship	3/4	Greensboro, N.C.	Wake Forest ⁵	W	85-77	25 - Gminski

1979 • Seed: #2

Quarterfinals	3/1	Greensboro, N.C.	Wake Forest ⁷	W	58-56	20 - Spanarkel
Semifinals	3/2	Greensboro, N.C.	NC State ⁶	W	62-59	18 - Spanarkel
Championship	3/3	Greensboro, N.C.	North Carolina ¹	L	63-71	19 - Gminski

1980 • Seed: #6 • ACC Champion

Quarterfinals	2/28	Greensboro, N.C.	NC State ³	W	68-62	24 - Banks
Semifinals	2/29	Greensboro, N.C.	North Carolina ²	W	75-61	24 - Gminski
Championship	3/1	Greensboro, N.C.	Maryland ¹	W	73-72	21 - Banks

1981 • Seed: #5

Quarterfinals	3/5	Landover, Md.	Maryland ⁴	L	53-56	17 - Banks
---------------	-----	---------------	-----------------------	---	-------	------------

1982 • Seed: #6

Quarterfinals	3/5	Greensboro, N.C.	Wake Forest ³	L	53-88	17 - Taylor
---------------	-----	------------------	--------------------------	---	-------	-------------

1983 • Seed: #7

Quarterfinals	3/11	Atlanta, Ga.	Virginia ²	L	66-109	17 - Dawkins
---------------	------	--------------	-----------------------	---	--------	--------------

1984 • Seed: #4

Quarterfinals	3/9	Greensboro, N.C.	Georgia Tech ⁵	W	67-63	20 - Alarie
Semifinals	3/10	Greensboro, N.C.	North Carolina ¹	W	77-75	21 - Alarie
Championship	3/11	Greensboro, N.C.	Maryland ²	L	62-74	22 - Dawkins

1985 • Seed: #4

Quarterfinals	3/8	Atlanta, Ga.	Maryland ⁵	W	86-73	27 - Dawkins
Semifinals	3/9	Atlanta, Ga.	Georgia Tech ¹	L	64-75	21 - Bilas

1986 • Seed: #1 • ACC Champion

Quarterfinals	3/7	Greensboro, N.C.	Wake Forest ⁹	W	68-60	22 - Alarie
Semifinals	3/8	Greensboro, N.C.	Virginia ⁵	W	75-70	24 - Dawkins
Championship	3/9	Greensboro, N.C.	Georgia Tech ²	W	68-67	20 - Dawkins

1987 • Seed: #3

Quarterfinals	3/6	Landover, Md.	NC State ⁶ (OT)	L	64-71	20 - Ferry
---------------	-----	---------------	----------------------------	---	-------	------------

1988 • Seed: #3 • ACC Champion

Quarterfinals	3/11	Greensboro, N.C.	Virginia ⁶	W	60-48	20 - Ferry
Semifinals	3/12	Greensboro, N.C.	NC State ²	W	73-71	16 - Brickey
Championship	3/13	Greensboro, N.C.	North Carolina ¹	W	65-61	19 - Ferry

1989 • Seed: #2

Quarterfinals	3/10	Atlanta, Ga.	Wake Forest ⁷	W	88-64	24 - Ferry
Semifinals	3/11	Atlanta, Ga.	Virginia ³	W	69-58	23 - Ferry
Championship	3/12	Atlanta, Ga.	North Carolina ⁴	L	74-77	16 - Henderson

1990 • Seed: #2

Quarterfinals	3/9	Charlotte, N.C.	Maryland ⁷	W	104-84	24 - Henderson
Semifinals	3/10	Charlotte, N.C.	Georgia Tech ³	L	72-83	29 - Laettner

1991 • Seed: #1

Semifinals	3/9	Charlotte, N.C.	NC State ⁴	W	93-72	18 - two players
Championship	3/10	Charlotte, N.C.	North Carolina ²	L	74-96	22 - Laettner

1992 • Seed: #1 • ACC Champion

Quarterfinals	3/13	Charlotte, N.C.	Maryland ⁹	W	94-87	33 - Laettner
Semifinals	3/14	Charlotte, N.C.	Georgia Tech ⁴	W	89-76	17 - two players
Championship	3/15	Charlotte, N.C.	North Carolina ³	W	94-74	25 - Laettner

1993 • Seed: #3

Quarterfinals	3/12	Charlotte, N.C.	Georgia Tech ⁶	L	66-69	17 - Hurley
---------------	------	-----------------	---------------------------	---	-------	-------------

1994 • Seed: #1

Quarterfinals	3/11	Charlotte, N.C.	Clemson ⁸	W	77-64	23 - Hill
Semifinals	3/12	Charlotte, N.C.	Virginia ⁴	L	61-66	19 - Hill

TRADITION

2016-17 DUKE MEN'S BASKETBALL

MEDIA GUIDE

1995 • Seed: #9

First Round	3/9	Greensboro, N.C.	NC State ⁸	W	83-70	19 - Parks
Quarterfinals	3/10	Greensboro, N.C.	Wake Forest ¹	L	70-87	18 - Meek

1996 • Seed: #4

Quarterfinals	3/8	Greensboro, N.C.	Maryland ⁵	L	69-82	21 - Price
---------------	-----	------------------	-----------------------	---	-------	------------

1997 • Seed: #1

Quarterfinals	3/7	Greensboro, N.C.	NC State ⁸	L	60-66	17 - Capel
---------------	-----	------------------	-----------------------	---	-------	------------

1998 • Seed: #1

First Round	3/5	Greensboro, N.C.	Virginia ⁹	W	63-41	14 - McLeod
Semifinals	3/7	Greensboro, N.C.	Clemson ⁵	W	66-64	17 - McLeod
Championship	3/8	Greensboro, N.C.	North Carolina ²	L	68-83	24 - McLeod

1999 • Seed: #1 • ACC Champion

First Round	3/4	Charlotte, N.C.	Virginia ⁹	W	104-67	18 - Avery
Semifinals	3/6	Charlotte, N.C.	NC State ⁵	W	83-68	24 - Maggette
Championship	3/7	Charlotte, N.C.	North Carolina ³	W	96-73	29 - Avery

2000 • Seed: #1 • ACC Champion

First Round	3/9	Charlotte, N.C.	Clemson ⁹	W	94-63	19 - Battier
Semifinals	3/11	Charlotte, N.C.	Wake Forest ⁵	W	82-73	18 - Battier
Championship	3/12	Charlotte, N.C.	Maryland ²	W	81-68	23 - Williams

2001 • Seed: #2 • ACC Champion

Quarterfinals	3/9	Atlanta, Ga.	NC State ⁷	W	76-61	19 - Williams
Semifinals	3/10	Atlanta, Ga.	Maryland ³	W	84-82	20 - Battier
Championship	3/11	Atlanta, Ga.	North Carolina ¹	W	79-53	24 - Dunleavy

2002 • Seed: #2 • ACC Champion

Quarterfinals	3/8	Charlotte, N.C.	North Carolina ⁷	W	60-48	20 - Williams
Semifinals	3/9	Charlotte, N.C.	Wake Forest ³	W	79-64	18 - Dunleavy
Championship	3/10	Charlotte, N.C.	NC State ⁴	W	91-61	26 - Boozer

2003 • Seed: #3 • ACC Champion

Quarterfinals	3/14	Greensboro, N.C.	Virginia ⁶	W	83-76	32 - Ewing
Semifinals	3/15	Greensboro, N.C.	North Carolina ⁷	W	75-63	19 - Ewing
Championship	3/16	Greensboro, N.C.	NC State ⁴	W	84-77	30 - Redick

2004 • Seed: #1

Quarterfinals	3/12	Greensboro, N.C.	Virginia ⁸	W	84-74	27 - Williams
Semifinals	3/13	Greensboro, N.C.	Georgia Tech ⁴	W	85-71	20 - Williams
Championship	3/14	Greensboro, N.C.	Maryland ⁵ (OT)	L	87-95	21 - Duhon

2005 • Seed: #3 • ACC Champion

Quarterfinals	3/11	Washington, D.C.	Virginia ¹¹	W	76-64	16 - two players
Semifinals	3/12	Washington, D.C.	NC State ⁷	W	76-69	35 - Redick
Championship	3/13	Washington, D.C.	Georgia Tech ⁵	W	69-64	26 - Redick

2006 • Seed: #1 • ACC Champion

Quarterfinals	3/10	Greensboro, N.C.	Miami ⁸	W	80-76	25 - Redick
Semifinals	3/11	Greensboro, N.C.	Wake Forest ¹²	W	78-66	20 - Redick
Championship	3/12	Greensboro, N.C.	Boston College ³	W	78-76	26 - Redick

2007 • Seed: #7

First Round	3/8	Tampa, Fla.	NC State ¹⁰	L	80-85 (ot)	18 - Paulus
-------------	-----	-------------	------------------------	---	------------	-------------

2008 • Seed: #2

Quarterfinals	3/14	Charlotte, N.C.	Georgia Tech ⁷	W	82-70	18 - Scheyer
Semifinals	3/15	Charlotte, N.C.	Clemson ³	L	74-78	17 - Paulus

2009 • Seed: #3 • ACC Champion

Quarterfinals	3/13	Atlanta, Ga.	Boston College ⁶	W	66-65	26 - Singler
Semifinals	3/14	Atlanta, Ga.	Maryland ⁷	W	67-61	22 - Scheyer
Finals	3/15	Atlanta, Ga.	Florida State ⁴	W	79-69	29 - Scheyer

2010 • Seed: #1 • ACC Champion

Quarterfinals	3/12	Greensboro, N.C.	Virginia ⁹	W	57-46	18 - Singler
Semifinals	3/13	Greensboro, N.C.	Miami ¹²	W	77-74	27 - Singler
Finals	3/14	Greensboro, N.C.	Georgia Tech ⁷	W	65-61	20 - Singler

2011 • Seed: #2 • ACC Champion

Quarterfinals	3/11	Greensboro, N.C.	Maryland ⁷	W	87-71	29 - Singler
Semifinals	3/12	Greensboro, N.C.	Virginia Tech ⁶	W	77-63	27 - Smith
Finals	3/13	Greensboro, N.C.	North Carolina ¹	W	75-58	20 - Smith

2012 • Seed: #2

Quarterfinals	3/9	Atlanta, Ga.	Virginia Tech ¹⁰	W	60-56	17 - Rivers
Semifinals	3/10	Atlanta, Ga.	Florida State ³	L	59-62	17 - Rivers

2013 • Seed: #2

Quarterfinals	3/15	Greensboro, N.C.	Maryland ⁷	L	74-83	19 - Plumlee
---------------	------	------------------	-----------------------	---	-------	--------------

2014 • Seed: #3

Quarterfinals	3/14	Greensboro, N.C.	Clemson ⁶	W	63-62	18 - Parker
Semifinals	3/15	Greensboro, N.C.	NC State ⁷	W	75-67	20 - Parker
Finals	3/16	Greensboro, N.C.	Virginia ¹	L	63-72	23 - Parker

2015 • Seed: #2

Quarterfinals	3/12	Greensboro, N.C.	NC State ⁷	W	77-53	15 - Cook
Semifinals	3/13	Greensboro, N.C.	Notre Dame ³	L	64-74	28 - Okafor

2016 • Seed: #5

Second Round	3/9	Washington, D.C.	NC State ¹²	W	92-89	22 - two players
Quarterfinals	3/10	Washington, D.C.	Notre Dame ⁴	L	79-84 (ot)	27 - Allen

ACC Tournament Composite Records

Team	Won	Lost	Pct	Semifinals	Finals	Titles
North Carolina	96	44	.686	48	34	18
Duke	95	44	.683	44	31	19
Notre Dame	4	2	.667	2	1	1
NC State	71	53	.573	35	17	10
Miami	13	11	.542	3	1	1
Pittsburgh	3	3	.500	1	0	0
Maryland	47	57	.452	29	9	3
Georgia Tech	26	34	.433	11	7	3
Wake Forest	43	59	.422	27	10	4
Boston College	8	11	.421	2	1	0
Florida State	16	24	.400	3	2	1
Virginia Tech	8	12	.400	3	0	0
Virginia	37	61	.378	23	8	2
Clemson	18	63	.222	13	2	0
Syracuse	0	2	.000	0	0	0
Louisville	0	1	.000	0	0	0

Duke ACC Tournament Seed Grid

Opp.	1	2	3	4	5	6	7	8	9	10	11	12	Total
1	--	5-3	3-0	4-3	7-0	0-1	1-0	11-1	4-0	--	0-0	2-0	37-8
2	1-4	--	4-5	1-1	1-0	6-1	14-1	--	--	1-0	--	--	28-12
3	1-2	2-1	--	2-0	1-0	6-4	4-0	--	--	--	1-0	--	15-6
4	2-3	1-1	--	--	5-3	--	--	--	--	--	--	--	8-7
5	--	--	--	0-2	--	--	--	--	--	--	--	1-0	1-2
6	1-0	1-0	1-3	--	--	--	--	--	--	--	--	--	3-3
7	--	0-3	--	--	--	--	--	--	--	0-1	--	--	0-4
8	--	--	--	--	--	--	--	--	--	--	--	--	0-0
9	0-1	--	--	--	--	--	1-0	--	--	--	--	--	1-1
10	--	--	--	--	--	--	--	--	--	--	--	--	0-0
11	--	--	--	--	--	--	--	--	--	--	--	--	0-0
12	--	--	--	--	--	--	--	--	--	--	--	--	0-0
Totals	5-10	9-8	8-8	7-6	14-3	12-6	19-1	12-1	4-0	1-1	1-0	3-0	95-44

TRADITION

ACC Tournament Record - Game

Individual

Points

1. Bob Verga vs. Virginia, 3/9/1967 (OF)	35
J.J. Redick vs. N.C. State, 3/12/2005 (SF)	35
3. Ronnie Mayer vs. Virginia, 3/4/1955 (SF)	34
4. Tate Armstrong vs. Maryland, 3/4/1976 (QF)	33
Christian Laettner vs. Maryland, 3/13/1992 (QF)	33

Field Goals Made

1. Bob Verga vs. Virginia, 3/9/1967 (QF)	14
2. Art Heyman vs. South Carolina, 3/3/1961 (OF)	13
Jeff Mullins vs. Virginia, 2/28/1963 (OF)	13
Bob Verga vs. Wake Forest, 3/3/1966 (SF)	13
Tate Armstrong vs. Maryland, 3/4/1976 (SF)	13
Jahlil Okafor vs. Notre Dame, 3/13/15 (SF)	13

Field Goals Attempted

1. Art Heyman vs. South Carolina, 3/3/1961 (SF)	30
2. Art Heyman vs. Clemson, 3/2/1962 (SF)	27
Tate Armstrong vs. Maryland, 3/4/1976 (SF)	27
4. Ronnie Mayer vs. N.C. State, 3/5/1955 (F)	25
5. Jeff Mullins vs. Virginia, 2/28/1963 (QF)	24
Jabari Parker vs. Virginia (3/16/2014 (F)	24

Field Goal Pct.

1. Grant Hill vs. North Carolina, 3/15/1992 (F)	[8-8] 1.000
2. Mike Gminski vs. North Carolina, 2/29/1980 (SF)	[11-12] .917
Carlos Boozer vs. N.C. State, 3/10/2002 (F)	[11-12] .917
4. Larry Saunders vs. Wake Forest, 3/5/1970 (SF)	[12-15] .800
5. Alaa Abdelnaby vs. Maryland, 3/8/1985 (QF)	[10-13] .769

Minimum eight field goal attempts

3-Point Field Goals Made

1. J.J. Redick vs. N.C. State, 3/12/2005 (SF)	7
J.J. Redick vs. Boston College, 3/14/2006 (F)	7
3. Phil Henderson vs. Georgia Tech, 3/10/1990 (SF)	6
4. Ilix; last by Grayson Allen vs. Notre Dame, 3/10/2016 (QF)	5

3-Point Field Goal Attempts

1. Grayson Allen vs. Notre Dame, 3/10/2016 (QF)	15
2. Shane Battier vs. Maryland, 3/10/2001 (SF)	13
Tyler Thornton vs. Virginia Tech, 3/9/2012 (QF)	13
4. Shane Battier vs. Wake Forest, 3/11/2000 (SF)	12
J.J. Redick vs. Virginia, 3/11/2005 (QF)	12
J.J. Redick vs. N.C. State, 3/12/2005 (SF)	12
J.J. Redick vs. Wake Forest, 3/11/2006 (SF)	12

3-Point Field Goal Pct.

1. Mike Dunleavy vs. Clemson, 3/9/2000 (QF)	[4-4] 1.000
Daniel Ewing vs. Virginia, 3/12/2004 (QF)	[4-4] 1.000
3. Grant Hill vs. Clemson, 3/11/1994 (QF)	[4-5] .800
4. Andre Dawkins vs. North Carolina, 3/13/2011 (F)	[3-4] .750
5. Greg Koubek vs. North Carolina, 3/10/1991 (QF)	[5-7] .714
Daniel Ewing vs. Virginia, 3/14/2005 (QF)	[5-7] .714
Brandon Ingram vs. NC State, 3/9/2016 (2nd)	[5-7] .714

Minimum four three-point field goal attempts

Free Throws Made

1. Gene Banks vs. N.C. State, 2/28/1980 (QF)	14
Kyle Singler vs. Georgia Tech, 3/14/2010 (F)	14
3. Art Heyman vs. Clemson, 3/2/1962 (SF)	13
Jon Scheyer vs. Florida State, 3/15/2009 (F)	13
5. Art Heyman vs. Maryland, 3/1/1962 (QF)	12
Mike Gminski vs. N.C. State, 2/28/1980 (QF)	12
7. Joe Belmont vs. N.C. State, 3/4/1955 (SF)	11
Mike Gminski vs. Wake Forest, 3/4/1978 (F)	11
Roshown McLeod vs. Clemson, 3/7/1998 (SF)	11
J.J. Redick vs. N.C. State, 3/16/2003 (F)	11
Shelden Williams vs. Virginia, 3/12/2004 (QF)	11

Free Throws Attempted

1. Art Heyman vs. Maryland, 3/1/1962 (QF)	16
Art Heyman vs. Clemson, 3/2/1962 (SF)	16
Kyle Singler vs. Georgia Tech, 3/14/2010 (F)	16
4. Jon Scheyer vs. Florida State, 3/15/2009 (F)	15
5. Joe Belmont vs. Virginia, 3/4/1955 (SF)	14
Joe Belmont vs. Maryland, 3/1/1956 (QF)	14
Gene Banks vs. N.C. State, 2/28/1980 (QF)	14
8. Mike Gminski vs. North Carolina, 3/3/1979 (F)	13
Christian Laettner vs. Maryland, 3/13/1992 (QF)	13
Shelden Williams vs. Virginia, 3/12/2004 (QF)	13
Nolan Smith vs. Virginia Tech, 3/13/2011 (SF)	13

Free Throw Pct.

1. Gene Banks vs. N.C. State, 2/28/1980 (QF)	[14-14] 1.000
Mike Gminski vs. N.C. State, 2/28/1980 (QF)	[12-12] 1.000
J.J. Redick vs. Georgia Tech, 3/13/2005 (F)	[10-10] 1.000
4. Mike Gminski vs. Wake Forest, 3/4/1978 (F)	[11-12] .917
Roshown McLeod vs. Clemson, 3/7/1998 (SF)	[11-12] .917
J.J. Redick vs. N.C. State, 3/16/2003 (F)	[11-12] .917

Minimum 10 made free throws

Rebounds

1. Art Heyman vs. Clemson, 3/2/1962 (SF)	20
2. Carroll Youngkin vs. South Carolina, 3/3/1961 (SF)	19
Jay Buckley vs. Virginia, 2/28/1963 (QF)	19
Mike Lewis vs. South Carolina, 3/1/0/1967 (SF)	19
Mike Gminski vs. North Carolina, 2/29/1980 (SF)	19

Assists

1. Bobby Hurley vs. Maryland, 3/13/1992 (QF)	13
2. Bobby Hurley vs. North Carolina, 3/15/1992 (F)	11
Jason Williams vs. Wake Forest, 3/11/2000 (SF)	11
4. Joe Belmont vs. Virginia, 3/4/1955 (SF)	10
Art Heyman vs. Virginia, 2/28/1963 (QF)	10
Jason Williams vs. Clemson, 3/10/2000 (QF)	10
Jason Williams vs. N.C. State, 3/10/2002 (F)	10
Nolan Smith vs. North Carolina, 3/13/2011 (F)	10

Steals

1. Christian Laettner vs. North Carolina, 3/15/1992 (F)	7
2. Christian Laettner vs. Wake Forest, 3/10/1989 (QF)	5
Christian Laettner vs. Maryland, 3/13/1992 (QF)	5
Grant Hill vs. Clemson, 3/11/1994 (QF)	5
Shane Battier vs. Maryland, 3/12/2000 (F)	5
Chris Duhon vs. Maryland, 3/10/2001 (SF)	5
Greg Paulus vs. Boston College, 3/12/2006 (F)	5

Blocked Shots

1. Cherokee Parks vs. Clemson, 3/11/1994 (QF)	10
2. Shelden Williams vs. Georgia Tech, 3/13/2005 (F)	6
Kyle Singler vs. Boston College, 3/13/2009 (QF)	6
4. Grant Hill vs. Maryland, 3/13/1992 (QF)	5
Shelden Williams vs. Miami, 3/10/2006 (QF)	5

Minutes Played

1. Joe Belmont vs. Virginia, 3/4/1955 (SF)	45
Bucky Allen vs. Maryland, 3/7/1958 (SF)	45
Bob Vernon vs. Maryland, 3/7/1958 (SF)	45
Mark Crow vs. Maryland, 3/7/1958 (SF)	45
Paul Fox vs. Maryland, 3/7/1958 (SF)	45
Tommy Amaker vs. N.C. State, 3/6/1987 (QF)	45

Team

Most Points Scored

Duke vs. Maryland, 3/9/1990 (QF)	104
vs. Virginia, 3/4/1999 (QF)	104
Opp by Virginia, 3/11/1983 (QF)	109

Fewest Points Scored

Duke vs. N.C. State, 3/8/1968 (SF)	10
Opp by N.C. State, 3/8/1968 (SF)	12

Largest Victory Margin

Duke vs. Virginia, 3/4/1999 (QF)	[104-67] 37
Opp by Virginia, 3/11/1983 (QF)	[66-109] 43

Most Field Goals Made

Duke vs. Wake Forest, 3/3/1966 (QF)	44
Opp by Virginia, 3/11/1983 (QF)	40

Most Field Goal Attempts

Duke vs. N.C. State, 3/5/1955 (F)	102
Opp by Virginia, 3/4/1954 (QF)	91

Highest Field Goal Pct.

Duke vs. North Carolina, 2/29/1980 (SF)	.717
Opp by Virginia, 3/11/1983 (SF)	.684

Fewest Field Goals Made

Duke vs. N.C. State, 3/8/1968 (SF)	2
Opp by N.C. State, 3/8/1968 (SF)	4

Fewest Field Goal Attempts

Duke vs. N.C. State, 3/8/1968 (SF)	11
Opp by N.C. State, 3/8/1968 (SF)	13

Most 3-Point Field Goals Made

Duke vs. Clemson, 3/9/2000 (QF)	17
Opp by Wake Forest, 3/10/1995 (SF)	16

Most 3-Point Attempts

Duke vs. Maryland, 3/10/2001 (SF)	33
Opp by N.C. State, 3/9/1995 (QF)	28

Highest 3-Point Pct.

Duke vs. Wake Forest, 3/10/1989 (QF)	[3-4] .750
Opp by North Carolina, 3/10/1989 (QF)	[7-11] .636

Most Free Throws Made

Duke vs. N.C. State, 2/28/1980 (QF)	34
vs. Maryland, 3/9/1990 (QF)	34
Opp by N.C. State, 3/2/1956 (SF)	37

Most Free Throw Attempts

Duke vs. Maryland, 3/1/1956 (QF)	44
Opp by N.C. State, 3/5/1954 (SF)	50

Highest Free Throw Pct.

Duke vs. Georgia Tech, 3/14/1992 (SF)	[25-27] .926
Opp by South Carolina, 3/7/1969 (SF)	[19-20] .950

Most Rebounds

Duke vs. South Carolina, 3/3/1955 (QF)	73
Opp by N.C. State, 3/5/1955 (F)	63

Most Assists

Duke vs. N.C. State, 3/10/2002 (F)	24
Opp 2x, last by North Carolina, 3/15/1992 (F)	24

Most Steals

Duke vs. Clemson, 3/9/2000 (QF)	15
Opp 3x, last by Virginia, 3/12/1994 (SF)	11

Most Blocked Shots

Duke vs. Virginia, 3/4/1999 (QF)	12
Opp by Wake Forest, 3/5/1982 (QF)	8

Most Personal Fouls

Duke vs. Wake Forest, 3/5/1982 (QF)	33
Opp by N.C. State, 3/6/1965 (F)	28

TRADITION

ACC Tournament Record - Career

Points

Rk	Player, Years	Pts
1.	J.J. Redick, 2003-06	225
2.	Art Heyman, 1961-63	193
3.	Mike Gminski, 1977-80	191
	Christian Laettner, 1989-92	191
5.	Bob Verga, 1965-67	186
6.	Johnny Dawkins, 1983-86	179
	Kyle Singler, 2008-11	179
8.	Daniel Ewing, 2002-05	174
9.	Shelden Williams, 2003-06	173
10.	Jeff Mullins, 1962-64	166

Scoring Average

Rk	Name, Years	G	Pts	Avg
1.	Art Heyman, 1961-63	8	193	24.1
2.	Jeff Mullins, 1962-64	8	166	20.8
3.	Bob Verga, 1965-67	9	186	20.7
4.	Jabari Parker, 2014	3	61	20.3
5.	Johnny Dawkins, 1983-86	9	179	19.9
6.	Ronnie Mayer, 1954-56	7	136	19.4
7.	Mike Gminski, 1977-80	10	191	19.1
	Christian Laettner, 1989-92	10	191	19.1
9.	J.J. Redick, 2003-06	12	225	18.8
10.	Jason Williams, 2000-02	9	165	18.3

Field Goals Made

Rk	Player, Years	FG
1.	Bob Verga, 1965-67	74
	Johnny Dawkins, 1983-86	74
3.	Christian Laettner, 1989-92	69
4.	Jeff Mullins, 1962-64	68
	Mike Gminski, 1977-80	68

Field Goal Attempts

Rk	Player, Years	FGA
1.	Art Heyman, 1961-63	165
2.	J.J. Redick, 2003-06	159
3.	Bob Verga, 1965-67	154
4.	Johnny Dawkins, 1983-86	148
5.	Jeff Mullins, 1962-64	142
	Jason Williams, 2000-02	142

Field Goal Pct.

Rk	Name, Years	FG	FGA	Pct
1.	Jay Bilas, 1983-86	29	42	.690
2.	Alaa Abdelnaby, 1987-90	29	43	.674
3.	Carlos Boozer, 2000-02	33	49	.673
4.	Mason Plumlee, 2010-13	28	43	.651
5.	Christian Laettner, 1989-92	69	114	.605

Minimum 25 field goals made

3-Point Field Goals Made

Rk	Player, Years	3FG
1.	J.J. Redick, 2003-06	40
2.	Shane Battier, 1998-01	24
	Jason Williams, 2000-02	24
	Daniel Ewing, 2002-05	24
5.	Jon Scheyer, 2007-10	23

3-Point Field Goal Attempts

Rk	Player, Years	3FGA
1.	J.J. Redick, 2003-06	101
2.	Jason Williams, 2000-02	65
3.	Shane Battier, 1998-01	62
	Jon Scheyer, 2007-10	62
5.	Kyle Singler, 2008-11	52

3-Point Field Goal Pct.

Rk	Name, Years	3FG	3FGA	Pct
1.	Daniel Ewing, 2002-05	24	51	.471
2.	Mike Dunleavy, 2000-02	20	44	.455
3.	Jon Scheyer, 2007-10	18	41	.439
4.	Nate James, 1997-01	17	39	.436
5.	J.J. Redick, 2003-06	40	101	.396

Minimum 15 three-point field goals made

Free Throws Made

Rk	Player, Years	FT
1.	Art Heyman, 1961-63	67
2.	Mike Gminski, 1977-80	55
3.	Jon Scheyer, 2007-10	54
4.	J.J. Redick, 2003-06	51
	Shelden Williams, 2003-06	51

Free Throws Attempted

Rk	Player, Years	FTA
1.	Art Heyman, 1961-63	90
2.	Shelden Williams, 2003-06	82
3.	Mike Gminski, 1977-80	66
4.	Jon Scheyer, 2007-10	64
5.	Carroll Youngkin, 1959-61	63

Free Throw Pct.

Rk	Name, Years	FT	FTA	Pct
1.	Gene Banks, 1978-81	36	40	.900
	Bobby Hurley, 1990-93	27	30	.900
	Kyle Singler, 2008-p	45	50	.900
4.	J.J. Redick, 2003-06	51	59	.864
5.	Jon Scheyer, 2007-10	54	64	.844

Minimum 25 free throws made

Rebounds

Rk	Player, Years	Reb
1.	Carroll Youngkin, 1959-61	118
	Mike Gminski, 1977-80	118
3.	Shelden Williams, 2003-06	110
4.	Art Heyman, 1961-63	104
5.	Jay Buckley, 1962-64	87

Rebound Average

Rk	Name, Years	G	Reb	Avg
1.	Carroll Youngkin, 1959-61	8	118	14.8
2.	Art Heyman, 1961-63	8	104	13.0
3.	Mike Gminski, 1977-80	10	118	11.8
4.	Randy Denton, 1969-71	5	57	11.4
5.	Jim Newcome, 1956-58	5	56	11.2

Assists

Rk	Player, Years	Ast
1.	Jason Williams, 2000-02	60
2.	Bobby Hurley, 1990-93	58
	Chris Duhon, 2001-04	58
4.	Quin Snyder, 1986-89	38
5.	Danny Ferry, 1986-89	37

Assists Per Game

Rk	Name, Years	G	Ast	Avg
1.	Bobby Hurley, 1990-93	8	58	7.3
2.	Jason Williams, 2000-02	9	60	6.7
3.	Chris Duhon, 2001-04	12	58	4.8
4.	Jim Spanarkel, 1977-79	7	32	4.6
5.	Quin Snyder, 1986-89	9	38	4.2

Blocked Shots

Rk	Player, Years	Blk
1.	Shelden Williams, 2003-06	33
2.	Mike Gminski, 1977-80	20
3.	Cherokee Parks, 1992-95	18
4.	Casey Sanders, 2000-03	15
5.	Shane Battier, 1998-01	14
	Shavlik Randolph, 2003-05	14

Blocked Shots Per Game

Rk	Name, Years	G	Blk	Avg
1.	Shelden Williams, 2003-06	12	33	2.8
2.	Shavlik Randolph, 2003-05	6	14	2.3
	Cherokee Parks, 1992-95	8	18	2.3
4.	Mike Gminski, 1977-80	10	20	2.0
5.	Casey Sanders, 2000-03	10	15	1.5

Steals

Rk	Player, Years	St
1.	Christian Laettner, 1989-92	31
2.	Shane Battier, 1998-01	24
	Chris Duhon, 2001-04	24
4.	Jason Williams, 2000-02	21
5.	Danny Ferry, 1986-89	16
	Daniel Ewing, 2002-05	16

Steals Per Game

Rk	Name, Years	G	Stl	Avg
1.	Christian Laettner, 1989-92	10	31	3.1
2.	Jason Williams, 2000-03	9	21	2.3
3.	Shane Battier, 1998-01	12	24	2.0
	Chris Duhon, 2001-04	12	24	2.0
5.	Grant Hill, 1991-94	8	15	1.9

Games Played

Rk	Player, Years	GP
1.	Shane Battier, 1998-01	12
	Chris Duhon, 2001-04	12
	Daniel Ewing, 2002-05	12
	J.J. Redick, 2003-06	12
	Shelden Williams, 2003-06	12

Games Started

Rk	Player, Years	GS
1.	Chris Duhon, 2001-04	12
	J.J. Redick, 2003-06	12
	Shelden Williams, 2003-06	12
4.	Shane Battier, 1998-01	11
	Kyle Singler, 2008-11	11
6.	Mike Gminski, 1977-80	10
	Kenny Dennard, 1978-81	10
	Gene Banks, 1978-81	10
	Christian Laettner, 1989-92	10

TRADITION

In-Season Tournament Results

2K Classic

(formerly Coaches vs. Cancer Classic)
2015-16 (Durham, N.C.)
 Nov. 13 Siena W, 92-74
 Nov. 14 Bryant W, 113-75
 Nov. 20 VCU* W, 79-71
 Nov. 22 Georgetown* W, 86-84

* - New York

2008-09 (Durham, N.C.)

Nov. 10 Presbyterian W, 80-49
 Nov. 11 Ga. Southern W, 97-54
 Nov. 20 Southern Illinois* W, 83-58
 Nov. 21 Michigan* W, 71-56

* - New York

1999-00 (New York, N.Y.)

Nov. 11 Stanford L, 79-80
 Nov. 12 Connecticut L, 66-71

ACC/Big East Challenge

1991-92 (Greensboro, N.C.)
 Dec. 5 St. John's W, 91-81

1990-91 (Washington, D.C.)

Dec. 5 Georgetown L, 74-79

1989-90 (Greensboro, N.C.)

Dec. 6 Syracuse L, 76-78

ACC/Big Ten Challenge

2015-16 (Durham, N.C.)
 Dec. 2 Indiana W, 94-74

2014-15 (Madison, Wis.)

Dec. 3 Wisconsin W, 80-70

2013-14 (Durham, N.C.)

Dec. 3 Michigan W, 79-69

2012-13 (Durham, N.C.)

Nov. 28 Ohio State W, 73-68

2011-12 (Columbus, Ohio)

Nov. 29 Ohio State L, 63-85

2010-11 (Durham, N.C.)

Dec. 1 Michigan State W, 84-79

2009-10 (Madison, Wisc.)

Dec. 2 Wisconsin L, 69-72

2008-09 (West Lafayette, Ind.)

Dec. 2 Purdue W, 76-60

2007-08 (Durham, N.C.)

Nov. 27 Wisconsin W, 82-58

2006-07 (Durham, N.C.)

Nov. 28 Indiana W, 54-51

2005-06 (Bloomington Ind.)

Nov. 30 Indiana W, 75-67

2004-05 (Durham, N.C.)

Nov. 30 Michigan State W, 81-74

2003-04 (E. Lansing, Mich.)

Dec. 3 Michigan State W, 72-50

2002-03 (Greensboro, N.C.)

Dec. 3 Ohio State W, 91-76

2001-02 (Chicago, Ill.)

Nov. 27 Iowa W, 80-62

2000-01 (Greensboro, N.C.)

Nov. 28 Illinois W, 78-77

1999-00 (Chicago, Ill.)

Nov. 30 Illinois W, 72-69

Battle 4 Atlantis

2012-13 (Nassau, Bahamas)
 Nov. 18 Fla. Gulf Coast* W, 88-67
 Nov. 22 Minnesota W, 89-71
 Nov. 23 VCU W, 67-58
 Nov. 24 Louisville W, 76-71
 * Durham, N.C.

Big Four Tournament

1980-81 (Greensboro, N.C.)
 Dec. 5 North Carolina L, 76-78
 Dec. 6 N.C. State L, 60-74

1979-80 (Greensboro, N.C.)

Nov. 30 Wake Forest W, 72-70
 Dec. 1 North Carolina W, 86-74

1978-79 (Greensboro, N.C.)

Dec. 1 N.C. State W, 65-63
 Dec. 2 North Carolina W, 78-68

1977-78 (Greensboro, N.C.)

Dec. 2 North Carolina L, 66-79
 Dec. 3 Wake Forest W, 97-84

1976-77 (Greensboro, N.C.)

Nov. 26 Wake Forest L, 80-81
 Nov. 27 N.C. State W, 84-82

1975-76 (Greensboro, N.C.)

Jan. 2 N.C. State L, 95-104
 Jan. 3 North Carolina L, 74-77

1974-75 (Greensboro, N.C.)

Jan. 3 North Carolina W, 99-96
 Jan. 4 Wake Forest L, 71-75

1973-74 (Greensboro, N.C.)

Jan. 4 Wake Forest L, 61-64
 Jan. 5 North Carolina L, 75-84

1972-73 (Greensboro, N.C.)

Dec. 15 North Carolina L, 86-91
 Dec. 16 Wake Forest W, 80-67

1971-72 (Greensboro, N.C.)

Dec. 17 N.C. State L, 62-67
 Dec. 18 Wake Forest W, 70-58

1970-71 (Greensboro, N.C.)

Dec. 18 Wake Forest L, 77-83
 Dec. 19 North Carolina L, 81-83

Birmingham Classic

1959-60 (Birmingham, Ala.)
 Dec. 18 Alabama W, 78-60
 Dec. 19 Navy W, 76-71

1956-57 (Birmingham, Ala.)

Dec. 14 Alabama W, 89-78
 Dec. 15 West Virginia L, 82-83

BYU Thanksgiving Classic

1986-87 (Laie, Hawaii)
 Nov. 28 BYU-Hawaii W, 85-68
 Nov. 29 Illinois L, 62-69

Cable Car Classic

1972-73 (San Francisco, Calif.)
 Dec. 8 Santa Clara W, 69-65
 Dec. 9 San Francisco L, 68-72

Carolina Classic

1974-75 (Columbia, S.C.)
 Dec. 20 Louisiana St. L, 95-105
 Dec. 21 Princeton W, 66-57

Carrs Great Alaska Shootout

2003-04 (Anchorage, Alaska)
 Nov. 27 Pacific W, 82-69
 Nov. 29 Liberty W, 76-47
 Nov. 30 Purdue L, 68-78

1998-99 (Anchorage, Alaska)

Nov. 26 Notre Dame W, 111-82
 Nov. 27 Fresno State W, 93-82
 Nov. 28 Cincinnati L, 75-77

1995-96 (Anchorage, Alaska)

Nov. 23 Old Dominion W, 75-55
 Nov. 24 Indiana W, 70-64
 Nov. 25 Iowa W, 88-81

Champions Classic

2015-16 (Chicago, Ill.)
 Nov. 17 Kentucky L, 63-74

2014-15 (Indianapolis, Ind.)

Nov. 18 Michigan State W, 81-71

2013-14 (Chicago, Ill.)

Nov. 12 Kansas L, 83-94

2012-13 (Atlanta, Ga.)

Nov. 13 Kentucky W, 75-68

2011-12 (New York, N.Y.)

Nov. 14 Michigan State W, 74-69

Coaches vs. Cancer Classic

2014-15 (Durham, N.C.)
 Nov. 14 Presbyterian W, 113-44
 Nov. 15 Fairfield W, 109-59
 Nov. 21 Temple* W, 74, 54
 Nov. 22 Stanford* W, 70-59
 * - New York

2008-09 (Durham, N.C.)

Nov. 10 Presbyterian W, 80-49
 Nov. 11 Ga. Southern W, 97-54
 Nov. 20 Southern Illinois* W, 83-58
 Nov. 21 Michigan* W, 71-56
 * - New York

1999-00 (New York, N.Y.)

Nov. 11 Stanford L, 79-80
 Nov. 12 Connecticut L, 66-71

CBE Classic

2010-11 (Durham, N.C.)
 Nov. 14 Princeton W, 97-60
 Nov. 16 Miami (Ohio) W, 79-45
 Nov. 22 Marquette* W, 82-77
 Nov. 23 Kansas State* W, 82-68
 * - Kansas City, Mo.

2006-07 (Durham, N.C.)

Nov. 12 Columbia W, 86-46
 Nov. 13 Georgia Southern W, 72-48
 Nov. 20 Air Force* W, 71-56
 Nov. 21 Marquette* L, 62-73
 * - Kansas City, Mo.

Dixie Classic

1960-61 (Raleigh, N.C.)
 Dec. 29 Wyoming W, 86-59
 Dec. 30 Marquette W, 86-73
 Dec. 31 North Carolina L, 71-76

1959-60 (Raleigh, N.C.)

Dec. 28 Utah W, 63-52
 Dec. 29 North Carolina L, 53-75
 Dec. 30 Dayton L, 63-71

1958-59 (Raleigh, N.C.)

Dec. 29 Michigan State L, 57-82
 Dec. 30 Yale W, 56-53
 Dec. 31 Louisville W, 57-54

1957-58 (Raleigh, N.C.)

Dec. 26 Seton Hall W, 69-62
 Dec. 27 North Carolina L, 62-76
 Dec. 28 Wake Forest W, 79-75

1956-57 (Raleigh, N.C.)

Dec. 27 West Virginia W, 73-67
 Dec. 28 North Carolina L, 71-87
 Dec. 29 N.C. State L, 80-102

1955-56 (Raleigh, N.C.)

Dec. 29 Wyoming W, 71-54
 Dec. 30 North Carolina L, 64-74
 Dec. 31 Wake Forest W, 64-52

1954-55 (Raleigh, N.C.)

Dec. 27 West Virginia W, 92-79
 Dec. 28 Minnesota L, 73-79
 Dec. 29 North Carolina L, 52-65

1953-54 (Raleigh, N.C.)

Dec. 28 Oregon State W, 71-61
 Dec. 29 Wake Forest W, 83-66
 Dec. 30 Navy W, 98-83

1952-53 (Raleigh, N.C.)

Dec. 29 Brigham Young L, 68, 69
 Dec. 30 Pennsylvania L, 80-97
 Dec. 31 Princeton W, 74-59

1951-52 (Raleigh, N.C.)

Dec. 27 Columbia L, 58-66
 Dec. 28 Wake Forest W, 79-74
 Dec. 29 Southern Cal. L, 69-87

1950-51 (Raleigh, N.C.)

Dec. 28 Colgate L, 69-84
 Dec. 29 North Carolina W, 71-63
 Dec. 30 Tulane W, 74-72

1949-50 (Raleigh, N.C.)

Dec. 28 Penn State L, 48-51
 Dec. 29 North Carolina L, 52-59
 Dec. 30 Wake Forest W, 54-52

ECAC Holiday Festival

1978-79 (New York, N.Y.)
 Dec. 29 Ohio State L, 84-90
 Dec. 30 St. John's L, 66-69

1971-72 (New York, N.Y.)

Dec. 27 St. Peter's L, 74-77
 Dec. 28 Syracuse L, 72-74

Fiesta Bowl Classic

1987-88 (Tucson, Ariz.)
 Dec. 29 Florida W, 93-70
 Dec. 30 Arizona L, 85-91

Gator Bowl Classic

1973-74 (Jacksonville, Fla.)
 Dec. 26 Western Ky. W, 75-69
 Dec. 27 Florida L, 60-77

Great Eight

1998-99 (Chicago, Ill.)
 Dec. 2 Michigan State W, 73-67

Holiday Classic

1970-71 (Greensboro, N.C.)
 Dec. 29 Northwestern W, 93-87
 Dec. 30 Penn State W, 67-56

Holiday Doubleheader

1978-79 (Raleigh, N.C.)
 Jan. 5 Long Beach St. W, 79-78
 Jan. 6 Tulane W, 74-64

1976-77 (Raleigh, N.C.)

Dec. 29 East Carolina W, 88-65
 Dec. 30 Rice W, 87-77

1975-76 (Raleigh, N.C.)

Dec. 26 Auburn W, 85-74
 Dec. 27 Western Ky. W, 111-90

In-Season Tournament Results

1974-75 (Raleigh, N.C.)		
Dec. 27	Pittsburgh	W, 89-75
Dec. 28	Kent State	W, 83-65

Industrial National Classic

1979-80 (Providence, R.I.)		
Dec. 21	Boston College	W, 70-64
Dec. 22	Providence	W, 82-78

Iron Duke Classic

1981-82 (Durham, N.C.)		
Dec. 29	Davidson	L, 73-75
Dec. 30	Auburn	W, 72-71

1980-81 (Durham, N.C.)		
Dec. 19	Brown	W, 91-60
Dec. 20	Detroit	W, 111-71

1979-80 (Durham, N.C.)		
Dec. 28	Vermont	W, 92-67
Dec. 29	Cincinnati	W, 87-75

Jimmy V Classic

2001-02 (East Rutherford, N.J.)		
Dec. 18	Kentucky	W, 95-92

1998-99 (East Rutherford, N.J.)		
Dec. 22	Kentucky	W, 71-60

Kentucky Invitational

1969-70 (Lexington, Ky.)		
Dec. 19	Dayton	W, 72-67
Dec. 20	Kentucky	L, 76-98

1953-54 (Louisville, Ky.)		
Dec. 21	Kentucky	L, 69-85
Dec. 22	UCLA	L, 67-72

Las Vegas Classic

1972-73 (Las Vegas, Nev.)		
Dec. 27	UNLV	L, 83-89
Dec. 28	Purdue	L, 77-82

Maui Invitational

2011-12 (Lahaina, Hawaii)		
Nov. 11	Belmont*	W, 77-76
Nov. 21	Tennessee	W, 77-67
Nov. 22	Michigan	W, 82-75
Nov. 23	Kansas	W, 68-61
* Durham, N.C.		

2007-08 (Lahaina, Hawaii)		
Nov. 19	Princeton	W, 83-61
Nov. 20	Illinois	W, 79-66
Nov. 21	Marquette	W, 77-73

2001-02 (Lahaina, Hawaii)		
Nov. 19	Seton Hall	W, 80-79
Nov. 20	South Carolina	W, 81-56
Nov. 21	Ball State	W, 83-71

1997-98 (Lahaina, Hawaii)		
Nov. 24	Chaminade	W, 106-70
Nov. 25	Missouri	W, 82-59
Nov. 26	Arizona	W, 95-87

1992-93 (Lahaina, Hawaii)		
Dec. 21	DePaul	W, 89-73
Dec. 22	Louisiana State	W, 96-67
Dec. 23	Brigham Young	W, 89-66

NIT Season Tip-Off

2013-14 (Durham, N.C.)		
Nov. 18	UNC Asheville	W, 91-55
Nov. 19	East Carolina	W, 83-74
Nov. 27	Alabama*	W, 74-64
Nov. 29	Arizona*	L, 66-72

2009-10 (Durham, N.C.)		
Nov. 16	Coastal Carolina	W, 74-49
Nov. 17	Charlotte	W, 101-59
Nov. 25	Arizona State*	W, 64-53
Nov. 27	Connecticut*	W, 68-59

2005-06 (Durham, N.C.)		
Nov. 14	Boston U.	W, 64-47
Nov. 16	Seton Hall	W, 93-40
Nov. 23	Drexel*	W, 78-68
Nov. 25	Memphis*	W, 70-67

2000-01 (Durham, N.C.)		
Nov. 14	Princeton	W, 87-50
Nov. 17	Villanova	W, 98-85
Nov. 22	Texas*	W, 95-69
Nov. 24	Temple*	W, 63-61

1996-97 (Durham, N.C.)		
Nov. 20	St. Joseph's	W, 89-60
Nov. 22	Vanderbilt	W, 86-57
Nov. 27	Tulsa*	W, 72-67
Nov. 29	Indiana*	L, 69-85

1990-91 (Durham, N.C.)		
Nov. 14	Marquette	W, 87-74
Nov. 16	Boston College	W, 100-76
Nov. 21	Arkansas*	L, 88-98
Nov. 23	Notre Dame*	W, 85-77

1985-86 (Houston, Texas)		
Nov. 21	Lamar	W, 66-62
Nov. 24	Ala.-Birm.	W, 66-54
Nov. 29	St. John's*	W, 71-70
Dec. 1	Kansas*	W, 92-86
* - New York, N.Y.		

Rainbow Classic

1994-95 (Honolulu, Hawaii)		
Dec. 27	Iowa	L, 71-81
Dec. 29	Boston U.	W, 71-54
Dec. 30	Georgia Tech	W, 76-69

1989-90 (Honolulu, Hawaii)		
Dec. 28	Drake	W, 101-77
Dec. 29	Cincinnati	W, 95-83
Dec. 30	Hawaii	W, 87-75

1983-84 (Honolulu, Hawaii)		
Dec. 28	SMU	L, 76-78
Dec. 29	Pacific	W, 68-66
Dec. 30	Navy	W, 90-79

Steel Bowl

1961-62 (Pittsburgh, Pa.)		
Dec. 15	Duquesne	L, 61-66
Dec. 16	Arizona	W, 78-47

Sugar Bowl Tourney

1980-81 (New Orleans, La.)		
Dec. 28	New Orleans	W, 77-63
Dec. 29	Tennessee	L, 69-90

1968-69 (New Orleans, La.)		
Dec. 30	Western Ky.	W, 73-72
Dec. 31	Iowa	W, 85-82

1963-64 (New Orleans, La.)		
Dec. 30	Auburn	W, 84-67
Dec. 31	Kentucky	L, 79-81

Tip Off Classic

1988-89 (Springfield, Mass.)		
Nov. 19	Kentucky	W, 80-55

1979-80 (Springfield, Mass.)		
Nov. 17	Kentucky	W, 82-76

Trojan-Bud Light Classic

1984-85 (Los Angeles, Calif)		
Dec. 28	Ala.-Birmingham	W, 76-62
Dec. 29	Southern Cal.	W, 75-73

West Virginia Centennial

1963-64 (Morgantown, W.V.)		
Dec. 6	Ohio State	W, 76-75
Dec. 7	West Virginia	W, 86-81

Wooden Classic

1999-00 (Anaheim, Calif.)		
Nov. 27	Southern Cal.	W, 81-68

Wooden Tradition

2002-03 (Indianapolis, Ind.)		
Nov. 30	UCLA	W, 84-73

-- denotes number of overtimes played

TRADITION

**Charting Duke in the Polls
(AP Only)**

Total Polls Ranked	754
Top 10 Rankings	626
Longest Consecutive Polls Ranked	200 ¹
Current Streak	5

Years Ranked

Total Years	55
Consecutive Years	33
Current Streak	33

Final Poll

Total Polls	45
Top 10	35
High Rank	1 (seven times)

No. 1 Ranking

Total Rankings	127
Most No. 1 Weeks in Succession	18

Weeks Ranked By Ranking

First Ranked: Dec. 11, 1951 (No. 12)
Last Ranked: March 14, 2016 (No. 19)

Rank	Weeks
No. 1	127
No. 2	75
No. 3	71
No. 4	48
No. 5	53
No. 6	69
No. 7	53
No. 8	55
No. 9	36
No. 10	39
No. 11	17
No. 12	13
No. 13	15
No. 14	14
No. 15	13
No. 16	12
No. 17	13
No. 18	9
No. 19	10
No. 20	7
No. 21	2
No. 22	-
No. 23	1
No. 24	1
No. 25	-

¹ - Duke was ranked in the top 25 of 200 consecutive AP polls from 1997 through 2007, the second-longest streak in college basketball history.

All-Time Consecutive AP Polls Ranked

Team	Consecutive AP Polls Ranked
UCLA	221 (1966-80)
Duke	200 (1996-07)
North Carolina	172 (1990-00)
North Carolina	171 (1972-82)
Duke	167 (2007-16)
Marquette	166 (1969-79)
Kentucky	164 (1990-99)
Kansas	145 (1991-99)
Duke	143 (1986-95)
Kansas	142 (2008-present)

In The Polls

The Duke basketball program has held a prominent spot in the national basketball scene since the beginning of the post-World War II era. The final national rankings are just one measuring stick in which the Blue Devils are among the elite in the history of the sport.

In the Coach K era, which began in 1980-81, Duke has finished in the Associated Press top 25 a total of 30 seasons, including seven times as the No. 1 team in the nation. With consecutive AP number one finishes from 1999-2002, Duke became the first school in college basketball history to be ranked at the top of the final AP poll for four straight years.

Here is a look at some of the notes from Duke and the rankings:

- Duke has been ranked No. 1 at some point in the season in 19 of the past 31 years (AP & USA Today polls).
- **Mike Krzyzewski** has spent more weeks ranked in the top 25 (562 weeks), top 10 (486) and No. 1 (109) than any other active coach (AP poll only).
- Duke has been ranked No. 1 in 96 weeks since 1990, the most by any school in the nation. The next closest school is North Carolina at 54 weeks during the same time period.
- Duke has been No. 1 109 weeks (218 games, 190-28) in the AP poll since 1986.
- Of the 1,232 games coached at Duke by Mike Krzyzewski, 1,087 of them have come as a ranked team (88.2 percent). Duke's record as a ranked team since 1981 is 889-198 (.818).
- Under Coach K, Duke has played more games as a No. 1 team (218) than it has as an unranked team (145).
- The Blue Devils were ranked in the top 25 of the AP poll in 380 consecutive games (Nov. 20, 1996-Feb. 11, 2007).
- Duke has been ranked No. 1 in the nation 127 weeks overall, the second-highest figure in NCAA history behind only UCLA (134).
- Duke finished in the top 10 for 10 consecutive seasons from 1997-2006 - second all-time behind UCLA (13 straight years - 1967-79).
- Duke's 1991-92 team is one of only 12 schools in college basketball history to be ranked No. 1 for the entire season.
- Duke has been ranked in 372 of the last 375 AP polls. The Blue Devils have been ranked in the top 10 for 334 weeks in that span.

Duke and the No. 1 National Ranking

Since the 1997-98 season, Duke has been ranked No. 1 in the Associated Press poll 72 weeks, 33 more than the next closest team (North Carolina). The Blue Devils reached the top ranking in seven consecutive seasons from 1998-2004, becoming just the second program in NCAA history to accomplish that feat. UCLA holds the record with 12 consecutive seasons being ranked No. 1 at some point (1964-75). Duke finished the season ranked No. 1 in the AP poll for four consecutive seasons (1999-2002), an unprecedented feat in college basketball history.

Tennessee	1	1
Michigan	1	1

Most Consecutive Seasons Ranked No. 1

Team	Consecutive Seasons	Years
UCLA	12	1964-75
Duke	7	1998-04
Kansas	5	1994-97
Duke	3	1992-94
North Carolina	3	1986-88
North Carolina	3	1982-84
North Carolina	3	1957-59

No. 1 Rankings Since 1997-98

Team	Seasons Ranked No. 1	Total Weeks Ranked No. 1
Duke	11	72
North Carolina	7	39
Kentucky	6	33
Connecticut	5	27
Arizona	4	26
Kansas	6	26
Stanford	3	16
Illinois	1	15
Florida	4	14
Cincinnati	1	12
Indiana	1	10
Syracuse	3	10
Michigan State	3	9
Ohio State	2	9
UCLA	1	6
Memphis	1	5
Gonzaga	1	3
Oklahoma	1	3
Pittsburgh	1	3
Villanova	1	3
Wake Forest	2	3
Louisville	2	2
Alabama	1	2
Texas	1	2
St. Joseph's	1	1
Wisconsin	1	1

Coach K at No. 1

Duke's Mike Krzyzewski has coached in 218 games with his Blue Devils as the nation's No. 1 team (AP poll only), compiling a 190-28 (.872) record. Coach K's 218 games at No. 1 rank second all-time in NCAA history, as do his 190 victories:

Coach	No. of Games as No. 1 Team	Record (Pct.)
John Wooden	228	217-11 (.952)
Mike Krzyzewski	218	190-28 (.872)
Dean Smith	134	113-21 (.843)
Adolph Rupp	118	100-18 (.847)

No. 1 vs. No. 2

Duke has been involved in six No. 1 vs. No. 2 matchups (AP poll only) in its history, posting a 3-3 record:

Date	Result (Site)
3/18/1966	[1] Kentucky 83 [2] Duke 79 (n)
3/29/1986	[1] Duke 71 [2] Kansas 67 (n)
2/3/1994	[2] North Carolina 89 [1] Duke 78 (a)
2/5/1998	[2] North Carolina 97 [1] Duke 73 (a)
3/27/1999	[1] Duke 68 [2] Michigan State 62 (n)
12/10/2006	[1] Duke 97 [2] Texas 66 (n)

Associated Press

Final Top 10

1949

1. Kentucky
2. Oklahoma State
3. St. Louis
4. Illinois
5. W. Kentucky
6. Minnesota
7. Bradley
8. San Francisco
9. Tulane
10. Bowling Green

1950

1. Bradley
2. Ohio State
3. Kentucky
4. Holy Cross
5. N.C. State
6. Duquesne
7. UCLA
8. W. Kentucky
9. St. John's
10. LaSalle

1951

1. Kentucky
2. Oklahoma State
3. Columbia
4. Kansas State
5. Illinois
6. Bradley
7. Indiana
8. N.C. State
9. St. John's
10. St. Louis

1952

1. Kentucky
2. Illinois
3. Kansas State
4. Duquesne
5. St. Louis
6. Washington
7. Iowa
8. Kansas
9. West Virginia
10. St. John's

1953

1. Indiana
2. Seton Hall
3. Kansas
4. Washington
5. LSU
6. LaSalle
7. St. John's
8. Oklahoma State
9. Duquesne
10. Notre Dame

1954

1. Kentucky
2. LaSalle
3. Holy Cross
4. Indiana
5. Duquesne
6. Notre Dame
7. Bradley
8. W. Kentucky
9. Penn State
10. Oklahoma State

1955

1. San Francisco
2. Kentucky
3. LaSalle
4. NC State
5. Iowa
6. Duquesne
7. Utah
8. Marquette
9. Dayton
10. Oregon State

1956

1. San Francisco
2. NC State
3. Dayton
4. Iowa
5. Alabama
6. Louisville
7. SMU
8. UCLA
9. Kentucky
10. Illinois

1957

1. North Carolina
2. Kansas
3. Kentucky
4. SMU
5. Seattle
6. Louisville
7. West Virginia
8. Vanderbilt
9. Oklahoma City
10. St. Louis

1958

1. West Virginia
2. Cincinnati
3. Kansas State
4. San Francisco
5. Temple
6. Maryland
7. Kansas
8. Notre Dame
9. Kentucky
10. Duke

1959

1. Kansas State
2. Kentucky
3. Mississippi State
4. Bradley
5. Cincinnati
6. NC State
7. Michigan State
8. Auburn
9. North Carolina
10. West Virginia

1960

1. Cincinnati
2. California
3. Ohio State
4. Bradley
5. West Virginia
6. Utah
7. Indiana
8. Utah State
9. St. Bonaventure
10. Miami

1961

1. Ohio State
2. Cincinnati
3. St. Bonaventure
4. Kansas State
5. North Carolina
6. Bradley
7. USC
8. Iowa
9. West Virginia
10. Duke

1962

1. Ohio State
2. Cincinnati
3. Kentucky
4. Mississippi State
5. Bradley
6. Kansas State
7. Utah
8. Bowling Green
9. Colorado
10. Duke

1963

1. Cincinnati
2. Duke
3. Loyola, Chicago
4. Arizona State
5. Wichita State
6. Mississippi State
7. Ohio State
8. Illinois
9. NYU
10. Colorado

1964

1. UCLA
2. Michigan
3. Duke
4. Kentucky
5. Wichita State
6. Oregon State
7. Villanova
8. Loyola, Chicago
9. DePaul
10. Davidson

1965

1. Michigan
2. UCLA
3. St. Joseph's
4. Providence
5. Vanderbilt
6. Davidson
7. Minnesota
8. Villanova
9. BYU
10. Duke

1966

1. Kentucky
2. Duke
3. Texas-El Paso
4. Kansas
5. St. Joseph's
6. Loyola, Chicago
7. Cincinnati
8. Vanderbilt
9. Michigan
10. W. Kentucky

1967

1. UCLA
2. Louisville
3. Kansas
4. North Carolina
5. Princeton
6. W. Kentucky
7. Houston
8. Tennessee
9. Boston College
10. Texas-El Paso

1968

1. Houston
2. UCLA
3. St. Bonaventure
4. North Carolina
5. Kentucky
6. New Mexico
7. Columbia
8. Davidson
9. Louisville
10. Duke

1969

1. UCLA
2. LaSalle
3. Santa Clara
4. North Carolina
5. Davidson
6. Purdue
7. Kentucky
8. St. John's
9. Duquesne
10. Villanova

1970

1. Kentucky
2. UCLA
3. St. Bonaventure
4. Jacksonville
5. New Mexico St.
6. South Carolina
7. Iowa
8. Marquette
9. Notre Dame
10. N.C. State

1971

1. UCLA
2. Marquette
3. Pennsylvania
4. Kansas
5. USC
6. South Carolina
7. W. Kentucky
8. Kentucky
9. Fordham
10. Ohio State

1972

1. UCLA
2. North Carolina
3. Pennsylvania
4. Louisville
5. Long Beach State
6. South Carolina
7. Marquette
8. SW Louisiana
9. BYU
10. Florida State

1973

1. UCLA
2. NC State
3. Long Beach State
4. Providence
5. Marquette
6. Indiana
7. SW Louisiana
8. Maryland
9. Kansas State
10. Minnesota

1974

1. NC State
2. UCLA
3. Marquette
4. Maryland
5. Notre Dame
6. Michigan
7. Kansas
8. Providence
9. Indiana
10. Long Beach State

1975

1. UCLA
2. Kentucky
3. Indiana
4. Louisville
5. Maryland
6. Syracuse
7. NC State
8. Arizona State
9. North Carolina
10. Alabama

1976

1. Indiana
2. Marquette
3. UNLV
4. Rutgers
5. UCLA
6. Alabama
7. Notre Dame
8. North Carolina
9. Michigan
10. W. Michigan

1977

1. Michigan
2. UCLA
3. Kentucky
4. UNLV
5. North Carolina
6. Syracuse
7. Marquette
8. San Francisco
9. Wake Forest
10. Notre Dame

1978

1. Kentucky
2. UCLA
3. DePaul
4. Michigan State
5. Arkansas
6. Notre Dame
7. Duke
8. Marquette
9. Louisville
10. Kansas

1979

1. Indiana State
2. UCLA
3. Michigan State
4. Notre Dame
5. Arkansas
6. DePaul
7. LSU
8. Syracuse
9. North Carolina
10. Marquette

1980

1. DePaul
2. LSU
3. Kentucky
4. Louisville
5. Oregon State
6. Syracuse
7. Indiana
8. Maryland
9. Ohio State
10. Georgetown

1981

1. DePaul
2. Oregon State
3. Virginia
4. LSU
5. Arizona State
6. North Carolina
7. Indiana
8. Kentucky
9. Notre Dame
10. Utah

1982

1. North Carolina
2. DePaul
3. Virginia
4. Oregon State
5. Missouri
6. Minnesota
7. Georgetown
8. Idaho
9. Memphis State
10. Fresno State

1983

1. Houston
2. Louisville
3. St. John's
4. Virginia
5. Indiana
6. UNLV
7. UCLA
8. North Carolina
9. Arkansas
10. Missouri

1984

1. North Carolina
2. Georgetown
3. Kentucky
4. DePaul
5. Houston
6. Illinois
7. Oklahoma
8. Arkansas
9. Texas-El Paso
10. Purdue

1985

1. Georgetown
2. Michigan
3. St. John's
4. Oklahoma
5. Memphis State
6. Georgia Tech
7. North Carolina
8. Louisiana Tech
9. UNLV
10. Duke

1986

1. Duke
2. Kansas
3. Kentucky
4. St. John's
5. Michigan
6. Georgia Tech
7. Louisville
8. North Carolina
9. Syracuse
10. Notre Dame

1987

1. UNLV
2. North Carolina
3. Indiana
4. Georgetown
5. DePaul
6. Iowa
7. Purdue
8. Temple
9. Alabama
10. Syracuse

1988

1. Temple
2. Arizona
3. Purdue
4. Oklahoma
5. Duke
6. Kentucky
7. North Carolina
8. Pittsburgh
9. Syracuse
10. Michigan

1989

1. Arizona
2. Georgetown
3. Illinois
4. Oklahoma
5. North Carolina
6. Missouri
7. Syracuse
8. Indiana
9. Duke
10. Michigan

1990

1. Oklahoma
2. UNLV
3. Connecticut
4. Michigan State
5. Kansas
6. Syracuse
7. Arkansas
8. Georgetown
9. Georgia Tech
10. Purdue

Final No. 1 Rankings (AP) (Since 1986)

Duke	7
Kansas	3
Kentucky	3
North Carolina	3
Ohio State	2
UNLV	2
Temple	1
Arizona	1
Oklahoma	1
Indiana	1
UCLA	1
Massachusetts	1
Stanford	1
Illinois	1
Louisville	1
Gonzaga	1
Florida	1

Duke's Final Top 25 Rankings

Year	AP	Coaches
1952	12	NR
1954	15	20
1956	17	18
1958	10	13
1960	18	15
1961	10	9
1962	10	13
1963	2	2
1964	3	4
1965	10	9
1966	2	2
1967	NR	19
1968	10	11
1978	7	9
1979	11	7
1980	14	16
1984	14	14
1985	10	12
1986	1	1
1987	17	NR
1988	5	5
1989	9	7
1990	15	14
1991	6	6
1992	1	1
1993	10	9
1994	6	2
1997	8	11
1998	3	5
1999	1	2
2000	1	4
2001	1	1
2002	1	5
2003	7	9
2004	6	2
2005	3	7
2006	1	7
2008	9	16
2009	6	11
2010	3	1
2011	3	7
2012	8	14
2013	6	5
2014	8	16
2015	4	1
2016	19	18

TRADITION

1991

1. UNLV
2. Arkansas
3. Indiana
4. North Carolina
5. Ohio State
6. Duke
7. Syracuse
8. Arizona
9. Kentucky
10. Utah

1992

1. Duke
2. Kansas
3. Ohio State
4. UCLA
5. Indiana
6. Kentucky
7. UNLV
8. USC
9. Arkansas
10. Arizona

1993

1. Indiana
2. Kentucky
3. Michigan
4. North Carolina
5. Arizona
6. Seton Hall
7. Cincinnati
8. Vanderbilt
9. Kansas
10. Duke

1994

1. North Carolina
2. Arkansas
3. Purdue
4. Connecticut
5. Missouri
6. Duke
7. Kentucky
8. Massachusetts
9. Arizona
10. Louisville

1995

1. UCLA
2. Kentucky
3. Wake Forest
4. North Carolina
5. Kansas
6. Arkansas
7. Massachusetts
8. Connecticut
9. Villanova
10. Maryland

1996

1. Massachusetts
2. Kentucky
3. Connecticut
4. Georgetown
5. Kansas
6. Purdue
7. Cincinnati
8. Texas Tech
9. Wake Forest
10. Villanova

1997

1. Kansas
2. Utah
3. Minnesota
4. North Carolina
5. Kentucky
6. South Carolina
7. UCLA
8. Duke
9. Wake Forest
10. Cincinnati

1998

1. North Carolina
2. Kansas
3. Duke
4. Arizona
5. Kentucky
6. Connecticut
7. Utah
8. Princeton
9. Cincinnati
10. Stanford

1999

1. Duke
2. Michigan State
3. Connecticut
4. Auburn
5. Maryland
6. Utah
7. Stanford
8. Kentucky
9. St. John's
10. Miami

2000

1. Duke
2. Michigan State
3. Stanford
4. Arizona
5. Temple
6. Iowa State
7. Cincinnati
8. Ohio State
9. St. John's
10. LSU

2001

1. Duke
2. Stanford
3. Michigan State
4. Illinois
5. Arizona
6. North Carolina
7. Boston College
8. Florida
9. Kentucky
10. Iowa State

2002

1. Duke
2. Kansas
3. Oklahoma
4. Maryland
5. Cincinnati
6. Gonzaga
7. Arizona
8. Alabama
9. Pittsburgh
10. Connecticut

2003

1. Kentucky
2. Arizona
3. Oklahoma
4. Pittsburgh
5. Texas
6. Kansas
7. Duke
8. Wake Forest
9. Marquette
10. Florida

2004

1. Stanford
2. Kentucky
3. Gonzaga
4. Oklahoma State
5. St. Joseph's
6. Duke
7. Connecticut
8. Mississippi State
9. Pittsburgh
10. Wisconsin

2005

1. Illinois
2. North Carolina
3. Duke
4. Louisville
5. Wake Forest
6. Oklahoma State
7. Kentucky
8. Washington
9. Arizona
10. Gonzaga

2006

1. Duke
2. Connecticut
3. Villanova
4. Memphis
5. Gonzaga
6. Ohio State
7. Boston College
8. UCLA
9. Texas
10. North Carolina

2007

1. Ohio State
2. Kansas
3. Florida
4. North Carolina
5. Memphis
6. Wisconsin
7. UCLA
8. Georgetown
9. Texas A&M
10. Oregon

2008

1. North Carolina
2. Memphis
3. UCLA
4. Kansas
5. Tennessee
6. Wisconsin
7. Texas
8. Georgetown
9. Duke
10. Stanford

2009

1. Louisville
2. North Carolina
3. Memphis
4. Pittsburgh
5. Connecticut
6. Duke
7. Oklahoma
8. Michigan State
9. Missouri
10. Gonzaga

2010

1. Kansas
2. Kentucky
3. Duke
4. Syracuse
5. Ohio State
6. West Virginia
7. Kansas State
8. New Mexico
9. Villanova
10. Purdue

2011

1. Ohio State
2. Kansas
3. Duke
4. Pittsburgh
5. Notre Dame
6. San Diego State
7. North Carolina
8. Texas
9. Connecticut
10. BYU

2012

1. Kentucky
2. Syracuse
3. Missouri
4. North Carolina
5. Michigan State
6. Kansas
7. Ohio State
8. Duke
9. Baylor
10. Florida State

2013

1. Gonzaga
2. Louisville
3. Kansas
4. Indiana
5. Miami [Fla.]
6. Duke
7. Ohio State
8. Georgetown
9. Michigan State
10. New Mexico

2014

1. Florida
2. Wichita State
3. Virginia
4. Arizona
5. Louisville
6. Villanova
7. Michigan
8. Duke
9. Iowa State
10. Kansas

2015

1. Kentucky
2. Villanova
3. Wisconsin
4. Duke
5. Arizona
6. Virginia
7. Gonzaga
8. Notre Dame
9. Iowa State
10. Kansas

2016

1. Kansas
2. Michigan State
3. North Carolina
4. Virginia
5. Oregon
6. Villanova
7. Oklahoma
8. West Virginia
9. Xavier
10. Miami



UPI Polls

Final Top 10

(Coaches 1951-92)

1951

- 1. Kentucky
2. Oklahoma State
3. Kansas State
4. Illinois
5. Columbia
6. Bradley
7. NC State
8. Indiana
9. St. John's
10. BYU

1952

- 1. Kentucky
2. Illinois
3. Kansas
4. Duquesne
5. Washington
6. Kansas State
7. St. Louis
8. Iowa
9. St. John's
10. Wyoming

1953

- 1. Indiana
2. Washington
3. LaSalle
4. Seton Hall
5. Kansas
6. LSU
7. Oklahoma State
8. N.C. State
9. Kansas State
10. Illinois

1954

- 1. Indiana
2. Kentucky
3. Duquesne
4. Oklahoma State
5. Notre Dame
6. W. Kentucky
7. Kansas
8. LSU
9. Holy Cross
10. Iowa

1955

- 1. San Francisco
2. Kentucky
3. LaSalle
4. Utah
5. Iowa
6. NC State
7. Duquesne
8. Oregon State
9. Marquette
10. Dayton

1956

- 1. San Francisco
2. NC State
3. Dayton
4. Iowa
5. Alabama
6. SMU
7. Louisville
8. Illinois
9. UCLA
10. Vanderbilt

1957

- 1. North Carolina
2. Kansas
3. Kentucky
4. SMU
5. Seattle
6. California
7. Michigan State
8. Louisville
9. UCLA
10. St. Louis

1958

- 1. West Virginia
2. Cincinnati
3. San Francisco
4. Kansas State
5. Temple
6. Maryland
7. Notre Dame
8. Kansas
9. Dayton
10. Indiana

1959

- 1. Kansas State
2. Kentucky
3. Michigan State
4. Cincinnati
5. NC State
6. North Carolina
7. Mississippi State
8. Bradley
9. California
10. Auburn

1960

- 1. California
2. Cincinnati
3. Ohio State
4. Bradley
5. Utah
6. West Virginia
7. Utah State
8. Georgia Tech
9. Villanova
10. Indiana

1961

- 1. Ohio State
2. Cincinnati
3. St. Bonaventure
4. Kansas State
5. USC
6. North Carolina
7. Bradley
8. St. John's
9. Duke
10. Wake Forest

1962

- 1. Ohio State
2. Cincinnati
3. Kentucky
4. Mississippi State
5. Kansas State
6. Bradley
7. Wake Forest
8. Colorado
9. Bowling Green
10. Utah

1963

- 1. Cincinnati
2. Duke
3. Arizona State
4. Loyola, Chicago
5. Illinois
6. Wichita State
7. Mississippi State
8. Ohio State
9. Colorado
10. Stanford

1964

- 1. UCLA
2. Michigan
3. Kentucky
4. Duke
5. Oregon State
6. Wichita State
7. Villanova
8. Loyola, Chicago
9. Texas-El Paso
10. Davidson

1965

- 1. Michigan
2. UCLA
3. St. Joseph's
4. Providence
5. Vanderbilt
6. BYU
7. Davidson
8. Minnesota
9. Duke
10. San Francisco

1966

- 1. Kentucky
2. Duke
3. Texas-El Paso
4. Kansas
5. Loyola, Chicago
6. St. Joseph's
7. Michigan
8. Vanderbilt
9. Cincinnati
10. Providence

1967

- 1. UCLA
2. Louisville
3. North Carolina
4. Kansas
5. Princeton
6. Houston
7. W. Kentucky
8. Texas-El Paso
9. Tennessee
10. Boston College

1968

- 1. Houston
2. UCLA
3. St. Bonaventure
4. North Carolina
5. Kentucky
6. Columbia
7. New Mexico
8. Louisville
9. Davidson
10. Marquette

1969

- 1. UCLA
2. North Carolina
3. Davidson
4. Santa Clara
5. Kentucky
6. LaSalle
7. Purdue
8. St. John's
9. New Mexico St.
10. Duquesne

1970

- 1. Kentucky
2. UCLA
3. St. Bonaventure
4. New Mexico St.
5. Jacksonville
6. South Carolina
7. Iowa
8. Notre Dame
9. Drake
10. Marquette

1971

- 1. UCLA
2. Marquette
3. Pennsylvania
4. Kansas
5. USC
6. South Carolina
7. W. Kentucky
8. Kentucky
9. Fordham
10. Ohio State

1972

- 1. UCLA
2. North Carolina
3. Pennsylvania
4. Louisville
5. South Carolina
6. Long Beach State
7. Marquette
8. SW Louisiana
9. BYU
10. Florida State

1973

- 1. UCLA
2. NC State
3. Long Beach State
4. Marquette
5. Providence
6. Indiana
7. Kansas State
8. SW Louisiana
9. Minnesota
10. Maryland

1974

- 1. NC State
2. UCLA
3. Notre Dame
4. Maryland
5. Marquette
6. Providence
7. Vanderbilt
8. North Carolina
9. Indiana
10. Kansas

1975

- 1. Indiana
2. UCLA
3. Louisville
4. Kentucky
5. Maryland
6. Marquette
7. Arizona State
8. Alabama
9. N.C. State
10. North Carolina

1976

- 1. Indiana
2. Marquette
3. Rutgers
4. UNLV
5. UCLA
6. North Carolina
7. Alabama
8. Notre Dame
9. Michigan
10. Washington

1977

- 1. Michigan
2. San Francisco
3. North Carolina
4. UCLA
5. Kentucky
6. UNLV
7. Arkansas
8. Tennessee
9. Syracuse
10. Utah

1978

- 1. Kentucky
2. UCLA
3. Marquette
4. New Mexico
5. Michigan State
6. Arkansas
7. DePaul
8. Kansas
9. Duke
10. North Carolina

1979

- 1. Indiana State
2. UCLA
3. North Carolina
4. Michigan State
5. Notre Dame
6. Arkansas
7. Duke
8. DePaul
9. LSU
10. Syracuse

1980

- 1. DePaul
2. LSU
3. Kentucky
4. Louisville
5. Oregon State
6. Syracuse
7. Indiana
8. Maryland
9. Ohio State
10. Georgetown

1981

- 1. DePaul
2. Oregon State
3. Virginia
4. LSU
5. Arizona State
6. North Carolina
7. Indiana
8. Kentucky
9. Notre Dame
10. Utah

1982

- 1. North Carolina
2. DePaul
3. Virginia
4. Oregon State
5. Missouri
6. Minnesota
7. Georgetown
8. Idaho
9. Memphis State
10. Fresno State

1983

- 1. Houston
2. Louisville
3. St. John's
4. Virginia
5. Indiana
6. UNLV
7. UCLA
8. North Carolina
9. Arkansas
10. Kentucky

1984

- 1. North Carolina
2. Georgetown
3. Kentucky
4. DePaul
5. Houston
6. Illinois
7. Arkansas
8. Oklahoma
9. Texas-El Paso
10. Maryland

1985

- 1. Georgetown
2. Michigan
3. St. John's
4. Memphis State
5. Oklahoma
6. Georgia Tech
7. North Carolina
8. Louisiana Tech
9. UNLV
10. Illinois

1986

- 1. Duke
2. Kansas
3. St. John's
4. Kentucky
5. Michigan
6. Georgia Tech
7. Louisville
8. North Carolina
9. Syracuse
10. UNLV

1987

- 1. UNLV
2. Indiana
3. North Carolina
4. Georgetown
5. DePaul
6. Purdue
7. Iowa
8. Temple
9. Alabama
10. Syracuse

1988

- 1. Temple
2. Arizona
3. Purdue
4. Oklahoma
5. Duke
6. Kentucky
7. Pittsburgh
8. North Carolina
9. Syracuse
10. Michigan

1989

- 1. Arizona
2. Georgetown
3. Illinois
4. North Carolina
5. Oklahoma
6. Indiana
7. Duke
8. Missouri
9. Syracuse
10. Michigan

1990

- 1. Oklahoma
2. UNLV
3. Connecticut
4. Michigan State
5. Kansas
6. Syracuse
7. Georgia Tech
8. Arkansas
9. Georgetown
10. Purdue

1991

- 1. UNLV
2. Arkansas
3. Indiana
4. North Carolina
5. Ohio State
6. Duke
7. Arizona
8. Syracuse
9. Nebraska
10. Utah

1992

- 1. Duke
2. Kansas
3. Ohio State
4. Indiana
5. UCLA
6. USC
7. Arizona
8. Arkansas
9. Kentucky
10. Oklahoma State

1993

- 1. Indiana
2. North Carolina
3. Michigan
4. Kentucky
5. Arizona
6. Seton Hall
7. Cincinnati
8. Vanderbilt
9. Kansas
10. Duke

USA Today Poll

Final Top 10 (1983-92)

1983

- 1. Houston
2. Louisville
3. St. John's
4. Indiana
5. Virginia
6. North Carolina
7. UNLV
8. UCLA
9. Boston College
10. Villanova

1985

- 1. Georgetown
2. Michigan
3. St. John's
4. Oklahoma
5. Memphis State
6. Georgia Tech
7. Louisiana Tech
8. North Carolina
9. UNLV
10. Duke

1986

- 1. Duke
2. Kansas
3. Kentucky
4. St. John's
5. Georgia Tech
6. Michigan
7. North Carolina
8. Louisville
9. Syracuse
10. Notre Dame

1987

- 1. UNLV
2. Indiana
3. North Carolina
4. Georgetown
5. Iowa
6. DePaul
7. Alabama
8. Purdue
9. Temple
10. Syracuse

1988

- 1. Temple
2. Arizona
3. Oklahoma
4. Purdue
5. Kentucky
6. Duke
7. North Carolina
8. Pittsburgh
9. Syracuse
10. Michigan

1989

- 1. Arizona
2. Georgetown
3. Illinois
4. North Carolina
5. Indiana
6. Oklahoma
7. Syracuse
8. Duke
9. Missouri
10. Michigan

1990

- 1. Oklahoma
2. UNLV
3. Connecticut
4. Michigan State
5. Kansas
6. Syracuse
7. Arkansas
8. Georgia Tech
9. Georgetown
10. Missouri

1991

- 1. Duke
2. UNLV
3. Kansas
4. North Carolina
5. Arkansas
6. Seton Hall
7. St. John's
8. Ohio State
9. Indiana
10. Arizona

1992

- 1. Duke
2. Kansas
3. Ohio State
4. Indiana
5. UCLA
6. USC
7. Arizona
8. Arkansas
9. Kentucky
10. Oklahoma State

USA Today/ CNN Polls

Final Top 10 (Coaches 1993-98)

1993

- 1. North Carolina
2. Michigan
3. Kentucky
4. Kansas
5. Indiana
6. Cincinnati
7. Florida State
8. Vanderbilt
9. Duke
10. Arkansas

- 1994**
1. Arkansas
 2. **Duke**
 3. Arizona
 4. Florida
 5. Purdue
 6. Missouri
 7. Connecticut
 8. Michigan
 9. North Carolina
 10. Louisville

- 1995**
1. UCLA
 2. Arkansas
 3. North Carolina
 4. Oklahoma State
 5. Kentucky
 6. Connecticut
 7. Massachusetts
 8. Virginia
 9. Wake Forest
 10. Kansas

- 1996**
1. Kentucky
 2. Massachusetts
 3. Syracuse
 4. Mississippi State
 5. Kansas
 6. Cincinnati
 7. Georgetown
 8. Connecticut
 9. Wake Forest
 10. Texas Tech

- 1997**
1. Arizona
 2. Kentucky
 3. Minnesota
 4. North Carolina
 5. Kansas
 6. Utah
 7. UCLA
 8. Clemson
 9. Wake Forest
 10. Louisville

- 1998**
1. Kentucky
 2. Utah
 3. North Carolina
 4. Stanford
 5. **Duke**
 6. Arizona
 7. Connecticut
 8. Kansas
 9. Purdue
 10. Michigan State

**USA Today/
ESPN Polls**
Final Top 10
(Coaches 1999-2015)

- 1999**
1. Connecticut
 2. **Duke**
 3. Michigan State
 4. Ohio State
 5. Kentucky
 6. St. John's
 7. Auburn
 8. Maryland
 9. Stanford
 10. Utah

- 2000**
1. Michigan State
 2. Florida
 3. Iowa State
 4. **Duke**
 5. Stanford
 6. Oklahoma State
 7. Cincinnati
 8. Arizona
 9. Tulsa
 10. Temple

- 2001**
1. **Duke**
 2. Arizona
 3. Michigan State
 4. Maryland
 5. Stanford
 6. Illinois
 7. Kansas
 8. Kentucky
 9. Mississippi
 10. North Carolina

- 2002**
1. Maryland
 2. Kansas
 3. Indiana
 4. Oklahoma
 5. **Duke**
 6. Oregon
 7. Connecticut
 8. Cincinnati
 9. Pittsburgh
 10. Arizona

- 2003**
1. Syracuse
 2. Kansas
 3. Texas
 4. Kentucky
 5. Arizona
 6. Marquette
 7. Oklahoma
 8. Pittsburgh
 9. **Duke**
 10. Maryland

- 2004**
1. Connecticut
 2. **Duke**
 3. Georgia Tech
 4. Oklahoma State
 5. St. Joseph's
 6. Stanford
 7. Pittsburgh
 8. Kentucky
 9. Kansas
 10. Texas

- 2005**
1. North Carolina
 2. Illinois
 3. Louisville
 4. Michigan State
 5. Kentucky
 6. Arizona
 7. **Duke**
 8. Oklahoma State
 9. Washington
 10. Wisconsin

- 2006**
1. Florida
 2. UCLA
 3. LSU
 4. Connecticut
 5. Villanova
 6. Memphis
 7. **Duke**
 8. George Mason
 9. Texas
 10. Gonzaga

- 2007**
1. Florida
 2. Ohio State
 3. UCLA
 4. Georgetown
 5. Kansas
 6. North Carolina
 7. Memphis
 8. Oregon
 9. Texas A&M
 10. Pittsburgh

- 2008**
1. Kansas
 2. Memphis
 3. North Carolina
 4. UCLA
 5. Texas
 6. Louisville
 7. Tennessee
 8. Xavier
 9. Davidson
 10. Wisconsin

- 2009**
1. North Carolina
 2. Michigan State
 3. Connecticut
 4. Villanova
 5. Louisville
 6. Pittsburgh
 7. Oklahoma
 8. Missouri
 9. Memphis
 10. Kansas

- 2010**
1. **Duke**
 2. Butler
 3. West Virginia
 4. Michigan State
 5. Kentucky
 6. Kansas
 7. Kansas State
 8. Syracuse
 9. Tennessee
 10. Baylor

- 2011**
1. Connecticut
 2. Butler
 3. Kentucky
 4. Kansas
 5. Ohio State
 6. VCU
 7. **Duke**
 8. North Carolina
 9. Arizona
 10. Florida

- 2012**
1. Kentucky
 2. Kansas
 3. Ohio State
 4. Louisville
 5. Syracuse
 6. North Carolina
 7. Michigan State
 8. Baylor
 9. Florida
 10. Marquette

- 2013**
1. Louisville
 2. Michigan
 3. Syracuse
 4. Wichita State
 5. **Duke**
 6. Ohio State
 7. Indiana
 8. Kansas
 9. Florida
 10. Miami [Fla.]

- 2014**
1. Connecticut
 2. Kentucky
 3. Florida
 4. Wisconsin
 5. Arizona
 6. Michigan
 7. Wichita State
 8. Michigan State
 9. Louisville
 10. Virginia

- 2015**
1. **Duke**
 2. Wisconsin
 3. Kentucky
 4. Arizona
 5. Notre Dame
 6. Gonzaga
 7. Michigan State
 8. Virginia
 9. Villanova
 10. Louisville

**USA Today
Poll**
Final Top 10
(2016-p)

- 2016**
1. Villanova
 2. North Carolina
 3. Kansas
 4. Oklahoma
 5. Virginia
 6. Oregon
 7. Michigan State
 8. Miami
 9. Indiana
 10. Syracuse

Regular Season Poll Titles

School	AP	Coaches	Total Titles	First	Last
Kentucky	10	7	17	1949	2015
Duke	7	9	16	1986	2015
UCLA	8	7	15	1964	1995
North Carolina	6	5	11	1957	2009
Indiana	3	5	8	1953	1993
Ohio State	4	2	6	1961	2011
DePaul	2	2	4	1980	1981
Houston	2	2	4	1968	1983
Michigan	2	2	4	1965	1977
San Francisco	2	2	4	1955	1956
UNLV	2	2	4	1987	1991
Kansas	3	2	5	1997	2016
Connecticut	1	3	4	1999	2014
Florida	1	2	3	2006	2014
Cincinnati	2	1	3	1960	1963
Arizona	1	1	2	1989	1989
Georgetown	1	1	2	1985	1985
Illinois	1	1	2	2005	2005
Indiana State	1	1	2	1979	1979
Kansas State	1	1	2	1959	1959
Massachusetts	1	1	2	1996	1996
NC State	1	1	2	1974	1974
Oklahoma	1	1	2	1990	1990
Stanford	1	1	2	2004	2004
Temple	1	1	2	1988	1988
West Virginia	1	1	2	1958	1958
Louisville	1	1	2	2009	2013
Arkansas	0	1	1	1994	1994
Bradley	1	0	1	1950	1950
Gonzaga	1	0	1	2013	2013
California	0	1	1	1960	1960
Villanova	0	1	1	2016	2016

Note: Duke is the only team to finish the regular season at No. 1 in the rankings four straight seasons. Each year from 1998-99 through 2001-02, the Blue Devils topped both the AP and coaches' polls at the end of the regular season.

Duke's Record When Ranked

Rk	W-L	Pct.
1	214-33	.866
2	121-20	.858
3	115-23	.833
4	81-15	.844
5	82-26	.759
6	116-31	.789
7	82-24	.778
8	76-18	.809
9	53-16	.768
10	39-13	.750
11	20-9	.690
12	18-6	.750
13	28-4	.875
14	17-4	.810
15	20-6	.769
16	11-10	.523
17	17-10	.630
18	9-4	.692
19	9-9	.500
20	10-2	.833
21	2-1	.667
22	0-0	-
23	2-0	1.000
24	0-1	.000
25	0-0	-
Total	1,144-285	.801

Duke's Record vs. Ranked

Rk	W-L	Pct.
1	9-21	.300
2	16-27	.372
3	14-22	.371
4	11-19	.367
5	12-20	.375
6	16-9	.640
7	17-15	.531
8	9-18	.333
9	14-14	.500
10	10-7	.588
11	15-13	.536
12	12-5	.706
13	17-10	.630
14	19-8	.704
15	13-8	.619
16	9-6	.600
17	11-10	.524
18	11-9	.550
19	13-7	.650
20	10-10	.500
21	6-1	.857
22	7-3	.700
23	10-2	.833
24	6-2	.750
25	2-1	.667
Total	288-268	.518

(AP poll only)

ACC Schools at No. 1 (AP)

Duke	127
North Carolina	110
NC State	13
Virginia	12
Syracuse	3
Wake Forest	3
Georgia Tech	1
Boston College	0
Clemson	0
Florida State	0
Louisville	0
Miami	0
Notre Dame	0
Pittsburgh	0
Virginia Tech	0

Rankings include only those since joining the ACC

AP No. 1 Rankings (Since 1989-90)

Duke	96
North Carolina	54
Kansas	51
Kentucky	38
Connecticut	29
Arizona	26
UNLV	18
Stanford	16
Illinois	15
Cincinnati	15

AP Top 10 Ranking Streak

• Duke has registered four of the 10 longest top 10 ranking streaks in NCAA history.

Consecutive Weeks Ranked in the AP Top 10 - ACC

Team	Weeks	Span
Duke	122	11/26/07 - 1/6/14
Duke	75	12/26/61 - 12/6/66
Duke	69	1/22/91 - 12/26/94
Maryland	68	11/25/72 - 3/2/76
Duke	67	12/20/99 - 3/3/03

Consecutive Weeks Ranked in the AP Top 10 - NCAA

Team	Weeks	Span
UCLA	155	11/15/66 - 1/20/76
Duke	122	11/26/07 - 1/6/14
Kentucky	91	3/14/94 - 2/15/99
Kansas	76	11/21/94 - 12/7/98
Duke	75	12/26/61 - 12/6/66
Duke	69	1/22/91 - 12/26/94
Maryland	68	11/25/72 - 3/2/76
Duke	67	12/20/99 - 3/3/03
Marquette	66	2/17/70 - 2/26/74
North Carolina	62	3/6/06 - 11/16/09
North Carolina	62	2/26/85 - 1/10/89

Retired Jerseys


Duke has set aside a day to recognize one of its own on 13 occasions. Thirteen banners hang from the rafters of Cameron Indoor Stadium, honoring each of those events. It's officially known as Retirement Day.

There is no higher honor than having your basketball number and jersey retired. The names, listed in alphabetical order, reverberate in prestige – Shane Battier, Johnny Dawkins, Danny Ferry, Mike Gminski, Dick Groat, Art Heyman, Grant Hill, Bobby Hurley, Christian Laettner, Jeff Mullins, J.J. Redick, Jason Williams and Shelden Williams.

Though there are no 'official' criteria to have a jersey retired at Duke, a player must achieve at a national level – earn National Player of the Year or National Defensive Player of the Year honors, set an NCAA record, win a gold medal representing his country in the Olympics or earn All-America recognition. What distinguishes Duke's retired jersey players from many other schools is the main criteria. No jersey will be retired at Duke unless the player has earned his degree.

Groat was the first Blue Devil to be so honored when his No. 10 was officially retired on May 1, 1952. It would not be until February 20, 1980, that the next jersey would be retired at Duke – Gminski's No. 43. In the early 1990s, Heyman's No. 25 and Mullins' No. 44 were retired nearly three decades after their Duke playing days ended.

After Mike Krzyzewski's arrival in 1980 and Duke's dominant run that began in the middle of that decade, nine players had their jerseys retired, starting with Dawkins in 1986 and ending with J.J. Redick and Shelden Williams in 2007.



- Earned ACC All-Freshman Team honors in 1998, averaging 7.6 points and 6.4 rebounds per game
- Helped lead Duke to a 37-2 record, an NCAA title game appearance and the No. 1 ranking in the season's final AP poll as a sophomore in 1999
- Won the first of his three NABC National Defensive Player of the Year awards in 1999
- Led Duke in scoring (17.4), blocked shots (70) and three-point field goal percentage (.444) as a junior in 2000
- Earned first-team Academic All-America and second-team All-America honors, as well as first-team All-ACC recognition, as a junior
- Also named NABC Co-National Defensive Player of the Year in 2000
- Capped his Duke career in 2001 with a national championship to go along with ACC regular season and tournament titles
- Averaged 19.9 points, 7.3 rebounds, 2.3 blocks, 2.1 steals and 1.8 assists as a senior, earning consensus National Player of the Year honors
- Also earned NABC National Defensive Player of the Year, first-team All-America, Verizon Academic All-America, Final Four Most Outstanding Player, ACC Co-Player of the Year, first-team All-ACC and ACC Tournament Most Valuable Player accolades in 2001
- Chosen sixth overall by the Memphis Grizzlies in the 2001 NBA Draft and was named to the 2002 NBA All-Rookie Team
- A two-time NBA All-Defensive Team selection and the winner of the 2014 Twyman-Stokes Teammate of the Year award
- Won NBA championships with the Miami Heat in 2012 and 2013

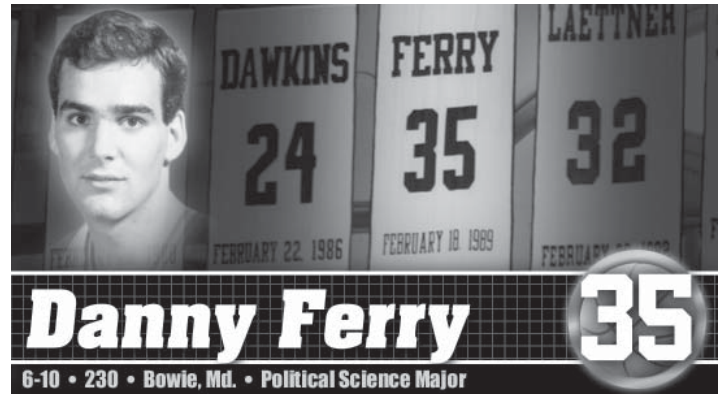

Retirement Day

10 - Dick Groat	May 1, 1952
25 - Art Heyman	March 4, 1990
44 - Jeff Mullins	December 6, 1994
43 - Mike Gminski	February 20, 1980
24 - Johnny Dawkins	February 22, 1986
35 - Danny Ferry	February 18, 1989
32 - Christian Laettner	February 26, 1992
11 - Bobby Hurley	February 28, 1993
33 - Grant Hill	February 27, 1994
31 - Shane Battier	February 21, 2001
22 - Jason Williams	February 5, 2003
23 - Shelden Williams	January 28, 2007
4 - J.J. Redick	February 4, 2007

TRADITION

Battier's Career Statistics

Year	G	FG-FGA	Pct	FT-FTA	Pct	Reb-Avg	Pts-Avg
1997-98	36	96-178	.539	79-108	.731	230-6.4	275-7.6
1998-99	37	114-209	.545	71-98	.724	180-4.9	338-9.1
1999-00	34	190-383	.496	134-164	.817	192-5.6	593-17.4
2000-01	39	251-533	.471	152-191	.796	285-7.3	778-19.9
Totals	146	651-1303	.500	436-561	.777	887-6.1	1984-13.6



- Part of the freshman class that would be the beginning of modern Duke basketball
- Named a Freshman All-American and a second-team All-ACC pick in 1983 after averaging 18.1 points per game and scoring in double figures in 27 of 28 contests
- Averaged 19.4 points per game as a sophomore, earning second-team All-ACC recognition and a spot on the All-ACC Tournament first team
- Garnered first-team All-America and first-team All-ACC honors as a junior in 1985 after averaging 18.8 points and 4.5 rebounds per game
- Led Duke to a 37-3 record, an appearance in the NCAA title game, the ACC regular season championship and the ACC Tournament title as a senior in 1986
- Averaged 20.2 points per game on his way to National Player of the Year, East Regional MVP, Final Four All-Tournament Team, first-team All-America, first-team All-ACC and ACC Tournament MVP honors
- Led Duke in scoring all four years and is currently the program's second all-time leading scorer with 2,556 career points
- Continues to own the program's career record for field goals made (1,026)
- The 10th overall pick by the San Antonio Spurs in the 1986 NBA Draft, playing in the league from 1986-95
- A member of the Duke coaching staff for 11 years and currently the head men's basketball coach at the University of Central Florida

- As a freshman in 1986, an integral part of the 37-3 Duke team that won both the ACC regular season and tournament titles, and advanced to the NCAA championship game
- Led Duke in scoring (14.0), rebounds (7.8) and assists (4.3) as a sophomore in 1987 on his way to second-team All-ACC honors
- Averaged team-bests of 19.1 points and 7.6 rebounds per game as a junior, earning first-team All-America and ACC Player of the Year accolades
- Also collected the McKeivin Award as the ACC's top athlete, MVP honors at both the ACC Tournament and NCAA East Regional, and National Player of the Year finalist recognition in 1988
- Led the ACC in scoring as a senior with an average of 22.6 points per game to lead Duke to a Final Four appearance
- Among his numerous accolades as a senior were National Player of the Year, first-team All-America, the McKeivin Award, MVP of the NCAA East Regional and USA Today Collegiate Achiever of the Year
- The first player in ACC history to compile 2,000 points, 1,000 rebounds and 500 assists
- The No. 2 overall pick in the 1989 NBA Draft by the Los Angeles Clippers, playing in the league from 1990-2003
- Won an NBA championship with the San Antonio Spurs in 2003
- Following his playing career, spent more than a decade working as a front office executive with the San Antonio Spurs, Cleveland Cavaliers and Atlanta Hawks

TRADITION

Dawkins' Career Statistics							
Year	G	FG-FGA	Pct	FT-FTA	Pct	Reb-Avg	Pts-Avg
1982-83	28	207-414	.500	73-107	.682	115-4.1	506-18.1
1983-84	34	263-547	.481	133-160	.831	138-4.1	659-19.4
1984-85	31	225-455	.495	132-166	.795	141-4.5	582-18.8
1985-86	40	331-603	.549	147-181	.812	142-3.6	809-20.2
Totals	133	1026-2019	.508	485-614	.789	536-4.0	2556-19.2

Ferry's Career Statistics							
Year	G	FG-FGA	Pct	FT-FTA	Pct	Reb-Avg	Pts-Avg
1985-86	40	91-198	.460	54-86	.628	221-5.5	236-5.9
1986-87	33	172-383	.449	92-109	.844	256-7.8	461-14.0
1987-88	35	247-519	.476	135-163	.828	266-7.6	667-19.1
1988-89	35	300-575	.522	146-193	.756	260-7.4	791-22.6
Totals	143	810-1675	.484	427-551	.775	1003-7.0	2155-15.1



Mike Gminski **43**
 6-11 • 240 • Monroe, Conn. • History Major

- Averaged 15.3 points and 10.7 rebounds as a freshman in 1977 to earn ACC Co-Rookie of the Year accolades
- Averaged 20.0 points and 10.0 rebounds as a sophomore in 1978 to lead Duke to the ACC championship and an appearance in the NCAA title game
- Earned Academic All-America honors as a sophomore in addition to first-team All-ACC, All-East Regional and All-Final Four accolades
- Named ACC Player of the Year as a junior after averaging 18.8 points and 9.2 rebounds to lead Duke to share of the ACC regular season crown
- Also earned first-team Academic All-America honors as a junior
- Earned his third Academic All-America selection and third nod to the All-ACC first team as a senior in 1980, averaging 21.3 points and 10.9 rebounds
- Garnered first-team All-America recognition as a senior
- Currently ranks second on Duke's career lists for rebounds (1,242) and blocks (345), as well as fifth in scoring (2,323)
- Inducted into the CoSIDA Academic All-America Hall of Fame in 2006
- The No. 7 overall pick by the New Jersey Nets in the 1980 NBA Draft, playing 14 years in the NBA with New Jersey, Philadelphia, Charlotte and Milwaukee
- Currently works as a college basketball analyst for multiple television networks



Dick Groat **10**
 6-0 • 180 • Swissvale, Pa. • History Major

- The first Blue Devil to have his jersey retired on May 1, 1952
- Averaged 14.5 points per game as a sophomore in 1950 to earn second-team All-Southern Conference acclaim
- Scored a national-record 831 points, an average of 25.2 per game, as a junior in 1951 to win the McKeelin Award as the Southern Conference Athlete of the Year and earn inclusion on numerous All-America squads
- Also set a national record with 261 free throws made as a junior
- Averaged 26.0 points per game as a senior to win his second consecutive McKeelin Award and garner National Player of the Year honors in 1952
- Also named a first-team All-American in baseball as a senior after leading Duke to its first College World Series berth
- Drafted third overall by the Fort Wayne Pistons in the 1952 NBA Draft
- Played 14 years in Major League Baseball with Pittsburgh and St. Louis, making three All-Star teams
- Named National League MVP in 1960 after leading the league with a .325 batting average for the World Series champion Pirates
- Won a second World Series title with the Cardinals in 1964
- Currently serves as a radio color analyst for the University of Pittsburgh men's basketball program

TRADITION

Year	G	FG-FGA	Pct	FT-FTA	Pct	Reb-Avg	Pts-Avg
1976-77	27	175-340	.515	64-91	.703	289-10.7	414-15.3
1977-78	32	246-450	.547	148-176	.841	319-10.0	640-20.0
1978-79	30	218-420	.519	129-177	.729	275-9.2	565-18.8
1979-80	33	262-487	.538	180-214	.841	359-10.9	704-21.3
Totals	122	901-1697	53.0	521-658	.791	1242-10.1	2323-19.0

Year	G	FG-FGA	Pct	FT-FTA	Pct	Reb-Avg	Pts-Avg
1949-50	19	109-256	.426	57-98	.582	NA	275-14.5
1950-51	33	285-713	.400	261-331	.789	NA	831-25.2
1951-52	30	288-700	.411	204-281	.726	229-7.6	780-26.0
Totals	82	682-1669	.409	522-710	.735	NA	1886-23.0

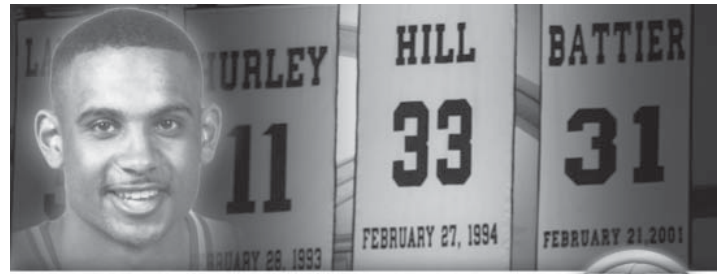


Art Heyman

25

6-5 • 205 • Rockville Center, N.Y. • History Major

- Averaged more than 30 points per game on the freshman team in 1960 before being named a varsity co-captain as a sophomore in 1961
- Earned All-America honors and ranked eighth nationally in scoring as a sophomore at a clip of 25.2 points per game
- An All-America selection as a junior in 1962, averaging 25.3 points and 11.2 rebounds per contest
- Also a near unanimous first-team All-ACC selection as a junior
- Helped Duke earn its first Final Four berth as a senior in 1963, averaging 24.9 points and 10.8 rebounds
- Garnered National Player of the Year honors, earned All-America accolades for the third time and was named Most Outstanding Player at the Final Four
- Named the 1963 ACC Player of the Year and ACC Tournament MVP as Duke claimed the ACC championship
- Continues to hold the Duke career record for scoring average with a mark of 25.1 points per game
- Selected No. 1 overall in the 1963 NBA Draft by the New York Knicks
- Named to the 1964 NBA All-Rookie Team after averaging 15.4 points for the Knicks in his first pro season



Grant Hill

33

6-8 • 225 • Reston, Va. • Political Science Major

- Averaged 11.2 points and 5.1 rebounds to earn Freshman All-America and ACC All-Freshman honors on Duke's first national championship team in 1991
- Garnered All-America honors as a sophomore in 1992 as Duke won its second consecutive national championship
- Averaged 14.0 points, 5.7 rebounds and 3.7 assists as a sophomore, and was named to the All-ACC second team and the All-Final Four Team
- Averaged 18.0 points and 6.4 rebounds per game as a junior in 1993, garnering All-America honors and winning the Henry Iba Corinthian Award as the nation's top defender
- Also earned first-team All-ACC accolades as a junior
- Led Duke back to the Final Four as a senior in 1994, collecting first-team All-America honors after averaging 17.4 points and 6.9 rebounds per contest
- Also named ACC Player of the Year and earned a spot on the All-Final Four Team as a senior
- Became the first player in ACC history to have more than 1,900 points, 700 rebounds, 400 assists, 200 steals and 100 blocks in his career
- Chosen No. 3 overall by the Detroit Pistons in the 1994 NBA Draft and made seven All-Star teams in a 19-year NBA career
- Named 1995 NBA Co-Rookie of the Year and was a first-team All-NBA selection in 1997
- Currently works as an NBA and college basketball analyst for multiple television networks

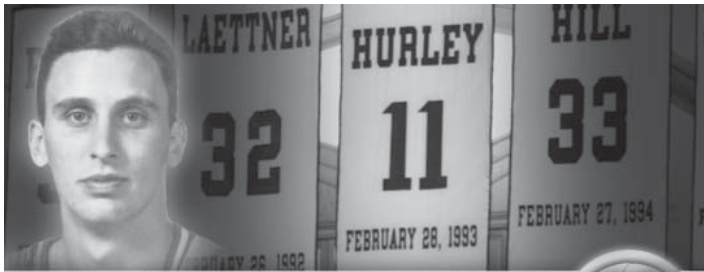
TRADITION

Heyman's Career Statistics

Year	G	FG-FGA	Pct	FT-FTA	Pct	Reb-Avg	Pts-Avg
1960-61	25	229-488	.469	171-263	.650	272-10.9	629-25.2
1961-62	24	219-506	.433	170-276	.616	269-11.2	608-25.3
1962-63	30	265-586	.452	217-314	.691	324-10.8	747-24.9
Totals	79	713-1580	.451	558-853	.654	865-10.9	1984-25.1

Hill's Career Statistics

Year	G	FG-FGA	Pct	FT-FTA	Pct	Reb-Avg	Pts-Avg
1990-91	36	160-310	.516	81-133	.609	183-5.1	402-11.2
1991-92	33	182-298	.611	99-135	.733	187-5.7	463-14.0
1992-93	26	185-320	.578	94-126	.746	166-6.4	468-18.0
1993-94	34	218-472	.462	116-165	.703	233-6.9	591-17.4
Totals	129	745-1400	.532	390-559	.698	769-6.0	1924-14.9



Bobby Hurley 11

6-2 • 165 • Jersey City, N.J. • Political Science Major

- Started all 38 games as a freshman, averaging 8.8 points and 7.6 assists to help Duke advance to the 1990 Final Four
- Earned honorable mention All-America honors from the Sporting News and Freshman All-America recognition from the Basketball Times in 1990
- Averaged 11.3 points and 7.4 assists as a sophomore in 1991 as Duke claimed the ACC title and won its first NCAA championship
- Named honorable mention All-America by the AP, earned a third-team All-ACC nod and grabbed a spot in the All-Final Four Team as a sophomore
- Helped lead Duke to its second consecutive NCAA title, as well as ACC regular season and tournament crowns, in 1992
- Named a first-team All-American and a finalist for National Player of the Year after averaging 13.2 points and 7.6 assists as a junior
- Also named Final Four Most Outstanding Player, third-team All-America and second-team All-ACC in 1992
- Named a consensus first-team All-American, earned first-team All-ACC honors and was a finalist for National Player of the Year accolades as a senior in 1993 after averaging 17.0 points and 8.2 assists per game
- Owns the NCAA career record for assists with 1,076 during his Duke career
- The No. 7 overall pick in the 1993 NBA Draft by the Sacramento Kings, playing five years in the NBA
- Currently the head men's basketball coach at Arizona State University



Christian Laettner 32

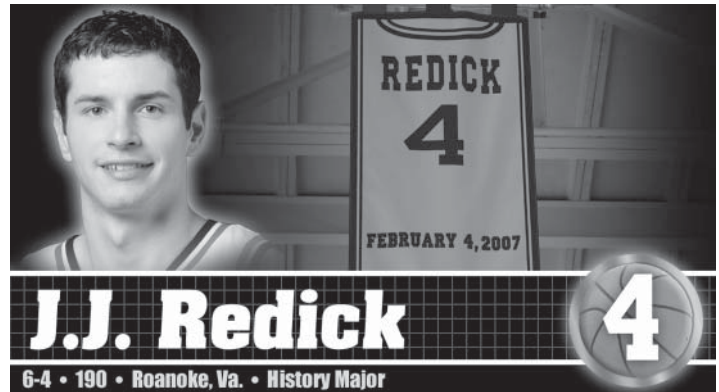
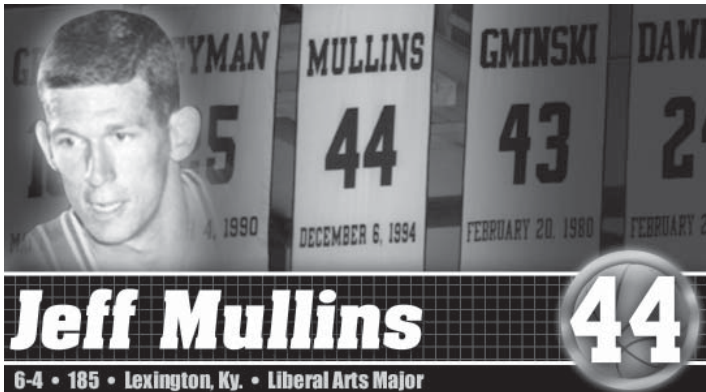
6-11 • 235 • Angola, N.Y. • Sociology Major

- A member of four Final Four teams during his Duke career
- Averaged 8.9 points and 4.7 rebounds while shooting .723 from the field as a freshman in 1989
- Earned third-team All-America and second-team All-ACC honors as a sophomore in 1990, averaging 16.3 points and 9.6 rebounds per contest
- Led Duke to its first national championship in 1991 with averages of 19.8 points and 8.7 rebounds, earning second-team All-America honors and the McKevlin Award as the ACC Athlete of the Year
- Also named first-team All-ACC and Final Four Most Outstanding Player as a junior
- Named National Player of the Year, ACC Athlete of the Year, ACC Player of the Year and ACC Tournament MVP as a senior in 1992 as Duke won its second consecutive NCAA title and won both the ACC regular season and tournament championships
- Averaged 21.5 points and 7.9 rebounds per game during his senior season
- Won a gold medal at the 1992 Olympics in Barcelona as the only college player on the original Dream Team
- Owns the Duke career record for free throws made with 713
- Ranks third at Duke in career points (2,460) and rebounds (1,149)
- Selected third overall in the 1992 NBA Draft by the Minnesota Timberwolves
- Played 12 seasons in the NBA and was a 1997 NBA All-Star

TRADITION

Year	G	FG-FGA	Pct	FT-FTA	Pct	Reb-Avg	Pts-Avg
1989-90	38	92-262	.351	110-143	.769	68-1.8	335-8.8
1990-91	39	141-333	.423	83-114	.728	93-2.4	441-11.3
1991-92	31	123-284	.433	105-133	.789	61-2.0	410-13.2
1992-93	32	157-373	.421	143-178	.803	84-2.6	545-17.0
Totals	140	513-1252	.410	441-568	.776	306-2.2	1731-12.4

Year	G	FG-FGA	Pct	FT-FTA	Pct	Reb-Avg	Pts-Avg
1988-89	36	115-159	.723	88-121	.727	170-4.7	319-8.9
1989-90	38	194-380	.511	225-269	.836	364-9.6	619-16.3
1990-91	39	271-471	.575	211-263	.802	340-8.7	771-19.8
1991-92	35	254-442	.575	189-232	.815	275-7.9	751-21.5
Totals	148	834-1452	.574	713-885	.806	1149-7.8	2460-16.6



- Averaged a team-high 24.6 points for Duke's freshman team in 1961
- Garnered All-ACC honors as a sophomore in 1962 after averaging 21.0 points and 10.4 rebounds per game
- Helped lead Duke to its first Final Four appearance in 1962, averaging 20.3 points and 8.0 rebounds per contest
- Received both All-America and All-ACC honors as a junior
- Also named first-team All-ACC and Final Four Most Outstanding Player as a junior
- Paced Duke to its second straight Final Four as a senior in 1964, earning All-America honors and claiming the McKevlin Award as the ACC's Athlete of the Year
- Averaged 24.2 points and 8.9 rebounds as a senior, garnering ACC Player of the Year and ACC Tournament MVP honors
- Won a gold medal with USA Basketball at the 1964 Olympics in Tokyo
- Drafted fifth overall by the St. Louis Hawks in the 1964 NBA Draft and was a five-time NBA All-Star
- Became the first Duke player to win an NBA championship as a member of the 1975 Golden State Warriors

- Entered Duke as a McDonald's All-American and left as a two-time National and ACC Player of the Year
- Averaged 15.0 points per game and shot .399 from outside the arc as a freshman in 2003 to earn third-team All-ACC honors
- Led Duke to the 2004 Final Four with an average of 15.9 points per game as a sophomore, setting an ACC single-season record with a .953 free throw percentage and made an ACC-record 54 consecutive free throws
- Collected third-team All-America honors and second-team All-ACC accolades as a sophomore
- Led the ACC in scoring with an average of 21.8 points per game as a junior to earn the Rupp Award as 2005 National Player of the Year
- Also earned unanimous first-team All-America and ACC Player of the Year honors as a junior after scoring in double figures 31 times
- As a senior in 2006, recorded the most prolific scoring season in Duke history (964 points) and became the second Duke player - and eighth in college basketball history - to repeat as National Player of the Year
- Led the ACC and ranked second in the NCAA in scoring in 2006 at 26.8 points per game, while shooting .421 from three-point range, to repeat as a unanimous All-American and ACC Player of the Year
- Claimed the James E. Sullivan Award as the nation's top amateur athlete in 2006
- Finished his career as the ACC career leader in scoring (2,769 points) and the NCAA career leader in three-point field goals (457)
- Finished his career ranked second in NCAA history in free throw percentage (.912)
- The No. 11 pick in the 2006 NBA Draft by the Orlando Magic and is currently in his 11th NBA season

Year	G	FG-FGA	Pct	FT-FTA	Pct	Reb-Avg	Pts-Avg
1961-62	25	214-416	.515	98-138	.710	259-10.4	526-21.0
1962-63	30	256-466	.549	96-131	.733	241-8.0	608-20.3
1963-64	31	300-613	.489	150-183	.820	276-8.9	750-24.2
Totals	86	770-1495	.515	344-452	.761	776- 9.0	1884-21.9

Year	G	FG-FGA	Pct	FT-FTA	Pct	Reb-Avg	Pts-Avg
2002-03	33	149-361	.413	102-111	.919	81-2.5	495-15.0
2003-04	37	172-407	.423	143-150	.953	115-3.1	589-15.9
2004-05	33	202-495	.408	196-209	.938	108-3.3	721-21.8
2005-06	36	302-643	.470	221-256	.863	71-2.0	964-26.8
Totals	139	825-1906	.433	662-726	.912	375-2.7	2769-19.9

TRADITION



Jason Williams 22

6-2 • 195 • Plainfield, N.J. • Sociology Major

- A starter for Duke from his very first game, averaging 14.5 points, 4.2 rebounds, 6.5 assists and 2.4 steals per game in 2000 to earn National Freshman of the Year honors from The Sporting News
- Helped lead Duke to its third NCAA title in 2001 with averages of 21.6 points, 6.1 assists and 2.0 steals, garnering National Player of the Year accolades from the NABC
- Also named a first-team All-American, a unanimous first-team All-ACC pick and Final Four All-Tournament Team member in 2001
- Named National Player of the Year and a consensus first-team All-American in 2002 after averaging 21.3 points, 5.3 assists and 2.2 steals as a junior
- Finished his career with 2,079 points, 644 assists, 313 three-point field goals and 235 steals in three seasons
- Started each of Duke's 108 games from 2000-02
- The No. 2 overall selection in the 2002 NBA Draft by the Chicago Bulls
- Graduated from Duke in just three years
- Currently works as a college basketball analyst for ESPN across the network's various platforms



Sheldon Williams 23

6-9 • 250 • Forest Park, Okla. • Sociology Major

- Averaged 8.2 points, 5.9 rebounds and 1.6 blocks per game as a freshman in 2003, earning ACC All-Freshman honorable mention honors
- Saw his numbers grow to 12.6 points, 8.5 rebounds and 3.0 blocks as a sophomore in 2004 as he helped guide Duke to the Final Four
- Collected numerous All-America honors and second-team All-ACC accolades as a sophomore
- As a junior, became the first player on a Mike Krzyzewski-coached team to average a double-double, posting marks of 15.5 points and 11.2 rebounds
- Set a Duke single-season record with 122 blocks while earning All-America honors and claiming the National Defensive Player of the Year award in 2005
- Captured National Defensive Player of the Year honors for the second year in a row as a senior in 2006, averaging 18.8 points, 10.7 rebounds and 3.8 blocks per game in a consensus first-team All-America season
- Owns Duke career records for rebounds (796) and blocks (422)
- Was the first player in NCAA history to register 1,750 points, 1,250 rebounds, 400 blocks and 150 steals in his career
- The fifth overall pick in the 2006 NBA Draft by the Atlanta Hawks
- Played six years in the NBA and currently works as a scout for the Brooklyn Nets

TRADITION

Williams' Career Statistics							
Year	G	FG-FGA	Pct	FT-FTA	Pct	Reb-Avg	Pts-Avg
1999-00	34	179-427	.419	61-89	.685	143-4.2	492-14.5
2000-01	39	285-603	.473	139-211	.659	128-3.3	841-21.6
2001-02	35	249-545	.457	140-207	.676	124-3.5	746-21.3
Totals	108	713-1575	.453	340-507	.671	395-3.7	2079-19.3

Williams' Career Statistics							
Year	G	FG-FGA	Pct	FT-FTA	Pct	Reb-Avg	Pts-Avg
2002-03	33	95-184	.516	80-128	.625	195-5.9	270-8.2
2003-04	37	164-280	.586	138-200	.690	314-8.5	468-12.6
2004-05	33	191-328	.582	131-198	.662	369-11.2	513-15.5
2005-06	36	237-410	.578	201-270	.744	384-10.7	677-18.8
Totals	139	687-1202	.572	550-796	.691	1262-9.1	1928-13.9

All-Time Jersey Numbers

0 Jayson Tatum
Austin Rivers

1 Harry Giles
Jabari Parker
Kyrie Irving

2 Chase Jeter
Quinn Cook
Nolan Smith
Josh McRoberts
Luol Deng
Andre Buckner

3 Grayson Allen
Tyler Thornton
Greg Paulus
Nick Horvath
Justin Caldbeck
Ricky Price
Marty Clark
Phil Henderson

4 J.J. Redick ▲
Carlos Boozer
Roshown McLeod
Kenny Blakeney
Tommy Amaker
Bernard Pergram

5 Luke Kennard
Tyus Jones
Rodney Hood
Mason Plumlee
Martynas Pocius
Daniel Ewing
Ryan Caldbeck
William Avery
Jeff Capel
Ron Burt
Billy McCaffrey
Larry Ashley
Bob Duff

10 Dick Groat ▲
Doug Ausbon

11 Bobby Hurley ▲
Doug McNeely
Jim Corrigan
Rick Gomez
Edgar Burch
Zeno Edwards
Bob Verga
Fred Schmidt
Johnny Morris
Bob Vernon
Don Cashman
Dick Brewer
Tom Peters
Bill Downing
Dave Scarborough

12 Javin DeLaurier
Derryck Thornton
Justise Winslow
Alex Murphy
Kyle Singler
Jordan Davidson
Andre Sweet
Steve Wojciechowski
Thomas Hill
David Henderson
Vince Taylor
Tate Armstrong
Richie O'Connor
Tony Barone
Frank Harscher
Jack Boyd

Bob Thuemmel
Don Cashman
Bill Martin
Scotty York

13 Matt Jones
Michael Gbinije
Olek Czyz
Nick Sutton
Lee Melchionni
Andy Means
J.D. Simpson
Taymon Domzalski
Joe Cook
Brent Kitching
Don Miller
Tony Buhowsky
Herky Lamley

14 Brandon Ingram
Rasheed Sulaimon
David McClure
Nate James
Kenney Brown
Quin Snyder
Vince Crump
Chip Engelland
Rob Hardy
Willie Hodge
Bill Zimmer
Scott Williamson
Jerry Robertson
Don Tobin
Kes Deimling
Ceep Youmans

15 Frank Jackson
Jahlil Okafor
Josh Hairston
Gerald Henderson
Sean Dockery
Andre Buckner
Ryan Caldbeck
Todd Singleton
Bruce Bell
Pat Doughty
Bob Riedy
Burton Fitts
Fred Kast
Paul Schmidt
Paul Rogers
Rudy D'Emilio
John Engberg
Bill Armour

20 Marques Bolden
Semi Ojeleye
Andre Dawkins
Elliot Williams
Taylor King
Casey Sanders
D. Bryant
Mike Chappell
Chris Collins
Gene Banks
Dave O'Connell
Larry Saunders
Dave Golden
Denny Ferguson
Jack Mullen
Larry Bateman
Dick Rosenthal
Bernie Janicki
Jim Kulpan
Buck Cheek
Bill Fleming
Pat Lyons

21 Amile Jefferson
Miles Plumlee
DeMarcus Nelson
Chris Duhon
Trajan Langdon
Antonio Lang
Robert Brickey
Jay Bilas
Gordon Whitted
Bob Bender
Kenny Young
Jeff Burdette
Dick DeVenzio
Stuart McKaig
Roger Hamilton
Howard Hurt
Ed Bryson
Rudy Lacy
John Engberg
Harold Hibbitts
Wes Skibsted

22 Jason Williams ▲
Jay Heaps
Greg Koubek
Andy Berndt
Tom Emma
John Harrell
Paul Fox
Rick Katherman
Rob Wendelin
Bob Riedy
Jay Buckley
Bill Watson
Bobby Joe Harris
Tom Blackburn
Marv Decker
Dayton Allen
Scotty York

23 Shelden Williams ▲
Chris Carrawell
Brian Davis
Richard Ford
Larry Linney
Steve Gray
Bill Suk
C.B. Claiborne
Dick Warren
Elliott McBride
Ray Cox
Carroll Youngkin
Don Miller
Marty Doherty
Dick Latimer
Buck Simmons

24 Johnny Dawkins ▲
Harold Morrison
Kevin Billerman
Jeff Dawson
Jack Marin
John Cantwell
Marty Joyce
Jim Newcome
Tom Blackburn
Don Cashman
Dick Johnson
Peter Johnson
Wes Skibsted

25 Thomas Hill
Greg Wendt
Mark Crow
Gary Melchionni
Art Heyman ▲
Bob Wayand
Joe Marcovechio
Don Sims

Jake Tarr
Charlie Driesell
C.B. Johnson
Bob Strauss

30 Antonio Vrankovic
Semi Ojeleye
Seth Curry
Jon Scheyer
Joe Pagliuca
Reggie Love
Dahntay Jones
Andy Borman
J.D. Simpson
Tony Moore
Alaa Abdelnaby
Jim Suddath
Rob Hardy
Rick Mainwaring
William Hannon
Robby West
Buzzy Harrison
John Frye
Bobby Joe Harris
Joe Belmont

31 Shane Battier ▲
Justin Caldbeck
Stan Brunson
Kevin Strickland
Mike Tissaw
Randy Denton
Tim Kolodziej
Hack Tison
Doug Albright
Hayes Clement
Bill Reigel
Bill Fleming
Jack Lasseter

32 Christian Laettner ▲
Mark Alarie
Geoff Northrup
Ron Righter
Brad Evans
Jim Liccardo
Merrill Morgan
Bob Lakata
Charlie Driesell
Carl Glasgow
Lloyd Caudle

33 Grant Hill ▲
John Smith
Jay Bryan
Kenny Dennard
Randy Abernathy
Doug Jackson
Steve Vacendak
Bob Jamieson
Larry Bateman
Jim Newcome
Junior Morgan
Dick Crowder

34 Sean Obi
Andre Dawkins
Ryan Kelly
Jamal Boykin
Mike Dunleavy
Chris Burgess
Carmen Wallace
Crawford Palmer
Dave Colonna
Bill Jackman
Loel Payne
Jim Spanarkel
Bob Cook
Judge Carr

Tim Teer
Buzzy Harrison
Fred Cox
Doug Kistler
Jack Kalbfus
Fred Shabel
Rod Boyce

35 Danny Ferry ▲
Cameron Hall
Phil McLeod
Stu Yarbrough
Phil Allen
Buzz Mewhort
George Barrett
Ronnie Mayer

40 Marshall Plumlee
Griffin Tormey
Ross Perkins
Andy Borman
Taymon Domzalski
Weldon Williams
Neil Chinault
Steve Litz
Joe Kennedy
Tom Gebbie
Jay Beal
Bucky Allen
Sammy Rothbaum
Wright Hollingsworth
Cedric Loftis
John Heath

41 Jack White
Jordan Davidson
Patrick Davidson
Matt Christensen
Jon Goodman
Allen Williams
Ray Kuhlmeier
Doug Kistler
Tom Peters
Irving Gray
Kenny Turner
Bill Parsons

42 Sean Kelly
Lance Thomas
Shavlik Randolph
Reggie Love
Elton Brand
Joey Beard
George Burgin
Ned Franke
Bob Fleischer
Don Blackman
Mike Lewis
Fred Cox
Hal Turner
Garland Loftis
Bill Flentye
Billy Huiskamp

43 Mike Gminski ▲
Terry Chili
John Posen
Bill Ulrich
Ed Koffenberger
Harry Harner
Bill Mock

44 Cherokee Parks
Phil Henderson
Todd Anderson
Scott Goetsch
Pete Kramer
Jeff Mullins ▲
Doug Ausbon

Richard Gilbert
Ray Spuhler

45 Nick Pagliuca
Joe Pagliuca
Eric Boateng
Joe Pagliuca
Mark Causey
Clay Buckley
Dan Meagher
Ted Mann Jr.
Sammy Rothbaum
Eddie Shokes
Charles Kunkle

50 Justin Robinson
Tom Novick
Michael Thompson
Corey Maggette
Rey Essex
Alan Shaw
Glen Smiley
Wes Skibsted
Bob Gantt
Jim Bowman
Albert Herrick

51 David Mayer
Steve Johnson
Patrick Johnson
Martin Nessley
Dave Elmer
Cy Valasek
Ken Podger

52 Todd Zafirovski
Erik Meek
Steve Vandenberg
Terry Murray
Bob Moyer
Tom Wallingford
Eugene Bledsoe
Bob Wood

53 Brennan Besser
Casey Peters
Andy Means
George Moses
Chris Redding
Fred Lind
Glenn Price
Ace Parker

54 Christian Ast
Warren Chapman
Clyde Allen
Fred Edwards

55 Brian Zoubek
Greg Newton
Billy King
Allen Williams
Ron Herbster
Chuck Holley

▲ Number retired

TRADITION

Lettermen

- A -

Abdelnaby, Alaa	1987-90
Alarie, Mark	1983-86
Albert, Roy	1932
Albright, Doug	1959-61
Allen, Bucky	1956-58
Allen, Dayton	1950-51
Allen, Grayson	2015-16
Allen, J. Clyde	1940, 42
Allen, Phil	1964-66
Amaker, Tommy	1984-87
Anderson, Todd	1982-85
Armstrong, Tate	1974-77
Ashley, Larry	1950
Ast, Christian	1991-92
Ausbon, Doug	1946-48
Avery, William	1998-99

- B -

Bailey, William F.	1944
Balitsaris, George	1944
Banks, Eugene	1978-81
Barone, Tony	1966-68
Barrett, George	1958-59
Bateman, Larry	1958-60
Battier, Shane	1998-01
Beal, Jay	1959-61
Beall, Curtis	1944
Beard, Joey	1994
Bell, Bruce	1976-78
Bell, Sam	1933-35
Belmont, Joe	1953-56
Bender, Bob	1978-80
Bennett, C.G.	1926-28
Bergman, Russell	1937-39
Berndt, Andy	1987
Besser, Brennan	2016
Bilas, Jay	1983-86
Billerman, Kevin	1973-75
Blackman, Don	1970
Blakeney, Kenny	1992-95
Bledsoe, Gene	1944

- C -

Boateng, Eric	2006
Boozer, Carlos	2000-02
Borman, Andy	2000-02, 2004
Bowman, James	1940
Boyd, Jack	1958-59
Boykin, Jamal	2006
Brand, Elton	1998-99
Brand, Joe	1945
Brickey, Robert	1987-90
Brown, Kenney	1993
Brown, Ray	1941
Brummer, George	1945
Brunson, Stan	1993-96
Bryan, Jay	1982-85
Bryant, D.	1999
Bryson, Ed	1957
Buckley, Clay	1988-91
Buckley, Dan	1945
Buckley, Jay	1962-64
Buckner, Andre	2000-03
Buhowsky, Tony	1956
Bullock, E.J.	1926
Burch, Edgar	1974
Burdette, Jeff	1972-74
Burgess, Chris	1998-99
Burgin, George	1987-89
Burt, Ron	1992
Butler, M.W.	1926-27
Caldbeck, Justin	1997, 99
Caldbeck, Ryan	1999-01
Candler, Coke	1927-29
Cantwell, John	1960-61
Capel, Jeff	1994-97
Capelli	1931
Carrawell, Chris	1997-00
Carter, Pete	1931-32
Carver, Gordon	1943-45
Cashman, Don	1956
Causey, Mark	2002
Chapman, Warren	1966-67, 69

Chappell, Mike	1997-98
Cheek, Herbert	1935-37
Cheek, James	1946
Chili, Terry	1973-76
Chinault, Neil	1973-74
Christensen, Matt	1996, 2000-02
Claiborne, C.B.	1967-69
Clark, D.	1933
Clark, Marty	1991-94
Clark, Robert	1942
Clement, Hayes	1957-58
Coleman, Jack	1943
Colley, Nelson	1931-32
Collins, Ben	1947-49
Collins, Chris	1993-96
Colonna, Dave	1987
Connelly, Tom	1939-41
Cook, Bob	1973-74
Cook, Joe	1988, 90
Cook, Quinn	2012-2015
Cordell, Thomas	1946
Corrigan, Jim	1980
Councilor, Harry	1928-30
Cowdrick, Tom	1941
Cox, Ray	1962-64
Crosen, Joe	1929-31
Crow, Mark	1974-77
Crowder, Dick	1950-52
Crowder, John	1945
Crump, Vince	1984
Curry, Seth	2010-13
Czyz, Olek	2009

- D -


Davidson, Patrick	2004-05
Davidson, Jordan	2006-10
Davis, Brian	1989-92
Davis, William	1935
Dawkins, Andre	2010-12, 2013
Dawkins, Johnny	1983-86
Dawson, Jeff	1971
Decker, Marvin	1953-54
Deimling, Kes	1951-52
D'Emilio, Rudy	1952-54
Deng, Luol	2004
Dennard, Kenny	1978-81
Denton, Randy	1969-71
DeVenzio, Dick	1969-71
Dockery, Sean	2003-06
Doherty, Marty	1954-55
Domzalski, Taymon	1996-99
Doughty, Pat	1970-72
Driesell, Charles	1953-54
Duff, Bob	1948
Duhon, Chris	2001-04
Dunleavy, Mike	2000-02

- E -

Edwards, Fred	1936-38
Edwards, Zeno III	1972
Emma, Tom	1980-83
Engelland, Chip	1980-83
Essex, Rey	1987
Evans, Brad	1969-70
Ewing, Daniel	2002-05

- F -

Farley, Roland	1928-30
Ferguson, Dennis	1963-65
Ferguson, James	1934
Ferry, Danny	1986-89
Fleischer, Bob	1972-74, 75
Fleming, Bill	1950-52



Flentye, William	1940
Ford, Richard	1982-84
Fox, Paul	1973-76
Franke, Ned	1982
Frye, John	1959-61

- G -

Gantt, Robert	1942-44
Garber	1930
Gbinije, Michael	2012
Gilbert, Richard	1943-44
Glasgow, Carl	1952
Gminski, Mike	1977-80
Godfrey, George	1948
Goetsch, Scott	1976-79
Golden, Dave	1967-69
Gomez, Rick	1975-76
Goodman, Jon	1987
Gordon, Richard	1946-49
Gray, Irving	1946
Gray, Steve	1976-79
Green, Ted	1945
Groat, Dick	1950-52

- H -

Hairston, Josh	2011-14
Hall, Cameron	1977
Hardy, Rob	1977-79
Harner, Harry	1944
Harrell, John	1978-79
Harris, Bobby Joe	1956-58
Harrison, Buzzy	1962-64
Harscher, Frank	1964
Hartley, Howard	1944
Hartness, W.R.	1926
Hayes, C.	1933
Heaps, Jay	1996-99
Henderson, David	1983-86
Henderson, Gerald	2007-09
Henderson, Phil	1987-90
Hendrickson, Evan	1938
Hendrickson, Horace	1934
Herbster, Ron	1963-65
Herrick, Albert	1935-37
Heyman, Art	1961-63
Hibbitts, Harold	1949
Hill, Grant	1991-94
Hill, Thomas	1990-93
Hobgood, Langhorne	1938
Hodge, Willie	1973-76
Hoffman, John	1936-38
Holley, Charles	1939-41

Hollingsworth, Wright	1944
Hood, Rodney	2013-14
Horne, O.W.	1931-33
Horvath, Nick	2000-04
Hubbell, David	1942-43
Hughes, Thomas	1948-49
Huiskamp, William	1935-36
Hurley, Bobby	1990-93
Hurt, Howard	1959-61
Hyde, Henry	1944

- I -

Ingram, Brandon	2016
Irving, Kyrie	2011

- J -

Jackman, Bill	1983
Jackson, Doug	1968, 70
James, Nate	1997, 99-01
Jamieson, Bob	1962-63
Janicki, Bernie	1952-54
Jankoski, John	1928-29
Jefferson, Amile	2013-16
Jeter, Chase	2016
Johnson, Dick	1951-52
Johnson, Patrick	2003-06
Johnson, Steve	2007-10
Jones, Dahntay	2001-03
Jones, Matt	2014-16
Jones, Tyus	2015
Joyce, Marty	1958-59

- K -

Kalbfus, Jack	1955
Kast, Fred	1959-60, 62
Katherman, Rick	1969-71
Kelly, D.L.	1926-28
Kelly, Ryan	2010-13
Kelly, Sean	2015
Kennard, Luke	2016
Kennedy, Joe	1966-68
King, Billy	1985-88
King, Taylor	2008
Kistler, Doug	1959-61
Kitching, Brent	1963-65
Koffenberger, Ed	1945-47
Kolodziej, Tim	1966-68
Koubek, Greg	1988-91
Kramer, Pete	1973-75
Kuhlmeier, Ray	1968-70
Kulpan, Jim	1950-51
Kunkle, Charles	1934-36



Lettermen

- L -

Lacy, Rudy	1952-54
Laettner, Christian	1989-92
Lakata, Bob	1955-56
Lamley, Herky	1953, 55
Lang, Antonio	1991-94
Langdon, Trajan	1995, 97-99
Latimer, Dick	1951-52
Lewis, Cliff	1945
Lewis, Henry	1932-33
Lewis, Mike	1966-68
Liccardo, Jim	1966-67
Lind, Fred	1968-69
Linney, Larry	1980-81
Litz, Steve	1970-71
Loftis, Cedric	1942-43
Loftis, Garland	1942-43, 47
Love, Reggie	2001-02, 05
Lyons, Pat	1948

- M -

Maggette, Corey	1999
Mainwaring, Rick	1977
Mann, Ted Jr.	1963-64
Marin, Jack	1964-66
Martin, William	1947-49
May, Reynolds	1934-35
Mayer, David	2011
Mayer, Ronnie	1953-56
McCaffrey, Bill	1990-91
McCahan, William G.	1940-42
McClure, David	2005-09
McGillicuddy, Cornelius, Jr.	1934
McGrane, Arthur	1943
McKaig, Stuart	1965-67
McLeod, Roshown	1997-98
McNeely, Doug	1981-82, 84
McRoberts, Josh	2006-07
Meagher, Dan	1982-85
Means, Andy	2002-04
Meek, Erik	1992-95

Melchionni, Gary	1971-73
Melchionni, Lee	2003-06
Metzler, Robert	1944
Mewhort, Buzzy	1960-62
Miller, Alex	1943
Miller, Don	1957
Minor, John	1938-39
Mock, William	1940-41
Moore, Tony	1993-95
Morgan, Junior	1954-56
Morgan, Merrill	1959-60
Morris, John	1959
Morrison, Harold	1976-79
Moses, George	1976
Moss, P.E.	1926
Moyer, Bob	1941
Mullen, Jack	1960, 62
Mullins, Jeff	1962-64
Murphy, Alex	2012-13

- N -

Naktenis, Peter	1935
Nelson, DeMarcus	2005-08
Nessley, Martin	1984-87
Newcome, Jim	1956-58
Newton, Greg	1994-97
Northrop, Geoff	1977
Novick, Tom	2005

- O -

Obi, Sean	2016
O'Connell, Dave	1973-74, 76
O'Connor, Richard	1971
Ojeleye, Semi	2014
Okafor, Jahlil	2015
O'Mara, Robert	1937-39

- P -

Pagliuca, Joe	2004-07
Pagliuca, Nick	2014-16
Palmer, Crawford	1989-91
Parker, Clarence	1936
Parker, Jabari	2014
Parks, Cherokee	1992-95
Parsons, William	1939-40
Paulus, Greg	2006-09
Pergerm, Ernest	1949
Perkins, Ross	2005-06
Peters, Casey	2010-11
Plumlee, Marshall	2012-16
Plumlee, Mason	2010-13
Plumlee, Miles	2009-12
Pocius, Martynas	2006-09
Podger, Ken	1935-37
Polack, Ernest	1934-35
Pope, Warren	1946
Posen, John	1968-70
Price, Glenn	1939-41
Price, Ricky	1995-98


- R -

Ragens, W.S.	1928
Randolph, Shavlik	2003-05
Redding, Chris	1972-74
Redick, J.J.	2003-06
Reigel, Bill	1953
Riedy, Bob	1965-67
Righter, Ron	1972
Riley, Joe	1935-37
Rivers, Austin	2012
Robb, Spencer	1938
Robert, Shaw	1931
Robertson, Jerry	1957-59
Robinson, Jack	1946
Robinson, Justin	2016
Roelke, Bob	1945
Rogers, George	1929-31
Rothbaum, Samuel	1941-42, 47
Rowe, Sam	1927

- S -

Sanders, Casey	2000-03
Sapp, Bill	1945
Sapp, Carl	1947-49
Saunders, Larry	1970-71
Scarborough, David	1949-50
Scheyer, Jon	2007-10
Schmidt, Fred	1961-63
Schmidt, Paul	1956-58
Seward, John	1942-47
Shabel, Fred	1953-54
Shaw, Alan	1971-73
Shaw, John	1930-32
Shokes, Eddie	1940-41
Simpson, J.D.	1998-01
Singler, Kyle	2008-11
Singleton, Todd	1995-98
Smiley, Glen	1968-70
Smith, John	1986-89
Smith, Nolan	2008-11
Snyder, Quin	1986-89
Spanarkel, Jim	1976-79
Spuhler, Raymond	1940-42
Stark, Bill	1942, 48
Steele, John	1945
Strickland, Kevin	1985-88
Suddath, Jim	1978-81
Suk, Bill	1973-75

SHAVLIK RANDOLPH



Sulaimon, Rasheed	2013-14
Sutton, Nick	2007
Sweet, Andre	2001
Swindell, Ed	1937-39

- T -

Taylor, Vince	1979-82
Teer, Tim	1968-70
Thomas, James	1938-39
Thomas, Lance	2007-10
Thompson, Herb	1932-34
Thompson, James	1932-34
Thompson, Michael	2003
Thorne, Robert	1929-30
Thornton, Derryck	2016
Thornton, Tyler	2011-14
Tison, Hack	1963-65
Tissaw, Mike	1980-83
Tobin, Don	1954-55
Tormey, Griffin	2007
Turner, Harold	1954-55
Turner, Kenneth	1944

- U -

Ulrich, Bill	1962
--------------	------

- V -

Vacendak, Steve	1964-66
Valasek, Cy	1939-41
Vandenberg, Steve	1967-69
Van Schoik, Dick	1945
Verga, Bob	1965-67
Vernon, Bob	1957-58
Vrankovic, Antonio	2016

- W -

Wallace, Carmen	1994-97
Watson, Bill	1957-59
Wayand, Bob	1959
Weaver, C.C.	1926-28
Weaver, Phil	1932-34
Wendelin, Ron	1966-68
Wendt, Greg	1982-83
Wentz, William	1935
Werber, Bill	1928-30
West, Robby	1970-72
Whiting, Richard	1946
Williams, Allen	1980-82
Williams, Elliot	2009
Williams, Jason	2000-02
Williams, Sheldon	2003-06
Williams, Weldon	1983-86
Williamson, Scott	1962-63
Winkin, John	1941
Winslow, Justise	2015
Wojciechowski, Steve	1995-98
Wood, Robert	1938
Wright, William	1944

- Y -

Yarbrough, Stuart	1970-72
York, Scotty	1949-51
Youmans, Corren	1948-50
Young, Kenny	1975-76
Youngkin, Carroll	1959-61

- Z -

Zafirovski, Todd	2010-14
Zimmer, Bill	1965
Zoubek, Brian	2007-10

TRAJAN LANGDON



TRADITION

Duke In The NBA

A total of 66 former Duke players have appeared on a NBA roster. In 2016, **Brandon Ingram** became the 53rd draft selection under **Mike Krzyzewski**. Duke has had 21 players selected in the NBA Draft Lottery, the most in the nation since the system was put into place in 1985. In 1999, Duke became the first program in the history of the NBA Draft to have four players from the same school selected in the first round. Three of the four – **Elton Brand** (Chicago), **Trajan Langdon** (Cleveland) and **Corey Maggette** (Seattle) – were lottery picks. In 2002, **Jason Williams** (2nd overall) and **Mike Dunleavy** (3rd) became the first college teammates in the history of the NBA Draft to be the first two collegians selected. Overall, 32 Duke players have been selected in the first round of the NBA Draft in the Coach K era.

NBA Champions

Jeff Mullins (Golden State)	1975
Danny Ferry (San Antonio)	2003
Shane Battier (Miami)	2012, 2013
Kyrie Irving (Cleveland)	2016
Dahntay Jones (Cleveland)	2016

All-NBA Team

Grant Hill	1996 (2nd), 1997 (1st), 1998 (2nd), 1999 (2nd), 2000 (2nd)
Elton Brand	2006 (2nd)
Carlos Boozer	2008 (3rd)

NBA Rookie of the Year

Grant Hill (Co-winner with Jason Kidd)	1995
Elton Brand (Co-winner with Steve Francis)	2000
Kyrie Irving	2012

IBM Award

Grant Hill	1997
------------	------

NBA All-Rookie Team

Art Heyman (1st)	1964
Jack Marin (1st)	1967
Christian Laettner (1st)	1993
Grant Hill (1st)	1995
Elton Brand (1st)	2000
Shane Battier (1st)	2002
Luol Deng (1st)	2005
Kyrie Irving (1st)	2012
Kyle Singler (2nd)	2013
Mason Plumlee (1st)	2014
Jahlil Okafor (1st)	2016
Justise Winslow (2nd)	2016

NBA All-Defensive Team

Shane Battier	2008 (2nd), 2009 (2nd)
Luol Deng	2012 (2nd)

NBA All-Star Game Selections

Jeff Mullins	1969-71
Jack Marin	1972, 1973
Grant Hill	1995-98, 2000, 2005
Christian Laettner	1997
Elton Brand	2002, 2006
Carlos Boozer	2007, 2008
Luol Deng	2012, 2013
Kyrie Irving	2013, 2014-15

NBA All-Star Game MVP

Kyrie Irving	2014
--------------	------

NBA Three-Point Shootout Champions

Kyrie Irving	2013
--------------	------

NBA Sportsmanship Award

Grant Hill	2005, 2008, 2010
Elton Brand	2006
Luol Deng	2007

Twyman-Stokes Teammate of the Year

Shane Battier	2014
---------------	------

J. Walter Kennedy Citizenship Award

Luol Deng	2014
-----------	------

JAHLIL OKAFOR



NBA First Round Picks by School (1985-16)

Kentucky	34
Duke	32
North Carolina	31
Kansas	24
Connecticut	19
UCLA	18
Georgia Tech	17

NBA Lottery Picks by School

Duke	21
Kentucky	19
North Carolina	18
Kansas	16
Connecticut	13
Arizona	13

NBA First Round Picks by Active Coach

Mike Krzyzewski	32
Roy Williams	27
John Calipari	26
Jim Boeheim	21

TRADITION

Duke In The NBA

Duke's NBA Draft Picks

Year	Player	Team	Round (Pick)
1952	Dick Groat	Fort Wayne Pistons	1st (3)
1954	Rudy D'Emilio	Philadelphia Warriors	5th (39)
	Bernie Janicki	Fort Wayne Pistons	7th (58)
1956	Ronnie Mayer	New York Knicks	4th (-)
	Joe Belmont	Philadelphia Warriors	5th (-)
	Junior Morgan	St. Louis Hawks	7th (-)
1958	Bucky Allen	Philadelphia Warriors	6th (44)
	Jim Newcome	Cincinnati Royals	14th (85)
1961	Doug Kistler	Detroit Pistons	3rd (26)
	Howard Hurt	L.A. Lakers	11th (95)
1963	Art Heyman	New York Knicks	1st (1)
1964	Jeff Mullins	St. Louis Hawks	1st (5)
	Jay Buckley	L.A. Lakers	8th (66)
1965	Hack Tison	Boston Celtics	6th (49)
1966	Jack Marin	Baltimore Bullets	1st (5)
	Steve Vacendak	San Francisco Warriors	4th (33)
1967	Bob Verga	St. Louis Hawks	3rd (25)
	Bob Riedy	Baltimore Bullets	6th (56)
1968	Mike Lewis	Boston Celtics	7th (88)
	Joe Kennedy	Seattle Supersonics	10th (122)
1969	Steve Vandenberg	Detroit Pistons	7th (89)
	Fred Lind	Phoenix Suns	11th (142)
1971	Randy Denton	Boston Celtics	5th (61)
	Rick Katherman	San Diego Rockets	8th (126)
	Larry Saunders	Detroit Pistons	10th (177)
1973	Gary Melchionni	Phoenix Suns	2nd (33)
1975	Bob Fleischer	Buffalo Braves	4th (70)
1976	Willie Hodge	Kansas City Kings	5th (71)
1977	Tate Armstrong	Chicago Bulls	1st (13)
	Mark Crow	New York Nets	6th (111)
1979	Jim Spanarkel	Philadelphia 76ers	1st (16)
	Bob Bender	San Diego Clippers	6th (119)
1980	Mike Gminski	New Jersey Nets	1st (7)
1981	Gene Banks	San Antonio Spurs	2nd (28)
	Kenny Dennard	Kansas City Kings	4th (78)
1982	Vince Taylor	New York Knicks	2nd (34)
1983	Tom Emma	Chicago Bulls	10th (210)
1985	Dan Meagher	Chicago Bulls	6th (126)
1986	Johnny Dawkins	San Antonio Spurs	1st (10)
	Mark Alarie	Denver Nuggets	1st (18)
	David Henderson	Washington Bullets	3rd (58)
	Jay Bilas	Dallas Mavericks	5th (108)
1987	Tommy Amaker	Seattle Supersonics	3rd (55)
	Martin Nessler	L.A. Clippers	6th (116)
1989	Danny Ferry	L.A. Clippers	1st (2)
1990	Alaa Abdelnaby	Portland Trail Blazers	1st (25)
	Phil Henderson	Dallas Mavericks	2nd (49)
1992	Christian Laettner	Minnesota Timberwolves	1st (3)
	Brian Davis	Phoenix Suns	2nd (48)
1993	Bobby Hurley	Sacramento Kings	1st (7)
	Thomas Hill	Indiana Pacers	2nd (39)
1994	Grant Hill	Detroit Pistons	1st (3)
	Antonio Lang	Phoenix Suns	2nd (29)
1995	Cherokee Parks	Dallas Mavericks	1st (12)
	Erik Meek	Houston Rockets	2nd (41)
1998	Roshown McLeod	Atlanta Hawks	1st (20)
1999	Elton Brand	Chicago Bulls	1st (1)
	Trajan Langdon	Cleveland Cavaliers	1st (11)
	Corey Maggette	Seattle Supersonics	1st (13)
	William Avery	Minnesota Timberwolves	1st (14)
2000	Chris Carrwell	San Antonio Spurs	2nd (41)
2001	Shane Battier	Memphis Grizzlies	1st (6)
2002	Jason Williams	Chicago Bulls	1st (2)
	Mike Dunleavy	Golden State Warriors	1st (3)
	Carlos Boozer	Cleveland Cavaliers	2nd (35)
2003	Dahntay Jones	Boston Celtics	1st (20)
2004	Luol Deng	Phoenix Suns	1st (7)
	Chris Duhon	Chicago Bulls	2nd (38)
2005	Daniel Ewing	L.A. Clippers	2nd (32)

Year	Player	Team	Round (Pick)
2006	Shelden Williams	Atlanta Hawks	1st (5)
	J.J. Redick	Orlando Magic	1st (11)
2007	Josh McRoberts	Portland Trailblazers	2nd (37)
2009	Gerald Henderson	Charlotte Bobcats	1st (12)
2011	Kyrie Irving	Cleveland Cavaliers	1st (1)
	Nolan Smith	Portland Trailblazers	1st (21)
	Kyle Singler	Detroit Pistons	2nd (33)
2012	Austin Rivers	New Orleans Pelicans	1st (10)
	Miles Plumlee	Indiana Pacers	1st (22)
2013	Mason Plumlee	Brooklyn Nets	1st (26)
	Ryan Kelly	L.A. Lakers	2nd (49)
2014	Jabari Parker	Milwaukee Bucks	1st (2)
	Rodney Hood	Utah Jazz	1st (23)
2015	Jahlil Okafor	Philadelphia 76ers	1st (3)
	Justise Winslow	Miami Heat	1st (10)
	Tyus Jones	Minnesota Timberwolves	1st (24)
2016	Brandon Ingram	Los Angeles Lakers	1st (2)

Duke's First Overall Picks in NBA Draft

Player	Team	Year
Art Heyman	New York Knicks	1963
Elton Brand	Chicago Bulls	1999
Kyrie Irving	Cleveland Cavaliers	2011



KYRIE IRVING

TRADITION

Duke In The NBA

Alaa Abdelnaby	
Portland	1990-92
Milwaukee	1993
Boston	1993-94
Sacramento	1995
Mark Alarie	
Denver	1986-87
Washington	1987-92
Tate Armstrong	
Chicago	1977-79
William Avery	
Minnesota	1999-02
Philadelphia	2003
Gene Banks	
San Antonio	1981-85
Chicago	1985-87
Shane Battier	
Memphis	2001-06
Houston	2006-11
Miami	2011-14
Elton Brand	
Chicago	1999-01
L.A. Clippers	2001-08
Philadelphia	2008-12
Dallas	2012-13
Atlanta	2013-15
Philadelphia	2016
Carlos Boozer	
Cleveland	2002-04
Utah	2004-10
Chicago	2010-14
L.A. Lakers	2014-15
Seth Curry	
Golden State	2013
Memphis	2014
Cleveland	2014
Orlando	2014
Sacramento	2015-16
Dallas	2016-p
Mark Crow	
New Jersey	1977-78
Brian Davis	
Minnesota	1993-94
Andre Dawkins	
Miami	2015
Johnny Dawkins	
San Antonio	1986-89
Philadelphia	1989-94
Detroit	1994-95
Luol Deng	
Chicago	2004-14
Cleveland	2014
Miami	2014-16
L.A. Lakers	2016-p
Kenny Dennard	
Kansas City	1981-83
Denver	1983-84
Randy Denton	
Carolina-Memphis	1971-72
Memphis	1972-74
Utah	1974-75
St. Louis	1975-76
Atlanta	1976-77
Chris Duhon	
Chicago	2004-08
New York	2008-10
Orlando	2010-12
L.A. Lakers	2012-13

Mike Dunleavy	
Golden State	2002-07
Indiana	2007-11
Milwaukee	2011-13
Chicago	2013-16
Cleveland	2016-p
Daniel Ewing	
L.A. Clippers	2005-07
Danny Ferry	
Cleveland	1990-00
San Antonio	2000-03
Robert Gantt	
Washington	1946-47
Mike Gminski	
New Jersey	1980-87
Philadelphia	1987-90
Charlotte	1990-94
Milwaukee	1994
Dick Groat	
Fort Wayne	1952-53
David Henderson	
Philadelphia	1987-88
Gerald Henderson	
Charlotte	2009-15
Portland	2015-16
Philadelphia	2016-p
Art Heyman	
New York	1963-65
Cincinnati-Philadelphia	1965-66
New Jersey-Pittsburgh	1967-68
Minnesota	1968-69
Pittsburgh-Miami	1969-70
Grant Hill	
Detroit	1994-00
Orlando	2000-07
Phoenix	2007-12
L.A. Clippers	2012-13
Rodney Hood	
Utah	2014-p
Bobby Hurley	
Sacramento	1993-98
Vancouver	1998
Brandon Ingram	
L.A. Lakers	2016-p
Kyrie Irving	
Cleveland	2011-p
Dahntay Jones	
Memphis	2003-07
Sacramento	2008
Denver	2008-09
Indiana	2009-12
Dallas	2012-13
Atlanta	2013
Utah Jazz	2014
L.A. Clippers	2015
Cleveland	2016
Tyus Jones	
Minnesota	2015-p
Ryan Kelly	
L.A. Lakers	2013-16
Joe Kennedy	
Seattle	1968-70
Pittsburgh	1970-71
Doug Kistler	
New York	1961-62
Christian Laettner	
Minnesota	1992-96
Atlanta	1996-98
Detroit	1998-00
Dallas	2000-01
Washington	2001-04
Miami	2004-06

Antonio Lang	
Phoenix	1994-95
Cleveland	1995-97
Miami	1997-98
Cleveland	1998-99
Toronto	2000
Philadelphia	2000
Trajan Langdon	
Cleveland	2000-02
Mike Lewis	
Indiana-Minnesota	1968-69
Pittsburgh	1969-72
Carolina	1972-74
Corey Maggette	
Orlando	1999-00
L.A. Clippers	2000-08
Golden State	2008-10
Milwaukee	2010-11
Charlotte	2011-12
Detroit	2012-13
San Antonio	2013
Jack Marin	
Baltimore	1966-72
Houston	1972-74
Buffalo	1974-75
Chicago	1975-77
Roshown McLeod	
Atlanta	1998-00
Philadelphia	2000-01
Boston	2002
Josh McRoberts	
Portland	2007-08
Indiana	2008-11
L.A. Lakers	2011-12
Orlando	2012-13
Charlotte	2013-14
Miami	2014-p
Gary Melchionni	
Phoenix	1973-75
Jeff Mullins	
St. Louis	1964-66
San Francisco	1966-71
Golden State	1971-76
DeMarcus Nelson	
Golden State	2008
Chicago	2009
Martin Nessley	
L.A. Clippers	1987-88
Sacramento	1988
Jahlil Okafor	
Philadelphia	2015-p
Jabari Parker	
Milwaukee	2014-p
Cherokee Parks	
Dallas	1995-96
Minnesota	1996-98
Vancouver	1998-00
Washington	2000
L.A. Clippers	2000-01
San Antonio	2001-02
L.A. Clippers	2002-03
Golden State	2004
Marshall Plumlee	
New York	2016-p
Mason Plumlee	
Brooklyn	2013-15
Portland	2015-p
Miles Plumlee	
Indiana	2012-13
Phoenix	2013-14
Milwaukee	2015-p

Shavlik Randolph	
Philadelphia	2005-08
Portland	2008-09
Miami	2009-10
Portland	2010
Boston	2013
Phoenix	2014
J.J. Redick	
Orlando	2006-13
Milwaukee	2013
L.A. Clippers	2013-p
Bob Riedy	
Houston	1967-68
Austin Rivers	
New Orleans	2012-15
L.A. Clippers	2015-p
Kyle Singler	
Detroit	2012-15
Oklahoma City	2015-p
Nolan Smith	
Portland	2011-13
Jim Spanarkel	
Philadelphia	1979-80
Dallas	1980-84
Vince Taylor	
New York	1982-83
Lance Thomas	
New Orleans	2012-14
Oklahoma City	2014-15
New York	2015-p
Steve Vacendak	
Pittsburgh	1967-68
Minnesota	1968-69
Pittsburgh-Minnesota	1969-70
Bob Verga	
Dallas	1967-68
Denver-New York-Houston	1968-69
Carolina	1969-71
Carolina-Pittsburgh	1971-72
Portland	1973-74
Jason Williams	
Chicago	2002-03
Shelden Williams	
Atlanta	2006-08
Sacramento	2008-09
Minnesota	2009
Boston	2009-10
Denver	2010-11
New York	2011
New Jersey	2011
Justise Winslow	
Miami	2015-p

NBA rosters as of Sept. 6

TRADITION

International Basketball

The Duke Blue Devils have a long history of success in international basketball competition dating back to 1964 when Jeff Mullins became the first Blue Devil to play for and win a gold medal with the U.S. Olympic basketball team. Since that initial appearance, Duke players and coaches have competed on the international stage nearly 150 times, winning 77 medals along the way. Blue Devil players and coaches have accounted for 57 gold medals in international competition through the years, including six from Mike Krzyzewski as a national team head coach.

Mullins, Tate Armstrong (1976), Christian Laettner (1992), Grant Hill (1996), Carlos Boozer (2008) and Kyrie Irving (2016) each have Olympic gold medals, while Krzyzewski was an assistant coach on the 1992 gold medal team and won an unprecedented three gold medals with the 2008, 2012 and 2016 squads. Former Blue Devil standout and assistant coach Johnny Dawkins was an alternate on the 1986 Olympic team and was also a part of the staff for 2008 Olympic team, while current associate head coach Jeff Capel was part of the 2016 Olympic staff.

Krzyzewski has been a part of 15 medal-winning USA Basketball teams beginning with a gold medal as an assistant coach at the 1979 Pan American Games. He has been a part of 11 gold medal-winning teams as well as two silver medalist and two bronze medalist programs over the past three-plus decades. Serving as head coach of the U.S. National Team from 2005-16, Krzyzewski led the program to an 88-1 record in international competitions, including a National Team-record streak of 76 consecutive wins to close out his tenure. Coach K became the first coach - man or woman - to lead a country to three Olympic basketball gold medals (and did do consecutively) when the U.S. earned the top spot on the podium in Rio in 2016.

Duke's consistent presence on the international scene is evident by the program having at least one current or former Blue Devil compete on a USA Basketball team every year since 1988.

Olympic Games

Jeff Mullins (USA)	1964
Tate Armstrong (USA)	1976
Cameron Hall (Canada)	1976
Dan Meagher (Canada)	1984
Christian Laettner (USA)	1992
Mike Krzyzewski (USA - Asst.)	1992
Grant Hill (USA)	1996
Greg Newton (Canada)	2000
Crawford Palmer (France)	2000
Carlos Boozer (USA)	2004
Carlos Boozer (USA)	2008
Johnny Dawkins (USA - Staff)	2008
Mike Krzyzewski (USA - Coach)	2008
Luol Deng (Great Britain)	2012
Martynas Pocius (Lithuania)	2012
Mike Krzyzewski (USA - Coach)	2012
Kyrie Irving (USA)	2016
Mike Krzyzewski (USA - Coach)	2016

FIBA World Cup

Tommy Amaker (USA)	1986
Christian Laettner (USA)	1990
Mike Krzyzewski (USA - Coach)	1990
Trajan Langdon (USA)	1998
Greg Newton (Canada)	1998
Elton Brand (USA)	2002
Jason Williams (USA)	2002
Shane Battier (USA)	2006
Elton Brand (USA)	2006
Mike Krzyzewski (USA - Coach)	2006
Martynas Pocius (Lithuania)	2010
Mike Krzyzewski (USA - Coach)	2010
Kyrie Irving (USA)	2014
Mike Krzyzewski (USA - Coach)	2014
Mason Plumlee (USA)	2014
Martynas Pocius (Lithuania)	2014

FIBA Tournament of the Americas

Christian Laettner	1989
Christian Laettner	1992
Elton Brand	1999
Elton Brand	2003
Johnny Dawkins (Staff)	2007
Mike Krzyzewski (Coach)	2007

FIBA U21 World Championship

Cherokee Parks (USA)	1993
Carlos Boozer (USA)	2001
Chris Duhon (USA)	2001
Dahntay Jones (USA)	2001
J.J. Redick (USA)	2005

FIBA Americas U20 Championship

Cherokee Parks	1993
Mike Dunleavy	2000
Jason Williams	2000

FIBA European U20 Championship

Alex Murphy (Finland)	2012
-----------------------	------

FIBA U19 World Championship

Robert Brickey (USA)	1987
Antonio Lang (USA)	1991
Cherokee Parks (USA)	1991
Taymon Domzalski (USA)	1995
Trajan Langdon (USA)	1995
Steve Wojciechowski (USA)	1995
J.J. Redick (USA)	2003
Seth Curry (USA)	2009
Jahlil Okafor (USA)	2013
Rasheed Sulaimon (USA)	2013
Justise Winslow (USA)	2013
Jack White (Australia)	2015

FIBA Americas U18 Championship

Grant Hill (USA)	1990
Ricky Price (USA)	1994
Trajan Langdon (USA)	1994
Steve Wojciechowski (USA)	1994
Taylor King (USA)	2006
Kyle Singler (USA)	2006
Nolan Smith (USA)	2006
Lance Thomas (USA)	2006
Ryan Kelly (USA)	2008
Mason Plumlee (USA)	2008
Kyrie Irving (USA)	2010
Josh Hairston (USA)	2010
Austin Rivers (USA)	2010
Rasheed Sulaimon (USA)	2012
Tyus Jones (USA)	2014
Justise Winslow (USA)	2014
Chase Jeter	2015
Luke Kennard	2015

FIBA U17 World Championship

Quinn Cook (USA)	2010
Jabari Parker (USA)	2012
Tyus Jones (USA)	2012
Jahlil Okafor (USA)	2012
Justise Winslow (USA)	2012
Jack White (Australia)	2016

FIBA Americas U16 Championship

Quinn Cook (USA)	2009
Tyus Jones (USA)	2011
Jahlil Okafor (USA)	2011
Jabari Parker (USA)	2011

FIBA U16 Oceania Championship

Jack White (Australia)	2013
------------------------	------

Goodwill Games

Tommy Amaker (USA)	1986
Bobby Hurley (USA)	1990
Christian Laettner (USA)	1990
Mike Krzyzewski (USA - Coach)	1990
Cherokee Parks (USA)	1994
Elton Brand (USA)	1998
Shane Battier (USA)	2001

World University Games

Johnny Dawkins (USA)	1983
Danny Ferry (USA)	1987
Billy King (USA)	1987
Mike Krzyzewski (USA - Coach)	1987
Bobby Hurley (USA)	1991
Antonio Lang (USA)	1993
Chris Carrawell (USA)	1999
Shelden Williams (USA)	2005

World Youth Games

Nick Horvath (USA)	1998
--------------------	------

Pan American Games

Dan Meagher (Canada)	1983
Christian Laettner (USA)	1991
Grant Hill (USA)	1991
Thomas Hill (USA)	1991
Brian Davis (USA)	1995
Lance Thomas (USA)	2011

R. William Jones Cup

Tommy Amaker (USA)	1985
Jay Bilas (USA)	1985
Danny Ferry (USA)	1986

Yuri Gagarin Cup

Gene Banks (USA)	1978
------------------	------

Nike Hoop Summit

William Avery (USA)	1997
Shane Batter (USA)	1997
Elton Brand (USA)	1997
Chris Burgess (USA)	1997
Mike Dunleavy (USA)	1999
Casey Sanders (USA)	1999
Jason Williams (USA)	1999
Chris Duhon (USA)	2000
Greg Paulus (USA)	2005
Martynas Pocius (Lithuania)	2005
Gerald Henderson (USA)	2006
Jon Scheyer (USA)	2006
Kyle Singler (USA)	2007
Nolan Smith (USA)	2007
Mason Plumlee (USA)	2009
Kyrie Irving (USA)	2010
Quinn Cook (USA)	2011
Austin Rivers (USA)	2011
Rasheed Sulaimon (USA)	2012
Jabari Parker (USA)	2013
Tyus Jones (USA)	2014
Jahlil Okafor (USA)	2014
Justise Winslow (USA)	2014
Brandon Ingram (USA)	2015
Luke Kennard (USA)	2015
Chase Jeter (USA)	2015
Marques Bolden (USA)	2016
Harry Giles (USA)	2016
Frank Jackson (USA)	2016
Jayson Tatum (USA)	2016

USA Youth Development Festival

Nick Horvath	1998
Reggie Love	1998
Chris Duhon	1999
J.J. Redick	2000
Sean Dockery	2001
J.J. Redick	2001
Michael Thompson	2001
Shelden Williams	2001
David McClure	2003
DeMarcus Nelson	2003
Gerald Henderson	2004
Josh McRoberts	2004
Greg Paulus	2004
Brian Zoubek	2004
Gerald Henderson	2005
Kyle Singler	2005
Jon Scheyer	2005
Lance Thomas	2005

U.S. Olympic Festival

Johnny Dawkins (East)	1981
Mark Alarie (West)	1982
Johnny Dawkins (East)	1982
David Henderson (South)	1983
Danny Ferry (East)	1985
Quinn Snyder (East)	1985
Quinn Snyder (South)	1986
Greg Koubek (East)	1987
Bobby Hurley (East)	1989
Bill McCaffrey (East)	1989
Crawford Palmer (South)	1989
Thomas Hill (South)	1990
Antonio Lang (South)	1990
Cherokee Parks (West)	1991
Joey Beard (East)	1993
Jeff Capel (South)	1993
Chris Collins (South)	1993
Ricky Price (West)	1995

USA Basketball Awards

National Coach of the Year	
Mike Krzyzewski	2006, 2007, 2008, 2009, 2010, 2012, 2014

Male Athlete of the Year	
Christian Laettner	1991
Elton Brand	1998
Chris Duhon	2001
Shelden Williams	2005
Jabari Parker	2011
Kyrie Irving	2014

USA Men's National Team - 2005-16

With the USA Men's Senior National Team in a tailspin following a sixth-place finish at the 2002 World Championships and bronze medal showing at the 2004 Greece Olympics, USA Basketball chairman Jerry Colangelo tabbed **Mike Krzyzewski** to lead the resurrection of the program on Oct. 26, 2005. Over the next seven international events, spanning more than a decade, Coach K and Team USA amassed an extraordinary 88-1 record en route to winning gold medals at the 2007 FIBA Americas Championship, 2008 Beijing Olympics, 2010 FIBA World Championship, 2012 London Olympics, 2014 FIBA World Cup and 2016 Olympics, as well as a bronze medal at the 2006 FIBA World Championship.

Krzyzewski and Team USA suffered their only loss together in the 2006 FIBA World Championship in the semifinals against Greece. The program responded by winning Krzyzewski's last 76 games to re-establish the U.S. as the preeminent basketball power in the world.

The 2016 Rio Olympics marked Krzyzewski's last event as head coach of the U.S. National Team, and a group that consisted of 10 first-time Olympians sent Coach K out with a flourish.

When the USA defeated Serbia, 96-66, in the Rio gold medal game on Aug. 21, 2016, Krzyzewski became the first coach - man or woman - to lead a country to three Olympic basketball gold medals. Coach K did so in three consecutive Olympics, giving him a perfect 24-0 record in the Games as the U.S. head coach. During his time in the USA Basketball program, Krzyzewski was part of five Olympic coaching staffs, helping his country to five gold medals and a 40-0 mark in Olympic competition.

The road through Rio was not easy for Krzyzewski and his staff. In fact, some called it perhaps the most satisfying of his three Olympics titles because his squad was relatively inexperienced on the international stage. In the end, the U.S. averaged 100.9 points per game, outscored opponents by an average of 22.5 points and forced teams into an average of 16.6 turnovers en route to posting a perfect 8-0 record.

"He is a legendary coach. I love playing for him and talking to him on off days and before practice. I have been blessed in coming straight out of high school to have a college coach and be able to play for him since '05. It means a lot to me and I have been humbled by it."

– LeBron James

"[Coach K] is successful because he understands his audience and he understands how to adapt. He is a great communicator, he is very passionate about the game and he cares about the guys."

– Kobe Bryant

"Coach K has the same thing that makes all of us players great -- the ability to be confident, but not arrogant. There is not much difference in him than any of us players. In 2006, I was just a year removed from the ACC and I had all the reasons to not like him and now I absolutely love him. He is just such a great guy and a great family man. He is somebody that you can trust and somebody that I'd go to battle with any day."

– Chris Paul

"Coach K just knows the game and he is a great motivator. He holds everybody to a certain standard. Everything is about family and team. I have learned a lot over the past few years while playing for him."

– Kevin Durant

"The amount of respect that he commands and the amount of respect the guys have for him is great. Whether on the college level or the pro level, he is obviously one of the best coaches, so having him here and knowing his knowledge of the game, the way he relates to pro players it makes it easy. It makes it seamless."

– Blake Griffin

"I have so much respect for him as a human being, as a father, as a leader, as a coach, it doesn't get any better than that."

– Jerry Colangelo



RECORDS

Career Records	124-127
Season Records	128-130
Game Records	131-132
Freshman Records - Season	133-134
Freshman Records - Game	135-136
Team Records - Season	137-138
Team Records - Game	139-140
Cameron Indoor Records	141-144
100-Point Games	145-146
Overtime Games	147
Opponent Records	148
Yearly Statistics	149-156
Annual Statistics Leaders	157-160
Coaching Records	161
All-Time Player Statistics	162-167
1,000-Point Scorers	168-170

Career Records

Points

Rk	Name, Years	Pts
1.	J.J. Redick, 2003-06 [2]	2,769
2.	Johnny Dawkins, 1983-86 [4]	2,556
3.	Christian Laettner, 1989-92 [7]	2,460
4.	Kyle Singler, 2008-11 [8]	2,392
5.	Mike Gminski, 1977-80 [9]	2,323
6.	Danny Ferry, 1986-89 [22]	2,155
7.	Mark Alarie, 1983-86 [25]	2,136
8.	Gene Banks, 1978-81 Jason Williams, 2000-02	2,079
10.	Jon Scheyer, 2007-10	2,077
11.	Jim Spanarkel, 1976-79	2,012
12.	Art Heyman, 1961-63 Shane Battier, 1998-01	1,984
14.	Trajan Langdon, 1995-99	1,974
15.	Shelden Williams, 2003-06	1,928
16.	Grant Hill, 1991-94	1,924
17.	Nolan Smith, 2008-11	1,911
18.	Dick Groat, 1950-52	1,886
19.	Jeff Mullins, 1962-64	1,884
20.	Bob Verga, 1965-67	1,758
21.	Bobby Hurley, 1990-93	1,731
22.	Randy Denton, 1969-71	1,658
23.	Ronnie Mayer, 1953-56	1,647
24.	Cherokee Parks, 1992-95	1,643
25.	Jeff Capel, 1994-97	1,601
26.	Daniel Ewing, 2002-05	1,595
27.	Thomas Hill, 1990-93	1,594
28.	Quinn Cook, 2012-15	1,571
29.	David Henderson, 1983-86	1,570
30.	Carlos Boozer, 2000-02	1,506
31.	Vince Taylor, 1979-82 Chris Carrawell, 1996-00	1,455
33.	Mike Lewis, 1966-68	1,417
34.	Phil Henderson, 1987-90	1,397
35.	Seth Curry, 2011-13	1,394
36.	Mason Plumlee, 2010-13	1,384
37.	Mike Dunleavy, 2000-02	1,371
38.	Joe Belmont, 1953-56	1,338
39.	DeMarcus Nelson, 2004-08	1,336
40.	Tate Armstrong, 1974-77	1,304
41.	Robert Brickey, 1987-90	1,299
42.	Jack Marin, 1964-66	1,275
43.	Chris Duhon, 2001-04	1,268
44.	Gerald Henderson, 2007-09	1,262
45.	Bernie Janicki, 1952-54	1,247
46.	Greg Paulus, 2006-09	1,193
47.	Tommy Amaker, 1984-87	1,168
48.	Carroll Youngkin, 1959-61	1,154
49.	Chris Redding, 1972-74	1,141
50.	Bob Fleischer, 1973-75	1,139
51.	Alaa Abdelnaby, 1987-90	1,137
52.	Willie Hodge, 1973-76	1,117
53.	Nate James, 1997-01	1,116
54.	Howard Hurt, 1959-61 Kevin Strickland, 1985-88	1,095
56.	Chris Collins, 1993-96	1,091
57.	Jay Bilas, 1983-86	1,062
58.	Kenny Denny, 1978-81	1,057
59.	Rudy D'Emilio, 1952-54	1,028
60.	Ricky Price, 1995-98	1,026
61.	Chip Engelland, 1980-83	1,025
62.	Andre Dawkins, 2010-12, 2014	1,014
63.	Antonio Lang, 1991-94	1,012
64.	Rick Katherman, 1969-71	1,005

Active, Career: Grayson Allen - 932
 Coach K Era, Career: J.J. Redick - 2,769
 ACC Play, Career: J.J. Redick - 1,391
 Postseason, Career: Christian Laettner - 598
 ACC Tournament, Career: J.J. Redick - 225
 NCAA Tournament, Career: Christian Laettner - 407
 Cameron Indoor Stadium, Career: J.J. Redick - 1,238

Scoring Average

Rk	Name, Years	G	Pts	Avg
1.	Art Heyman, 1961-63 [5]	79	1,984	25.1
2.	Dick Groat, 1950-52	82	1,886	23.0
3.	Bob Verga, 1965-67 [16]	80	1,758	22.0
4.	Jeff Mullins, 1962-64 [17]	86	1,884	21.9
5.	J.J. Redick, 2003-06	139	2,769	19.9
6.	Randy Denton, 1969-71	84	1,658	19.7
7.	Jason Williams, 2000-02	108	2,079	19.3
8.	Johnny Dawkins, 1983-86	133	2,556	19.2
9.	Mike Gminski, 1977-80	122	2,323	19.0
10.	Jim Spanarkel, 1976-79	114	2,012	17.6
11.	Mike Lewis, 1966-68	84	1,417	16.9
12.	Gene Banks, 1978-81	124	2,079	16.8
13.	Christian Laettner, 1989-92	148	2,460	16.6
14.	Elton Brand, 1998-99	60	972	16.20
15.	Kyle Singler, 2008-11	148	2,392	16.16
16.	Mark Alarie, 1983-86	133	2,136	16.1
17.	Tate Armstrong, 1974-77	83	1,304	15.71
18.	Ronnie Mayer, 1953-56	105	1,647	15.69
19.	Danny Ferry, 1986-89	143	2,155	15.1
20.	Bernie Janicki, 1952-54	83	1,247	15.0

Minimum 50 games played

Field Goals Made

Rk	Name, Years	FG
1.	▲ Johnny Dawkins, 1983-86 [1]	1,026
2.	Mike Gminski, 1977-80	901
3.	Christian Laettner, 1989-92	834
4.	Mark Alarie, 1983-86	828
5.	Gene Banks, 1978-81	827
6.	J.J. Redick, 2003-06	825
7.	Kyle Singler, 2008-11	814
8.	Danny Ferry, 1986-89	810
9.	Jeff Mullins, 1962-64	770
10.	Grant Hill, 1991-94	745

Field Goal Attempts

Rk	Name, Years	FGA
1.	▲ Johnny Dawkins, 1983-86 [1]	2,019
2.	J.J. Redick, 2003-06	1,906
3.	Kyle Singler, 2008-11	1,879
4.	Mike Gminski, 1977-80	1,697
5.	Danny Ferry, 1986-89	1,675
6.	Dick Groat, 1950-52	1,669
7.	Art Heyman, 1961-63	1,580
8.	Jason Williams, 2000-02	1,575
9.	Gene Banks, 1978-81	1,558
10.	Mark Alarie, 1983-86	1,505

Field Goal Pct.

Rk	Name, Years	FG	FGA	Pct
1.	Carlos Boozer, 2000-02 [3]	554	878	.631
2.	Elton Brand, 1998-99 [6]	355	580	.612
3.	Alaa Abdelnaby, 1987-90 [11]	448	748	.599
4.	Christian Laettner, 1989-92 Mason Plumlee, 2010-13	834	1,452	.574
6.	Shelden Williams, 2003-06	687	1,202	.572
7.	Jay Buckley, 1961-64	352	617	.571
8.	Antonio Lang, 1991-94	367	644	.570
9.	Greg Newton, 1994-97	310	545	.569
10.	Bob Fleischer, 1973-75	441	789	.559

Minimum 300 field goals made

3-Point Field Goals Made

Rk	Name, Years	3FG
1.	▲ J.J. Redick, 2003-06 [1]	457
2.	Trajan Langdon, 1995-99 [4]	342
3.	Jason Williams, 2000-02 [9]	313
4.	Jon Scheyer, 2007-10 [12]	297
5.	Kyle Singler, 2008-11 [t-16]	267
6.	Bobby Hurley, 1990-93 [t-18]	264
7.	Shane Battier, 1998-2001	246
8.	Quinn Cook, 2012-15	236
9.	Andre Dawkins, 2010-12, 2014	231
10.	Seth Curry, 2011-13	223

3-Point Field Goal Attempts

Rk	Name, Years	3FGA
1.	▲ J.J. Redick, 2003-06 [1]	1,126
2.	Trajan Langdon, 1995-99	802
3.	Jason Williams, 2000-02	797
4.	Jon Scheyer, 2007-10	780
5.	Kyle Singler, 2008-11	736
6.	Bobby Hurley, 1990-93	652
7.	Quinn Cook, 2012-15	629
8.	Shane Battier, 1998-2001	592
9.	Andre Dawkins, 2010-12, 2014	568
10.	Daniel Ewing, 2002-05	554

3-Point Field Goal Pct.

Rk	Name, Years	3FG	3FGA	Pct
1.	Christian Laettner, 1989-92	79	163	.485
2.	Trajan Langdon, 1995-99 [7]	342	802	.426
3.	Seth Curry, 2011-13 [11]	223	531	.420
4.	Shane Battier, 1998-01 [13]	246	592	.416
5.	Andre Dawkins, 2010-p [22]	231	568	.407
6.	J.J. Redick, 2003-06 [23]	457	1,126	.406
7.	Bobby Hurley, 1990-93 [25]	264	652	.405
8.	Grayson Allen, 2015-present	108	268	.403
9.	Phil Henderson, 1987-90	128	320	.400
10.	Greg Paulus, 2006-09	210	527	.3985

Minimum 75 three-point field goals made
 ACC ranking minimum is 150 three-point field goals made

Free Throws Made

Rk	Name, Years	FT
1.	Christian Laettner, 1989-92	713
2.	J.J. Redick, 2003-06	662
3.	Jon Scheyer, 2007-10	608
4.	Jim Spanarkel, 1976-79	564
5.	Art Heyman, 1961-63	558
6.	Shelden Williams, 2003-06	550
7.	Dick Groat, 1950-52	522
8.	Mike Gminski, 1977-80	521
9.	Ronnie Mayer, 1953-56	515
10.	Kyle Singler, 2008-11	497

Free Throw Attempts

Rk	Name, Years	FTA
1.	Christian Laettner, 1989-92	885
2.	Art Heyman, 1961-63	853
3.	Shelden Williams, 2003-06	796
4.	J.J. Redick, 2003-06	726
5.	Dick Groat, 1950-52	710
6.	Jon Scheyer, 2007-10	706
7.	Jim Spanarkel, 1976-79	700
8.	Ronnie Mayer, 1953-56	673
9.	Mike Gminski, 1977-80	658
10.	Kyle Singler, 2008-11	643

Free Throw Pct.

Rk	Name, Years	FT	FTA	Pct
1.	▲ J.J. Redick, 2003-06 [1]	662	726	.912
2.	Trajan Langdon, 1995-99 [7]	386	448	.862
3.	Jon Scheyer, 2006-p [8]	608	706	.861
4.	Quinn Cook, 2012-15 [12]	267	313	.853
5.	Tom Emma, 1980-83 [23]	214	254	.843
6.	Grayson Allen, 2015-16 [24]	256	305	.839
7.	Seth Curry, 2011-13	293	355	.825
8.	Chris Redding, 1972-74	343	425	.807
9.	Jim Spanarkel, 1976-79	564	700	.8057
10.	Christian Laettner, 1989-92	713	885	.8056

Minimum 200 free throws made

◆ - NCAA Record; ▲ - ACC Record
 [#] - ACC All-Time Career Leaders In Parentheses

Consecutive Free Throws Made

Rk	Name, Years	No
1.	J.J. Redick (So.), 2003-04 [2]	54
2.	J.J. Redick (Fr.), 2002-03 [5]	43
3.	Jon Scheyer (Fr.), 2007-10 [1-9]	40
4.	Christian Laettner (Sr.), 1991-92 [1-14]	35
5.	Grayson Allen (So.), 2015-16	31
6.	Trajan Langdon (Jr.), 1997-98	29
7.	Shane Battier (Sr.), 2000-01	27

Double-Figure Scoring Games

Rk	Name, Years	No
1.	Johnny Dawkins, 1983-86	129
	Kyle Singler, 2008-11	129
3.	J.J. Redick, 2003-06	122
4.	Mark Alarie, 1983-86	118
	Christian Laettner, 1989-92	118
6.	Jon Scheyer, 2007-10	114
7.	Mike Gminski, 1977-80	111
	Grant Hill, 1991-94	111
9.	Trajan Langdon, 1995-99	108
10.	Gene Banks, 1978-81	107

Consecutive Double-Figure Scoring Games

Rk	Name, Years	No
1.	Jeff Mullins, 12/1/1961-3/21/1964	86
2.	Dick Groat, 1/7/1950-3/8/1952	74
3.	Danny Ferry, 12/3/1989-4/1/1989	68
4.	Johnny Dawkins, 2/26/1983-1/14/1985	51
5.	Christian Laettner, 2/16/1991-3/28/1992	46
6.	Art Heyman, 12/3/60-1/30/1962	40
7.	Mike Gminski, 1/9/1978-2/3/1979	39
8.	Art Heyman, 2/10/1962-3/23/1963	38
	J.J. Redick, 3/20/2005-3/23/2006	38
10.	Mark Alarie, 12/18/1985-3/31/1986	32

Most 20-20 Games (Points-Rebounds)

Rk	Name, Years	No
1.	Randy Denton, 1969-71	6
2.	Mike Lewis, 1966-68	4
3.	Art Heyman, 1961-63	3
4.	Carroll Youngkin, 1959-61	1
	Elton Brand, 1998-99	1
	Jahlil Okafor, 2015	1

Most 20-Point Games

Rk	Name, Years	No
1.	J.J. Redick, 2003-06 [2]	70
2.	Mike Gminski, 1977-80 [5]	64
3.	Art Heyman, 1961-63 [6]	63
4.	Johnny Dawkins, 1983-86 [7]	60
5.	Jeff Mullins, 1962-64 [8]	56
6.	Dick Groat, 1950-52	54
7.	Bob Verga, 1965-67 [11]	50
8.	Jim Spanarkel, 1976-79	49
	Christian Laettner, 1989-92	49
10.	Jason Williams, 2000-02	47

Consecutive 20-Point Games

Rk	Name, Years	No
1.	Dick Groat, 1/29/1951-12/3/1951	18
2.	Art Heyman, 2/16/1961-1/3/1962*	17
3.	J.J. Redick, 12/31/2005-2/22/2006	16
	Bob Verga, 1/14/1967-3/13/1967	16

* DNP on 2/25/1961

Most 30-Point Games

Rk	Name, Years	No
1.	J.J. Redick, 2003-06 [1-7]	20
2.	Art Heyman, 1961-63 [9]	19
3.	Dick Groat, 1950-52	18
4.	Bob Verga, 1965-67	12
5.	Randy Denton, 1969-71	11
6.	Ronnie Mayer, 1954-56	10
	Mike Lewis, 1966-68	10
	Jason Williams, 2000-02	10
9.	Jeff Mullins, 1962-64	9
10.	Tate Armstrong, 1974-77	8

Consecutive 30-Point Games

Rk	Name, Years	No
1.	J.J. Redick, 2/4/2006-2/19/2006	5
2.	Dick Groat, 3/2/1951-12/1/1951	3
	Bob Verga, 2/28/1967-3/9/1967	3

Most 40-Point Games

Rk	Name, Years	No
1.	Dick Groat, 1950-52	3
	J.J. Redick, 2003-06 [1-7]	3
3.	Tate Armstrong, 1974-77 [1-10]	2
4.	Art Heyman, 1961-63 [1-21]	1
	Jeff Mullins, 1962-64 [1-21]	1
	Bob Verga, 1965-67 [1-21]	1
	Danny Ferry, 1986-89 [1-21]	1

Most 15-Rebound Games

Rk	Name, Years	No
1.	Mike Lewis, 1966-68	30
2.	Randy Denton, 1969-71	27
3.	Mike Gminski, 1977-80	17
4.	Bob Fleischer, 1973-75	15
5.	Shelden Williams, 2003-06	14
6.	Art Heyman, 1961-63	13
7.	Carroll Youngkin, 1959-61	12
8.	Jay Buckley, 1962-64	10
	Alan Shaw, 1971-73	10
10.	Jack Marin, 1964-66	9

Most 20-Rebound Games

Rk	Name, Years	No
1.	Mike Lewis, 1966-68 [1-5]	8
	Randy Denton, 1969-71 [1-5]	8
3.	Art Heyman, 1961-63	3
4.	Carroll Youngkin, 1959-61	1
	Jack Marin, 1964-66	1
	Cherokee Parks, 1992-95	1
	Elton Brand, 1998-99	1
	Miles Plumlee, 2009-12	1
	Jahlil Okafor, 2015	1

Most 10-Assist Games

Rk	Name, Years	No
1.	Bobby Hurlley, 1990-93 [2]	33
2.	Jason Williams, 2000-02 [1-10]	14
3.	Chris Duhon, 2001-04	12
4.	Tommy Amaker, 1984-87	7
	Quin Snyder, 1986-89	7
6.	Dick DeVenzio, 1969-71	5
7.	Quinn Cook, 2012-15	4
8.	Bob Bender, 1978-80	2
	Steve Wojciechowski, 1995-98	2
	William Avery, 1998-99	2
	Nolan Smith, 2008-11	2
	Tyus Jones, 2015	2

Most 5-Blocked Shots Games

Rk	Name, Years	No
1.	Shelden Williams, 2003-06	32
2.	Mike Gminski, 1977-80	20
3.	Cherokee Parks, 1992-95	8
4.	Shane Battier, 1999-02	6
5.	Josh McRoberts, 2005-07	5
6.	Antonio Lang, 1991-94	4
	Mason Plumlee, 2010-13	4
8.	Elton Brand, 1998-99	3
	Casey Sanders, 2000-03	3
10.	Grant Hill, 1991-94	2
	Marshall Plumlee, 2013-16	2

Dunks

Rk	Name, Year	No
1.	Mason Plumlee, 2010-13	217
2.	Robert Brickey, 1987-90	147
3.	Shelden Williams, 2003-06	146
4.	Grant Hill, 1991-94	135
5.	Carlos Boozer, 2000-02	116
6.	Gerald Henderson, 2007-09	108
7.	Cherokee Parks, 1992-95	105
8.	Josh McRoberts, 2005-07	96
9.	Chris Carrawell, 1997-2000	92
10.	Miles Plumlee, 2009-12	89

◆ - NCAA Record; ▲ - ACC Record
[#] - ACC All-Time Career Leaders In Parentheses

Season Records

Points

Rk	Name, Year	G	Pts	Avg
1.	J.J. Redick (Sr.), 2006 [2]	36	964	26.8
2.	Jason Williams (So.), 2001 [9]	39	841	21.6
3.	Dick Groat (Sr.), 1951	33	831	25.2
4.	Johnny Dawkins (Sr.), 1986	40	809	20.2
5.	Danny Ferry (Sr.), 1989	35	791	22.6
6.	Dick Groat (Sr.), 1952	30	780	26.0
7.	Grayson Allen (So.), 2016	36	779	21.6
8.	Shane Battier (Sr.), 2001	39	778	19.9
9.	Christian Laettner (Sr.), 1991	39	771	19.8
10.	Nolan Smith (Sr.), 2011	37	764	20.6
11.	Christian Laettner (Sr.), 1992	35	751	21.5
12.	Jeff Mullins (Sr.), 1964	31	750	24.2
13.	Art Heyman (Sr.), 1963	30	747	24.9
14.	Jason Williams (Sr.), 2002	35	746	21.3
15.	Jon Scheyer (Sr.), 2010	40	728	18.2
16.	J.J. Redick (Sr.), 2005	33	721	21.8
17.	Jim Spanarkel (Sr.), 1978	34	708	20.8
18.	Kyle Singler (Sr.), 2010	40	707	17.7
19.	Bob Verga (Sr.), 1967	27	705	26.1
20.	Mike Gminski (Sr.), 1980	33	704	21.3

Active, Season: Grayson Allen, 2016 - 779
 Coach K Era, Season: J.J. Redick, 2006 - 964
 ACC Play, Season: J.J. Redick, 2006 - 470
 Postseason, Season: Johnny Dawkins, 1986 - 213
 ACC Tournament, Season: Art Heyman, 1961 - 80
 NCAA Tournament, Season: Jason Williams, 2001 - 154
 Freshman, Season: Jabari Parker, 2014 - 670
 Sophomore, Season: Jason Williams, 2001 - 841
 Junior, Season: Dick Groat, 1951 - 831
 Senior, Season: J.J. Redick, 2006 - 964
 Cameron Indoor Stadium, Season: J.J. Redick, 2006 - 390

Scoring Average

Rk	Name, Year	G	Pts	Avg
1.	J.J. Redick (Sr.), 2006	36	964	26.8
2.	Bob Verga (Sr.), 1967	27	705	26.1
3.	Dick Groat (Sr.), 1952	30	780	26.0
4.	Art Heyman (Sr.), 1962	24	608	25.3
5.	Dick Groat (Sr.), 1951	33	831	25.18
6.	Art Heyman (Sr.), 1961	25	629	25.16
7.	Art Heyman (Sr.), 1963	30	747	24.9
8.	Tate Armstrong (Sr.), 1976	27	654	24.22
9.	Jeff Mullins (Sr.), 1964	31	750	24.19
10.	Danny Ferry (Sr.), 1989	35	791	22.6
11.	Ronnie Mayer (Sr.), 1956	25	553	22.1
12.	J.J. Redick (Sr.), 2005	33	721	21.8
13.	Mike Lewis (Sr.), 1968	28	608	21.71
14.	Ronnie Mayer (Sr.), 1955	28	607	21.68
15.	Grayson Allen (So.), 2016	36	779	21.64
16.	Jason Williams (So.), 2001	39	841	21.56
17.	Randy Denton (Sr.), 1970	26	560	21.54
18.	Christian Laettner (Sr.), 1992	35	751	21.46
19.	Bob Verga (Sr.), 1965	25	534	21.4
20.	Mike Gminski (Sr.), 1980	33	704	21.33

Minimum 20 games played

Field Goals Made

Rk	Name, Year	FG
1.	Johnny Dawkins (Sr.), 1986 [5]	331
2.	J.J. Redick (Sr.), 2006	302
3.	Jeff Mullins (Sr.), 1964	300
4.	Danny Ferry (Sr.), 1989	300
5.	Dick Groat (Sr.), 1952	288
6.	Dick Groat (Sr.), 1951	285
7.	Jason Williams (So.), 2001	285
8.	Bob Verga (Sr.), 1967	283
9.	Jahlil Okafor (Fr.), 2015	279
10.	Christian Laettner (Sr.), 1991	271

Field Goal Attempts

Rk	Name, Year	FGA
1.	Dick Groat (Sr.), 1951	713
2.	Dick Groat (Sr.), 1952	700
3.	J.J. Redick (Sr.), 2006	643
4.	Bob Verga (Sr.), 1967	614
5.	Jeff Mullins (Sr.), 1964	613
6.	Johnny Dawkins (Sr.), 1986	603
7.	Jason Williams (So.), 2001	603
8.	Art Heyman (Sr.), 1963	586
9.	Danny Ferry (Sr.), 1989	575
10.	Nolan Smith (Sr.), 2011	568

Field Goal Pct.

Rk	Name, Year	FG	FGA	Pct
1.	Christian Laettner (Sr.), 1989	115	159	.723
2.	Marshall Plumlee (Sr.), 2016	106	154	.688
3.	Carlos Boozer (Sr.), 2002 [4]	230	346	.665
4.	Jahlil Okafor (Fr.), 2015 [5]	279	420	.664
5.	Cherokee Parks (Sr.), 1993 [8]	161	247	.652
6.	Alaa Abdelnaby (Sr.), 1989	123	194	.634
7.	Erik Meek (Sr.), 1995	118	190	.621
8.	Elton Brand (Sr.), 1999	255	411	.6204
9.	Bob Fleischer (Sr.), 1975	178	287	.6202
10.	Alaa Abdelnaby (Sr.), 1990	217	350	.6200

Minimum 100 field goals made

3-Point Field Goals Made

Rk	Name, Year	3FG
1.	▲J.J. Redick (Sr.), 2006 [1]	139
2.	Jason Williams (So.), 2001 [3]	132
3.	Shane Battier (Sr.), 2001 [5]	124
4.	J.J. Redick (Sr.), 2005 [6]	121
5.	Trajan Langdon (Sr.), 1999 [8]	112
6.	Jon Scheyer (Sr.), 2010 [10]	110
7.	Jason Williams (Sr.), 2002	108
8.	J.J. Redick (So.), 2004	102
9.	Quinn Cook (Sr.), 2015	102
10.	J.J. Redick (Sr.), 2003	95
	Seth Curry (Sr.), 2013	95

3-Point Field Goal Attempts

Rk	Name, Year	3FGA
1.	J.J. Redick (Sr.), 2006	330
2.	Jason Williams (So.), 2001	309
3.	J.J. Redick (Sr.), 2005	300
4.	Shane Battier (Sr.), 2001	296
5.	Jon Scheyer (Sr.), 2010	287
6.	Jason Williams (Sr.), 2002	282
7.	J.J. Redick (So.), 2004	258
	Quinn Cook (Sr.), 2015	258
9.	Trajan Langdon (Sr.), 1999	254
10.	J.J. Redick (Sr.), 2003	238

3-Point Field Goal Pct.

Rk	Name, Year	FG	FGA	Pct
1.	▲Christian Laettner (Sr.), 1992 [1]	54	97	.557
2.	Chip Engelland (Sr.), 1983	41	74	.554
3.	Jeff Capel (So.), 1995	63	137	.460
4.	Greg Paulus (So.), 2007	68	151	.450
5.	Quinn Snyder (Sr.), 1988	41	92	.446
6.	Shane Battier (Sr.), 2000	79	178	.444
7.	Chris Collins (Sr.), 1996	79	179	.4413
8.	Trajan Langdon (So.), 1997	86	195	.4410
9.	Trajan Langdon (Sr.), 1999	112	254	.4409
10.	Seth Curry (Sr.), 2013	95	217	.438

Minimum 35 three-point field goals made

Free Throws Made

Rk	Name, Year	FT
1.	Dick Groat (Sr.), 1951	261
2.	Christian Laettner (So.), 1990	225
3.	J.J. Redick (Sr.), 2006	221
4.	Jim Spanarkel (Sr.), 1978	220
5.	Art Heyman (Sr.), 1963	217
6.	Christian Laettner (Sr.), 1991	211
7.	Grayson Allen (So.), 2016	211
8.	Dick Groat (Sr.), 1952	204
9.	Shelden Williams (Sr.), 2006	201
10.	J.J. Redick (Sr.), 2005	196

Free Throw Attempts

Rk	Name, Year	FTA
1.	Dick Groat (Sr.), 1951	331
2.	Art Heyman (Sr.), 1963	314
3.	Dick Groat (Sr.), 1952	281
4.	Art Heyman (Sr.), 1962	276
5.	Shelden Williams (Sr.), 2006	270
6.	Christian Laettner (So.), 1990	269
7.	Art Heyman (Sr.), 1961	263
8.	Christian Laettner (Sr.), 1991	263
9.	Elton Brand (Sr.), 1999	256
10.	J.J. Redick (Sr.), 2006	256

Free Throw Pct.

Rk	Name, Year	FT	FTA	Pct
1.	▲J.J. Redick (So.), 2004 [1]	143	150	.953
2.	J.J. Redick (Sr.), 2005 [2]	196	209	.938
3.	J.J. Redick (Sr.), 2003 [3]	102	111	.919
4.	Trajan Langdon (So.), 1997	113	126	.897
5.	Jon Scheyer (So.), 2008	120	135	.889
	Tyus Jones (Sr.), 2015	144	162	.889
7.	Trajan Langdon (Sr.), 1998	101	114	.886
8.	Jon Scheyer (Sr.), 2010	194	221	.878
9.	Seth Curry (Sr.), 2012	103	118	.873
10.	J.J. Redick (Sr.), 2006	221	256	.8633

Minimum 100 free throws made

Rebounds

Rk	Name, Year	G	Reb	Avg
1.	Bernie Janicki (So.), 1952	30	476	15.9
2.	Mike Lewis (Sr.), 1968	28	402	14.4
3.	Randy Denton (Sr.), 1971	30	385	12.8
4.	Shelden Williams (Sr.), 2006	36	384	10.7
5.	Elton Brand (So.), 1999	39	382	9.8
6.	Shelden Williams (Sr.), 2005	33	369	11.2
7.	Christian Laettner (So.), 1990	38	364	9.6
8.	Mike Gminski (Sr.), 1980	33	359	10.9
	Mason Plumlee (Sr.), 2013	36	359	10.0
10.	Randy Denton (So.), 1969	28	358	12.8
11.	Ronnie Mayer (Sr.), 1955	28	348	12.4
12.	Christian Laettner (Sr.), 1991	39	340	8.7
13.	Mike Lewis (So.), 1966	30	329	11.0
14.	Art Heyman (Sr.), 1963	30	324	10.8
	Randy Denton (Sr.), 1970	26	324	12.5
16.	Bob Fleischer (Sr.), 1974	26	323	12.4
17.	Jahlil Okafor (Fr.), 2015	38	322	8.5
18.	Mike Lewis (Sr.), 1967	26	320	12.3
19.	Mike Gminski (So.), 1978	32	319	10.0
20.	Shelden Williams (So.), 2004	37	314	8.5

Active, Season: Amile Jefferson, 2014 - 240
 Coach K Era, Season: Shelden Williams, 2006 - 384
 ACC Play, Season: Mike Lewis, 1968 - 241
 Postseason, Season: Jay Buckley, 1963 - 93
 ACC Tournament, Season: Carroll Youngkin, 1961 - 48
 NCAA Tournament, Season: Shane Battier, 2001 - 61
 Freshman, Season: Jahlil Okafor, 2015 - 322
 Sophomore, Season: Bernie Janicki, 1952 - 476
 Junior, Season: Shelden Williams, 2005 - 369
 Senior, Season: Mike Lewis, 1968 - 402
 Cameron Indoor Stadium, Season: Shelden Williams, 2005 - 190

Rebound Average

Rk	Name, Year	G	Reb	Avg
1.	Bernie Janicki (So.), 1952	30	476	15.9
2.	Mike Lewis (Sr.), 1968	28	402	14.4
3.	Randy Denton (Sr.), 1971	30	385	12.83
4.	Randy Denton (So.), 1969	28	358	12.79
5.	Randy Denton (Jr.), 1970	26	324	12.5
6.	Ronnie Mayer (Jr.), 1955	28	348	12.43
7.	Bob Fleischer (Jr.), 1974	26	323	12.42
8.	Mike Lewis (Jr.), 1967	26	320	12.3
9.	Alan Shaw (Jr.), 1972	26	308	11.8
10.	Jim Newcome (Jr.), 1957	24	273	11.4

Offensive Rebounds

Rk	Name, Years	G	OReb	Avg
1.	Brian Zoubek (Sr.), 2010	40	143	3.6
2.	Elton Brand (So.), 1999	39	139	3.6
3.	Jahlil Okafor (Fr.), 2015	38	134	3.5
4.	Christian Laettner (So.), 1990	38	129	3.4
5.	Shelden Williams (Jr.), 2005	33	127	3.8
6.	Carlos Boozer (Jr.), 2002	35	119	3.4
	Shelden Williams (So.), 2004	37	119	3.2
	Marshall Plumlee (Gr.), 2016	36	119	3.3
9.	Shelden Williams (Sr.), 2006	36	117	3.3
10.	Kyle Singler (So.), 2009	37	112	3.0

Assists

Rk	Name, Year	G	Ast	Avg
1.	Bobby Hurley (So.), 1991 [4]	39	289	7.4
2.	Bobby Hurley (Fr.), 1990 [5]	38	288	7.6
3.	Bobby Hurley (Sr.), 1993	32	262	8.2
4.	Tommy Amaker (Jr.), 1986	40	241	6.0
5.	Bobby Hurley (Jr.), 1992	31	237	7.6
	Jason Williams (So.), 2001	39	237	6.1
7.	Dick Groat (Sr.), 1952	30	229	7.6
8.	Chris Duhon (Sr.), 2004	37	225	6.1
9.	Quin Snyder (Sr.), 1989	36	223	6.2
10.	Jason Williams (Fr.), 2000	34	220	6.5
11.	Tyus Jones (Fr.), 2015	39	217	5.6
12.	Chris Duhon (Jr.), 2003	33	212	6.4
13.	Chris Duhon (So.), 2002	35	208	5.9
14.	Quin Snyder (Jr.), 1988	35	198	5.6
15.	William Avery (So.), 1999	39	196	5.0
16.	Jon Scheyer (Sr.), 2010	40	194	4.9
17.	Quinn Cook (So.), 2013	36	190	5.3
18.	Nolan Smith (Sr.), 2011	37	189	5.1
19.	Jason Williams (Jr.), 2002	35	187	5.3
	Greg Paulus (Fr.), 2006	36	187	5.2

Active, Season: Grayson Allen, 2016 - 127
Coach K Era, Season: Bobby Hurley, 1991 - 289
ACC Play, Season: Bobby Hurley, 1993 - 127
Postseason, Season: Bobby Hurley, 1992 - 73
ACC Tournament, Season: Jason Williams, 2000 - 27
NCAA Tournament, Season: Bobby Hurley, 1992 - 47
Freshman, Season: Bobby Hurley, 1990 - 288
Sophomore, Season: Bobby Hurley, 1991 - 289
Junior, Season: Tommy Amaker, 1986 - 241
Senior, Season: Bobby Hurley, 1993 - 262
Cameron Indoor Stadium, Season: Bobby Hurley, 1993 - 137

Assists Per Game

Rk	Name, Years	G	Ast	Avg
1.	Bobby Hurley (Sr.), 1993 [7]	32	262	8.2
2.	Bobby Hurley (Jr.), 1992	31	237	7.65
3.	Dick Groat (Sr.), 1952	30	229	7.63
4.	Bobby Hurley (Fr.), 1990	38	288	7.58
5.	Bobby Hurley (So.), 1991	39	289	7.4
6.	Jason Williams (Fr.), 2000	34	220	6.5
7.	Chris Duhon (Jr.), 2003	33	212	6.4
8.	Quin Snyder (Sr.), 1989	36	223	6.2
9.	Chris Duhon (Sr.), 2004	37	225	6.081
10.	Jason Williams (So.), 2001	39	237	6.076

Blocked Shots

Rk	Name, Year	G	Blk	Avg
1.	Shelden Williams (Sr.), 2006 [4]	36	137	3.8
2.	Shelden Williams (Jr.), 2005 [6]	33	122	3.7
3.	Shelden Williams (So.), 2004	37	111	3.0
4.	Mike Gminski (Sr.), 1980	33	97	2.9
5.	Mike Gminski (So.), 1978	32	92	2.9
6.	Mike Gminski (Fr.), 1977	27	90	3.3
7.	Shane Battier (Sr.), 2001	39	88	2.3
8.	Elton Brand (So.), 1999	39	86	2.2
9.	Josh McRoberts (So.), 2007	33	82	2.5
10.	Cherokee Parks (Jr.), 1994	34	76	2.2
11.	Shane Battier (Jr.), 2000	34	70	2.1
12.	Mike Gminski (Jr.), 1979	30	66	2.2
13.	Cherokee Parks (So.), 1993	32	64	2.0
14.	Mason Plumlee (So.), 2011	37	62	1.7
15.	Shavlik Randolph (So.), 2004	37	61	1.6
16.	Marshall Plumlee (Gr.), 2016	36	59	1.6
17.	Cherokee Parks (Sr.), 1995	31	55	1.8
	Mason Plumlee (Jr.), 2012	34	55	1.6
19.	Casey Sanders (Sr.), 2003	33	54	1.6
	Jahlil Okafor (Fr.), 2015	38	54	1.4

Active, Season: Amile Jefferson, 2015 - 26
Coach K Era, Season: Shelden Williams, 2006 - 137
ACC Play, Season: Shelden Williams, 2006 - 68
Postseason, Season: Cherokee Parks, 1994 - 28
ACC Tournament, Season: Shelden Williams, 2005 - 11
NCAA Tournament, Season: Cherokee Parks, 1994 - 18
Freshman, Season: Mike Gminski, 1977 - 90
Sophomore, Season: Shelden Williams, 2004 - 111
Junior, Season: Shelden Williams, 2005 - 122
Senior, Season: Shelden Williams, 2006 - 137
Cameron Indoor Stadium, Season: Shelden Williams, 2005 - 68

Blocked Shots Per Game

Rk	Name, Year	G	Blk	Avg
1.	Shelden Williams (Sr.), 2006	36	137	3.81
2.	Shelden Williams (Jr.), 2005	33	122	3.70
3.	Mike Gminski (Fr.), 1977	27	90	3.33
4.	Shelden Williams (So.), 2004	37	111	3.00
5.	Mike Gminski (Sr.), 1980	33	97	2.94
6.	Mike Gminski (So.), 1978	33	92	2.88
7.	Josh McRoberts (So.), 2007	33	82	2.48
8.	Shane Battier (Sr.), 2001	39	88	2.26
9.	Cherokee Parks (Jr.), 1994	34	76	2.24
10.	Elton Brand (So.), 1999	39	86	2.21

Steals

Rk	Name, Year	G	St	Avg
1.	Jim Spanarkel (Jr.), 1978 [9]	34	93	2.7
2.	Steve Wojciechowski (Jr.), 1997	33	82	2.5
	Shane Battier (Sr.), 2001	39	82	2.1
	Chris Duhon (So.), 2002	35	82	2.3
5.	Tommy Amaker (Jr.), 1986	40	81	2.0
	Jason Williams (Fr.), 2000	34	81	2.4
7.	Mike Dunleavy (Jr.), 2002	35	80	2.3
	Chris Duhon (Sr.), 2004	37	80	2.2
9.	Jason Williams (So.), 2001	39	78	2.0
10.	Chris Duhon (Fr.), 2001	39	77	2.0
11.	Jason Williams (Jr.), 2002	35	76	2.2
12.	Christian Laettner (Jr.), 1991	39	75	1.9
13.	Christian Laettner (Sr.), 1992	35	74	2.1
	Steve Wojciechowski (Sr.), 1998	36	74	2.1
15.	Quin Snyder (Sr.), 1989	36	73	2.0
16.	Jim Spanarkel (So.), 1977	27	69	2.6
17.	Shane Battier (Jr.), 2000	34	68	2.0
18.	Bobby Hurley (Fr.), 1990	38	67	1.8
19.	Shane Battier (So.), 1999	37	65	1.8
	Daniel Ewing (Sr.), 2005	33	65	2.0
	Jon Scheyer (Sr.), 2010	40	65	1.6

Active, Season: Grayson Allen, 2016 - 47
Coach K Era, Season: 3x, last by Chris Duhon, 2002 - 82
ACC Play, Season: Chris Duhon, 2002 - 45
Postseason, Season: Christian Laettner, 1992 - 27
ACC Tournament, Season: Christian Laettner, 1992 - 14
NCAA Tournament, Season: Tommy Amaker, 1986 - 18
Freshman, Season: Jason Williams, 2000 - 81
Sophomore, Season: Chris Duhon, 2002 - 82
Junior, Season: Jim Spanarkel, 1978 - 93
Senior, Season: Shane Battier, 2001 - 82
Cameron Indoor Stadium, Season: Steve Wojciechowski, 1997 - 49

Steals Per Game

Rk	Name, Years	G	St	Avg
1.	Jim Spanarkel (Jr.), 1978	34	93	2.74
2.	Jim Spanarkel (So.), 1977	27	69	2.56
3.	Steve Wojciechowski (Jr.), 1997	33	82	2.48
4.	Grant Hill (Jr.), 1993	26	64	2.46
5.	Jason Williams (Fr.), 2000	34	81	2.38
6.	Chris Duhon (So.), 2002	35	81	2.34
7.	Mike Dunleavy (Jr.), 2002	35	80	2.29
8.	George Moses (Sr.), 1976	27	61	2.26
9.	Jason Williams (Jr.), 2002	35	76	2.17
10.	Chris Duhon (Sr.), 2004	37	80	2.16

Assist-to-Turnover Ratio

Rk	Name, Years	A	TO	A:TO
1.	Steve Wojciechowski, 1997	176	58	3.03:1
2.	Jon Scheyer, 2010	194	65	2.98:1
3.	Tommy Amaker, 1985	184	64	2.88:1
4.	Tyus Jones, 2015	217	76	2.86:1
5.	Chris Duhon, 2001	174	61	2.85:1
6.	Quinn Cook, 2013	153	57	2.68:1
7.	Steve Wojciechowski, 1998	164	64	2.56:1
8.	Tommy Amaker, 1986	241	96	2.51:1
9.	Bob Bender, 1978	82	33	2.48:1
10.	Billy King, 1988	122	50	2.44:1

minimum 20 games played and 3.0 assist per game

Turnovers

Rk	Name, Years	TO
1.	Bobby Hurley (Fr.), 1990	166
2.	Jason Williams (So.) 2001	154
3.	Bobby Hurley (So.), 1991	151
4.	Jason Williams (Fr.), 2000	139
5.	Gene Banks (Fr.), 1978	134
6.	Jason Williams (Jr.), 2002	131
7.	Christian Laettner (Jr.), 1991	121
8.	Greg Paulus (Fr.), 2006	118
	Nolan Smith (Sr.), 2011	118
10.	Jim Spanarkel (Jr.), 1978	117

Charges Taken

Rk	Name, Year	No
1.	Shane Battier (So.), 1999	36
2.	Shane Battier (Fr.), 1998	29
3.	Shane Battier (Sr.), 2001	26
4.	Dan Meagher (Sr.), 1985	25
	Billy King (Sr.), 1988	25
6.	Bobby Hurley (Fr.), 1990	24
7.	Dan Meagher (Jr.), 1984	22
	David Henderson (Sr.), 1986	22
	Danny Ferry (Sr.), 1989	22
	Shavlik Randolph (Jr.), 2005	22

Dunks

Rk	Name, Year	No
1.	Mason Plumlee (Sr.), 2013	87
2.	Jahlil Okafor (Fr.), 2015	64
3.	Jabari Parker (Fr.), 2014	61
4.	Mason Plumlee (Jr.), 2012	60
	Marshall Plumlee (Gr.), 2016	60
6.	Shelden Williams (Sr.), 2006	58
7.	Robert Brickey (Jr.), 1989	56
8.	Josh McRoberts (Fr.), 2006	54
9.	Elton Brand (So.), 1999	50
10.	Grant Hill (So.), 1992	48

Personal Fouls

Rk	Name, Year	PF
1.	▲ Brian Zoubek (Sr.), 2010 [1]	138
2.	Dick Groat (Jr.), 1951	128
3.	Lance Thomas (Sr.), 2010	121
4.	Christian Laettner (So.), 1990 Shelden Williams (So.), 2004	120
6.	Mark Alarie (Sr.), 1986 Danny Ferry (Fr.), 1986	119
8.	Dan Meagher (Jr.), 1984	118
9.	Shelden Williams (Sr.), 2006	114
10.	Junior Morgan (Jr.), 1955	113

Times Disqualified (Fouls)

Rk	Name, Year	DO
1.	▲ Willie Hodge (Sr.), 1976 [1]	14
2.	Junior Morgan (Jr.), 1955	13
3.	Jim Kulpan (Sr.), 1951 Dick Groat (Jr.), 1951 Dick Groat (Sr.), 1952 Bill Riegel (Sr.), 1953	10
7.	Ronnie Mayer (Fr.), 1955 Willie Hodge (Jr.), 1975 George Moses (Sr.), 1976 Taymon Domzalski (Fr.), 1996	9

Games Played

Rk	Name, Year	GP
1.	Mark Alarie (Sr.), 1986 [1-1]	40
	Tommy Amaker (Jr.), 1986 [1-1]	40
	Johnny Dawkins (Sr.), 1986 [1-1]	40
	Danny Ferry (Fr.), 1986 [1-1]	40
	Billy King (So.), 1986 [1-1]	40
	Jon Scheyer (Sr.), 2010 [1-1]	40
	Brian Zoubek (Sr.), 2010 [1-1]	40
	Lance Thomas (Sr.), 2010 [1-1]	40
	Kyle Singler (Jr.), 2010 [1-1]	40
	Miles Plumlee (So.), 2010 [1-1]	40
11.	22 players	39

Games Started

Rk	Name, Year	GS
1.	Mark Alarie (Sr.), 1986 [1-1]	40
	Tommy Amaker (Jr.), 1986 [1-1]	40
	Johnny Dawkins (Sr.), 1986 [1-1]	40
	Jon Scheyer (Sr.), 2010 [1-1]	40
	Kyle Singler (Jr.), 2010 [1-1]	40
6.	David Henderson (Sr.), 1986 [1-8]	39
	Bobby Hurley (So.), 1991 [1-8]	39
	Christian Laettner (Jr.), 1991 [1-8]	39
	William Avery (So.), 1999 [1-8]	39
	Chris Carrawell (Jr.), 1999 [1-8]	39
	Shane Battier (Sr.), 2001 [1-8]	39
	Mike Dunleavy (So.), 2001 [1-8]	39
	Jason Williams (So.), 2001 [1-8]	39
	Lance Thomas (Sr.), 2010 [1-8]	39
	Quinn Cook (Sr.), 2015 [1-8]	39
	Tyus Jones (Fr.), 2015 [1-8]	39
	Justise Winslow (Fr.), 2015 [1-8]	39

Minutes Played

Rk	Name, Year	Min
1.	Jon Scheyer (Sr.), 2010	1,470
2.	Kyle Singler (Jr.), 2010	1,436
3.	Quinn Cook (Sr.), 2015	1,396
4.	Shane Battier (Sr.), 2001	1,363
5.	Bobby Hurley (So.), 1991	1,353
6.	Nolan Smith (Jr.), 2010	1,349
7.	J.J. Redick (Sr.), 2006	1,336
8.	Johnny Dawkins (Sr.), 1986	1,324
9.	Tyus Jones (Fr.), 2015	1,322
10.	Grayson Allen (So.), 2016	1,317

Double-Figure Scoring Games

Rk	Name, Year	No
1.	Mark Alarie (Sr.), 1986 Johnny Dawkins (Sr.), 1986	39
3.	Elton Brand (So.), 1999 Jon Scheyer (Sr.), 2010	38
5.	Christian Laettner (Jr.), 1991	37
6.	Shane Battier (Sr.), 2001 Jason Williams (So.), 2001 J.J. Redick (Sr.), 2006 Nolan Smith (Jr.), 2010 Kyle Singler (Jr.), 2010	36

Double-Doubles

Rk	Name, Year	No
1.	Mike Lewis (Sr.), 1968 [1-6]	24
2.	Randy Denton (Sr.), 1971 [1-10]	22
3.	Mike Gminski (So.), 1978 [1-15] Shelden Williams (Sr.), 2006 [1-23]	21
5.	Mike Gminski (Sr.), 1980 Shelden Williams (Jr.), 2005	20
7.	Randy Denton (So.), 1969 Bob Fleischer (Jr.), 1974 Elton Brand (So.), 1999	19
10.	Christian Laettner (Jr.), 1991 Mason Plumlee (Sr.), 2013	18

Most 20-20 Games (Points-Rebounds)

Rk	Name, Year	No
1.	Mike Lewis (Sr.), 1968 Randy Denton (Jr.), 1970	3
3.	Randy Denton (Sr.), 1971	2
4.	Carroll Youngkin (So.), 1959 Art Heyman (So.), 1961 Art Heyman (Jr.), 1962 Art Heyman (Sr.), 1963 Mike Lewis (Jr.), 1967 Randy Denton (So.), 1969 Elton Brand (So.), 1999 Jahlil Okafor (Fr.), 2015	1

Most 20-Point Games

Rk	Name, Year	No
1.	Dick Groat (Jr.), 1951 J.J. Redick (Sr.), 2006 [1-2]	28
3.	Johnny Dawkins (Sr.), 1986 [1-6]	26
4.	Jeff Mullins (Sr.), 1964 [1-9]	25
5.	Dick Groat (Sr.), 1952 Art Heyman (Sr.), 1963 Jason Williams (So.), 2001	24
8.	Bob Verga (Sr.), 1967 Jim Spanarkel (Jr.), 1978	23
10.	Danny Ferry (Sr.), 1989 Shane Battier (Sr.), 2001	22

Most 30-Point Games

Rk	Name, Year	No
1.	J.J. Redick (Sr.), 2006 [4]	14
2.	Bob Verga (Sr.), 1967 [1-8]	10
3.	Dick Groat (Jr.), 1951 Dick Groat (Sr.), 1952	9
5.	Mike Lewis (Sr.), 1968	8
6.	Art Heyman (So.), 1961 Art Heyman (Jr.), 1962	7
8.	Randy Denton (Jr.), 1970 Tate Armstrong (Jr.), 1976 Jason Williams (So.), 2001	6

Most 40-Point Games

Rk	Name, Year	No
1.	Dick Groat (Sr.), 1952 J.J. Redick (Sr.), 2006 [1-4]	3
3.	Tate Armstrong (Jr.), 1976	2
4.	Art Heyman (Sr.), 1963 Jeff Mullins (Sr.), 1964 Bob Verga (Sr.), 1967 Danny Ferry (Sr.), 1989	1

Most 10-Rebound Games

Rk	Name, Year	No
1.	Mike Lewis (Sr.), 1968	24
2.	Randy Denton (Sr.), 1971	23
3.	Shelden Williams (Jr.), 2005 Shelden Williams (Sr.), 2006	22
5.	Randy Denton (So.), 1969 Bob Fleischer (Jr.), 1974 Mike Gminski (So.), 1978 Mike Gminski (Sr.), 1980	21
9.	Elton Brand (So.), 1999	20
10.	Christian Laettner (Jr.), 1991 Mason Plumlee (Sr.), 2013	19

Most 15-Rebound Games

Rk	Name, Year	No
1.	Mike Lewis (Sr.), 1968	16
2.	Randy Denton (So.), 1969 Randy Denton (Jr.), 1970 Randy Denton (Sr.), 1971 Alan Shaw (Jr.), 1972	9
6.	Mike Lewis (Jr.), 1967 Bob Fleischer (Jr.), 1974	7
8.	Mike Lewis (So.), 1966 Mike Gminski (Fr.), 1977 Mike Gminski (Sr.), 1980 Shelden Williams (Jr.), 2005 Shelden Williams (Sr.), 2006	6

Most 20-Rebound Games

Rk	Name, Year	No
1.	Mike Lewis (Sr.), 1968 [1-3]	5
2.	Randy Denton (So.), 1969 Randy Denton (Jr.), 1970	3
4.	Mike Lewis (So.), 1966 Randy Denton (Sr.), 1971	2
6.	Carroll Youngkin (So.), 1959 Art Heyman (So.), 1961 Art Heyman (Jr.), 1962 Art Heyman (Sr.), 1963 Jack Marin (Jr.), 1965 Mike Lewis (Jr.), 1967 Cherokee Parks (Jr.), 1994 Elton Brand (So.), 1999 Miles Plumlee (Jr.), 2012 Jahlil Okafor (Fr.), 2015	1

Most 10-Assist Games

Rk	Name, Year	No
1.	Bobby Hurley (Fr.), 1990 Bobby Hurley (Jr.), 1992	9
3.	Bobby Hurley (Sr.), 1993	8
4.	Bobby Hurley (So.), 1991 Jason Williams (Fr.), 2000	7
6.	Jason Williams (So.), 2001 Dick DeVenzio (So.), 1969 Quinn Snyder (Sr.), 1989 Chris Duhon (So.), 2002 Chris Duhon (Jr.), 2003	4

Most 5-Blocked Shots Games

Rk	Name, Year	No
1.	Shelden Williams (Sr.), 2006	12
2.	Shelden Williams (Jr.), 2005	10
3.	Shelden Williams (So.), 2004	9
4.	Mike Gminski (So.), 1978	7
5.	Mike Gminski (Fr.), 1977	6
6.	Mike Gminski (Sr.), 1980 Josh McRoberts (So.), 2007	5
8.	Cherokee Parks (Jr.), 1994	4
9.	Cherokee Parks (So.), 1993 Elton Brand (So.), 1999 Shane Battier (Jr.), 2000 Shane Battier (Sr.), 2001 Mason Plumlee (So.), 2011	3

◆ - NCAA Record
[#] - ACC All-Time Career Leaders In Parentheses

RECORDS

Game Records

Points

Rk	Name vs. Opponent, Date	Pts
1.	Nanny Ferry (Sr.) at Miami, 12/10/1988 [1]	58
2.	■ Dick Groat (Sr.) vs. North Carolina, 2/29/1952	48
3.	Dick Groat (Sr.) vs. George Washington, 2/2/1952	46
4.	Jeff Mullins (Sr.) vs. Villanova, 3/13/1964	43
5.	Tate Armstrong (Sr.) vs. Clemson, 2/25/1976	42
6.	Bob Verga (Sr.) vs. Ohio State, 12/29/1966	41
	J.J. Redick (Sr.) vs. Texas, 12/10/2005	41
	J.J. Redick (Sr.) at Georgetown, 1/21/2006	41
9.	Dick Groat (Sr.) at South Carolina, 2/23/1952	40
	Art Heyman (Sr.) vs. North Carolina, 2/23/1963	40
	Tate Armstrong (Sr.) vs. N.C. State, 2/18/1976	40
	J.J. Redick (Sr.) vs. Virginia, 1/28/2006	40
13.	Art Heyman (Sr.) at South Carolina, 12/13/1961	39
	Bob Verga (Sr.) at Wake Forest, 2/28/1967	39
	Gary Melchionni (Sr.) vs. Maryland, 2/3/1973	39
16.	Bill Reigel (Sr.) at Wake Forest, 2/12/1953	38
	Ronnie Mayer (Sr.) vs. Maryland, 1/14/1956	38
	Art Heyman (Sr.) vs. Maryland, 1/13/1962	38
	Bob Verga (Sr.) vs. Penn State, 1/3/1967	38
	Tate Armstrong (Sr.) at Virginia, 2/11/1976	38
	Jason Williams (Sr.) vs. Kentucky, 12/18/2001	38
	J.J. Redick (Sr.) vs. Wake Forest, 2/20/2005	38

Active, Game: Grayson Allen vs. Long Beach State, 12/30/2015 - 33
Coach K Era, Game: Danny Ferry at Miami, 12/10/1988 - 58
ACC Play, Game: Tate Armstrong vs. Clemson, 2/25/1976 - 42
Southern Conference Play, Game: Dick Groat vs. N. Carolina, 2/29/1952 - 48
Postseason, Game: Jeff Mullins vs. Villanova, 2/23/1964 - 43
ACC Tournament, Game: Bob Verga vs. Virginia, 3/9/1967;
J.J. Redick vs. N.C. State, 3/12/2005 - 35
NCAA Tournament, Game: Jeff Mullins vs. Villanova, 2/13/1964 - 43
Cameron Indoor Stadium, Game: Dick Groat vs. N. Carolina, 2/29/1952 - 48
Freshman, Game: J.J. Redick vs. Virginia, 1/15/2003 - 34
Sophomore, Game: Bill Reigel at Wake Forest, 2/12/1953;
Jason Williams vs. Kentucky, 12/18/2001 - 38
Junior, Game: Tate Armstrong vs. Clemson, 2/26/1976 - 42
Senior, Game: Danny Ferry at Miami, 12/10/1988 - 58
In a Season Opener: Art Heyman vs. Davidson, 12/11/1962 - 36
In a Conference Opener: Jim Spanarkel vs. Maryland, 1/4/1978;
Danny Ferry vs. Wake Forest, 12/21/1988 - 33
Off the Bench: Grayson Allen vs. VCU, 11/20/2015 - 30

Field Goals Made

Rk	Name vs. Opponent, Date	FG
1.	Danny Ferry (Sr.) at Miami, 12/10/1988 [2]	23
2.	■ Dick Groat (Sr.) vs. North Carolina, 2/29/1952	19
	Jeff Mullins (Sr.) vs. Villanova, 3/13/1964 [t-8]	19
4.	Jack Marin (Sr.) vs. Wake Forest, 1/15/1966	18
	Tate Armstrong (Sr.) vs. Clemson, 2/25/1976	18
6.	Gary Melchionni (Sr.) vs. Maryland, 2/3/1973	17
7.	Dick Groat (Sr.) vs. George Washington, 2/2/1952	16
	Dick Groat (Sr.) at South Carolina, 2/23/1952	16
	Art Heyman (Sr.) at South Carolina, 12/13/1961	16
	Bob Verga (Sr.) vs. Ohio State, 12/29/1966	16
	Bob Verga (Sr.) vs. Penn State, 1/3/1967	16
	Randy Denton (Sr.) at Clemson, 2/4/1970	16
	Randy Denton (Sr.) vs. Utah, 3/14/1970	16
	Tate Armstrong (Sr.) vs. Maryland, 2/7/1976	16
	Vince Taylor (Sr.) vs. Clemson, 2/24/1982	16

Most Field Goals Made (No Misses)

Rk	Name vs. Opponent, Date	FG
1.	Carlos Boozer (So.) vs. Portland, 12/19/2000 [5]	11
2.	■ Mike Lewis (Sr.) vs. Penn State, 1/3/1966 [6]	10
	■ Mike Gminski (Fr.) vs. Johns Hopkins, 11/30/1976 [6]	10
	Christian Laettner (Sr.) vs. Kentucky, 3/28/1992 [6]	10
5.	Carroll Youngkin (Sr.) at Virginia, 1/11/1961	9
	Alaa Abdelnaby (Sr.) vs. East Carolina, 11/30/1988	9
	Cherokee Parks (So.) vs. San Francisco, 1/26/1993	9
	Greg Newton (Sr.) vs. Western Carolina, 12/20/1995	9
	Mason Plumlee (Sr.) vs. Lehigh, 3/16/2012	9
10.	Pete Kramer (Sr.) vs. Cornell, 11/30/1974	8
	Vince Taylor (Sr.) vs. East Carolina, 12/22/1981	8
	Robert Brickey (So.) vs. North Carolina, 3/6/1988	8
	Alaa Abdelnaby (Sr.) vs. The Citadel, 11/26/1988	8
	Grant Hill (So.) vs. North Carolina, 3/15/1992	8
	Cherokee Parks (So.) vs. Clemson, 1/6/1993	8
	Carlos Boozer (So.) vs. Clemson, 1/7/2001	8
	Lance Thomas (Sr.) vs. Duquesne, 11/28/2008	8
	Mason Plumlee (Sr.) vs. Cornell, 12/19/2012	8

Field Goals Attempted

Rk	Name vs. Opponent, Date	FG
1.	■ Dick Groat (Sr.) vs. North Carolina, 2/29/1952	37
2.	Art Heyman (Sr.) vs. North Carolina, 2/23/1963	33
3.	Art Heyman (Sr.) vs. Maryland, 1/13/1962	32
4.	Bob Verga (Sr.) at Wake Forest, 2/22/1966	31
	Bob Verga (Sr.) vs. Penn State, 1/3/1967	31
6.	Art Heyman (So.) vs. South Carolina, 3/3/1961	30
	Art Heyman (Sr.) at South Carolina, 12/13/1961	30
	Art Heyman (Sr.) vs. Loyola-Chicago, 3/22/1963	30
9.	Bob Verga (Sr.) vs. Ohio State, 12/29/1966	29
	Bob Verga (Sr.) at North Carolina, 3/4/1967	29
	Bob Verga (Sr.) vs. Southern Illinois, 3/13/1967	29
	Tate Armstrong (Sr.) vs. Clemson, 2/28/1976	29
	Danny Ferry (Sr.) vs. Seton Hall, 4/1/1989	29

3-Point Field Goals Made

Rk	Name vs. Opponent, Date	3FG
1.	■ Shane Battier (Sr.) vs. Princeton, 11/14/2000 [t-3]	9
	J.J. Redick (Sr.) vs. Texas, 12/10/2005 [t-3]	9
3.	William Avery (So.) vs. Florida, 12/9/1998	8
	Jason Williams (So.) vs. Temple, 12/2/2000	8
	Jason Williams (Sr.) at Florida State, 1/6/2002	8
	Jason Williams (Sr.) vs. North Carolina, 3/3/2002	8
	J.J. Redick (Sr.) at Florida State, 1/22/2005	8
	J.J. Redick (Sr.) vs. Virginia, 1/28/2006	8
	Kyle Singler (Sr.) vs. Georgia Tech, 2/4/2010	8
	Andre Dawkins (So.) vs. Bradley, 12/8/2010	8

3-Point Field Goal Attempts

Rk	Name vs. Opponent, Date	3FGA
1.	Bobby Hurley (Sr.) vs. California, 3/20/1993 [t-4]	18
2.	■ Jason Williams (Sr.) vs. Temple, 12/5/2001	16
	J.J. Redick (Sr.) vs. Texas, 12/10/2005	16
4.	Jason Williams (Sr.) vs. North Carolina, 3/3/2002	15
	J.J. Redick (Sr.) vs. Georgia Tech, 2/5/2005	15
	Grayson Allen (So.) vs. Notre Dame, 3/10/2016	15
7.	Shane Battier (Sr.) vs. Maryland, 2/27/2001	14
	Jason Williams (Sr.) at Clemson, 2/2/2002	14
	J.J. Redick (Sr.) at Florida State, 3/1/2006	14
	Andre Dawkins (So.) vs. Bradley, 12/8/2010	14

3-Point Field Goal Pct. (Minimum 5 Attempts)

Rk	Name vs. Opponent, Date	Pct
1.	Bobby Hurley (Sr.) vs. Southern Illinois, 3/18/1993	[6-7] .857
	Trajan Langdon (So.) vs. St. Joseph's, 11/20/1996	[6-7] .857
	Steve Wojciechowski (Sr.) at North Carolina, 3/2/1997	[6-7] .857
	J.J. Redick (Sr.) at Ga. Tech, 2/26/2003	[6-7] .857
	Seth Curry (Sr.) vs. Georgia Tech, 1/17/2013	[6-7] .857
	Andre Dawkins (Sr.) at Pittsburgh, 1/27/2014	[6-7] .857
7.	Ricky Price (So.) vs. Monmouth, 12/28/1995	[5-6] .833
	Trajan Langdon (Sr.) vs. Temple, 3/21/1999	[5-6] .833
	Chris Duhon (Fr.) at Virginia, 2/14/2001	[5-6] .833
	J.J. Redick (Fr.) vs. Virginia, 1/15/2003	[5-6] .833
	J.J. Redick (So.) at Maryland, 1/21/2004	[5-6] .833
	Seth Curry (Sr.) at Virginia Tech, 2/14/2013	[5-6] .833
	Matt Jones (Sr.) vs. Bryant, 11/4/2015	[5-6] .833
	Grayson Allen (So.) vs. Georgetown, 11/22/2015	[5-6] .833

3-Point Field Goal Pct. (Minimum 10 Attempts)

Rk	Name vs. Opponent, Date	Pct
1.	William Avery (So.) vs. Florida, 12/9/1998	[8-10] .800
	Jason Williams (So.) vs. Temple, 12/2/2000	[8-10] .800
	J.J. Redick (Sr.) vs. Virginia, 1/28/2006	[8-10] .800
	Kyle Singler (Sr.) vs. Georgia Tech, 2/4/2010	[8-10] .800
5.	Shane Battier (Sr.) vs. Princeton, 11/14/2000	[9-12] .750
6.	J.J. Redick (Sr.) at Florida State, 1/22/2005	[8-11] .727
7.	Shane Battier (Sr.) at Clemson, 3/1/2000	[7-10] .700
	Jason Williams (Sr.) vs. Kentucky, 12/18/2001	[7-10] .700
	Quinn Cook (Sr.) vs. Mercer, 3/21/2014	[7-10] .700
	Grayson Allen (So.) at Georgia Tech, 2/2/2016	[7-10] .700

Free Throws Made

Rk	Name vs. Opponent, Date	FT
1.	Bucky Allen (Sr.) vs. NC State, 1/5/1957 [t-3]	20
2.	Joe Belmont (Sr.) at Penn., 12/16/1955 [t-9]	19
3.	Jim Spanarkel (Sr.) vs. North Carolina, 12/2/1977 [t-13]	18
	Jim Spanarkel (Sr.) vs. NC State, 2/15/1978 [t-13]	18
5.	Dick Groat (Sr.) vs. Davidson, 1/29/1951	17
	Bucky Allen (Sr.) at Clemson, 12/4/1956	17
	Mike Gminski (Sr.) at NC State, 1/21/1979	17
8.	William Riegel (So.) at Wake Forest, 2/12/1953	16
	Ronnie Mayer (Sr.) at Pennsylvania, 12/16/1955	16
	Richie O'Connor vs. Wake Forest, 12/18/1971	16

Most Free Throws Made (No Misses)

Rk	Name vs. Opponent, Date	FT
1.	Dick Groat (Sr.) vs. Davidson, 1/29/1951	17
2.	Gene Banks (Sr.) vs. NC State, 2/28/1980 [t-13]	14
	J.J. Redick (Sr.) vs. Princeton, 1/5/2005 [t-13]	14
	Ryan Kelly (Sr.) vs. Georgia Tech, 1/7/2012 [t-13]	14
5.	Bucky Allen (Sr.) at NC State, 2/11/1958	13
	Mike Lewis (Sr.) at Vanderbilt, 12/13/1966	13
	Steve Vandenberg (Sr.) vs. North Carolina, 3/1/1969	13
	Christian Laettner (So.) vs. Maryland, 1/13/1990	13
	Christian Laettner (Sr.) vs. St. John's, 12/5/1991	13
	Elton Brand (So.) vs. N.C. A&T, 12/20/1998	13
	Jon Scheyer (Sr.) vs. Rhode Island, 11/16/2008	13

Free Throw Attempts

Rk	Name vs. Opponent, Date	FTA
1.	Joe Belmont (Sr.) at Penn., 12/16/1955 [t-4]	24
	Art Heyman (So.) at Navy, 2/18/1961 [t-4]	24
3.	Bucky Allen (Sr.) vs. NC State, 1/5/1957	23
4.	Ronnie Mayer (Sr.) at Pennsylvania, 12/16/1955	22
	Jim Spanarkel (Sr.) vs. NC State, 2/15/1978	22
6.	Bernie Janicki (Sr.) vs. Maryland, 3/5/1953	21
	Richie O'Connor (Sr.) vs. WakeForest, 12/18/1971	21
	Jim Spanarkel (Sr.) vs. North Carolina, 12/2/1977	21
9.	Bucky Allen (Sr.) at Clemson, 12/4/1956	20
	Carroll Youngkin (So.) vs. Pittsburgh, 1/31/1959	20
	Art Heyman (Sr.) vs. WakeForest, 12/30/1961	20
	Mike Gminski (Sr.) at NC State, 1/21/1979	20
	Christian Laettner (Sr.) at Boston U., 1/21/1992	20

Rebounds

Rk	Name vs. Opponent, Date	Reb
1.	■ Bernie Janicki (So.) vs. North Carolina, 2/29/1952	31
2.	Randy Denton (Sr.) vs. Northwestern, 12/29/1970 [t-17]	25
3.	Art Heyman (Sr.) vs. North Carolina, 2/23/1963	24
	Mike Lewis (Sr.) vs. (OT) Wake Forest, 2/21/1967	24
	Paul Schmidt (Sr.) vs. (OT) Wake Forest, 2/15/1968	24
6.	Bob Lakata (So.) vs. Temple, 1/5/1955	23
	Jim Newcome (Sr.) vs. West Virginia, 12/15/1956	23
	Randy Denton (So.) at Davidson, 2/19/1969	23
9.	Mike Lewis (Sr.) vs. NC State, 1/27/1968	22
	Mike Lewis (Sr.) vs. Temple, 2/17/1968	22
	Miles Plumlee (Sr.) vs. Maryland, 2/11/2012	22
12.	Art Heyman (Sr.) at Georgia Tech, 12/19/1960	21
	Jack Marin (Sr.) vs. Navy, 12/10/1964	21
	Mike Lewis (So.) vs. UCLA, 12/10/1965	21
	Mike Lewis (Sr.) vs. Clemson, 1/9/1968	21
	Randy Denton (So.) vs. South Carolina, 2/8/1969	21
	Randy Denton (Sr.) vs. Kentucky, 12/20/1969	21
	Randy Denton (Sr.) vs. William & Mary, 12/13/1969	21
	Randy Denton (Sr.) vs. Maryland, 2/21/1970	21
	Elton Brand (So.) vs. Fresno State, 11/27/1998	21
21.	9x; last by Jahliil Okafor (Fr.) vs. Elon, 12/15/2014	20

Active, Game: Amile Jefferson vs. Virginia, 1/13/2014 - 15
Coach K Era, Game: Miles Plumlee vs. Maryland, 2/11/2012 - 22
ACC Play, Game: 3x; last by Paul Schmidt vs. Wake Forest, 2/15/1968 - 24
Postseason, Game: 2x; last by Randy Denton vs. St. Bonaventure (NI), 3/27/1971 - 20
ACC Tournament, Game: Art Heyman vs. Clemson, 3/2/1962 - 20
NCAA Tournament, Game: 2x; last by Sheldon Williams vs. Southern, 3/16/2006 - 18
Cameron Indoor Stadium, Game: Bernie Janicki vs. UNC, 2/29/1952 - 31
Freshman, Game: 2x; last by Sheldon Williams vs. Florida State, 3/6/2003 - 17
Sophomore, Game: Bernie Janicki vs. North Carolina, 2/29/1952 - 31
Junior, Game: Mike Lewis vs. Wake Forest, 2/21/1967 - 24
Senior, Game: Randy Denton vs. Northwestern, 12/29/1970 - 25

RECORDS

Offensive Rebounds

Rk	Name vs. Opponent, Date	Reb
1.	Mike Lewis (Jr.) vs. Wake Forest, 2/21/1967	12
	Mike Lewis (Sr.) vs. Wake Forest, 2/14/1968	12
3.	Mike Lewis (So.) vs. NC State, 1/29/1966	11
	Marshall Plumlee (Gr.) vs. Syracuse (1/18/2016)	11
5.	Mike Lewis (So.) vs. UCLA, 12/10/1965	10
	Jack Marin (Sr.) vs. Wake Forest, 1/15/1966	10
	Elton Brand (So.) at Florida State, 2/17/1999	10
	Jabari Parker (Fr.) vs. Florida State, 1/25/2014	10
	Jahlil Okafor (Fr.) vs. Elon, 12/15/2014	10
10.	8x; last by Miles Plumlee (Sr.) vs. Maryland, 2/11/2012	9

Defensive Rebounds

Rk	Name vs. Opponent, Date	Reb
1.	Danny Ferry (So.) at Maryland, 1/14/1987	17
2.	Randy Denton (So.) vs. Wake Forest, 2/12/1969	16
3.	Mike Lewis (Sr.) vs. Princeton, 12/19/1967	15
	Elton Brand (So.) vs. Fresno State, 11/27/1998	15
	Mike Dunleavy (So.) at Clemson, 2/7/2001	15
	Shelden Williams (Sr.) vs. Southern, 3/16/2006	15
7.	Christian Laettner (So.) at Virginia, 2/8/1990	14
8.	Danny Ferry (Sr.) at Harvard, 2/14/1989	13
	Grant Hill (Sr.) vs. Arkansas, 4/4/1994	13
	Cherokee Parks (Sr.) at Virginia, 2/15/1995	13
	Cherokee Parks (Sr.) vs. NC State, 3/9/1995	13
	Carlos Boozer (Jr.) vs. Iowa, 11/27/2001	13
	Shelden Williams (Sr.) vs. Virginia Tech, 12/4/2005	13
	Shelden Williams (Sr.) at Virginia Tech, 1/26/2006	13
	Miles Plumlee (Sr.) vs. Maryland, 2/11/2012	13
	Mason Plumlee (Sr.) vs. Boston College, 2/24/2013	13

Assists

Rk	Name vs. Opponent, Date	Ast
1.	■ Bobby Hurley (Sr.) vs. Florida State, 2/24/1993 (t-15)	16
2.	Bobby Hurley (Sr.) vs. Oklahoma, 1/4/1993	15
	Bobby Hurley (Sr.) at NC State, 2/21/1993	15
	Bobby Hurley (Sr.) vs. UCLA, 2/28/1993	15
	Greg Paulus (Fr.) vs. Valparaiso, 12/18/2005	15
6.	Kevin Billerman (So.) at North Carolina, 3/2/1974	14
	Tommy Amaker (Jr.) vs. Miami, 2/19/1986	14
	Bobby Hurley (So.) vs. LSU, 2/10/1991	14
	Chris Duhon (Sr.) vs. Wake Forest, 1/17/2004	14
	Quinn Cook (So.) vs. Wake Forest, 1/5/2013	14
11.	Tommy Amaker (Jr.) vs. Virginia, 12/7/1985	13
	Bobby Hurley (Fr.) vs. Ga. Tech, 1/28/1990	13
	Bobby Hurley (Fr.) at NC State, 2/21/1990	13
	Bobby Hurley (So.) vs. NC State, 2/20/1991	13
	Bobby Hurley (Jr.) vs. Maryland, 3/13/1992	13
	Chris Collins (Jr.) vs. Western Carolina, 12/20/1995	13
	Jason Williams (Fr.) vs. Virginia, 2/5/2000	13
	Jason Williams (Fr.) vs. St. John's, 2/26/2000	13
	Chris Duhon (Fr.) vs. N.C. A&T, 12/30/2000	13
	Chris Duhon (Jr.) vs. Ohio State, 12/3/2002	13

Active, Game: Amile Jefferson vs. Indiana, 12/2/2015 - 8
 Coach K Era, Game: Bobby Hurley vs. Florida State, 2/24/1993 - 16
 ACC Play, Game: Bobby Hurley vs. Florida State, 2/24/1993 - 16
 Postseason, Game: Bobby Hurley vs. Maryland, 3/13/1992 - 13
 ACC Tournament, Game: Bobby Hurley vs. Maryland, 3/13/1992 - 13
 NCAA Tournament, Game: Quinn Snyder vs. SMU, 3/19/1988 - 12
 Cameron Indoor Stadium, Game: Bobby Hurley vs. Fla. State, 2/24/1993 - 16
 Freshman, Game: Greg Paulus vs. Valparaiso, 12/18/2005 - 15
 Sophomore, Game: Kevin Billerman at North Carolina, 3/2/1974 - 14
 Junior, Game: Tommy Amaker vs. Miami, 2/19/1986 - 14
 Senior, Game: Bobby Hurley vs. Florida State, 2/24/1993 - 16

Minutes Played

Rk	Name vs. Opponent, Date	Min
1.	Howard Hurt (Jr.) vs. Dayton, 12/30/1959	55
2.	John Frye (Jr.) vs. Dayton, 12/30/1959	54
3.	Chip Engelland (Jr.) vs. Clemson, 2/24/1982	53
4.	Vince Taylor (Sr.) vs. Clemson, 2/24/1982	51
5.	Randy Denton (Jr.) vs. Virginia Tech, 12/1/1969	49
	Dick DeVenizio (Jr.) vs. Virginia Tech, 12/1/1969	49
	Tommy Amaker (Fr.) at North Carolina, 3/3/1984	49
	Johnny Dawkins (So.) at North Carolina, 3/3/1984	49
	Christian Laettner (Jr.) at Arizona, 2/24/1991	49
10.	Cherokee Parks (Sr.) vs. North Carolina, 2/2/1995	48

Blocked Shots

Rk	Name vs. Opponent, Date	Bk
1.	Cherokee Parks (Jr.) vs. Clemson, 3/11/1994 (t-10)	10
	■ Shelden Williams (Sr.) vs. Maryland, 1/11/2006 (t-10)	10
3.	Mike Gminski (Fr.) at Davidson, 1/5/1977	9
	Mike Gminski (So.) vs. NC State, 2/15/1978	9
	Mike Gminski (Jr.) at Davidson, 1/2/1979	9
	Mike Gminski (Sr.) vs. Wake Forest, 11/30/1979	9
	Shelden Williams (Jr.) vs. Virginia, 1/16/2005	9
	Shelden Williams (Sr.) vs. Davidson, 11/19/2005	9
9.	Mike Gminski (Fr.) vs. Connecticut, 12/14/1976	8
	Mike Gminski (Sr.) vs. Vermont, 12/28/1979	8
	Shane Battier (Jr.) vs. Kansas, 3/19/2000	8
	Shelden Williams (So.) vs. Wake Forest, 1/17/2004	8
	Shelden Williams (Sr.) vs. Virginia, 1/28/2006	8

Active, Game: Amile Jefferson vs. North Carolina, 2/18/2015 - 6
 Coach K Era, Game: 2x; last by Shelden Williams vs. Maryland, 1/11/2006 - 10
 ACC Play, Game: Shelden Williams vs. Maryland, 1/11/2006 - 10
 Postseason, Game: Cherokee Parks vs. Clemson, 3/11/1994 - 10
 ACC Tournament, Game: Cherokee Parks vs. Clemson, 3/11/1994 - 10
 NCAA Tournament, Game: Shane Battier vs. Kansas, 3/19/2000 - 8
 Cameron Indoor Stadium, Game: Shelden Williams vs. Md., 1/11/2006 - 10
 Freshman, Game: Mike Gminski at Davidson, 1/5/1977 - 9
 Sophomore, Game: Mike Gminski vs. NC State, 2/15/1978 - 9
 Junior, Game: Cherokee Parks vs. Clemson, 3/11/1994 - 10
 Senior, Game: Shelden Williams vs. Maryland, 1/11/2006 - 10

Steals

Rk	Name vs. Opponent, Date	St
1.	▲■ Kenny Derrard (So.) vs. Maryland, 2/3/1979 (t-1)	11
2.	Grant Hill (Jr.) vs. California, 3/20/1993 (t-9)	8
	Steve Wojciechowski (Jr.) vs. Vanderbilt, 11/22/1996 (t-9)	8
	Quinn Cook (Jr.) vs. UCLA, 12/19/2013 (t-9)	8
5.	George Moses (Sr.) vs. Western Kentucky, 12/27/1975	7
	George Moses (Sr.) vs. Davidson, 1/27/1976	7
	Jim Spanarkel (So.) vs. Lafayette, 1/10/1977	7
	Tommy Amaker (Jr.) vs. Old Dominion, 3/15/1986	7
	Tommy Amaker (Jr.) vs. Louisville, 3/31/1986	7
	Christian Laettner (Sr.) vs. North Carolina, 3/15/1992	7
	Shane Battier (Fr.) vs. Davidson, 11/20/1997	7
	Mike Dunleavy (Jr.) vs. Maryland, 1/17/2002	7
	Sean Dockery (So.) vs. St. John's, 12/6/2003	7
	Chris Duhon (Sr.) vs. Fairfield, 1/6/2004	7
	Chris Duhon (Sr.) vs. Georgia Tech, 3/3/2004	7
	DeMarcus Nelson (So.) vs. Boston U., 11/14/2005	7
	David McClure (So.) vs. UNC Greensboro, 1/16/2006	7
18.	25x; last by Justise Winslow (Fr.) vs. Wake Forest, 3/4/2015	6

Active, Game: Grayson Allen vs. Wake Forest, 3/1/2016 - 5
 Coach K Era, Game: 3x, last by Quinn Cook vs. UCLA, 12/19/2014 - 8
 ACC Play, Game: Kenny Derrard vs. Maryland, 2/3/1979 - 11
 Postseason, Game: Grant Hill vs. California, 3/20/1993 - 8
 ACC Tournament, Game: Christian Laettner vs. N. Carolina, 3/15/1992 - 7
 NCAA Tournament, Game: Grant Hill vs. California, 3/20/1993 - 8
 Cameron Indoor Stadium, Game: Kenny Derrard vs. Maryland, 2/3/1979 - 11
 Freshman, Game: Shane Battier vs. Davidson, 11/20/1997 - 7
 Sophomore, Game: Kenny Derrard vs. Maryland, 2/3/1979 - 11
 Junior, Game: 3x, last by Quinn Cook vs. UCLA, 12/19/2014 - 8
 Senior, Game: 5x, last by Chris Duhon vs. Georgia Tech, 3/3/2004 - 7

Fewest Field Goal Attempts (Minimum 20 Points)

Rk	Player vs. Opponent, Date	FGA	Pts
1.	Ryan Kelly vs. Georgia Tech, 1/7/2012	4	21
	(3-4 FG, 1-2 3FG, 14-14 FT)		
2.	Richard O'Connor vs. Wake Forest, 12/18/1971	5	24
	(4-5 FG, 16-21 FT)		
3.	Bobby Joe Harris at Wake Forest, 2/1/1958	6	20
	(3-6 FG, 14-16 FT)		
	John Smith vs. Davidson, 12/8/1986	6	20
	(6-6 FG, 8-9 FT)		
	Ryan Kelly at Wake Forest, 1/22/2011	6	20
	(6-6 FG, 4-4 3FG, 4-4 FT)		
6.	Trajan Langdon vs. St. Joes, 11/20/1996	7	20
	(6-7 FG, 6-7 3FG, 2-2 FT)		
	Elton Brand vs. N.C. A&T, 12/20/1998	7	21
	(4-7 FG, 13-13 FT)		
	DeMarcus Nelson vs. Albany, 12/17/2007	7	23
	(6-7 FG, 4-5 3FG, 7-13 FT)		
	Jon Scheyer vs. North Carolina, 3/8/2009	7	24
	(7-7 FG, 3-3 3FG, 7-8 FT)		
	Seth Curry vs. Michigan State, 11/15/2011	7	20
	(4-7 FG, 2-5 3FG, 10-12 FT)		

Fewest Field Goal Attempts (Minimum 30 Points)

Rk	Player vs. Opponent, Date	FGA	Pts
1.	Shane Battier vs. Davidson, 12/21/1999	9	31
	(8-9 FG, 3-4 3FG, 12-12 FT)		
2.	Christian Laettner vs. Kentucky, 3/28/1992	10	31
	(10-10 FG, 1-1 3FG, 10-10 FT)		
	Rodney Hood vs. East Carolina, 11/19/2013	10	30
	(8-10 FG, 2-2 3FG, 12-12 FT)		
4.	Mason Plumlee vs. NC State, 2/7/2013	11	30
	(9-11 FG, 12-16 FT)		
5.	Chris Collins vs. Iowa, 11/25/1995	12	30
	(8-12 FG, 5-7 3FG, 9-12 FT)		
	Jason Williams at Temple, 12/2/2000	12	30
	(10-12 FG, 8-10 3FG, 2-2 FT)		
	J.J. Redick vs. NC State, 3/16/2003	12	30
	(7-12 FG, 5-10 3FG, 11-12 FT)		
	Shelden Williams at Miami, 1/19/2005	12	30
	(11-12 FG, 8-8 FT)		
	Kyrie Irving vs. Michigan State, 12/1/2010	12	31
	(8-12 FG, 2-3 3FG, 13-16 FT)		
	Grayson Allen vs. Georgetown, 11/20/2015	12	32
	(9-12 FG, 5-6 3FG, 9-9 FT)		

Fewest Field Goal Attempts (Minimum 40 Points)

Rk	Player vs. Opponent, Date	FGA	Pts
1.	J.J. Redick vs. Virginia, 1/28/2006	13	40
	(11-13 FG, 8-10 3FG, 10-11 FT)		
2.	J.J. Redick vs. Texas, 12/10/2005	24	40
	(13-24 FG, 9-16 3FG, 6-6 FT)		
3.	J.J. Redick at Georgetown, 1/21/2006	24	41
	(12-24 FG, 6-11 3FG, 11-13 FT)		
4.	Danny Ferry at Miami, 12/10/1988	26	58
	(23-26 FG, 2-3 3FG, 10-12 FT)		
5.	Jeff Mullins vs. Villanova, 3/13/1964	28	43
	(19-28 FG, 5-6 FT)		
	Tate Armstrong vs. NC State, 2/18/1976	28	40
	(14-28 FG, 12-13 FT)		

Highest Points Efficiency (Minimum 30 Points)

Rk	Player vs. Opponent, Date	Pts	Poss	Pts	Eff
1.	Christian Laettner vs. Kentucky, 3/28/1992	31	31	1.000	
	(10-10 FG, 1-1 3FG, 10-10 FT)				
2.	Shelden Williams at Miami, 1/19/2005	30	32	.938	
	(11-12 FG, 8-8 FT)				
3.	Carlos Boozer at Virginia, 2/28/2002	33	36	.917	
	(12-13 FG, 9-10 FT)				
4.	Shane Battier vs. Davidson, 12/21/1999	31	34	.912	
	(8-9 FG, 3-4 3FG, 12-12 FT)				
5.	Carlos Boozer vs. NC State, 2/14/2002	32	36	.889	
	(13-14 FG, 6-8 FT)				

Points divided by total possible points if hit every shot

Highest Points Efficiency (Minimum 40 Points)

Rk	Player vs. Opponent, Date	Pts	Poss	Pts	Eff
1.	Danny Ferry at Miami, 12/10/1988	58	67	.866	
	(23-26 FG, 2-3 3FG, 10-12 FT)				
2.	J.J. Redick vs. Virginia, 1/18/2006	40	47	.851	
	(11-13 FG, 8-10 3FG, 10-11 FT)				
3.	Jeff Mullins vs. Villanova, 3/13/1964	43	62	.694	
	(19-28 FG, 5-6 FT)				
4.	Tate Armstrong vs. Clemson, 2/25/1976	42	66	.636	
	(18-29 FG, 6-8 FT)				
5.	J.J. Redick vs. Texas, 12/10/2006	41	70	.586	
	(13-24 FG, 9-16 3FG, 6-6 FT)				

Points divided by total possible points if hit every shot

Most Points (100 Pct. Efficiency)

Rk	Player vs. Opponent, Date	Pts
1.	Christian Laettner vs. Kentucky, 3/28/1992	31
	(10-10 FG, 1-1 3FG, 10-10 FT)	
2.	Carlos Boozer vs. Clemson, 1/7/2001	25
	(8-8 FG, 9-9 FT)	
3.	Larry Saunders vs. West Virginia, 2/7/1970	23
	(7-7 FG, 9-9 FT)	
4.	Carlos Boozer at Portland, 12/19/2000	22
	(11-11 FG)	
5.	Grant Hill vs. North Carolina, 3/15/1992	20
	(8-8 FG, 4-4 FT)	
	Ryan Kelly at Wake Forest, 1/22/2011	20
	(6-6 FG, 4-4 3FG, 4-4 FT)	

■ - Cameron Indoor Stadium record
 ▲ - ACC Record

(#) - ACC all-time individual game rank

Freshman Season Records Points

Rk	Name, Year	G	Pts	Avg
1.	Jabari Parker, 2013-14	35	670	19.1
2.	Jahlil Okafor, 2014-15	38	657	17.3
3.	Brandon Ingram, 2015-16	36	624	17.3
4.	Gene Banks, 1977-78	34	581	17.1
5.	Luol Deng, 2003-04	37	558	15.1
6.	Austin Rivers, 2011-12	34	527	15.5
7.	Johnny Dawkins, 1982-83	28	506	18.1
8.	J.J. Redick, 2002-03	33	495	15.0
9.	Jason Williams, 1999-2000	34	492	14.5
	Justise Winslow, 2014-15	39	492	12.6

Scoring Average

Rk	Name, Year	G	Pts	Avg
1.	Jabari Parker, 2013-14 [4]	35	670	19.1
2.	Johnny Dawkins, 1982-83 [9]	28	506	18.1
3.	Jahlil Okafor, 2014-15 [1-10]	38	657	17.3
	Brandon Ingram, 2014-15 [1-10]	36	624	17.3
5.	Gene Banks, 1977-78 [13]	34	581	17.1
6.	Austin Rivers, 2011-12	34	527	15.5
7.	Mike Gminski, 1976-77	27	414	15.3
8.	Luol Deng, 2003-04	37	558	15.1
9.	J.J. Redick, 2002-03	33	495	15.0
10.	Jason Williams, 1999-00	34	492	14.5

Minimum 20 games played

Field Goals Made

Rk	Name, Year	FG
1.	Jahlil Okafor, 2014-15	279
2.	Gene Banks, 1977-78	238
3.	Jabari Parker, 2013-14	236
4.	Brandon Ingram, 2015-16	214
5.	Luol Deng, 2003-04	210
6.	Johnny Dawkins, 1982-83	207
7.	Jason Williams, 1999-00	179
8.	Mike Gminski, 1976-77	175
9.	Austin Rivers, 2011-12	174
10.	Justise Winslow, 2014-15	173

Field Goal Attempts

Rk	Name, Year	FGA
1.	Jabari Parker, 2013-14	499
2.	Brandon Ingram, 2015-16	484
3.	Gene Banks, 1977-78	451
4.	Luol Deng, 2003-04	442
5.	Jason Williams, 1999-00	427
6.	Jahlil Okafor, 2014-15	420
7.	Johnny Dawkins, 1982-83	414
8.	Austin Rivers, 2011-12	402
9.	J.J. Redick, 2002-03	361
10.	Justise Winslow, 2014-15	356

Field Goal Pct.

Rk	Name, Year	FG	FGA	Pct
1.	Christian Laettner, 1988-89	115	159	.723
2.	Jahlil Okafor, 2014-15 [1]	279	420	.664
3.	Carlos Boozer, 1999-2000	164	267	.614
4.	Josh McRoberts, 2005-06	15	190	.605
5.	Elton Brand, 1997-98	100	169	.592
6.	Kenny Dennard, 1977-78	140	254	.551
7.	Jim Spanarkel, 1975-76 [1-13]	120	219	.548
8.	Gene Banks, 1977-78	238	451	.528
9.	Corey Maggette, 1998-99	137	261	.525
10.	Grant Hill, 1990-91	160	310	.516

Minimum 100 field goals made

3-Point Field Goals Made

Rk	Name, Year	3FG
1.	J.J. Redick, 2002-03	95
2.	Brandon Ingram, 2015-16	80
3.	Jason Williams, 1999-2000	73
4.	Jon Scheyer, 2006-07	61
5.	Trajan Langdon, 1994-95	59
6.	Austin Rivers, 2011-12	58
7.	Luke Kennard, 2015-16	55
8.	Kyle Singler, 2007-08	51
9.	Rasheed Sulaimon, 2012-13	49
10.	Tyus Jones, 2014-15	47

3-Point Field Goal Attempts

Rk	Name, Year	3FGA
1.	J.J. Redick, 2002-03	238
2.	Jason Williams, 1999-00	206
3.	Brandon Ingram, 2015-16	195
4.	Luke Kennard, 2015-16	172
5.	Jon Scheyer, 2006-07	167
6.	Austin Rivers, 2011-12	159
7.	Kyle Singler, 2007-08	150
8.	Trajan Langdon, 1994-95	138
9.	Rasheed Sulaimon, 2012-13	132
10.	Tyus Jones, 2014-15	124

3-Point Field Goal Pct.

Rk	Name, Year	3FG	3FGA	Pct
1.	Daniel Ewing, 2001-02	32	70	.457
2.	Chris Collins, 1992-93	37	85	.435
3.	Trajan Langdon, 1994-95	59	138	.428
4.	Jeff Capel, 1993-94	32	76	.421
5.	Justise Winslow, 2014-15	46	110	.418
6.	Brandon Ingram, 2015-16	80	195	.410
7.	J.J. Redick, 2002-03	95	238	.399
8.	Andre Dawkins, 2009-10	36	95	.379
	Tyus Jones, 2014-15	47	124	.379
10.	Taylor King, 2007-08	43	114	.377

Minimum 30 three-point field goals made

Free Throws Made

Rk	Name, Year	FT
1.	Jabari Parker, 2013-14	160
2.	Tyus Jones, 2014-15	144
3.	Austin Rivers, 2011-12	121
4.	Brandon Ingram, 2015-16	116
5.	Carlos Boozer, 1999-00	115
	Jon Scheyer, 2006-07	115
7.	Corey Maggette, 1998-99	111
8.	Bobby Hurley, 1989-90	110
9.	Gene Banks, 1977-78	105
10.	Mark Alarie, 1982-83	104

Free Throw Attempts

Rk	Name, Year	FTA
1.	Jabari Parker, 2013-14	214
2.	Jahlil Okafor, 2014-15	194
3.	Austin Rivers, 2011-12	184
4.	Brandon Ingram, 2015-16	170
5.	Tyus Jones, 2014-15	162
6.	Justise Winslow, 2014-15	156
7.	Corey Maggette, 1998-99	155
	Carlos Boozer, 1999-00	155
9.	Gene Banks, 1977-78	146
10.	Bobby Hurley, 1989-90	143

Free Throw Pct.

Rk	Name, Year	FT	FTA	Pct
1.	J.J. Redick, 2002-03 [1]	102	111	.919
2.	Kyrie Irving, 2010-11	64	71	.901
3.	Tyus Jones, 2014-15 [2]	144	162	.889
	Luke Kennard, 2015-16	88	99	.889
5.	Jon Scheyer, 2006-07	115	136	.846
6.	Taymon Domzalski, 1995-96	63	77	.818
7.	Mark Alarie, 1982-83	104	128	.813
8.	Rasheed Sulaimon, 2012-13	93	116	.802
9.	Bill McCaffrey, 1989-90	69	87	.793
10.	Greg Paulus, 2005-06	76	97	.784

Minimum 60 free throws made

Rebounds

Rk	Name, Year	G	Reb	Avg
1.	Jahlil Okafor, 2014-15	38	322	8.5
2.	Jabari Parker, 2013-14	35	306	8.7
3.	Gene Banks, 1977-78	34	292	8.6
4.	Mike Gminski, 1976-77	27	289	10.7
5.	Luol Deng, 2003-04	37	255	6.9
6.	Justise Winslow, 2014-15	39	252	6.5
7.	Brandon Ingram, 2015-16	36	244	6.8
8.	Shane Battier, 1997-98	36	230	6.4
9.	Danny Ferry, 1985-86	40	221	5.5
10.	Kenny Dennard, 1977-78	34	215	6.3

Rebound Average

Rk	Name, Year	G	Reb	Avg
1.	Mike Gminski, 1976-77 [1-4]	27	289	10.7
2.	Jabari Parker, 2013-14 [10]	35	306	8.7
3.	Gene Banks, 1977-78 [1-11]	34	292	8.6
4.	Jahlil Okafor, 2014-15 [13]	38	322	8.5
5.	Elton Brand, 1997-98	21	154	7.3
6.	Luol Deng, 2003-04	37	255	6.9
7.	Brandon Ingram, 2015-16	36	244	6.8
8.	Mark Alarie, 1982-83	28	181	6.5
9.	Shane Battier, 1997-98	36	230	6.4
10.	Kenny Dennard, 1977-78	34	215	6.3
	Carlos Boozer, 1999-00	34	213	6.3

Assists

Rk	Name, Year	G	Ast	Avg
1.	Bobby Hurley, 1989-90	38	288	7.6
2.	Jason Williams, 1999-00	34	220	6.5
3.	Tyus Jones, 2014-15	39	217	5.6
4.	Greg Paulus, 2005-06	36	187	5.2
5.	Chris Duhon, 2000-01	39	174	4.5
6.	Tommy Amaker, 1983-84	34	163	4.8
7.	Johnny Dawkins, 1982-83	28	134	4.8
8.	Gene Banks, 1977-78	34	120	3.5
9.	Jeff Capel, 1993-94	34	108	3.2
10.	Derryck Thornton, 2015-16	36	93	2.6

Assists Per Game

Rk	Name, Years	G	Ast	Avg
1.	Bobby Hurley, 1989-90 [2]	38	288	7.6
2.	Jason Williams, 1999-00	34	220	6.5
3.	Tyus Jones, 2014-15	39	217	5.6
4.	Greg Paulus, 2005-06	36	187	5.2
5.	Johnny Dawkins, 1982-83	28	134	4.8
	Tommy Amaker, 1983-84	34	163	4.8
7.	Chris Duhon, 2000-01	39	174	4.5
8.	Kyrie Irving, 2010-11	11	47	4.3
9.	Gene Banks, 1977-78	34	120	3.5
10.	Jeff Capel, 1993-94	34	108	3.2

Blocked Shots

Rk	Name, Year	G	Blk	Avg
1.	Mike Gminski, 1976-77	27	90	3.3
2.	Jahlil Okafor, 2014-15	38	54	1.4
3.	Shane Battier, 1997-98	36	53	1.5
4.	Shelden Williams, 2002-03	33	52	1.6
5.	Brandon Ingram, 2015-16	36	49	1.4
6.	Josh McRoberts, 2005-06	36	46	1.3
7.	Jabari Parker, 2013-14	35	43	1.2
8.	Luol Deng, 2003-04	37	39	1.1
9.	Cherokee Parks, 1991-92	34	35	1.0
10.	Justise Winslow, 2014-15	39	34	0.9

Blocked Shots Per Game

Rk	Name, Year	G	Blk	Avg
1.	Mike Gminski, 1976-77	27	90	3.3
2.	Shelden Williams, 2002-03	33	52	1.6
3.	Shane Battier, 1997-98	36	53	1.5
4.	Jahlil Okafor, 2014-15	38	54	1.4
	Brandon Ingram, 2015-16	36	49	1.4
6.	Elton Brand, 1997-98	21	27	1.3
	Josh McRoberts, 2005-06	36	46	1.3
8.	Jabari Parker, 2013-14	35	43	1.2
9.	Luol Deng, 2003-04	37	39	1.1
10.	Cherokee Parks, 1991-92	34	35	1.0

Steals

Rk	Name, Year	G	St	Avg
1.	Jason Williams, 1999-00	34	81	2.4
2.	Chris Duhon, 2000-01	39	77	2.0
3.	Bobby Hurley, 1989-90	38	67	1.8
4.	Tommy Amaker, 1983-84	34	64	1.9
5.	Tyus Jones, 2014-15	39	59	1.5
6.	Greg Paulus, 2005-06	36	56	1.6
7.	Justise Winslow, 2014-15	39	52	1.3
8.	Grant Hill, 1990-91	36	51	1.4
	Shane Battier, 1997-98	36	51	1.4
10.	Luol Deng, 2003-04	37	49	1.3

Steals Per Game

Rk	Name, Years	G	St	Avg
1.	Jason Williams, 1999-00	34	81	2.4
2.	Jim Spanarkel, 1975-76	23	45	2.0
	Chris Duhon, 2000-01	39	77	2.0
4.	Tommy Amaker, 1983-84	34	64	1.9
5.	Bobby Hurley, 1989-90	38	67	1.8
6.	Greg Paulus, 2005-06	36	56	1.6
7.	Elton Brand, 1997-98	21	32	1.5
	Tyus Jones, 2014-15	39	59	1.5
9.	Grant Hill, 1990-91	36	51	1.4
	Shane Battier, 1997-98	36	51	1.4

Assist-to-Turnover Ratio

Rk	Name, Years	A	T/O	A:T/O
1.	Tyus Jones, 2014-15	217	76	2.86:1
2.	Chris Duhon, 2000-01	174	61	2.85:1
3.	Steve Wojciechowski, 1994-95	81	42	1.93:1
4.	Bobby Hurley, 1989-90	288	166	1.73:1
5.	Tommy Amaker, 1983-84	163	101	1.61:1
6.	Jeff Capel, 1993-94	108	68	1.59:1
7.	Jason Williams, 1999-00	220	139	1.58:1
	Greg Paulus, 2005-06	187	118	1.58:1
9.	Derryc Thornton, 2015-16	93	59	1.57:1
10.	William Avery, 1997-98	87	60	1.45:1

minimum 20 games played and 2.0 assist per game

Turnovers

Rk	Name, Years	T/O
1.	Bobby Hurley, 1989-90	166
2.	Jason Williams, 1999-2000	139
3.	Gene Banks, 1977-78	134
4.	Greg Paulus, 2005-06	118
5.	Johnny Dawkins, 1982-83	103
6.	Tommy Amaker, 1983-84	101
7.	Jahlil Okafor, 2014-15	95
8.	Kenny Dennard, 1977-78	84
9.	Luol Deng, 2003-04	83
10.	Jabari Parker, 2013-14	81

Dunks

Rk	Name, Year	PF
1.	Jahlil Okafor, 2014-15	64
2.	Jabari Parker, 2013-14	61
3.	Josh McRoberts, 2005-06	51
4.	Carlos Boozer, 1999-2000	40
5.	Grant Hill, 1990-91	33
6.	Corey Maggette, 1998-99	29
7.	Luol Deng, 2003-04	28
8.	Chris Carrawell, 1996-97	24
	Mason Plumlee, 2009-10	24
10.	Shelden Williams, 2002-03	22

Games Played

Rk	Name, Year	GP
1.	Danny Ferry, 1985-86	40
2.	Corey Maggette, 1998-99	39
	Chris Duhon, 2000-01	39
	Tyus Jones, 2014-15	39
	Justise Winslow, 2014-15	39
6.	Bobby Hurley, 1989-90	38
	Bill McCaffrey, 1989-90	38
	Andre Dawkins, 2009-10	38
	Jahlil Okafor, 2014-15	38
10.	Luol Deng, 2003-04	37

Games Started

Rk	Name, Year	GS
1.	Tyus Jones, 2014-15	39
	Justise Winslow, 2014-15	39
3.	Bobby Hurley, 1989-90	38
	Jahlil Okafor, 2014-15	38
5.	Jabari Parker, 2013-14	35
6.	Kenny Dennard, 1977-78	34
	Tommy Amaker, 1983-84	34
	Jason Williams, 1999-00	34
	Kyle Singler, 2007-08	34
	Brandon Ingram, 2015-16	34

Minutes Played

Rk	Name, Year	Min
1.	Tyus Jones, 2014-15	1,322
2.	Bobby Hurley, 1989-90	1,268
3.	Brandon Ingram, 2015-16	1,246
4.	Tommy Amaker, 1983-84	1,235
5.	Greg Paulus, 2005-06	1,163
6.	Jason Williams, 1999-2000	1,157
7.	Luol Deng, 2003-04	1,149
8.	Jahlil Okafor, 2014-15	1,143
9.	Gene Banks, 1977-78	1,135
	Justise Winslow, 2014-15	1,135

Minutes Per Game

Rk	Name, Year	G	Min	Avg
1.	Tommy Amaker, 1983-84	34	1,235	36.3
2.	Johnny Dawkins, 1982-83	28	1,002	35.8
3.	Mike Gminski, 1976-77	27	938	34.7
4.	Brandon Ingram, 2015-16	36	1,246	34.6
5.	Jason Williams, 1999-00	34	1,157	34.0
6.	Tyus Jones, 2014-15	39	1,322	33.9
7.	Jon Scheyer, 2006-07	33	1,112	33.69
8.	Gene Banks, 1977-78	34	1,135	33.38
9.	Bobby Hurley, 1989-90	38	1,268	33.37
10.	Austin Rivers, 2011-12	34	1,129	33.2

Double-Figure Scoring Games

Rk	Name, Year	No
1.	Jahlil Okafor, 2014-15	35
2.	Jabari Parker, 2013-14	33
3.	Gene Banks, 1977-78	31
	Luol Deng, 2003-04	31
	Brandon Ingram, 2015-16	31
6.	Jason Williams, 1999-00	30
	Austin Rivers, 2011-12	30
	Justise Winslow, 2014-15	30
9.	Johnny Dawkins, 1982-83	27
10.	Grant Hill, 1990-91	26

Double-Doubles

Rk	Name, Year	No
1.	Jabari Parker, 2013-14	14
	Gene Banks, 1977-78	14
3.	Mike Gminski, 1976-77	12
4.	Jahlil Okafor, 2014-15	11
5.	Brandon Ingram, 2015-16	8
6.	Justise Winslow, 2014-15	7
7.	Shelden Williams, 2002-03	6
	Luol Deng, 2003-04	6

Most 20-Point Games

Rk	Name, Year	No
1.	Jabari Parker, 2013-14	18
2.	Jahlil Okafor, 2014-15	14
	Brandon Ingram, 2015-16	14
4.	Gene Banks, 1977-78	11
5.	Mike Gminski, 1976-77	10
6.	Johnny Dawkins, 1982-83	9
	J.J. Redick, 2002-03	9
8.	Carlos Boozer, 1999-00	8
	Luol Deng, 2003-04	8
10.	Luke Kennard, 2015-16	7

Most 10-Rebound Games

Rk	Name, Year	No
1.	Mike Gminski, 1976-77	15
2.	Jabari Parker, 2013-14	14
	Gene Banks, 1977-78	14
4.	Jahlil Okafor, 2014-15	11
5.	Shelden Williams, 2002-03	8
	Justise Winslow, 2014-15	8
	Brandon Ingram, 2015-16	8
8.	Luol Deng, 2003-04	6
9.	Mark Alarie, 1982-83	5
	Elton Brand, 1997-98	5
	Carlos Boozer, 1999-00	5

Most 15-Rebound Games

Rk	Name, Year	No
1.	Mike Gminski, 1976-77	6
2.	Jahlil Okafor, 2014-15	3
3.	Jabari Parker, 2013-14	2

Most 10-Assist Games

Rk	Name, Year	No
1.	Bobby Hurley, 1989-90	9
2.	Jason Williams, 1999-00	7

Most 5-Blocked Shots Games

Rk	Name, Year	No
1.	Mike Gminski, 1976-77	6
2.	Antonio Lang, 1990-91	2

Freshman Game Records

Points

Rk	Name vs. Opponent, Date	Pts
1.	J.J. Redick vs. Virginia, 1/15/2003 <i>[8]</i>	34
2.	Johnny Dawkins at Maryland, 1/15/1983 <i>[1-18]</i>	31
	Kyrie Irving vs. Michigan State, 12/1/2010 <i>[1-24]</i>	31
4.	J.J. Redick vs. NC State, 3/16/2003	30
	Jabari Parker vs. North Carolina, 3/8/2014	30
	Jahlil Okafor at Virginia Tech, 2/25/2015	30
	Luke Kennard vs. Notre Dame, 1/16/2016	30
8.	Johnny Dawkins vs. Stetson, 2/16/1983	29
	Austin Rivers at North Carolina, 2/8/2012	29
	Jabari Parker at Boston College, 2/8/2014	29

Active, Game: Luke Kennard vs. Notre Dame, 1/16/2016 - 30
Coach K Era, Game: J.J. Redick vs. Virginia, 1/15/2003 - 34
ACC Play, Game: J.J. Redick vs. Virginia, 1/15/2003 - 34
Postseason, Game: J.J. Redick vs. NC State, 3/16/2003 - 30
ACC Tournament, Game: J.J. Redick vs. NC State, 3/16/2003 - 30
NCAA Tournament, Game: Kyrie Irving vs. Arizona, 3/24/2011 - 28
Cameron Indoor Stadium, Game: J.J. Redick vs. Virginia, 1/15/2003 - 34
In a Season Opener: Shavlik Randolph vs. Army, 11/12/2002 - 23
In a Conference Opener: Jahlil Okafor vs. Boston College, 1/3/2015 - 28
Off the Bench: Kyrie Irving vs. Arizona, 3/24/2011 - 28

Field Goals Made

Rk	Name vs. Opponent, Date	FG
1.	Mike Gminski at Wake Forest, 1/19/1977	13
	Jahlil Okafor at Virginia Tech, 2/25/2015	13
	Jahlil Okafor vs. Notre Dame, 3/13/2015	13
4.	Gene Banks vs. Washington College, 11/29/1977	12
	Gene Banks at North Carolina, 2/25/1978	12
	Johnny Dawkins vs. Maryland, 2/21/1983	12
	Luol Deng vs. North Carolina, 3/6/2004	12
	Jabari Parker at Boston College, 2/8/2014	12
	Jahlil Okafor vs. Furman, 11/26/2014	12
	Jahlil Okafor vs. Toledo, 12/29/2014	12
	Jahlil Okafor vs. San Diego State, 3/22/2015	12

Most Field Goals Made (No Misses)

Rk	Name vs. Opponent, Date	FG
1.	Mike Gminski vs. Johns Hopkins, 11/30/1976	10
2.	Carlos Boozer at NC State, 2/19/2000	7
3.	Jim Spanarkel at Wake Forest, 2/4/1976	6
	Tommy Amaker vs. Massachusetts, 12/12/1983	6
	Alaa Abdelnaby at North Carolina, 2/26/1987	6
	Christian Laettner vs. Arizona, 2/26/1989	6
	Cherokee Parks vs. Harvard, 11/30/1991	6
8.	Kenny Dennard vs. Wake Forest, 12/3/1977	5
	Gene Banks vs. Johns Hopkins, 11/26/1977	5
	Vince Taylor at Virginia, 1/24/1979	5
	Quin Snyder vs. Miami, 2/19/1986	5
	Antonio Lang vs. Lehigh, 12/29/1990	5
	Cherokee Parks vs. East Carolina, 11/25/1991	5
	Matt Christensen vs. Western Carolina, 12/20/1995	5
	Mike Dunleavy vs. Clemson, 1/29/2000	5
	Josh McRoberts vs. Wake Forest, 2/14/2006	5
	Josh McRoberts vs. Boston College, 3/12/2006	5
	Jahlil Okafor at Florida State, 2/9/2015	5

Field Goals Attempted

Rk	Name vs. Opponent, Date	FG
1.	Johnny Dawkins vs. Maryland, 2/21/1983	26
2.	Mike Gminski at Wake Forest, 1/19/1977	24
	Jabari Parker vs. Virginia, 3/16/2014	24
4.	Gene Banks at La Salle, 1/21/1978	22
	Brandon Ingram vs. Virginia, 2/13/2016	22
6.	Kyle Singler at Virginia, 3/5/2008	21
7.	Gene Banks vs. Maryland, 2/18/1978	20
	Johnny Dawkins vs. Stetson, 2/16/1983	20
	Johnny Dawkins at Wake Forest, 2/19/1983	20
	Johnny Dawkins vs. Wake Forest, 1/19/1983	20
	Johnny Dawkins vs. North Carolina, 3/5/1983	20
	Jason Williams vs. Florida, 3/24/2000	20
	Luol Deng vs. Purdue, 11/29/2003	20
	Jabari Parker vs. Eastern Michigan, 12/28/2013	20
	Jahlil Okafor vs. Stanford, 11/22/2014	20
	Brandon Ingram vs. Oregon, 3/24/2016	20

3-Point Field Goals Made

Rk	Name vs. Opponent, Date	3FG
1.	Trajan Langdon at North Carolina, 3/4/1995	6
	J.J. Redick at Georgia Tech, 2/26/2003	6
	Taylor King vs. Eastern Kentucky, 11/25/2007	6
	Kyle Singler vs. Maryland, 2/13/2008	6
	Andre Dawkins vs. Radford, 11/21/2009	6
	Austin Rivers at North Carolina, 2/8/2012	6
	Rasheed Sulaimon vs. Maryland, 2/16/2013	6
	Luke Kennard vs. NC State, 2/6/2016	6
9.	Trajan Langdon vs. North Carolina, 2/2/1995	5
	Jason Williams vs. William & Mary, 1/2/2000	5
	Chris Duhon at Virginia, 2/14/2001	5
	J.J. Redick vs. Dayton, 12/29/2002	5
	J.J. Redick vs. UCLA, 11/30/2002	5
	J.J. Redick vs. Virginia, 1/15/2003	5
	J.J. Redick vs. NC State, 3/16/2003	5
	J.J. Redick vs. Central Michigan, 3/22/2003	5
	Taylor King vs. N.C. Central, 11/9/2007	5
	Taylor King vs. Wisconsin, 11/27/2007	5
	Brandon Ingram vs. NC State, 3/9/2016	5

3-Point Field Goal Attempts

Rk	Name vs. Opponent, Date	3FGA
1.	J.J. Redick at Florida State, 2/2/2003	13
2.	J.J. Redick at North Carolina, 3/9/2003	11
	J.J. Redick vs. Kansas, 3/27/2003	11
	Taylor King vs. Eastern Kentucky, 11/25/2007	11
	Andre Dawkins vs. Coastal Carolina, 11/16/2009	11
	Luke Kennard vs. NC State, 2/6/2015	11
7.	David Henderson at Virginia, 2/5/1983	10
	Trajan Langdon at North Carolina, 3/4/1995	10
	Jason Williams vs. William & Mary, 1/2/2000	10
	J.J. Redick vs. UCLA, 11/30/2002	10
	J.J. Redick at Clemson, 1/5/2003	10
	J.J. Redick vs. Clemson, 2/9/2003	10
	J.J. Redick vs. NC State, 3/16/2003	10
	Jon Scheyer at Georgia Tech, 1/10/2007	10
	Jon Scheyer vs. North Carolina, 2/1/2007	10
	Austin Rivers at North Carolina, 2/8/2012	10

3-Point Field Goal Pct.

Rk	Name vs. Opponent, Date	Pct
1.	J.J. Redick at Georgia Tech, 2/26/2003	[6-of-7] .857
2.	Chris Duhon at Virginia, 2/14/2001	[5-of-6] .833
	J.J. Redick vs. Virginia, 1/15/2003	[5-of-6] .833
4.	Trajan Langdon vs. George Washington, 12/6/1994	[4-of-5] .800
	Luol Deng vs. Pacific, 11/27/2003	[4-of-5] .800
	Greg Paulus at Maryland, 2/11/2006	[4-of-5] .800
	Grayson Allen vs. Wake Forest, 3/4/2015	[4-of-5] .800
	Luke Kennard vs. Utah State, 11/29/2015	[4-of-5] .800
9.	Andre Dawkins vs. Radford, 11/21/2009	[6-of-8] .750
	Rasheed Sulaimon vs. Maryland, 2/16/2013	[6-of-8] .750

Minimum five three-point attempts

Free Throws Made

Rk	Name vs. Opponent, Date	FT
1.	Jahlil Okafor vs. Boston College, 1/3/2015	14
2.	Kyrie Irving vs. Michigan State, 12/1/2011	13
3.	Rasheed Sulaimon vs. Michigan State, 3/29/2013	12
	Tyus Jones at North Carolina, 3/7/2015	12
	Luke Kennard vs. Utah, 12/19/2015	12
6.	Elton Brand vs. Chaminade, 11/24/1997	11
	Elton Brand vs. UNC-Greensboro, 12/3/1997	11
	J.J. Redick vs. Virginia, 1/15/2003	11
	J.J. Redick vs. NC State, 3/16/2003	11
	Jon Scheyer at Miami, 1/14/2007	11
	Austin Rivers vs. Virginia Tech, 2/25/2012	11

Most Free Throws Made (No Misses)

Rk	Name vs. Opponent, Date	FT
1.	Tyus Jones at North Carolina, 3/7/2015	12
2.	J.J. Redick vs. Virginia, 1/15/2003	11
	Jon Scheyer at Miami, 1/14/2007	11
4.	Bobby Hurley at Northwestern, 12/2/1989	10
	Tyus Jones at St. John's, 1/25/2015	10
6.	Bill McCaffrey vs. Canisius, 11/29/1989	9
	Tyus Jones vs. Toledo, 12/29/2014	9
	Luke Kennard at Wake Forest, 1/6/2016	9
9.	Jay Bilas at Wake Forest, 2/19/1983	8
	Bobby Hurley vs. Clemson, 1/31/1990	8
	J.J. Redick at Clemson, 1/5/2003	8
	Kyle Singler vs. Marquette, 11/21/2007	8

Free Throw Attempts

Rk	Name vs. Opponent, Date	FTA
1.	Austin Rivers vs. Virginia Tech, 2/25/2012	17
	Jahlil Okafor vs. Boston College, 1/3/2015	17
3.	Elton Brand vs. Chaminade, 11/24/1997	16
	Kyrie Irving vs. Michigan State, 12/1/2010	16
5.	Grant Hill vs. Notre Dame, 11/23/1990	14
	Shelden Williams vs. Army, 11/23/2002	14
	Rasheed Sulaimon vs. Maryland, 2/16/2013	14
8.	Mike Gminski vs. St. Joseph's, 2/12/1977	13
	Elton Brand vs. UNC-Greensboro, 12/3/1997	13
	Shavlik Randolph vs. Army, 11/23/2002	13
	Brian Zoubek vs. Columbia, 11/12/2006	13
	Luke Kennard vs. Utah, 12/19/2015	13

Rebounds

Rk	Name vs. Opponent, Date	Reb
1.	Jahlil Okafor vs. Elon, 12/15/2014 <i>[1-5]</i>	20
2.	Mike Gminski vs. Clemson, 1/12/1977	17
	Gene Banks vs. Wake Forest, 1/18/1978	17
	Shelden Williams vs. Florida State, 3/6/2003	17
	Jahlil Okafor at Notre Dame, 1/28/2015	17
6.	Mike Gminski vs. Rice, 12/30/1976	16
	Mike Gminski at Duquesne, 1/31/1977	16
	Mike Gminski vs. Clemson, 3/3/1977	16
	Kenny Dennard at La Salle, 1/21/1978	16
	Luol Deng vs. Maryland, 3/14/2004	16
	Jabari Parker at Boston College, 2/8/2014	16

Active, Game: Luke Kennard vs. Oregon, 3/24/2016 - 11
Coach K Era, Game: Shelden Williams vs. Florida State, 3/6/2003 - 17
ACC Play, Game: Gene Banks vs. Wake Forest, 1/18/1978 - 17; Shelden Williams vs. Florida State, 3/6/2003 - 17; Mike Gminski vs. Clemson, 1/12/1977 - 17
Postseason, Game: Mike Gminski vs. Clemson, 3/3/1977 - 16;
Luol Deng vs. Maryland, 3/14/2004 - 16
ACC Tournament, Game: Mike Gminski vs. Clemson, 3/3/1977 - 16;
Luol Deng vs. Maryland, 3/14/2004 - 16
NCAA Tournament, Game: Elton Brand vs. Syracuse, 3/20/1998 - 14
Cameron Indoor Stadium, Game: Jahlil Okafor vs. Elon, 12/15/2015 - 20

Offensive Rebounds

Rk	Name vs. Opponent, Date	Reb
1.	Jabari Parker vs. Florida State, 1/25/2014	10
	Jahlil Okafor vs. Elon, 12/15/2014	10
3.	Kyle Singler vs. Princeton, 11/19/2007	9
4.	Kenny Dennard at La Salle, 1/21/1978	8
	Elton Brand vs. Syracuse, 3/20/1998	8
	Carlos Boozer vs. Kansas, 3/19/2000	8
	Jahlil Okafor vs. Miami, 1/13/2015	8
	Brandon Ingram vs. Georgia Southern, 12/15/2015	8
9.	Shelden Williams vs. Georgia Tech, 1/25/2003	7
	Jahlil Okafor vs. Temple, 11/21/2014	7
	Jahlil Okafor at Virginia Tech, 2/25/2015	7
	Jahlil Okafor vs. Syracuse, 2/28/2015	7

Defensive Rebounds

Rk	Name vs. Opponent, Date	Reb
1.	Luol Deng vs. Maryland, 3/14/2004	12
	Josh McRoberts vs. George Washington, 3/18/2006	12
	Jahlil Okafor at Notre Dame, 1/28/2015	12
	Justise Winslow vs. Clemson, 2/21/2015	12
5.	Shelden Williams vs. Florida State, 3/6/2003	11
	Kyle Singler at Davidson, 12/11/2007	11
	Jabari Parker at Boston College, 2/8/2014	11
	Jabari Parker at Georgia Tech, 2/18/2014	11
	Justise Winslow vs. Robert Morris, 3/20/2015	11
	Justise Winslow vs. San Diego State, 3/22/2015	11

Assists

Rk	Name vs. Opponent, Date	Ast
1.	Greg Paulus vs. Valparaiso, 12/18/2005 [t-4]	15
2.	Bobby Hurley vs. Georgia Tech, 1/28/1990	13
	Bobby Hurley at NC State, 2/21/1990	13
	Jason Williams vs. Virginia, 2/5/2000	13
	Jason Williams vs. St. John's, 2/26/2000	13
	Chris Duhon vs. N.C. A&T, 12/30/2000	13
7.	Jim Spanarkel vs. East Carolina, 12/10/1975	12
	Bobby Hurley vs. NC State, 1/24/1990	12
	Chris Duhon at Temple, 12/2/2000	12
	Tyus Jones at Florida State, 2/9/2015	12

Active, Game: Luke Kennard vs. Elon, 12/28/2015 - 4
 Coach K Era, Game: Greg Paulus vs. Valparaiso, 12/18/2005 - 15
 ACC Play, Game: Bobby Hurley vs. Georgia Tech, 1/28/1990 - 13; Bobby Hurley at NC State, 2/21/1990 - 13; Jason Williams vs. Virginia, 2/5/2000 - 13
 Postseason, Game: Jason Williams vs. Wake Forest, 3/11/2000 - 11
 ACC Tournament, Game: Jason Williams vs. Wake Forest, 3/11/2000 - 11
 NCAA Tournament, Game: 3x; last by Chris Duhon vs. Monmouth, 3/25/2001 - 9
 Cameron Indoor Stadium, Game: Greg Paulus vs. Valparaiso, 12/18/2005 - 15

Blocked Shots

Rk	Name vs. Opponent, Date	Blk
1.	Mike Gminski at Davidson, 1/5/1977	9
2.	Mike Gminski vs. Connecticut, 12/14/1976	8
3.	Mike Gminski vs. Johns Hopkins, 11/30/1976	7
	Mike Gminski at Tennessee, 12/7/1976	7
5.	Antonio Lang vs. East Carolina, 11/26/1990	6
	Antonio Lang vs. Michigan, 12/8/1990	6
	Shelden Williams vs. Maryland, 2/19/2003	6
	Jabari Parker vs. East Carolina, 11/19/2013	6
	Brandon Ingram vs. Virginia Tech, 1/9/2016	6
10.	Mike Gminski vs. NC State, 11/27/1976	5
	Mike Gminski vs. Washington, 12/4/1976	5
	Taymon Domzalski vs. Maryland, 1/28/1996	5
	Casey Sanders vs. Army, 11/20/1999	5

Active, Game: Amile Jefferson vs. Maryland, 1/26/2013 - 3
 Coach K Era, Game: Antonio Lang vs. East Carolina, 11/26/1990 - 6;
 Antonio Lang vs. Michigan, 12/8/1990 - 6; Shelden Williams vs. Maryland, 2/19/2003 - 6;
 Jabari Parker vs. East Carolina, 11/19/2013 - 6; Brandon Ingram vs. Virginia Tech, 1/9/2016 - 6
 ACC Play, Game: Shelden Williams vs. Maryland, 2/19/2003 - 6; Brandon Ingram vs. Virginia Tech, 1/9/2016 - 6
 Postseason, Game: 2x; last by Josh McRoberts vs. Southern, 3/16/2006 - 4
 ACC Tournament, Game: Luol Deng vs. Virginia, 3/12/2004 - 4
 NCAA Tournament, Game: Josh McRoberts vs. Southern, 3/16/2006 - 4
 Cameron Indoor Stadium, Game: Mike Gminski vs. Johns Hopkins, 11/30/1976 - 7

Steals

Rk	Name vs. Opponent, Date	St
1.	Shane Battier vs. Davidson, 11/20/1997 [t-2]	7
2.	Tommy Amaker vs. Appalachian State, 1/11/1984	6
	Grant Hill vs. Iowa, 3/16/1991	6
	Jason Williams vs. DePaul, 12/4/1999	6
	Chris Duhon vs. Illinois, 11/28/2000	6
	Justise Winslow vs. Wake Forest, 3/4/2015	6
7.	Jim Spanarkel vs. NC State, 2/18/1976	5
	Tommy Amaker vs. Ohio, 12/7/1983	5
	Christian Laettner vs. Cornell, 12/29/1988	5
	Christian Laettner vs. Wake Forest, 3/10/1989	5
	Jason Williams vs. Columbia, 11/23/1999	5
	Jason Williams vs. North Carolina, 3/4/2000	5
	Chris Duhon vs. Davidson, 12/5/2000	5
	Chris Duhon vs. Maryland, 3/10/2001	5
	Chris Duhon vs. Maryland, 2/27/2001	5
	Chris Duhon vs. North Carolina, 2/1/2001	5
	J.J. Redick vs. Davidson, 11/25/2002	5
	Luol Deng at Michigan State, 12/3/2003	5
	Greg Paulus vs. Boston College, 3/12/2006	5
	Jon Scheyer vs. Georgia Tech, 2/18/2007	5

Active, Game: Luke Kennard vs. Florida State, 2/25/2016 - 3; Grayson Allen vs. Presbyterian, 11/14/2014 - 3; Matt Jones vs. Davidson, 11/8/2013 - 3
 Coach K Era, Game: Shane Battier vs. Davidson, 11/20/1997 - 7
 ACC Play, Game: Justise Winslow vs. Wake Forest, 3/4/2015 - 6
 Postseason, Game: Grant Hill vs. Iowa, 3/16/1991 - 6
 ACC Tournament, Game: Greg Paulus vs. Boston College, 3/12/2006 - 5; Chris Duhon vs. Maryland, 3/10/2001 - 5; Christian Laettner vs. Wake Forest, 3/10/1989 - 5
 NCAA Tournament, Game: Grant Hill vs. Iowa, 3/16/1991 - 6
 Cameron Indoor Stadium, Game: Shane Battier vs. Davidson, 11/20/1997 - 7

Minutes Played

Rk	Name vs. Opponent, Date	Min
1.	Tommy Amaker at North Carolina, 3/3/1984	49
2.	Todd Anderson vs. Clemson, 2/24/1982	46
3.	Tommy Amaker vs. Wake Forest, 2/18/1984	45
	Jason Williams vs. DePaul, 12/4/1999	45
	Tyus Jones at Virginia Tech, 2/25/2015	45
6.	Jim Spanarkel vs. Wake Forest, 1/21/1976	44
	Tommy Amaker vs. Georgia Tech, 3/9/1984	44
	Jon Scheyer vs. Virginia Tech, 1/6/2007	44
9.	Bobby Hurley vs. Connecticut, 3/24/1990	43
	Bobby Hurley vs. NC State, 1/24/1990	43
	Jason Williams at North Carolina, 2/3/2000	43
	Luol Deng vs. Maryland, 3/14/2004	43
	Jon Scheyer vs. NC State, 3/8/2007	43
	Austin Rivers vs. Miami, 2/5/2012	43
	Tyus Jones vs. North Carolina, 2/18/2015	43
16.	Bobby Hurley at Maryland, 2/10/1990	42
	Brandon Ingram vs. Utah, 12/19/2015	42
	Derryck Thornton vs. Utah, 12/19/2015	42
19.	Mike Gminski vs. Clemson, 1/12/1977	41
	Jason Williams at Virginia, 1/5/2000	41
	Luol Deng at North Carolina, 2/5/2004	41
	Austin Rivers vs. Virginia Tech, 2/25/2012	41
	Jahlil Okafor vs. North Carolina, 2/18/2015	41

Fewest Field Goal Attempts (Minimum 20 Points)

Rk	Player vs. Opponent, Date	FGA	Pts
1.	Jon Scheyer at Miami, 1/14/2007 (5-8 FG, 4-6 3FG, 11-11 FT)	8	25
2.	Elton Brand vs. Chaminade, 11/24/1997 (6-9 FG, 11-16 FT)	9	23
	Elton Brand vs. UNC-Greensboro, 12/3/1997 (6-9 FG, 11-13 FT)	9	23
	Corey Maggette vs. UNC-Greensboro, 12/30/1998 (6-9 FG, 3-5 3FG, 7-8 FT)	9	22
	Andre Dawkins vs. Radford, 11/21/2009 (7-9 FG, 6-8 3FG)	9	20
	Rasheed Sulaimon vs. Creighton, 3/24/2013 (5-9 FG, 3-5 3FG, 8-10 FT)	9	21
	Luke Kennard vs. Utah State, 11/29/2015 (7-9 FG, 4-5 3FG, 4-5 FT)	9	22
	Luke Kennard vs. Utah, 12/19/2015 (5-9 FG, 2-5 3FG, 12-13 FT)	9	24

Fewest Field Goal Attempts (Minimum 30 Points)

Rk	Player vs. Opponent, Date	FGA	Pts
1.	Kyrie Irving vs. Michigan State, 12/1/2010 (8-12 FG, 2-3 3FG, 13-16 FT)	12	31
	J.J. Redick vs. NC State, 3/16/2003 (7-12 FG, 5-10 3FG, 11-12 FT)	12	30
3.	J.J. Redick vs. Virginia, 1/15/2003 (9-13 FG, 5-6 3FG, 11-11 FT)	13	34
4.	Luke Kennard vs. Notre Dame, 1/16/2016 (10-15 FG, 4-6 3FG, 6-7 FT)	15	30
5.	Johnny Dawkins at Maryland, 1/15/1983 (11-16 FG, 4-6 3FG, 5-8 FT)	16	31

Most Points (100 Pct. Efficiency)

Rk	Player vs. Opponent, Date	Pts
1.	Josh McRoberts vs. Wake Forest, 2/14/2006 (5-5 FG, 1-1 3FG, 5-5 FT)	16
2.	Kenny Dennard vs. Wake Forest, 12/3/1977 (5-5 FG, 5-5 FT)	15
3.	Mike Dunleavy vs. Clemson, 1/29/2000 (5-5 FG, 3-3 3FG)	13
4.	Greg Paulus vs. Seton Hall, 11/16/2005 (4-4 FG, 2-2 3FG, 2-2 FT)	12
	Andre Dawkins at Wisconsin, 12/2/2009 (4-4 FG, 4-4 3FG)	12

Points Off the Bench

Rk	Name vs. Opponent, Date	Pts
1.	Kyrie Irving vs. Arizona, 3/24/2011	28
2.	Taylor King vs. Eastern Kentucky, 11/25/2007	27
	Grayson Allen vs. Wake Forest, 3/5/2015	27
4.	Luke Kennard vs. NC State, 2/6/2016	26
5.	Luol Deng vs. North Carolina, 3/6/2004	25
6.	Gordon Carver at Washington & Lee, 2/9/1943	24
	Shavlik Randolph vs. Butler, 1/30/2003	24
	Luke Kennard vs. Utah, 12/19/2015	24
9.	Luke Kennard at Wake Forest, 1/6/2016	23
10.	Robert Roelke at Virginia, 12/16/1942	22
	Bill McCaffrey vs. Harvard, 11/25/1989	22
	Corey Maggette vs. UNC-Greensboro, 12/30/1998	22
	Luol Deng at Georgia Tech, 1/31/2004	22
	Luke Kennard vs. Utah State, 11/29/15	22

RECORDS

Team Records - Season

Most Games Played

1. 1985-86	40
2009-10	40
3. 1990-91	39
1998-99	39
2000-01	39
2014-15	39

Most Regular Season Games

1. 1985-86	31
1990-91	31
2008-09	31
2009-10	31
2010-11	31
2011-12	31
2012-13	31
2013-14	31
2014-15	31
2015-16	31

Most Victories

1. ▲1985-86	37-3
▲1998-99	37-2
3. 2009-10	35-5
2000-01	35-4
2014-15	35-4
6. 1991-92	34-2
7. 1990-91	32-7
1997-98	32-4
2005-06	32-4
2010-11	32-5

Most ACC Victories

1. ▲1998-99	16-0
2. 1997-98	15-1
1999-2000	15-1
2014-15	15-3
5. 1962-63	14-0
1991-92	14-2
2005-06	14-2
2012-13	14-4

Most Losses

1. 1994-95	13-18
2. 1981-82	10-17
1982-83	11-17
4. 1973-74	10-16
5. 1949-50	15-15

Most ACC Losses

1. 1994-95	2-14
2. 1982-83	3-11
3. 1973-74	2-10
1974-75	2-10
1976-77	2-10
1981-82	4-10

Fewest Victories

1. 1905-06	2-3
1907-08	2-3
3. 1906-07	4-2
1909-10	4-4
1910-11	4-3
1924-25	4-8
1926-27	4-10

Fewest ACC Victories

1. 1973-74	2-10
1974-75	2-10
1976-77	2-10
1994-95	2-14
5. 1982-83	3-11
1975-76	3-9

Fewest Losses

1. 1908-09	8-1
1911-12	6-1
3. 1906-07	4-2
1929-30	18-2
1941-42	22-2
1991-92	34-2
1998-99	37-2

Fewest ACC Losses

1. ▲1962-63	14-0
▲1998-99	16-0
3. 1953-54	9-1
1963-64	13-1
1997-98	15-1
1999-2000	15-1

Consecutive Winning Seasons

1. 1950-51 - 1971-72	22
2. 1995-96 - Present	21
3. 1927-28 - 1937-38	11
1983-84 - 1993-94	11
5. 1916-17 - 1920-21	5
1976-77 - 1980-81	5

Consecutive Non-Losing Seasons

1. 1939-40 - 1971-72	33
2. 1995-96 - Present	21
3. 1927-28 - 1937-38	11
1983-84 - 1993-94	11
5. 1908-09 - 1914-15	7

Longest Winning Streak

1. Dec. 2, 1998 - March 27, 1999	32
2. March 6, 2010 - Jan. 9, 2011	125
3. March 14, 1991 - Feb. 1, 1992	23
Feb. 26, 1992 - Jan. 6, 1993	323
5. March 4, 2001 - Jan. 2, 2002	422
6. Jan. 25, 1986 - March 29, 1986	21
7. Dec. 28, 1962 - March 16, 1963	20
8. Nov. 20, 1999 - Feb. 5, 2000	18
Dec. 3, 2003 - Feb. 11, 2004	18
10. Nov. 14, 2005 - Jan. 18, 2006	17

¹ - Last 10 of 2009-10 and first 15 of 2010-11

² - Last six of 1990-91 and first 17 of 1991-92

³ - Last 13 of 1991-92 and first 10 of 1992-93

⁴ - Last 10 of 2000-01 and first 12 of 2001-02

ACC Winning Streak

1. ▲Feb. 8, 1998 - Feb. 9, 2000	31
2. Feb. 19, 1962 - Feb. 18, 1964	26
3. Dec. 4, 2005 - Feb. 22, 2006	14
4. Dec. 18, 1965 - Feb. 22, 1966	11
5. Feb. 27, 1991 - Feb. 5, 1992	10
Jan. 15, 2011 - Feb. 20, 2011	10

ACC Home Winning Streak

1. Dec. 12, 1960 - Jan. 9, 1965	29
2. Jan. 18, 1997 - Feb. 9, 2000	26
3. Dec. 2, 2001 - Feb. 22, 2004	22
4. Feb. 22, 2009 - Jan. 19, 2012	20
5. Jan. 5, 2013 - Jan. 3, 2015	19

ACC Road Winning Streak

1. ▲Feb. 8, 1998 - Feb. 14, 2001	24
2. Feb. 19, 1962 - Feb. 18, 1964	14
3. Jan. 7, 2012 - Feb. 28, 2012	8
4. Jan. 8, 2005 - Feb. 22, 2006	7
5. Feb. 29, 1964 - Feb. 23, 1965	6
Feb. 1, 1986 - Jan. 21, 1987	6

Home Court Winning Streak

1. ▲Jan. 13, 1997 - Feb. 9, 2000	46
2. Feb. 22, 2009 - Jan. 19, 2012	45
3. Nov. 25, 2002 - Feb. 26, 2004	41
Nov. 9, 2012 - Jan. 3, 2015	41
4. Nov. 14, 1990 - Jan. 17, 1993	36

Non-ACC Home Win Streak

1. Nov. 14, 2000 - Present	125
2. Feb. 2, 1983 - Dec. 2, 1995	95
3. Dec. 11, 1996 - Feb. 26, 2000	24
4. Dec. 2, 1973 - Dec. 3, 1975	18
Dec. 10, 1975 - Feb. 10, 1979	18

Most Wins to Open Season

1. 1991-92	17
2005-06	17
3. 1985-86	16
4. 2004-05	15
2010-11	15
2012-13	15
7. 2014-15	14
8. 1935-36	13
1988-89	13
10. 5x; last in 2002-03	12

Record in Season Openers

Overall	[784] 87-24
Under Mike Krzyzewski	[944] 34-2
ACC Openers	[730] 46-17
ACC Openers Under Mike Krzyzewski	[778] 28-8

Longest Losing Streak

1. Feb. 13, 1922 - March 1, 1922	8
2. Feb. 2, 1939 - Feb. 16, 1939	7
3. Jan. 17, 1925 - Feb. 7, 1925	6
Jan. 4, 1995 - Jan. 21, 1995	6
5. 8x; last Feb. 16, 1977 - March 3, 1977	5

Longest ACC Losing Streak

1. Jan. 4, 1995 - Feb. 4, 1995	9
2. Jan. 19, 1974 - Feb. 6, 1974	5
Jan. 24, 1976 - Feb. 18, 1976	5
Feb. 5, 1983 - Feb. 23, 1983	5
5. 10x; last Feb. 1, 2007 - Feb. 11, 2007	4

Highest Winning Pct.

1. 1998-99	[37-2] .949
2. 1991-92	[34-2] .944
3. 1985-86	[37-3] .925
4. 1941-42	[22-2] .916
5. 1962-63	[27-3] .900

Lowest Winning Pct.

1. 1921-22	[6-12] .333
1924-25	[4-8] .333
3. 1981-82	[10-17] .370
4. 1973-74	[10-16] .384
5. 1982-83	[11-17] .393

30-Plus Win Seasons

14
(1986, 1991, 1992, 1998, 1999, 2001, 2002, 2004, 2006, 2009, 2010, 2011, 2013, 2015)

20-Plus Win Seasons

51
(last 25-11 in 2015-16)

Most Victories

Two-Year Period	
1. 1998-99	69-6
2. 2010-11	67-10
3. 1991-92	66-9
1999-00	66-7
2001-02	66-8

Three-Year Period

1. ▲1999-01	101-11
2. 1998-00	98-11
3. 2009-11	97-17
4. 2000-02	95-13
1990-92	95-18

Four-Year Period

1. ▲1998-01	133-15
2. 1999-02	132-15
3. 2008-11	125-23
4. 2009-12	124-24
2010-13	124-23

Highest Winning Pct.

Two-Year Period	
1. 1998-99	[69-6] .920
2. 1999-00	[66-7] .904
3. 2001-02	[66-8] .892
4. 1991-92	[66-9] .880
5. 2000-01	[64-9] .877

Three-Year Period

1. 1999-01	[101-11] .902
2. 1998-00	[98-11] .899
3. 2000-02	[95-13] .880
4. 1997-99	[93-15] .861
5. 2001-03	[92-15] .859

Four-Year Period

1. 1998-01	[133-15] .899
2. 1999-02	[132-15] .898
3. 1997-00	[122-20] .859
4. 2000-03	[121-20] .858
5. 2001-04	[123-21] .854

▲ - ACC Record
◆ - NCAA Record

Most Points

1. ▲ 1998-99	[38 games] 3,581
2. 2000-01	[39 games] 3,538
3. 1990-91	[39 games] 3,421
4. 1989-90	[38 games] 3,386
5. 1985-86	[40 games] 3,194

Most Points Allowed

1. 1989-90	[38 games] 2,910
2. 1990-91	[39 games] 2,864
3. 2000-01	[39 games] 2,750
4. 1985-86	[40 games] 2,689
5. 1998-99	[39 games] 2,619

Highest Scoring Average

1. 1964-65	92.4
2. 1998-99	91.8
3. 2000-01	90.7
4. 1989-90	89.1
5. 2001-02	88.9

Highest Opp. Scoring Avg.

1. 1975-76	85.0
2. 1982-83	83.7
3. 1974-75	81.5
4. 1968-69	79.4
5. 1964-65	77.8

Best Scoring Defense (since 1951)

1. 2009-10	61.0
2. 2006-07	62.0
3. 1959-60	63.2
4. 1997-98	64.1
5. 2014-15	64.2

Highest Avg. Scoring Margin

1. ▲ 1998-99	24.6
2. 1997-98	21.5
3. 2000-01	20.2
4. 2001-02	19.7
5. 1988-89	16.7

Most Field Goals Made

1. 1985-86	1,245
2. 1998-99	1,244
3. 1990-91	1,227
4. 2000-01	1,217
5. 1989-90	1,171

Most Field Goals Allowed

1. 1989-90	1,115
2. 1990-91	1,087
3. 1985-86	1,082
4. 1991-92	1,033
5. 2000-01	1,028

Most Field Goal Attempts

1. ▲ 2000-01	2,530
2. 1950-51	2,514
3. 1985-86	2,429
4. 1998-99	2,422
5. 1990-91	2,401

Most Field Goal Attempts Allowed

1. 1998-99	2,486
2. 1989-90	2,473
3. 2000-01	2,471
4. 1950-51	2,454
5. 1990-91	2,445

Highest Field Goal Pct.

1. 1988-89	[1163-2166] .537
2. 1991-92	[1,108-2,069] .536
3. 1977-78	[1,123-2,131] .5270
4. 1984-85	[950-1,804] .5266
5. 1975-76	[968-1,853] .522

Best Field Goal Defense

1. 1951-52	[757-2,282] .331
2. 1955-56	[581-1,617] .350
3. 1954-55	[651-1,824] .360
4. 1950-51	[889-2,454] .362
5. 1956-57	[651-1,723] .378

Best Field Goal Defense (Coach K Era)

1. 2004-05	[783-2,006] .390
2. 1998-99	[972-2,486] .391
3. 2009-10	[883-2,202] .401
4. 2010-11	[896-2,212] .405
5. 2003-04	[876-2,154] .407

Most 3-Point FG

1. ▲ 2000-01	407
2. 2015-16	328
3. 2013-14	316
4. 2007-08	308
5. 2001-02	301
2009-10	301

Most 3-Point FG Allowed

1. 2015-16	226
2. 2000-01	207
3. 2014-15	199
4. 1999-2000	197
5. 1998-99	191

Most 3-Point FG Attempts

1. ▲ 2000-01	1,057
2. 2015-16	851
3. 2001-02	830
4. 2007-08	816
5. 2013-14	801

Most 3-Point FG Attempts Allowed

1. 2015-16	665
2. 1998-99	635
3. 2000-01	602
4. 2009-10	559
5. 2001-02	555

Highest 3-Point FG Pct.

1. 1991-92	[171-394] .434
2. 1982-83	[98-230] .426
3. 1986-87	[148-368] .402
4. 2012-13	[270-676] .399
5. 1992-93	[184-463] .397

Best 3-Point FG Defense

1. 2009-10	[158-559] .283
2. 1992-93	[118-409] .289
3. 2012-13	[160-551] .290
4. 1993-94	[145-489] .297
5. 1998-99	[191-635] .301

Most Free Throws Made

1. ◆ 1989-90	888
2. 1998-99	800
3. 1990-91	791
4. 1991-92	780
5. 2000-01	697

Most Free Throw Attempts

1. 1989-90	1,165
2. 1998-99	1,135
3. 1990-91	1,089
4. 1991-92	1,043
5. 2000-01	1,002

Highest Free Throw Pct.

1. ▲ 1977-78	.791
2. 1972-73	.785
3. 1970-71	.766
4. 1989-90	.762
5. 2005-06	.761

Most Rebounds

1. 1951-52	1,758
2. 1998-99	1,645
3. 2009-10	1,560
4. 2000-01	1,505
5. 1965-66	1,487

Highest Rebound Average

1. 1951-52	58.6
2. 1961-62	50.5
3. 1960-61	49.7
4. 1965-66	49.6
5. 1952-53	48.8

Highest Rebound Margin

1. 1965-66	+12.7
2. 1962-63	+11.3
3. 1961-62	+10.9
4. 1967-68	+10.5
5. 1966-67	+9.5

Most Assists

1. 2000-01	701
2. 1990-91	689
3. 1988-89	684
4. 1985-86	671
5. 1989-90	663

Most Blocked Shots

1. ▲ 1998-99	245
2. 2003-04	240
3. 2004-05	220
4. 1993-94	204
5. 2005-06	202

Most Steals

1. 2000-01	411
2. 1990-91	362
3. 1985-86	360
4. 2001-02	351
5. 1998-99	349

Most Turnovers Caused

1. 1990-91	779
2. 1985-86	773
3. 1989-90	764
4. 2000-01	752
5. 1988-89	724

Most Turnovers Committed

1. 1989-90	661
2. 1988-89	648
3. 1990-91	645
4. 1985-86	616
5. 1977-78	610

Most Personal Fouls

1. 1950-51	783
2. ▲ 1985-86	767
3. 1951-52	751
4. 1988-89	750
5. 1989-90	734

Most Players to Foul Out

1. 1950-51	48
2. 1951-52	42
▲ 1975-76	42
4. 1952-53	38
5. 1954-55	35

Fewest Players to Foul Out

1. 1961-62	5
1993-94	5
3. 1997-98	6
4. 1992-93	7
2014-15	7

Fewest Personal Fouls

1. 1971-72	419
2. 1969-70	421
3. 1956-57	459
4. 1957-58	460
5. 1976-77	510

▲ - ACC Record
◆ - NCAA Record

Team Records - Game

Most Points, Game

Table with 3 columns: Rank, Opponent/Date, Points. Includes records like vs. Virginia, 2/11/1965 [1] 136.

Most Points, Half

Table with 3 columns: Rank, Opponent/Date, Points. Includes records like vs. Virginia, 2/11/1965 [2nd Half] 72.

Most Points Allowed, Game

Table with 3 columns: Rank, Opponent/Date, Points. Includes records like at Wake Forest, 1/22/1975 122.

Most Points Allowed, Half

Table with 3 columns: Rank, Opponent/Date, Points. Includes records like at G. Washington, 12/22/1952 [2nd Half] 66.

Fewest Points, Game

Table with 3 columns: Rank, Opponent/Date, Points. Includes records like vs. Littleton HS, 1908 3.

Fewest Points, Game (since 1955)

Table with 3 columns: Rank, Opponent/Date, Points. Includes records like vs. NC State, 3/8/1968 [1] 20.

Fewest Points, Half (since 1955)

Table with 3 columns: Rank, Opponent/Date, Points. Includes records like vs. NC State, 3/8/1968 [1st Half] 4.

Fewest Pts. Allowed, Game

Table with 3 columns: Rank, Opponent/Date, Points. Includes records like by Guilford, 1907 1.

Fewest Points Allowed, Game (since 1955)

Table with 3 columns: Rank, Opponent/Date, Points. Includes records like vs. NC State, 3/8/1968 12.

Fewest Points Allowed, Half (since 1955)

Table with 3 columns: Rank, Opponent/Date, Points. Includes records like vs. North Carolina, 2/24/1970 [1st Half] 0.

Longest Holding Opponent Scoreless

Table with 3 columns: Rank, Opponent/Date, Points. Includes records like vs. North Carolina, 2/24/1970 20:48.

Largest Victory Margin

Table with 3 columns: Rank, Opponent/Date, Points. Includes records like vs. Furman, 1910 [85-5] 80.

Largest Defeat Margin

Table with 3 columns: Rank, Opponent/Date, Points. Includes records like at Washington & Lee, 1913 [15-90] 75.

Largest Combined Score

Table with 3 columns: Rank, Opponent/Date, Points. Includes records like at Wake Forest, 1/22/1975 [109+122] 231.

Smallest Combined Score (since 1953)

Table with 3 columns: Rank, Opponent/Date, Points. Includes records like vs. NC State, 3/8/1968 [10+12] 22.

Halftime Margin

Table with 3 columns: Rank, Opponent/Date, Points. Includes records like vs. Harvard, 11/25/1989 [72-30] 42.

Halftime Deficits

Table with 3 columns: Rank, Opponent/Date, Points. Includes records like vs. Tulane, 12/30/1950 [27-56] 29.

Highest Point Improvement Between Halves

Table with 4 columns: Team, Date, 1st, 2nd, Diff. Includes records like vs. La Salle, 12/5/1978 12 54 42.

Best Defensive Improvement Between Halves

Table with 4 columns: Team, Date, 1st, 2nd, Diff. Includes records like vs. Tulane, 12/30/1950 56 16 40.

Best Defensive Improvement (Under Coach K)

Table with 4 columns: Team, Date, 1st, 2nd, Diff. Includes records like at N. Carolina, 3/5/2011 51 30 21.

Largest Deficit Overcome to Win Game

Table with 3 columns: Rank, Opponent/Date, Points. Includes records like vs. Tulane, 12/30/1950 32.

Largest Second Half Deficit Overcome to Win

Table with 3 columns: Rank, Opponent/Date, Points. Includes records like vs. Tulane, 12/30/1950 31.

Largest Halftime Deficit Overcome to Win

Table with 3 columns: Rank, Opponent/Date, Points. Includes records like vs. Tulane, 12/30/1950 29.

Most Field Goals Made

Table with 3 columns: Rank, Opponent/Date, Points. Includes records like vs. Virginia, 2/11/1965 55.

Most Field Goal Attempts

Table with 3 columns: Rank, Opponent/Date, Points. Includes records like vs. NC State, 3/5/1955 102.

Highest Field Goal Pct.

Table with 3 columns: Rank, Opponent/Date, Points. Includes records like vs. Johns Hopkins, 11/26/1977 [41-55] .745.

Fewest FG Scored (since 1938)

Table with 3 columns: Rank, Opponent/Date, Points. Includes records like vs. NC State, 3/8/1968 [1] 2.

Fewest FG Attempts (since 1950)

Table with 3 columns: Rank, Opponent/Date, Points. Includes records like vs. NC State, 3/8/1968 [1] 11.

RECORDS

Most 3-Point Field Goals

1.	vs. N.C. A&T, 12/30/2000	18
	vs. Monmouth, 3/15/2001	18
	vs. Radford, 11/21/2009	18
4.	at North Carolina, 3/2/1997	17
	vs. Clemson, 3/9/2000	17
	at Temple, 12/2/2000	17
7.	vs. Florida, 12/9/1998	16
	vs. N.C. Central, 11/9/2007	16
	vs. Presbyterian, 11/14/2014	16
10.	vs. NC State, 2/8/1997	15
	vs. UCLA, 2/22/1998	15
	vs. Notre Dame, 11/26/1998	15
	vs. Princeton, 11/14/2000	15
	at Florida State, 1/4/2001	15
	at Florida State, 1/6/2002	15
	vs. UNC Greensboro, 11/27/2004	15
	vs. Albany, 12/17/2007	15
	at Miami, 2/20/2008	15
	vs. Bradley, 12/8/2010	15
	at Syracuse, 2/1/2014	15
	vs. Mercer, 3/21/2014	15

Most 3-Point FG Attempts

1.	vs. Miami, 2/7/2009	39
2.	vs. N.C. A&T, 12/30/2000	38
	at North Carolina, 3/4/2001	38
	vs. Monmouth, 3/15/2001	38
5.	at Florida State, 1/6/2002	37
	vs. Army, 11/23/2002	37
	at Florida State, 2/2/2003	37
	at Miami, 2/20/2008	37
	vs. Mercer, 3/21/2014	37
	vs. Syracuse, 1/18/2016	37

Highest 3-Point FG Pct.

1.	vs. Clemson, 2/1/1988	[10-11] .909
2.	vs. Minnesota, 11/22/2012	[8-10] .800
3.	vs. Notre Dame, 11/26/1998	[15-20] .750
4.	vs. Southern Illinois, 3/18/1993	[14-19] .737
5.	vs. Northwestern, 12/30/1986	[11-15] .733
6.	vs. Indiana, 3/20/1987	[8-11] .727
7.	at Virginia Beach, 2/21/2013	[12-17] .706
8.	vs. Vanderbilt, 12/6/1986	[7-10] .700
	vs. Kansas, 2/18/1989	[7-10] .700
10.	vs. Florida, 12/9/1998	[16-23] .696

Most Free Throws Made

1.	vs. Pennsylvania, 12/22/1980	42
	vs. Fairfield, 11/14/1998	42
3.	at Northwestern, 12/2/1989	41
4.	vs. Davidson, 12/16/1952	40
	vs. New Hampshire, 12/29/1982	40
	vs. Southern Illinois, 11/20/2008	40
7.	at North Carolina, 2/6/1953	39
8.	at Pennsylvania, 12/16/1955	38
	at William & Mary, 1/22/1990	38
	vs. Clemson, 1/31/1990	38

Most Free Throw Attempts

1.	vs. Vanderbilt, 12/1/1952	61
	vs. Davidson, 12/16/1952	61
3.	at Boston University, 1/21/1992	55
4.	at Pennsylvania, 12/16/1955	54
	vs. Fairfield, 11/14/1998	54
6.	at Northwestern, 12/2/1989	53
7.	vs. New Hampshire, 12/29/1982	51
8.	vs. Pennsylvania, 12/22/1980	50
9.	vs. Clemson, 1/31/1990	49
	vs. Virginia Tech, 1/30/2005	49
	vs. Georgia Southern, 11/11/2008	49

Highest Free Throw Pct.

1.	at South Carolina, 12/13/1961	[14-14] 1.000
	vs. Virginia Tech, 12/2/1966	[29-29] 1.000
	vs. Davidson, 2/11/1978	[24-24] 1.000
4.	vs. UNC Greensboro, 12/31/2005	[27-28] .964
5.	at South Carolina, 12/16/1963	[25-26] .962
6.	vs. Texas, 12/10/2005	[23-24] .958
7.	vs. North Carolina, 3/6/2010	[22-23] .957
8.	vs. North Carolina, 2/9/2005	[21-22] .955
9.	vs. Virginia Tech, 1/4/2009	[19-20] .950
10.	vs. Marquette, 11/21/2006	[17-18] .944
	at Maryland, 1/25/2012	[17-18] .944

Minimum 10 attempts

Most Rebounds

1.	vs. Virginia, 2/9/1956	76
	vs. Wake Forest, 2/14/1968	76
3.	vs. South Carolina, 3/3/1955	73
4.	vs. Penn State, 1/3/1966	72
5.	vs. Virginia, 12/16/1966	70
6.	vs. Virginia, 2/16/1960	69
	vs. Michigan, 12/3/1966	69
8.	vs. West Virginia, 12/27/1954	68
9.	at Virginia, 2/21/1956	67
	vs. Bucknell, 1/4/1960	67
	vs. South Carolina, 3/3/1961	67
	vs. Virginia Tech, 12/15/1970	67

Most Assists

1.	vs. Miami (Fla.), 2/19/1986	33
2.	vs. Virginia, 2/11/1965	32
3.	at Davidson, 1/29/1975	31
4.	vs. Harvard, 11/25/1989	30
	vs. South Carolina State, 11/21/1998	30
	vs. Presbyterian, 11/14/2014	30
7.	vs. East Carolina, 11/30/1988	29
	vs. Clemson, 1/29/1989	29
9.	7x, last vs. N.C. Central, 11/9/2007	28

Most Blocked Shots

1.	vs. Illinois-Chicago, 12/14/2004	18
2.	vs. Virginia, 1/10/1999	17
3.	vs. Virginia, 1/16/2005	14
	vs. Maryland, 1/11/2006	14
5.	vs. N.C. A&T, 12/20/1998	13
	vs. Maryland, 2/19/2003	13
	vs. Georgia Tech, 2/5/2005	13
8.	vs. Vermont, 12/28/1979	12
	vs. Maryland, 1/28/1996	12
	vs. Florida State, 1/16/1999	12
	vs. Virginia, 3/4/1999	12
	at Maryland, 1/9/2000	12
	vs. UNC Greensboro, 11/27/2004	12
	vs. Maryland, 1/24/2009	12
	vs. Western Michigan, 12/30/2011	12

Most Steals

1.	vs. Davidson, 11/20/1997	22
2.	vs. Davidson, 1/27/1976	21
	vs. Davidson, 12/5/2000	21
4.	vs. Washington College, 11/29/1977	19
	vs. Maryland, 2/3/1979	19
	vs. Maryland, 1/11/2006	19
7.	vs. Vermont, 12/30/1975	18
	vs. Chicago, 12/13/1977	18
	vs. Lehigh, 1/9/1978	18
	vs. Cornell, 12/29/1988	18
	vs. Harvard, 11/25/1989	18
	vs. North Carolina, 1/29/1997	18
	vs. North Carolina, 3/3/2002	18

Most Turnovers Caused

1.	vs. Harvard, 11/25/1989	39
2.	vs. Vermont, 12/30/1975	34
3.	vs. Massachusetts, 12/12/1983	33
	vs. South Carolina State, 12/1/1997	33
	vs. Davidson, 12/5/2000	33

Most Turnovers Committed

1.	vs. East Carolina, 12/4/1974	36
2.	at Harvard, 2/14/1989	34
3.	vs. Maryland, 2/9/1991	33
4.	at Wake Forest, 2/2/1978	31
5.	3x; last at Tulane, 1/7/1976	30

Most Personal Fouls

1.	at Wake Forest, 1/12/1954	40
2.	vs. NC State, 3/8/1952	39
3.	vs. New York University, 2/3/1951	37
	at Wake Forest, 2/13/2003	37
5.	vs. North Carolina, 3/1/1957	35
	vs. Wake Forest, 2/26/1954	35

Most Players to Foul Out

1.	vs. North Carolina, 3/1/1957	5
	vs. North Carolina, 3/11/1967	5
	at Wake Forest, 2/13/2003	5
	at Maryland, 2/12/2005	5
	at Wake Forest, 2/17/2008	5
6.	12x; last vs. Maryland, 3/14/2004	4

Fewest Personal Fouls

1.	at Oklahoma State, 12/19/1939	3
	vs. Perry, 12/4/1945	3
3.	vs. North Carolina, 3/4/1937	4
	at Maryland, 1/13/1939	4
	vs. Navy, 2/8/1941	4
6.	vs. North Carolina, 2/24/1979	5

▲ - ACC Record
◆ - NCAA Record

RECORDS

Attendance Records

Season	Games	Total	Average	Note
2009-10	40	679,274	16,982	National Champions
2014-15	39	664,147	17,029	National Champions
2000-01	39	650,550	16,681	National Champions
1998-99	39	581,050	14,899	NCAA Finalist
1990-91	39	577,955	14,819	National Champions
1991-92	36	544,047	15,112	National Champions
2003-04	37	537,381	14,524	NCAA Final Four
2010-11	37	504,777	13,643	NCAA Sweet 16
2005-06	36	498,659	13,852	NCAA Regional Semifinalist
2008-09	37	481,133	13,004	NCAA Regional Semifinalist

Game Date	Total	Opponent	Arena/City
4/4/2015	72,238	Michigan State	Lucas Oil Field/Indianapolis, Ind.
4/6/2015	71,149	Wisconsin	Lucas Oil Field/Indianapolis, Ind.
4/3/2010	71,298	West Virginia	Lucas Oil Field/Indianapolis, Ind.
4/5/2010	70,930	Butler	Lucas Oil Field/Indianapolis, Ind.
4/6/1992	50,379	Michigan	Metrodome/Minneapolis, Minn.
4/4/1992	50,379	Indiana	Metrodome/Minneapolis, Minn.
3/28/2010	47,492	Baylor	Reliant Stadium/Houston, Texas
4/1/1991	47,100	Kansas	Hoosier Dome/Indianapolis, Ind.
3/30/1991	47,100	UNLV	Hoosier Dome/Indianapolis, Ind.
4/2/2001	45,994	Arizona	Metrodome/Minneapolis, Minn.

Cameron Indoor Stadium Records

Duke Individual Records, Game

Points

Rk	Name vs. Opponent, Date	Pts
1.	Dick Groat vs. North Carolina, 2/29/1952	48
2.	Dick Groat vs. George Washington, 2/2/1952	46
3.	Tate Armstrong vs. Clemson, 2/5/1976	42
4.	Art Heyman vs. North Carolina, 2/23/1965	40
	Tate Armstrong vs. NC State, 2/18/1976	40
	J.J. Redick vs. Virginia, 1/28/2006	40
7.	Gary Melchionni vs. Maryland, 2/3/1973	39
8.	Ronnie Mayer vs. Maryland, 1/4/1956	38
	Art Heyman vs. Maryland, 1/13/1962	38
	Robert Verga vs. Penn State, 1/3/1967	38
	J.J. Redick vs. Wake Forest, 2/20/2005	38

Field Goals Made

Rk	Name vs. Opponent, Date	FG
1.	Dick Groat vs. North Carolina, 2/29/1952	19
2.	Jack Marin vs. Wake Forest, 1/15/1966	18
	Tate Armstrong vs. Clemson, 2/26/1976	18
4.	Gary Melchionni vs. Maryland, 2/3/1973	17
5.	Dick Groat vs. George Washington, 2/2/1952	16
	Robert Verga vs. Penn State, 1/3/1967	16
	Vince Taylor vs. Clemson, 2/24/1982	16

Field Goal Attempts

Rk	Name vs. Opponent, Date	FGA
1.	Art Heyman vs. North Carolina, 2/23/1962	33
2.	Art Heyman vs. North Carolina, 1/13/1962	32
3.	Robert Verga vs. Penn State, 1/1/1967	31
4.	Tate Armstrong vs. Clemson, 2/25/1976	29
5.	5x, last Grayson Allen vs. North Carolina, 3/5/2016	28

Field Goal Percentage

Rk	Name vs. Opponent, Date	Pct
1.	Mike Lewis vs. Penn State, 1/3/1966	[10-of-10] 1.000
	Mike Gminski vs. Johns Hopkins, 11/30/1976	[10-of-10] 1.000
3.	Jack Marin vs. Penn State, 1/5/1965	[13-of-14] .929
	Carlos Boozer vs. NC State, 2/14/2002	[13-of-14] .929
5.	Grant Hill vs. Canisius, 12/1/1992	[12-of-13] .923

Minimum 10 made field goals

3-Point Field Goals Made

Rk	Name vs. Opponent, Date	3FG
1.	Shane Battier vs. Princeton, 11/14/2000	9
2.	William Avery vs. Florida, 12/9/1998	8
	Jason Williams vs. North Carolina, 3/3/2002	8
	J.J. Redick vs. Virginia, 1/28/2006	8
	Kyle Singler vs. Georgia Tech, 2/4/2010	8
	Andre Dawkins vs. Bradley, 12/8/2010	8

3-Point Field Goal Attempts

Rk	Name vs. Opponent, Date	3FGA
1.	Jason Williams vs. Temple, 12/5/2001	16
2.	Jason Williams vs. North Carolina, 3/3/2002	15
	J.J. Redick vs. Georgia Tech, 2/5/2005	15
4.	Shane Battier vs. Maryland, 2/27/2001	14
	Andre Dawkins vs. Bradley, 12/8/2010	14

3-Point Field Goal Percentage

Rk	Name vs. Opponent, Date	Pct
1.	Trajan Langdon vs. St. Joseph's, 11/30/1996	[6-of-7] .857
	Seth Curry vs. Georgia Tech, 1/17/2013	[6-of-7] .857
3.	Ricky Price vs. Monmouth, 12/28/1995	[5-of-6] .833
	J.J. Redick vs. Virginia, 1/15/2003	[5-of-6] .833
	Matt Jones vs. Bryant, 11/14/2015	[5-of-6] .833

Minimum 4 made three-point field goals

Free Throws Made

Rk	Name vs. Opponent, Date	FT
1.	Bucky Allen vs. NC State, 1/5/1957	20
2.	Jim Spanarkel vs. NC State, 2/5/1978	18
3.	Dick Groat vs. Davidson, 1/29/1951	17
4.	Grayson Allen vs. Long Beach State, 12/30/2015	15
5.	Dick Groat vs. George Washington, 2/2/1952	14
	Art Heyman vs. North Carolina, 2/4/1961	14
	Chris Redding vs. North Carolina, 1/22/1972	14
	J.J. Redick vs. Princeton, 1/5/2005	14
	J.J. Redick vs. Wake Forest, 2/20/2005	14
	Jahlil Okafor vs. Boston College, 1/3/2015	14
	Grayson Allen vs. Wake Forest, 3/1/2016	14

Free Throws Attempted

Rk	Name vs. Opponent, Date	FTA
1.	Bucky Allen vs. NC State, 1/5/1957	23
2.	Jim Spanarkel vs. NC State, 2/5/1978	22
3.	Carroll Youngkin vs. Pittsburgh, 1/31/1959	20
4.	Grayson Allen vs. Wake Forest, 3/1/2016	19
5.	Carroll Youngkin vs. Wake Forest, 2/27/1959	18
	Art Heyman vs. North Carolina, 2/23/1963	18

Free Throws Made (No Misses)

Rk	Name vs. Opponent, Date	FT
1.	Dick Groat vs. Davidson, 1/29/1951	17
2.	J.J. Redick vs. Princeton, 1/5/2005	14
3.	Mike Lewis vs. Vanderbilt, 12/13/1966	13
	Steve Vandenberg vs. North Carolina, 3/1/1969	13
	Christian Laettner vs. Maryland, 1/13/1990	13
	Elton Brand vs. NC A&T, 12/20/1998	13
	Jon Scheyer vs. Rhode Island, 11/16/2008	13

Rebounds

Rk	Name vs. Opponent, Date	Reb
1.	Bernie Janacki vs. North Carolina, 2/29/1952	31
2.	Paul Schmidt vs. Wake Forest, 2/15/1958	24
	Art Heyman vs. North Carolina, 2/23/1963	24
	Mike Lewis vs. Wake Forest, 2/21/1967	24
5.	Bob Lakata vs. Temple, 1/5/1955	23

Rebounds, Coach K Era

Rk	Name vs. Opponent, Date	Reb
1.	Miles Plumlee vs. Maryland, 2/11/2012	22
2.	Cherokee Parks vs. Xavier, 12/4/1993	20
	Jahlil Okafor vs. Elon, 12/15/2014	20
4.	Shelden Williams vs. Virginia Tech, 12/4/2005	19
5.	Carlos Boozer vs. Wake Forest, 1/19/2002	18

Offensive Rebounds

Rk	Name vs. Opponent, Date	OReb
1.	Mike Lewis vs. Wake Forest, 2/21/1967	12
	Mike Lewis vs. Wake Forest, 2/14/1968	12
3.	Mike Lewis vs. NC State, 1/29/1966	11
	Marshall Plumlee vs. Syracuse, 1/18/2016	11
5.	Mike Lewis vs. UCLA, 12/10/1965	10
	Jack Marin vs. Wake Forest, 1/15/1966	10
	Jabari Parker vs. Florida State, 1/25/2014	10
	Jahlil Okafor vs. Boston College, 1/3/2015	10

Offensive Rebounds, Coach K Era

Rk	Name vs. Opponent, Date	OReb
1.	Marshall Plumlee vs. Syracuse, 1/18/2016	11
2.	Jabari Parker vs. Florida State, 1/25/2014	10
	Jahlil Okafor vs. Boston College, 1/3/2015	10
4.	Cherokee Parks vs. Xavier, 12/4/1993	9
	Shelden Williams vs. Tennessee-Martin, 11/20/2004	9
	Miles Plumlee vs. Maryland, 2/11/2012	9

Defensive Rebounds

Rk	Name vs. Opponent, Date	DReb
1.	Randy Denton vs. Wake Forest, 2/12/1969	16
2.	Mike Lewis vs. Princeton, 12/19/1967	15
3.	Shelden Williams vs. Virginia Tech, 12/4/2005	13
	Miles Plumlee vs. Maryland, 2/11/2012	13
	Mason Plumlee vs. Boston College, 2/24/2013	13

Assists

Rk	Name vs. Opponent, Date	Asst
1.	Bobby Hurley vs. Florida State, 2/24/1993	16
2.	Bobby Hurley vs. Oklahoma, 1/4/1993	15
	Bobby Hurley vs. UCLA, 2/28/1993	15
	Greg Paulus vs. Valparaiso, 12/18/2005	15
5.	Tommy Amaker vs. Miami, 2/19/1986	14
	Bobby Hurley vs. LSU, 2/10/1991	14
	Chris Duhon vs. Wake Forest, 1/17/2004	14
	Quinn Cook vs. Wake Forest, 1/5/2013	14

Blocked Shots

Rk	Name vs. Opponent, Date	Blk
1.	Shelden Williams vs. Maryland, 1/11/2006	10
2.	Mike Gminski vs. NC State, 2/15/1978	9
	Shelden Williams vs. Virginia, 1/16/2005	9
	Shelden Williams vs. Davidson, 11/19/2005	9
5.	Mike Gminski vs. Vermont, 12/28/1979	8
	Shelden Williams vs. Wake Forest, 1/17/2004	8
	Shelden Williams vs. Virginia, 1/28/2006	8

Steals

Rk	Name vs. Opponent, Date	Stl
1.	Kenny Dennard vs. Maryland, 2/3/1979	11
2.	Steve Wojciechowski vs. Vanderbilt, 11/22/1996	8
3.	George Moses vs. Davidson, 1/27/1976	7
	Jim Spanarkel vs. Lafayette, 1/10/1977	7
	Shane Battier vs. Davidson, 11/20/1997	7
	Mike Dunleavy vs. Maryland, 1/17/2002	7
	Sean Dockery vs. St. John's, 12/6/2003	7
	Chris Duhon vs. Fairfield, 1/6/2004	7
	Chris Duhon vs. Georgia Tech, 3/3/2004	7
	DeMarcus Nelson vs. Boston University, 11/14/2005	7
	David McClure vs. UNC Greensboro, 11/16/2006	7

Cameron Indoor Stadium Records

Duke Team Records, Game

Most Points

Rk	Opponent, Date	Pts
1.	vs. Virginia, 2/11/1965	136
2.	vs. Harvard, 11/25/1989	130
3.	vs. Mercer, 12/21/1997	126
4.	vs. East Carolina, 11/26/1990	125
5.	vs. Wake forest, 2/12/1969	122
6.	vs. Navy, 2/1/1964	121
	vs. Penn State, 1/5/1965	121
	vs. Harvard, 12/21/1987	121
	vs. NC Central, 11/9/2007	121
10.	vs. UCLA, 2/22/1998	120
	vs. South Carolina State, 11/21/1998	120

Fewest Points

Rk	Opponent, Date	Pts
1.	vs. North Carolina, 2/22/1940	27
	vs. Fort Bragg, 1/2/1945	27
3.	vs. Washington & Lee, 2/17/1940	28
	vs. Norfolk NAS, 1/5/1944	28
	vs. Camp Lejeune, 12/30/1944	28

Fewest Points, Coach K Era

Rk	Opponent, Date	Pts
1.	vs. Maryland, 1/9/1982	36
2.	vs. Georgia Tech, 2/3/1982	47
3.	vs. NC State, 1/20/1982	49
4.	vs. NC State, 2/19/1981	51
5.	vs. Wake Forest, 1/10/1996	54
	vs. Indiana, 11/28/2006	54

Most Points, First Half

Rk	Opponent, Date	Pts
1.	vs. Harvard, 11/25/1989	72
2.	vs. Elon, 12/28/2015	70
3.	vs. Army, 11/25/2000	67
4.	vs. Harvard, 12/21/1987	65
	vs. Virginia, 2/5/2000	65

Most Points, Second Half

Rk	Opponent, Date	Pts
1.	vs. Virginia, 2/11/1965	72
2.	vs. Portland, 11/25/2001	67
	vs. NC Central, 11/9/2007	67
4.	vs. Colgate, 11/19/2010	66
5.	vs. Fairfield, 11/15/2014	65

Fewest Points, First Half

Rk	Opponent, Date	Pts
1.	vs. North Carolina, 2/24/1979	7
2.	vs. North Carolina, 2/22/1940	8
3.	vs. Norfolk NAS, 1/16/1945	10
4.	3x, last vs. Fort Bragg, 1/2/1945	11

Fewest Points, Second Half

Rk	Opponent, Date	Pts
1.	vs. Wake Forest, 2/5/1946	8
2.	vs. Maryland, 1/9/1982	10
3.	vs. Camp Lejeune, 12/30/1944	12
4.	3x, last vs. Norfolk NTS, 1/23/45	14

Fewest Points, First Half, Coach K Era

Rk	Opponent, Date	Pts
1.	vs. Virginia, 1/30/1982	13
2.	vs. Miami, 2/7/2009	19
3.	vs. North Carolina, 3/3/1996 (I)	21
4.	vs. Maryland, 2/7/1981 (I)	22
	vs. Holy Cross, 12/6/2006	22
	vs. NC State, 1/20/2009	22

Fewest Points, Second Half, Coach K Era

Rk	Opponent, Date	Pts
1.	vs. Maryland, 1/9/1982	10
2.	vs. Georgia Tech, 2/25/1984	20
3.	vs. Georgia Tech, 2/3/1982	21
	vs. Indiana, 11/28/2006	21
5.	vs. Florida State, 1/29/2004	22

Most Field Goals

Rk	Opponent, Date	FG
1.	vs. Harvard, 12/21/1987	51
2.	vs. Harvard, 11/25/1989	50
	vs. Mercer, 12/21/1997	50
4.	vs. The Citadel, 1/3/1990	48
5.	vs. Miami, 2/19/1986	46
	vs. Virginia, 1/10/1999	46

Fewest Field Goals

Rk	Opponent, Date	FG
1.	vs. Fort Bragg, 1/2/1945	9
2.	vs. Washington & Lee, 2/17/1940	10
3.	vs. Norfolk NAS, 1/5/1944	11
	vs. North Carolina, 2/25/1949	11
5.	8x, last vs. Norfolk NTS, 1/15/1946	12

Fewest Field Goals, Coach K Era

Rk	Opponent, Date	FG
1.	vs. Indiana, 11/28/2006	14
2.	vs. Maryland, 2/9/1982	15
3.	vs. Detroit, 11/22/2003	16
4.	vs. Princeton, 1/5/2005	17
	vs. Georgetown, 12/2/2006	17

Most Field Goal Attempts

Rk	Opponent, Date	FGA
1.	vs. South Carolina, 12/12/1964	97
2.	vs. Virginia, 2/9/1956	93
	vs. Virginia, 2/11/1965	93
4.	vs. Penn State, 1/5/1965	92
5.	3x, last vs. vs. Clemson, 1/9/1968	91

Most FG Attempts, Coach K Era

Rk	Opponent, Date	FGA
1.	vs. Harvard, 12/21/1987	89
2.	vs. Miami, 2/19/1986	85
	vs. Davidson, 12/5/2000	85
4.	vs. Mercer, 12/21/1997	84
	vs. Portland, 11/25/2001	84

Highest Field Goal Percentage

Rk	Opponent, Date	Pct
1.	vs. Johns Hopkins, 11/26/77	[41-of-55] .746
2.	vs. North Carolina, 2/24/79	[17-of-23] .739
3.	vs. Virginia, 2/20/71	[42-of-59] .712
4.	vs. Davidson, 11/8/13	[38-of-54] .704
5.	vs. Canisius, 12/1/92	[41-of-59] .695

Lowest Field Goal Percentage

Rk	Opponent, Date	Pct
1.	vs. Navy, 2/4/1950	[18-of-66] .273
2.	vs. Virginia Tech, 2/21/2010	[18-of-62] .290
3.	vs. NC State, 2/21/1973	[20-of-66] .303
4.	vs. North Carolina, 2/4/1956	[20-of-66] .304
5.	vs. Florida State, 1/25/2014	[17-of-56] .305

3-Point Field Goals

Rk	Opponent, Date	3FG
1.	vs. NC A&T, 12/30/2000	18
	vs. Radford, 11/21/2009	18
3.	vs. Florida, 12/9/1998	16
	vs. NC Central, 11/9/2007	16
	vs. Presbyterian, 11/14/2014	16

3-Point Field Goal Attempts

Rk	Opponent, Date	3FGA
1.	vs. Miami, 2/7/2009	39
2.	vs. NC A&T, 12/30/2000	38
3.	vs. Army, 11/23/2002	37
	vs. Syracuse, 1/18/2016	37
5.	vs. North Carolina, 3/3/2002	36

3-Point Field Goal Percentage

Rk	Opponent, Date	Pct
1.	vs. Clemson, 2/1/1988	[10-of-11] .909
2.	vs. Vanderbilt, 12/6/1986	[7-of-10] .700
	vs. Kansas, 2/18/1989	[7-of-10] .700
4.	vs. Florida, 12/9/1998	[16-of-23] .696

Minimum 10 3-point field goal attempts

Free Throws Made

Rk	Opponent, Date	FT
1.	vs. Penn, 12/22/1980	42
	vs. Fairfield, 11/14/1998	42
3.	vs. Davidson, 12/16/1952	40
	vs. New Hampshire, 12/29/1982	40
5.	vs. Clemson, 1/31/1990	38

Free Throws Attempted

Rk	Opponent, Date	FTA
1.	vs. Davidson, 12/16/1952	61
2.	vs. Fairfield, 11/14/1998	54
3.	vs. NYU, 2/5/1953	52
4.	vs. New Hampshire, 12/29/1982	51
5.	vs. Penn, 12/22/1980	50

Highest Free Throw Percentage

Rk	Opponent, Date	Pct
1.	vs. Davidson, 2/11/1978	[24-of-24] 1.000
2.	vs. North Carolina, 2/6/2010	[22-of-23] .956
3.	vs. North Carolina, 2/9/2005	[21-of-22] .955
4.	vs. Virginia Tech, 1/4/2009	[19-of-20] .950
5.	vs. Wake Forest, 2/14/2006	[17-of-18] .944

Lowest Free Throw Percentage

Rk	Opponent, Date	Pct
1.	vs. Carolina Pre Flight, 12/17/1942	[3-of-14] .214
2.	vs. North Carolina, 2/22/1940	[3-of-13] .231
3.	vs. Tennessee, 1/5/1942	[3-of-11] .273
	vs. Wake Forest, 4/15/1943	[3-of-11] .273
5.	vs. Norfolk NTS, 1/26/1944	[3-of-10] .300

Lowest Free Throw Percentage, Coach K Era

Rk	Opponent, Date	Pct
1.	vs. Georgia Tech, 2/21/1981	[7-of-19] .368
2.	vs. Long Beach State, 12/29/2009	[5-of-13] .385
3.	vs. Louisville, 1/12/1983	[2-of-5] .400
4.	vs. Maryland, 1/26/2013	[7-of-17] .412
5.	vs. Clemson, 1/8/2013	[6-of-14] .429

Rebounds

Rk	Opponent, Date	Reb
1.	vs. Virginia, 2/9/1956	76
	vs. Wake Forest, 2/14/1968	76
3.	vs. Penn State, 1/3/1966	72
4.	vs. Virginia, 12/16/1966	70
5.	vs. Virginia, 2/16/1960	69

Rebounds, Coach K Era

Rk	Opponent, Date	Reb
1.	vs. Xavier, 12/4/1993	59
2.	vs. Georgia Southern, 11/11/2008	58
3.	vs. South Carolina State, 11/21/1998	57
	vs. Tennessee-Martin, 11/20/2004	57
5.	vs. Army, 11/20/1999	56
	vs. Maryland, 1/24/2009	56

Offensive Rebounds

Rk	Opponent, Date	OReb
1.	vs. Wake Forest, 2/14/1968	37
2.	vs. Virginia, 12/16/1966	34
3.	vs. Penn State, 1/3/1966	32
	vs. Wake Forest, 1/15/1966	32
5.	vs. Virginia, 1/15/1966	31

Offensive Rebounds, Coach K Era

Rk	Opponent, Date	OReb
1.	vs. Appalachian State, 12/29/1986	29
2.	vs. Florida State, 1/25/2014	27
3.	vs. Xavier, 12/4/1993	26
	vs. UNC Greensboro, 12/30/1998	26
	vs. Tennessee-Martin, 11/20/2004	26

Defensive Rebounds

Rk	Opponent, Date	DReb
1.	vs. Penn State, 1/3/66	40
2.	vs. UCLA, 12/20/65	39
	vs. Virginia, 2/12/66	39
	vs. Wake Forest, 2/24/68	39
	vs. North Carolina, 3/2/68	39
	vs. South Carolina State, 11/21/98	39

Defensive Rebounds, Coach K Era

Rk	Opponent, Date	DReb
1.	vs. South Carolina State, 11/21/1998	39
2.	vs. Army, 11/20/1999	37
	vs. Delaware, 12/1/2012	37
4.	vs. Davidson, 1/5/1989	36
	vs. George Washington, 12/6/1994	36
	vs. Fairfield, 11/14/1998	36

Assists

Rk	Opponent, Date	Ast
1.	vs. Miami, 2/19/1986	33
2.	vs. Harvard, 11/25/1989	30
	vs. South Carolina State, 11/21/1998	30
	vs. Presbyterian, 11/14/2014	30
5.	3x, last vs. Clemson, 1/29/1989	29

Steals

Rk	Opponent, Date	Pct
1.	vs. Davidson, 11/20/1997	22
2.	vs. Davidson, 1/27/1976	21
	vs. Davidson, 12/5/2000	21
4.	3x, last vs. Maryland, 1/11/2006	19

Blocked Shots

Rk	Opponent, Date	Pct
1.	vs. Illinois-Chicago, 12/14/2004	18
2.	vs. Virginia, 1/10/1999	17
3.	vs. Portland, 12/14/2003	14
	vs. Virginia, 1/16/2005	14
	vs. Maryland, 1/11/2006	14

Largest Margin of Victory

Rk	Opponent, Date	Pts
1.	vs. Harvard, 11/25/1989	[130-54] 76
2.	vs. Presbyterian, 11/14/2014	[113-44] 69
3.	vs. NC Central, 11/9/2007	[121-56] 65
4.	vs. South Carolina State, 11/21/1998	[120-56] 64
5.	vs. William & Mary, 1/11/1989	[100-38] 62
	vs. Army, 12/22/1996	[100-38] 62

Largest Margin of Defeat

Rk	Opponent, Date	Pts
1.	vs. Norfolk NAS, 1/5/1944	[61-28] 33
2.	vs. North Carolina, 2/27/1960	[75-50] 25
3.	vs. North Carolina, 2/25/1949	[64-40] 24
	vs. NC State, 2/21/1973	[74-50] 24
	vs. Maryland, 2/8/1975	[104-80] 24
	vs. North Carolina, 3/5/1983	[105-81] 24

Cameron Indoor Stadium Records

Opponent Individual Records, Game

Points

Rk	Name, Opponent, Date	Pts
1.	Grady Wallace, South Carolina, 2/23/1957	43
2.	Len Bias, Maryland, 1/25/1986	41
3.	Frank Selvy, Furman, 12/2/1953	40
	Lennie Rosenbluth, North Carolina, 3/1/1957	40
	Joe Smith, Maryland, 3/1/1995	40
6.	Bob Weiss, Penn State, 1/5/1965	38
7.	John Roche, South Carolina, 2/8/1969	37
	Chris Paul, Wake Forest, 2/20/2005	37
	Al Thornton, Florida State, 2/4/2006	37
10.	Terry Holland, Davidson, 12/1/1962	36
	Ralph Sampson, Virginia, 12/8/1982	36
	Dennis Scott, Georgia Tech, 1/28/1990	36

Field Goals

Rk	Name, Opponent, Date	FG
1.	Ralph Sampson, Virginia, 12/8/1982	18
2.	Bob Weiss, Penn State, 1/5/1965	17
	Al Thornton, Florida State, 2/4/2006	17
4.	7x, last Joe Smith, Maryland, 3/1/1995	15

Field Goal Attempts

Rk	Name, Opponent, Date	FGA
1.	Grady Wallace, South Carolina, 2/23/1957	32
	Al Thornton, Florida State, 2/4/2006	32
3.	Bob Weiss, Penn State, 1/5/1965	31
4.	Bud Olsen, Louisville, 12/8/1961	30
	Bob Leonard, Wake Forest, 1/16/1965	30
	Will Hetzel, Maryland, 1/11/1969	30
	Gus Gerard, Virginia, 2/13/1974	30

Field Goal Percentage

Rk	Name, Opponent, Date	Pct
1.	Devin Gray, Clemson, 1/27/1992	[10-of-11] .909
	Rasheed Wallace, North Carolina, 2/2/1995	[10-of-11] .909
3.	Reggie Johnson, Miami, 1/2/2011	[9-of-10] .900
	Jerome Hill, Gardner-Webb, 12/16/2013	[9-of-10] .900
5.	Rodney Rogers, Wake Forest, 2/13/1993	[14-of-16] .875

Minimum 10 made field goals

3-Point Field Goals

Rk	Name, Opponent, Date	3FG
1.	Jimmy Baron, Rhode Island, 11/16/2008	8
2.	Tyrone Perry, Delaware, 12/19/1995	7
3.	5x, last Hunter Ware, Bryant, 11/14/2015	6

3-Point Field Goal Attempts

Rk	Name, Opponent, Date	3FGA
1.	Tony Stockman, Clemson, 1/7/2001	12
2.	Chris Spatola, Army, 11/20/1999	11
	Kevin Foster, Santa Clara, 12/29/2012	11
	Hunter Ware, Bryant, 11/14/2015	11
5.	9x, last Jamarr Sanders, UAB, 1/5/2011	10

3-Point Field Goal Percentage

Rk	Name, Opponent, Date	Pct
1.	Tyrone Perry, Delaware, 12/19/1995	[7-of-8] .875
2.	Marc Campbell, Clemson, 1/29/1983	[5-of-6] .833
	Jack McClinton, Miami, 2/7/2009	[5-of-6] .833
4.	12x, last Sebastian Koch, Elon	[14-of-5] .800

Minimum 4 made three-point field goals

Free Throws Made

Rk	Name, Opponent, Date	FT
1.	Grady Wallace, South Carolina, 2/23/1957	21
2.	Dickie Hemric, Wake Forest, 2/19/1955	20
3.	John Roche, South Carolina, 2/8/1969	17
4.	Lennie Rosenbluth, North Carolina, 3/1/1957	16
5.	Jim O'Brien, Maryland, 2/6/1971	15
	Carlos Yates, George Mason, 1/3/1983	15

Free Throws Attempted

Rk	Name, Opponent, Date	FGA
1.	Dickie Hemric, Wake Forest, 2/19/1955	26
2.	Grady Wallace, South Carolina, 2/23/1957	23
3.	Lennie Rosenbluth, N. Carolina, 3/1/1957	21
	John Roche, South Carolina, 2/8/1969	21
5.	Dickie Hemric, Wake Forest, 1/26/1952	20

Free Throws Made (No Misses)

Rk	Name, Opponent, Date	FT
1.	Carlos Yates, George Mason, 1/3/1983	15
2.	Len Bias, Maryland, 1/25/1986	13
3.	Jeff Jones, Virginia, 1/30/1982	12
	Jason Capel, North Carolina, 3/3/2002	12
5.	Shermann Nearman, North Carolina, 2/24/1950	10
	Mike Arizin, William & Mary, 12/2/1972	10
	Phil Cox, Vanderbilt, 11/28/1981	10

Rebounds

Rk	Name, Opponent, Date	Reb
1.	Brice Johnson, North Carolina, 3/5/2016	21
2.	Tyler Roberson, Syracuse, 1/18/2016	20
3.	Grady Wallace, South Carolina, 2/23/1957	18
	David Duarte, Cincinnati, 12/29/1979	18
	Joe Smith, Maryland, 3/1/1995	18
	Sean May, North Carolina, 2/9/2005	18

Offensive Rebounds

Rk	Name, Opponent, Date	OReb
1.	Tyler Roberson, Syracuse, 1/18/2016	12
	Brice Johnson, North Carolina, 3/5/2016	12
3.	Joe Smith, Maryland, 3/1/1995	10
4.	Dan Callahan, Northeastern, 11/26/1994	9
	Stephen Marshall, Davidson, 11/20/1997	9

Defensive Rebounds

Rk	Name, Opponent, Date	DReb
1.	Joseph Forte, North Carolina, 2/1/2001	15
2.	Larry Miller, North Carolina, 3/2/1968	13
	Derrick Hicks, Wake Forest, 2/13/1993	13
	Sean May, North Carolina, 2/9/2005	13
5.	J.R. Reid, North Carolina, 1/10/1987	12
	Randy Holcomb, San Diego State, 12/29/2001	12
	Cameron Moore, UAB, 1/5/2011	12

Assists

Rk	Name, Opponent, Date	Ast
1.	Craig Neal, Georgia Tech, 2/3/1988	14
2.	Ed Cota, North Carolina, 3/4/2000	13
3.	Mike Eppley, Clemson, 2/24/1982	12
	Sidney Lowe, NC State, 2/23/1983	12
	Tyrone Bogue, Wake Forest, 1/16/1986	12
	Kenny Anderson, Georgia Tech, 1/28/1990	12
	Rob Garner, Delaware, 12/19/1995	12
	Greivis Vasquez, Maryland, 2/28/2007	12

Blocked Shots

Rk	Name, Opponent, Date	Blk
1.	Robert Siler, Wake Forest, 1/14/1991	9
2.	Allen Pinson, Toledo, 12/12/2004	7
	Cedric Simmons, N.C. State, 1/18/2006	7
	Danny Green, North Carolina, 3/8/2008	7
5.	4x, last C.J. Leslie, NC State, 2/16/2012	6

Steals

Rk	Name, Opponent, Date	FG
1.	Kenny Carr, NC State, 2/18/1976	7
	Spud Webb, NC State, 2/20/1985	7
3.	Charles Whitney, NC State, 1/22/1977	6
	Wayne Williams, Pittsburgh, 2/10/1979	6
	Tyrone Bogue, Wake Forest, 1/16/1986	6
	Johnny Rhodes, Maryland, 1/29/1994	6
	Rashon Burno, DePaul, 12/4/1999	6
	Anthony Debro, NC A&T, 12/30/2000	6
	Mardy Collins, Temple, 1/8/2005	6

Opponent Team Records, Game

Most Points

North Carolina, 3/5/1983	105
--------------------------	-----

Fewest Points

Maryland, 1941	17
----------------	----

Fewest Points in a Half

North Carolina, 2/24/1979	[1st Half] 0
---------------------------	--------------

Most Field Goals

Penn State, 1/3/1967	39
----------------------	----

Fewest Field Goals

Maryland, 1941	6
----------------	---

Most Field Goal Attempts

Penn State, 1/3/1967	89
Wake Forest, 2/12/1969	89

Fewest Field Goal Attempts

NC State, 1/9/1960	30
South Carolina, 2/23/1957	30

Highest Field Goal Pct.

Louisville, 1/12/1983	.714
-----------------------	------

Lowest Field Goal Pct.

Ft. Bragg, 1/2/1945	.126
---------------------	------

Most 3-Point Field Goals

Bryant, 11/14/2015	13
--------------------	----

Most 3-Point Field Goal Attempts

Elon, 12/28/2015	31
------------------	----

Most Free Throws Made

NC State, 1/8/1955	38
--------------------	----

Fewest Free Throws Made

3x, last Georgia Southern, 12/15/2015	0
---------------------------------------	---

Most Free Throw Attempts

George Washington, 2/9/1953	54
North Carolina, 3/1/1957	54

Fewest Free Throw Attempts

Maryland, 2/18/1978	1
---------------------	---

Highest Free Throw Pct.

Penn State, 1/3/1967	[6-6] 1.000
Iowa, 1/16/1993	[5-5] 1.000
Davidson, 11/18/2011	[14-14] 1.000
Pennsylvania, 1/1/2012	[9-9] 1.000

Lowest Free Throw Pct.

3x, last Georgia Southern, 12/15/2015	[0-4] .000
---------------------------------------	------------

Most Rebounds

North Carolina, 3/5/2016	64
--------------------------	----

Most Assists

Auburn, 12/30/1981	27
--------------------	----

Largest Victory Margin

Norfolk, 1/5/1944	33
-------------------	----

Most Personal Fouls

New Hampshire, 12/29/1982	38
---------------------------	----

Fewest Personal Fouls

Cherry Point Marines, 1/8/1944	6
Fort Bragg, 12/21/1943	6

Most Disqualifications

NC State, 1/7/1950	5
--------------------	---

RECORDS

**Cameron Indoor Stadium
Year-by-Year Records**

Year	W	L	Pct.
1940	9	1	.900
1941	6	5	.545
1942	11	0	1.000
1943	8	3	.727
1944	7	8	.467
1945	6	5	.545
1946	10	2	.833
1947	8	3	.727
1948	12	4	.800
1949	7	3	.700
1950	11	2	.846
1951	7	3	.700
1952	11	1	.917
1953	9	2	.818
1954	10	1	.909
1955	9	1	.900
1956	9	1	.900
1957	8	1	.889
1958	9	0	1.000
1959	7	3	.700
1960	5	4	.556
1961	8	0	1.000
1962	11	1	.917
1963	11	0	1.000
1964	10	0	1.000
1965	8	2	.800
1966	10	0	1.000
1967	9	1	.900
1968	9	1	.900
1969	6	4	.600
1970	8	2	.800
1971	8	2	.800
1972	10	2	.833
1973	8	2	.800
1974	7	4	.636
1975	8	4	.667
1976	8	4	.667
1977	6	5	.545
1978	12	0	1.000
1979	10	1	.909
1980	10	2	.833
1981	11	3	.786
1982	8	7	.533
1983	9	7	.563
1984	11	5	.688
1985	12	3	.800
1986	15	0	1.000
1987	14	2	.875
1988	12	2	.857
1989	14	1	.933
1990	13	1	.929
1991	16	0	1.000
1992	13	0	1.000
1993	14	2	.875
1994	14	2	.875
1995	8	6	.571
1996	11	4	.733
1997	15	2	.882
1998	15	0	1.000
1999	14	0	1.000
2000	13	2	.867
2001	13	2	.819
2002	13	0	1.000
2003	15	0	1.000
2004	14	1	.933
2005	14	1	.933
2006	14	1	.933
2007	15	4	.789
2008	15	1	.938
2009	16	1	.941
2010	17	0	1.000
2011	17	0	1.000
2012	13	3	.813
2013	16	0	1.000
2014	17	0	1.000
2015	15	1	.938
2016	15	3	.833
Totals	847	157	.844

RECORDS

Miscellaneous

Most Victories

By Duke	17 in 2010
	17 in 2011
	17 in 2014

Most Losses

By Duke	8 in 1944
---------	-----------

Fewest Losses

By Duke	0, 18 times; last in 2014 (17-0)
---------	----------------------------------

Most 100-Point Games

By Duke	7 in 2001
By Opponents	3 in 1983

All-Time 100-Point Games

By Duke	127
By Opponents	6

50th Anniversary Game

Jan. 6, 1990	Duke 76, Virginia Tech 68
--------------	---------------------------

75th Anniversary Game

Jan. 3, 2015	Duke 85, Boston College 62
--------------	----------------------------

Longest Winning Streak

Jan. 13, 1997 - Feb. 5, 2000	46 games
Feb. 22, 2009 - Jan. 19, 2012	45 games
Nov. 9, 2012 - Jan. 3, 2015	41 games
Nov. 25, 2001 - Feb. 26, 2004	41 games
Nov. 14, 1990 - Jan. 16, 1993	36 games

Longest Non-Conference Winning Streak

Nov. 14, 2000 - Present	125 games
Feb. 2, 1983 - Dec. 2, 1995	95 games

Milestone Games

Game 1	Jan. 6, 1940
	Duke 36, Princeton 27
Game 100	Jan. 24, 1948
	Duke 52, Virginia Tech 45
Game 200	Feb. 5, 1957
	Duke 90, Pittsburgh 72
Game 300	Jan. 28, 1967
	Duke 99, N.C. State 60
Game 400	Feb. 25, 1976
	Clemson 90, Duke 89
Game 500	Jan. 11, 1984
	Duke 73, Appalachian State 60
Game 600	Dec. 1, 1990
	Duke 111, Charlotte 94
Game 700	Feb. 2, 1997
	Duke 70, Georgia Tech 61
Game 800	Feb. 8, 2004
	Duke 81, Clemson 55
Game 900	Feb. 4, 2010
	Duke 86, Georgia Tech 67
Game 1,000	Feb. 8, 2016
	Duke 72, Louisville 65

Krzyzewskiville

Though tents popped up from time to time at Duke before the arrival of Mike Krzyzewski in 1980, Krzyzewskiville – named “Tent City” prior to that – came to form as we know it today in 1986 when the popularity of the team soared with its immense success. After its humble beginnings when only a handful of students erected tents in the courtyard area outside of Cameron Indoor Stadium, Krzyzewskiville has grown and is now an integral part of the Duke culture. Today, more than a thousand students camp out for their place in line in order to get the best seats at games, sometimes for as long as 10 weeks.

The increased growth of K-ville has brought on more rules. Currently, there are two games per season designated as “tenting” games, one of which is always the North Carolina contest. At least one person needs to man the tent at all times unless the head line monitor, who is essentially the mayor of K-ville, declares a grace period for weather. Generally, there are 12 people in each tent, which are often adorned with numbers and phrases to differentiate themselves.

Coach K addresses the students prior to each of the designated tenting games, and is known to send pizzas to them for their dedication to the Duke basketball team. Keeping true to its emphasis on schoolwork, Duke officials made sure that wireless internet access is available in K-ville during a recent courtyard renovation so students could handle their academic requirements during the spring semester.

Duke’s “Sixth Man”, better known as the Cameron Crazies, is among the best cheering sections in all of sports. Their creativity is emulated, but never matched, at other schools around the nation. Largely because of their fervent support, the game experience at Cameron Indoor Stadium has become an event itself and a destination for many die-hard sports fans in the United States.

100-Point Games

Date	Opponent	Loc	W/L	Score
12/30/2015	Long Beach State	H	W	103-81
12/28/2015	Elon	H	W	105-66
11/14/2015	Bryant	H	W	113-75
11/15/2014	Fairfield	H	W	109-59
11/14/2014	Presbyterian	H	W	113-44
11/8/2013	Davidson	H	W	111-77
12/30/2011	Western Michigan	H	W	110-70
12/29/2010	UNC Greensboro	A	W	108-62
11/19/2010	Colgate	H	W	110-58
12/31/2009	Pennsylvania	H	W	114-55
12/15/2009	Gardner-Webb	H	W	113-68
11/21/2009	Radford	H	W	104-67
11/17/2009	Charlotte	H	W	101-59
2/22/2009	Wake Forest	H	W	101-91
12/17/2008	Albany	H	W	111-70
11/9/2007	N.C. Central	H	W	121-56
12/31/2005	UNC Greensboro	N	W	102-69
12/18/2005	Valparaiso	H	W	104-77
2/20/2005	Wake Forest	H	W	102-92
1/30/2005	Virginia Tech	H	W	100-65
1/15/2003	Virginia	H	W	104-93
11/23/2002	Army	H	W	101-53
2/14/2002	N.C. State	H	W	108-71
1/19/2002	Wake Forest	H	W	103-80
1/10/2002	Georgia Tech	H	W	104-79
1/2/2002	Davidson	N	W	106-73
12/8/2001	Michigan	A	W	104-83
11/25/2001	Portland	H	W	104-62
2/11/2001	N.C. State	H	W	101-75
2/4/2001	Florida State	H	W	100-58
1/13/2001	Virginia	H	W	103-61
1/7/2001	Clemson	H	W	115-72
12/30/2000	N.C. A&T	H	W	108-73
12/9/2000	Michigan	H	W	104-61
12/5/2000	Davidson	H	W	102-60
2/16/2000	Florida State	H	W	101-68
2/5/2000	Virginia	H	W	106-86
1/5/2000	Virginia	A	W (ot)	109-100
12/21/1999	Davidson	H	W	109-65
12/19/1999	N.C. A&T	H	W	101-60
12/11/1999	Michigan	A	W	104-97
11/20/1999	Army	H	W	100-42
3/4/1999	Virginia	N	W	104-67
2/13/1999	Wake Forest	H	W	102-71
2/11/1999	Virginia	H	W	100-54
1/10/1999	Virginia	A	W	115-69
12/30/1998	UNC Greensboro	H	W	104-58
12/12/1998	Michigan	H	W	108-64
12/9/1998	Florida	H	W	116-86
11/26/1998	Notre Dame	N	W	111-82
11/21/1998	S.C. State	H	W	120-56
2/22/1998	UCLA	H	W	120-84
1/20/1998	N.C. A&T	H	W	101-66
1/3/1998	Maryland	A	W	104-72
12/21/1997	Mercer	H	W	126-64
12/6/1997	Virginia	H	W	103-59
11/24/1997	Chaminade	N	W	106-70
11/20/1997	Davidson	H	W	100-65
1/2/1997	S.C. State	H	W	104-54
12/30/1996	Western Carolina	H	W	104-54
12/22/1996	Army	H	W	100-38
12/2/1996	Lehigh	H	W	103-51
Date	Opponent	Loc	W/L	Score
12/20/1995	Western Carolina	H	W	107-67
2/2/1995	North Carolina	H	L (2ot)	100-102
11/2/1995	S.C. State	H	W	107-61
12/6/1994	G. Washington	H	W	103-73
1/22/1994	Florida State	H	W	106-79
3/18/1993	Southern Illinois	N	W	105-70
1/26/1993	San Francisco	H	W	117-73
1/6/1993	Clemson	H	W	110-67
12/30/1992	Boston U.	H	W	106-72
12/7/1992	Northeastern	H	W	103-72
12/1/1992	Canisius	H	W	110-62
3/28/1992	Kentucky	N	W (OT)	104-103
2/1/1992	Notre Dame	H	W	100-71
1/27/1992	Clemson	H	W	112-73
1/18/1992	Charlotte	H	W	104-82
1/15/1992	N.C. State	H	W	110-75
11/30/1991	Harvard	H	W	118-65
11/25/1991	East Carolina	H	W	103-75
3/14/1991	La.-Monroe	N	W	102-73

2/9/1991	Maryland	H	W	101-81
1/2/1991	Boston U.	H	W	109-55
12/19/1990	Harvard	A	W	103-61
12/1/1990	Charlotte	H	W	111-94
11/26/1990	East Carolina	H	W	125-82
11/16/1990	Boston College	H	W	100-76
3/9/1990	Maryland	N	W	104-84
2/12/1990	Stetson	A	W	102-67
2/10/1990	Maryland	A	W (ot)	114-111
1/22/1990	William & Mary	A	W	109-76
1/3/1990	The Citadel	H	W	108-69
12/28/1989	Drake	N	W	101-77
12/9/1989	Michigan	A	L (ot)	108-113
12/2/1989	Northwestern	A	W	103-77
11/29/1989	Canisius	H	W	102-66
11/25/1989	Harvard	H	W	130-54
2/18/1989	Kansas	H	W	102-77
2/5/1989	Notre Dame	A	W	102-80
1/11/1989	William & Mary	H	W	100-38
1/5/1989	Davidson	H	W	101-53
12/10/1988	Miami (Fla.)	A	W	117-102
2/1/1988	Clemson	H	W	101-63
1/23/1988	Wake Forest	A	W	103-70
1/6/1988	Miami (Fla.)	H	W	107-69
1/4/1988	William & Mary	H	W	101-70
12/21/1987	Harvard	H	W	121-62
12/9/1987	Davidson	A	W	105-71
11/28/1987	App. State	H	W	110-74
1/24/1987	Clemson	A	W (ot)	105-103
12/30/1986	Northwestern	H	W	106-55
12/3/1986	East Carolina	H	W	103-65
2/19/1986	Miami (Fla.)	H	W	104-82
1/26/1985	Clemson	A	W	100-83
2/26/1983	Georgia Tech	H	W	106-81
2/19/1983	Wake Forest	A	L	104-110
12/20/1980	Detroit	H	W	111-71
2/11/1978	Davidson	H	W	104-88
2/8/1978	Virginia	H	W	100-75
Date	Opponent	Loc	W/L	Score
1/28/1978	East Carolina	H	W	105-82
1/11/1978	Clemson	A	W	107-85
1/9/1978	Lehigh	H	W	105-63
11/29/1977	Wash. College	H	W	110-66
1/5/1977	Davidson	A	W	102-51
1/24/1976	N.C. State	A	L	101-106
12/27/1975	W. Kentucky	N	W	111-90
11/29/1975	Johns Hopkins	H	W	103-72
2/22/1975	Georgia Tech	H	W	107-76
1/29/1975	Davidson	A	W	113-76
1/22/1975	Wake Forest	A	L	109-122
11/30/1974	Cornell	H	W	100-62
12/29/1973	Yale	H	W	105-80
12/30/1972	Harvard	H	W	102-76
12/12/1972	East Carolina	H	W	108-74
2/20/1971	Virginia	H	W	101-69
12/15/1970	Virginia Tech	H	W	104-75
2/17/1969	Virginia	H	W	100-81
2/12/1969	Wake Forest	H	W	122-93
2/14/1968	Wake Forest	H	W	105-65
1/9/1968	Clemson	H	W	101-79
12/30/1967	Wake Forest	N	W	103-76
12/13/1967	Virginia	H	W	103-61
2/28/1967	Wake Forest	A	W	113-71
2/1/1967	Virginia	A	W	100-77
3/3/1966	Wake Forest	N	W	103-73
1/15/1966	Wake Forest	H	W	101-81
12/21/1965	Michigan	N	W (ot)	100-93
12/14/1965	Furman	H	W	102-67
12/1/1965	Virginia Tech	N	W	112-79
3/5/1965	Wake Forest	N	W	101-81
2/20/1965	Notre Dame	N	W	101-88
2/11/1965	Virginia	H	W	136-72
2/6/1965	West Virginia	H	W	109-89
1/16/1965	Wake Forest	H	W	105-77
1/12/1965	Clemson	H	W	106-81
1/5/1965	Penn State	H	W	121-88
12/19/1964	Virginia	A	W	104-91
12/12/1964	South Carolina	H	W	111-72
3/14/1964	Connecticut	N	W	101-54
2/29/1964	North Carolina	A	W	104-69
2/8/1964	N.C. State	A	W	104-72
2/1/1964	Navy	H	W	121-63
2/23/1963	North Carolina	H	W	106-93

1/26/1963	West Virginia	H	W	111-71
12/29/1962	Wake Forest	N	W	113-87
2/10/1962	Virginia	H	W	101-75
1/11/1962	Clemson	A	W	104-96
12/5/1961	Davidson	H	W	117-72
2/23/1961	Seton Hall	A	W	112-78
2/9/1961	Wake Forest	H	W	100-90
1/31/1961	South Carolina	A	W	107-94
12/12/1960	South Carolina	H	W	107-79
1/11/1956	Clemson	A	W	109-80
2/22/1955	Virginia	A	W	105-92
2/5/1955	West Virginia	H	W	115-75
1/15/1955	Virginia	H	W	109-89
12/14/1954	Davidson	A	W	107-75
12/3/1954	Clemson	H	W	115-54
2/13/1954	Virginia Tech	A	W	107-53
12/12/1953	William & Mary	H	W	109-44
12/5/1953	Tennessee	H	W	101-61
12/2/1953	Furman	H	W	110-76
2/12/1953	Wake Forest	A	W (ot)	101-99
12/15/1951	VMI	H	W	102-45

100-Point Games

Record vs. Opponent in 100-Point Games

Virginia	18-0
Wake Forest	16-2
Clemson	12-0
Davidson	12-0
East Carolina	5-0
Harvard	5-0
Michigan	5-1
Maryland	4-0
N.C. State	4-1
Notre Dame	4-0
Virginia Tech	4-0
William & Mary	4-0
Army	3-0
Charlotte	3-0
Florida State	3-0
Georgia Tech	3-0
Miami [Fla.]	3-0
N.C. A & T	3-0
South Carolina	3-0
South Carolina State	3-0
UNC Greensboro	3-0
West Virginia	3-0
Boston University	2-0
Canisius	2-0
Furman	2-0
Lehigh	2-0
North Carolina	2-1
Northwestern	2-0
Western Carolina	2-0
Albany	1-0
Appalachian State	1-0
Boston College	1-0
Bryant	1-0
Chaminade	1-0
Colgate	1-0
Connecticut	1-0
Cornell	1-0
Drake	1-0
Detroit	1-0
Elon	1-0
Fairfield	1-0
Florida	1-0
Gardner-Webb	1-0
George Washington	1-0
Johns Hopkins	1-0
Kansas	1-0
Kentucky	1-0
Long Beach State	1-0
Louisiana Monroe	1-0
Mercer	1-0
Navy	1-0
N.C. Central	1-0
Northeastern	1-0
Penn State	1-0
Pennsylvania	1-0
Presbyterian	1-0
Portland	1-0
Radford	1-0
San Francisco	1-0
Seton Hall	1-0
Southern Illinois	1-0
Stetson	1-0
Tennessee	1-0
The Citadel	1-0
UCLA	1-0
Valparaiso	1-0
VMI	1-0
Washington College	1-0
Western Kentucky	1-0
Western Michigan	1-0
Yale	1-0
TOTAL	179-5

Duke 100-Point Game Facts

Duke 100-Point Game Record:	179-5
Home 100-Point Game Record:	127-1
100-Point Game Record at Cameron Indoor Stadium:	127-1
Away 100-Point Game Record:	33-4
Neutral Site 100-Point Game Record:	19-0
Overtime 100-Point Games:	[6-2] 8
Most Consecutive Wins When Scoring 100:	[12/20/95 - Present] 63 [12/15/51 - 11/30/74] 54
Most Consecutive Losses When Scoring 100:	[Five Times] 1
Most Consecutive 100-Point Games:	3, three times vs. Michigan, N.C. A&T and Davidson in 1999-00 vs. Army, Western Carolina and S.C. State in 1996-97 and vs. Harvard, Canisius and Northwestern in 1989-90
Most Frequent 100-Point Game Opponent:	[last in 2003] Virginia, 18 times
Most 100-Point Games in a Season:	[1964-65] 9
Under Mike Krzyzewski:	[home: 87-0; away: 17-2; neutral: 10-0] 114-2

Opponent 100-Point Games

Score	Opponent	Date	Location
122-109	Wake Forest	1/22/1975	Winston-Salem
113-108	Michigan	12/9/1989	Ann Arbor
113-87	N.C. State	2/20/1974	Raleigh
113-87	G. Washington	12/22/1952	Washington
111-114	Maryland	2/10/1990	College Park
110-104	Wake Forest	2/19/1983	Greensboro
109-66	Virginia	3/11/1983	Atlanta
107-87	UCLA	12/10/1966	Los Angeles
106-78	Wake Forest	12/20/1968	Greensboro
106-78	N.C. State	1/24/1976	Raleigh
105-95	LSU	12/20/1974	Columbia
105-84	Virginia	2/5/1983	Charlottesville
105-81	North Carolina	3/5/1983	Durham
104-82	Virginia	12/8/1973	Charlottesville
104-83	Maryland	2/2/1974	College Park
104-80	Maryland	2/8/1975	Durham
104-95	N.C. State	1/2/1976	Greensboro
104-91	Virginia	12/8/1983	Durham
103-89	Wake Forest	2/14/1961	Winston-Salem
103-82	North Carolina	1/22/1983	Chapel Hill
103-105	Clemson	1/24/1987	Clemson
103-73	UNLV	4/2/1990	Denver
103-96	Arizona	2/24/1991	Tucson
103-104	Kentucky	3/28/1992	Philadelphia
102-80	N.C. State	12/29/1956	Raleigh
102-96	Clemson	1/14/1976	Clemson
102-91	Maryland	2/7/1976	College Park
102-117	Miami	12/10/1988	Coral Gables
102-100	North Carolina	2/2/1995	Durham
101-63	West Virginia	12/12/1958	Morgantown
101-82	Maryland	2/2/1980	College Park
101-90	Maryland	2/21/1983	Durham
101-87	North Carolina	2/11/2009	Durham
100-71	St. Peter's	3/18/1968	New York
100-66	Clemson	2/15/1975	Clemson
100-77	UCLA	2/26/1995	Los Angeles
100-109	Virginia	1/5/2000	Charlottesville

RECORDS

Overtime Games


Date	Opponent	Loc	W/L	Score
3/10/2016	Notre Dame	N	L	79-84
12/19/2015	Utah	N	L	75-77
2/25/2015	Virginia Tech	A	W	91-86
2/18/2015	North Carolina (15)	H	W	92-90
2/1/2014	Syracuse (2)	A	L	89-91
2/25/2012	Virginia Tech	H	W	70-65
2/3/2012	Miami	H	L	74-78
2/7/2009	Miami	H	W	78-75
12/20/2007	Pittsburgh	N	L	64-65
3/8/2007	N.C. State	N	L	80-85
2/1/2007	Virginia	A	L	66-68
1/6/2007	Virginia Tech	H	L	67-69
2/4/2006	Florida State	H	W	97-96
2/12/2005	Maryland	A	L	92-99
3/14/2004	Maryland	N	L	87-95
2/5/2004	North Carolina	A	W	83-81
2/13/2003	Wake Forest (2)	A	L	80-94
12/18/2001	Kentucky	N	W	95-92
1/27/2001	Maryland	A	W	98-96
2/3/2000	North Carolina	A	W	90-86
1/19/2000	N.C. State	H	W	92-88
1/5/2000	Virginia	A	W	109-100
12/4/1999	DePaul	H	W	84-83
11/11/1999	Stanford	N	L	79-80
1/24/1999	St. John's	A	W	92-88
1/7/1997	Clemson	A	L	82-86
12/5/1996	Florida State	H	W	72-66
2/17/1996	N.C. State	H	W	79-76
2/7/1996	Georgia Tech	A	L	71-73
2/2/1995	North Carolina (2)	H	L	100-102
1/14/1995	Virginia (2)	H	L	88-91
1/24/1993	Florida State	A	L	88-89
1/4/1993	Oklahoma	H	W	88-84
3/28/1992	Kentucky	N	W	104-103
12/14/1991	Michigan	A	W	88-85
2/24/1991	Arizona (2)	A	L	96-103
3/24/1990	Connecticut	N	W	79-78
2/10/1990	Maryland	A	W	114-111
1/24/1990	N.C. State	H	W	85-82
12/9/1989	Michigan	A	L	108-113
2/20/1988	Kansas	A	W	74-70
3/6/1987	N.C. State	N	L	64-71
2/15/1987	Notre Dame	A	L	66-70
1/31/1987	Wake Forest	A	W	62-60
1/24/1987	Clemson	A	W	105-103
1/30/1985	Wake Forest	A	W	76-70
1/17/1985	Wake Forest	H	L	89-91
1/14/1985	Maryland	A	L	76-78
3/9/1984	Georgia Tech	N	W	67-63
3/3/1984	North Carolina (2)	A	L	83-96
2/23/1984	N.C. State	A	W	73-70
2/18/1984	Wake Forest	H	W	79-77
2/24/1982	Clemson (3)	H	W	73-72
2/8/1982	UNC Wilmington	H	W	67-57

Date	Opponent	Loc	W/L	Score
1/28/1981	Vanderbilt (2)	H	L	75-76
2/28/1981	North Carolina	H	W	66-65
2/25/1981	Clemson	A	L	52-54
12/9/1980	Vanderbilt	A	W	72-69
2/20/1980	Clemson	H	W	87-82
1/9/1980	Clemson	A	L	82-87
12/29/1979	Cincinnati	H	W	87-75
12/21/1979	Boston College	N	W	70-64
11/17/1979	Kentucky	N	W	82-76
12/29/1978	Ohio State	N	L	84-90
12/10/1977	Southern Cal	A	L	81-87
2/5/1977	Maryland	H	L	64-65
1/17/1977	Virginia	A	W	82-74
1/12/1977	Clemson	H	L	73-80
12/14/1976	Connecticut	N	W	64-62
3/4/1976	Maryland	N	L	78-80
1/21/1976	Wake Forest	H	W	97-93
1/14/1976	Clemson	A	L	96-102
2/1/1975	Virginia	H	L	85-92
1/3/1975	North Carolina	N	W	99-96
3/2/1974	North Carolina	A	L	92-96
1/3/1973	Virginia	A	L	74-80
2/23/1972	N.C. State	H	W	74-73
12/7/1971	Pennsylvania	H	L	49-50
3/27/1971	St. Bonaventure	N	L	88-92
2/18/1970	Davidson	A	W	79-76
1/7/1970	Wake Forest	H	W	78-72
12/1/1969	Virginia Tech (2)	N	W	66-63
2/19/1969	Davidson	A	L	80-88
3/2/1968	North Carolina (3)	H	W	87-86
1/14/1967	Maryland	A	W	72-69
2/22/1966	Wake Forest	A	L	98-99
12/21/1965	Michigan	N	W	100-93
2/9/1965	N.C. State	H	W	78-67
12/30/1964	Ohio State (2)	A	W	94-89
12/10/1964	Navy	N	W	93-87

Date	Opponent	Loc	W/L	Score
1/25/1964	Tennessee (2)	N	W	67-65
12/11/1963	Vanderbilt	A	L	92-97
2/25/1961	North Carolina	A	L	66-69
1/11/1961	Virginia	A	W	92-90
12/3/1960	Louisiana State	H	W	80-74
3/7/1958	Maryland	N	L	65-71
2/25/1958	Virginia (3)	A	L	68-70
1/11/1958	N.C. State (2)	H	W	76-75
12/28/1957	Wake Forest	N	W	79-75
12/21/1957	Pittsburgh (2)	A	L	84-87
2/2/1957	Navy	A	L	69-71
3/4/1955	Virginia	N	W	90-77
2/19/1953	William & Mary	A	L	82-85
2/12/1953	Wake Forest	A	W	101-99
2/9/1952	Navy	A	W	70-68
1/5/1952	N.C. State	H	L	70-72
1/6/1951	N.C. State	H	L	71-77
2/11/1950	G. Washington (2)	A	L	55-62
12/17/1949	Washington & Lee	A	W	81-67
1/9/1947	NYU	A	L	61-64
2/28/1946	N.C. State	N	W	44-38
1/9/1946	North Carolina	A	W	51-46
1/1/1944	Long Island	A	L	57-59
2/27/1942	North Carolina	H	W	41-40
2/13/1941	Wake Forest	H	W	42-41
2/12/1940	Clemson	H	W	39-37
3/20/1937	N.C. State	H	W	36-33
3/17/1937	VMI	A	L	31-32
2/6/1936	North Carolina	A	W	36-34
3/6/1935	Navy	A	L	38-44
2/20/1932	Maryland	H	L	18-20
2/8/1932	Tennessee	A	L	31-32
1/9/1932	William & Mary	H	W	28-20
2/20/1922	Florida	A	L	26-33
1914	N.C. State	H	W	33-25

Duke Overtime Facts

Duke Overtime Record:	68-57
Home Overtime Record:	29-13
Overtime Record at Cameron Indoor Stadium:	25-12
Away Overtime Record:	24-33
Neutral Site Overtime Record:	15-11
Longest Win Streak:	[12/4/1999 - 12/18/2001] 6
Longest Losing Streak:	[1/24/1993 - 2/7/1996]; [1/6/2007 - 12/20/07] 4
Single Overtime Games:	110
Double Overtime Games:	12
Triple Overtime Games:	3
Most Frequent Overtime Opponent:	[last in 2007] N.C. State, 14 times
Most Overtime Games in a Season:	[1957-58, 1979-80 & 1999-2000] 5
Most Overtime Periods in a Season:	[1957-58] 9
Under Mike Krzyzewski:	[home: 14-4; away: 14-13; neutral: 4-7] 32-24



RECORDS

Opponent Records

Team, Game		
Most Points		
By	Wake Forest (a), 1/22/1975	122
By	George Washington (a), 12/22/1952	113
	N.C. State (a), 2/20/1974	113
	Michigan (a), 12/9/1989	113
By	Maryland (a), 2/10/1990	111
Fewest Points		
By	3x; last by Guilford, 1906-07	1
Fewest Points in a Half		
By	North Carolina, 2/24/1979 <i>[1st Half]</i>	0
Most Field Goals Made		
By	Wake Forest (a), 1/22/1975	49
Fewest Field Goals Made		
By	N.C. State (n), 3/8/1968	4
Most Field Goal Attempts		
By	N.C. State (a), 2/20/1974	100
	Vanderbilt (h), 12/11/1962	100
Fewest Field Goal Attempts		
By	N.C. State (n), 3/8/1968	13
Highest Field Goal Pct.		
By	Georgetown (a), 1/30/2010	[33-46] .717
Lowest Field Goal Pct.		
By	Ft. Bragg (h), 1/2/1945	.126
Most 3-Point Field Goals Made		
By	Wake Forest (n), 3/10/1995	16
Most 3-Point Field Goal Attempts		
By	Elon (h), 12/28/2015	31
Most Free Throws Made		
By	Wake Forest (n), 12/20/1968	42
Fewest Free Throws Made		
By	Georgia Southern (h), 12/15/2015	0
	Georgia Tech (h), 1/7/2014	0
	Georgia Tech (h), 2/3/1982	0
	Maryland (h), 2/18/1978	0
Most Free Throw Attempts		
By	Virginia (a), 2/22/1955	55
Fewest Free Throw Attempts		
By	N.C. State (n), 12/1/1978	1
	Maryland (h), 2/18/1978	1
Most Free Throws Made, No Misses		
By	N.C. State (a), 2/25/1970	[17-17] 1.000
Lowest Free Throw Pct.		
By	Georgia Southern (h), 12/15/2015	[0-4] .000
	Georgia Tech (h), 1/7/2014	[0-6] .000
	Georgia Tech (h), 2/3/1982	[0-7] .000
	Maryland (h), 2/18/1978	[0-1] .000
Most Rebounds		
By	Wake Forest (n), 12/20/1968	68
Most Assists		
By	Clemson (a), 2/26/1986	36
Most Personal Fouls		
By	North Carolina (a), 2/6/1953	39
Fewest Personal Fouls		
By	Washington & Lee (a), 2/16/1939	4
	Oklahoma State (a), 12/19/1939	4
Most Disqualifications		
By	5X; last by Maryland (a), 2/10/1990	5

Individual Records, Game

Points		
Rk	Name, Opponent, Date	Pts
1.	Ernie Beck, Pennsylvania (n), 12/30/1952	47
2.	Don Hennon, Pittsburgh (a), 12/21/1957	45
	Kenny Carr, N.C. State (n), 1/2/1976	45
4.	Dickie Hemric, Wake Forest (h), 2/12/1953	44
	Kenny Higgs, LSU (n), 12/20/1974	44
	Kenny Carr, N.C. State (a), 1/24/1976	44
7.	Grady Wallace, South Carolina (h), 2/23/1957	43
	Buzzy Wilkinson, Virginia (n), 3/4/1954	42
9.	Grady Wallace, South Carolina (n), 3/7/1957	41
	Jack Givens, Kentucky (n), 3/27/1978	41
	Len Bias, Maryland (h), 1/25/1986	41
12.	7x; last Marvis Thornton, St. John's (a), 1/24/1999	40
Most Field Goals Made		
1.	Don Hennon, Pittsburgh (a), 12/21/1957	20
2.	Ernie Beck, Penn (n), 12/30/1952	18
	Lew Alcindor, UCLA (a), 12/10/1966	18
	Kenny Carr, N.C. State (n), 1/2/1976	18
	Jack Givens, Kentucky (n), 3/27/1978	18
	Ralph Sampson, Virginia (n), 12/8/1982	18
Most Field Goal Attempts		
1.	Buzzy Wilkinson, Virginia (n), 3/4/1954	44
2.	Don Hennon, Pittsburgh (a), 12/21/1957	42
3.	Grady Wallace, South Carolina (n), 3/7/1957	40
4.	Rod Hundley, West Virginia (n), 12/27/1956	32
	Grady Wallace, South Carolina (h), 2/23/1957	32
	Al Thornton, Florida State (h), 2/4/2006	32
Highest Field Goal Pct.		
1.	Larry Miller, North Carolina (n), 3/11/1967	[13-14] .929
2.	Ben Coleman, Maryland (a), 2/11/1984	[11-12] .917
3.	Devin Gray, Clemson (h), 1/27/1992	[10-11] .909
	Rasheed Wallace, North Carolina (h), 2/2/1995	[10-11] .909
5.	Cazzie Russell, Michigan (a), 12/21/1963	[9-10] .900
	Lee Raker, Virginia (a), 1/31/1981	[9-10] .900
	Reggie Johnson, Miami (h), 1/2/2011	[9-10] .900
	Jerome Hill, Gardner-Webb (h), 12/16/2013	[9-10] .900
<i>Minimum 10 field goal attempts</i>		
Most 3-Point Field Goals Made		
1.	Randolph Childress, Wake Forest (n), 3/10/1995	8
	Jimmy Baron, Rhode Island (h), 11/16/2008	8
3.	Mark Moczniak, Campbell (n), 3/19/1992	7
	Tyrone Perry, Delaware (h), 12/19/1995	7
	Marvis Thornton, St. John's (a), 1/24/1999	7
Most 3-Point Field Goal Attempts		
1.	Mark Karcher, Temple (n), 3/21/1999	15
2.	Dennis Scott, Georgia Tech (n), 3/10/1990	13
	Mark Moczniak, Campbell (n), 3/19/1992	13
	Curtis Staples, Virginia (n), 3/5/1998	13
5.	10x; last Tim Pickett, Florida State (a), 2/29/2004	12
3-Point Field Goal Pct.		
1.	Tim Mullen, Virginia (a), 2/5/1983	[5-5] 1.000
2.	Tyrone Perry, Delaware (h), 12/19/1995	[7-8] .875
3.	Marc Campbell, Clemson (h), 1/29/1983	[5-6] .833
	Exree Hipp, Maryland (h), 1/28/1995	[5-6] .833
	Lakista McCuller, N.C. State (a), 2/18/1995	[5-6] .833
	Devin Smith, Virginia (a), 1/11/2004	[5-6] .833
<i>Minimum five three-point field goal attempts</i>		
Most Free Throws Made		
1.	Bob Zeitz, N.C. State (n), 12/29/1956	22
2.	Grady Wallace, South Carolina (h), 2/23/1957	21
	York Larese, North Carolina (n), 12/29/1959	21
4.	Dickie Hemric, Wake Forest (h), 2/19/1955	20
5.	Buzzy Wilkinson, Virginia (a), 2/22/1955	18

Most Free Throws Attempted

1.	■ Dickie Hemric, Wake Forest (h), 2/19/1955	26
2.	Buzzy Wilkinson, Virginia (a), 2/22/1955	25
3.	Grady Wallace, South Carolina (h), 2/23/1957	23
4.	Dickie Hemric, Wake Forest (a), 1/12/1954	22
5.	Buzzy Wilkinson, Virginia (n), 3/4/1954	22

Most Free Throws Made, No Misses

1.	York Larese, North Carolina (n), 12/29/1959	21
2.	John Roche, South Carolina (a), 2/14/1970	15
	Carlos Yates, George Mason (h), 1/3/1983	15
4.	Kenny Higgs, LSU (n), 12/20/1974	14
	Mark Price, Georgia Tech (n), 3/9/1985	14
6.	Len Bias, Maryland (h), 1/25/1986	13
7.	Jeff Jones, Virginia (h), 1/30/1982	12
	Todd Fuller, N.C. State (a), 1/18/1996	12
	Jason Capel, North Carolina (h), 3/3/2002	12
10.	4x; last by Marty Patterson, Clemson (a), 2/2/1974	11

Rebounds

1.	Clyde Lee, Vanderbilt (a), 12/11/1963	26
2.	Sean May, North Carolina (a), 3/6/2005	24
3.	Len Chappell, Wake Forest (a), 2/3/1960	23
4.	Len Chappell, Wake Forest (a), 2/15/1962	22
	Lew Alcindor, UCLA (a), 12/10/1966	22
	Zach Auguste, Notre Dame (n), 3/10/2016	22

Assists

1.	Jerry Kroll, Davidson (a), 2/19/1969	19
	Anthony Jenkins, Clemson (a), 2/26/1986	19
	Craig Neal, Georgia Tech (a), 2/28/1988	19
4.	4x; last Jason Kidd, California (n), 3/20/1993	14

Blocks

1.	Wayne "Tree" Rollins, Clemson (a), 2/3/1977	10
2.	Robert Siler, Wake Forest (h), 1/14/1991	9
3.	Scott VanSchaardenburg, The Citadel (a), 1/16/1991	8
	Acie Earl, Iowa (n), 3/21/1992	8
5.	6x; last Danny Green, North Carolina (h), 3/8/2008	7

Steals

1.	Kenny Anderson, Georgia Tech (a), 1/30/1991	8
2.	Kenny Carr, N.C. State (h), 2/18/1976	7
	Clyde Austin, N.C. State (n), 11/27/1976	7
	Dudley Bradley vs. North Carolina (n), 3/3/1979	7
	Spud Webb, N.C. State (n), 2/20/1985	7
	Chris Corchiani, N.C. State (a), 1/26/1989	7
	K.C. Rivers, Clemson (v), 2/4/2009	7

Minutes Played

1.	Larry Miller, North Carolina (h), 3/2/1968	55
2.	Vince Hamilton, Clemson (h), 2/24/1982	53
3.	Mike Eppley, Clemson (h), 2/24/1982	52
	Charles Green, East Carolina (h), 11/27/1982	52
5.	Fred Gilliam, Clemson (h), 2/24/1982	51

■ - Cameron Indoor Stadium record

Individual Records, Career

Most Points

1.	Dickie Hemric, Wake Forest, 1954-57	[9 Games] 270
2.	Len Chappell, Wake Forest, 1960-63	[10 Games] 255
3.	Lennie Rosenbluth, North Carolina, 1954-56	[9 Games] 251
	Phil Ford, North Carolina, 1975-78	[11 Games] 251
5.	Bob Leonard, Wake Forest, 1964-66	[10 Games] 240
6.	Len Bias, Maryland, 1983-86	[10 Games] 237
7.	Rod Griffin, Wake Forest, 1975-78	[13 Games] 228
8.	Al Wood, North Carolina, 1978-81	[14 Games] 222
9.	Kenny Carr, N.C. State, 1975-78	[8 Games] 217
10.	Skip Brown, Wake Forest, 1974-77	[10 Games] 194

Non-Conference: Cazzie Russell, Michigan, 1964-66 (4 Games) - 104; John Gerdy, Davidson, 1979-82 (4 Games) - 103

Yearly Statistics

1950-51

Record: 20-13; Home: 7-3; Away: 8-8; Neutral: 5-2

Player	G	MP	FG-FGA	Pct	FT-FTA	Pct	Reb-Avg	PF-DQ	Ast	TO	BS	St	Pts-Avg
Groat	33	-	285-713	.400	261-331	.789	-	128-10	-	-	-	-	831-25.2
Crowder	33	-	110-304	.362	53-70	.757	-	104-6	-	-	-	-	273-8.3
York	33	-	104-328	.317	51-83	.614	-	66-2	-	-	-	-	259-7.8
Fleming	33	-	87-295	.295	60-99	.606	-	94-5	-	-	-	-	234-7.1
Deimling	32	-	81-205	.395	60-77	.779	-	80-4	-	-	-	-	222-6.9
Allen	28	-	57-177	.322	52-86	.605	-	59-2	-	-	-	-	166-5.9
Kulpan	29	-	45-130	.346	32-49	.653	-	97-9	-	-	-	-	122-4.2
Johnson	29	-	39-118	.331	15-23	.652	-	52-2	-	-	-	-	93-3.2
Latimer	27	-	32-146	.219	12-26	.461	-	41-3	-	-	-	-	76-2.8
Boyce	8	-	3-9	.333	1-5	.200	-	12-2	-	-	-	-	7-0.9
Strauss	3	-	1-6	.167	0-2	.000	-	4-0	-	-	-	-	2-0.7
Downing	7	-	1-8	.125	1-1	1.000	-	4-0	-	-	-	-	3-0.4
Caudle	1	-	0-0	.000	0-0	.000	-	0-0	-	-	-	-	0-0.0
Lasseter	1	-	0-1	.000	0-0	.000	-	0-0	-	-	-	-	0-0.0
Others	16	-	22-74	.297	28-36	.778	-	42-3	-	-	-	-	69-4.3
Duke	33	-	866-2514	.344	623-888	.702	-	783-48	-	-	-	-	2366-71.7
Opps	33	-	889-2454	.362	541-849	.637	-	751-41	-	-	-	-	2318-70.2

1951-52

Record: 24-6; Home: 11-1; Away: 9-1; Neutral: 4-4

Player	G	MP	FG-FGA	Pct	FT-FTA	Pct	Reb-Avg	PF-DQ	Ast	TO	BS	St	Pts-Avg
Groat	30	-	288-700	.411	204-281	.726	-	229-7.6	107-10	229	-	-	780-26.0
Janicki	30	-	185-487	.380	77-126	.611	476-15.9	87-6	42	-	-	-	447-14.9
D'Emilio	30	-	135-382	.353	65-102	.637	121-4.0	89-6	100	-	-	-	335-11.2
Crowder	30	-	77-188	.410	29-57	.509	220-7.3	104-8	28	-	-	-	183-6.1
Fleming	30	-	51-163	.313	49-93	.527	291-9.7	91-3	65	-	-	-	151-5.0
Lacy	21	-	35-83	.422	20-25	.800	80-3.8	42-1	9	-	-	-	90-4.2
Glasgow	20	-	29-71	.394	17-29	.595	88-4.4	42-1	11	-	-	-	75-3.8
Johnson	29	-	42-120	.350	19-31	.612	381-3	60-0	58	-	-	-	103-3.4
Deimling	28	-	20-66	.303	34-52	.654	123-4.4	61-5	20	-	-	-	74-2.6
Decker	11	-	6-23	.261	10-17	.588	42-3.8	21-2	3	-	-	-	22-2.0
Latimer	28	-	16-47	.341	11-23	.479	391-4	29-0	13	-	-	-	43-1.6
Shabel	15	-	5-11	.455	7-10	.700	11-0.7	18-0	10	-	-	-	17-1.1
Duke	30	-	889-2341	.380	542-846	.641	1758-58.6	751-42	588	-	-	-	2320-77.3
Opps	30	-	757-2282	.331	478-782	.599	-	707-47	-	-	-	-	2019-67.3

1952-53

Record: 18-8; Home: 9-2; Away: 8-3; Neutral: 1-3

Player	G	MP	FG-FGA	Pct	FT-FTA	Pct	Reb-Avg	PF-DQ	Ast	TO	BS	St	Pts-Avg
Janicki	26	-	155-411	.377	126-181	.696	272-10.5	86-6	-	-	-	-	436-16.8
Riegel	26	-	147-361	.404	131-213	.615	189-7.3	93-10	-	-	-	-	425-16.3
D'Emilio	23	-	120-363	.331	96-138	.696	105-4.6	64-3	-	-	-	-	336-14.6
Lacy	23	-	74-142	.528	52-73	.712	95-4.1	59-5	-	-	-	-	200-8.7
Decker	22	-	62-127	.504	56-74	.757	198-8.3	54-2	-	-	-	-	180-7.5
Belmont	24	-	42-120	.350	39-62	.629	54-2.4	40-3	-	-	-	-	123-5.6
Mayer	25	-	40-101	.396	58-83	.699	121-4.8	65-3	-	-	-	-	138-5.5
Shabel	25	-	42-102	.414	36-47	.766	47-1.9	66-4	-	-	-	-	120-4.8
Lamley	19	-	27-79	.342	25-36	.694	78-4.1	25-0	-	-	-	-	79-4.2
Driesell	22	-	24-67	.358	17-39	.436	59-2.7	47-1	-	-	-	-	65-3.0
Cashman	16	-	14-51	.275	16-24	.667	45-2.8	28-1	-	-	-	-	44-2.8
Turner	10	-	12-28	.429	0-1	.000	6-0.6	8-0	-	-	-	-	24-2.4
Peters	9	-	3-6	.500	4-6	.667	2-0.2	9-0	-	-	-	-	10-1.1
Duke	26	-	762-1958	.389	656-977	.672	1271-48.8	644-38	-	-	-	-	2180-83.8
Opps	26	-	-	-	-	-	-	-	-	-	-	-	2039-78.4

1953-54

Record: 22-6; Home: 10-1; Away: 8-2; Neutral: 4-3

Player	G	MP	FG-FGA	Pct	FT-FTA	Pct	Reb-Avg	PF-DQ	Ast	TO	BS	St	Pts-Avg
Janicki	27	-	140-385	.365	84-122	.689	175-6.5	82-3	-	-	-	-	364-13.5
D'Emilio	27	-	138-380	.363	81-123	.659	104-3.9	74-4	-	-	-	-	357-13.2
Mayer	27	-	114-280	.407	121-153	.791	265-9.8	88-5	-	-	-	-	349-12.9
Belmont	27	-	129-322	.401	77-107	.720	106-3.9	70-2	-	-	-	-	335-12.4
Lacy	26	-	49-112	.433	60-96	.625	89-3.4	35-0	-	-	-	-	158-6.1
Doherty	27	-	58-142	.408	37-52	.712	134-5.0	91-4	-	-	-	-	153-5.6
Driesell	23	-	41-90	.456	34-63	.540	48-2.1	29-1	-	-	-	-	116-5.1
Morgan	25	-	46-109	.422	36-59	.610	132-5.3	71-3	-	-	-	-	128-5.1
Decker	25	-	44-94	.468	22-30	.730	110-4.4	50-1	-	-	-	-	110-4.4
Shabel	21	-	32-68	.471	13-21	.619	18-0.9	31-0	-	-	-	-	77-3.7
Tobin	23	-	26-72	.361	25-52	.481	54-2.3	54-0	-	-	-	-	77-3.4
Turner	20	-	12-31	.387	2-5	.400	17-0.8	12-0	-	-	-	-	26-1.3
Duke	27	-	829-2085	.398	592-883	.671	1252-46.4	687-53	-	-	-	-	2250-83.2
Opps	27	-	-	-	-	-	-	-	-	-	-	-	1877-69.5

1954-55

Record: 20-8; Home: 9-1; Away: 8-3; Neutral: 3-4

Player	G	MP	FG-FGA	Pct	FT-FTA	Pct	Reb-Avg	PF-DQ	Ast	TO	BS	St	Pts-Avg
Mayer	28	-	217-509	.426	173-229	.755	348-12.4	101-9	-	-	-	-	607-21.7
Belmont	28	-	160-436	.370	120-168	.710	137-4.9	73-1	-	-	-	-	440-15.7
Morgan	28	-	107-248	.440	78-134	.580	255-9.1	113-13	-	-	-	-	292-10.4
Tobin	13	-	41-121	.340	21-30	.700	67-5.2	39-3	-	-	-	-	103-7.9
Turner	28	-	93-278	.333	22-33	.667	29-2.8	17-1	-	-	-	-	208-7.4
Kalibus	24	-	69-162	.430	37-65	.570	72-3.0	43-1	-	-	-	-	175-7.3
Lakata	28	-	72-181	.400	51-80	.640	166-5.9	61-4	-	-	-	-	195-6.9
Lamley	28	-	64-196	.333	39-54	.720	134-4.8	51-2	-	-	-	-	167-5.9
Doherty	25	-	55-118	.460	26-44	.590	111-4.6	54-0	-	-	-	-	136-5.4
Rosenthal	16	-	15-42	.360	6-13	.461	20-1.3	4-0	-	-	-	-	36-2.3
Thuemmel	18	-	6-25	.240	1-9	.111	5-0.3	20-1	-	-	-	-	13-0.7
Blackburn	11	-	4-10	.400	3-10	.300	1-0.1	1-0	-	-	-	-	11-1.0
Others	6	-	0-9	.000	3-4	.750	4-0.8	5-0	-	-	-	-	3-0.5
Duke	28	-	903-2335	.390	580-873	.664	1349-48.2	582-35	-	-	-	-	2386-85.2
Opps	28	-	651-1824	.360	735-1049	.700	1217-43.4	457-21	-	-	-	-	2037-72.7

1955-56

Record: 19-7; Home: 9-1; Away: 7-4; Neutral: 3-2

Player	G	MP	FG-FGA	Pct	FT-FTA	Pct	Reb-Avg	PF-DQ	Ast	TO	BS	St	Pts-Avg
Mayer	25	-	195-452	.431	163-208	.784	220-8.8	93-4	-	-	-	-	553-22.1
Belmont	26	-	140-381	.367	160-210	.760	123-4.7	76-3	-	-	-	-	440-17.0
Morgan	26	-	96-254	.377	101-137	.737	256-9.8	76-5	-	-	-	-	293-11.2
Kalibus	14	-	43-98	.430	30-59	.650	44-3.0	25-1	-	-	-	-	116-8.2
Harris	26	-	88-223	.367	39-59	.661	73-2.8	64-2	-	-	-	-	203-7.8
Lakata	25	-	73-178	.410	48-73	.657	179-7.1	59-3	-	-	-	-	203-7.8
Newcome	26	-	58-155	.374	22-37	.594	90-3.4	46-1	-	-	-	-	138-5.3
Allen	13	-	13-37	.351	15-26	.577	21-1.6	10-0	-	-	-	-	41-3.1
Schmidt	18	-	13-39	.333	18-37	.486	24-1.3	22-0	-	-	-	-	44-2.4
Rosenthal	7	-	5-8										

2016-17 DUKE MEN'S BASKETBALL

MEDIA GUIDE

1960-61

Table with 14 columns: Player, G, MP, FG-FGA, Pct, FT-FTA, Pct, Reb-Avg, PF-DO, Ast, TO, BS, St, Pts-Avg. Record: 22-6; Home: 8-0; Away: 6-4; Neutral: 8-2. Includes data for Heyman, Youngkin, Hurt, Kistler, Frye, Schmidt, Mewhort, Beal, Cantwell, Albright, Raksnis, Others, Team, Duke, Opps.

1961-62

Table with 14 columns: Player, G, MP, FG-FGA, Pct, FT-FTA, Pct, Reb-Avg, PF-DO, Ast, TO, BS, St, Pts-Avg. Record: 20-5; Home: 11-1; Away: 6-2; Neutral: 3-2. Includes data for Heyman, Mullins, Harrison, Mewhort, Buckley, Schmidt, Ulrich, Mullen, Jamieson, Kast, Gebbie, Salisbury, Cox, Hamilton, Williamson, Team, Duke, Opps.

1962-63

Table with 14 columns: Player, G, MP, FG-FGA, Pct, FT-FTA, Pct, Reb-Avg, PF-DO, Ast, TO, BS, St, Pts-Avg. Record: 27-3; Home: 11-0; Away: 9-2; Neutral: 7-1. Includes data for Heyman, Mullins, Buckley, Schmidt, Harrison, Tison, Ferguson, Herbster, Kitching, R. Cox, Jamieson, Williamson, F. Cox, Mann, Team, Duke, Opps.

1963-64

Table with 14 columns: Player, G, MP, FG-FGA, Pct, FT-FTA, Pct, Reb-Avg, PF-DO, Ast, TO, BS, St, Pts-Avg. Record: 26-5; Home: 10-0; Away: 6-3; Neutral: 10-2. Includes data for Mullins, Buckley, Tison, Harrison, Marin, Vacendak, Ferguson, Kitching, Herbster, Allen, Harscher, Mann, Cox, Murray, Team, Duke, Opps.

1964-65

Table with 14 columns: Player, G, MP, FG-FGA, Pct, FT-FTA, Pct, Reb-Avg, PF-DO, Ast, TO, BS, St, Pts-Avg. Record: 20-5; Home: 8-2; Away: 6-2; Neutral: 6-1. Includes data for Verga, Marin, Vacendak, Tison, Ferguson, Riedy, Herbster, Kitching, Zimmer, McBride, Allen, Liccardo, McKaig, Fitts, Team, Duke, Opps.

1965-66

Table with 14 columns: Player, G, MP, FG-FGA, Pct, FT-FTA, Pct, Reb-Avg, PF-DO, Ast, TO, BS, St, Pts-Avg. Record: 26-4; Home: 10-0; Away: 5-3; Neutral: 11-1. Includes data for Marin, Verga, Lewis, Vacendak, Riedy, Chapman, Kennedy, Wendelin, Kolodziej, Liccardo, Allen, Zimmer, Barone, McKaig, Warren, Team, Duke, Opps.

1966-67

Table with 14 columns: Player, G, MP, FG-FGA, Pct, FT-FTA, Pct, Reb-Avg, PF-DO, Ast, TO, BS, St, Pts-Avg. Record: 18-9; Home: 8-1; Away: 5-4; Neutral: 5-4. Includes data for Verga, Lewis, Riedy, Kolodziej, Golden, Francis, Wendelin, Vanden, Kennedy, Liccardo, Chapman, Lind, Claiborne, McKaig, Barone, Team, Duke, Opps.

1967-68

Table with 14 columns: Player, G, MP, FG-FGA, Pct, FT-FTA, Pct, Reb-Avg, PF-DO, Ast, TO, BS, St, Pts-Avg. Record: 22-6; Home: 9-1; Away: 7-3; Neutral: 6-2. Includes data for Lewis, Golden, Kennedy, Vanden, Kolodziej, Wendelin, Teer, Claiborne, Lind, Barone, Kuhlmeier, Posen, Jackson, Smiley, Team, Duke, Opps.

1968-69

Table with 14 columns: Player, G, MP, FG-FGA, Pct, FT-FTA, Pct, Reb-Avg, PF-DO, Ast, TO, BS, St, Pts-Avg. Record: 15-13; Home: 6-4; Away: 3-7; Neutral: 6-2. Includes data for Denton, Kather, DeVenizio, Lind, Golden, Vanden, Claiborne, Evans, Teer, Chapman, Smiley, Posen, Kuhlmeier, Team, Duke, Opps.

RECORDS

MEDIA GUIDE

2016-17 DUKE MEN'S BASKETBALL

1969-70 Record: 17-9; Home: 8-2; Away: 5-4; Neutral: 4-3

Player	G	MP	FG-FGA	Pct	FT-FTA	Pct	Reb-Avg	PF-DO	Ast	TO	BS	St	Pts-Avg
Denton	26	-	237-437	.542	86-132	.652	324-12.5	69-3	15	-	-	-	560-21.5
Kather	26	-	143-322	.444	54-68	.794	121-4.7	62-0	27	-	-	-	340-13.1
Saunders	26	-	98-154	.636	64-91	.703	201-7.7	71-3	8	-	-	-	260-10.0
Evans	26	-	96-194	.494	66-112	.589	89-3.4	51-1	81	-	-	-	258-9.9
DeVenzio	23	-	75-177	.424	29-36	.806	47-2.0	52-1	104	-	-	-	179-7.8
Blackman	25	-	53-111	.477	50-70	.715	31-1.2	45-0	8	-	-	-	156-6.2
Kuhlmeier	17	-	32-74	.432	9-13	.694	25-1.5	19-1	17	-	-	-	73-4.3
Posen	18	-	20-48	.417	18-23	.783	29-1.6	19-1	23	-	-	-	58-3.2
Yarbro	20	-	23-42	.548	13-23	.565	21-1.1	18-2	3	-	-	-	59-3.0
Litz	7	-	6-11	.545	3-4	.750	10-1.4	5-0	0	-	-	-	15-2.1
West	4	-	3-6	.500	0-0	.000	0-0.0	5-0	0	-	-	-	6-1.5
Teer	4	-	1-9	.111	0-0	.000	5-1.2	2-0	2	-	-	-	2-0.5
Smiley	2	-	0-2	.000	0-0	.000	0-0.0	2-0	0	-	-	-	0-0.0
Doughty	2	-	0-1	.000	0-2	.000	0-0.0	1-0	1	-	-	-	0-0.0
Jackson	1	-	0-0	.000	0-0	.000	0-0.0	0-0	0	-	-	-	0-0.0
Team	-	-	-	-	-	-	137-5.3	-	-	-	-	-	-
Duke	26	-	787-1588	.496	392-574	.683	1140-43.9	421-12	289	-	-	-	1966-75.6
Opps	26	-	744-1750	.425	386-539	.716	1002-38.5	441-14	257	-	-	-	1874-72.1

1970-71 Record: 20-10; Home: 8-2; Away: 6-3; Neutral: 6-5

Player	G	MP	FG-FGA	Pct	FT-FTA	Pct	Reb-Avg	PF-DO	Ast	TO	BS	St	Pts-Avg
Denton	30	-	244-433	.564	124-166	.747	385-12.8	102-5	23	81	-	-	612-20.4
O'Connor	30	-	139-327	.425	103-131	.786	134-4.5	50-1	71	99	-	-	381-12.7
Kather	30	-	139-291	.478	30-34	.882	119-4.0	56-2	21	41	-	-	308-10.3
Dawson	30	-	124-289	.429	40-50	.800	53-1.8	45-0	29	46	-	-	288-9.6
Saunders	30	-	93-165	.564	59-85	.694	205-6.8	74-4	16	43	-	-	245-8.2
Shaw	30	-	57-95	.600	77-99	.778	168-5.6	69-3	20	44	-	-	191-6.4
DeVenzio	30	-	69-138	.500	35-47	.745	58-1.9	86-6	115	66	-	-	173-5.8
Melchi	29	-	41-106	.387	50-58	.862	46-1.5	35-2	42	45	-	-	132-4.5
Doughty	8	-	4-9	.444	9-14	.644	6-0.7	14-0	3	6	-	-	17-2.4
Litz	10	-	7-8	.875	7-10	.700	15-1.5	8-0	1	4	-	-	21-2.1
Yarbro	6	-	3-9	.333	3-6	.500	3-0.5	7-0	1	3	-	-	9-1.5
West	8	-	4-11	.364	2-4	.500	6-0.8	6-0	2	5	-	-	10-1.3
Carr	1	-	0-0	.000	0-0	.000	1-1.0	0-0	0	0	-	-	0-0.0
Team	-	-	-	-	-	-	155-5.2	-	-	-	-	-	-
Duke	30	-	924-1881	.491	539-704	.766	1345-44.8	552-23	344	481	-	-	2387-79.6
Opps	30	-	841-2010	.418	530-741	.715	1157-38.6	522-18	298	383	-	-	2292-77.3

1971-72 Record: 14-12; Home: 10-2; Away: 1-6; Neutral: 3-4

Player	G	MP	FG-FGA	Pct	FT-FTA	Pct	Reb-Avg	PF-DO	Ast	TO	BS	St	Pts-Avg
O'Connor	17	-	98-216	.454	67-101	.663	102-6.0	45-0	19	-	-	-	263-15.4
Redding	26	-	124-265	.468	137-173	.792	165-6.3	88-6	12	-	-	-	385-14.8
Shaw	26	-	119-198	.601	85-127	.669	308-11.8	75-3	49	-	-	-	323-12.4
Melchi	22	-	99-213	.465	67-74	.905	65-2.9	45-0	58	-	-	-	259-11.7
Yarbro	25	-	67-124	.540	75-96	.781	92-3.6	46-0	17	-	-	-	209-8.3
Righter	25	-	59-128	.461	44-59	.746	78-3.1	36-0	5	-	-	-	162-6.5
West	25	-	55-140	.393	16-24	.667	43-1.7	32-0	38	-	-	-	126-5.0
Burdette	24	-	15-43	.349	10-22	.455	14-0.5	45-1	33	-	-	-	40-1.7
Doughty	13	-	4-12	.333	1-6	.167	3-0.2	5-0	7	-	-	-	9-0.7
Edwards	9	-	0-2	.000	4-4	1.000	3-0.3	2-0	3	-	-	-	4-0.5
Team	-	-	-	-	-	-	140-5.3	-	-	-	-	-	-
Duke	26	-	640-1341	.477	500-686	.729	1013-39.0	419-10	241	480	-	-	1780-68.4
Opps	26	-	713-1642	.434	346-498	.695	955-36.7	514-17	366	380	-	-	1772-68.1

1972-73 Record: 12-14; Home: 8-2; Away: 2-7; Neutral: 2-5

Player	G	MP	FG-FGA	Pct	FT-FTA	Pct	Reb-Avg	PF-DO	Ast	TO	BS	St	Pts-Avg
Redding	26	-	158-296	.534	124-147	.844	167-6.4	74-4	13	-	-	-	440-16.9
Melchi	26	-	165-366	.451	82-99	.828	196-7.3	47-1	84	-	-	-	412-15.8
Fleischer	26	-	100-190	.526	85-108	.787	221-8.5	84-7	27	-	-	-	285-11.0
Shaw	26	-	87-187	.465	56-74	.757	197-7.6	71-3	35	-	-	-	230-8.8
Billerman	26	-	81-192	.422	50-62	.806	63-2.4	94-7	59	-	-	-	212-8.2
Kramer	25	-	62-139	.446	23-28	.821	57-2.3	37-0	13	-	-	-	147-5.7
Hodge	23	-	47-87	.529	31-40	.775	79-3.4	27-0	10	-	-	-	125-5.4
Suk	24	-	34-81	.420	22-29	.759	51-2.2	59-5	18	-	-	-	90-3.8
O'Connell	23	-	22-72	.306	17-29	.586	34-1.5	34-1	9	-	-	-	61-2.7
Cook	2	-	2-3	.667	0-0	.000	1-0.5	1-0	1	-	-	-	4-2.0
Burdette	20	-	6-26	.231	4-14	.286	14-0.7	36-1	22	-	-	-	16-0.8
Fox	5	-	1-2	.500	2-2	1.000	2-0.4	2-0	0	-	-	-	4-0.8
Chinault	6	-	2-7	.286	0-0	.000	1-0.2	1-0	1	-	-	-	4-0.6
Chili	5	-	1-1	1.000	0-0	.000	4-0.8	0-0	0	-	-	-	2-0.4
Team	-	-	-	-	-	-	145-5.6	-	-	-	-	-	-
Duke	26	-	767-1649	.465	496-632	.785	1132-43.5	567-29	291	502	-	-	2030-78.1
Opps	26	-	805-1784	.451	389-561	.693	1037-39.8	599-28	325	457	-	-	1999-76.6

1973-74 Record: 10-16; Home: 7-4; Away: 2-8; Neutral: 1-4

Player	G	MP	FG-FGA	Pct	FT-FTA	Pct	Reb-Avg	PF-DO	Ast	TO	BS	St	Pts-Avg
Fleischer	26	-	163-312	.522	81-107	.757	323-12.4	68-1	51	-	-	-	407-15.7
Redding	26	-	117-252	.464	82-105	.781	141-5.4	54-0	19	-	-	-	316-12.2
Billerman	26	-	97-227	.427	84-101	.832	56-2.2	101-7	112	-	-	-	278-10.7
Kramer	26	-	112-246	.455	22-38	.579	90-3.6	57-2	40	-	-	-	246-9.8
Hodge	25	-	101-212	.476	38-60	.633	131-5.0	61-2	18	-	-	-	240-9.2
Burch	23	-	72-180	.400	13-20	.650	33-1.4	34-1	27	-	-	-	157-6.8
Armstrong	22	-	55-114	.482	28-35	.800	18-0.8	32-0	9	-	-	-	138-6.3
Chili	10	-	10-16	.625	5-12	.417	17-1.7	8-0	2	-	-	-	25-2.5
Fox	20	-	21-48	.438	6-9	.667	22-1.1	25-0	4	-	-	-	48-2.4
Crow	10	-	9-14	.643	2-3	.667	6-0.6	4-0	3	-	-	-	20-2.0
Suk	22	-	15-44	.341	2-6	.333	48-2.2	39-0	8	-	-	-	32-1.5
O'Connell	22	-	12-23	.522	3-10	.300	14-0.6	14-0	4	-	-	-	27-1.2
Cook	14	-	7-19	.368	0-0	.000	12-0.9	7-0	0	-	-	-	14-1.0
Chinault	6	-	2-2	1.000	2-2	1.000	1-0.2	1-0	2	-	-	-	6-1.0
Burdette	13	-	1-15	.066	1-5	.200	7-0.5	11-0	11	-	-	-	3-0.2
Team	-	-	-	-	-	-	102-3.9	-	-	-	-	-	-
Duke	26	-	794-1724	.461	369-513	.719	1021-39.3	516-13	310	-	-	-	1957-75.3
Opps	26	-	839-1822	.460	340-472	.720	1065-41.0	534-14	337	-	-	-	2018-77.6

1974-75 Record: 13-13; Home: 8-4; Away: 1-6; Neutral: 4-3

Player	G	MP	FG-FGA	Pct	FT-FTA	Pct	Reb-Avg	PF-DO	Ast	TO	BS	St	Pts-Avg
Fleischer	26	-	178-287	.620	91-118	.771	273-10.5	74-2	47	-	-	-	447-17.2
Kramer	26	-	164-312	.526	65-79	.823	106-4.1	72-3	64	-	-	-	393-15.1
Billerman	26	-	113-240	.471	77-101	.762	55-2.1	92-6	99	-	-	-	

2016-17 DUKE MEN'S BASKETBALL

MEDIA GUIDE

1979-80

Table with columns: Player, G, MP, FG-FGA, Pct, FT-FTA, Pct, Reb-Avg, PF-DO, Ast, TO, BS, St, Pts-Avg. Includes records: Record: 24-9; Home: 10-2; Away: 4-5; Neutral: 10-2.

1980-81

Table with columns: Player, G, MP, FG-FGA, Pct, FT-FTA, Pct, Reb-Avg, PF-DO, Ast, TO, BS, St, Pts-Avg. Includes records: Record: 17-13; Home: 11-3; Away: 5-5; Neutral: 1-5.

1981-82

Table with columns: Player, G, MP, FG-FGA, Pct, FT-FTA, Pct, Reb-Avg, PF-DO, Ast, TO, BS, St, Pts-Avg. Includes records: Record: 10-17; Home: 8-7; Away: 1-9; Neutral: 1-1.

1982-83

Table with columns: Player, G, MP, FG-FGA, Pct, FT-FTA, Pct, Reb-Avg, PF-DO, Ast, TO, BS, St, Pts-Avg. Includes records: Record: 11-17; Home: 9-7; Away: 2-9; Neutral: 0-1.

1983-84

Table with columns: Player, G, MP, FG-FGA, Pct, FT-FTA, Pct, Reb-Avg, PF-DO, Ast, TO, BS, St, Pts-Avg. Includes records: Record: 24-10; Home: 11-5; Away: 9-2; Neutral: 4-3.

1984-85

Table with columns: Player, G, MP, FG-FGA, Pct, FT-FTA, Pct, Reb-Avg, PF-DO, Ast, TO, BS, St, Pts-Avg. Includes records: Record: 23-8; Home: 12-3; Away: 6-3; Neutral: 5-2.

1985-86

Table with columns: Player, G, MP, FG-FGA, Pct, FT-FTA, Pct, Reb-Avg, PF-DO, Ast, TO, BS, St, Pts-Avg. Includes records: Record: 37-3; Home: 15-0; Away: 10-2; Neutral: 12-1.

1986-87

Table with columns: Player, G, MP, FG-FGA, Pct, FT-FTA, Pct, Reb-Avg, PF-DO, Ast, TO, BS, St, Pts-Avg. Includes records: Record: 24-9; Home: 14-2; Away: 6-4; Neutral: 4-3.

1987-88

Table with columns: Player, G, MP, FG-FGA, Pct, FT-FTA, Pct, Reb-Avg, PF-DO, Ast, TO, BS, St, Pts-Avg. Includes records: Record: 28-7; Home: 12-2; Away: 8-4; Neutral: 8-1.

RECORDS

1988-89

Record: 28-8; Home: 14-1; Away: 7-4; Neutral: 7-3													
Player	G	MP	FG-FGA	Pct	FT-FTA	Pct	Reb-Avg	PF-DO	Asst	TO	BS	St	Pts-Avg
*Ferry	35	1162	300-575	.522	146-193	.756	260-7.4	86-2	166	115	20	55	791-22.6
*Hender	36	1066	167-318	.525	94-123	.764	124-3.4	94-2	93	99	12	36	457-12.7
*Brickey	36	904	150-263	.570	93-165	.564	207-5.8	92-2	48	80	30	39	395-11.0
*Laettner	36	608	115-159	.723	88-121	.727	170-4.7	104-7	44	58	28	35	319-8.9
Abdel	33	531	123-194	.634	47-67	.701	125-3.8	80-1	11	40	16	14	293-8.9
*Snyder	36	1094	96-232	.414	34-63	.540	76-2.1	112-8	223	103	15	73	260-7.2
Smith	36	716	88-162	.543	51-68	.750	118-3.3	58-1	32	43	7	24	252-7.0
Koubek	36	533	61-144	.424	46-64	.719	84-2.3	51-0	34	47	1	15	177-4.9
Davis	29	244	20-52	.385	27-53	.509	33-1.1	32-0	21	29	1	13	67-2.3
Buckley	30	141	24-34	.706	10-18	.556	33-1.1	14-0	3	8	2	5	58-1.9
Cook	5	48	3-5	.600	2-3	.667	6-1.2	3-0	6	8	0	2	8-1.6
Palmer	23	120	13-24	.542	3-11	.273	28-1.2	22-1	2	14	7	4	29-1.3
Burgin	15	32	3-4	.750	2-4	.500	2-0.1	2-0	1	3	2	3	8-0.5
Team	-	-	-	-	-	-	103-2.9	-	-	-	-	-	-
Duke	36	7200	1163-2166	.537	643-953	.675	1369-38.0	750-24	684	648	141	318	3114-86.5
Opps	36	7200	914-2160	.423	558-820	.680	617-38.6	821-38	463	724	85	262	2511-69.8

* Three-Point Field Goals (145-397, .365): Ferry (45-106, .425); Snyder (34-119, .286); Henderson (29-75, .387); Smith (25-53, .472); Koubek (9-37, .243); Brickey (2-6, .333); Laettner (1-1,000). **Dunks (113)**: Brickey 56; Abdelnaby 17; Henderson 12; Snyder 9; Ferry 9; Laettner 4; Smith 4; Davis 3; Koubek 2; Buckley 1. **Charges Taken (90)**: Ferry 22; Snyder 12; Brickey 9; Koubek 9; Smith 9; Laettner 7; Abdelnaby 7; Henderson 6; Davis 4; Palmer 3; Buckley 3.

1989-90

Record: 29-9; Home: 13-1; Away: 7-5; Neutral: 9-3													
Player	G	MP	FG-FGA	Pct	FT-FTA	Pct	Reb-Avg	PF-DO	Asst	TO	BS	St	Pts-Avg
*Hender	37	1165	251-531	.473	102-122	.836	141-3.8	82-2	85	97	5	56	683-18.5
*Laettner	38	1135	194-380	.511	225-269	.836	364-9.6	120-4	84	103	41	59	619-16.3
*Abdel	38	947	217-350	.620	138-178	.775	252-6.6	99-3	27	56	48	26	572-15.1
*Brickey	30	791	129-252	.512	92-137	.672	163-5.4	83-3	60	81	27	34	350-11.7
*Hurley	38	1268	92-262	.351	110-143	.769	68-1.8	96-2	288	166	1	67	335-8.8
McCaff	38	530	86-191	.450	69-87	.793	26-0.7	45-0	34	37	1	25	249-6.6
Davis	37	531	62-130	.477	61-95	.642	80-2.2	61-0	28	36	6	25	185-5.0
Koubek	38	574	66-149	.443	29-41	.707	92-2.4	55-0	18	33	3	19	180-4.7
Hill	34	430	46-89	.517	22-35	.627	74-2.2	49-0	25	22	6	24	117-3.4
Cook	18	73	9-19	.474	16-21	.762	5-0.3	7-0	11	12	1	4	34-1.9
Koubek	17	113	8-18	.444	15-19	.789	20-1.2	14-0	2	10	2	5	31-1.8
Palmer	21	143	11-23	.478	9-18	.500	46-2.2	23-0	1	6	6	4	31-1.5
Team	-	-	-	-	-	-	106-2.8	-	-	-	-	-	-
Duke	38	7700	1171-2394	.489	888-1165	.762	1437-37.8	734-14	663	661	147	348	3386-89.1
Opps	38	7700	1115-2473	.451	552-794	.695	1381-36.3	926-49	593	764	111	292	2910-76.6

* Three-Point Field Goals (156-401, .389): Henderson (79-191, .414); Hurley (41-115, .357); Koubek (19-47, .404); McCaffrey (8-25, .320); Laettner (6-12, .500); Hill (3-7, .429); Brickey (0-2, .000); Cook (0-2, .000). **Dunks (126)**: Brickey 40; Abdelnaby 40; Laettner 15; Henderson 14; Davis 11; Buckley 3; Hill 2; Koubek 1. **Charges Taken (96)**: Hurley 24; Brickey 17; Hill 10; Koubek 9; Abdelnaby 8; Laettner 7; Davis 6; McCaffrey 6; Henderson 5; Buckley 3; Palmer 1.

1990-91

Record: 32-7; Home: 16-0; Away: 8-5; Neutral: 8-2													
Player	G	MP	FG-FGA	Pct	FT-FTA	Pct	Reb-Avg	PF-DO	Asst	TO	BS	St	Pts-Avg
*Laettner	39	1178	271-471	.575	211-263	.802	340-8.7	111-1	76	121	44	75	771-19.8
McCaffrey	39	941	167-347	.481	84-101	.832	69-1.8	50-0	71	67	4	34	442-11.6
*T. Hill	39	908	164-297	.552	101-136	.743	142-3.6	67-1	51	55	15	59	450-11.5
*Hurley	39	1353	141-333	.423	83-114	.728	93-2.4	100-4	289	151	3	51	441-11.3
*G. Hill	36	887	160-310	.516	81-133	.609	183-5.1	79-1	79	74	30	51	402-11.2
Davis	39	902	104-228	.456	89-122	.730	158-4.1	83-2	63	60	8	39	298-7.6
*Koubek	38	600	77-177	.435	39-48	.813	110-2.9	67-2	33	29	3	21	225-5.9
Lang	36	426	57-94	.606	40-76	.526	92-2.6	55-1	7	25	28	14	154-4.3
Palmer	38	407	51-79	.646	33-40	.825	77-2.0	69-1	10	28	19	11	135-3.6
Clark	23	104	13-29	.448	20-32	.625	17-0.7	15-0	8	25	2	5	48-2.1
Ast	17	51	12-18	.667	3-4	.750	10-0.6	7-0	0	6	3	0	28-1.6
Buckley	19	93	10-18	.556	7-20	.350	20-1.1	12-0	2	4	1	2	27-1.4
Team	-	-	-	-	-	-	103-2.6	-	-	-	-	-	-
Duke	39	7850	1227-2401	.511	791-1089	.726	1414-36.3	715-13	689	645	160	362	3421-87.7
Opps	39	7850	1087-2445	.445	525-792	.663	1327-34.0	865-na	528	779	111	299	2864-73.4

* Three-Point Field Goals (176-459, .383): Hurley (76-188, .404); Koubek (32-76, .421); McCaffrey (24-70, .343); T. Hill (21-52, .404); Laettner (18-53, .340); Clark (2-9, .222); G. Hill (1-2, .500); Ast (1-4, .250); Davis (1-5, .200). **Dunks (112)**: G. Hill 33; T. Hill 26; Laettner 21; Davis 19; Lang 8; Palmer 6. **Charges Taken (71)**: Davis 16; Palmer 14; Hurley 12; T. Hill 10; Laettner 5; Lang 5; McCaffrey 4; G. Hill 2; Koubek 2; Buckley 1.

1991-92

Record: 34-2; Home: 13-0; Away: 11-2; Neutral: 10-0													
Player	G	MP	FG-FGA	Pct	FT-FTA	Pct	Reb-Avg	PF-DO	Asst	TO	BS	St	Pts-Avg
*Laettner	35	1128	254-442	.575	189-232	.815	275-7.9	90-1	69	116	32	74	751-21.5
*T. Hill	36	1102	196-367	.534	96-125	.768	121-3.4	75-1	54	50	16	60	525-14.6
*G. Hill	33	1000	182-298	.611	99-135	.733	187-5.7	91-2	134	80	27	39	463-14.0
*Hurley	31	1043	123-284	.433	105-133	.789	62-2.0	64-1	237	109	1	35	410-13.2
*Davis	36	1111	140-291	.481	114-154	.740	163-4.5	82-4	69	53	9	42	402-11.2
Lang	34	763	77-137	.562	65-99	.657	139-4.1	87-1	23	43	10	20	219-6.4
Parks	34	435	60-105	.571	50-69	.725	81-2.4	57-0	13	30	35	5	170-5.0
Clark	34	268	33-61	.541	21-27	.778	27-0.8	26-0	22	21	4	7	99-2.9
Meek	25	143	22-38	.579	18-36	.500	30-1.2	18-1	5	6	5	3	62-2.5
Blakeney	29	175	13-23	.565	13-20	.650	24-0.8	10-0	17	17	0	7	40-1.4
Ast	14	44	5-12	.417	6-9	.667	14-1.0	6-0	2	4	1	1	16-1.1
Burt	19	38	3-11	.273	4-4	1.000	2-0.1	3-0	8	4	1	1	10-0.5
Team	-	-	-	-	-	-	105-2.9	-	-	-	-	-	-
Duke	36	7250	1108-2069	.536	780-1043	.748	1229-34.1	609-11	653	533	141	294	3167-88.0
Opps	36	7250	1033-2213	.467	379-583	.650	1129-31.4	837-na	557	639	115	232	2615-72.6

* Three-Point Field Goals (171-394, .434): Hurley (59-140, .421); Laettner (54-97, .557); T. Hill (37-91, .407); Clark (12-18, .667); Davis (8-39, .205); Blakeney (1-4, .250); G. Hill (0-1,000); Ast (0-4, .000). **Dunks (146)**: G. Hill 48; T. Hill 25; Laettner 21; Davis 18; Lang 16; Parks 12; Clark 4; Meek 2. **Charges Taken (48)**: Davis 9; Laettner 8; Lang 7; G. Hill 7; T. Hill 6; Hurley 5; Clark 2; Meek 2; Parks 2.

1992-93

Record: 24-8; Home: 14-2; Away: 5-4; Neutral: 5-2													
Player	G	MP	FG-FGA	Pct	FT-FTA	Pct	Reb-Avg	PF-DO	Asst	TO	BS	St	Pts-Avg
*G. Hill	26	822	185-320	.578	94-126	.746	166-6.4	61-1	72	63	36	64	468-18.0
*Hurley	32	1138	157-373	.421	143-178	.803	84-2.6	60-0	262	108	1	49	545-17.0
*T. Hill	32	1022	184-384	.479	100-147	.680	151-4.7	73-0	47	62	12	51	502-15.7
*Parks	32	899	161-247	.652	72-100	.720	220-6.9	68-0	14	56	64	25	394-12.3
Clark	32	600	79-155	.510	58-67	.866	73-2.3	60-0	46	39	1	23	233-7.3
*Lang	31	808	80-153	.523	55-84	.655	171-5.5	80-5	25	56	30	19	215-6.9
Collins	29	367	56-139	.403	20-32	.625	33-1.1	26-0	34	23	0	15	169-5.8
Meek	32	371	38-64	.594	36-63	.571	92-2.9	51-1	5	21	10	11	112-3.5
Moore	12	77	16-27	.593	3-3	1.000	24-2.0	12-0	4	7	5	2	35-2.9
Blakeney	30	305	32-77	.416	19-29	.655	45-1.5	32-0	20	33	1	11	87-2.9
Brown	15	31	0-5	.000	4-9	.444	5-0.3	3-0	0	1	0	0	

1996-97 Record: 24-9; Home: 15-2; Away: 7-4; Neutral: 2-3

Player	G	MP	FG-FGA	Pct	FT-FTA	Pct	Reb-Avg	PF-DO	Ast	TO	BS	St	Pts-Avg
*Langd.	33	972	137-308	.445	113-126	.897	97-2.9	56-0	68	50	10	33	473-14.3
*Capel	33	880	142-309	.460	72-116	.621	91-2.8	68-3	85	74	5	32	408-12.4
*McLeod	33	797	142-290	.490	81-102	.794	175-5.3	105-5	29	57	34	30	392-11.9
Newton	30	683	111-197	.563	89-132	.674	184-6.1	67-2	18	36	32	26	311-10.4
Price	33	706	106-269	.394	65-98	.663	90-2.7	61-2	28	45	5	22	309-9.4
*Wojo	33	1032	66-149	.443	56-73	.767	100-3.0	81-4	176	58	0	82	229-6.9
*Carrow.	31	503	72-125	.576	27-47	.574	97-3.1	39-0	34	29	21	22	171-5.5
Chappell	32	383	52-146	.356	18-39	.462	54-1.7	34-0	17	24	2	8	146-4.6
Wallace	30	363	33-77	.429	19-26	.731	53-1.8	60-0	4	21	9	15	96-3.2
James	17	144	15-36	.417	11-20	.550	34-2.0	16-0	8	14	4	8	46-2.7
Domzalski	13	112	12-19	.632	4-8	.500	19-1.5	26-2	1	6	7	1	28-2.2
Singleton	8	28	5-10	.500	2-6	.333	2-0.3	8-0	2	1	2	0	12-1.5
Caldbeck	8	21	2-3	.667	2-2	1.000	3-0.4	1-0	0	1	0	0	6-0.8
Heaps	8	21	0-0	.000	2-6	.333	0-0.0	3-0	3	3	0	1	2-0.3
Team	-	-	-	-	-	-	118-3.6	-	-	4	-	-	-
Duke	33	6650	895-1938	.462	561-801	.700	1117-33.8	625-17	473	424	131	280	2629-79.7
Opps	33	6650	789-1868	.422	458-675	.679	1209-36.6	679-na	402	600	94	183	2185-66.2

• **Three-Point Field Goals (278-714, .389):** Langdon (86-195, .441); Capel (52-119, .437); Wojciechowski (41-104, .394); Price (32-108, .296); McLeod (27-72, .375); Chappell (24-73, .329); Wallace (11-25, .440); James (5-16, .313); Carrawell (0-2, .000). **Dunks (78):** Carrawell 24; Newton 20; McLeod 15; Capel 6; Price 5; Chappell 3; Domzalski 3; James 1; Wallace 1. **Charges Taken (47):** Wallace 10; Wojciechowski 10; Capel 9; McLeod 7; Langdon 4; Chappell 2; Domzalski 2; Newton 2; Carrawell 1.

1997-98 Record: 32-4; Home: 15-0; Away: 10-2; Neutral: 7-2

Player	G	MP	FG-FGA	Pct	FT-FTA	Pct	Reb-Avg	PF-DO	Ast	TO	BS	St	Pts-Avg
*McLeod	36	852	196-397	.494	113-160	.706	201-5.6	102-2	49	68	26	42	549-15.3
*Langdon	36	1035	171-385	.444	101-114	.886	104-2.9	77-0	70	58	8	22	528-14.7
*Brand	21	493	100-169	.592	81-134	.604	154-7.3	53-1	10	34	27	32	281-13.4
*Carrawell	32	710	121-251	.482	66-103	.641	117-3.7	38-0	35	49	23	19	322-10.1
Avery	35	674	102-239	.427	61-82	.741	69-2.0	54-0	87	60	1	34	297-8.5
Battier	36	887	96-178	.539	79-108	.731	230-6.4	67-0	40	25	53	51	275-7.6
Chappell	36	518	91-196	.464	39-64	.609	71-2.0	76-1	20	28	4	19	257-7.1
*Wojo	36	1016	70-181	.387	47-64	.731	87-2.4	80-1	164	64	0	74	241-6.7
Burgess	36	453	64-126	.508	26-77	.338	114-3.2	46-0	19	26	23	21	155-4.3
James	6	41	6-14	.429	7-9	.778	9-1.5	5-0	0	6	1	4	21-3.5
Domzalski	26	258	34-60	.567	12-21	.571	72-2.8	49-1	1	12	14	7	80-3.1
Price	21	167	22-62	.355	11-17	.647	23-1.1	16-0	12	8	1	9	56-2.7
Singleton	19	46	5-9	.556	3-5	.600	12-0.6	4-0	3	2	1	1	13-0.7
Simpson	15	28	2-10	.200	0-0	.000	4-0.3	2-0	1	2	0	0	4-0.3
Heaps	12	22	1-1	1.000	1-2	.500	4-0.3	1-0	3	1	0	4	3-0.3
Team	-	-	-	-	-	-	106-2.9	-	-	4	-	-	-
Duke	36	7200	1081-2278	.475	647-946	.740	1377-38.3	670-6	514	448	183	339	3082-85.6
Opps	36	7200	841-2045	.411	470-712	.660	1272-35.3	782-na	454	716	110	199	2308-64.1

• **Three-Point Field Goals (273-739, .369):** Langdon (85-215, .395); Wojciechowski (54-139, .388); McLeod (44-107, .411); Capel (36-83, .434); Avery (32-108, .296); Carrawell (14-38, .368); Battier (4-24, .167); James (2-4, .500); Burgess (1-5, .200); Price (1-12, .083); Simpson (0-4, .000). **Dunks (106):** Carrawell 22; Burgess 20; Brand 18; Battier 14; McLeod 10; Chappell 7; Domzalski 7; Price 2; Avery 2; James 1; Langdon 1; Singleton 1. **Charges Taken (47):** Battier 29; Langdon 6; McLeod 5; Wojciechowski 3; Chappell 2; Avery 1; Domzalski 1; Singleton 1. **Forced Five-Second Calls (24):** Wojciechowski 13; Langdon 5; Battier 1; Avery 1; Chappell 1; James 1; McLeod 1; Price 1.

1998-99 Record: 37-2; Home: 14-0; Away: 10-0; Neutral: 13-2

Player	G	MP	FG-FGA	Pct	FT-FTA	Pct	Reb-Avg	PF-DO	Ast	TO	BS	St	Pts-Avg
*Brand	39	1141	255-411	.620	181-256	.707	382-9.8	97-1	41	67	86	49	691-17.7
*Langd.	36	1117	191-413	.462	128-152	.842	123-3.4	84-0	69	64	3	52	622-17.3
*Avery	39	1210	201-416	.483	102-126	.810	137-3.5	86-1	59	102	1	57	580-14.9
*Magge	39	691	137-261	.525	111-155	.716	151-3.9	99-3	59	80	15	29	414-10.6
*Carrow.	39	1116	144-317	.454	79-137	.577	188-4.9	71-1	130	84	34	30	386-9.9
Battier	37	881	114-209	.545	71-98	.724	180-4.9	78-2	55	32	43	65	338-9.1
Burgess	39	608	86-140	.614	38-70	.543	154-3.9	79-2	30	36	35	23	212-5.4
James	39	573	69-152	.454	43-65	.662	102-2.6	52-1	34	53	6	26	196-5.0
Domzalski	30	296	39-73	.534	37-52	.712	90-3.0	53-1	8	25	20	14	115-3.8
Bryant	13	30	3-9	.333	1-4	.250	3-0.2	3-0	2	3	0	1	8-0.6
Simpson	26	80	1-8	.125	8-14	.571	9-0.3	5-0	4	9	0	1	10-0.4
J. Cald.	20	49	3-10	.300	1-6	.167	12-0.6	4-0	3	4	1	1	7-0.4
R. Cald.	12	23	1-3	.333	0-0	.000	4-0.3	2-0	0	1	0	0	2-0.2
Heaps	4	10	0-0	.000	0-0	.000	2-0.5	0-0	2	1	1	0	0-0.0
Team	-	-	-	-	-	-	108-2.8	-	-	10	-	-	-
Duke	39	7825	1244-2422	.514	800-1135	.705	1645-42.2	713-12	633	572	245	349	3581-91.8
Opps	39	7825	972-2486	.391	484-730	.663	1303-33.4	895-na	468	690	100	274	2619-67.2

• **Three-Point Field Goals (293-739, .396):** Langdon (112-254, .441); Avery (76-185, .411); Battier (39-94, .415); Maggette (29-84, .345); Carrawell (19-55, .345); James (15-52, .288); Burgess (2-4, .500); Bryant (1-3, .333); R. Caldbeck (0-2, .000); Simpson (0-6, .000). **Dunks (162):** Brand 50; Burgess 34; Maggette 29; Carrawell 23; James 12; Domzalski 10; Battier 4; Avery 1. **Charges Taken (56):** Battier 36; Langdon 7; James 3; Brand 3; Maggette 2; Domzalski 1; Simpson 1. **Forced Five-Second Calls (9):** Avery 4; Langdon 3; Brand 1; Maggette 1.

1999-00 Record: 29-5; Home: 13-2; Away: 9-0; Neutral: 7-3

Player	G	MP	FG-FGA	Pct	FT-FTA	Pct	Reb-Avg	PF-DO	Ast	TO	BS	St	Pts-Avg
*Battier	34	1206	190-383	.496	134-164	.817	192-5.6	71-3	72	44	70	68	593-17.4
*Carrow.	34	1212	205-422	.486	137-176	.778	206-6.1	58-0	110	69	36	34	576-16.9
*Williams	34	1157	179-427	.419	61-89	.685	143-4.2	86-1	220	139	6	81	492-14.5
*Boozer	34	807	164-267	.614	115-155	.742	213-6.3	90-3	37	54	23	37	443-13.0
*James	34	970	136-290	.469	55-77	.714	153-4.5	71-3	63	63	8	47	373-11.0
Dunleavy	30	724	97-211	.460	45-61	.738	128-4.3	53-1	50	61	14	33	273-9.1
Horvath	32	269	36-76	.474	14-18	.778	58-1.8	40-0	10	13	6	13	104-3.3
Christen.	31	295	20-51	.392	21-36	.583	70-2.3	52-1	10	11	11	7	61-2.0
Sanders	25	144	12-24	.500	22-34	.647	29-1.2	17-0	1	9	17	4	46-1.8
Buckner	20	68	3-6	.500	10-17	.588	9-0.5	6-0	8	2	0	5	19-1.0
Caldbeck	8	15	1-5	.200	2-4	.500	2-0.3	0-0	0	0	0	1	5-0.6
Simpson	17	46	2-10	.200	2-2	1.000	3-0.2	5-0	3	6	0	3	7-0.4
Borman	10	12	0-0	.000	0-0	.000	1-0.1	3-0	0	0	0	0	0-0.0
Team	-	-	-	-	-	-	106-3.1	-	-	9	-	-	-
Duke	34	6925	1045-2172	.481	618-833	.742	1313-38.6	552-12	584	480	191	333	2992-88.0
Opps	34	6925	934-2238	.417	360-537	.670	1283-37.7	690-na	472	607	123	240	2425-71.3

• **Three-Point Field Goals (284-742, .383):** Battier (79-178, .444); Williams (73-206, .354); James (46-122, .377); Dunleavy (34-97, .351); Carrawell (29-77, .377); Horvath (18-50, .360); Buckner (3-4, .750); Caldbeck (1-3, .333); Simpson (1-5, .200). **Dunks (113):** Boozer 40; Carrawell 33; Battier 15; James 12; Williams 8; Dunleavy 6; Sanders 4; Christensen 3; Horvath 2. **Charges Taken (36):** Battier 20; Dunleavy 10; James 3; Boozer 1; Sanders 1; Williams 1. **Forced Five-Second Calls (12):** Williams 6; Carrawell 3; Dunleavy 1; James 1; Horvath 1.

2000-01 Record: 35-4; Home: 13-2; Away: 8-1; Neutral: 14-1

Player	G	MP	FG-FGA	Pct	FT-FTA	Pct	Reb-Avg	PF-DO	Ast	TO	BS	St	Pts-Avg
*Williams	39	1240	285-603	.473	139-211	.659	128-3.3	87-0	237	154	5	78	841-21.6
*Battier	39	1363	251-533	.471	152-191	.796	285-7.3	80-3	72	60	88	82	778-19.9
*Boozer	32	820	160-265	.604	105-146	.719	208-6.5	91-2	40	38	28	28	425-13.3
*Dunleavy	39	1137	184-388	.474	68-98	.694	222-5.7	81-1	103	80	15	53	493-12.6
*James	39	1085	161-326	.494	11								

MEDIA GUIDE

2016-17 DUKE MEN'S BASKETBALL

2003-04

Record: 31-6; Home: 14-1; Away: 8-2; Neutral: 9-3

Player	G	MP	FG-FGA	Pct	FT-FTA	Pct	Reb-Avg	PF-DO	Ast	TO	BS	St	Pts-Avg
*Redick	37	1152	172-407	.423	143-150	.953	115-3.1	78-0	58	70	3	27	589-15.9
*Deng	37	1149	210-442	.475	98-138	.710	255-6.9	82-0	68	83	39	49	558-15.1
*Ewing	37	1131	151-362	.417	92-124	.742	96-2.6	107-5	69	64	5	62	468-12.6
*Williams	37	963	164-280	.586	138-200	.690	314-8.5	120-6	34	87	11	36	468-12.6
*Duhon	37	1311	138-308	.448	65-90	.722	150-4.1	76-1	225	104	7	80	370-10.0
Randol.	37	709	94-159	.591	70-105	.667	168-4.5	109-3	20	51	61	26	260-7.0
Dockery	27	571	46-112	.411	17-33	.515	50-1.4	64-1	47	26	1	56	112-3.0
Thomp.	3	11	2-3	.667	3-4	.750	1-0.3	3-0	0	0	0	1	7-2.3
Horvath	34	218	22-43	.512	19-33	.576	51-1.5	39-2	6	10	8	64	19-0.5
Melchi.	27	145	13-33	.394	5-5	1.000	19-0.7	14-0	4	6	2	3	40-1.5
Johnson	13	28	4-4	1.000	3-4	.750	6-0.5	1-0	1	1	0	1	11-0.8
Borman	16	34	2-3	.667	2-4	.500	3-0.2	2-0	4	4	0	1	7-0.4
Davidson	11	19	0-3	.000	0-0	.000	1-0.1	0-0	0	1	0	1	0-0.0
Pagliuca	4	9	0-2	.000	0-0	.000	1-0.3	1-0	0	0	0	0	0-0.0
Team	-	-	-	-	-	-	121-3.3	2	-	6	-	-	-
Duke	37	7450	1018-2161	.471	655-890	.736	1351-36.5	399-18	536	511	240	340	2954-79.8
Opps	37	7450	876-2154	.407	478-689	.694	1265-34.2	776-na	436	637	124	244	2406-65.0

Three-Point Field Goals (263-722, .364): Redick (102-258, .395); Ewing (74-180, .411); Deng (40-111, .360); Duhon (29-96, .302); Melchioni (9-25, .360); Randolph (2-10, .200); Borman (1-2, .500); Horvath (1-7, .143); Dockery (3-25, .120); Pagliuca (0-1, .000); Davidson (0-2, .000) **Dunks (95):** Williams 36, Deng 28, Randolph 25, Duhon 2, Horvath 2, Ewing 2. **Charges Taken (47):** Randolph 15; Redick 9; Deng 7; Duhon 7; Williams 4; Ewing 2; Melchioni 1; Dockery 1; Horvath 1. **Forced Five-Second Calls (5):** Duhon 3; Dockery 1; Randolph 1.

2004-05

Record: 27-6; Home: 14-1; Away: 5-4; Neutral: 8-1

Player	G	MP	FG-FGA	Pct	FT-FTA	Pct	Reb-Avg	PF-DO	Ast	TO	BS	St	Pts-Avg
*Redick	33	1231	202-495	.408	196-209	.938	108-3.3	37-0	86	82	2	35	721-21.8
*Williams	33	1109	191-328	.582	131-198	.662	369-11.2	96-3	31	85	122	42	513-15.5
*Ewing	33	1138	181-424	.427	74-107	.692	104-3.2	99-4	132	98	13	65	505-15.3
*Melchi.	33	716	80-197	.406	36-56	.643	111-3.4	69-5	30	35	5	23	253-7.7
*Nelson	33	634	66-165	.400	59-111	.532	150-4.5	63-2	27	47	9	28	206-6.2
Dockery	27	520	52-109	.477	40-52	.769	76-2.8	81-4	61	40	8	43	168-6.2
Randolph	29	748	46-117	.393	32-60	.533	125-4.3	89-4	27	30	44	30	127-4.4
McClure	25	184	17-39	.436	8-15	.533	34-1.4	15-0	11	10	8	9	43-1.7
Love	21	215	15-32	.469	3-7	.429	57-2.7	39-2	11	10	5	12	33-1.6
Johnson	22	87	3-5	.600	2-2	1.000	25-1.1	17-0	4	2	4	0	8-0.4
Davidson	18	32	0-2	.000	4-4	1.000	4-0.2	4-0	1	0	0	0	4-0.2
Perkins	5	5	0-1	.000	0-0	.000	1-0.2	2-0	0	1	0	0	0-0.0
Novick	2	0	0-0	.000	0-0	.000	0-0.0	1-0	0	0	0	0	0-0.0
Pagliuca	5	6	0-1	.000	0-0	.000	0-0.0	0-0	0	0	0	0	0-0.0
Team	-	-	-	-	-	-	97-2.9	2	-	14	-	-	-
Duke	33	6625	853-1915	.445	585-821	.713	1261-38.2	612-24	421	454	220	287	2581-78.2
Opps	33	6625	783-2006	.390	459-643	.714	1208-36.6	698-na	328	511	132	247	2153-65.2

Three-Point Field Goals (290-763, .380): Redick (121-300, .403); Ewing (69-199, .347); Melchioni (57-144, .396); Dockery (24-56, .429); Nelson (15-47, .319); Randolph (3-13, .231); McClure (1-3, .333); Love (0-1, .000) **Dunks (74):** Williams 30, Ewing 17, Randolph 14, Nelson 7, Love 4, McClure 2, Melchioni 2, **Charges Taken (49):** Randolph 22; Melchioni 6; Dockery 5; Redick 5; Love 4; Williams 3; Ewing 2; Nelson 1; McClure 1. **Forced Five-Second Calls (7):** Dockery 2; Nelson 2; Ewing 2; Redick 1.

2005-06

Record: 32-4; Home: 14-1; Away: 9-2; Neutral: 9-1

Player	G	MP	FG-FGA	Pct	FT-FTA	Pct	Reb-Avg	PF-DO	Ast	TO	BS	St	Pts-Avg
*Redick	36	1336	302-643	.470	221-256	.863	71-2.0	54-0	95	90	2	52	964-26.8
*Williams	36	1198	237-411	.577	201-270	.744	384-10.7	114-2	39	89	137	60	677-18.8
*McRoberts	36	883	115-190	.605	77-116	.664	189-5.3	107-3	53	51	46	41	312-8.7
Nelson	24	517	61-134	.455	24-37	.649	82-3.4	49-1	29	42	3	20	171-7.1
*Dockery	36	1069	93-200	.465	36-52	.692	108-3.0	89-1	94	48	4	61	256-7.1
*Paulus	36	1163	72-193	.373	76-97	.784	101-2.8	79-2	187	118	0	56	242-6.7
*Melchi.	36	717	64-176	.364	38-57	.667	116-3.2	76-1	33	26	5	35	206-5.7
Pocius	28	172	16-33	.485	5-8	.625	8-0.3	20-1	13	12	0	8	42-1.5
Boykin	26	70	8-17	.471	9-10	.900	20-0.8	16-0	2	7	4	2	25-1.0
Boateng	20	50	6-7	.857	2-2	1.000	12-0.6	11-0	1	5	0	1	14-0.7
Perkins	6	12	1-2	.500	0-0	.000	1-0.2	0-0	0	0	0	0	3-0.5
Johnson	13	23	3-3	1.000	0-0	.000	4-0.3	6-0	0	2	1	0	6-0.5
J.Davidson	10	11	1-2	.500	0-0	.000	1-0.1	0-0	0	1	0	1	3-0.3
Pagliuca	1	4	0-0	.000	0-0	.000	0-0.0	0-0	0	0	0	0	0-0.0
Team	-	-	-	-	-	-	107-3.0	0	-	5	-	-	-
Duke	36	7225	979-2011	.487	689-905	.761	1204-33.4	621-11	546	496	202	337	2921-81.1
Opps	36	7225	951-2215	.429	408-612	.667	1301-36.1	760-na	438	582	133	258	2453-68.1

Three-Point Field Goals (274-709, .386): Redick (139-330, .421); Melchioni (40-125, .320); Dockery (34-86, .395); Nelson (25-61, .410); Paulus (22-70, .314); McRoberts (5-13, .385); Pocius (5-16, .313); Williams (1-1, .000); Johnson (1-1, .000) **Dunks (79):** Williams 58, McRoberts 54, Nelson 5, Boateng 2, Redick 2, Melchioni 1, **Charges Taken (30):** Redick 12; Melchioni 11; Williams 7; Paulus 5; Pocius 4; Dockery 4; Nelson 4; McRoberts 1. **Forced Five-Second Calls (9):** Dockery 3; Paulus 3; Nelson 2, TEAM 1.

2006-07

Record: 22-11; Home: 15-4; Away: 5-4; Neutral: 2-3

Player	G	MP	FG-FGA	Pct	FT-FTA	Pct	Reb-Avg	PF-DO	Ast	TO	BS	St	Pts-Avg
*Nelson	33	1052	174-364	.478	73-123	.593	177-5.4	76-2	66	82	17	44	465-14.1
*McRoberts	33	1164	164-327	.502	97-146	.664	260-7.9	83-2	114	80	82	39	430-13.0
*Scheyer	33	1162	113-284	.398	115-136	.846	110-3.3	57-1	61	52	5	39	402-12.2
*Paulus	33	1068	130-285	.456	61-81	.753	73-2.2	94-4	124	101	2	38	389-11.8
Henderson	32	618	87-193	.451	37-59	.627	92-2.9	46-1	35	43	10	16	219-6.8
McClure	33	716	54-110	.491	26-42	.619	163-4.9	68-2	18	41	24	39	138-4.2
*Thomas	31	463	46-81	.568	32-54	.593	76-2.5	84-1	1	43	3	17	124-4.0
Zoubek	32	235	33-63	.524	32-48	.667	71-2.2	37-0	6	37	9	4	98-3.1
Pocius	27	193	19-44	.432	6-7	.857	15-0.6	24-0	8	18	1	3	52-1.9
Boykin	3	30	2-2	1.000	0-0	.000	12-4.0	5-0	0	1	3	2	4-1.3
J.Davidson	11	15	0-1	.000	2-2	1.000	3-0.3	2-0	0	2	0	0	2-0.2
Pagliuca	3	2	0-0	.000	0-0	.000	0-0.0	1-0	0	0	0	0	0-0.0
Sutton	1	2	0-0	.000	0-0	.000	0-0.0	0-0	0	0	0	0	0-0.0
Johnson	3	5	0-0	.000	0-0	.000	0-0.0	0-0	0	1	0	0	0-0.0
Tormey	0	0	0-0	.000	0-0	.000	0-0.0	0-0	0	0	0	0	0-0.0
Team	-	-	-	-	-	-	113-3.4	0	-	9	-	-	-
Duke	33	822-1754	.469	481-698	.689	1165-35.3	577-13	433	509	157	241	2323-70.4	
Opps	33	765-1812	.422	378-536	.705	1004-30.4	654-16	375	491	115	251	2047-62.0	

Three-Point Field Goals (198-520, .381): Paulus (68-151, .450); Scheyer (61-167, .365); Nelson (44-121, .364); Henderson (8-25, .320); Pocius (8-26, .308); McRoberts (5-23, .217); McClure (4-7, .571) **Dunks (117):** McRoberts 42, Nelson 34, Henderson 21, McClure 8, Thomas 8, Zoubek 3, Pocius 1. **Charges Taken (51):** Paulus 10, Thomas 9, Henderson 7, Scheyer 6, Nelson 6, McRoberts 5, Pocius 4, Zoubek 2, Boykin 1, McClure 1. **Forced Five-Second Calls (8):** Paulus 2, Thomas 2, Scheyer 2, Nelson 1, TEAM 1.

2007-08

Record: 28-6; Home: 15-1; Away: 8-2; Neutral: 5-3

Player	G	MP	FG-FGA	Pct	FT-FTA	Pct	Reb-Avg	PF-DO	Ast	TO	BS	St	Pts-Avg
*Nelson	34	1053	172-351	.490	110-183	.601	197-5.8	77-2	100	84	11	53	494-14.5
*Singler	34	972	159-348	.457	82-106	.774	198-5.8	104-3	48	75	25	36	451-13.3
*Henderson	34	891	156-329	.474	101-151	.669	160-4.7	70-1	56	68	31	39	433-12.7
Scheyer	34	963	115-259	.444	120-135	.889	134-3.9	56-0	83	37	9	46	397-11.7
*Paulus	34	943	118-279	.423	67-81	.827	73-2.1	85-1	109	55	2	50	386-11.4
Smith	34	500	70-150	.467	40-52	.769	52-1.5	58-0	45	49	5	18	202-5.9
King	34	330	63-152	.414	17-29	.586	68-2.0	32-0	14	19	14	11	186-5.5
*Thomas	32	593	49-97	.505	38-73	.521	105-3.3	97-5	10	33	12	19	136-4.3
Pocius	4	32	5-13	.385	4-4	1.000	9-2.3	2-0	4	3	0	2	16-4.0
Zoubek	25	262	41-69	.594	13-29	.448	86-3.4	43-1	13	20	17	9	95-3.8
McClure	30	268	14-32	.438	2-7	.286	57-1.9	27-0	12	11	7	11	30-1.0
Davidson	13	20	2-5	.400	0-2	.000	0-0.0	2-0	3	2	0	1	4-0.3
Team	-	-	-	-	-	-	116-3.4	1	-	6	-	-	-
Duke	36	6825	964-2084	.463	594-852	.697	1255-36.9						

2016-17 DUKE MEN'S BASKETBALL

MEDIA GUIDE

2009-10

Record: 35-5; Home: 17-0; Away: 5-5; Neutral: 13-0

Player	G	MP	FG-FGA	Pct	FT-FTA	Pct	Reb-Avg	PF-DO	Ass	TO	BS	St	Pts-Avg
*Scheyer	40	1470	212-531	.399	194-221	.878	144-3.6	54-0	194	65	10	65	728-18.2
*Singler	40	1436	228-550	.415	166-208	.798	280-7.0	86-1	96	79	32	41	707-17.7
*Smith	38	1349	239-542	.441	122-159	.767	106-2.8	66-0	114	69	9	45	660-17.4
Zoubek	40	746	90-141	.638	43-78	.551	309-7.7	138-8	39	48	31	27	223-5.6
*M.Plumlee	40	654	83-148	.561	39-59	.661	197-4.9	103-3	12	43	26	20	206-5.2
*Thomas	40	1013	68-155	.439	55-74	.743	194-4.9	121-4	36	61	8	24	191-4.8
Dawkins	38	477	54-136	.397	25-34	.735	43-1.1	36-1	13	15	2	11	169-4.4
Ma.Plumlee	34	480	49-106	.462	25-46	.543	105-3.1	73-3	30	32	30	18	125-3.7
Czyz	6	61	7-12	.583	0-0	.000	12-2.0	4-0	3	3	0	2	15-2.5
Kelly	35	227	16-45	.356	4-6	.667	38-1.1	34-0	13	8	14	8	41-1.2
Davidson	21	55	1-5	.200	6-10	.600	5-0.2	6-0	3	3	0	1	9-0.4
Johnson	14	24	1-3	.333	3-4	.750	3-0.2	0-0	0	0	0	2	5-0.4
Peters	7	8	0-0	.000	0-0	.000	1-0.1	0-0	0	1	0	0	0-0.0
Zafirovski	0	0	0-0	.000	0-0	.000	0-0.0	0-0	0	0	0	0	0-0.0
Team	-	-	-	-	-	-	123-3.2	-	-	12	-	-	-
Duke	40	8000	1048-2374	.441	682-899	.759	1560-39.0	721-18	555	439	162	264	3079-77.0
Opps	40	8000	883-2202	.401	515-749	.688	1310-32.8	781-17	432	566	155	210	2439-61.0

• **Three-Point Field Goals (301-782, .385):** Scheyer (110-287, .383), Singler (85-213, .399), Smith (60-153, .392), Dawkins (36-95, .379), Kelly (5-19, .263), Ma. Plumlee (2-8, .250), Mi. Plumlee (1-1, .000), Davidson (1-2, .500), Czyz (1-4, .250). **Dunks (86):** Mi. Plumlee 33, Ma. Plumlee 24, Smith 9, Thomas 7, Singler 4, Czyz 3, Kelly 2, Zoubek 2, Dawkins 2. **Charges Taken (54):** Thomas 16, Zoubek 16, Singler 7, Scheyer 6, Kelly 4, Smith 4, Mi. Plumlee 1. **Forced Five-Second Calls (3):** Smith 2, TEAM 1.

2010-11

Record: 32-5; Home: 17-0; Away: 6-4; Neutral: 9-1

Player	G	MP	FG-FGA	Pct	FT-FTA	Pct	Reb-Avg	PF-DO	Ass	TO	BS	St	Pts-Avg
*Smith	37	1259	260-568	.458	187-230	.813	166-4.5	72-0	189	118	3	45	764-20.6
Irving	11	303	55-104	.529	64-71	.901	37-3.4	23-0	47	27	6	16	192-17.5
*Singler	37	1286	219-509	.430	125-155	.806	253-6.8	98-1	60	70	12	34	625-16.9
*Curry	37	924	101-239	.423	67-85	.788	67-1.8	63-2	74	35	5	52	333-9.0
Dawkins	37	778	100-208	.481	34-43	.791	70-1.9	59-1	21	28	4	21	298-8.1
*Ma.Plumlee	37	949	112-189	.593	41-93	.441	309-8.4	96-5	58	71	62	33	265-7.2
*Kelly	37	743	95-184	.516	33-41	.805	138-3.7	77-0	31	30	51	25	245-6.6
Ma.Plumlee	37	628	72-139	.518	32-54	.593	181-4.9	88-2	13	35	17	22	176-4.7
Thornton	34	337	13-29	.448	26-31	.839	22-0.6	53-2	33	22	1	16	56-1.6
Hairston	27	165	13-36	.361	13-23	.565	33-1.2	26-0	3	8	1	4	39-1.4
Zafirovski	5	11	0-1	.000	0-0	.000	0-0.0	1-0	0	0	0	0	0-0.0
Peters	10	17	0-0	.000	0-0	.000	3-0.3	0-0	0	0	0	1	0-0.0
Team	-	-	-	-	-	-	120-3.2	1-0	-	3	-	-	-
Duke	37	7400	1040-2206	.471	622-826	.753	1399-37.8	657-13	529	447	162	269	2993-80.9
Opps	37	7400	896-2212	.405	426-655	.650	1299-35.1	745-18	438	546	105	219	2394-64.7

• **Three-Point Field Goals (291-778, .374):** Irving (18-39, .462), Curry (64-147, .435), Dawkins (64-150, .427), Smith (57-163, .350), Singler (62-193, .321), Kelly (22-69, .319), Thornton (4-15, .267), Ma. Plumlee (0-2, .000). **Dunks (114):** Ma. Plumlee 46, Mi. Plumlee 23, Smith 19, Kelly 14, Dawkins 6, Singler 4, Hairston 2. **Charges Taken (61):** Kelly 19, Singler 18, Thornton 7, Mi. Plumlee 4, Curry 3, Hairston 3, Ma. Plumlee 3, Smith 3, Dawkins 1. **Forced Five-Second Calls (3):** Smith 2, TEAM 1.

2011-12

Record: 27-7; Home: 13-3; Away: 8-1; Neutral: 6-3

Player	G	MP	FG-FGA	Pct	FT-FTA	Pct	Reb-Avg	PF-DO	Ass	TO	BS	St	Pts-Avg
*Rivers	34	1129	174-402	.433	121-184	.658	115-3.4	76-2	71	79	1	33	527-15.5
*Curry	34	1026	141-336	.420	103-118	.873	89-2.6	73-2	83	69	7	43	449-13.2
*Kelly	31	803	107-241	.444	113-140	.807	167-5.4	71-1	35	43	31	24	367-11.8
*Ma.Plumlee	34	964	143-250	.572	93-176	.528	312-9.3	86-1	55	74	55	26	379-11.1
Dawkins	34	760	92-230	.400	34-46	.739	70-2.1	62-0	20	27	2	14	285-8.4
Ma.Plumlee	34	697	89-146	.610	48-76	.632	242-7.1	78-3	18	42	32	18	226-6.6
Cook	33	387	47-116	.405	38-49	.776	34-1.0	26-0	63	18	2	14	146-4.4
*Thornton	34	717	39-103	.379	33-44	.750	63-1.9	95-4	69	34	0	31	138-4.1
Hairston	29	246	31-69	.449	16-24	.667	42-1.4	39-1	5	15	4	4	78-2.7
Gbinije	19	111	11-20	.550	7-7	1.000	16-0.8	19-0	3	8	1	3	33-1.7
Zafirovski	5	10	0-2	.000	0-0	.000	2-0.4	1-0	1	1	1	0	0-0.0
Team	-	-	-	-	-	-	97-2.9	-	-	5	-	-	-
Duke	34	6850	874-1915	.456	606-864	.701	1249-36.7	626-14	423	415	136	210	2628-77.3
Opps	34	6850	864-1996	.433	453-657	.689	1159-34.1	708-24	380	434	89	194	2334-68.6

• **Three-Point Field Goals (274-739, .371):** Kelly (40-98, .408), Gbinije (4-10, .400), Dawkins (67-171, .392), Curry (64-167, .383), Rivers (58-159, .365), Thornton (27-77, .351), Cook (14-56, .250), Hairston (0-1, .000). **Dunks (112):** Ma. Plumlee 60, Mi. Plumlee 27, Kelly 12, Dawkins 5, Rivers 4, Hairston 2, Gbinije 2. **Charges Taken (38):** Kelly 14, Thornton 10, Curry 5, Hairston 3, Mi. Plumlee 2, Ma. Plumlee 2, Cook 1, Dawkins 1. **Forced Five-Second Calls (2):** Cook 1, Rivers 1.

2012-13

Record: 30-6; Home: 16-0; Away: 5-4; Neutral: 9-2

Player	G	MP	FG-FGA	Pct	FT-FTA	Pct	Reb-Avg	PF-DO	Ass	TO	BS	St	Pts-Avg
*Curry	35	1130	197-424	.465	123-152	.809	89-2.5	60-0	54	42	6	30	612-17.5
*Ma.Plumlee	36	1248	221-369	.599	173-254	.681	359-10.0	92-3	70	103	52	36	615-17.1
*Kelly	23	664	96-212	.453	69-85	.812	122-5.3	55-3	38	23	37	16	296-12.9
*Cook	36	1208	151-363	.416	64-73	.877	138-3.8	96-2	190	80	5	51	421-11.7
*Sulaimon	36	1050	137-323	.424	93-116	.802	121-3.4	79-1	68	45	2	27	416-11.6
Jefferson	32	405	51-94	.543	25-41	.610	92-2.9	53-2	7	12	16	12	127-4.0
Thornton	36	791	41-101	.406	17-25	.680	82-2.3	99-6	79	38	4	46	130-3.6
Hairston	35	444	36-80	.450	18-26	.692	73-2.1	85-5	8	19	6	5	90-2.6
Murphy	31	194	27-55	.491	5-12	.417	30-1.0	18-0	0	11	3	5	64-2.1
Zafirovski	7	16	2-4	.500	1-4	.250	3-0.4	3-0	0	0	1	1	5-0.7
Ma.Plumlee	19	50	1-8	.125	0-8	.000	11-0.6	5-0	1	5	3	3	2-0.1
Team	-	-	-	-	-	-	88-2.4	-	-	5	-	-	-
Duke	36	7200	960-2033	.472	588-796	.739	1208-33.6	645-22	515	383	135	232	2778-77.2
Opps	36	7200	852-2049	.416	486-671	.724	1249-34.7	703-20	341	502	110	179	2350-65.3

• **Three-Point Field Goals (270-676, .399):** Curry (95-217, .438), Kelly (35-83, .422), Cook (55-140, .393), Thornton (31-79, .392), Sulaimon (49-132, .371), Murphy (5-24, .208), Hairston (0-1, .000). **Dunks (102):** Ma. Plumlee 87, Sulaimon 6, Jefferson 3, Kelly 2, Hairston 2, Murphy 2. **Charges Taken (67):** Hairston 20, Sulaimon 11, Kelly 9, Thornton 8, Curry 6, Cook 2, Plumlee 2. **Forced Five-Second Calls (2):** Cook 1, Team 1.

2013-14

Record: 26-9; Home: 17-0; Away: 4-5; Neutral: 5-4

Player	G	MP	FG-FGA	Pct	FT-FTA	Pct	Reb-Avg	PF-DO	Ass	TO	BS	St	Pts-Avg
*Parker	35	1073	236-499	.473	160-214	.748	306-8.7	83-2	41	81	43	37	670-19.1
*Hood	35	1150	191-412	.464	109-135	.807	138-3.9	91-3	75	54	9	25	562-16.1
*Cook	35	1042	137-317	.432	67-81	.827	76-2.2	66-0	153	57	1	47	406-11.6
Sulaimon	34	871	99-246	.402	96-125	.768	83-2.4	74-1	81	37	1	27	337-9.9
Dawkins	33	453	84-189	.444	30-37	.811	43-1.3	43-1	12	18	5	15	262-7.9
*Jefferson	35	796	94-146	.644	40-81	.494	240-6.9	93-1	36	23	20	23	228-6.5
*Thornton	35	745	32-75	.427	18-21	.857	64-1.8	102-5	83	24	1	46	109-3.1
Jones	32	235	15-51	.294	23-41	.561	27-0.8	24-0	5	4	1	11	56-1.8
Ojeleye	17	80	7-14	.500	10-11	.909	15-0.9	6-0	2	5	4	4	28-1.6
Hairston	30	284	17-35	.486	9-14	.643	38-1.3	65-1	11	10	3	3	43-1.4
Plumlee	30</												

Annual Statistical Leaders

▲ - ACC annual statistical champion in that category

Points

1929	Joe Croson (So)	173
1930	Joe Croson (Jr)	189
1931	Joe Croson (Sr)	196
1932	James Thompson (So)	180
1933	James Thompson (Jr)	208
1934	James Thompson (Sr)	231
1935	Charles Kunkle (Jr)	124
1936	Kenneth Podger (Jr)	168
1937	Kenneth Podger (Sr)	196
1938	Edwin Swindell (Jr)	206
1939	Edwin Swindell (Sr)	190
1940	Bill Mock (Jr)	184
1941	Charles Holley (Sr)	203
1942	Cedric Loftis (Jr)	200
1943	Gordon Carver (So)	309
1944	Gordon Carver (Jr)	297
1945	Bill Sapp	221
1946	Ed Koffenberger (Jr)	317
1947	Ed Koffenberger (Sr)	416
1948	Corren Youmans (So)	329
1949	Corren Youmans (Jr)	254
1950	Corren Youmans (Sr)	352
1951	Dick Groat (Jr)	831
1952	Dick Groat (Sr)	780
1953	Bernie Janicki (Jr)	436
1954	Bernie Janicki (Sr)	364
1955	Ronnie Mayer (Jr)	607
1956	Ronnie Mayer (Sr)	553
1957	Jim Newcome (Jr)	347
1958	Jim Newcome (Sr)	331
1959	Carroll Youngkin (So)	399
1960	Howard Hurt (Jr)	376
1961	Art Heyman (So)	629
1962	Art Heyman (Jr)	608
▲ 1963	Art Heyman (Sr)	747
1964	Jeff Mullins (Sr)	750
1965	Bob Verga (So)	534
1966	Jack Marin (Sr)	558
▲ 1967	Bob Verga (Sr)	705
1968	Mike Lewis (Sr)	608
1969	Randy Denton (So)	486
1970	Randy Denton (Jr)	560
1971	Randy Denton (Sr)	612
1972	Chris Redding (So)	385
1973	Chris Redding (Jr)	440
1974	Bob Fleischer (Jr)	407
1975	Bob Fleischer (Sr)	447
1976	Tate Armstrong (Jr)	654
1977	Jim Spanarkel (So)	519
1978	Jim Spanarkel (Jr)	708
1979	Mike Gminski (Jr)	565
1980	Mike Gminski (Sr)	704
▲ 1981	Gene Banks (Sr)	499
▲ 1982	Vince Taylor (Sr)	549
1983	Johnny Dawkins (Fr)	506
1984	Johnny Dawkins (So)	659
1985	Johnny Dawkins (Jr)	582
1986	Johnny Dawkins (Sr)	809
1987	Danny Ferry (So)	461
▲ 1988	Danny Ferry (Jr)	667
▲ 1989	Danny Ferry (Sr)	791
1990	Phil Henderson (Sr)	683
1991	Christian Laettner (Jr)	771
1992	Christian Laettner (Sr)	751
1993	Bobby Hurley (Sr)	545
1994	Grant Hill (Sr)	591
1995	Cherokee Parks (Sr)	589
1996	Jeff Capel (Jr)	514
1997	Trajan Langdon (So)	473
1998	Roshown McLeod (Sr)	549
1999	Elton Brand (So)	691
2000	Shane Battier (Jr)	593
▲ 2001	Jason Williams (So)	841
▲ 2002	Jason Williams (Jr)	746
2003	Dahntay Jones (Sr)	583
2004	J.J. Redick (So)	589
▲ 2005	J.J. Redick (Jr)	721
▲ 2006	J.J. Redick (Sr)	964
2007	Demarcus Nelson (Jr)	465

2008	DeMarcus Nelson (Sr)	494
2009	Gerald Henderson (Jr)	610
2010	Jon Scheyer (Sr)	728
▲ 2011	Nolan Smith (Sr)	764
2012	Austin Rivers (Fr)	527
2013	Mason Plumlee (Sr)	615
2014	Jabari Parker (Fr)	670
▲ 2015	Jahlil Okafor (Fr)	657
2016	Grayson Allen (So)	779

Points Per Game

1929	Joe Croson (So)	8.7
1930	Joe Croson (Jr)	9.5
1931	Joe Croson (Sr)	9.3
1932	James Thompson (So)	7.2
1933	James Thompson (Jr)	9.5
1934	James Thompson (Sr)	9.6
1935	Charles Kunkle (Jr)	4.8
1936	Kenneth Podger (Jr)	6.5
1937	Kenneth Podger (Sr)	8.5
1938	Edwin Swindell (Jr)	8.6
1939	Edwin Swindell (Sr)	8.6
1940	Bill Mock (Jr)	7.1
1941	Charles Holley (Sr)	9.2
1942	Cedric Loftis (Jr)	8.3
1943	Gordon Carver (So)	11.9
1944	Gordon Carver (Jr)	13.3
1945	Bill Sapp	11.6
1946	Ed Koffenberger (Jr)	11.7
1947	Ed Koffenberger (Sr)	15.4
1948	Corren Youmans (So)	12.1
1949	Corren Youmans (Jr)	11.5
1950	Corren Youmans (Sr)	11.8
1951	Dick Groat (Jr)	25.2
1952	Dick Groat (Sr)	26.0
1953	Bernie Janicki (Jr)	16.8
1954	Bernie Janicki (Sr)	13.5
1955	Ronnie Mayer (Jr)	21.7
1956	Ronnie Mayer (Sr)	22.1
1957	Jim Newcome (Jr)	14.5
1958	Jim Newcome (Sr)	13.2
1959	Carroll Youngkin (So)	15.9
1960	Howard Hurt (Jr)	13.4
	Carroll Youngkin (Jr)	13.4
1961	Art Heyman (So)	25.2
1962	Art Heyman (Jr)	25.3
▲ 1963	Art Heyman (Sr)	24.9
1964	Jeff Mullins (Sr)	24.2
1965	Bob Verga (So)	21.4
1966	Jack Marin (Sr)	18.9
▲ 1967	Bob Verga (Sr)	26.1
1968	Mike Lewis (Sr)	21.7
1969	Randy Denton (So)	17.4
1970	Randy Denton (Jr)	21.5
1971	Randy Denton (Sr)	20.4
1972	Richie O'Conner (Jr)	15.4
1973	Chris Redding (Sr)	16.9
1974	Bob Fleischer (Jr)	15.7
1975	Bob Fleischer (Sr)	17.2
1976	Tate Armstrong (Jr)	24.2
1977	Tate Armstrong (Sr)	22.7
1978	Jim Spanarkel (Jr)	20.8
1979	Mike Gminski (Jr)	18.8
1980	Mike Gminski (Sr)	21.3
▲ 1981	Gene Banks (Sr)	18.5
▲ 1982	Vince Taylor (Sr)	20.3
1983	Johnny Dawkins (Fr)	18.1
1984	Johnny Dawkins (So)	19.4
1985	Johnny Dawkins (Jr)	18.8
1986	Johnny Dawkins (Sr)	20.2
1987	Danny Ferry (So)	14.0
▲ 1988	Danny Ferry (Jr)	19.1
▲ 1989	Danny Ferry (Sr)	22.6
1990	Phil Henderson (Sr)	18.5
1991	Christian Laettner (Jr)	19.8
1992	Christian Laettner (Sr)	21.5
1993	Grant Hill (Jr)	18.0
1994	Grant Hill (Sr)	17.4
1995	Cherokee Parks (Sr)	19.0
1996	Jeff Capel (Jr)	16.6
1997	Trajan Langdon (So)	14.3
1998	Roshown McLeod (Sr)	15.3

1999	Elton Brand (So)	17.7
2000	Shane Battier (Jr)	17.4
▲ 2001	Jason Williams (So)	21.6
▲ 2002	Jason Williams (Jr)	21.3
2003	Dahntay Jones (Sr)	17.7
2004	J.J. Redick (So)	15.9
▲ 2005	J.J. Redick (Jr)	21.8
▲ 2006	J.J. Redick (Sr)	26.8
2007	DeMarcus Nelson (Jr)	14.1
2008	DeMarcus Nelson (Sr)	14.5
2009	Gerald Henderson (Jr)	16.5
	Kyle Singler (So)	16.5
2010	Jon Scheyer (Sr)	18.2
▲ 2011	Nolan Smith (Sr)	20.6
2012	Austin Rivers (Fr)	15.5
2013	Seth Curry (Sr)	17.5
2014	Jabari Parker (Fr)	19.1
2015	Jahlil Okafor (Fr)	17.3
2016	Grayson Allen (So)	21.6

Field Goals Made

1943	Gordon Carver (So)	147
1944	William Wright (So)	129
1946	Ed Koffenberger (Jr)	118
1947	Ed Koffenberger (Sr)	162
1948	Corren Youmans (So)	132
1949	Corren Youmans (Jr)	98
1950	Corren Youmans (Sr)	146
1951	Dick Groat (Jr)	285
1952	Dick Groat (Sr)	288
1953	Bernie Janicki (Jr)	155
1954	Bernie Janicki (Sr)	140
1955	Ronnie Mayer (Jr)	217
1956	Ronnie Mayer (Sr)	195
1957	Jim Newcome (Jr)	148
1958	Bob Vernon (Sr)	130
1959	Carroll Youngkin (So)	136
1960	Howard Hurt (Jr)	146
1961	Art Heyman (So)	229
1962	Art Heyman (Jr)	219
1963	Art Heyman (Sr)	265
1964	Jeff Mullins (Sr)	300
1965	Bob Verga (So)	229
1966	Jack Marin (Sr)	221
1967	Bob Verga (Sr)	283
1968	Mike Lewis (Sr)	230
1969	Randy Denton (So)	212
1970	Randy Denton (Jr)	237
1971	Randy Denton (Sr)	244
1972	Chris Redding (So)	124
1973	Gary Melchionni (Sr)	165
1974	Bob Fleischer (Jr)	163
1975	Bob Fleischer (Sr)	178
1976	Tate Armstrong (Jr)	265
1977	Mike Gminski (Fr)	175
1978	Mike Gminski (So)	246
1979	Mike Gminski (Jr)	218
1980	Mike Gminski (Sr)	262
1981	Gene Banks (Sr)	202
1982	Vince Taylor (Sr)	217
1983	Johnny Dawkins (Fr)	207
1984	Johnny Dawkins (So)	263
1985	Johnny Dawkins (Jr)	225
1986	Johnny Dawkins (Sr)	331
1987	Danny Ferry (So)	172
1988	Danny Ferry (Jr)	247
1989	Danny Ferry (Sr)	300
1990	Phil Henderson (Sr)	251
1991	Christian Laettner (Jr)	271
1992	Christian Laettner (Sr)	254
1993	Grant Hill (Jr)	185
1994	Grant Hill (Sr)	218
1995	Cherokee Parks (Sr)	222
1996	Jeff Capel (Jr)	185
1997	Jeff Capel (Sr)	142
	Roshown McLeod (Jr)	142
1998	Roshown McLeod (Sr)	196
1999	Elton Brand (So)	255
2000	Chris Carrawell (Sr)	205
2001	Jason Williams (So)	285
2002	Jason Williams (Jr)	249
2003	Dahntay Jones (Sr)	198

2004	Luol Deng (Fr)	210
2005	J.J. Redick (Jr)	202
2006	J.J. Redick (Sr)	302
2007	DeMarcus Nelson (Jr)	174
2008	DeMarcus Nelson (Sr)	172
2009	Gerald Henderson (Jr)	213
2010	Nolan Smith (Jr)	239
2011	Nolan Smith (Sr)	260
2012	Austin Rivers (Fr)	174
2013	Mason Plumlee (Sr)	221
2014	Jabari Parker (Fr)	236
2015	Jahlil Okafor (Fr)	279
2016	Grayson Allen (So)	239

Field Goal Attempts

1949	Corren Youmans (Jr)	329
1950	Corren Youmans (Sr)	449
1951	Dick Groat (Jr)	713
1952	Dick Groat (Sr)	700
1953	Bernie Janicki (Jr)	411
1954	Bernie Janicki (Sr)	385
1955	Ronnie Mayer (Jr)	509
1956	Ronnie Mayer (Sr)	452
1957	Jim Newcome (Jr)	360
1958	Jim Newcome (Sr)	321
1959	Howard Hurt (So)	379
1960	Howard Hurt (Jr)	355
1961	Art Heyman (So)	448
1962	Art Heyman (Jr)	506
1963	Art Heyman (Sr)	586
1964	Jeff Mullins (Sr)	613
1965	Bob Verga (So)	431
1966	Jack Marin (Sr)	451
1967	Bob Verga (Sr)	614
1968	Mike Lewis (Sr)	418
1969	Randy Denton (So)	425
1970	Randy Denton (Jr)	437
1971	Randy Denton (Sr)	433
1972	Chris Redding (So)	265
1973	Gary Melchionni (Sr)	366
1974	Bob Fleischer (Jr)	312
1975	Pete Kramer (Sr)	312
1976	Tate Armstrong (Jr)	507
1977	Mike Gminski (Fr)	340
1978	Jim Spanarkel (Jr)	460
1979	Mike Gminski (Jr)	420
1980	Mike Gminski (Sr)	487
1981	Gene Banks (Sr)	350
1982	Vince Taylor (Sr)	419
1983	Johnny Dawkins (Fr)	414
1984	Johnny Dawkins (So)	547
1985	Johnny Dawkins (Jr)	455
1986	Johnny Dawkins (Sr)	603
1987	Danny Ferry (So)	383
1988	Danny Ferry (Jr)	519
1989	Danny Ferry (Sr)	575
1990	Phil Henderson (Sr)	531
1991	Christian Laettner (Jr)	471
1992	Christian Laettner (Sr)	442
1993	Thomas Hill (Sr)	384
1994	Grant Hill (Sr)	472
1995	Cherokee Parks (Sr)	443
1996	Jeff Capel (Jr)	492
1997	Jeff Capel (Sr)	309
1998	Roshown McLeod	397
1999	William Avery (So)	416
2000	Jason Williams (Fr)	427
2001	Jason Williams (So)	603
2002	Jason Williams (Jr)	545
2003	Dahntay Jones (Sr)	198
2004	Luol Deng (Fr)	442
2005	J.J. Redick (Jr)	495
2006	J.J. Redick (Sr)	643
2007	DeMarcus Nelson (Jr)	364
2008	DeMarcus Nelson (Sr)	351
2009	Gerald Henderson (Jr)	450
2010	Kyle Singler (Jr)	550
2011	Nolan Smith (Sr)	568

2012	Austin Rivers (Fr)	402
2013	Seth Curry (Sr)	424
2014	Jabari Parker (Fr)	499
2015	Quinn Cook (Sr)	439
2016	Grayson Allen (So)	513

Field Goal Pct.

1949	Ben Collins (Sr)	.327
1950	Dick Groat (So)	.426
1951	Dick Groat (Jr)	.400
1952	Dick Groat (Sr)	.411
1953	Rudy Lacy (Jr)	.528
1954	Rudy Lacy (Sr)	.433
1955	Junior Morgan (Jr)	.440
1956	Ronnie Mayer (Sr)	.431
1957	Hayes Clement (Jr)	.414
1958	Paul Schmidt (Sr)	.523
▲ 1959	Carroll Youngkin (So)	.512
▲ 1960	Carroll Youngkin (Jr)	.533
▲ 1961	Carroll Youngkin (Sr)	.577
1962	Jeff Mullins (So)	.514
▲ 1963	Jay Buckley (Jr)	.600
1964	Jay Buckley (Sr)	.590
▲ 1965	Jack Marin (Jr)	.546
1966	Mike Lewis (So)	.595
1967	Mike Lewis (Jr)	.532
1968	Mike Lewis (Sr)	.550
1969	Fred Lind (Sr)	.546
▲ 1970	Larry Saunders (Jr)	.636
1971	Randy Denton (Sr)	.564
1972	Alan Shaw (Jr)	.601
1973	Chris Redding (Jr)	.534
1974	Bob Fleischer (Jr)	.522
▲ 1975	Bob Fleischer (Sr)	.620
1976	Jim Spanarkel (Fr)	.548
1977	Jim Spanarkel (So)	.555
1978	Kenny Dennard (Fr)	.551
1979	Mike Gminski (Jr)	.519
1980	Kenny Dennard (Jr)	.550
1981	Gene Banks (Sr)	.577
1982	Chip Engelland (Jr)	.530
1983	Jay Bilas (Fr)	.553
1984	Mark Alarie (So)	.575
1985	Jay Bilas (Jr)	.599
1986	Jay Bilas (Sr)	.594
1987	John Smith (So)	.576
1988	Robert Brickey (So)	.538
1989	Christian Laettner (Fr)	.723
1990	Alaa Abdelnaby (Sr)	.620
▲ 1991	Christian Laettner (Jr)	.575
1992	Grant Hill (So)	.611
▲ 1993	Cherokee Parks (So)	.652
1994	Antonio Lang (Sr)	.588
1995	Erik Meek (Sr)	.621
1996	Greg Newton (Jr)	.568
1997	Chris Carrawell (Fr)	.576
1998	Elton Brand (Fr)	.592
▲ 1999	Elton Brand (So)	.620
2000	Carlos Boozer (Fr)	.614
▲ 2001	Carlos Boozer (So)	.604
▲ 2002	Carlos Boozer (Jr)	.665
2003	Shelden Williams (Fr)	.516
2004	Shavlik Randolph (So)	.591
2005	Shelden Williams (Jr)	.582
2006	Josh McRoberts (Fr)	.605
2007	Josh McRoberts (So)	.502
2008	DeMarcus Nelson (Sr)	.490
2009	Gerald Henderson (Jr)	.450
2010	Brian Zoubek (Sr)	.638
2011	Mason Plumlee (So)	.593
2012	Miles Plumlee (Sr)	.610
2013	Mason Plumlee (Sr)	.599
2014	Amile Jefferson (So)	.644
▲ 2015	Jahlil Okafor (Fr)	.664
2016	Marshall Plumlee (Gr)	.688

3-Point Field Goals Made

1983	Chip Engelland (Sr)	41
1987	Tommy Amaker (Sr)	44
1988	Kevin Strickland (Sr)	55
1989	Danny Ferry (Sr)	45
1990	Phil Henderson (Sr)	79
1991	Bobby Hurley (So)	76

1992	Bobby Hurley (Jr)	59
1993	Bobby Hurley (Sr)	88
1994	Chris Collins (So)	76
1995	Jeff Capel (So)	63
1996	Chris Collins (Sr)	79
1997	Trajan Langdon (So)	86
1998	Trajan Langdon (Jr)	85
1999	Trajan Langdon (Sr)	112
2000	Shane Battier (Jr)	79
2001	Jason Williams (So)	132
2002	Jason Williams (Jr)	108
2003	J.J. Redick (Fr)	95
2004	J.J. Redick (So)	102
2005	J.J. Redick (Jr)	121
2006	J.J. Redick (Sr)	139
2007	Greg Paulus (So)	68
2008	Greg Paulus (Jr)	83
2009	Jon Scheyer (Jr)	79
2010	Jon Scheyer (Sr)	110
2011	Seth Curry (So)	64
	Andre Dawkins (So)	64
2012	Andre Dawkins (Jr)	67
2013	Seth Curry (Sr)	95
2014	Rodney Hood (So)	71
▲ 2015	Quinn Cook (Sr)	102
2016	Grayson Allen (So)	90

3-Point Field Goal Attempts

1983	Chip Engelland (Sr)	74
1987	Tommy Amaker (Sr)	103
1988	Kevin Strickland (Sr)	149
1989	Quin Snyder (Sr)	119
1990	Phil Henderson (Sr)	191
1991	Bobby Hurley (So)	188
1992	Bobby Hurley (Jr)	140
1993	Bobby Hurley (Sr)	209
1994	Chris Collins (So)	202
1995	Trajan Langdon (Fr)	138
1996	Jeff Capel (Jr)	221
1997	Trajan Langdon (So)	195
1998	Trajan Langdon (Jr)	215
1999	Trajan Langdon (Sr)	254
2000	Jason Williams (Fr)	206
2001	Jason Williams (So)	309
2002	Jason Williams (Jr)	282
2003	J.J. Redick (Fr)	238
2004	J.J. Redick (So)	258
2005	J.J. Redick (Jr)	300
2006	J.J. Redick (Sr)	330
2007	Jon Scheyer (Fr)	167
2008	Greg Paulus (Jr)	196
2009	Jon Scheyer (Jr)	205
2010	Jon Scheyer (Sr)	287
2011	Kyle Singler (Sr)	193
2012	Andre Dawkins (Jr)	171
2013	Seth Curry (Sr)	217
2014	Quinn Cook (Jr)	175
2015	Quinn Cook (Sr)	258
2016	Grayson Allen (So)	216

3-Point Field Goal Pct.

1983	Chip Engelland (Sr)	.554
1987	Tommy Amaker (Sr)	.427
1988	Quin Snyder (Jr)	.446
1989	Danny Ferry (Sr)	.425
1990	Phil Henderson (Sr)	.414
1991	Bobby Hurley (So)	.404
▲ 1992	Christian Laettner (Sr)	.557
1993	Chris Collins (Fr)	.435
1994	Grant Hill (Sr)	.390
1995	Jeff Capel (So)	.460
1996	Chris Collins (Sr)	.441
1997	Trajan Langdon (So)	.441
1998	Mike Chappell (So)	.434
▲ 1999	Trajan Langdon (Sr)	.441
▲ 2000	Shane Battier (Jr)	.444
2001	Jason Williams (So)	.427
2002	Daniel Ewing (Fr)	.457
2003	Daniel Ewing (So)	.400
▲ 2004	Daniel Ewing (Jr)	.411
2005	Sean Dockery (Jr)	.429
2006	J.J. Redick (Sr)	.421
2007	Greg Paulus (So)	.450

2008	Greg Paulus (Jr)	.423
2009	Jon Scheyer (Jr)	.385
2010	Kyle Singler (Jr)	.399
2011	Seth Curry (So)	.435
2012	Ryan Kelly (Jr)	.408
2013	Seth Curry (Sr)	.438
2014	Andre Dawkins (Gr)	.421
2015	Justise Winslow (Fr)	.418
2016	Grayson Allen (So)	.417

Free Throws Made

1943	Gordon Carver (So)	55
1944	Gordon Carver (Jr)	41
1946	Ed Koffenberger (Jr)	81
1947	Ed Koffenberger (Sr)	92
1948	Corren Youmans (So)	65
1949	Ben Collins (Sr)	69
1950	David Scarborough (Sr)	61
1951	Dick Groat (Jr)	261
1952	Dick Groat (Sr)	204
1953	Bill Reigel	131
1954	Ronnie Mayer (So)	121
1955	Ronnie Mayer (Jr)	173
1956	Ronnie Mayer (Sr)	163
1957	Bucky Allen (Jr)	139
1958	Bucky Allen (Sr)	134
1959	Carroll Youngkin (So)	127
1960	Carroll Youngkin (Jr)	113
1961	Art Heyman (So)	171
1962	Art Heyman (Jr)	170
1963	Art Heyman (Sr)	217
1964	Jeff Mullins (Sr)	150
1965	Jack Marin (Jr)	87
1966	Jack Marin (Sr)	116
1967	Bob Verga (Sr)	139
1968	Mike Lewis (Sr)	148
1969	Fred Lind (Sr)	70
1970	Randy Denton (Jr)	86
1971	Randy Denton (Sr)	124
1972	Chris Redding (So)	137
1973	Chris Redding (Jr)	124
1974	Kevin Billerman (Jr)	84
1975	Bob Fleischer (Sr)	91
1976	Tate Armstrong (Jr)	124
1977	Jim Spanarkel (So)	175
1978	Jim Spanarkel (Jr)	220
1979	Mike Gminski (Jr)	129
1980	Mike Gminski (Sr)	180
1981	Vince Taylor (Jr)	104
1982	Vince Taylor (Sr)	115
1983	Mark Alarie (Fr)	104
1984	David Henderson (So)	140
1985	Johnny Dawkins (Jr)	132
1986	Mark Alarie (Sr)	162
1987	John Smith (So)	107
1988	Danny Ferry (Jr)	135
1989	Danny Ferry (Sr)	146
1990	Christian Laettner (So)	225
1991	Christian Laettner (Jr)	211
1992	Christian Laettner (Sr)	189
1993	Bobby Hurley (Sr)	143
1994	Antonio Lang (Sr)	118
1995	Cherokee Parks (Sr)	114
1996	Chris Collins (Sr)	83
1997	Trajan Langdon (So)	113
1998	Roshown McLeod (Sr)	113
1999	Elton Brand (So)	181
2000	Chris Carrawell (Sr)	137
2001	Shane Battier (Sr)	152
2002	Carlos Boozer (Jr)	178
2003	Dahntay Jones (Sr)	140
2004	J.J. Redick (So)	143
2005	J.J. Redick (Jr)	196
2006	J.J. Redick (Sr)	221
2007	Jon Scheyer (Fr)	115
2008	Jon Scheyer (So)	120
2009	Jon Scheyer (Jr)	179
2010	Jon Scheyer (Sr)	194
▲ 2011	Nolan Smith (Sr)	187
2012	Austin Rivers (Fr)	121
2013	Mason Plumlee (Sr)	173
2014	Jabari Parker (Fr)	160
2015	Tyus Jones (Fr)	144
2016	Grayson Allen (So)	211

Free Throw Attempts

1948	Ben Collins (Jr)	107
1949	Ben Collins (Sr)	102
1950	Corren Youmans (Sr)	116
1951	Dick Groat (Jr)	331
1952	Dick Groat (Sr)	281
1953	Bill Reigel	213
1954	Ronnie Mayer (So)	153
1955	Ronnie Mayer (Jr)	229
1956	Joe Belmont (Sr)	210
1957	Bucky Allen (Jr)	188
1958	Bucky Allen (Sr)	180
1959	Carroll Youngkin (So)	212
1960	Carroll Youngkin (Jr)	208
1961	Art Heyman (So)	263
1962	Art Heyman (Jr)	276
1963	Art Heyman (Sr)	314
1964	Jeff Mullins (Sr)	183
1965	Jack Marin (Jr)	123
	Steve Vacendak (Jr)	123
1966	Jack Marin (Sr)	148
1967	Bob Verga (Sr)	179
1968	Mike Lewis (Sr)	197
1969	Randy Denton (So)	102
1970	Randy Denton (Jr)	132
1971	Randy Denton (Sr)	166
1972	Chris Redding (So)	173
1973	Chris Redding (Jr)	147
1974	Bob Fleischer (Jr)	107
1975	Bob Fleischer (Sr)	118
1976	Tate Armstrong (Jr)	166
1977	Jim Spanarkel (So)	209
1978	Jim Spanarkel (Jr)	255
1979	Mike Gminski (Jr)	177
1980	Mike Gminski (Sr)	214
1981	Vince Taylor (Jr)	169
1982	Vince Taylor (Sr)	171
1983	Mark Alarie (Fr)	128
1984	David Henderson (So)	193
1985	Johnny Dawkins (Jr)	166
1986	Mark Alarie (Sr)	197
1987	John Smith (So)	134
1988	Robert Brickey (So)	167
1989	Danny Ferry (Sr)	193
1990	Christian Laettner (So)	269
1991	Christian Laettner (Jr)	263
1992	Christian Laettner (Sr)	232
1993	Bobby Hurley (Sr)	178
1994	Grant Hill (Sr)	165
1995	Cherokee Parks (Sr)	147
1996	Greg Newton (Jr)	134
1997	Greg Newton (Sr)	132
1998	Roshown McLeod (Sr)	160
1999	Elton Brand (So)	256
2000	Chris Carrawell (Sr)	176
2001	Jason Williams (So)	211
2002	Carlos Boozer (Jr)	236
2003	Dahntay Jones (Sr)	187
2004	Shelden Williams (So)	200
2005	J.J. Redick (Jr)	209
2006	Shelden Williams (Sr)	270
2007	Jon Scheyer (Fr)	136
2008	DeMarcus Nelson (Sr)	183
2009	Jon Scheyer (Jr)	214
2010	Jon Scheyer (Sr)	221
▲ 2011	Nolan Smith (Sr)	230
2012	Austin Rivers (Fr)	184
2013	Mason Plumlee (Sr)	254
2014	Jabari Parker (Fr)	214
2015	Jahlil Okafor (Fr)	194
2016	Grayson Allen (So)	252

Free Throw Pct.

1949	Ben Collins (Sr)	.676
1950	Tommy Hughes	.806
1951	Dick Groat (Jr)	.789
1952	Dick Groat (Sr)	.726
1953	Marv Decker (Jr)	.757
1954	Ronnie Mayer (So)	.792
1955	Ronnie Mayer (Jr)	.755
1956	Ronnie Mayer (Sr)	.784
1957	Bobby Joe Harris (Jr)	.787
1958	Bobby Joe Harris (Sr)	.769

1959	Howard Hurt (So)	.760
1960	Howard Hurt (Jr)	.800
1961	John Frye (Sr)	.695
1962	Buzzy Harrison (So)	.750
1963	Jeff Mullins (Jr)	.733
1964	Jeff Mullins (Sr)	.820
1965	Jack Marin (Jr)	.708
1966	Jack Marin (Sr)	.784
1967	Mike Lewis (Jr)	.781
1968	Joe Kennedy (Sr)	.793
1969	Dave Golden (Sr)	.761
1970	Rick Katherman (Jr)	.794
1971	Richie O'Connor (So)	.786
1972	Gary Melchionni (Jr)	.824
▲ 1973	Chris Redding (Jr)	.844
▲ 1974	Kevin Billerman (Jr)	.832
1975	Pete Kramer (Sr)	.823
1976	Mark Crow (Jr)	.802
1977	Jim Spanarkel (So)	.837
▲ 1978	Jim Spanarkel (Jr)	.863
1979	Jim Spanarkel (Sr)	.734
1980	Mike Gminski (Sr)	.841
1981	Tom Emma (So)	.861
▲ 1982	Chip Engelland (Jr)	.875
1983	Mark Alarie (Fr)	.813
1984	Johnny Dawkins (So)	.831
1985	Johnny Dawkins (Jr)	.795
1986	Mark Alarie (Sr)	.822
▲ 1987	Danny Ferry (So)	.844
1988	Danny Ferry (Jr)	.828
1989	Phil Henderson (Jr)	.764
▲ 1990	Christian Laettner (So)	.836
1991	Billy McCaffrey (So)	.832
1992	Christian Laettner (Sr)	.815
1993	Bobby Hurley (Sr)	.803
1994	Cherokee Parks (Jr)	.772
1995	Trajan Langdon (Fr)	.786
1996	Taymon Domzalski (Fr)	.818
▲ 1997	Trajan Langdon (So)	.897
1998	Trajan Langdon (Jr)	.886
1999	Trajan Langdon (Sr)	.842
2000	Shane Battier (Jr)	.817
2001	Nate James (Sr)	.799
2002	Carlos Boozer (Jr)	.754
▲ 2003	J.J. Redick (Fr)	.919
▲ 2004	J.J. Redick (So)	.953
▲ 2005	J.J. Redick (Jr)	.938
2006	J.J. Redick (Sr)	.863
2007	Jon Scheyer (Fr)	.846
2008	Jon Scheyer (So)	.889
2009	Jon Scheyer (Jr)	.836
▲ 2010	Jon Scheyer (Sr)	.878
2011	Kyrie Irving (Fr)	.901
2012	Seth Curry (Jr)	.873
2013	Quinn Cook (So)	.877
2014	Quinn Cook (Jr)	.827
▲ 2015	Quinn Cook (Sr)	.891
2016	Luke Kennard (Fr)	.889

Rebounds

1952	Bernie Janicki (So)	476
1953	Bernie Janicki (Jr)	272
1954	Ronnie Mayer (So)	265
1955	Ronnie Mayer (Jr)	348
1956	Junior Morgan (Jr)	256
1957	Jim Newcome (Sr)	273
1958	Jim Newcome (Sr)	237
1959	Carroll Youngkin (So)	277
1960	Carroll Youngkin (Jr)	278
1961	Carroll Youngkin (Sr)	274
1962	Art Heyman (Jr)	269
1963	Art Heyman (Sr)	324
1964	Jay Buckley (Sr)	278
1965	Jack Marin (Jr)	257
▲ 1966	Mike Lewis (So)	329
1967	Mike Lewis (Jr)	320
▲ 1968	Mike Lewis (Sr)	402
1969	Randy Denton (So)	358
1970	Randy Denton (Jr)	324
1971	Randy Denton (Sr)	385
1972	Alan Shaw (Jr)	308
1973	Bob Fleischer (So)	221
1974	Bob Fleischer (Jr)	323
1975	Bob Fleischer (Sr)	273

1976	George Moses (Sr)	262
1977	Mike Gminski (Fr)	289
▲ 1978	Mike Gminski (So)	319
1979	Mike Gminski (Jr)	275
1980	Mike Gminski (Sr)	359
1981	Kenny Dennard (Sr)	206
1982	Vince Taylor (Sr)	133
1983	Mark Alarie (Fr)	181
1984	Mark Alarie (So)	245
1985	Jay Bilas (Jr)	186
1986	Mark Alarie (Sr)	249
1987	Danny Ferry (So)	256
1988	Danny Ferry (Jr)	266
1989	Danny Ferry (Sr)	260
1990	Christian Laettner (So)	364
1991	Christian Laettner (Jr)	340
1992	Christian Laettner (Sr)	275
1993	Cherokee Parks (So)	220
1994	Cherokee Parks (Jr)	284
1995	Cherokee Parks (Sr)	289
1996	Greg Newton (Jr)	255
1997	Greg Newton (Sr)	184
1998	Shane Battier (Fr)	230
1999	Elton Brand (So)	382
2000	Carlos Boozer (Fr)	213
2001	Shane Battier (Sr)	285
2002	Carlos Boozer (Jr)	303
2003	Shelden Williams (Fr)	195
2004	Shelden Williams (So)	314
▲ 2005	Shelden Williams (Jr)	369
▲ 2006	Shelden Williams (Sr)	384
2007	Josh McRoberts (So)	260
2008	Kyle Singler (Fr)	198
2009	Kyle Singler (So)	284
2010	Brian Zoubek (Sr)	309
2011	Mason Plumlee (So)	309
2012	Mason Plumlee (Jr)	312
2013	Mason Plumlee (Sr)	359
▲ 2014	Jabari Parker (Fr)	306
2015	Jahlil Okafor (Fr)	322
2016	Marshall Plumlee (Gr)	308

Assists

1969	Dick DeVenzio (So)	169
1970	Dick DeVenzio (Jr)	104
1971	Dick DeVenzio (Sr)	115
1972	Gary Melchionni (Jr)	58
1973	Gary Melchionni (Sr)	84
1974	Kevin Billerman (Jr)	112
1975	Kevin Billerman (Sr)	99
1976	Tate Armstrong (Jr)	120
1977	Jim Spanarkel (So)	96
1978	Jim Spanarkel (Jr)	126
1979	Jim Spanarkel (Sr)	112
1980	Bob Bender (Sr)	159
1981	Tom Emma (So)	71
1982	Tom Emma (Jr)	85
1983	Johnny Dawkins (Fr)	134
1984	Tommy Amaker (Fr)	163
1985	Tommy Amaker (So)	184
1986	Tommy Amaker (Jr)	241
1987	Danny Ferry (So)	141
1988	Quinn Snyder (Jr)	198
1989	Quinn Snyder (Sr)	223
1990	Bobby Hurley (Fr)	288
1991	Bobby Hurley (So)	289
▲ 1992	Bobby Hurley (Jr)	237
▲ 1993	Bobby Hurley (Sr)	262
1994	Grant Hill (Sr)	176
1995	Jeff Capel (So)	126
1996	Chris Collins (Sr)	132
1997	Steve Wojciechowski (Jr)	176
1998	Steve Wojciechowski (Sr)	164
1999	William Avery (So)	196
2000	Jason Williams (Fr)	220
2001	Jason Williams (So)	237
2002	Chris Duhon (So)	208
2003	Chris Duhon (Jr)	212
2004	Chris Duhon (Sr)	225
2005	Daniel Ewing (Sr)	132
▲ 2006	Greg Paulus (Fr)	187
2007	Greg Paulus (So)	124
2008	Greg Paulus (Jr)	109
2009	Jon Scheyer (Jr)	102

2010	Jon Scheyer (Sr)	194
2011	Nolan Smith (Sr)	189
2012	Seth Curry (Jr)	83
2013	Quinn Cook (So)	190
2014	Quinn Cook (Jr)	153
2015	Tyus Jones (Fr)	217
2016	Grayson Allen (So)	127

Turnovers

1981	Gene Banks (Sr)	79
1982	Tom Emma (Jr)	85
1983	Johnny Dawkins (Fr)	103
1984	Johnny Dawkins (So)	114
1985	Johnny Dawkins (Jr)	90
1986	Johnny Dawkins (Sr)	107
1987	Danny Ferry (So)	112
1988	Danny Ferry (Jr)	100
	Quinn Snyder (Jr)	100
1989	Danny Ferry (Sr)	115
1990	Bobby Hurley (Fr)	166
1991	Bobby Hurley (So)	151
1992	Christian Laettner (Sr)	116
1993	Bobby Hurley (Sr)	108
1994	Grant Hill (Sr)	102
1995	Jeff Capel (So)	113
1996	Ricky Price (So)	87
1997	Jeff Capel (Sr)	74
1998	Roshown McLeod (Sr)	68
1999	William Avery (So)	102
2000	Jason Williams (Fr)	139
2001	Jason Williams (So)	154
2002	Jason Williams (Jr)	131
2003	Chris Duhon (Jr)	98
2004	Chris Duhon (Sr)	104
2005	Daniel Ewing (Sr)	98
2006	Greg Paulus (Fr)	118
2007	Greg Paulus (So)	101
2008	DeMarcus Nelson (Sr)	84
2009	Kyle Singler (So)	92
2010	Kyle Singler (Jr)	79
2011	Nolan Smith (Sr)	118
2012	Austin Rivers (Fr)	79
2013	Mason Plumlee (Sr)	103
2014	Jabari Parker (Fr)	81
2015	Jahlil Okafor (Fr)	95
2016	Grayson Allen (So)	72
	Brandon Ingram (Fr)	72

Blocked Shots

1976	Willie Hodge (Sr)	38
1977	Mike Gminski (Fr)	90
▲ 1978	Mike Gminski (So)	92
▲ 1979	Mike Gminski (Jr)	66
1980	Mike Gminski (Sr)	97
1981	Kenny Dennard (Sr)	10
1982	Allen Williams (Jr)	11
1983	Mark Alarie (Fr)	21
1984	Mark Alarie (So)	38
1985	Mark Alarie (Jr)	18
1986	Mark Alarie (Sr)	27
1987	Kevin Strickland (Jr)	24
	Marty Nessley (Sr)	24
1988	Danny Ferry (Jr)	24
1989	Robert Brickley (Jr)	30
1990	Alaa Abdelnaby (Sr)	48
1991	Christian Laettner (Jr)	44
1992	Cherokee Parks (Fr)	35
1993	Cherokee Parks (So)	64
1994	Cherokee Parks (Jr)	76
1995	Cherokee Parks (Sr)	55
1996	Greg Newton (Jr)	48
1997	Roshown McLeod (Jr)	34
1998	Shane Battier (Fr)	53
1999	Elton Brand (So)	86
2000	Shane Battier (Jr)	70
2001	Shane Battier (Sr)	88
2002	Mike Dunleavy (Jr)	26
2003	Casey Sanders (Sr)	54
▲ 2004	Shelden Williams (So)	111
▲ 2005	Shelden Williams (Jr)	122
▲ 2006	Shelden Williams (Sr)	137
2007	Josh McRoberts (So)	82
2008	Gerald Henderson (So)	31

2009	Kyle Singler (So)	38
2010	Kyle Singler (Jr)	32
2011	Mason Plumlee (So)	62
2012	Mason Plumlee (Jr)	55
2013	Mason Plumlee (Sr)	52
2014	Jabari Parker (Fr)	43
2015	Jahlil Okafor (Fr)	54
2016	Marshall Plumlee (Gr)	59

Steals

1976	George Moses (Sr)	61
▲ 1977	Jim Spanarkel (So)	73
▲ 1978	Jim Spanarkel (Jr)	93
1979	Jim Spanarkel (Sr)	46
1980	Vince Taylor (So)	53
1981	Kenny Dennard (Sr)	47
1982	Vince Taylor (Sr)	44
1983	David Henderson (Fr)	27
1984	Tommy Amaker (Fr)	64
1985	Tommy Amaker (So)	56
1986	Tommy Amaker (Jr)	81
1987	Tommy Amaker (Sr)	58
1988	Quinn Snyder (Jr)	56
1989	Quinn Snyder (Sr)	73
1990	Bobby Hurley (Fr)	67
1991	Christian Laettner (Jr)	75
1992	Christian Laettner (Sr)	74
1993	Grant Hill (Jr)	64
1994	Grant Hill (Sr)	64
1995	Jeff Capel (So)	32
1996	Chris Collins (Sr)	37
▲ 1997	Steve Wojciechowski (Jr)	82
1998	Steve Wojciechowski (Sr)	74
1999	Shane Battier (So)	65
2000	Jason Williams (Fr)	81
2001	Shane Battier (Sr)	82
2002	Chris Duhon (So)	82
2003	Chris Duhon (Jr)	62
2004	Chris Duhon (Sr)	80
2005	Daniel Ewing (Sr)	65
2006	Sean Dockery (Sr)	61
2007	DeMarcus Nelson (Jr)	44
2008	DeMarcus Nelson (Sr)	53
2009	Jon Scheyer (Jr)	58
2010	Jon Scheyer (Sr)	65
2011	Seth Curry (So)	52
2012	Seth Curry (Jr)	43
2013	Quinn Cook (So)	51
2014	Quinn Cook (Jr)	47
2015	Tyus Jones (Fr)	59
2016	Grayson Allen (So)	47

Personal Fouls

1969	Randy Denton (So)	88
1970	Larry Saunders (Jr)	71
1971	Randy Denton (Sr)	102
1972	Chris Redding (So)	88
1973	Kevin Billerman (So)	97
1974	Kevin Billerman (Jr)	101
1975	Willie Hodge (Jr)	93
1976	Willie Hodge (Sr)	106
1977	Mark Crow (Sr)	79
1978	Kenny Dennard (Fr)	112
1979	Kenny Dennard (So)	88
1980	Vince Taylor (So)	105
1981	Kenny Dennard (Sr)	99
1982	Vince Taylor (Sr)	84
1983	Jay Bilas (Fr)	102
1984	Dan Meagher (Jr)	118
1985	Jay Bilas (Jr)	96
1986	Danny Ferry (Fr)	119
	Mark Alarie (Sr)	119
1987	Quinn Snyder (So)	97
1988	Robert Brickley (So)	103
1989	Quinn Snyder (Sr)	112
1990	Christian Laettner (So)	120
1991	Christian Laettner (Jr)	111
1992	Grant Hill (So)	91
1993	Antonio Lang (Jr)	80
1994	Grant Hill (Sr)	85
1995	Erik Meek (Sr.)	103
1996	Taymon Domzalski (Fr)	111
1997	Roshown McLeod (Jr)	105

RECORDS

1998	Roshown McLeod (Sr)	102
1999	Corey Maggette (Fr)	99
2000	Carlos Boozer (Fr)	90
2001	Carlos Boozer (So)	91
2002	Carlos Boozer (Jr)	107
2003	Casey Sanders (Sr)	102
	Shelden Williams (Fr)	102
2004	Shelden Williams (So)	120
2005	Daniel Ewing (Sr)	99
2006	Shelden Williams (Sr)	114
2007	Greg Paulus (So)	94
2008	Kyle Singler (Fr)	104
2009	Kyle Singler (So)	99
2010	Brian Zoubek (Sr)	138
2011	Kyle Singler (Sr)	98
2012	Tyler Thornton (So)	95
2013	Tyler Thornton (Jr)	99
2014	Tyler Thornton (Sr)	102
2015	Justise Winslow (Fr)	108
2016	Marshall Plumlee (Gr)	100

Charges Taken

1984	Dan Meagher (Jr)	22
1985	Dan Meagher (Sr)	25
1986	David Henderson (Sr)	22
1987	Billy King (Jr)	16
1988	Billy King (Sr)	25
1989	Danny Ferry (Sr)	22
1990	Bobby Hurley (Fr)	24
1991	Brian Davis (Jr)	16
1992	Brian Davis (Sr)	9
1993	Bobby Hurley (Sr)	15
1994	Cherokee Parks (Jr)	11
1995	Erik Meek (Sr)	13
1996	Greg Newton (Jr)	16
1997	Carmen Wallace (Sr)	10
	Steve Wojciechowski (Jr)	10
1998	Shane Battier (Fr)	29
1999	Shane Battier (So)	36
2000	Shane Battier (Jr)	20
2001	Shane Battier (Sr)	26
2002	Mike Dunleavy (Jr)	18
2003	Dahntay Jones (Sr)	16
2004	Shavlik Randolph (So)	15
2005	Shavlik Randolph (Jr)	22
2006	J.J. Redick (Sr)	12
2007	Greg Paulus (So)	10
2008	Kyle Singler (Fr)	19
2009	Gerald Henderson (Jr)	20
2010	Lance Thomas (Sr)	16
	Brian Zoubek (Sr)	16
2011	Ryan Kelly (So)	19
2012	Ryan Kelly (Jr)	14
2013	Josh Hairston (Jr)	20
2014	Tyler Thornton (Sr.)	10
2015	Tyus Jones (Fr)	11
2016	Chase Jeter (Fr)	8

Dunks

1981	Gene Banks (Sr)	18
1982	Allen Williams (Sr)	7
1983	Mark Alarie (Fr)	9
1984	Mark Alarie (So)	48
1985	Johnny Dawkins (Jr)	15
1986	Johnny Dawkins (Sr)	29
	Mark Alarie (Sr)	29
1987	Robert Brickey (Fr)	17
1988	Robert Brickey (So)	34
1989	Robert Brickey (Jr)	56
1990	Robert Brickey (Sr)	40
	Alaa Abdelnaby (Sr)	40
1991	Grant Hill (Fr)	33
1992	Grant Hill (So)	48
1993	Grant Hill (Jr)	32
1994	Cherokee Parks (Jr)	33
1995	Cherokee Parks (Sr)	30
1996	Greg Newton (Jr)	23
1997	Chris Carrawell (Fr)	24
1998	Chris Carrawell (So)	22
1999	Elton Brand (So)	50
2000	Carlos Boozer (Fr)	40

2001	Carlos Boozer (So)	35
2002	Carlos Boozer (Jr)	41
2003	Dahntay Jones (Sr)	35
2004	Shelden Williams (So)	36
2005	Shelden Williams (Jr)	30
2006	Shelden Williams (Sr)	58
2007	Josh McRoberts (So)	42
2008	Gerald Henderson (So)	45
2009	Gerald Henderson (Jr)	42
2010	Miles Plumlee (So)	32
2011	Mason Plumlee (So)	46
2012	Mason Plumlee (Jr)	60
2013	Mason Plumlee (Sr)	87
2014	Jabari Parker (Fr)	61
2015	Jahlil Okafor (Fr)	64
2016	Marshall Plumlee (Gr)	60

Forced 5-Second Calls

1998	Steve Wojciechowski (Sr)	13
1999	William Avery (So)	4
2000	Jason Williams (Fr)	6
2001	Chris Duhon (Fr)	4
2002	Chris Duhon (So)	10
2003	Chris Duhon (Jr)	4
2004	Chris Duhon (Sr)	3
2005	Daniel Ewing (Sr)	2
	Sean Dockery (Jr)	2
	DeMarcus Nelson (Fr)	2
2006	Sean Dockery (Sr)	3
	Greg Paulus (Fr)	3
2007	Greg Paulus (So)	2
	Lance Thomas (Fr)	2
	Jon Scheyer (Fr)	2
2008	Greg Paulus (Jr)	4
2009	Greg Paulus (Sr)	1
	Elliot Williams (Fr)	1
2010	Nolan Smith (Jr)	2
2011	Nolan Smith (Sr)	2
2012	Quinn Cook (Fr)	1
	Austin Rivers (Fr)	1
2013	Quinn Cook (So)	1
2014	Quinn Cook (Jr)	2
2015	Quinn Cook (Sr)	2
2016	None	

Coaching Records

Most Victories

Coach	Years	W-L
Mike Krzyzewski	36	970-262
Eddie Cameron	14	226-99
Vic Bubas	10	213-67
Harold Bradley	9	165-78
Gerry Gerard	8	131-78
Bill Foster	6	113-64
Bucky Waters	4	63-45
J.S. Burbage	2	34-13
Chick Doak	2	30-9
W.W. "Cap" Card	7	30-17

Highest Winning Percentage

Coach	Years	W-L	Pct.
Mike Krzyzewski	36	970-262	.787
Chick Doak	2	30-9	.769
Vic Bubas	10	213-67	.761
Jesse S. Burbage	2	34-13	.723
Walter J. Rothensies	1	10-4	.714

Most Seasons at Duke

Coach	Years
Mike Krzyzewski	36
Eddie Cameron	14
Vic Bubas	10
Harold Bradley	9
Gerry Gerard	8

Most Games Coached at Duke

Coach	Years	Games
Mike Krzyzewski	36	1232
Eddie Cameron	14	325
Vic Bubas	10	280
Harold Bradley	9	245
Gerry Gerard	8	209

NCAA Tournament Victories

Coach	No.
Mike Krzyzewski	90-27
Vic Bubas	11-4
Bill Foster	6-3
Harold Bradley	0-1

Note: Mike Krzyzewski's NCAA Tournament victory total is the most in college basketball history

NCAA Tournament Appearances

Coach	No.
Mike Krzyzewski	33
Vic Bubas	4
Bill Foster	3
Harold Bradley	1

ACC Tournament Victories

Coach	W-L
Mike Krzyzewski	57-21
Vic Bubas	22-6
Bill Foster	8-4
Harold Bradley	6-6
Bucky Waters	1-4

Duke Head Coaches

No.	Name	Years	Overall			Conference		
			W	L	Pct.	W	L	Pct.
1.	W.W. "Cap" Card	1906-12	30	17	.638	-	-	-
2.	Joseph E. Brinn	1913	11	8	.579	-	-	-
3.	Noble L. Clay	1914-15	22	19	.537	-	-	-
4.	Bob Doak	1916	9	11	.450	-	-	-
5.	Chick Doak	1917-18	30	9	.769	-	-	-
6.	Henry P. Cole	1919	6	5	.545	-	-	-
7.	Walter J. Rothensies	1920	10	4	.714	-	-	-
8.	Floyd Egan	1921	9	6	.600	-	-	-
9.	James Baldwin	1922	6	12	.333	-	-	-
10.	Jesse S. Burbage	1923-24	34	13	.723	-	-	-
11.	George Buchheit	1925-28	25	36	.410	-	-	-
12.	Eddie Cameron	1929-42	226	99	.695	119	56	.680
13.	Gerry Gerard	1943-50	131	78	.627	66	30	.688
14.	Harold Bradley	1951-59	165	78	.679	94	37	.718
15.	Vic Bubas	1960-69	213	67	.761	106	32	.768
16.	Bucky Waters	1970-73	63	45	.583	27	25	.519
17.	Neill McGeachy	1974	10	16	.385	2	10	.167
18.	Bill Foster	1975-80	113	64	.638	31	43	.419
19.	Mike Krzyzewski	1981-p	970	262	.787	388	159	.709
20.	Pete Gaudet*	1995	4	15	.211	2	13	.133

* - Mike Krzyzewski coached the first 12 games (9-3) in 1994-95 before leaving the team after back surgery and exhaustion. Pete Gaudet coached the final 19 games (4-15) as interim head coach. Coaching records reflect this situation.

National Coach of the Year

Coach	Year
Bill Foster	⁵ 1978
Mike Krzyzewski	^{1,2,7} 1986
Mike Krzyzewski	⁴ 1989
Mike Krzyzewski	⁵ 1991
Mike Krzyzewski	^{4,6} 1992
Mike Krzyzewski	¹ 1997
Mike Krzyzewski	^{4,5} 1999
Mike Krzyzewski	² 2000
Mike Krzyzewski	⁸ 2001
Mike Krzyzewski	³ 2004

Coach of the Year honors selected by Basketball Times¹, CBS/Chevrolet², Claire Bee³, Naimsmith⁴, NABC⁵, The Sporting News⁶, UPI⁷, Victor Awards⁸

ACC Coach of the Year

Coach	Year
Harold Bradley	1959
Vic Bubas	1963
Vic Bubas	1964
Vic Bubas	1966
Bill Foster	1978
Mike Krzyzewski	1984
Mike Krzyzewski	1986
Mike Krzyzewski	1997
Mike Krzyzewski	1999
Mike Krzyzewski	2000

All-Time Assistant Coaches

Coach	Years
Tommy Amaker	1989-97
Tony Barone	1973-74
Bob Bender	1984-89
Jay Bilas	1990-92
Mike Brey	1988-95
Hubie Brown	1969-72
Bud Burger	1946-47
Tom Carmody	1966-68
► Jeff Capel	2012-p
Terry Chilli	1979-80
Whitt Cobb	1958-59
Chris Collins	2001-13
Tom Connelly	1942
Chuck Daly	1964-69
Johnny Dawkins	1998-08
Mike Dement	1983
Tony Drago	1954-57
Bobby Dwyer	1981-83
Scott Easton	1988
Pete Gaudet	1984-95
Gerry Gerard	1942
Lou Goetz	1975-78
David Henderson	1998-2000
Horace Hendrickson	1950-51
► Nate James	2008-11, 2013-p
Rick Johnson	1981-82
Ray Jones	1977-78
Jim Lewis	1972-76
Neill McGeachy	1973
Tim O'Toole	1996-97
Tom Rogers	1981-87
Jack Schalow	1970-71
► Jon Scheyer	2014-p
Fred Shabel	1958-63
Quin Snyder	1996-99
Steve Steinwedel	1979-80
Chuck Swenson	1981-87
Bucky Waters	1960-65
Bob Wenzel	1975-80
Paul Williamson	1948-49
Steve Wojciechowski	2000-14

All-Time Player Career Stats

Years	Name	G	MIN	FG	FGA	PCT	3PT	3PA	PCT	FT	FTA	PCT	OR	TR	AVG	AST	TO	PF	ST	BL	PTS	AVG
87-90	Abdelnaby, Alaa	134	1989	448	748	.599	0	0	.000	241	331	.728	184	494	3.7	47	142	276	50	70	1137	8.5
83-86	Alarie, Mark	133	4042	828	1505	.550	0	2	.000	480	602	.797	0	833	6.3	152	268	387	121	104	2136	16.1
59-61	Albright, Doug	30	0	9	26	.346	0	0	.000	12	23	.522	0	31	1.0	0	0	17	0	0	30	1.0
56-58	Allen, Bucky	36	0	89	209	.426	0	0	.000	149	206	.723	0	91	2.5	0	0	54	0	0	327	9.1
50-51	Allen, Dayton	58	0	136	177	.768	0	0	.000	104	0	.000	0	0	0.0	0	0	118	0	0	376	6.5
40-42	Allen, J. Clyde	50	0	139	0	.000	0	0	.000	73	0	.000	0	0	0.0	0	0	0	0	0	351	7.0
15-16	Allen, Grayson	71	1639	284	619	.459	108	268	.403	256	305	.839	33	200	2.8	141	87	140	57	10	932	13.1
64-66	Allen, Phil	27	0	17	37	.459	0	0	.000	11	13	.846	0	19	0.7	0	0	16	0	0	45	1.7
84-87	Amaker, Tommy	138	4666	456	990	.461	44	103	.427	212	268	.791	24	308	2.2	708	336	261	259	11	1168	8.5
82-85	Anderson, Todd	81	676	40	96	.417	0	0	.000	55	77	.714	0	117	1.4	6	33	99	11	8	135	1.7
48-48	Armour, Bill	11	0	4	0	.000	0	0	.000	1	0	.000	0	0	0.0	0	0	0	0	0	9	0.8
74-77	Armstrong, Tate	83	520	529	1020	.519	0	0	.000	246	306	.804	0	182	2.2	217	35	156	0	0	1304	15.7
37-37	Ashby, H. Nicholson	4	0	1	0	.000	0	0	.000	1	0	.000	0	0	0.0	0	0	0	0	0	3	0.8
91-92	Ast, Christian	31	95	17	30	.567	1	8	.125	9	13	.692	7	24	0.8	2	10	13	1	4	44	1.4
43-46	Ausbon, Doug	27	0	30	0	.000	0	0	.000	7	0	.000	0	0	0.0	0	0	0	0	0	67	2.5
98-99	Avery, William	74	1884	303	655	.463	108	293	.369	163	208	.784	49	206	2.8	283	162	141	91	2	877	11.9
40-44	Bailey, Bill	6	0	12	0	.000	0	0	.000	2	0	.000	0	0	0.0	0	0	0	0	0	26	4.3
44-44	Balitsaris, George	21	0	13	0	.000	0	0	.000	5	0	.000	0	0	0.0	0	0	0	0	0	31	1.5
78-81	Banks, Gene	124	4285	827	1558	.531	0	0	.000	425	589	.722	0	985	7.9	360	399	337	37	9	2079	16.8
66-68	Barone, Tony	46	0	20	45	.444	0	0	.000	29	44	.659	0	28	0.6	0	0	54	0	0	69	1.5
57-59	Barrett, George	13	0	3	9	.333	0	0	.000	6	9	.667	0	22	1.7	0	0	17	0	0	12	0.9
58-60	Bateman, Larry	36	0	20	67	.299	0	0	.000	10	29	.345	0	82	2.3	0	0	50	0	0	50	1.4
98-01	Battier, Shane	146	4337	651	1303	.500	246	592	.416	436	561	.777	338	887	6.1	239	161	296	266	254	1984	13.6
59-61	Beal, Jay	22	0	15	46	.326	0	0	.000	17	24	.708	0	15	0.7	0	0	7	0	0	47	2.1
44-44	Beall, Curtis	6	0	0	0	.000	0	0	.000	0	0	.000	0	0	0.0	0	0	0	0	0	0	0.0
94-94	Beard, Joey	16	64	7	14	.500	0	2	.000	7	10	.700	2	8	0.5	3	10	4	4	0	21	1.3
75-78	Bell, Bruce	42	302	23	62	.371	0	0	.000	12	23	.522	0	26	0.6	37	32	33	0	0	58	1.4
53-56	Belmont, Joe	103	0	471	1259	.374	0	0	.000	396	547	.724	0	420	4.1	0	0	259	0	0	1338	13.0
78-80	Bender, Bob	83	2377	196	380	.516	0	0	.000	122	158	.772	0	116	1.4	332	169	188	0	0	514	6.2
37-39	Bergman, Sparky	58	0	141	0	.000	0	0	.000	62	0	.000	0	0	0.0	0	0	0	0	0	344	5.9
87-87	Berndt, Andy	6	9	0	2	.000	0	0	.000	0	0	.000	1	3	0.5	0	1	1	0	0	0	0.0
16-16	Besser, Brennan	1	1	0	1	.000	0	1	.000	0	0	.000	0	0	0.0	0	0	0	0	0	0	0.0
83-86	Bilas, Jay	127	2864	365	655	.557	0	0	.000	332	511	.650	0	692	5.4	56	167	379	54	37	1062	8.4
73-75	Billerman, Kevin	78	0	291	659	.442	0	0	.000	211	264	.799	0	174	2.2	270	0	287	0	0	793	10.2
55-55	Blackburn, Tom	11	0	4	10	.400	0	0	.000	3	10	.300	0	1	0.1	0	0	1	0	0	11	1.0
70-70	Blackman, Don	25	0	53	111	.477	0	0	.000	50	70	.714	0	131	5.2	8	0	45	0	0	156	6.2
92-95	Blakene, Kenny	93	1065	105	229	.459	20	59	.339	67	105	.638	42	124	1.3	110	108	96	33	4	297	3.2
44-44	Bledsoe, Gene	17	0	47	0	.000	0	0	.000	19	0	.000	0	0	0.0	0	0	0	0	0	113	6.6
06-06	Boateng, Eric	20	50	6	7	.857	0	0	.000	2	2	1.000	4	12	0.6	1	5	11	1	0	14	0.7
00-02	Boozer, Carlos	101	2620	554	878	.631	0	2	.000	398	537	.741	260	724	7.2	115	157	288	95	72	1506	14.9
00-04	Borman, Andy	40	78	5	9	.556	3	6	.500	4	7	.571	4	12	0.3	5	8	6	1	0	17	0.4
38-40	Bowman, Jim	11	0	4	0	.000	0	0	.000	2	0	.000	0	0	0.0	0	0	0	0	0	10	0.9
51-51	Boyce, Rod	8	0	3	9	.333	0	0	.000	1	5	.200	0	0	0.0	0	0	12	0	0	7	0.9
58-59	Boyd, Jack	27	0	42	142	.296	0	0	.000	21	37	.568	0	47	1.7	0	0	59	0	0	105	3.9
06-07	Boykin, Jamal	29	100	10	19	.526	0	0	.000	9	10	.900	11	32	1.1	2	8	21	4	7	29	1.0
98-99	Brand, Elton	60	1634	355	580	.612	0	0	.000	262	390	.672	215	536	8.9	51	101	150	81	113	972	16.2
46-46	Brand, Joe	6	0	6	0	.000	0	0	.000	2	0	.000	0	0	0.0	0	0	0	0	0	14	2.3
87-90	Brickey, Robert	134	3039	484	884	.548	2	9	.222	329	531	.620	268	649	4.8	146	274	334	115	90	1299	9.7
93-93	Brown, Kenney	15	31	0	5	.000	0	1	.000	4	9	.444	2	5	0.3	0	1	3	0	0	4	0.3
40-41	Brown, Ray	30	0	22	0	.000	0	0	.000	10	0	.000	0	0	0.0	0	0	0	0	0	54	1.8
44-44	Bruce, James	1	0	0	0	.000	0	0	.000	0	0	.000	0	0	0.0	0	0	0	0	0	0	0.0
46-46	Brunner, George	16	0	12	0	.000	0	0	.000	7	0	.000	0	0	0.0	0	0	0	0	0	31	1.9
93-96	Brunson, Stan	36	208	5	22	.227	0	0	.000	7	12	.583	25	50	1.4	4	13	37	3	0	17	0.5
82-85	Bryan, Jay	57	244	20	57	.351	0	1	.000	22	50	.440	0	44	0.8	9	19	57	9	0	62	1.1
99-99	Bryant, D	13	30	3	9	.333	1	3	.333	1	4	.250	0	3	0.2	2	3	4	1	0	8	0.6
56-57	Bryson, Ed	13	0	2	20	.100	0	0	.000	0	0	.000	0	8	0.6	0	0	12	0	0	4	0.3
88-91	Buckley, Clay	86	439	51	85	.600	0	0	.000	46	79	.582	37	88	1.0	12	25	44	13	6	148	1.7
62-64	Buckley, Jay	85	0	352	617	.571	0	0	.000	222	391	.568	0	714	8.4	0	0	241	0	0	926	10.9
00-03	Buckner, Andre	84	260	16	48	.333	5	16	.313	18	35	.514	7	30	0.4	27	23	26	13	1	55	0.7
56-56	Buhowsky, Tony	15	0	10	39	.256	0	0	.000	7	14	.500	0	33	2.2	0	0	28	0	0	27	1.8
74-74	Burch, Edgar	23	0	72	180	.400	0	0	.000	13	20	.650	0	33	1.4	27	0	34	0	0	157	6.8
72-74	Burdette, Jeff	57	0	22	84	.262	0	0	.000	15	41	.366	0	35	0.6	66	0	92	0	0	59	1.0
98-99	Burgess, Chris	75	1061	150	266	.564	3	9	.333	64	147	.435	106	268	3.6	49	62	127	44	58	367	4.9
87-89	Burgin, George	38	93	11	19	.579	0	0	.000	6	21	.286	7	17	0.4	4	6	10	4	6	28	0.7
92-92	Burt, Ron	19	38	3	11	.273	0	0	.000	4	4	1.000	0	2	0.1	8	4	3	1	1	10	0.5
97-99	Caldbeck, Justin	28	70	5	13	.385	0	0	.000	3	8	.375	5	15	0.5	3	5	5	1	1	13	0.5
00-99	Caldbeck, Ryan	33	73	2	15	.133	1	10	.100	3	7	.429	1	13	0.4	2	1	3	1	0	8	0.2
49-49	Campbell, Ray	1	0	0	0	.000	0	0	.000	0	0	.000	0	0	0.0	0	0	0	0	0	0	0.0
60-61	Cantwell, John	38	0	50	129	.388	0	0	.000	14	24	.583	0	24	0.6	0	0	35	0	0	114	3.0
94-97	Capel, Jeff	129	3775	580	1362	.426	220	553	.398	221	327	.676	124	390	3.0	433	328	269	110	18	1601	12.4
71-71	Carr, Judge	1	0																			

MEDIA GUIDE

2016-17 DUKE MEN'S BASKETBALL

Years	Name	G	MIN	FG	FGA	PCT	3PT	3PA	PCT	FT	FTA	PCT	OR	TR	AVG	AST	TO	PF	ST	BL	PTS	AVG
00-96	Christensen, Matt	97	751	54	116	.466	0	0	.000	54	102	.529	94	189	1.9	16	34	143	20	35	162	1.7
67-69	Claiborne, C.B.	53	0	88	241	.365	0	0	.000	42	61	.689	0	100	1.9	19	0	83	0	0	218	4.1
91-94	Clark, Marty	122	1668	224	465	.482	49	131	.374	150	187	.802	74	181	1.5	134	148	155	68	18	647	5.3
41-41	Clark, Robert	1	0	0	0	.000	0	0	.000	0	0	.000	0	0	0.0	0	0	0	0	0	0	0.0
56-58	Clement, Hayes	48	0	104	266	.391	0	0	.000	83	125	.664	0	224	4.7	0	0	111	0	0	291	6.1
43-43	Coleman, Jack	16	0	51	0	.000	0	0	.000	13	0	.000	0	0	0.0	0	0	0	0	0	115	7.2
47-49	Collins, Ben	77	0	259	0	.000	0	0	.000	154	0	.000	0	0	0.0	0	0	0	0	0	672	8.7
93-96	Collins, Chris	120	2874	357	867	.412	209	539	.388	168	236	.712	55	243	2.0	291	175	167	108	3	1091	9.1
87-87	Colonna, Dave	2	2	0	0	.000	0	0	.000	0	0	.000	0	0	0.0	0	0	1	0	0	0	0.0
39-41	Connelly, Tom	55	0	31	0	.000	0	0	.000	26	0	.000	0	0	0.0	0	0	0	0	0	88	1.6
73-74	Cook, Bob	16	0	9	22	.409	0	0	.000	0	0	.000	0	13	0.8	0	0	8	0	0	18	1.1
88-90	Cook, Joe	48	286	28	67	.418	3	7	.429	23	33	.697	12	36	0.8	35	37	25	19	1	82	1.7
12-15	Cook, Quinn	143	4033	534	1235	.432	236	629	.375	267	313	.853	53	379	2.7	509	202	264	151	9	1571	11.0
46-46	Cordell, Tom	19	0	21	0	.000	0	0	.000	7	0	.000	0	0	0.0	0	0	0	0	0	49	2.6
80-80	Corrigan, Jim	9	22	1	1	1.000	0	0	.000	2	2	1.000	0	1	0.1	3	2	3	0	0	4	0.4
46-46	Corrington, Jim	6	0	0	0	.000	0	0	.000	0	0	.000	0	0	0.0	0	0	0	0	0	0	0.0
39-40	Cowdrick, Tom	3	0	0	0	.000	0	0	.000	1	0	.000	0	0	0.0	0	0	0	0	0	1	0.3
61-63	Cox, Fred	11	0	3	6	.500	0	0	.000	1	2	.500	0	3	0.3	0	0	6	0	0	7	0.6
62-64	Cox, Ray	39	0	13	31	.419	0	0	.000	7	14	.500	0	25	0.6	0	0	20	0	0	33	0.8
49-49	Crigler, Benner	1	0	0	0	.000	0	0	.000	0	0	.000	0	0	0.0	0	0	0	0	0	0	0.0
74-77	Crow, Mark	87	841	341	675	.505	0	0	.000	138	174	.793	0	346	4.0	116	63	225	0	0	820	9.4
50-52	Crowder, Dick	93	0	258	492	.524	0	0	.000	116	127	.913	0	220	2.4	28	0	264	0	0	632	6.8
84-84	Crump, Vince	7	12	0	0	.000	0	0	.000	1	3	.333	0	1	0.1	0	1	0	0	0	1	0.1
44-44	Curry, Pat	3	0	2	0	.000	0	0	.000	0	0	.000	0	0	0.0	0	0	0	0	0	4	1.3
11-13	Curry, Seth	106	3080	439	999	.439	223	531	.420	293	355	.825	60	245	2.3	211	146	196	125	18	1394	13.2
09-10	Czyz, Olek	19	112	10	25	.400	1	7	.143	2	6	.333	10	24	1.3	8	11	6	2	1	23	1.2
52-54	D'Emilio, Rudy	80	0	393	1125	.349	0	0	.000	242	363	.667	0	330	4.1	100	0	227	0	0	1028	12.9
06-10	Davidson, Jordan	55	101	4	13	.308	2	5	.400	8	14	.571	3	9	0.2	6	8	9	3	0	18	0.3
04-05	Davidson, Patrick	29	51	0	5	.000	0	2	.000	4	4	1.000	0	5	0.2	1	1	4	1	0	4	0.1
89-92	Davis, Brian	141	2788	326	701	.465	9	44	.205	291	424	.686	175	434	3.1	181	178	258	119	24	952	6.8
10-14	Dawkins, Andre	142	2468	330	763	.433	231	568	.407	123	160	.769	32	226	1.6	66	88	200	61	13	1014	7.1
83-86	Dawkins, Johnny	133	4749	1026	2019	.508	19	54	.352	485	614	.790	0	536	4.0	555	414	270	168	24	2556	19.2
71-71	Dawson, Jeff	30	0	124	289	.429	0	0	.000	40	50	.800	0	53	1.8	29	0	45	0	0	288	9.6
52-54	Decker, Marv	60	0	112	244	.459	0	0	.000	88	121	.727	0	350	5.8	3	0	125	0	0	312	5.2
51-52	Deimling, Kes	60	0	101	271	.373	0	0	.000	94	129	.729	0	123	2.1	20	0	141	0	0	296	4.9
04-04	Deng, Luol	37	1149	210	442	.475	40	111	.360	98	138	.710	82	255	6.9	68	83	82	49	39	558	15.1
78-81	Dennard, Kenny	117	3514	452	881	.513	0	0	.000	153	260	.588	0	671	5.7	232	246	383	47	10	1057	9.0
69-71	Denton, Randy	84	0	693	1295	.535	0	0	.000	272	400	.680	0	1067	12.7	56	0	259	0	0	1658	19.7
69-71	DeVenzio, Dick	81	0	294	634	.464	0	0	.000	105	138	.761	0	170	2.1	388	0	218	0	0	693	8.6
03-06	Dockery, Sean	133	2705	230	514	.447	65	178	.365	121	182	.665	88	281	2.1	234	149	295	194	13	646	4.9
54-55	Doherty, Marty	52	0	113	260	.435	0	0	.000	63	96	.656	0	245	4.7	0	0	145	0	0	289	5.6
96-99	Domzalski, Taymon	100	1301	154	292	.527	0	0	.000	116	158	.734	143	336	3.4	16	82	239	42	64	424	4.2
70-72	Doughty, Pat	23	0	8	22	.364	0	0	.000	10	22	.455	0	9	0.4	11	0	20	0	0	26	1.1
51-51	Downing, Bill	7	0	1	8	.125	0	0	.000	1	1	1.000	0	0	0.0	0	0	4	0	0	3	0.4
53-54	Driesell, Charles	45	0	65	157	.414	0	0	.000	51	102	.500	0	107	2.4	0	0	76	0	0	181	4.0
40-40	Dubois, Lou	3	0	1	0	.000	0	0	.000	1	0	.000	0	0	0.0	0	0	0	0	0	3	1.0
48-49	Duff, Bob	20	0	24	0	.000	0	0	.000	16	0	.000	0	0	0.0	0	0	0	0	0	64	3.2
01-04	Duhon, Chris	144	4813	432	1033	.418	162	505	.321	242	349	.693	109	489	3.4	819	355	268	301	16	1268	8.8
00-02	Dunleavy, Mike	104	2995	499	1050	.475	179	483	.371	194	278	.698	145	601	5.8	225	202	213	166	55	1371	13.2
81-81	Dyke, Mack	3	4	1	1	1.000	0	0	.000	0	0	.000	0	0	0.0	0	0	1	0	0	2	0.7
37-38	Edwards, Mouse	38	0	61	0	.000	0	0	.000	33	0	.000	0	0	0.0	0	0	0	0	0	155	4.1
72-72	Edwards, Zeno	9	0	0	2	.000	0	0	.000	4	4	1.000	0	3	0.3	3	0	2	0	0	4	0.4
80-83	Emma, Tom	110	2818	273	625	.437	24	55	.436	214	254	.843	0	196	1.8	245	159	259	57	7	784	7.1
50-51	Engberg, John	32	0	27	74	.365	0	0	.000	34	36	.944	0	0	0.0	0	0	56	0	0	88	2.8
80-83	Engelland, Chip	113	2472	411	793	.518	41	74	.554	162	191	.848	0	148	1.3	168	118	174	45	5	1025	9.1
87-87	Essex, Rey	6	8	1	2	.500	0	0	.000	1	4	.250	2	7	1.1	0	0	0	0	0	3	0.5
69-70	Evans, Brad	50	0	133	281	.473	0	0	.000	88	154	.571	0	120	2.4	105	0	86	0	0	354	7.1
02-05	Ewing, Daniel	138	3825	538	1246	.432	217	554	.392	302	405	.746	117	382	2.8	293	258	365	191	24	1595	11.6
49-49	Farinella, Don	2	0	1	0	.000	0	0	.000	0	0	.000	0	0	0.0	0	0	0	0	0	2	1.0
63-65	Ferguson, Denny	81	0	184	402	.458	0	0	.000	41	56	.732	0	136	1.7	0	0	124	0	0	409	5.0
86-89	Ferry, Danny	143	4308	810	1675	.484	108	278	.388	427	551	.775	236	1003	7.0	506	396	394	169	71	2155	15.1
65-65	Fitts, Burton	3	0	1	3	.333	0	0	.000	0	0	.000	0	1	0.3	0	0	3	0	0	2	0.7
73-75	Fleischer, Bob	78	0	441	789	.559	0	0	.000	257	333	.772	0	817	10.5	125	0	226	0	0	1139	14.6
50-52	Fleming, Bill	75	0	164	458	.358	0	0	.000	121	192	.630	0	291	3.9	65	0	210	0	0	449	6.0
38-40	Flentye, Bill	12	0	3	0	.000	0	0	.000	0	0	.000	0	0	0.0	0	0	0	0	0	6	0.5
82-84	Ford, Richard	21	39	0	16	.000	0	0	.000	4	4	1.000	0	4	0.2	4	6	6	1	0	4	0.2
73-76	Fox, Paul	68	0	58	121	.479	0	0	.000	34	57	.596	0	71	1.0	24	0	87	0	0	150	2.2
67-67	Francis, Bob	1	0	1	2	.500	0	0	.000	3	3	1.000	0	4	4.0	0	0	1	0	0	5	5.0
82-82	Franke, Ned	3	3	1	1	1.000	0	0	.000	0	0	.000	0	1	0.3	0	0	0	0	0	2	0.7
59-61	Frye, John	81	0	267	699	.382	0	0	.000	232	326	.712	0	211	2.6</							

Years	Name	G	MIN	FG	FGA	PCT	3PT	3PA	PCT	FT	FTA	PCT	OR	TR	AVG	AST	TO	PF	ST	BL	PTS	AVG
46-47	Gray, Irving	25	0	12	0	.000	0	0	.000	6	0	.000	0	0	0.0	0	0	0	0	0	30	1.2
76-79	Gray, Steve	88	967	76	169	.450	0	0	.000	71	84	.845	0	64	0.7	119	132	124	0	0	223	2.5
50-52	Groat, Dick	82	0	682	1669	.409	0	0	.000	522	710	.735	0	229	2.8	229	0	290	0	0	1886	23.0
42-42	Gross, Robert	2	0	1	0	.000	0	0	.000	1	0	.000	0	0	0.0	0	0	0	0	0	3	1.5
46-46	Hackett,	4	0	3	0	.000	0	0	.000	0	0	.000	0	0	0.0	0	0	0	0	0	6	1.5
11-14	Hairston, Josh	121	1139	97	220	.441	0	3	.000	56	87	.644	89	186	1.5	27	52	215	16	14	250	2.1
77-77	Hall, Cameron	27	418	47	94	.500	0	0	.000	22	39	.564	0	56	2.1	20	30	71	0	0	116	4.3
96-96	Hall, Jeremy	10	14	1	2	.500	0	0	.000	2	2	1.000	1	1	0.1	1	0	0	0	0	4	0.4
62-62	Hamilton, Roger	3	0	1	3	.333	0	0	.000	0	0	.000	0	0	0.0	0	0	1	0	0	2	0.7
77-79	Hardy, Rob	28	79	10	21	.476	0	0	.000	2	5	.400	0	12	0.4	5	6	21	0	0	22	0.8
44-44	Harner, Harry	25	0	63	0	.000	0	0	.000	34	0	.000	0	0	0.0	0	0	0	0	0	160	6.4
78-79	Harrrell, John	63	1206	92	185	.497	0	0	.000	47	62	.758	0	53	0.8	98	64	111	0	0	231	3.7
56-58	Harris, Bobby Joe	75	0	288	768	.375	0	0	.000	168	225	.747	0	253	3.4	0	0	200	0	0	744	9.9
62-64	Harrison, Buzzy	83	0	284	589	.482	0	0	.000	107	150	.713	0	267	3.2	0	0	137	0	0	675	8.1
64-64	Harscher, Frank	15	0	8	21	.381	0	0	.000	7	8	.875	0	5	0.3	0	0	5	0	0	23	1.5
96-99	Heaps, Jay	30	69	2	6	.333	1	2	.500	3	10	.300	2	7	0.2	13	9	14	4	1	8	0.3
40-40	Heath, John	1	0	0	0	.000	0	0	.000	0	0	.000	0	0	0.0	0	0	0	0	0	0	0.0
83-86	Henderson, David	128	3325	586	1208	.485	9	33	.273	389	554	.702	0	513	4.0	263	327	332	151	10	1570	12.3
07-09	Henderson, Gerald	103	2607	456	995	.458	69	210	.329	281	398	.706	124	435	4.2	182	191	179	101	69	1262	12.1
87-90	Henderson, Phil	115	2886	510	1053	.484	128	320	.400	249	320	.778	130	330	2.9	217	246	225	129	20	1397	12.3
38-38	Hendrickson, Abe	20	0	9	0	.000	0	0	.000	10	0	.000	0	0	0.0	0	0	0	0	0	28	1.4
63-65	Herbster, Ron	85	0	98	225	.436	0	0	.000	85	123	.691	0	105	1.2	0	0	79	0	0	281	3.3
37-37	Herrick, Albert	21	0	30	0	.000	0	0	.000	20	0	.000	0	0	0.0	0	0	0	0	0	80	3.8
61-63	Heyman, Art	79	0	713	1580	.451	0	0	.000	558	853	.654	0	865	10.9	0	0	214	0	0	1984	25.1
49-49	Hibbitts, Harold	18	0	19	0	.000	0	0	.000	9	0	.000	0	0	0.0	0	0	0	0	0	47	2.6
91-94	Hill, Grant	129	3922	745	1400	.532	44	117	.376	390	559	.698	203	769	6.0	461	319	316	218	133	1924	14.9
90-93	Hill, Thomas	141	3462	590	1137	.519	95	246	.386	319	443	.720	174	488	3.5	177	189	264	194	49	1594	11.3
38-40	Hobgood, Lang	18	0	7	0	.000	0	0	.000	5	0	.000	0	0	0.0	0	0	0	0	0	19	1.1
73-76	Hodge, Willie	102	0	463	906	.511	0	0	.000	191	263	.726	0	605	5.9	100	0	287	0	0	1117	11.0
37-38	Hoffman, John	45	0	45	0	.000	0	0	.000	30	0	.000	0	0	0.0	0	0	0	0	0	120	2.7
39-41	Holley, Chuck	69	0	178	0	.000	0	0	.000	75	0	.000	0	0	0.0	0	0	0	0	0	431	6.2
44-44	Hollingsworth, Wright	11	0	6	0	.000	0	0	.000	0	0	.000	0	0	0.0	0	0	0	0	0	12	1.1
14-14	Hood, Rodney	35	1150	191	412	.464	71	169	.420	109	135	.807	29	138	3.9	75	54	91	25	9	562	16.1
00-04	Horvath, Nick	133	1193	124	277	.448	30	124	.242	69	111	.622	105	276	2.1	44	66	179	42	45	347	2.6
41-43	Hubbell, David	20	0	6	0	.000	0	0	.000	1	0	.000	0	0	0.0	0	0	0	0	0	13	0.7
48-50	Hughes, Tommy	72	0	179	0	.000	0	0	.000	175	0	.000	0	0	0.0	0	0	58	0	0	533	7.4
90-93	Hurley, Bobby	140	4802	513	1252	.410	264	652	.405	441	568	.776	54	306	2.2	1076	534	320	202	5	1731	12.4
59-61	Hurt, Howard	80	0	420	1070	.393	0	0	.000	255	341	.748	0	575	7.2	0	0	205	0	0	1095	13.7
44-44	Hyde, Henry	25	0	25	0	.000	0	0	.000	3	0	.000	0	0	0.0	0	0	0	0	0	53	2.1
16-16	Ingram, Brandon	36	1246	214	484	.442	80	195	.410	116	170	.682	67	244	6.8	71	72	74	40	49	624	17.3
11-11	Irving, Kyrie	11	303	55	104	.529	18	39	.462	64	71	.901	6	37	3.4	47	27	23	16	6	192	17.5
83-83	Jackman, Bill	27	286	36	91	.396	5	9	.556	10	10	1.000	0	44	1.6	9	19	31	8	1	87	3.2
68-70	Jackson, Doug	4	0	3	10	.300	0	0	.000	0	0	.000	0	4	1.0	0	0	4	0	0	6	1.5
00-99	James, Nate	135	2813	387	818	.473	111	331	.335	231	315	.733	221	500	3.7	147	199	222	147	27	1116	8.3
62-63	Jamieson, Bob	30	0	19	32	.594	0	0	.000	12	24	.500	0	53	1.8	0	0	48	0	0	50	1.7
52-54	Janicki, Bernie	83	0	480	1283	.374	0	0	.000	287	429	.669	0	923	11.1	42	0	255	0	0	1247	15.0
42-43	Jarvis, Camden	3	0	0	0	.000	0	0	.000	1	1	1.000	0	0	0.0	0	0	0	0	0	1	0.3
13-16	Jefferson, Amile	115	2305	280	449	.624	0	0	.000	137	252	.544	277	651	5.7	89	90	246	64	73	697	6.1
16-16	Jeter, Chase	32	254	21	38	.553	0	0	.000	20	37	.541	25	61	1.9	4	19	59	3	9	62	1.9
60-60	Johnson, C.B.	1	0	0	0	.000	0	0	.000	0	0	.000	0	0	0.0	0	0	1	0	0	0	0.0
51-52	Johnson, Dick	58	0	81	238	.340	0	0	.000	34	54	.630	0	38	0.7	58	0	112	0	0	196	3.4
03-06	Johnson, Patrick	53	147	10	12	.833	0	0	.000	6	10	.600	13	35	0.7	6	5	27	1	5	26	0.5
07-10	Johnson, Steve	21	39	2	4	.500	0	0	.000	3	5	.600	1	4	0.2	0	0	2	2	1	7	0.3
02-03	Jones, Dahntay	68	2026	351	724	.485	59	170	.347	214	289	.740	101	326	4.8	69	121	202	66	35	975	14.3
14-16	Jones, Matt	106	2195	223	560	.398	120	313	.383	87	129	.674	81	206	1.9	124	72	181	84	11	653	6.2
15-15	Jones, Tyus	39	1322	135	324	.417	47	124	.379	144	162	.889	19	137	3.5	217	76	46	59	3	461	11.8
58-59	Joyce, Marty	18	0	6	32	.188	0	0	.000	6	12	.500	0	14	0.8	0	0	13	0	0	18	1.0
55-56	Kalbfus, Jack	38	0	112	260	.431	0	0	.000	67	124	.540	0	116	3.1	0	0	68	0	0	291	7.7
59-62	Kast, Fred	57	0	102	295	.346	0	0	.000	39	60	.650	0	167	2.9	0	0	66	0	0	243	4.3
69-71	Katherman, Rick	82	0	447	965	.463	0	0	.000	111	144	.771	0	362	4.4	65	0	186	0	0	1005	12.3
46-46	Kaufman,	2	0	1	0	.000	0	0	.000	1	0	.000	0	0	0.0	0	0	0	0	0	3	1.5
10-13	Kelly, Ryan	126	2437	314	682	.460	102	269	.379	219	272	.805	141	465	3.7	117	104	237	73	133	949	7.5
15-15	Kelly, Sean	10	12	0	1	.000	0	1	.000	0	0	.000	0	0	0.0	2	0	0	0	0	0	0.0
16-16	Kennard, Luke	36	961	141	335	.421	55	172	.320	88	99	.889	35	129	3.6	54	28	69	34	6	425	11.8
66-68	Kennedy, Joe	62	0	177	429	.413	0	0	.000	100	130	.769	0	265	4.3	0	0	119	0	0	454	7.3
85-88	King, Billy	135	2825	234	464	.504	0	1	.000	134	280	.479	75	390	2.9	251	180	292	140	45	602	4.5
08-08	King, Taylor	34	330	63	152	.414	43	114	.377	17	29	.586	23	68	2.0	14	19	32	11	14	186	5.5
59-61	Kistler, Doug	81	0	388	864	.449	0	0	.000	156	240	.650	0	756	9.3	0	0	223	0	0	932	11.5
63-65	Kitching, Brent	61	0	91	210	.433	0	0	.000	53	74	.716	0	103	1.7	0	0	62	0	0	235	3.9
46-47	Koffenberger, Ed	54	0	280	0	.000	0	0	.000	173	0	.0										

MEDIA GUIDE

2016-17 DUKE MEN'S BASKETBALL

Years	Name	G	MIN	FG	FGA	PCT	3PT	3PA	PCT	FT	FTA	PCT	OR	TR	AVG	AST	TO	PF	ST	BL	PTS	AVG
51-51	Lasseter, Jack	1	0	0	1	.000	0	0	.000	0	0	.000	0	0	0.0	0	0	0	0	0	0	0.0
50-52	Latimer, Dick	66	0	50	193	.259	0	0	.000	25	49	.510	0	39	0.6	13	0	71	0	0	125	1.9
39-39	Lauteres,	1	0	0	0	.000	0	0	.000	1	0	.000	0	0	0.0	0	0	0	0	0	1	1.0
66-68	Lewis, Mike	84	0	543	974	.557	0	0	.000	331	435	.761	0	1051	12.5	0	0	281	0	0	1417	16.9
65-67	Liccardo, Jim	58	0	49	119	.412	0	0	.000	23	33	.697	0	118	2.0	0	0	27	0	0	121	2.1
67-69	Lind, Fred	52	0	138	270	.511	0	0	.000	81	114	.711	0	281	5.4	13	0	87	0	0	357	6.9
80-81	Linney, Larry	39	298	24	74	.324	0	0	.000	31	43	.721	0	49	1.3	4	20	38	22	3	79	2.0
70-71	Litz, Steve	17	0	13	19	.684	0	0	.000	10	14	.714	0	25	1.5	1	0	13	0	0	36	2.1
42-43	Loftis, Cedric	49	0	210	0	.000	0	0	.000	73	0	.000	0	0	0.0	0	0	0	0	0	493	10.1
42-47	Loftis, Garland	67	0	169	0	.000	0	0	.000	52	0	.000	0	0	0.0	0	0	0	0	0	390	5.8
01-05	Love, Reggie	58	404	28	59	.475	0	2	.000	19	36	.528	55	108	1.9	15	19	68	18	13	75	1.3
49-49	Lynch, Hal	1	0	0	0	.000	0	0	.000	0	0	.000	0	0	0.0	0	0	0	0	0	0	0.0
48-48	Lyons, Pat	21	0	13	0	.000	0	0	.000	6	0	.000	0	0	0.0	0	0	0	0	0	32	1.5
99-99	Maggette, Corey	39	691	137	261	.525	29	84	.345	111	155	.716	56	151	3.9	59	80	99	29	15	414	10.6
77-77	Mainwaring, Rick	8	20	0	1	.000	0	0	.000	3	4	.750	0	3	0.4	1	3	0	0	0	3	0.4
46-46	Major,	4	0	2	0	.000	0	0	.000	1	0	.000	0	0	0.0	0	0	0	0	0	5	1.3
63-64	Mann, Ted	29	0	6	30	.200	0	0	.000	8	15	.533	0	29	1.0	0	0	17	0	0	20	0.7
57-57	Marcovecchio, Joe	2	0	0	3	.000	0	0	.000	0	2	.000	0	1	0.5	0	0	3	0	0	0	0.0
64-66	Marin, Jack	86	0	513	1027	.500	0	0	.000	253	336	.753	0	695	8.1	0	0	219	0	0	1279	14.9
47-50	Martin, Bill	76	0	85	0	.000	0	0	.000	28	0	.000	0	0	0.0	0	0	9	0	0	198	2.6
53-56	Mayer, Ronnie	105	0	566	1342	.422	0	0	.000	515	673	.765	0	954	9.1	0	0	347	0	0	1647	15.7
65-65	McBride, Elliott	4	0	2	2	1.000	0	0	.000	3	3	1.000	0	0	0.0	0	0	1	0	0	7	1.8
90-91	McCaffrey, Bill	76	1471	253	538	.470	32	95	.337	153	188	.814	21	95	1.3	105	104	95	59	5	691	9.1
40-42	McCahan, Bill	58	0	85	0	.000	0	0	.000	49	0	.000	0	0	0.0	0	0	0	0	0	219	3.8
05-09	McClure, Dave	124	1736	113	235	.481	6	18	.333	46	86	.535	123	379	3.1	79	76	157	86	57	278	2.2
42-43	McGrane, Arthur	21	0	5	0	.000	0	0	.000	11	0	.000	0	0	0.0	0	0	0	0	0	21	1.0
65-67	McKaig, Stuart	49	0	23	55	.418	0	0	.000	14	29	.483	0	41	0.8	0	0	37	0	0	60	1.2
97-98	McLeod, Roshown	69	1649	338	687	.492	71	179	.397	194	262	.740	135	376	5.4	78	125	207	72	60	941	13.6
81-84	McNeely, Doug	85	1103	88	202	.436	0	0	.000	55	82	.671	0	163	1.9	46	81	166	47	3	231	2.7
06-07	McRoberts, Josh	69	2047	279	517	.540	10	36	.278	174	262	.664	130	449	6.5	167	131	190	80	128	742	10.8
82-85	Meagher, Dan	118	2583	275	596	.461	0	0	.000	206	323	.638	0	476	4.0	137	189	334	74	14	756	6.4
02-03	Means, Andy	17	47	4	9	.444	2	2	1.000	2	4	.500	5	14	0.8	2	3	3	3	0	12	0.7
92-95	Meek, Erik	121	1877	214	358	.598	0	0	.000	185	322	.575	222	520	4.3	49	100	241	55	73	613	5.1
71-73	Melchionni, Gary	77	0	305	685	.445	0	0	.000	193	231	.835	0	207	2.7	184	0	127	0	0	803	10.4
03-06	Melchionni, Lee	117	1649	165	426	.387	111	309	.359	80	121	.661	66	260	2.2	68	67	168	63	14	521	4.5
43-44	Metzler, Robert	18	0	4	0	.000	0	0	.000	2	0	.000	0	0	0.0	0	0	0	0	0	10	0.6
60-62	Mewhort, Buzz	71	0	128	274	.467	0	0	.000	90	141	.638	0	225	3.2	0	0	110	0	0	346	4.9
42-43	Miller, Alex	19	0	9	0	.000	0	0	.000	0	0	.000	0	0	0.0	0	0	0	0	0	18	0.9
57-58	Miller, Don	39	0	45	121	.372	0	0	.000	27	40	.675	0	63	1.6	0	0	36	0	0	117	3.0
37-39	Minor, Stoop	37	0	36	0	.000	0	0	.000	20	0	.000	0	0	0.0	0	0	0	0	0	92	2.5
40-41	Mock, Bill	48	0	125	0	.000	0	0	.000	40	0	.000	0	0	0.0	0	0	0	0	0	290	6.0
93-96	Moore, Tony	56	456	55	90	.611	0	0	.000	32	47	.681	49	106	1.9	24	34	61	11	26	142	2.5
54-56	Morgan, Junior	79	0	249	611	.408	0	0	.000	215	330	.652	0	643	8.1	0	0	260	0	0	713	9.0
59-61	Morgan, Merrill	29	0	30	87	.345	0	0	.000	10	17	.588	0	26	0.9	0	0	31	0	0	70	2.4
59-59	Morris, Johnny	1	0	0	1	.000	0	0	.000	0	0	.000	0	0	0.0	0	0	2	0	0	0	0.0
76-79	Morrison, Harold	93	929	89	230	.387	0	0	.000	62	94	.660	0	193	2.1	45	66	136	0	0	240	2.6
75-76	Moses, George	35	0	122	226	.540	0	0	.000	35	77	.455	0	316	9.0	90	0	113	61	0	279	8.0
44-44	Mote, Kelly	2	0	0	0	.000	0	0	.000	0	0	.000	0	0	0.0	0	0	0	0	0	0	0.0
44-44	Mott,	4	0	1	0	.000	0	0	.000	0	0	.000	0	0	0.0	0	0	0	0	0	2	0.5
39-41	Moyer, Bob	16	0	5	0	.000	0	0	.000	2	0	.000	0	0	0.0	0	0	0	0	0	12	0.8
60-62	Mullen, Jack	56	0	107	248	.431	0	0	.000	49	99	.495	0	187	3.3	0	0	88	0	0	263	4.7
62-64	Mullins, Jeff	86	0	770	1495	.515	0	0	.000	344	452	.761	0	776	9.0	0	0	190	0	0	1884	21.9
13-13	Murphy, Alex	36	227	28	61	.459	6	29	.207	7	16	.438	11	35	1.0	2	12	21	5	3	69	1.9
64-64	Murray, Terry	1	0	0	1	.000	0	0	.000	0	0	.000	0	2	2.0	0	0	1	0	0	0	0.0
42-42	Nauman, Robert	2	0	1	0	.000	0	0	.000	0	0	.000	0	0	0.0	0	0	0	0	0	2	1.0
46-46	Neighborgall,	4	0	0	0	.000	0	0	.000	0	0	.000	0	0	0.0	0	0	0	0	0	0	0.0
05-08	Nelson, DeMarcus	124	3254	473	1015	.466	124	332	.373	266	454	.586	177	606	4.9	222	255	265	145	40	1336	10.8
84-87	Nessley, Martin	92	731	86	180	.478	0	0	.000	52	83	.627	35	191	2.1	30	55	144	17	53	224	2.4
56-58	Newcome, Jim	75	0	335	836	.401	0	0	.000	156	256	.609	0	600	8.0	0	0	179	0	0	826	11.0
94-97	Newton, Greg	107	2006	310	545	.569	0	0	.000	192	315	.610	195	550	5.1	48	118	233	68	98	812	7.6
77-77	Northrop, Geoff	12	44	6	14	.429	0	0	.000	5	7	.714	0	8	0.7	2	6	12	0	0	17	1.4
05-05	Novick, Tom	2	0	0	0	.000	0	0	.000	0	0	.000	0	0	0.0	0	0	1	0	0	0	0.0
16-16	Obi, Sean	10	27	1	2	.500	0	0	.000	3	6	.500	6	10	1.0	0	2	8	0	1	5	0.5
73-76	O'Connell, Dave	64	0	74	169	.438	0	0	.000	35	67	.522	0	78	1.2	23	0	79	0	0	183	2.9
71-72	O'Connor, Richie	47	0	237	543	.436	0	0	.000	170	232	.733	0	236	5.0	90	0	95	0	0	644	13.7
15-15	Okafor, Jahlil	38	1143	279	420	.664	0	0	.000	99	194	.510	134	322	8.5	49	95	81	54	29	657	17.3
14-14	Ojeleye, Semi	23	143	12	32	.375	0	0	.000	14	18	.778	10	29	1.3	3	5	17	7	4	46	2.0
37-39	O'Mara, Bob	53	0	93	0	.000	0	0	.000	35	0	.000	0	0	0.0	0	0	0	0	0	221	4.2
43-43	Osborn,	1	0	1	0	.000	0	0	.000	0	0	.000	0	0	0.0	0	0	0	0	0	2	2.0
04-07	Pagluca, Joe	13	21	0	3	.000	0	1	.000	0	0	.000	0	1	1.0	0	0	2	0	0	0	0.0
14-16	Pagluca, Nick	24	33	1	7	.143	1	5	.200	1	2	.500	4	10	0.4	1	1					

2016-17 DUKE MEN'S BASKETBALL

MEDIA GUIDE

Years	Name	G	MIN	FG	FGA	PCT	3PT	3PA	PCT	FT	FTA	PCT	OR	TR	AVG	AST	TO	PF	ST	BL	PTS	AVG
09-12	Plumlee, Miles	135	2144	262	471	.556	1	1	1.000	125	200	.625	254	654	4.8	44	140	306	64	87	650	4.8
06-09	Pocius, Martynas	81	532	51	129	.395	19	76	.250	21	26	.808	16	45	0.6	32	43	59	19	1	142	1.8
37-37	Podger, Ken	21	0	75	0	.000	0	0	.000	28	0	.000	0	0	0.0	0	0	0	0	0	178	8.5
48-48	Poplin, Walt	14	0	31	0	.000	0	0	.000	6	0	.000	0	0	0.0	0	0	0	0	0	68	4.9
68-70	Posen, John	29	0	28	59	.475	0	0	.000	19	26	.731	0	35	1.2	23	0	26	0	0	75	2.6
39-41	Price, Glenn	58	0	170	0	.000	0	0	.000	59	0	.000	0	0	0.0	0	0	0	0	0	399	6.9
95-98	Price, Ricky	112	2509	382	895	.427	90	273	.330	172	252	.683	105	310	2.8	112	174	202	72	18	1026	9.2
61-61	Raksnis, Charlie	2	0	1	1	1.000	0	0	.000	1	1	1.000	0	1	0.5	0	0	2	0	0	3	1.5
03-05	Randolph, Shavlik	92	1608	205	405	.506	12	42	.286	158	247	.640	174	394	4.3	56	97	257	70	129	580	6.3
42-42	Rauch, Marshall	2	0	1	0	.000	0	0	.000	0	0	.000	0	0	0.0	0	0	0	0	0	2	1.0
72-74	Redding, Chris	78	0	399	813	.491	0	0	.000	343	425	.807	0	473	6.1	44	0	216	0	0	1141	14.6
03-06	Redick, J.J.	139	4732	825	1906	.433	457	1126	.406	662	726	.912	66	375	2.7	306	296	226	152	9	2769	19.9
65-67	Riedy, Bob	79	0	288	627	.459	0	0	.000	165	233	.708	0	535	6.8	0	0	197	0	0	741	9.4
53-53	Riegel, Bill	26	0	147	361	.407	0	0	.000	131	213	.615	0	189	2.4	0	0	93	0	0	425	16.3
72-72	Righter, Ron	25	0	59	128	.461	0	0	.000	44	59	.746	0	78	3.1	5	0	36	0	0	162	6.5
37-37	Riley, Joe	17	0	17	0	.000	0	0	.000	5	0	.000	0	0	0.0	0	0	0	0	0	39	2.3
12-12	Rivers, Austin	34	1129	174	402	.433	58	159	.365	121	184	.658	21	115	3.4	71	79	76	33	1	527	15.5
38-38	Robb, Spencer	18	0	8	0	.000	0	0	.000	2	0	.000	0	0	0.0	0	0	0	0	0	18	1.0
57-59	Robertson, Jerry	68	0	103	285	.361	0	0	.000	64	122	.525	0	255	3.8	0	0	125	0	0	270	4.0
46-46	Robinson, Jack	20	0	17	0	.000	0	0	.000	3	0	.000	0	0	0.0	0	0	0	0	0	37	1.9
46-46	Roelke, Bob	22	0	14	0	.000	0	0	.000	9	0	.000	0	0	0.0	0	0	0	0	0	37	1.7
55-56	Rosenthal, Dick	23	0	20	50	.400	0	0	.000	9	18	.500	0	23	1.0	0	0	5	0	0	49	2.1
41-47	Rothbaum, Sammy	71	0	123	0	.000	0	0	.000	43	0	.000	0	0	0.0	0	0	0	0	0	289	4.1
62-62	Salisbury, Steve	2	0	1	2	.500	0	0	.000	0	1	.000	0	0	0.0	0	0	0	0	0	2	1.0
00-03	Sanders, Casey	124	1348	117	221	.529	0	0	.000	102	197	.518	150	316	2.5	27	85	238	29	120	336	2.7
47-49	Sapp, Carl	74	0	94	0	.000	0	0	.000	51	0	.000	0	0	0.0	0	0	0	0	0	239	3.2
70-71	Saunders, Larry	56	0	191	319	.599	0	0	.000	123	176	.699	0	406	7.3	24	0	145	0	0	505	9.0
47-50	Scarborough, Dave	70	0	151	0	.000	0	0	.000	94	0	.000	0	0	0.0	0	0	90	0	0	396	5.7
07-10	Scheyer, Jon	144	4759	586	1442	.406	297	780	.381	608	706	.861	148	522	3.6	440	211	229	208	30	2077	14.4
61-63	Schmidt, Fred	64	0	176	371	.474	0	0	.000	61	73	.836	0	106	1.7	0	0	71	0	0	413	6.5
56-58	Schmidt, Paul	67	0	193	425	.454	0	0	.000	173	273	.634	0	409	6.1	0	0	168	0	0	559	8.3
42-47	Seward, John	100	0	354	0	.000	0	0	.000	188	0	.000	0	0	0.0	0	0	0	0	0	896	9.0
52-54	Shabel, Fred	61	0	79	181	.436	0	0	.000	56	78	.718	0	76	1.2	10	0	115	0	0	214	3.5
71-73	Shaw, Alan	82	0	263	480	.548	0	0	.000	218	300	.727	0	673	8.2	104	0	215	0	0	744	9.1
39-41	Shokes, Eddie	40	0	65	0	.000	0	0	.000	16	0	.000	0	0	0.0	0	0	0	0	0	146	3.7
44-44	Shy, DeWitt	13	0	11	0	.000	0	0	.000	2	0	.000	0	0	0.0	0	0	0	0	0	24	1.8
49-49	Simmons, Buck	3	0	1	0	.000	0	0	.000	0	0	.000	0	0	0.0	0	0	0	0	0	2	0.7
00-99	Simpson, J.D.	80	186	11	46	.239	4	25	.160	15	24	.625	6	27	0.3	14	22	13	9	0	41	0.5
08-11	Singler, Kyle	148	4887	814	1879	.433	267	736	.363	497	643	.773	360	1015	6.9	293	316	387	168	107	2392	16.2
95-98	Singleton, Todd	42	100	13	26	.500	0	0	.000	10	17	.588	5	15	0.4	5	5	12	1	4	36	0.9
47-50	Skibstead, Wes	32	0	30	0	.000	0	0	.000	14	0	.000	0	0	0.0	0	0	13	0	0	74	2.3
68-70	Smiley, Glen	8	0	6	13	.462	0	0	.000	2	5	.400	0	6	0.8	1	0	6	0	0	14	1.8
86-89	Smith, John	120	2061	338	619	.546	26	54	.481	243	320	.759	118	358	3.0	54	160	219	67	21	945	7.9
08-11	Smith, Nolan	143	3842	667	1490	.448	166	451	.368	411	514	.800	114	398	2.8	406	291	266	140	19	1911	13.4
86-89	Snyder, Quin	136	3178	292	682	.428	108	303	.356	156	223	.700	44	260	1.9	575	316	341	185	59	848	6.2
76-79	Spanarkel, Jim	114	3298	724	1374	.527	0	0	.000	564	700	.806	0	454	4.0	399	309	305	253	0	2012	17.6
40-42	Spuhler, Raymond	64	0	103	0	.000	0	0	.000	29	0	.000	0	0	0.0	0	0	0	0	0	235	3.7
42-48	Stark, Bill	35	0	33	0	.000	0	0	.000	7	0	.000	0	0	0.0	0	0	0	0	0	73	2.1
43-43	Stough, Glenn	9	0	17	0	.000	0	0	.000	11	0	.000	0	0	0.0	0	0	0	0	0	45	5.0
51-51	Strauss, Bob	3	0	1	6	.167	0	0	.000	0	2	.000	0	0	0.0	0	0	4	0	0	2	0.7
85-88	Strickland, Kevin	125	2337	411	827	.497	91	241	.378	182	231	.788	115	374	3.0	119	155	222	84	52	1095	8.8
78-81	Suddath, Jim	113	1076	105	214	.491	0	0	.000	57	81	.704	0	148	1.3	73	81	132	13	2	267	2.4
73-75	Suk, Bill	70	0	73	177	.412	0	0	.000	47	66	.712	0	140	2.0	42	0	142	0	0	193	2.8
13-15	Sulaimon, Rasheed	90	2307	288	695	.414	115	294	.391	211	274	.770	39	244	2.7	184	108	192	73	4	902	10.0
07-07	Sutton, Nick	1	2	0	0	.000	0	0	.000	0	0	.000	0	0	0.0	0	0	0	0	0	0	0.0
01-01	Sweet, Andre	7	79	13	27	.481	1	5	.200	2	6	.333	8	18	2.6	4	4	6	6	1	29	4.1
37-39	Swindell, Ed	67	0	207	0	.000	0	0	.000	79	0	.000	0	0	0.0	0	0	0	0	0	493	7.4
79-82	Taylor, Vince	120	3530	573	1112	.515	0	0	.000	309	479	.645	0	343	2.9	212	264	326	89	9	1455	12.1
68-70	Teer, Tim	40	0	53	150	.353	0	0	.000	13	19	.684	0	54	1.4	4	0	35	0	0	119	3.0
37-39	Thomas, Jim	47	0	45	0	.000	0	0	.000	30	0	.000	0	0	0.0	0	0	0	0	0	120	2.6
07-10	Thomas, Lance	140	2758	235	448	.525	0	0	.000	177	295	.600	255	508	3.6	64	166	397	77	33	647	4.6
03-04	Thompson, Michael	19	70	9	16	.563	0	0	.000	9	11	.818	6	9	0.5	0	4	12	1	6	27	1.4
16-16	Thornton, Derryck	36	935	94	241	.390	27	83	.325	40	58	.690	10	66	1.8	93	59	76	27	8	255	7.1
11-14	Thornton, Tyler	139	2590	125	308	.406	89	231	.385	94	121	.777	51	231	1.7	264	118	349	139	6	433	3.1
55-55	Thuemmel, Bob	18	0	6	25	.240	0	0	.000	1	9	.111	0	5	0.3	0	0	20	0	0	13	0.7
63-65	Tison, Hack	85	0	315	617	.511	0	0	.000	169	258	.655	0	583	6.9	0	0	202	0	0	799	9.4
80-83	Tissaw, Mike	94	1525	75	178	.421	0	0	.000	85	160	.531	0	244	2.6	39	97	166	20	12	235	2.5
54-55	Tobin, Don	36	0	67	193	.347	0	0	.000	46	82	.561	0	121	3.4	0	0	93	0	0	180	5.0
07-07	Tormey, Griffin	0	0	0	0	.000	0	0	.000	0	0	.000	0	0	0.0	0	0	0	0	0	0	0.0
53-55	Turner, Hal	58	0	117	337	.347	0	0	.000	24	39	.615	0	52	0							

MEDIA GUIDE

2016-17 DUKE MEN'S BASKETBALL

Years	Name	G	MIN	FG	FGA	PCT	3PT	3PA	PCT	FT	FTA	PCT	OR	TR	AVG	AST	TO	PF	ST	BL	PTS	AVG
66-68	Wendelin, Ron	81	0	118	312	.378	0	0	.000	59	98	.602	0	154	1.9	0	0	171	0	0	295	3.6
82-83	Wendt, Greg	44	366	41	102	.402	0	2	.000	21	36	.583	0	71	1.6	14	22	54	13	0	103	2.3
70-72	West, Robby	37	0	62	157	.395	0	0	.000	18	28	.643	0	49	1.3	40	0	43	0	0	142	3.8
41-41	Wetmore,	4	0	3	0	.000	0	0	.000	0	0	.000	0	0	0.0	0	0	0	0	0	6	1.5
46-46	Whiting, Dick	29	0	80	0	.000	0	0	.000	62	0	.000	0	0	0.0	0	0	0	0	0	222	7.7
81-81	Whitted, Gordon	11	17	0	1	.000	0	0	.000	0	2	.000	0	2	0.2	1	4	2	3	0	0	0.0
46-46	Williams,	3	0	1	0	.000	0	0	.000	1	0	.000	0	0	0.0	0	0	0	0	0	3	1.0
80-82	Williams, Allen	73	833	85	174	.489	0	0	.000	47	75	.627	0	128	1.8	16	52	107	7	16	217	3.0
09-09	Williams, Elloit	34	563	56	127	.441	9	36	.250	23	46	.500	29	77	2.3	23	29	58	21	1	144	4.2
00-02	Williams, Jason	108	3572	713	1575	.453	313	797	.393	340	507	.671	89	395	3.7	644	424	253	235	14	2079	19.3
03-06	Williams, Shelden	139	3903	687	1202	.572	4	12	.333	550	796	.691	447	1262	9.1	119	321	432	161	422	1928	13.9
83-86	Williams, Weldon	73	369	52	97	.536	0	0	.000	22	37	.595	0	81	1.1	11	28	54	7	4	126	1.7
62-63	Williamson, Scott	18	0	3	13	.231	0	0	.000	5	6	.833	0	15	0.8	0	0	3	0	0	11	0.6
40-41	Winkin, John	2	0	0	0	.000	0	0	.000	0	0	.000	0	0	0.0	0	0	0	0	0	0	0.0
15-15	Winslow, Justise	39	1135	173	356	.486	46	110	.418	100	156	.641	49	252	6.5	82	71	108	52	34	492	12.6
95-98	Wojciechowski, Steve	128	3263	198	517	.383	141	387	.364	150	205	.732	74	291	2.3	505	202	287	203	0	687	5.4
38-38	Wood, Bob	2	0	0	0	.000	0	0	.000	1	0	.000	0	0	0.0	0	0	0	0	0	1	0.5
44-44	Wright, Bill	26	0	129	0	.000	0	0	.000	38	0	.000	0	0	0.0	0	0	0	0	0	296	11.4
70-72	Yarbrough, Stu	51	0	93	175	.531	0	0	.000	91	125	.728	0	116	2.3	21	0	71	0	0	277	5.4
48-51	York, Scotty	98	0	154	328	.470	0	0	.000	103	83	1.241	0	0	0.0	0	0	96	0	0	411	4.2
47-50	Youmans, Corren	99	0	390	0	.000	0	0	.000	193	0	.000	0	0	0.0	0	0	62	0	0	973	9.8
75-76	Young, Kenny	43	0	79	200	.395	0	0	.000	32	48	.667	0	24	0.6	45	0	70	0	0	190	4.4
59-61	Youngkin, Carroll	81	0	413	765	.540	0	0	.000	328	572	.573	0	829	10.2	0	0	232	0	0	1154	14.2
10-14	Zafirovski, Todd	20	41	2	7	.286	0	0	.000	1	4	.250	1	6	0.3	1	1	6	1	2	5	0.3
38-38	Zavlaris, Pete	11	0	4	0	.000	0	0	.000	1	0	.000	0	0	0.0	0	0	0	0	0	9	0.8
65-66	Zimmer, Bill	9	0	4	16	.250	0	0	.000	8	12	.667	0	6	0.7	0	0	0	0	0	16	1.8
07-10	Zoubek, Brian	133	1670	225	379	.594	0	0	.000	112	184	.609	276	599	4.5	73	130	289	55	86	562	4.2

1,000-Point Scorers

1. J.J. Redick (6-4 • Guard • Roanoke, Va.) 2,769
Year GP MP FG FGA Pct. 3FG 3FGA Pct FT FTA Pct Reb Avg Pts PPG
02-03 33 1013 149 361 .413 95 238 .399 102 111 .919 81 2.5 495 15.0

2. Johnny Dawkins (6-2 • Guard • Washington D.C.) 2,556
Year GP MP FG FGA Pct. 3FG 3FGA Pct FT FTA Pct Reb Avg Pts PPG
82-83 28 1002 207 414 .500 19 54 .352 73 107 .682 115 4.1 506 18.1

3. Christian Laettner (6-11 • Center • Angola, N.Y.) 2,460
Year GP MP FG FGA Pct. 3FG 3FGA Pct FT FTA Pct Reb Avg Pts PPG
88-89 36 608 115 159 .723 1 1 1.000 88 121 .727 170 4.7 319 8.9

4. Kyle Singler (6-8 • Forward • Medford, Ore.) 2,392
Year GP MP FG FGA Pct. 3FG 3FGA Pct FT FTA Pct Reb Avg Pts PPG
07-08 34 972 159 348 .457 51 150 .340 82 106 .774 198 5.8 451 13.3

5. Mike Gminski (6-11 • Center • Monroe, Conn.) 2,323
Year GP MP FG FGA Pct. 3FG 3FGA Pct FT FTA Pct Reb Avg Pts PPG
76-77 27 938 175 340 .515 - - -64 91 .703 289 10.7 414 15.3

6. Danny Ferry (6-10 • Forward • Bowie, Md.) 2,155
Year GP MP FG FGA Pct. 3FG 3FGA Pct FT FTA Pct Reb Avg Pts PPG
85-86 40 912 91 198 .460 - - - 54 86 .628 221 5.5 236 5.9

7. Mark Alarie (6-8 • Forward • Scottsdale, Ariz.) 2,136
Year GP MP FG FGA Pct. 3FG 3FGA Pct FT FTA Pct Reb Avg Pts PPG
82-83 28 785 130 263 .494 0 2 .000 104 128 .813 18 -6.5 364 13.0

t8. Gene Banks (6-7 • Forward • Philadelphia, Pa.) 2,079
Year GP MP FG FGA Pct. 3FG 3FGA Pct FT FTA Pct Reb Avg Pts PPG
77-78 34 1135 238 451 .528 - - - 105 146 .719 292 8.6 581 17.1

t8. Jason Williams (6-2 • Guard • Plainfield, N.J.) 2,079
Year GP MP FG FGA Pct. 3FG 3FGA Pct FT FTA Pct Reb Avg Pts PPG
99-00 34 1157 179 427 .419 73 206 .354 61 89 .685 143 4.2 492 14.5

10. Jon Scheyer (6-5 • Guard • Northbrook, Ill.) 2,077
Year GP MP FG FGA Pct. 3FG 3FGA Pct FT FTA Pct Reb Avg Pts PPG
06-07 33 1112 113 284 .398 61 167 .365 115 136 .846 110 3.3 402 12.2

11. Jim Spanarkel (6-5 • Guard • Jersey City, N.J.) 2,012
Year GP MP FG FGA Pct. 3FG 3FGA Pct FT FTA Pct Reb Avg Pts PPG
75-76 23 - 120 219 .548 - - - 67 97 .691 101 4.4 307 13.3

t12. Art Heyman (6-5 • Forward • Rockville Center, N.Y.) 1,984
Year GP MP FG FGA Pct. 3FG 3FGA Pct FT FTA Pct Reb Avg Pts PPG
60-61 25 - 229 448 .469 - - - 171 263 .650 272 10.9 629 25.2

t12. Shane Battier (6-8 • Forward • Birmingham, Mich.) 1,984
Year GP MP FG FGA Pct. 3FG 3FGA Pct FT FTA Pct Reb Avg Pts PPG
97-98 36 887 96 178 .539 4 24 .167 79 108 .731 230 6.4 275 7.6

14. Trajan Langdon (6-3 • Guard • Anchorage, Alaska) 1,974
Year GP MP FG FGA Pct. 3FG 3FGA Pct FT FTA Pct Reb Avg Pts PPG
94-95 31 797 124 274 .453 59 138 .428 44 56 .786 65 2.1 351 11.3

15. Shelden Williams (6-9 • Forward • Forest Park, Okla.) 1,928
Year GP MP FG FGA Pct. 3FG 3FGA Pct FT FTA Pct Reb Avg Pts PPG
02-03 33 633 95 184 .516 0 1 .000 80 128 .625 195 5.9 270 8.2

16. Grant Hill (6-2 • Guard/Forward • Reston, Va.) 1,924
Year GP MP FG FGA Pct. 3FG 3FGA Pct FT FTA Pct Reb Avg Pts PPG
90-91 36 887 160 310 .516 1 2 .500 81 133 .609 183 5.1 402 11.2

17. Nolan Smith (6-2 • Guard • Upper Marlboro, Md.) 1,911
Year GP MP FG FGA Pct. 3FG 3FGA Pct FT FTA Pct Reb Avg Pts PPG
07-08 34 500 70 150 .467 22 57 .386 40 52 .769 52 1.5 202 5.9

18. Dick Groat (6-0 • Guard • Swissvale, Pa.) 1,886
Year GP MP FG FGA Pct. 3FG 3FGA Pct FT FTA Pct Reb Avg Pts PPG
49-50 19 - 109 255 .427 - - - 57 98 .582 - - 275 14.5

19. Jeff Mullins (6-4 • Forward • Lexington, Ky.) 1,884
Year GP MP FG FGA Pct. 3FG 3FGA Pct FT FTA Pct Reb Avg Pts PPG
61-62 25 - 214 416 .514 - - - 98 138 .710 259 10.4 526 21.2

20. Bob Verga (6-0 • Guard • Sea Girt, N.J.) 1,758
Year GP MP FG FGA Pct. 3FG 3FGA Pct FT FTA Pct Reb Avg Pts PPG
64-65 25 - 229 431 .531 - - - 76 116 .655 84 3.4 534 21.4

21. Bobby Hurley (6-0 • Guard • Jersey City, N.J.) 1,731
Year GP MP FG FGA Pct. 3FG 3FGA Pct FT FTA Pct Reb Avg Pts PPG
89-90 38 1268 92 262 .351 41 115 .357 110 143 .769 68 1.8 335 8.8

22. Randy Denton (6-10 • Center • Raleigh, N.C.) 1,658
Year GP MP FG FGA Pct. 3FG 3FGA Pct FT FTA Pct Reb Avg Pts PPG
68-69 28 - 212 425 .499 - - - 62 102 .608 358 12.8 486 17.4

RECORDS

MEDIA GUIDE


2016-17 DUKE MEN'S BASKETBALL



23. Ronnie Mayer (6-4 • Forward • Avalon, Pa.)

Statistical table for Ronnie Mayer including Year, GP, MP, FG, FGA, Pct., 3FG, 3FGA, Pct., FT, FTA, Pct., Reb, Avg, Pts, PPG.

1,647



34. Phil Henderson (6-5 • Guard • University Park, Ill.)

Statistical table for Phil Henderson including Year, GP, MP, FG, FGA, Pct., 3FG, 3FGA, Pct., FT, FTA, Pct., Reb, Avg, Pts, PPG.

1,397

24. Cherokee Parks (6-11 • Center • Huntington Beach, Calif.)

Statistical table for Cherokee Parks including Year, GP, MP, FG, FGA, Pct., 3FG, 3FGA, Pct., FT, FTA, Pct., Reb, Avg, Pts, PPG.

1,643



25. Jeff Capel (6-4 • Guard • Fayetteville, N.C.)

Statistical table for Jeff Capel including Year, GP, MP, FG, FGA, Pct., 3FG, 3FGA, Pct., FT, FTA, Pct., Reb, Avg, Pts, PPG.

1,601

26. Daniel Ewing (6-4 • Guard • Missouri City, Texas)

Statistical table for Daniel Ewing including Year, GP, MP, FG, FGA, Pct., 3FG, 3FGA, Pct., FT, FTA, Pct., Reb, Avg, Pts, PPG.

1,595



27. Thomas Hill (6-5 • Guard • Lancaster, Texas)

Statistical table for Thomas Hill including Year, GP, MP, FG, FGA, Pct., 3FG, 3FGA, Pct., FT, FTA, Pct., Reb, Avg, Pts, PPG.

1,594

28. Quinn Cook (6-2 • Guard • Washington, D.C.)

Statistical table for Quinn Cook including Year, GP, MP, FG, FGA, Pct., 3FG, 3FGA, Pct., FT, FTA, Pct., Reb, Avg, Pts, PPG.

1,571



29. David Henderson (6-5 • Guard • Drewry, N.C.)


Statistical table for David Henderson including Year, GP, MP, FG, FGA, Pct., 3FG, 3FGA, Pct., FT, FTA, Pct., Reb, Avg, Pts, PPG.

1,570

30. Carlos Boozer (6-9 • Center • Juneau, Alaska)

Statistical table for Carlos Boozer including Year, GP, MP, FG, FGA, Pct., 3FG, 3FGA, Pct., FT, FTA, Pct., Reb, Avg, Pts, PPG.

1,506



t31. Vince Taylor (6-5 • Guard • Lexington, Ky.)

Statistical table for Vince Taylor including Year, GP, MP, FG, FGA, Pct., 3FG, 3FGA, Pct., FT, FTA, Pct., Reb, Avg, Pts, PPG.

1,455

t31. Chris Carrawell (6-6 • Forward • St. Louis, Mo.)

Statistical table for Chris Carrawell including Year, GP, MP, FG, FGA, Pct., 3FG, 3FGA, Pct., FT, FTA, Pct., Reb, Avg, Pts, PPG.

1,455



33. Mike Lewis (6-7 • Center • Missoula, Mont.)

Statistical table for Mike Lewis including Year, GP, MP, FG, FGA, Pct., 3FG, 3FGA, Pct., FT, FTA, Pct., Reb, Avg, Pts, PPG.

1,417



35. Seth Curry (6-2 • Guard • Charlotte, N.C.)

Statistical table for Seth Curry including Year, GP, MP, FG, FGA, Pct., 3FG, 3FGA, Pct., FT, FTA, Pct., Reb, Avg, Pts, PPG.

1,394



36. Mason Plumlee (6-10 • Forward • Warsaw, Ind.)

Statistical table for Mason Plumlee including Year, GP, MP, FG, FGA, Pct., 3FG, 3FGA, Pct., FT, FTA, Pct., Reb, Avg, Pts, PPG.

1,384

37. Mike Dunleavy (6-9 • Forward • Lake Oswego, Ore.)

Statistical table for Mike Dunleavy including Year, GP, MP, FG, FGA, Pct., 3FG, 3FGA, Pct., FT, FTA, Pct., Reb, Avg, Pts, PPG.

1,371



38. Joe Belmont (5-11 • Guard • Philadelphia, Pa.)

Statistical table for Joe Belmont including Year, GP, MP, FG, FGA, Pct., 3FG, 3FGA, Pct., FT, FTA, Pct., Reb, Avg, Pts, PPG.

1,338

39. DeMarcus Nelson (6-4 • Guard • Elk Grove, Calif.)

Statistical table for DeMarcus Nelson including Year, GP, MP, FG, FGA, Pct., 3FG, 3FGA, Pct., FT, FTA, Pct., Reb, Avg, Pts, PPG.

1,336



40. Tate Armstrong (6-2 • Guard • Houston, Texas)

Statistical table for Tate Armstrong including Year, GP, MP, FG, FGA, Pct., 3FG, 3FGA, Pct., FT, FTA, Pct., Reb, Avg, Pts, PPG.

1,304

41. Robert Brickley (6-5 • Forward • Fayetteville, N.C.)

Statistical table for Robert Brickley including Year, GP, MP, FG, FGA, Pct., 3FG, 3FGA, Pct., FT, FTA, Pct., Reb, Avg, Pts, PPG.

1,299



42. Jack Marin (6-6 • Forward • Farrell, Pa.)

Statistical table for Jack Marin including Year, GP, MP, FG, FGA, Pct., 3FG, 3FGA, Pct., FT, FTA, Pct., Reb, Avg, Pts, PPG.

1,275

43. Chris Duhon (6-1 • Guard • Slidell, La.)

Statistical table for Chris Duhon including Year, GP, MP, FG, FGA, Pct., 3FG, 3FGA, Pct., FT, FTA, Pct., Reb, Avg, Pts, PPG.


1,268



44. Gerald Henderson (6-4 • Guard/Forward • Merion, Pa.)

Statistical table for Gerald Henderson including Year, GP, MP, FG, FGA, Pct., 3FG, 3FGA, Pct., FT, FTA, Pct., Reb, Avg, Pts, PPG.

1,262



RECORDS



45. Bernie Janicki (6-3 • Guard • Ambridge, Pa.) 1,247

Year	GP	MP	FG	FGA	Pct.	3FG	3FGA	Pct.	FT	FTA	Pct.	Reb	Avg	Pts	PPG
51-52	30	-	185	487	.380	-	-	-	77	126	.611	476	15.9	447	14.9
52-53	26	-	155	411	.377	-	-	-	126	181	.696	272	10.5	436	16.8
53-54	27	-	140	385	.365	-	-	-	84	122	.689	175	6.5	364	13.5
Total	83	-	480	1283	.374	-	-	-	287	429	.669	923	9.9	1247	15.0



56. Chris Collins (6-3 • Guard • Northbrook, Ill.) 1,091

Year	GP	MP	FG	FGA	Pct.	3FG	3FGA	Pct.	FT	FTA	Pct.	Reb	Avg	Pts	PPG
92-93	29	367	56	139	.403	37	85	.435	20	32	.625	33	1.1	169	5.8
93-94	34	1055	110	275	.400	76	202	.376	45	63	.714	68	2.0	341	10.0
94-95	28	450	36	121	.298	17	73	.233	20	26	.769	31	1.1	109	3.9
95-96	29	1002	155	332	.467	79	179	.441	83	115	.722	111	3.8	472	16.3
Totals	120	2874	357	867	.412	209	539	.388	168	236	.712	243	2.0	1091	9.1


46. Greg Paulus (6-1 • Guard • Syracuse, N.Y.) 1,193

Year	GP	MP	FG	FGA	Pct.	3FG	3FGA	Pct.	FT	FTA	Pct.	Reb	Avg	Pts	PPG
05-06	36	1163	72	193	.373	22	70	.314	76	97	.784	101	2.8	242	6.7
06-07	33	1068	130	285	.456	68	151	.450	61	81	.753	73	2.2	389	11.8
07-08	34	943	118	279	.423	83	196	.423	67	81	.827	73	2.1	386	11.4
08-09	36	578	56	150	.373	37	110	.336	27	39	.692	46	1.3	176	4.9
Totals	139	3752	376	907	.415	210	527	.398	231	298	.775	293	2.1	1193	8.6



57. Jay Bilas (6-8 • Forward • Rolling Hills, Calif.) 1,062

Year	GP	MP	FG	FGA	Pct.	3FG	3FGA	Pct.	FT	FTA	Pct.	Reb	Avg	Pts	PPG
82-83	28	645	88	159	.553	0	0	-	69	103	.670	159	5.7	245	8.8
83-84	34	763	95	191	.497	-	-	-	84	130	.646	181	5.3	274	8.1
84-85	31	764	106	177	.599	-	-	-	100	144	.694	186	6.0	312	10.1
85-86	34	692	76	128	.594	-	-	-	79	134	.590	166	4.9	231	6.8
Totals	127	2864	365	655	.557	-	-	-	332	511	.650	692	5.4	1062	8.4



47. Tommy Amaker (6-0 • Guard • Falls Church, Va.) 1,168

Year	GP	MP	FG	FGA	Pct.	3FG	3FGA	Pct.	FT	FTA	Pct.	Reb	Avg	Pts	PPG
83-84	34	1235	103	203	.507	-	-	-	48	57	.842	82	2.4	254	7.5
84-85	31	1047	96	214	.449	-	-	-	61	79	.772	69	2.2	253	8.2
85-86	40	1209	101	225	.449	-	-	-	53	70	.757	80	2.0	255	6.4
86-87	33	1175	156	348	.448	44	103	.427	50	62	.806	77	2.3	406	12.3
Totals	138	4666	456	990	.461	44	103	.427	212	268	.791	308	2.2	1168	8.5



58. Kenny Dennard (6-8 • Forward • King, N.C.) 1,057

Year	GP	MP	FG	FGA	Pct.	3FG	3FGA	Pct.	FT	FTA	Pct.	Reb	Avg	Pts	PPG
77-78	34	988	140	254	.551	-	-	-	51	76	.671	215	6.3	331	9.7
78-79	29	811	81	168	.482	-	-	-	25	46	.543	124	4.2	187	6.4
79-80	24	722	93	169	.550	-	-	-	35	60	.583	126	5.3	221	9.2
80-81	30	993	138	290	.476	-	-	-	42	78	.538	206	6.9	318	10.6
Totals	117	3514	452	881	.513	-	-	-	153	260	.588	671	5.7	1057	9.0

48. Carroll Youngkin (6-6 • Forward • Winston-Salem, N.C.) 1,154

Year	GP	MP	FG	FGA	Pct.	3FG	3FGA	Pct.	FT	FTA	Pct.	Reb	Avg	Pts	PPG
58-59	25	-	136	266	.512	-	-	-	127	212	.600	277	11.1	399	15.9
59-60	28	-	131	246	.533	-	-	-	113	208	.543	278	9.9	375	13.4
60-61	28	-	146	253	.577	-	-	-	88	152	.578	274	9.8	380	13.6
Totals	81	-	413	765	.540	-	-	-	328	572	.573	829	10.2	1154	14.2




59. Rudy D'Emilio (5-11 • Guard • Philadelphia, Pa.) 1,028

Year	GP	MP	FG	FGA	Pct.	3FG	3FGA	Pct.	FT	FTA	Pct.	Reb	Avg	Pts	PPG
51-52	30	-	135	382	.353	-	-	-	65	102	.637	121	4.0	335	11.2
52-53	23	-	120	363	.331	-	-	-	96	138	.696	105	4.6	336	14.6
53-54	27	-	138	380	.363	-	-	-	81	123	.659	104	3.9	357	13.2
Total	80	-	393	1125	.349	-	-	-	242	363	.667	330	4.1	1028	12.9



49. Chris Redding (6-10 • Center • Bethesda, Md.) 1,138

Year	GP	MP	FG	FGA	Pct.	3FG	3FGA	Pct.	FT	FTA	Pct.	Reb	Avg	Pts	PPG
71-72	26	-	124	265	.468	-	-	-	137	172	.779	165	6.3	385	14.7
72-73	26	-	158	296	.534	-	-	-	124	147	.844	167	6.4	440	16.9
73-74	26	-	117	252	.464	-	-	-	82	105	.781	141	5.4	316	12.2
Totals	78	-	399	813	.491	-	-	-	343	424	.802	473	6.1	1141	14.6




60. Ricky Price (6-6 • Forward • Carson, Calif.) 1,026

Year	GP	MP	FG	FGA	Pct.	3FG	3FGA	Pct.	FT	FTA	Pct.	Reb	Avg	Pts	PPG
94-95	27	647	90	190	.474	13	41	.317	27	40	.675	90	3.3	220	8.1
95-96	31	989	164	374	.439	44	112	.393	69	97	.711	107	3.5	441	14.2
96-97	33	706	106	269	.394	32	108	.296	65	98	.663	90	2.7	309	9.4
97-98	21	167	22	62	.355	1	12	.083	11	17	.647	23	1.1	56	2.7
Totals	112	2509	382	895	.427	90	273	.330	172	252	.683	310	2.8	1026	9.2

50. Bob Fleischer (6-8 • Forward • Youngstown, Ohio) 1,139

Year	GP	MP	FG	FGA	Pct.	3FG	3FGA	Pct.	FT	FTA	Pct.	Reb	Avg	Pts	PPG
72-73	26	-	100	190	.526	-	-	-	85	108	.787	221	8.5	285	11.0
73-74	26	-	163	312	.522	-	-	-	81	107	.757	323	12.4	407	15.7
74-75	26	-	178	287	.620	-	-	-	91	118	.771	273	10.5	447	17.2
Totals	78	-	441	789	.559	-	-	-	257	333	.772	817	10.5	1139	14.6



61. Chip Engelland (6-4 • Guard • Pacific Palisades, Calif.) 1,025

Year	GP	MP	FG	FGA	Pct.	3FG	3FGA	Pct.	FT	FTA	Pct.	Reb	Avg	Pts	PPG
79-80	32	363	56	121	.463	-	-	-	15	23	.652	12	0.4	127	4.0
80-81	30	585	83	149	.557	-	-	-	29	34	.853	29	1.0	195	6.5
81-82	27	1008	167	315	.530	-	-	-	77	88	.875	75	2.8	411	15.2
82-83	24	516	105	208	.505	41	74	.554	41	46	.891	32	1.3	292	12.2
Totals	113	2472	411	793	.518	41	74	.554	162	191	.848	148	1.3	1025	9.1



51. Alaa Abdelnaby (6-10 • Center • Bloomfield, N.J.) 1,137

Year	GP	MP	FG	FGA	Pct.	3FG	3FGA	Pct.	FT	FTA	Pct.	Reb	Avg	Pts	PPG
86-87	29	191	47	81	.580	0	0	-	12	23	.522	50	1.7	106	3.7
87-88	34														

RESULTS

Year-by-Year Record	172-173
All-Time Results	174-185
Series Records	186-194
Duke vs. ACC	194
Duke vs. Conferences	195
Duke Dominance	196

Year-by-Year Record

Year	Overall W-L	Conference W-L	Conference Tournament Finish	AP Poll	Coaches Poll	Postseason Results	Head Coach	Captains
1905-06	2-3	---	---	---	---	---	W.W. Cap Card	Thad G. Stem
1906-07	4-2	---	---	---	---	---	W.W. Cap Card	Thad G. Stem
1907-08	2-3	---	---	---	---	---	W.W. Cap Card	Bill Lilly
1908-09	8-1	---	---	---	---	---	W.W. Cap Card	Emsley Armfield
1909-10	4-4	---	---	---	---	---	W.W. Cap Card	Paul Kiker
1910-11	4-3	---	---	---	---	---	W.W. Cap Card	Henry G. "Bull" Hedrick
1911-12	6-1	---	---	---	---	---	W.W. Cap Card	Claude Brinn
1912-13	11-8	---	---	---	---	---	Joseph E. Brinn	Claude Brinn
1913-14	12-9	---	---	---	---	---	Noble L. Clay	Beal Siler
1914-15	10-10	---	---	---	---	---	Noble L. Clay	William A. "Shag" Thorne
1915-16	9-11	---	---	---	---	---	Bob Doak	Linville K. "Hip" Martin
1916-17	20-4	---	---	---	---	---	Chick Doak	Linville K. "Hip" Martin
1917-18	10-5	---	---	---	---	---	Chick Doak	Earl Long
1918-19	6-5	---	---	---	---	---	Henry P. Cole	Henry P. Cole (player-coach)
1919-20	10-4	---	---	---	---	---	Walter J. Rothensies	Loyd B. Hathaway
1920-21	9-6	---	---	---	---	---	Floyd Egan	Loyd B. Hathaway
1921-22	6-12	---	---	---	---	---	James Baldwin	Oscar L. Richardson
1922-23	15-7	---	---	---	---	---	Jesse S. Burbage	James Simpson
1923-24	19-6	---	---	---	---	---	Jesse S. Burbage	Everett Spikes
1924-25	4-9	---	---	---	---	---	George Buchheit	Ed Bullock
1925-26	8-12	---	---	---	---	---	George Buchheit	Pete Moss
1926-27	4-10	---	---	---	---	---	George Buchheit	Marshall Butler
1927-28	9-5	---	---	---	---	---	George Buchheit	Doug Kelley
1928-29	12-8	5-4	Finalist	---	---	---	Eddie Cameron	Coke Candler
1929-30	18-2	9-1	Finalist	---	---	---	Eddie Cameron	Bo Farley, Harry Councilor
1930-31	14-7	5-4	Round of Eight	---	---	---	Eddie Cameron	Joe Croson, George Rogers
1931-32	14-11	6-5	Semifinalist	---	---	---	Eddie Cameron	John Shaw
1932-33	17-5	7-3	Finalist	---	---	---	Eddie Cameron	Appointed each game
1933-34	18-6	9-4	Finalist	---	---	---	Eddie Cameron	James Thompson, Herb Thompson, Phil Weaver
1934-35	18-8	10-4	Semifinalist	---	---	---	Eddie Cameron	Sam Bell
1935-36	20-6	4-5	Quarterfinalist	---	---	---	Eddie Cameron	Charles Kunkle
1936-37	15-8	11-6	Quarterfinalist	---	---	---	Eddie Cameron	Ken Podger
1937-38	15-9	9-5	Champion	---	---	---	Eddie Cameron	Fred Edwards, John Hoffman
1938-39	10-12	8-8	Quarterfinalist	---	---	---	Eddie Cameron	Ed Swindell, Bob O'Mara
1939-40	19-7	13-2	Finalist	---	---	---	Eddie Cameron	Bill Parsons
1940-41	14-8	8-4	Champion	---	---	---	Eddie Cameron	Tom Connelly, Glen Price
1941-42	22-2	15-1	Champion	---	---	---	Eddie Cameron	Ray Spuhler
1942-43	20-6	12-1	Finalist	---	---	---	Gerry Gerard	
1943-44	13-13	4-2	Champion	---	---	---	Gerry Gerard	
1944-45	13-9	6-1	Finalist	---	---	---	Gerry Gerard	
1945-46	21-6	12-2	Champion	---	---	---	Gerry Gerard	Ed Koffenberger
1946-47	19-8	10-4	Quarterfinalist	---	---	---	Gerry Gerard	Ed Koffenberger, John Seward
1947-48	17-12	8-6	Finalist	---	---	---	Gerry Gerard	Doug Ausbon
1948-49	13-9	5-7	---	---	---	---	Gerry Gerard	Ben Collins, Dick Gordon
1949-50	15-15	9-7	Finalist	---	---	---	Gerry Gerard	Corren Youmans, Tommy Hughes
1950-51	20-13	13-6	Finalist	---	---	---	Harold Bradley	Scott York
1951-52	24-6	13-3	Finalist	12th	---	---	Harold Bradley	Dick Groat
1952-53	17-8	12-4	Quarterfinalist	---	---	---	Harold Bradley	Bernie Janicki, Rudy D'Emilio, Rudy Lacy
1953-54	21-6	9-1 (1st)	Semifinalist	15th	20th	---	Harold Bradley	Bernie Janicki, Rudy D'Emilio
1954-55	20-8	11-3 (2nd)	Finalist	---	---	NCAA First Rd.	Harold Bradley	Joe Belmont, Ronnie Mayer
1955-56	19-7	10-4 (T3rd)	Semifinalist	17th	18th	---	Harold Bradley	Joe Belmont
1956-57	13-11	8-6 (3rd)	Quarterfinalist	---	---	---	Harold Bradley	
1957-58	18-7	11-3 (1st)	Semifinalist	10th	13th	---	Harold Bradley	Bobby Joe Harris, Jim Newcome
1958-59	13-12	7-7 (T3rd)	Semifinalist	---	---	---	Harold Bradley	Jerry Robertson, Marty Joyce
1959-60	17-11	7-7 (4th)	Champion	18th	15th	NCAA Elite Eight	Vic Bubas	Howard Hurt
1960-61	22-6	10-4 (3rd)	Finalist	10th	9th	---	Vic Bubas	Howard Hurt
1961-62	20-5	11-3 (2nd)	Semifinalist	10th	13th	---	Vic Bubas	Buzz Mewhort, Art Heyman
1962-63	27-3	14-0 (1st)	Champion	2nd	2nd	NCAA Third Place	Vic Bubas	Art Heyman
1963-64	26-5	13-1 (1st)	Champion	3rd	4th	NCAA Finalist	Vic Bubas	Jeff Mullins
1964-65	20-5	11-3 (1st)	Finalist	10th	9th	---	Vic Bubas	Denny Ferguson
1965-66	26-4	12-2 (1st)	Champion	2nd	2nd	NCAA Third Place	Vic Bubas	Steve Vacendak
1966-67	18-9	9-3 (2nd)	Finalist	---	19th	NIT	Vic Bubas	Bob Verga
1967-68	22-6	11-3 (2nd)	Semifinalist	10th	11th	NIT	Vic Bubas	Mike Lewis
1968-69	15-13	8-6 (T3rd)	Finalist	---	---	---	Vic Bubas	Dave Golden, Steve Vandenberg

Year	Overall W-L	ACC W-L	ACC Tournament Finish	AP Poll	Coaches Poll	Postseason Results	Head Coach	Captains
1969-70	17-9	8-6 (4th)	Quarterfinalist	---	---	NIT	Bucky Waters	Larry Saunders
1970-71	20-10	9-5 (3rd)	Quarterfinalist	---	---	NIT Fourth Place	Bucky Waters	Larry Saunders
1971-72	14-12	6-6 (T4th)	Semifinalist	---	---	---	Bucky Waters	Pat Doughty, Gary Melchionni, Alan Shaw
1972-73	12-14	4-8 (T4th)	Quarterfinalist	---	---	---	Bucky Waters	Gary Melchionni, Alan Shaw
1973-74	10-16	2-10 (7th)	Quarterfinalist	---	---	---	Neill McGeachy	Kevin Billerman
1974-75	13-13	2-10 (T6th)	Quarterfinalist	---	---	---	Bill Foster	Kevin Billerman, Bob Fleischer
1975-76	13-14	3-9 (7th)	Quarterfinalist	---	---	---	Bill Foster	Terry Chili, Willie Hodge
1976-77	14-13	2-10 (T6th)	Quarterfinalist	---	---	---	Bill Foster	Tate Armstrong, Mark Crow
1977-78	27-7	8-4 (2nd)	Champion	7th	9th	NCAA Finalist	Bill Foster	Jim Spanarkel
1978-79	22-8	9-3 (T1st)	Finalist	11th	7th	NCAA Second Rd.	Bill Foster	Jim Spanarkel
1979-80	24-9	7-7 (T5th)	Champion	14th	16th	NCAA Elite Eight	Bill Foster	Bob Bender, Mike Gminski
1980-81	17-13	6-8 (T5th)	Quarterfinalist	---	---	NIT	Mike Krzyzewski	Gene Banks, Kenny Dennard
1981-82	10-17	4-10 (T6th)	Quarterfinalist	---	---	---	Mike Krzyzewski	Vince Taylor
1982-83	11-17	3-11 (7th)	Quarterfinalist	---	---	---	Mike Krzyzewski	Tom Emma, Chip Engelland
1983-84	24-10	7-7 (T3rd)	Finalist	14th	14th	NCAA Second Rd.	Mike Krzyzewski	Richard Ford, Doug McNeely
1984-85	23-8	8-6 (T4th)	Semifinalist	10th	12th	NCAA Second Rd.	Mike Krzyzewski	Jay Bryan, Dan Meagher
1985-86	37-3	12-2 (1st)	Champion	1st	1st	NCAA Finalist	Mike Krzyzewski	Johnny Dawkins, David Henderson
1986-87	24-9	9-5 (3rd)	Quarterfinalist	17th	---	NCAA Sweet 16	Mike Krzyzewski	Tommy Amaker
1987-88	28-7	9-5 (3rd)	Champion	5th	5th	NCAA Semifinalist	Mike Krzyzewski	Billy King, Kevin Strickland
1988-89	28-8	9-5 (T2nd)	Finalist	9th	7th	NCAA Semifinalist	Mike Krzyzewski	Danny Ferry, Quin Snyder
1989-90	29-9	9-5 (2nd)	Quarterfinalist	15th	14th	NCAA Finalist	Mike Krzyzewski	Robert Brickey
1990-91	32-7	11-3 (1st)	Finalist	6th	6th	NCAA Champion	Mike Krzyzewski	Clay Buckley, Greg Koubek
1991-92	34-2	14-2 (1st)	Champion	1st	1st	NCAA Champion	Mike Krzyzewski	Brian Davis, Christian Laettner
1992-93	24-8	10-6 (T3rd)	Quarterfinalist	10th	10th	NCAA Second Rd.	Mike Krzyzewski	Thomas Hill, Bobby Hurley
1993-94	28-6	12-4 (1st)	Semifinalist	6th	6th	NCAA Finalist	Mike Krzyzewski	Marty Clark, Grant Hill, Antonio Lang
1994-95	13-18	2-14 (9th)	Quarterfinalist	---	---	---	Mike Krzyzewski, Pete Gaudet*	Kenny Blakeney, Erik Meek, Cherokee Parks
1995-96	18-13	8-8 (T4th)	Quarterfinalist	---	---	NCAA First Rd.	Mike Krzyzewski	Jeff Capel, Chris Collins
1996-97	24-9	12-4 (1st)	Quarterfinalist	8th	8th	NCAA Second Rd.	Mike Krzyzewski	Jeff Capel, Greg Newton, Carmen Wallace
1997-98	32-4	15-1 (1st)	Finalist	3rd	5th	NCAA Elite Eight	Mike Krzyzewski	Trajan Langdon, Roshown McLeod, Steve Wojciechowski
1998-99	37-2	16-0 (1st)	Champion	1st	2nd	NCAA Finalist	Mike Krzyzewski	Trajan Langdon
1999-00	29-5	15-1 (1st)	Champion	1st	4th	NCAA Sweet 16	Mike Krzyzewski	Shane Battier, Chris Carrawell, Nate James
2000-01	35-4	13-3 (T1st)	Champion	1st	1st	NCAA Champion	Mike Krzyzewski	Shane Battier, Nate James, J.D. Simpson
2001-02	31-4	13-3 (2nd)	Champion	1st	1st	NCAA Sweet 16	Mike Krzyzewski	Carlos Boozer, Mike Dunleavy, Jason Williams
2002-03	26-7	11-5 (T2nd)	Champion	7th	9th	NCAA Sweet 16	Mike Krzyzewski	Chris Duhon, Nick Horvath, Dahntay Jones
2003-04	31-6	13-3 (1st)	Finalist	6th	2nd	NCAA Semifinalist	Mike Krzyzewski	Chris Duhon, Daniel Ewing, Nick Horvath
2004-05	27-6	11-5 (3rd)	Champion	3rd	7th	NCAA Sweet 16	Mike Krzyzewski	Daniel Ewing, Reggie Love, J.J. Redick
2005-06	32-4	14-2 (1st)	Champion	1st	7th	NCAA Sweet 16	Mike Krzyzewski	Sean Dockery, Lee Melchionni, J.J. Redick, Shelden Williams
2006-07	22-11	8-8 (T6th)	First Rd.	--	--	NCAA First Rd.	Mike Krzyzewski	Josh McRoberts, DeMarcus Nelson, Greg Paulus
2007-08	28-6	13-3 (2nd)	Semifinalist	9th	16th	NCAA Second Rd.	Mike Krzyzewski	DeMarcus Nelson
2008-09	30-7	11-5 (T2nd)	Champion	6th	11th	NCAA Sweet 16	Mike Krzyzewski	Gerald Henderson, Greg Paulus, Jon Scheyer
2009-10	35-5	13-3 (T1st)	Champion	3rd	1st	NCAA Champion	Mike Krzyzewski	Jon Scheyer, Lance Thomas
2010-11	32-5	13-3 (2nd)	Champion	3rd	7th	NCAA Sweet 16	Mike Krzyzewski	Kyle Singler, Nolan Smith
2011-12	27-7	13-3 (2nd)	Semifinalist	8th	14th	NCAA Second Round	Mike Krzyzewski	Ryan Kelly, Miles Plumlee
2012-13	30-6	14-4 (2nd)	Quarterfinalist	6th	5th	NCAA Elite Eight	Mike Krzyzewski	Seth Curry, Ryan Kelly, Mason Plumlee
2013-14	26-9	13-5 (3rd)	Finalist	8th	16th	NCAA Second Rd.	Mike Krzyzewski	Tyler Thornton, Josh Hairston, Rodney Hood
2014-15	35-4	15-3 (2nd)	Semifinalist	4th	1st	NCAA Champion	Mike Krzyzewski	Quinn Cook, Amile Jefferson
2015-16	25-11	11-7 (T5th)	Quarterfinalist	19th	18th	NCAA Sweet 16	Mike Krzyzewski	Amile Jefferson, Matt Jones, Marshall Plumlee

* - Mike Krzyzewski coached the first 12 games before leaving the team after back surgery and exhaustion. Pete Gaudet coached the final 19 games as interim head coach. Coaching records reflect this situation. Duke moved from the Southern Conference to the Atlantic Coast Conference prior to the 1953-54 season.

All-Time Results

1905-06

Record: 2-3

Head Coach: W.W. "Cap" Card

Table with 4 columns: Year, Opponent, H, L. Rows: M 2 Wake Forest, M 16 Wake Forest, Trinity Park, Trinity Park, Trinity Park.

1906-07

Record: 4-2

Head Coach: W.W. "Cap" Card

Table with 4 columns: Year, Opponent, H, L. Rows: Trinity Park, Wake Forest, Littleton HS, Trinity Park, Guilford, Wake Forest.

1907-08

Record: 2-3

Head Coach: W.W. "Cap" Card

Table with 4 columns: Year, Opponent, H, L. Rows: Littleton HS, Wake Forest, Wake Forest, Littleton HS, Portsmouth YMCA.

1908-09

Record: 8-1

Head Coach: W.W. "Cap" Card

Table with 4 columns: Year, Opponent, H, L. Rows: Trinity Park, Winston YMCA, Charlotte YMCA, Winston YMCA, Wake Forest, Wake Forest, Davidson, Durham YMCA, Durham YMCA.

1909-10

Record: 4-4

Head Coach: W.W. "Cap" Card

Table with 4 columns: Year, Opponent, H, L. Rows: Guilford, Charlotte, Charlotte, Statesville, Furman, Wake Forest, Columbus YMCA, Portsmouth YMCA.

1910-11

Record: 4-3

Head Coach: W.W. "Cap" Card

Table with 4 columns: Year, Opponent, H, L. Rows: Charlotte YMCA, Charlotte YMCA, Charlotte, Charlotte, Tennessee, VMI, Virginia.

1911-12

Record: 6-1

Head Coach: W.W. "Cap" Card

Table with 4 columns: Year, Opponent, H, L. Rows: D 13 Elon, J 11 William & Mary, F 1 Guilford, F 9 N.C. State, F 16 Virginia Tech, F 21 Virginia Christian, F 24 N.C. State.

1912-13

Record: 11-8

Head Coach: J.E. Brinn

Table with 4 columns: Year, Opponent, H, L. Rows: Durham YMCA, Asheville YMCA, Asheville YMCA, Wofford, Charlotte YMCA, Charlotte YMCA, Durham YMCA, Elon, Washington & Lee, VMI, Virginia, Georgetown, Catholic, Emory & Henry, N.C. State, Wake Forest, Wake Forest, Virginia Tech, N.C. State.

1913-14

Record: 12-9

Head Coach: Noble L. Clay

Table with 4 columns: Year, Opponent, H, L. Rows: D 15 Elon, Asheville YMCA, Asheville YMCA, Wofford, Charlotte YMCA, Charlotte YMCA, Durham YMCA, South Carolina, Charlotte YMCA, Roanoke, Durham YMCA, F 10 Virginia, F 11 Raleigh YMCA, F 12 Wake Forest, F 13 Greensboro YMCA, F 14 Guilford, N.C. State, Guilford, Wake Forest, N.C. State.

1914-15

Record: 10-10

Head Coach: Noble L. Clay

Table with 4 columns: Year, Opponent, H, L. Rows: VMI, Roanoke, Guilford, Virginia, N.C. State, Guilford, Elon, Elon, Virginia, Washington & Lee, Durham YMCA, Durham YMCA, Virginia Tech, Statesville AC, Charleston YMCA, Charleston YMCA, Wake Forest, Carson-Newman, Wake Forest, N.C. State.

1915-16

Record: 9-11

Head Coach: Bob Doak

Table with 4 columns: Year, Opponent, H, L. Rows: D 10 Durham YMCA, D 17 Davidson, D 18 Charlotte YMCA, D 19 Asheville YMCA, D 20 Asheville YMCA, D 21 Statesville, J 13 Statesville, J 20 Elon, Wake Forest, F 8 Cardinal A.C., F 9 Washington & Lee, F 10 VMI, F 11 Virginia, F 15 Davidson, F 19 Elon, F 23 N.C. State, F 25 Wake Forest, F 26 N.C. State, F 29 Guilford.

One game missing (11-0 record)

1916-17

Record: 20-4

Head Coach: Chick Doak

Table with 4 columns: Year, Opponent, H, L. Rows: Durham YMCA, Durham YMCA, Statesville AC, Charlotte YMCA, Charlotte YMCA, Asheville YMCA, Asheville YMCA, High Point AC, Church Hill AC, Elon, Wake Forest, Elon, Stetson, Davidson, N.C. State, Washington & Lee, VMI, Staunton Military, Virginia, Georgetown, Catholic, N.C. State, VMI, N.C. State (forfeit).

1917-18

Record: 10-5

Head Coach: Chick Doak

Table with 4 columns: Year, Opponent, H, L. Rows: N.C. State, Guilford, Emory & Henry, N.C. State, VMI, Washington & Lee, Staunton Military, Virginia, Elon, Guilford, Elon, Davidson, N.C. State.

Two games missing (11-1 record)

1918-19

Record: 6-5

Head Coach: H.P. Cole

Table with 4 columns: Year, Opponent, H, L. Rows: J 17 Durham YMCA, J 24 Wake Forest, F 4 N.C. State, F 6 Guilford, F 11 N.C. State, F 14 Elon, F 15 Guilford, F 18 Davidson, F 24 Virginia, F 25 Washington & Lee, F 26 VMI.

1919-20

Record: 10-4

Head Coach: W.J. Rothenpies

Table with 4 columns: Year, Opponent, H, L. Rows: J 13 South Carolina, Durham YMCA, Durham YMCA, Guilford, Guilford, N.C. State, Elon, J 24 North Carolina, Virginia, M 1 North Carolina, N.C. State.

Three games missing (11-2 record)

1920-21

Record: 9-6

Head Coach: Floyd Egan

Table with 4 columns: Year, Opponent, H, L. Rows: Guilford, J 13 South Carolina, N.C. State, J 26 North Carolina, Florida State, Washington & Lee, F 8 Florida, Wake Forest, VMI, F 21 Virginia, Virginia Tech, F 23 North Carolina, F 25 Virginia, M 5 North Carolina, N.C. State.

NI - Raleigh Auditorium, Raleigh, N.C.

1921-22

Record: 6-12

Head Coach: James Baldwin

Table with 4 columns: Year, Opponent, H, L. Rows: J 13 South Carolina, J 21 N.C. State, J 25 Wake Forest, J 31 Wake Forest, F 4 North Carolina, F 6 Elon, F 7 Davidson, F 9 Guilford, F 13 Davidson, F 14 Georgia, F 15 Georgia Tech, F 16 Atlanta AC, F 18 Alabama, F 20 Florida, Durham YMCA, M N.C. State, Durham YMCA, M 7 North Carolina.

1922-23

Record: 15-7

Head Coach: J.S. Burbage

Table with 4 columns: Year, Opponent, H, L. Rows: Camp Bragg, Winston YMCA, Durham YMCA, Camp Bragg, Statesville, Lynchburg Elks, Durham YMCA, Newberry, Lenoir, Wake Forest, F 3 North Carolina, Davidson, Lynchburg, Virginia, Richmond, Virginia Tech, F 17 North Carolina, Virginia, N.C. State, Wake Forest, Guilford, N.C. State.

1923-24

Record: 19-6
Head Coach: J.S. Burbage

D 15	Fort Bragg	W	60-23
	Norfolk YPC	W	31-28
	Richmond Blues	W	36-33
	Mercer	W	29-25
	Durham Elks	W	43-36
	Guilford	W	30-17
	Fort Bragg	W	58-10
	Richmond Blues	W	38-32
J 25	Wake Forest	H W	26-22
	N.C. State	H W	35-23
J 31	North Carolina	A L	20-31
	Statesville AC	W	40-28
	Davidson	W	40-30
	Furman	W	32-29
	South Carolina	L	19-36
	Mercer	L	18-31
	Sanford	A W	38-16
	Alabama	A L	25-45
	Birmingham AC	A L	32-35
	South Carolina	W	43-24
F 19	North Carolina	H L	20-23
	Wake Forest	W	26-24
	N.C. State	W	32-15
	Elon	W	33-24
	Elon	W	34-19

1924-25

Record: 4-9
Head Coach: George Buchheit

J 9	Davidson	A L	25-27
	Davidson	A L	22-39
J 12	Guilford	H W	34-22
J 17	N.C. State	A L	22-29
J 24	North Carolina	H L	21-25
J 31	Wake Forest	A L	18-43
	Davidson	H L	18-22
F 5	William & Mary	A L	15-23
F 7	Richmond	A L	25-35
F 11	William & Mary	H W	21-16
F 14	North Carolina	A L	18-34
	Durham Elks	H W	48-38
F 24	Wake Forest	H W	28-25

1925-26

Record: 8-12
Head Coach: George Buchheit

	Durham YMCA	L	24-30
	Alumni	W	44-29
	Durham YMCA	W	34-31
J 8	Davidson	L	31-32
	Furman	W	28-18
	South Carolina	W	36-22
J 14	Clemson	W	46-12
	Wake Forest	L	24-27
	N.C. State	L	27-28
J 23	North Carolina	L	22-38
J 30	N.C. State	L	24-32
F 1	Guilford	L	30-35
	Lynchburg	W	36-31
	Wake Forest	L	18-33
	Lynchburg	W	29-27
	George Washington	L	32-42
	Maryland	L	20-40
	Richmond	L	30-42
F 20	North Carolina	L	21-44
	Davidson	W	32-30

1926-27

Record: 4-10
Head Coach: George Buchheit

	N.C. State	L	22-36
	Wake Forest	L	14-41
J 31	North Carolina	H L	33-40
	Davidson	W	39-24
	Virginia Tech	W	31-18
	Virginia	H L	24-34
	Virginia	A W	36-26
	Washington & Lee	L	20-31
	VMI	W	22-19
	N.C. State	L	23-29
	Wake Forest	L	27-36

F 22	North Carolina	L	21-35
	Davidson	L	42-49
	Durham YMCA	L	27-34

1927-28

Record: 9-5
Head Coach: George Buchheit

J 11	Davidson	W	46-27
J 12	South Carolina	W	39-32
	N.C. State	W	32-29
	Georgia	W	49-44
	Wake Forest	W	45-17
F 4	North Carolina	A L	14-27
F 7	Virginia Tech	A W	34-31
F 8	Washington & Lee	A W	53-41
F 11	North Carolina	H L	23-32
F 14	Wake Forest	W	37-34
	Virginia	L	34-44
	Georgetown	L	40-55
F 20	N.C. State	L	27-37
F 22	Davidson	W	51-33

1928-29

Record: 12-8
Head Coach: Eddie Cameron

	Georgetown	L	33-48
	Navy	L	38-49
	Virginia	L	23-35
	Wake Forest	W	43-34
	South Carolina	W	45-35
	N.C. State	L	26-40
	Virginia Tech	W	44-27
F 2	North Carolina	H W	36-20
	Mercer	W	47-43
	Georgia	L	22-24
	South Carolina	W	44-39
	Davidson	L	40-47
	N.C. State	W	32-22
	Wake Forest	W	35-21
F 16	North Carolina	A L	24-27
	Davidson	W	33-25

M 1	Alabama	NI	W 38-32
M 2	North Carolina	NI	W 34-17
M 4	Georgia	NI	W 43-37
M 5	N.C. State	NI	L 35-43

NI - Southern Conference Tournament, Atlanta, Ga.

1929-30

Record: 18-2
Head Coach: Eddie Cameron

	Virginia	A W	65-32
J 9	Maryland	A W	28-27
	Navy	A W	47-29
	Washington & Lee	H L	29-33
	Wake Forest	W	49-22
	N.C. State	W	35-31
F 1	North Carolina	A W	35-14
	Wake Forest	W	37-30
	N.C. State	W	33-26
	Davidson	W	33-30
	South Carolina	W	33-26
	Loyola, Chicago	H W	30-27
F 15	North Carolina	H W	37-36
	Washington & Lee	W	30-29
F 20	Maryland	W	39-26
	Davidson	W	45-21
F 28	Louisiana State	NI	W 43-34
M 1	Georgia Tech	NI	W 44-35
M 3	Kentucky	NI	W 37-32
M 4	Alabama	NI	L 24-31

NI - Southern Conference Tournament, Atlanta, Ga.

1930-31

Record: 14-7
Head Coach: Eddie Cameron

	Villanova	L	21-22
	Randolph-Macon	W	48-18
	Wake Forest	W	44-27
	Wofford	W	43-24
	South Carolina	W	44-16
J 15	Maryland	L	24-32
	Temple	L	27-44
	Navy	W	41-27
	N.C. State	L	19-24

J 31	North Carolina	H W	30-18
	Davidson	W	27-18
	Virginia	W	43-31
	N.C. State	L	23-26
	Vanderbilt	W	50-44
	Tennessee	L	25-36
F 14	North Carolina	A W	34-23
	Wake Forest	W	25-22
	Davidson	W	31-17
	Sewanee	W	65-22
F 27	Clemson	NI	W 31-27
F 28	Kentucky	NI	L 30-35

NI - Southern Conference Tournament, Atlanta, Ga.

1931-32

Record: 14-11
Head Coach: Eddie Cameron

D 17	Baltimore	A L	24-30
D 18	Georgetown	A L	26-36
D 19	Catholic	A W	41-29
J 8	Wake Forest	H W	23-16
J 9	William & Mary	H W	28-20
J 13	Army	A L	23-25
J 14	Crescent AC	A L	31-44
J 15	Navy	A L	25-36
J 23	N.C. State	H W	28-18
J 29	Davidson	H W	21-6
J 30	North Carolina	A L	20-37
F 1	Davidson	A W	33-20
F 4	Washington & Lee	A W	30-27
F 5	VMI	A W	41-26
F 6	Kentucky	A L	30-37
F 8	Tennessee	A L	31-32
F 11	Wake Forest	H W	32-25
F 13	North Carolina	H W	24-18
F 16	N.C. State	A W	25-21
F 18	Washington & Lee	H L	12-21
F 19	VMI	H W	45-25
F 20	Maryland	H L	18-20
F 26	Vanderbilt	NI	W 44-32
F 27	Florida	NI	W 33-22
F 29	Georgia	NI	L 32-43

NI - Southern Conference Tournament, Atlanta, Ga.

1932-33

Record: 17-5
Head Coach: Eddie Cameron

D 15	Baltimore	A W	38-34
D 16	Georgetown	A W	35-30
D 17	George Washington	A W	35-34
J 6	Furman	H W	31-28
J 9	Davidson	A W	58-14
J 10	Wake Forest	H W	33-24
J 12	Maryland	A L	28-30
J 14	Navy	A L	22-44
J 17	Wake Forest	A W	34-16
J 21	N.C. State	A W	36-29
J 28	VMI	H W	41-20
J 31	North Carolina	H W	36-32
F 2	Washington & Lee	A W	49-25
F 3	VMI	A W	31-15
F 4	Virginia Tech	A W	31-25
F 7	Davidson	H W	44-28
F 11	North Carolina	A W	31-24
F 14	N.C. State	H L	28-40
F 18	South Carolina	A L	23-46
F 24	Virginia	NI	W 38-24
F 25	Washington & Lee	NI	W 41-32
F 27	South Carolina	NI	L 21-33

NI - Southern Conference Tournament, Raleigh, N.C.

1933-34

Record: 18-6
Head Coach: Eddie Cameron

D 14	Catholic	A L	31-33
D 15	Baltimore	A W	33-25
J 4	Clemson	H W	36-23
J 6	Wake Forest	H W	38-29
J 8	Davidson	A W	40-35
J 10	Army	A W	27-25
J 11	Maryland	A L	33-37
J 13	Navy	A W	29-23
J 17	N.C. State	A W	33-29
J 18	VMI	H W	41-20

J 20	Virginia	H W	26-17
J 30	Washington & Lee	H W	41-37
F 3	North Carolina	A L	21-25
F 5	Washington & Lee	A W	41-27
F 6	VMI	A W	45-32
F 7	Virginia Tech	A W	45-15
F 10	Wake Forest	A W	37-21
F 12	Davidson	H W	57-26
F 16	North Carolina	H L	25-30
F 20	South Carolina	H L	23-28
F 24	N.C. State	H W	41-34
M 1	VMI	NI	W 35-14
M 2	North Carolina	NI	W 21-18
M 3	Washington & Lee	NI	L 29-30

NI - Southern Conference Tournament, Raleigh, N.C.

1934-35

Record: 18-8
Head Coach: Eddie Cameron

D 17	South Carolina	A L	23-24
D 18	Florida	A W	55-27
D 19	Florida	A L	21-40
J 2	Davidson	NI	W 39-35
J 4	Wofford	H W	40-33
J 7	Wake Forest	H W	47-30
J 9	Army	A W	34-16
J 11	Maryland	A W	48-39
J 14	Virginia	H W	30-20
J 15	N.C. State	A L	25-28
J 18	Catholic	H L	25-31
J 26	Virginia Tech	H W	32-25
F 1	VMI	H L	27-32
F 2	Washington & Lee	H W	31-27
F 5	North Carolina	H W	33-27
F 7	Virginia Tech	A W	27-19
F 8	Washington & Lee	A W	33-30
F 9	VMI	A W	28-27
F 12	Davidson	H W	35-34
F 16	North Carolina	A L	20-24
F 18	Wake Forest	A W	37-21
F 21	South Carolina	H W	37-34
F 23	N.C. State	H W	35-28
F 28	Virginia	N2 W	39-32
M 1	Washington & Lee	N2 L	27-31
M 6	Navy	A L	38-44

N1 - Winston-Salem, N.C.
N2 - Southern Conference Tournament, Raleigh, N.C.

1935-36

Record: 20-6
Head Coach: Eddie Cameron

D 9	Durham YMCA	A W	57-23
D 10	High Point	A W	50-22
D 12	Catham Mills	A W	73-27
D 18	Catholic	A W	39-36
D 19	Baltimore	A W	49-29
J 2	Elon	H W	58-42
J 3	Yale	H W	52-17
J 6	Wofford	H W	36-28
J 8	Davidson	A W	46-24
J 10	Wake Forest	H W	37-19
J 11	Virginia	H W	45-29
J 14	Princeton	A W	40-26
J 15	Army	A W	31-29
J 25	N.C. State	A L	33-36
J 30	Virginia Tech	H W	40-20
F 1	Maryland	A L	34-38
F 6	North Carolina	A W	36-34
F 10	Virginia	A W	44-28
F 11	Richmond	A W	31-27
F 13	Davidson	H W	36-33
F 14	Florida	H W	42-31
F 18	Wake Forest	A W	42-27
F 21	North Carolina	H L	28-30
F 25	N.C. State	H L	29-32
F 26	Washington & Lee	A L	27-43
M 5	Maryland	NI	L 35-47

NI - Southern Conference Tournament, Raleigh, N.C.

1936-37

Record: 15-8

Head Coach: Eddie Cameron

D 11	Richmond	A	W	38-35
D 12	Randolph-Macon	A	W	40-25
D 16	Clemson	A	W	33-25
D 17	South Carolina	A	W	45-35
	Wake Forest	H	W	30-28
J 6	Davidson	A	W	40-34
J 7	South Carolina	H	W	52-24
J 8	Navy	A	W	33-29
J 12	Mississippi State	H	L	29-33
J 16	Maryland	A	W	34-31
	Catholic	H	W	52-31
J 23	N.C. State	A	L	27-30
J 30	Maryland	H	W	34-30
F 2	Davidson	H	W	32-27
F 3	Army	A	W	31-28
F 6	Wake Forest	A	L	30-34
F 8	Washington & Lee	H	W	37-35
F 12	North Carolina	A	L	35-41
F 16	Washington & Lee	A	L	31-37
F 17	VMI	A	L	31-32
F 20	N.C. State	H	W	36-33
F 25	North Carolina	H	L	32-37
M 4	North Carolina	NI	L	30-34

NI - Southern Conference Tournament, Raleigh, N.C.

1937-38

Record: 15-9

Head Coach: Eddie Cameron

▶Southern Conference Champions

D 13	High Point	A	W	36-33
D 15	South Carolina	A	L	26-32
D 16	Florida	A	W	33-25
D 17	Florida	A	W	37-33
J 3	Mississippi State	H	L	23-25
J 5	Davidson	A	L	22-40
J 7	Wake Forest	H	W	38-33
J 8	Navy	A	L	30-43
J 11	Richmond	H	W	32-24
J 12	South Carolina	H	W	42-34
J 15	Maryland	A	L	35-40
J 30	Maryland	H	W	44-34
F 2	N.C. State	A	W	40-28
F 4	St. John's	A	L	28-44
F 5	Army	A	L	20-40
F 8	Davidson	H	W	52-28
F 12	North Carolina	A	L	24-34
F 14	Washington & Lee	A	W	48-39
F 19	N.C. State	H	L	45-49
F 21	Wake Forest	A	W	41-40
F 25	North Carolina	H	W	39-33
M 3	N.C. State	NI	W	44-33
M 4	Maryland	NI	W	35-32
M 5	Clemson	NI	W	40-30

NI - Southern Conference Tournament, Raleigh, N.C.

1938-39

Record: 10-12

Head Coach: Eddie Cameron

D 14	The Citadel	H	W	49-37
D 17	Pittsburgh	H	L	37-51
J 4	Princeton	H	W	46-33
J 5	Davidson	A	L	39-41
J 7	Wake Forest	A	W	52-41
J 9	Washington & Lee	H	L	41-46
J 10	Clemson	H	W	39-33
J 13	Maryland	A	L	34-37
J 14	Navy	A	W	44-37
J 17	Virginia Tech	H	W	47-35
J 31	N.C. State	H	W	43-37
F 2	Maryland	H	L	44-60
F 4	Army	A	L	27-37
F 6	Brown	A	L	33-41
F 8	Davidson	H	L	40-42
F 10	North Carolina	A	L	32-37
F 13	Clemson	A	L	36-38
F 16	Washington & Lee	A	L	35-36
F 18	Wake Forest	H	W	59-34
F 20	N.C. State	A	W	29-26
F 24	North Carolina	H	W	41-38
M 1	N.C. State	NI	L	39-40

NI - Southern Conference Tournament, Raleigh, N.C.

1939-40

Record: 19-7

Head Coach: Eddie Cameron

D 16	Hampden-Sydney	A	W	59-28
D 19	Oklahoma A&M	A	L	41-51
D 20	Washington, Md.	A	W	43-40
D 21	Baltimore	A	L	29-40
J 4	Davidson	A	W	51-28
J 6	Princeton	H	W	36-27
J 9	Maryland	A	L	30-32
J 10	Navy	A	W	40-27
J 13	VMI	A	W	28-25
J 16	The Citadel	H	W	51-40
J 20	Clemson	H	W	54-49
J 27	Wake Forest	H	W	50-44
J 30	Maryland	H	W	48-27
F 1	N.C. State	A	W	57-27
F 3	Pennsylvania	A	L	35-49
F 6	Davidson	H	W	47-30
F 10	North Carolina	A	W	50-44
F 12	Clemson	H	W	39-37
F 13	Georgia Tech	A	L	35-41
F 15	Wake Forest	A	W	44-35
F 7	Washington & Lee	H	W	28-27
F 19	N.C. State	H	W	46-37
F 22	North Carolina	H	L	27-31
F 29	The Citadel	NI	W	40-35
M 1	Maryland	NI	W	44-32
M 2	North Carolina	NI	L	23-39

NI - Southern Conference Tournament, Raleigh, N.C.

1940-41

Record: 14-8

Head Coach: Eddie Cameron

▶Southern Conference Champions

D 17	Lincoln Memorial	H	L	39-43
D 20	Catholic	A	W	48-33
D 21	George Washington	A	L	38-48
J 4	Lehigh	H	W	66-30
J 6	Davidson	A	W	57-33
J 8	Wake Forest	H	L	35-38
J 11	Maryland	A	W	40-26
J 16	George Washington	H	W	44-37
J 18	Clemson	H	W	45-42
J 30	N.C. State	H	L	38-39
F 1	Maryland	H	W	43-17
F 3	Pittsburgh	H	L	32-46
F 7	North Carolina	A	L	33-51
F 8	Navy	H	L	32-34
F 11	Washington & Lee	A	L	28-30
F 13	Wake Forest	A	W	42-41
F 15	Washington & Lee	H	W	45-33
F 17	N.C. State	A	W	44-37
F 20	North Carolina	H	W	35-33
F 27	North Carolina	NI	W	38-37
F 28	William & Mary	NI	W	57-42
M 1	South Carolina	NI	W	53-30

NI - Southern Conference Tournament, Raleigh, N.C.

1941-42

Record: 22-2

Head Coach: Eddie Cameron

▶Southern Conference Champions

D 8	Georgetown, Ky.	H	W	37-31
D 18	Rider	H	W	55-29
J 3	Temple	A	L	41-57
J 5	Tennessee	H	W	37-35
J 7	Davidson	A	W	75-40
J 9	Maryland	H	W	37-33
J 10	George Washington	H	W	38-37
J 12	VMI	A	W	52-47
J 17	Navy	A	W	41-31
J 24	Wake Forest	H	W	60-39
J 31	N.C. State	H	W	40-28
F 4	Davidson	H	W	73-37
F 7	North Carolina	A	W	52-40
F 10	Washington & Lee	A	W	63-34
F 14	Washington & Lee	H	W	68-38
F 16	N.C. State	A	W	53-48
F 19	Wake Forest	A	W	58-51
F 21	George Washington	A	L	53-55
F 23	Maryland	A	W	64-46
F 24	Virginia Tech	H	W	67-50
F 27	North Carolina	H	W	41-40
M 5	Washington & Lee	NI	W	59-41

M 6 Wake Forest NI W 54-45

M 7 N.C. State NI W 45-34

NI - Southern Conference Tournament, Raleigh, N.C.

1942-43

Record: 20-6

Head Coach: Gerry Gerard

D 17	Carolina Pre-Flight	H	L	41-46
D 19	Tennessee	A	L	33-51
D 31	Fort Bragg	A	W	62-47
J 6	Carolina Pre-Flight	A	W	51-48
J 7	Davidson	A	W	60-50
J 9	VMI	H	W	45-43
J 11	George Washington	H	L	53-66
J 13	Norfolk Navy	H	L	53-60
J 17	Temple	A	W	45-44
J 23	Virginia Tech	H	W	78-70
J 26	Wake Forest	H	W	63-41
J 30	N.C. State	H	W	60-47
F 2	Carolina Pre-Flight	H	W	59-33
F 6	North Carolina	A	W	51-39
F 9	Washington & Lee	A	W	71-44
F 10	Duquesne	H	W	55-41
F 12	Maryland	A	W	46-43
F 13	Pennsylvania	A	L	48-49
F 15	Wake Forest	H	W	59-40
F 17	N.C. State	A	W	53-32
F 19	George Washington	A	W	64-61
F 20	Navy	A	W	58-48
F 26	North Carolina	H	W	43-24
M 4	VMI	NI	W	57-41
M 5	The Citadel	NI	W	56-37
M 6	George Washington	NI	L	40-56

NI - Southern Conference Tournament, Raleigh, N.C.

1943-44

Record: 13-13

Head Coach: Gerry Gerard

▶Southern Conference Champions

N 30	Camp Butler	H	W	62-36
D 8	Carolina Pre-Flight	A	L	39-58
D 10	Milligan	H	L	40-46
D 11	Hampden-Sydney	H	W	50-25
D 14	Columbia AAB	H	W	52-33
D 17	Camp Butler	A	W	49-41
D 18	Charleston USCG	H	L	46-52
D 21	Fort Bragg	H	W	42-40
D 28	Carolina Pre-Flight	H	L	35-48
J 1	Long Island	A	L	57-59
J 5	Norfolk NAS	H	L	28-61
J 8	Cherry Point	H	L	52-54
J 13	Richmond AFB	H	W	44-38
J 15	Norfolk NAS	A	L	51-52
J 18	North Carolina	H	L	33-37
J 22	Norfolk NTS	A	L	59-72
J 26	Norfolk NTS	H	L	51-52
J 29	Navy	A	L	42-45
F 1	N.C. State	A	W	60-36
F 4	South Carolina	H	W	46-40
F 5	North Carolina	A	W	41-40
F 10	North Carolina	H	L	30-39
F 12	N.C. State	H	W	53-32
F 24	William & Mary	NI	W	68-25
F 25	N.C. State	NI	W	40-32
F 26	North Carolina	NI	W	44-27

NI - Southern Conference Tournament, Raleigh, N.C.

1944-45

Record: 13-9

Head Coach: Gerry Gerard

D 5	Richmond AAB	H	L	32-42
D 12	Camp Butler	A	L	49-50
D 17	Virginia	A	W	56-44
D 20	Laurinburg-Maxton	H	W	55-46
D 29	Carolina Pre-Flight	A	L	43-58
D 30	Camp Lejeune	H	W	28-24
J 2	Fort Bragg	H	W	27-21
J 6	Maryland	H	W	51-24
J 10	Carolina Pre-Flight	H	L	45-49
J 13	Wake Forest	H	W	60-35
J 16	Norfolk NAS	H	L	37-57
J 20	North Carolina	A	W	50-41
J 23	Norfolk NTS	H	L	37-59
J 27	Navy	A	L	43-54
J 30	N.C. State	H	W	48-38

F 3 Wake Forest NI W 75-39

F 10 Temple A W 51-46

F 14 North Carolina H L 38-50

F 17 N.C. State A W 47-40

F 22 Maryland N2 W 76-49

F 23 William & Mary N2 W 59-22

F 24 North Carolina N2 L 38-49

NI - High Point, N.C.

N2 - Southern Conference Tournament, Raleigh, N.C.

1945-46

Record: 21-6

Head Coach: Gerry Gerard

▶Southern Conference Champions

D 4	Camp Perry	H	L	35-39
D 7	Norfolk NTS	A	L	51-57
D 14	Davidson	H	W	50-23
D 15	Virginia	NI	W	48-38
J 2	South Carolina	A	W	52-36
J 4	Maryland	H	W	59-25
J 5	Davidson	A	W	55-27
J 9	North Carolina	A	W	51-46
J 11	N.C. State	A	W	46-34
J 12	Wake Forest	A	W	43-38
J 15	Norfolk NTS	H	W	31-22
J 18	Georgia Tech	A	W	54-39
J 19	Clemson	A	W	42-29
J 23	South Carolina	H	W	55-33
J 25	Maryland	A	L	38-43
J 26	Navy	A	L	40-51
J 29	Wright Field	H	W	44-43
F 2	N.C. State	H	W	56-33
F 5	Wake Forest	H	W	32-29
F 9	Temple	A	L	38-64
F 12	Georgia Tech	H	W	73-51
F 16	North Carolina	H	L	44-54
	Clemson	H	W	61-33
F 23	Marine Institute	H	W	49-43
F 28	N.C. State	N2	W	44-38
M 1				

1947-48

Record: 17-12

Head Coach: Gerry Gerard

Table listing game results for 1947-48 season, including scores and opponents like Hanes Hosiery, Virginia, Hampden-Sydney, etc.

* - Southern Conference Tournament, Durham, N.C.

1948-49

Record: 13-9

Head Coach: Gerry Gerard

Table listing game results for 1948-49 season, including scores and opponents like Hanes Hosiery, McCrary, Hampden-Sydney, etc.

1949-50

Record: 15-15

Head Coach: Gerry Gerard

Table listing game results for 1949-50 season, including scores and opponents like Hanes Hosiery, Hampden-Sydney, McCrary, etc.

Table listing game results for 1949-50 season, including scores and opponents like George Washington, N.C. State, North Carolina, etc.

NI - Norfolk, Va.
N2 - Dixie Classic, Raleigh, N.C.
N3 - Madison Square Garden, New York, NY.
* - Southern Conference Tournament, Durham, N.C.

1950-51

Record: 20-13

Head Coach: Harold Bradley

Table listing game results for 1950-51 season, including scores and opponents like Hanes Hosiery, McCrary, Virginia, etc.

NI - Norfolk, Va.
N2 - Dixie Classic, Raleigh, N.C.
N3 - Southern Conference Tournament, Raleigh, N.C.

1951-52

Record: 24-6

Head Coach: Harold Bradley

Table listing game results for 1951-52 season, including scores and opponents like Temple, Hanes Hosiery, North Carolina, etc.

Table listing game results for 1951-52 season, including scores and opponents like Davidson, North Carolina, Maryland, etc.

NI - Shelby, N.C.
N2 - Dixie Classic, Raleigh, N.C.
N3 - Madison Square Garden, New York, NY.
N4 - Southern Conference Tournament, Raleigh, N.C.

1952-53

Record: 17-8

Head Coach: Harold Bradley

Table listing game results for 1952-53 season, including scores and opponents like Vanderbilt, Wake Forest, Washington & Lee, etc.

NI - Dixie Classic, Raleigh, N.C.
N2 - Southern Conference Tournament, Raleigh, N.C.

1953-54

Record: 21-6

ACC: 9-1 (1st)

Head Coach: Harold Bradley

Table listing game results for 1953-54 season, including scores and opponents like Furman, Tennessee, Vanderbilt, etc.

NI - Kentucky Invitational, Louisville, Ky.
N2 - Dixie Classic, Raleigh, N.C.
N3 - ACC Tournament, Raleigh, N.C.

1954-55

Record: 20-8

ACC: 11-3 (2nd)

Head Coach: Harold Bradley

Table listing game results for 1954-55 season, including scores and opponents like Clemson, Maryland, South Carolina, etc.

NI - Dixie Classic, Raleigh, N.C.
N2 - ACC Tournament, Raleigh, N.C.
N3 - NCAA Tournament, New York, NY.

1955-56

Record: 19-7

ACC: 10-4 (T3rd)

Head Coach: Harold Bradley

Table listing game results for 1955-56 season, including scores and opponents like Clemson, South Carolina, Georgia Tech, etc.

NI - Dixie Classic, Raleigh, N.C.
N2 - ACC Tournament, Raleigh, N.C.

1956-57
Record: 13-11 ACC: 8-6 (3rd)
Head Coach: Harold Bradley

N 30	Georgia Tech	A	W	71-61
D 4	Clemson	A	W	84-78
D 5	South Carolina	NI	W	104-76
D 14	Alabama (-/9)	N2	W	89-78
D 15	West Virginia (-/13)	N2	L	82-83
D 18	Kentucky (13/7)	H	W	85-84
D 27	West Virginia (9/4)	N3	W	73-67
D 28	North Carolina (9/2)	N3	L	71-87
D 29	N.C. State (9/-)	N3	L	80-102
J 5	N.C. State	H	W	92-85
J 10	Maryland (15/-)	A	L	51-62
J 12	Clemson (15/-)	H	W	80-70
J 29	Wake Forest (19/13)	A	L	59-77
J 31	Maryland (19/-)	H	W	72-60
F 2	Navy (19/-)	A	L	69-71
F 5	Pittsburgh	H	W	90-72
F 9	North Carolina (-/1)	A	L	73-75
F 12	N.C. State (14/-)	A	L	72-79
F 16	Wake Forest (17/11)	H	W	75-64
F 19	Virginia (16/-)	A	L	81-90
F 23	South Carolina (16/-)	H	W	94-81
F 27	Virginia	H	W	81-66
M 1	North Carolina (-/1)	H	L	72-86
M 7	South Carolina	N4	L	81-84

NI - Charlotte, N.C.
N2 - Birmingham Tournament, Birmingham, Ala.
N3 - Dixie Classic, Raleigh, N.C.
N4 - ACC Tournament, Raleigh, N.C.

1957-58
Record: 18-7 ACC: 11-3 (1st)
Head Coach: Harold Bradley

D 2	Kentucky	A	L	74-78
D 6	Clemson	H	W	79-66
D 14	Villanova	H	W	60-53
D 17	South Carolina	A	L	51-62
D 21	Pittsburgh **	A	L	84-87
D 26	Seton Hall	NI	W	69-62
D 27	North Carolina (-/4)	NI	L	62-76
D 28	Wake Forest *	NI	W	79-75
J 4	NYU	A	W	67-60
J 8	Maryland (-/11)	A	L	49-74
J 11	N.C. State (-/13) **	H	W	76-75
J 27	West Virginia (-/1)	H	W	72-68
J 30	Virginia	H	W	88-71
F 1	Wake Forest	A	W	70-56
F 3	South Carolina	H	W	61-49
F 4	Clemson (13/-)	N2	W	73-57
F 8	North Carolina (13/7)	A	W	91-75
F 11	N.C. State (8/10)	A	W	65-48
F 15	Wake Forest (8/-)	H	W	71-59
F 19	Navy (7/-)	A	W	77-63
F 21	Maryland (7/14)	H	W	68-59
F 25	Virginia (6/-) ***	A	L	68-70
F 28	North Carolina (6/9)	H	W	59-46
M 6	Wake Forest (6/-)	N3	W	51-44
M 7	Maryland (6/17) *	N3	L	65-71

NI - Dixie Classic, Raleigh, N.C.
N2 - Charlotte, N.C.
N3 - ACC Tournament, Raleigh, N.C.

1958-59
Record: 13-12 ACC: 7-7 (T3rd)
Head Coach: Harold Bradley

D 5	Clemson	A	L	55-56
D 8	Kentucky	H	L	64-78
D 12	West Virginia (-/4)	A	L	63-101
D 15	South Carolina	H	W	68-61
D 19	Pennsylvania	A	W	66-57
D 20	Villanova	A	L	67-74
D 29	Michigan State (-/9)	NI	L	57-82
D 30	Yale	NI	W	56-53
D 31	Louisville	NI	W	57-54
J 5	Wake Forest	A	W	58-57
J 7	Maryland	A	L	33-64
J 10	N.C. State (-/2)	H	L	60-67
J 13	Clemson	H	W	45-41
J 15	Virginia	A	L	67-86
J 17	Maryland	H	W	78-69
J 31	Pittsburgh	H	W	75-66
F 3	South Carolina	A	W	80-72
F 6	North Carolina (-/2)	H	L	80-89
F 10	N.C. State (-/6)	A	L	72-80

F 14	Navy	H	W	64-63
F 17	Wake Forest	H	W	85-78
F 20	Virginia	H	W	71-63
F 28	North Carolina (-/3)	A	L	62-72
M 5	Wake Forest	N2	W	78-71
M 6	North Carolina (-/5)	N2	L	71-74

NI - Dixie Classic, Raleigh, N.C.
N2 - ACC Tournament, Raleigh, N.C.

1959-60
Record: 17-11 ACC: 7-7 (4th)
Head Coach: Vic Bunas

► ACC Champions
► NCAA Elite Eight

D 1	Georgia Tech	H	L	49-59
D 5	Clemson	H	W	68-59
D 12	South Carolina	A	W	72-70
D 18	Alabama	NI	W	78-60
D 19	Navy	NI	W	76-71
D 28	Utah (16/6)	N2	W	63-52
D 29	North Carolina (18/-)	N2	L	53-75
D 30	Dayton (18/-)	N2	L	63-71
J 4	Bucknell	H	W	72-36
J 9	N.C. State	H	W	47-34
J 12	Clemson	A	W	50-41
J 16	Maryland	H	L	48-56
J 30	South Carolina	H	W	79-65
F 3	Wake Forest	A	L	63-80
F 6	Navy	A	W	58-48
F 9	N.C. State	A	L	53-63
F 13	North Carolina (-/13)	A	L	58-84
F 16	Virginia	H	W	78-66
F 18	Maryland	A	L	61-71
F 20	Wake Forest	H	L	64-83
F 22	Virginia	A	W	79-63
F 27	North Carolina	H	L	50-75
M 3	South Carolina	N3	W	82-69
M 4	North Carolina (-/16)	N3	W	71-69
M 5	Wake Forest (-/18)	N3	W	63-59
M 8	Princeton (18/-)	N4	W	84-60
M 11	St. Joseph's (18/-)	N5	W	58-56
M 12	NYU (18/12)	N5	L	59-74

NI - Birmingham Classic, Birmingham, Ala.
N2 - Dixie Classic, Raleigh, N.C.
N3 - ACC Tournament, Raleigh, N.C.
N4 - NCAA Tournament, New York, NY.
N5 - NCAA Tournament, Charlotte, N.C.

1960-61
Record: 22-6 ACC: 10-4 (3rd)
Head Coach: Vic Bunas

D 3	Louisiana State *	H	W	80-74
D 9	Penn State	NI	W	69-46
D 10	West Virginia	NI	W	66-64
D 12	South Carolina	H	W	107-79
D 15	Clemson (8/-)	A	W	75-58
D 19	Georgia Tech (8/15)	A	W	61-48
D 21	Florida (7/-)	N2	W	83-64
D 29	Wyoming (6/-)	N3	W	86-59
D 30	Marquette (6/-)	N3	W	86-73
D 31	North Carolina (6/11)	N3	L	71-76
J 3	Navy (8/-)	N4	W	78-63
J 7	N.C. State (8/-)	H	W	81-67
J 11	Virginia (8/-) *	A	W	92-90
J 14	Maryland (8/-)	H	W	70-62
J 28	Clemson (5/-)	H	W	79-59
J 31	South Carolina (4/-)	A	W	107-94
F 4	North Carolina (4/5)	H	W	81-77
F 7	N.C. State (3/-)	A	L	59-61
F 9	Wake Forest (3/-)	H	W	100-90
F 14	Wake Forest (3/-)	A	L	89-103
F 16	Maryland (3/-)	A	L	71-76
F 18	Navy (3/-)	A	W	75-73
F 20	Virginia (3/-)	H	W	77-66
F 23	Seton Hall (6/-)	A	W	112-78
F 25	North Carolina (6/7) *	A	L	66-69
M 2	Virginia (9/-)	N5	W	89-54
M 3	South Carolina (9/-)	N5	W	92-75
M 4	Wake Forest (9/-)	N5	L	81-96

NI - Charlotte, N.C.
N2 - Jacksonville, Fla.
N3 - Dixie Classic, Raleigh, N.C.
N4 - Greensboro, N.C.
N5 - ACC Tournament, Raleigh, N.C.

1961-62
Record: 20-5 ACC: 11-3 (2nd)
Head Coach: Vic Bunas

D 1	Florida (7/-)	H	W	80-58
D 5	Davidson (7/-)	H	W	117-72
D 8	Louisville (7/-)	H	W	86-56
D 11	Clemson (7/-)	H	W	89-66
D 13	South Carolina (7/-)	A	W	76-69
D 15	Duquesne (7/-)	NI	L	61-66
D 18	Arizona (7/-)	NI	W	78-47
D 18	West Virginia (7/-)	A	W	69-65
D 30	Wake Forest (10/-)	N2	W	75-73
J 3	Penn State (8/-)	H	W	95-55
J 6	N.C. State (8/-)	H	L	60-61
J 11	Clemson (10/-)	A	W	104-96
J 13	Maryland (10/-)	H	W	84-68
J 27	Wake Forest (7/-)	H	W	82-68
J 30	South Carolina (6/-)	H	W	89-73
F 3	North Carolina (6/-)	H	W	79-57
F 6	N.C. State (5/-)	A	L	55-71
F 10	Virginia (5/-)	H	W	101-75
F 13	Maryland (7/-)	A	W	79-53
F 15	Wake Forest (7/-)	A	L	79-97
F 17	Navy (7/-)	H	W	91-72
F 19	Virginia (7/-)	A	W	97-71
F 24	North Carolina (8/-)	A	W	82-74
M 1	Maryland (8/-)	N3	W	71-58
M 2	Clemson (8/-)	N3	L	72-77

NI - Steel Bowl, Pittsburgh, Pa.
N2 - Greensboro, N.C.
N3 - ACC Tournament, Raleigh, N.C.

1962-63
Record: 27-3 ACC: 14-0 (1st)
Head Coach: Vic Bunas

► ACC Champions
► NCAA Final Four

D 1	Davidson (2/-)	H	W	76-68
D 4	South Carolina (2/-)	H	W	95-63
D 8	Maryland (2/-)	H	W	92-56
D 11	Vanderbilt (2/-)	H	W	90-70
D 13	Clemson (2/-)	A	W	92-67
D 15	Louisville (2/-)	A	W	76-75
D 18	Davidson (2/-)	A	L	69-72
D 21	Miami (2/-)	A	L	69-71
D 28	Princeton (8/-)	H	W	85-74
D 29	Wake Forest (8/-)	NI	W	113-87
J 2	Virginia (7/-)	H	W	82-65
J 5	N.C. State (7/-)	H	W	78-52
J 9	Navy (6/-)	A	W	85-70
J 12	Clemson (6/-)	H	W	78-67
J 26	West Virginia (4/6)	H	W	111-71
J 29	South Carolina (3/-)	A	W	88-70
F 2	North Carolina (3/-)	A	W	77-69
F 6	Wake Forest (3/-)	A	W	97-66
F 9	N.C. State (3/-)	A	W	56-55
F 13	Virginia (3/-)	A	W	79-74
F 16	Wake Forest (3/-)	H	W	73-60
F 19	Maryland (2/-)	A	W	76-70
F 23	North Carolina (2/-)	H	W	106-93
F 28	Virginia (2/-)	N2	W	89-70
M 1	N.C. State (2/-)	N2	W	82-65
M 2	Wake Forest (2/-)	N2	W	68-57
M 15	NYU (2/9)	N3	W	81-76
M 16	St. Joseph's (2/-)	N3	W	73-59
M 22	Loyola, Chicago (2/3)	N4	L	75-94
M 23	Oregon State (2/-)	N4	W	85-63

NI - Greensboro, N.C.
N2 - ACC Tournament, Raleigh, N.C.
N3 - NCAA Tournament, College Park, Md.
N4 - NCAA Final Four, Louisville, Ky.

1963-64
Record: 26-5 ACC: 13-1 (1st)
Head Coach: Vic Bunas

► ACC Champions
► NCAA Final Four

N 30	Penn State (4/-)	H	W	92-62
D 6	Ohio State (4/7)	NI	W	76-75
D 7	West Virginia (4/-)	NI	W	86-81
D 11	Vanderbilt (3/-) *	A	L	92-97
D 14	Clemson (3/-)	H	W	75-52
D 16	South Carolina (3/-)	A	W	77-70
D 19	Virginia (5/-)	H	W	84-73
D 21	Michigan (5/3)	A	L	67-83
D 30	Auburn (8/-)	N2	W	84-67
D 31	Kentucky (9/1)	N2	L	79-81
J 4	N.C. State (9/-)	H	W	91-70
J 8	Clemson (9/-)	A	W	81-75
J 11	North Carolina (9/-)	H	W	84-64
J 25	Tennessee (8/-) **	N3	W	67-65
J 30	South Carolina (8/-)	H	W	80-67
F 1	Navy (8/-)	H	W	121-63
F 5	N.C. State (7/-)	A	W	66-48
F 8	Maryland (7/-)	A	W	104-72
F 10	Virginia (7/-)	A	W	80-59
F 15	Davidson (5/4)	H	W	82-75
F 18	Wake Forest (4/-)	A	L	71-72
F 22	Maryland (4/-)	H	W	84-63
F 25	Wake Forest (4/-)	H	W	98-83
F 29	North Carolina (4/-)	A	W	104-69
M 5	N.C. State (4/-)	N4	W	75-44
M 6	North Carolina (4/-)	N4	W	65-49
M 7	Wake Forest (4/-)	N4	W	80-59
M 13	Villanova (3/7)	N5	W	87-73
M 14	Connecticut (3/-)	N5	W	101-54
M 20	Michigan (3/2)	N6	W	91-80
M 21	UCLA (3/1)	N6	L	83-98

NI - West Virginia Centennial, Morgantown, WVa.
N2 - Sugar Bowl Tournament, New Orleans, La.
N3 - Greensboro, N.C.
N4 - ACC Tournament, Raleigh, N.C.
N5 - NCAA Tournament, Raleigh, N.C.
N6 - NCAA Final Four, Kansas City, Mo.

1964-65
Record: 20-5 ACC: 11-3 (1st)
Head Coach: Vic Bunas

D 1	Virginia Tech (5/-)	NI	W	98-63
D 5	Michigan (5/1)	H	L	79-86
D 10	Navy (8/-) *	N2	W	93-87
D 12	South Carolina (8/-)	H	W	111-72
D 16	Clemson (6/-)	A	W	80-79
D 19	Virginia (6/-)	A	W	104-91
D 30	Ohio State (8/-) **	A	W	94-89
J 2	Wake Forest (8/-)	N3	W	91-86
J 5	Penn State (6/-)	H	W	121-88
J 9	North Carolina (6/-)	H	L	62-65
J 12	Clemson (10/-)	H	W	106-81
J 16	Wake Forest (10/-)	H	W	105-77
F 1	Maryland (10/-)	H	W	82-64
F 3	N.C. State (6/-)	A	W	84-74
F 6	West Virginia (6/-)	H	W	109-89
F 9	N.C. State (6/-) *	H	W	78-67
F 11	Virginia (6/-)	H	W	136-72
F 13	Wake Forest (6/-)	A	W	93-80
F 17	South Carolina (6/-)	A	W	87-59
F 20	Notre Dame (6/-)	N4	W	101-88
F 23	Maryland (5/-)	A	L	82-85
F 27	North Carolina (5/-)	A	L	66-71
M 4	South Carolina (8/-)	N5	W	62-60
M 5	Wake Forest (8/-)	N5	W	101-81
M 6	N.C. State (8/-)	N5	L	85-91

NI - Greensboro, N.C.
N2 - Baltimore, Md.
N3 - Greensboro, N.C.
N4 - Chicago, Ill.
N5 - ACC Tournament, Raleigh, N.C.

RESULTS

MEDIA GUIDE

2016-17 DUKE MEN'S BASKETBALL

1965-66

Record: 26-4 ACC: 12-2 (1st)

Head Coach: Vic Bubas
ACC Champions
NCAA Final Four

Table listing 1965-66 season results: D1 Virginia Tech (3/-) NI W 112-79, D4 Clemson (3/-) H W 83-68, D6 South Carolina (3/-) A L 71-73, D10 UCLA (6/1) H W 82-66, D11 UCLA (6/1) N2 W 94-75, D14 Furman (1/-) H W 102-67, D18 Virginia (1/-) A W 75-72, D21 Michigan (1/3) N3 W 100-93, D31 Notre Dame (1/-) NI W 95-73, J1 Wake Forest (1/-) NI W 92-76, J3 Penn State (1/-) H W 83-58, J8 North Carolina (1/-) A W 88-77, J11 Clemson (1/-) A W 87-85, J13 Maryland (1/-) H W 76-61, J15 Wake Forest (1/-) H W 101-81, J29 N.C. State (1/-) H W 84-77, F7 West Virginia (1/-) A L 90-94, F10 N.C. State (2/-) A W 78-74, F12 Virginia (2/-) H W 81-55, F14 South Carolina (2/-) H W 41-38, F19 Maryland (2/-) A W 74-69, F22 Wake Forest (2/-) A L 98-99, F6 North Carolina (2/-) H W 77-63, M3 Wake Forest (3/-) N4 W 103-73, M4 North Carolina (3/-) N4 W 21-20, M5 N.C. State (3/-) N4 W 71-66, M11 St. Joseph's (2/5) N5 W 76-74, M12 Syracuse (2/-) N5 W 91-81, M18 Kentucky (2/1) N6 L 79-83, M19 Utah (2/-) N6 W 79-77

NI - Greensboro, N.C.
N2 - Charlotte, N.C.
N3 - Detroit, Mich.
N4 - ACC Tournament, Raleigh, N.C.
N5 - NCAA Tournament, Raleigh, N.C.
N6 - NCAA Final Four, College Park, Md.

1966-67

Record: 18-9 ACC: 9-3 (2nd)

Head Coach: Vic Bubas

Table listing 1966-67 season results: D2 Virginia Tech (4/-) NI L 71-85, D3 Michigan (4/-) H W 96-75, D9 UCLA (7/1) A L 54-88, D10 UCLA (7/1) A L 87-107, D13 Vanderbilt H W 97-89, D16 Virginia H W 98-82, D29 Ohio State N2 L 82-83, D30 Wake Forest N2 W 78-73, J3 Penn State H W 89-84, J7 North Carolina (-/3) H L 56-59, J10 Clemson H W 85-61, J14 Maryland A W 72-69, J28 N.C. State H W 99-60, F1 Virginia A W 100-77, F4 West Virginia N2 W 91-75, F8 N.C. State A W 69-65, F11 Louisiana-Lafayette H W 94-83, F14 Clemson A L 68-73, F18 Maryland H W 81-58, F21 Wake Forest H W 97-84, F25 Notre Dame NI W 77-65, F28 Wake Forest A W 113-71, M4 North Carolina (-/3) A L 79-92, M9 Virginia N3 W 99-78, M10 South Carolina N3 W 69-66, M11 North Carolina (-/4) N3 L 73-83, M13 Southern Illinois N4 L 63-72

NI - Charlotte, N.C.
N2 - Greensboro, N.C.
N3 - ACC Tournament, Greensboro, N.C.
N4 - NIT Tournament, New York, NY.

1967-68

Record: 22-6 ACC: 11-3 (2nd)

Head Coach: Vic Bubas

Table listing 1967-68 season results: D1 Virginia Tech NI W 74-66, D6 Michigan A W 93-72, D9 Alabama A W 86-80, D13 Virginia H W 103-61, D16 Vanderbilt (-/3) A L 75-76, D19 Princeton H W 85-79, D30 Wake Forest NI W 103-76, J3 Davidson H W 89-84, J6 North Carolina (-/3) A L 72-75, J9 Clemson H W 101-79, J13 Maryland A W 84-52, J27 N.C. State H W 82-76, J30 South Carolina (9/-) A L 80-83, F1 Virginia (9/-) A W 90-78, F6 Maryland H W 85-64, F8 Southern Illinois N2 W 78-54, F10 Notre Dame N3 W 73-67, F14 Wake Forest (10/-) H W 105-65, F17 Temple (10/-) H W 92-57, F20 Clemson (8/-) A W 82-70, F22 Wake Forest (8/-) A W 50-41, F24 South Carolina (8/-) H L 50-56, F28 N.C. State (10/-) A W 71-61, M2 North Carolina (10/3) H W 87-86, M7 Clemson (6/-) N4 W 43-40, M8 N.C. State (6/-) N4 L 10-12, M14 Oklahoma City (10/-) N5 W 97-81, M18 St. Peter's (10/-) N5 L 71-100

NI - Greensboro, N.C.
N2 - New York, NY.
N3 - Chicago, Ill.
N4 - ACC Tournament, Charlotte, N.C.
N5 - NIT Tournament, New York, NY.

1968-69

Record: 15-13 ACC: 8-6 (T3rd)

Head Coach: Vic Bubas

Table listing 1968-69 season results: N30 Virginia Tech (17/-) NI W 87-76, D2 Alabama (17/-) H W 86-48, D7 Princeton (16/-) N2 W 81-62, D9 Michigan (16/-) H L 80-90, D11 Virginia (9/-) A L 75-81, D14 East Tennessee State (9/-) H L 63-71, D20 Wake Forest NI L 78-106, D28 Clemson H W 96-70, D30 Western Kentucky N3 W 73-72, D31 Iowa N3 W 85-82, J4 North Carolina (-/4) A L 70-94, J8 Wake Forest A W 85-81, J11 Maryland H W 96-85, J25 N.C. State H L 74-77, J28 Temple A L 69-73, F1 South Carolina (-/19) A L 57-64, F5 Clemson A W 85-76, F8 South Carolina H L 72-82, F10 Maryland A W 93-83, F12 Wake Forest H W 122-93, F15 West Virginia A L 88-90, F17 Virginia H W 100-81, F19 Davidson (-/5) A L 80-88, F26 N.C. State A L 73-88, M1 North Carolina (-/2) H W 87-81, M6 Virginia N4 W 99-86, M7 South Carolina (-/13) N4 W 68-59, M8 North Carolina (-/4) N4 L 74-85

NI - Greensboro, N.C.
N2 - New York, NY.
N3 - Sugar Bowl Tournament, New Orleans, La.
N4 - ACC Tournament, Charlotte, N.C.

1969-70

Record: 17-9 ACC: 8-6 (4th)

Head Coach: Bucky Waters

Table listing 1969-70 season results: D1 Virginia Tech NI W 66-63, D6 Virginia H W 57-45, D10 Michigan A W 73-68, D13 William & Mary H W 84-77, D15 East Carolina H W 80-65

Table listing 1969-70 season results (continued): D19 Dayton N2 W 72-67, D20 Kentucky (-/1) N2 L 76-98, D23 Wake Forest NI W 98-90, J3 Penn State H W 93-43, J7 Wake Forest (19/-) H W 78-72, J10 North Carolina (19/4) A L 78-86, J24 N.C. State (16/10) H L 76-77, J28 Maryland A L 50-52, J31 South Carolina (-/4) H L 55-67, F4 Clemson A W 92-88, F7 West Virginia NI W 82-70, F9 Clemson H W 91-75, F11 Wake Forest A W 67-65, F14 South Carolina (-/2) A L 65-82, F18 Davidson (-/9) A W 79-76, F21 Maryland H W 87-76, F23 Virginia A L 57-61, F25 N.C. State (-/14) A W 71-69, F28 North Carolina (-/19) H W 91-83, M5 Wake Forest N3 L 73-81, M14 Utah N4 L 75-78

NI - Greensboro, N.C.
N2 - Kentucky Invitational, Lexington, Ky.
N3 - ACC Tournament, Charlotte, N.C.
N4 - NIT Tournament, New York, NY.

1970-71

Record: 20-10 ACC: 9-5 (3rd)

Head Coach: Bucky Waters

Table listing 1970-71 season results: D1 Princeton (13/-) NI W 79-75, D5 Virginia (13/-) A L 70-75, D7 Michigan (13/-) H W 95-74, D12 South Carolina (-/2) A L 78-98, D15 Virginia Tech H W 104-75, D18 Wake Forest N2 L 77-83, D19 North Carolina (-/20) N2 L 81-83, D22 Dayton A W 70-64, D26 Santa Clara H W 86-80, D29 Northwestern N3 W 93-87, D30 Penn State N3 W 67-56, J6 Wake Forest A W 68-67, J9 North Carolina (-/20) A L 74-79, J13 N.C. State H L 89-93, J16 Clemson A W 82-56, F1 South Carolina (-/10) H W 82-71, F6 Maryland H L 79-88, F10 Wake Forest H W 83-78, F13 Maryland A W 70-67, F16 Davidson NI W 64-55, F20 Virginia H W 101-69, F24 N.C. State A W 82-78, F27 Seton Hall A W 89-61, M2 Clemson H W 70-60, M6 North Carolina (-/12) H W 92-83, M11 N.C. State (19/-) N4 L 61-68, M20 Dayton N5 W 68-60, M22 Tennessee (-/17) N5 W 78-64, M25 North Carolina (-/13) N5 L 67-73, M27 St. Bonaventure NI W 88-92

NI - Greensboro, N.C.
N2 - Big Four Tournament, Greensboro, N.C.
N3 - Holiday Classic, Greensboro, N.C.
N4 - ACC Tournament, Greensboro, N.C.
N5 - NIT Tournament, New York, NY.

1971-72

Record: 14-12 ACC: 6-6 (T4th)

Head Coach: Bucky Waters

Table listing 1971-72 season results: D1 Richmond H W 54-42, D4 Virginia H L 77-86, D7 Pennsylvania (-/10) H L 49-50, D11 East Carolina H W 71-62, D17 N.C. State NI L 62-67, D18 Wake Forest NI W 70-58, D22 Dayton H W 68-66, D27 St. Peter's N2 L 74-77, D28 Syracuse N2 L 72-74, J5 Virginia Tech N3 W 83-73, J12 N.C. State A L 58-85, J15 Clemson H W 71-69, J19 Canisius H W 86-58

Table listing 1971-72 season results (continued): J22 North Carolina (-/3) H W 76-74, J26 Wake Forest H W 77-66, F5 Maryland A L 58-77, F9 Wake Forest A L 57-62, F12 William & Mary H W 87-69, F16 Davidson A L 72-74, F19 Virginia (-/6) A W 86-76, F23 N.C. State H W 74-73, F26 Maryland (-/12) H W 68-59, M1 Clemson A L 40-59, M4 North Carolina (-/3) A L 69-93, M9 N.C. State N4 W 73-60, M10 North Carolina (-/3) N4 L 48-63

NI - Big Four Tournament, Greensboro, N.C.
N2 - ECAC Holiday Festival, New York, NY.
N3 - Charlotte, N.C.
N4 - ACC Tournament, Greensboro, N.C.

1972-73

Record: 12-14 ACC: 4-8 (T4th)

Head Coach: Bucky Waters

Table listing 1972-73 season results: D2 William & Mary H W 98-74, D8 Santa Clara NI W 69-65, D9 San Francisco NI L 68-72, D12 East Carolina H W 108-74, D15 North Carolina (-/11) N2 L 86-91, D16 Wake Forest N2 W 80-67, D27 UNLV N3 L 83-89, D28 Purdue N3 L 77-82, D30 Harvard H W 102-76, J3 Virginia A L 74-80, J6 Wake Forest A L 80-83, J10 N.C. State A L 87-94, J13 Clemson H W 75-73, J17 Davidson A W 78-75, J20 North Carolina (-/4) A L 71-82, J24 Richmond A W 70-66, J27 Georgia Tech A L 86-88, F3 Maryland (-/3) H W 85-81, F7 Wake Forest H W 84-71, F13 Virginia H W 90-66, F17 Notre Dame H W 86-74, F21 N.C. State H L 50-74, F24 Maryland (-/8) A L 68-96, F28 Clemson A L 50-75, M3 North Carolina (-/7) H L 70-72, M8 Virginia N4 L 55-59

NI - Cable Car Classic, San Francisco, Calif.
N2 - Big Four Tournament, Greensboro, N.C.
N3 - Las Vegas Classic, Las Vegas, Nev.
N4 - ACC Tournament, Greensboro, N.C.

1973-74

Record: 10-16 ACC: 2-10 (7th)

Head Coach: Neill McGeachy

Table listing 1973-74 season results: D1 East Carolina H W 82-69, D3 William & Mary A W 93-79, D8 Virginia A L 82-104, D10 Appalachian State H W 83-53, D26 Western Kentucky NI W 75-69, D27 Florida NI L 60-77, D29 Yale H W 105-80, J4 Wake Forest N2 L 61-64, J5 North Carolina (-/4) N2 L 75-84, J12 Pittsburgh A L 46-62, J16 Clemson H W 63-50, J19 North Carolina (-/5) H L 71-73, J23 Wake Forest H L 71-90, J26 Princeton A W 73-65, J30 Davidson H W 89-72, F2 Maryland (-/6) A L 83-104, F4 N.C. State H L 78-92, F6 Wake Forest A L 67-74, F9 Notre Dame (-/3) A L 68-87, F13 Virginia H W 88-78, F16 Georgia Tech H W 70-60, F20 N.C. State A L 87-113, F23 Maryland (-/5) H L 61-64, F27 Clemson A L 68-74, M2 North Carolina (-/4) A L 92-96, M7 Maryland (-/4) N3 L 66-85

NI - Gator Bowl Classic, Jacksonville, Fla.
N2 - Big Four Tournament, Greensboro, N.C.
N3 - ACC Tournament, Greensboro, N.C.

1974-75

Record: 13-13	ACC: 2-10 (T6th)
Head Coach: Bill Foster	
N 30 Cornell	H W 100-62
D 4 East Carolina	H W 79-73
D 20 Louisiana State	N1 L 95-105
D 21 Princeton	N1 W 66-57
D 27 Pittsburgh	N2 W 89-75
D 28 Kent State	N2 W 83-65
J 3 North Carolina (-/8) •	N3 W 99-96
J 4 Wake Forest (-/19)	N3 L 71-75
J 8 Maryland (-/5)	A L 77-83
J 11 South Florida	H W 95-86
J 15 Clemson	H W 75-72
J 18 Virginia	A L 56-60
J 22 Wake Forest	A L 109-122
J 25 Princeton	H W 90-73
J 27 N.C. State (-/5)	H L 71-95
J 29 Davidson	A W 113-76
F 1 Virginia •	H L 85-92
F 5 Wake Forest	H W 75-68
F 8 Maryland (-/4)	H L 80-104
F 10 Duquesne	H W 80-73
F 12 North Carolina (-/11)	A L 70-78
F 15 Clemson (-/18)	A L 66-100
F 19 N.C. State (-/4)	A L 78-92
F 22 Georgia Tech	H W 107-86
M 1 North Carolina (-/14)	H L 70-74
M 6 Clemson	N4 L 76-78

N1 - Carolina Classic, Columbia, S.C.
 N2 - Holiday Doubleheader, Raleigh, N.C.
 N3 - Big Four Tournament, Greensboro, N.C.
 N4 - ACC Tournament, Greensboro, N.C.

1975-76

Record: 13-14	ACC: 3-9 (7th)
Head Coach: Bill Foster	
N 29 Johns Hopkins	H W 103-72
D 3 Tennessee (-/8)	H L 80-86
D 6 Virginia	H W 81-79
D 10 East Carolina	H W 93-74
D 26 Auburn	N1 W 85-74
D 27 Western Kentucky	N1 W 111-90
D 30 Vermont	H W 94-77
J 2 N.C. State (-/9)	N2 L 95-104
J 3 North Carolina (-/3)	N2 L 74-77
J 7 Tulane	A L 82-92
J 9 Georgia Tech	A W 91-71
J 14 Clemson •	A L 96-102
J 17 North Carolina (-/7)	H L 87-89
J 19 Virginia Tech	N3 W 79-72
J 21 Wake Forest •	H W 97-93
J 24 N.C. State (-/11)	A L 101-106
J 27 Davidson	H W 94-79
J 31 West Virginia	H W 86-77
F 4 Wake Forest	A L 87-89
F 7 Maryland (-/5)	A L 91-102
F 11 Virginia	A L 90-94
F 14 St. Joseph's	A W 85-73
F 18 N.C. State (-/12)	H L 95-96
F 21 Maryland (-/7)	H W 69-67
F 25 Clemson	H L 89-90
F 28 North Carolina (-/4)	A L 71-91
M 4 Maryland (-/9) •	N4 L 78-80

N1 - Holiday Doubleheader, Raleigh, N.C.
 N2 - Big Four Tournament, Greensboro, N.C.
 N3 - Greensboro, N.C.
 N4 - ACC Tournament, Landover, Md.

1976-77

Record: 14-13	ACC: 2-10 (T6th)
Head Coach: Bill Foster	
N 26 Wake Forest	N1 L 80-81
N 27 N.C. State (-/15)	N1 W 84-82
N 30 Johns Hopkins	H W 85-66
D 4 Washington	H W 83-81
D 7 Tennessee (-/15)	A W 81-78
D 11 Richmond	H W 65-63
D 14 Connecticut •	N2 W 64-62
D 29 East Carolina	N3 W 88-65
D 30 Rice	N3 W 87-77
J 5 Davidson	A W 102-51
J 10 Lafayette	H W 93-77
J 12 Clemson (-/17) •	H L 73-80
J 15 North Carolina (-/5)	A L 68-77
J 17 Virginia •	A W 82-74

J 19 Wake Forest (-/9)	A L 73-85
J 22 N.C. State	H L 78-79
J 29 West Virginia	A L 65-70
J 31 Duquesne	A W 76-49
F 2 Wake Forest (-/5)	H L 80-89
F 5 Maryland •	H L 64-65
F 9 Virginia	H W 65-49
F 12 St. Joseph's	H W 72-62
F 16 N.C. State (-/19)	A L 74-92
F 19 Maryland	A L 72-85
F 23 Clemson (-/19)	A L 63-67
F 26 North Carolina (-/9)	H L 71-84
M 3 Clemson (-/18)	N4 L 74-82

N1 - Big Four Tournament, Greensboro, N.C.
 N2 - New York, NY
 N3 - Holiday Doubleheader, Raleigh, N.C.
 N4 - ACC Tournament, Greensboro, N.C.

1977-78

Record: 27-7	ACC: 8-4 (2nd)
Head Coach: Bill Foster	
► ACC Champions	
► NCAA Final Four	
N 26 Johns Hopkins	H W 95-49
N 29 Washington College	H W 110-66
D 2 North Carolina (-/2)	N1 L 66-79
D 3 Wake Forest (-/18)	N1 W 97-84
D 8 Southern Methodist	A W 91-67
D 10 Southern Cal •	A L 81-87
D 13 Chicago	H W 99-61
D 28 Duquesne	N2 W 74-65
D 29 St. Joseph's	N2 W 74-61
J 2 Virginia Tech	A W 86-79
J 4 Maryland	A W 88-78
J 7 N.C. State	A L 50-74
J 9 Lehigh	H W 105-63
J 11 Clemson	A W 107-85
J 14 North Carolina (-/2)	H W 92-84
J 18 Wake Forest (17/-)	H W 81-72
J 21 La Salle (17/-)	A W 91-81
J 25 Virginia (11/18)	A L 73-74
J 28 East Carolina (11/-)	H W 105-82
F 2 Wake Forest (17/-)	A L 60-79
F 8 Virginia (-/13)	H W 100-75
F 11 Davidson	H W 104-88
F 15 N.C. State (20/-)	H W 76-64
F 18 Maryland (20/-)	H W 81-70
F 22 Clemson (13/-)	H W 78-62
F 25 North Carolina (13/8)	A L 83-87
M 1 Clemson (15/-)	N3 W 83-72
M 2 Maryland (15/-)	N3 W 81-69
M 4 Wake Forest (15/-)	N3 W 85-77
M 12 Rhode Island (8/-)	N4 W 63-62
M 17 Pennsylvania (7/20)	N5 W 84-80
M 19 Villanova (7/-)	N5 W 90-72
M 25 Notre Dame (7/6)	N6 W 90-86
M 27 Kentucky (7/1)	N6 L 88-94

N1 - Big Four Tournament, Greensboro, N.C.
 N2 - Raleigh, N.C.
 N3 - ACC Tournament, Greensboro, N.C.
 N4 - NCAA Tournament, Charlotte, N.C.
 N5 - NCAA Tournament, Providence, R.I.
 N6 - NCAA Final Four, St. Louis, Mo.

1978-79

Record: 22-8	ACC: 9-3 (T1st)
Head Coach: Bill Foster	
N 25 Western Kentucky (1/-)	A W 78-53
N 27 Southern Methodist (1/-)	H W 86-80
D 1 N.C. State (1/6)	N1 W 65-63
D 2 North Carolina (1/14)	N1 W 78-68
D 5 La Salle (1/-)	H W 66-42
D 13 Southern Cal (1/12)	H W 79-65
D 29 Ohio State (1/-) •	N2 L 84-90
D 30 St. John's (1/-)	N2 L 66-69
J 2 Davidson (1/-)	A W 77-59
J 5 Long Beach State (5/15)	N3 W 79-78
J 6 Tulane (5/-)	N3 W 74-64
J 10 Clemson (7/-)	H W 73-54
J 13 North Carolina (7/3)	A L 68-74
J 18 Wake Forest (8/-)	H W 81-69
J 21 N.C. State (8/14)	A W 75-69
J 24 Virginia (7/-)	A W 84-66
J 28 Marquette (7/13)	H W 69-64
J 31 Wake Forest (3/-)	A W 75-60
F 3 Maryland (3/17)	H W 87-78

F 6 Virginia (3/-)	H W 64-63
F 10 Pittsburgh (3/-)	H L 69-71
F 14 N.C. State (5/-)	H W 66-48
F 16 Maryland (5/-)	A L 68-70
F 18 Louisville (5/9)	N4 W 88-72
F 21 Clemson (6/-)	A L 49-70
F 24 North Carolina (6/4)	H W 47-40
M 1 Wake Forest (5/-)	N5 W 58-56
M 2 N.C. State (5/-)	N5 W 62-59
M 3 North Carolina (5/7)	N5 L 63-71
M 11 St. John's (6/-)	N6 L 78-80

N1 - Big Four Tournament, Greensboro, N.C.
 N2 - ECAC Holiday Tournament, New York, NY.
 N3 - Holiday Doubleheader, Raleigh, N.C.
 N4 - Charlotte, N.C.
 N5 - ACC Tournament, Greensboro, N.C.
 N6 - NCAA Tournament, Raleigh, N.C.

1979-80

Record: 24-9	ACC: 7-7 (T5th)
Head Coach: Bill Foster	
► ACC Champions	
► NCAA Elite Eight	
N 17 Kentucky (3/2) •	N1 W 82-76
N 30 Wake Forest (3/-)	N2 W 72-70
D 1 North Carolina (3/6)	N2 W 86-74
D 5 Princeton (2/-)	H W 81-45
D 8 East Carolina (2/-)	H W 92-73
D 11 Pennsylvania (2/-)	A W 70-57
D 21 Boston College (1/-) •	N3 W 70-64
D 22 Providence (1/-)	N3 W 82-78
D 28 Vermont (1/-)	*H W 92-67
D 29 Cincinnati (1/-) •	*H W 87-75
J 5 Colgate (1/-)	H W 73-44
J 7 Georgia Tech (1/-)	H W 55-42
J 9 Clemson (1/18) •	A L 82-87
J 12 North Carolina (1/15)	H L 67-82
J 16 Wake Forest (5/-)	H W 67-66
J 19 N.C. State (5/16)	H W 67-56
J 21 Georgia Tech (5/-)	A W 56-49
J 23 Virginia (3/17)	H L 84-90
J 26 Pittsburgh (3/-)	A W 78-69
J 30 Wake Forest (5/-)	A W 82-61
F 2 Maryland (5/12)	A L 82-101
F 6 Virginia (10/18)	A L 69-73
F 10 Marquette (10/-)	N4 L 77-80
F 13 N.C. State (16/-)	A L 59-76
F 16 Maryland (16/8)	H W 66-61
F 20 Clemson (17/12) •	H W 87-82
F 23 North Carolina (17/8)	A L 71-96
F 28 N.C. State (-/19)	N5 W 68-62
F 29 North Carolina (-/10)	N5 W 75-61
M 1 Maryland (-/7)	N5 W 73-72
M 8 Pennsylvania (14/-)	N6 W 52-42
M 13 Kentucky (14/4)	N7 W 55-54
M 15 Purdue (14/20)	N7 L 60-68

*H - Iron Duke Classic, Durham, N.C.
 N1 - Tip Off Classic, Springfield, Mass.
 N2 - Big Four Tournament, Greensboro, N.C.
 N3 - Industrial National Classic, Providence, R.I.
 N4 - Madison, Wis.
 N5 - ACC Tournament, Greensboro, N.C.
 N6 - NCAA Tournament, West Lafayette, Ind.
 N7 - NCAA Tournament, Lexington, Ky.

1980-81

Record: 17-13	ACC: 6-8 (T5th)
Head Coach: Mike Krzyzewski	
N 29 Stetson	H W 67-49
D 2 South Florida	A W 83-72
D 5 North Carolina (-/10)	N1 L 76-78
D 6 N.C. State	N1 L 60-74
D 9 Vanderbilt •	A W 72-69
D 12 Virginia (-/6)	H L 79-91
D 19 Brown	*H W 91-60
D 20 Detroit	*H W 111-71
D 22 Pennsylvania	H W 88-82
D 28 New Orleans	N2 W 77-63
D 29 Tennessee	N2 L 69-90
J 10 Maryland (-/8)	A L 79-94
J 14 Wake Forest (-/5)	H L 73-76
J 17 North Carolina (-/17)	A L 65-80
J 19 George Mason	H W 60-51
J 21 N.C. State	A W 56-47
J 24 Clemson (-/19)	H W 75-57
J 27 Rutgers	A W 53-51
J 31 Virginia (-/1)	A L 47-68

F 4 Georgia Tech	A W 82-68
F 7 Maryland (-/13)	H W 55-54
F 14 Wake Forest (-/7)	A L 52-58
F 19 N.C. State	H L 51-52
F 21 Georgia Tech	H W 83-56
F 25 Clemson •	A L 52-54
F 28 North Carolina (-/11) •	H W 66-65
M 5 Maryland (-/20)	N3 L 53-56
M 12 N.C. A&T	**H W 79-69
M 16 Alabama	**H W 75-70
M 20 Purdue	N4 L 69-81

*H - Iron Duke Classic, Durham, N.C.
 **H - NIT Tournament, Durham, N.C.
 N1 - Big Four Tournament, Greensboro, N.C.
 N2 - Sugar Bowl Tournament, New Orleans, La.
 N3 - ACC Tournament, Landover, Md.
 N4 - NIT Tournament, West Lafayette, Ind.

1981-82

Record: 10-17	ACC: 4-10 (T6th)
Head Coach: Mike Krzyzewski	
N 28 Vanderbilt • •	H L 75-76
D 2 La Salle	H W 61-55
D 5 Appalachian State	H L 70-75
D 9 Virginia (-/5)	A L 83-92
D 12 Princeton	A L 55-72
D 22 East Carolina	H W 70-57
D 29 Davidson	*H L 73-75
D 30 Auburn	*H W 72-71
J 2 Louisville (-/14)	A L 61-99
J 6 Rutgers	H W 80-61
J 9 Maryland	H L 36-40
J 13 Wake Forest	A L 48-58
J 16 North Carolina (-/1)	H L 63-73
J 20 N.C. State (-/14)	H W 49-48
J 23 Clemson	A W 50-44
J 27 Holy Cross	N1 W 66-60
J 30 Virginia (-/3)	H L 65-77
F 3 Georgia Tech	H W 47-46
F 6 Maryland	A L 60-77
F 8 UNC Wilmington •	H W 67-57
F 10 Stetson	A L 81-88
F 13 Wake Forest (-/16)	H L 71-86
F 16 N.C. State	A L 56-72
F 20 Georgia Tech	A L 78-87
F 24 Clemson • • •	H W 73-72
F 27 North Carolina (-/2)	A L 66-84
M 5 Wake Forest (-/16)	N2 L 53-88

*H - Iron Duke Classic, Durham, N.C.
 N1 - East Rutherford, N.J.
 N2 - ACC Tournament, Greensboro, N.C.

1982-83

Record: 11-17	ACC: 3-11 (7th)
Head Coach: Mike Krzyzewski	
N 27 East Carolina	H W 70-65
N 29 Appalachian State	H W 73-57
D 2 Colorado	A L 70-79
D 4 California	A L 71-76
D 8 Virginia (-/1)	H L 91-104
D 11 Vanderbilt	A L 65-74
D 14 Davidson	H W 63-60
D 29 New Hampshire	H W 84-48
J 3 George Mason	H W 90-79
J 5 Wagner	H L 77-84
J 8 La Salle	A W 61-60
J 12 Louisville (-/9)	H L 76-91
J 15 Maryland	A W 86-67
J 19 Wake Forest	H L 84-88
J 22 North Carolina (-/3)	A L 82-103
J 26 N.C. State	A L 79-94
J 29 Clemson	H W 99-96
F 2 William & Mary	H W 73-71
F 5 Virginia (-/3)	A L 84-105
F 9 Georgia Tech	A L 66-67
F 16 Stetson	H W 89-80
F 19 Wake Forest	A L 104-110
F 21 Maryland	H L 90-101
F 23 N.C. State	H L 79-96
F 26 Georgia Tech	H W 106-81
M 2 Clemson	A L 86-93
M 5 North Carolina (-/8)	H L 81-105
M 11 Virginia (-/2)	N1 L 66-109

N1 - ACC Tournament, Atlanta, Ga.

MEDIA GUIDE

2016-17 DUKE MEN'S BASKETBALL

1983-84

Record: 24-10 ACC: 7-7 (T3rd)

Head Coach: Mike Krzyzewski

N 26	Vanderbilt	H	W	78-74
N 30	William & Mary	A	W	70-68
D 3	Davidson	A	W	90-63
D 5	South Florida	H	W	95-66
D 7	Ohio Univ.	H	W	82-63
D 10	East Carolina	H	W	80-64
D 12	Massachusetts	H	W	88-56
D 21	Colorado	H	W	90-72
D 28	Southern Methodist	NI	L	76-78
D 29	Pacific	NI	W	68-66
D 30	Navy	NI	W	90-79
J 4	Loyola, Md.	H	W	92-68
J 7	Virginia (-/20)	A	W	78-72
J 9	Bucknell	H	W	84-67
J 11	Appalachian State	H	W	73-60
J 14	Maryland (-/5)	H	L	75-81
J 18	Wake Forest (-/12)	A	L	66-97
J 21	North Carolina (-/1)	H	L	73-78
J 26	N.C. State	H	L	76-79
J 28	Clemson	A	W	67-65
J 30	Georgia Tech	A	W	69-68
F 4	Virginia	H	W	67-64
F 8	Harvard	A	W	89-86
F 11	Maryland (-/13)	A	W	89-84
F 15	Stetson (19/-)	A	W	80-69
F 18	Wake Forest (19/13) *	H	W	79-77
F 23	N.C. State (14/-) *	A	W	73-70
F 25	Georgia Tech (14/-)	H	L	56-58
F 29	Clemson (15/-)	H	L	76-77
M 3	North Carolina (15/1) **	A	L	83-96
M 9	Georgia Tech (16/-) *	N2	W	67-63
M 10	North Carolina (16/1)	N2	W	77-75
M 11	Maryland (16/14)	N2	L	62-74
M 18	Washington (14/15)	N3	L	78-80

NI - Rainbow Classic, Honolulu, Hawaii.
 N2 - ACC Tournament, Greensboro, N.C.
 N3 - NCAA Tournament, Pullman, Wash.

1984-85

Record: 23-8 ACC: 8-6 (T4th)

Head Coach: Mike Krzyzewski

N 26	St. Louis (6/-)	A	W	97-64
N 28	William & Mary (4/-)	H	W	92-60
D 1	St. Joseph's (4/-)	H	W	59-46
D 5	Appalachian State (4/-)	H	W	98-64
D 8	Virginia (4/-)	H	W	78-65
D 17	Davidson (3/-)	H	W	82-65
D 19	Northwestern (2/-)	A	W	76-55
D 28	Alabama-Birmingham (2/-)	NI	W	76-62
D 29	Southern Cal (2/-)	NI	W	75-73
J 5	Virginia (2/-)	A	W	63-58
J 9	East Carolina (2/-)	H	W	87-63
J 12	Washington (2/-)	H	W	71-59
J 14	Maryland (2/-) *	A	L	76-78
J 17	Wake Forest (2/-) *	H	L	89-91
J 19	North Carolina (2/6)	A	W	93-77
J 23	N.C. State (5/-)	A	L	71-89
J 26	Clemson (5/-)	A	W	100-83
J 30	Wake Forest (6/-) *	A	W	76-70
F 4	Harvard (6/-)	H	W	82-53
F 6	Georgia Tech (5/10)	A	L	71-81
F 9	Maryland (5/-)	H	W	70-62
F 13	Stetson (7/-)	H	W	94-51
F 16	Notre Dame (7/-)	N2	W	81-69
F 20	N.C. State (6/-)	H	L	66-70
F 23	Georgia Tech (6/8)	H	W	67-62
F 27	Clemson (5/-)	H	W	90-73
M 2	North Carolina (5/8)	H	L	68-78
M 8	Maryland (7/-)	N3	W	86-73
M 9	Georgia Tech (7/9)	N3	L	64-75
M 15	Pepperdine (10/-)	N4	W	75-62
M 17	Boston College (10/-)	N4	L	73-74

NI - Trojan-Bud Light Classic, Los Angeles, Calif.
 N2 - East Rutherford, N.J.
 N3 - ACC Tournament, Atlanta, Ga.
 N4 - NCAA Tournament, Houston, Texas.

1985-86

Record: 37-3 ACC: 12-2 (1st)

Head Coach: Mike Krzyzewski

► ACC Champions				
► NCAA Final Four				
N 21	Lamar (6/-)	NI	W	66-62
N 24	Ala.-Birmingham (6/16)	NI	W	66-54
N 26	William & Mary (6/-)	A	W	84-61
N 29	St. John's (6/18)	N2	W	71-70
D 1	Kansas (6/5)	N2	W	92-86
D 2	East Carolina (6/-)	H	W	98-66
D 4	Vanderbilt (3/-)	A	W	84-74
D 7	Virginia (3/-)	H	W	72-64
D 18	Davidson (3/-)	A	W	69-52
D 28	Appalachian State (3/-)	H	W	88-46
D 30	Northwestern (3/-)	H	W	78-55
J 4	Maryland (3/-)	A	W	81-75
J 8	St. Louis (3/-)	H	W	84-58
J 11	N.C. State (3/-)	H	W	74-64
J 13	St. Joseph's (3/-)	A	W	87-66
J 16	Wake Forest (3/-)	H	W	92-63
J 18	North Carolina (3/1)	A	L	92-95
J 21	Georgia Tech (2/4)	A	L	80-87
J 25	Maryland (2/-)	H	W	80-68
J 27	Harvard (2/-)	H	W	89-52
J 29	Clemson (5/-)	H	W	89-78
F 1	Wake Forest (5/-)	A	W	68-58
F 6	Virginia (4/-)	A	W	77-65
F 9	Georgia Tech (4/2)	H	W	75-59
F 11	Stetson (2/-)	A	W	85-66
F 15	N.C. State (2/17)	A	W	72-70
F 16	Notre Dame (2/14)	H	W	75-74
F 19	Miami (2/-)	H	W	104-82
F 22	Oklahoma (2/10)	H	W	93-84
F 26	Clemson (1/-)	A	W	77-69
M 2	North Carolina (1/3)	H	W	82-74
M 7	Wake Forest (1/-)	N3	W	68-60
M 8	Virginia (1/-)	N3	W	75-70
M 9	Georgia Tech (1/6)	N3	W	68-67
M 13	Miss Valley State (1/-)	N4	W	85-78
M 15	Old Dominion (1/-)	N4	W	89-61
M 21	DePaul (1/-)	N5	W	74-67
M 23	Navy (1/17)	N5	W	71-50
M 29	Kansas (1/2)	N6	W	71-67
M 31	Louisville (1/7)	N6	L	69-72

NI - Big Apple NIT, Houston, Texas.
 N2 - Big Apple NIT, New York, N.Y.
 N3 - ACC Tournament, Greensboro, N.C.
 N4 - NCAA Tournament, Greensboro, N.C.
 N5 - NCAA Tournament, East Rutherford, N.J.
 N6 - NCAA Final Four, Dallas, Texas.

1986-87

Record: 24-9 ACC: 9-5 (3rd)

Head Coach: Mike Krzyzewski

► NCAA Sweet 16				
N 28	BYU-Hawaii	NI	W	85-68
N 29	Illinois (-/14)	NI	L	62-69
D 3	East Carolina	H	W	103-65
D 6	Vanderbilt	H	W	78-66
D 8	Davidson	H	W	95-65
D 13	Alabama (-/18)	N2	W	76-67
D 22	Miami	A	W	74-67
D 29	Appalachian State	H	W	80-50
D 30	Northwestern (20/-)	H	W	106-55
J 3	Virginia (20/-)	A	W	70-63
J 5	William & Mary (20/-)	H	W	82-46
J 7	St. Joseph's (17/-)	H	W	93-83
J 10	North Carolina (17/3)	H	L	77-85
J 14	Maryland (14/-)	A	W	85-61
J 17	Wake Forest (14/-)	H	W	69-49
J 21	N.C. State (12/20)	A	L	74-87
J 24	Clemson (12/10) *	A	W	105-103
J 26	Cornell (12/-)	H	W	85-59
J 29	Georgia Tech (13/-)	A	L	66-75
J 31	Wake Forest (13/-) *	A	W	62-60
F 2	Stetson (13/-)	H	W	62-59
F 4	Virginia (16/-)	H	W	75-61
F 7	Maryland (16/-)	H	W	76-67
F 10	Harvard (15/-)	A	W	98-86

F 15	Notre Dame (15/-) *	A	L	66-70
F 19	N.C. State (17/-)	H	W	66-50
F 21	Georgia Tech (17/-)	H	L	72-79
F 26	North Carolina (17/2)	A	L	71-77
F 28	Clemson (17/13)	H	W	65-59
M 6	N.C. State (14/-) *	N3	L	64-71
M 12	Texas A&M (17/-)	N4	W	58-51
M 14	Xavier (17/-)	N4	W	65-60
M 20	Indiana (17/3)	N5	L	82-88

NI - BYU-Hawaii Thanksgiving Classic, Laie, Hawaii.
 N2 - East Rutherford, N.J.
 N3 - ACC Tournament, Landover, Md.
 N4 - NCAA Tournament, Indianapolis, Ind.
 N5 - NCAA Tournament, Cincinnati, Ohio

1987-88

Record: 28-7 ACC: 9-5 (3rd)

Head Coach: Mike Krzyzewski

► ACC Champions				
► NCAA Final Four				
N 28	Appalachian State (15/-)	H	W	110-74
N 30	East Carolina (15/-)	H	W	94-45
D 3	Northwestern (13/-)	A	W	79-57
D 9	Davidson (10/-)	A	W	105-71
D 21	Harvard (10/-)	H	W	121-62
D 29	Florida (9/8)	NI	W	93-70
D 30	Arizona (9/1)	A	L	85-91
J 4	William & Mary (9/-)	H	W	101-70
J 6	Miami (9/-)	H	W	107-69
J 9	Virginia (9/-)	A	W	77-59
J 14	St. Louis (7/-)	H	W	69-53
J 16	Maryland (7/-)	H	L	69-72
J 21	North Carolina (9/2)	A	W	70-69
J 23	Wake Forest (9/-)	A	W	103-70
J 25	Stetson (9/-)	A	W	81-78
F 1	Clemson (5/-)	H	W	101-63
F 3	Georgia Tech (4/-)	H	W	78-65
F 6	N.C. State (4/-)	H	L	74-77
F 7	Notre Dame (4/-)	H	W	70-61
F 11	Wake Forest (8/-)	H	W	98-67
F 13	Maryland (8/-)	A	W	90-83
F 17	Virginia (6/-)	H	W	73-54
F 20	Kansas (6/-) *	A	W	74-70
F 24	N.C. State (5/18)	A	L	78-89
F 28	Georgia Tech (5/20)	A	L	87-91
M 2	Clemson (9/-)	A	L	77-79
M 6	North Carolina (9/6)	H	W	96-81
M 11	Virginia (8/-)	N2	W	60-48
M 12	N.C. State (8/11)	N2	W	73-71
M 13	North Carolina (8/9)	N2	W	65-61
M 17	Boston U. (5/-)	N3	W	85-69
M 19	Southern Methodist (5/-)	N3	W	94-79
M 24	Rhode Island (5/-)	N4	W	73-72
M 26	Temple (5/1)	N4	W	63-53
A 2	Kansas (5/-)	N5	L	59-66

NI - Fiesta Bowl Classic, Tucson, Ariz.
 N2 - ACC Tournament, Greensboro, N.C.
 N3 - NCAA Tournament, Chapel Hill, N.C.
 N4 - NCAA Tournament, East Rutherford, N.J.
 N5 - NCAA Final Four, Kansas City, Mo.

1988-89

Record: 28-8 ACC: 9-5 (T2nd)

Head Coach: Mike Krzyzewski

► NCAA Final Four				
N 19	Kentucky (1/-)	NI	W	80-55
N 26	The Citadel (1/-)	H	W	93-52
N 30	East Carolina (1/-)	H	W	95-46
D 3	Northwestern (1/-)	H	W	86-62
D 5	Stetson (1/-)	H	W	90-62
D 10	Miami (1/-)	A	W	117-102
D 21	Wake Forest (1/-)	H	W	94-88
D 29	Cornell (1/-)	H	W	94-59
J 3	Washington (1/-)	A	W	87-61
J 5	Davidson (1/-)	H	W	101-53
J 7	Virginia (1/-)	A	W	84-76
J 11	William & Mary (1/-)	H	W	100-38
J 14	Maryland (1/-)	A	W	82-72
J 18	North Carolina (1/13)	H	L	71-91
J 21	Wake Forest (1/-)	A	L	71-75

J 26	N.C. State (8/15)	A	L	73-88
J 29	Clemson (8/-)	H	W	92-62
F 2	Georgia Tech (12/-)	A	L	76-81
F 5	Notre Dame (12/-)	A	W	102-80
F 8	Virginia (14/-)	H	W	85-66
F 11	Maryland (14/-)	H	W	86-60
F 14	Harvard (11/-)	A	W	98-59
F 18	Kansas (11/-)	H	W	102-77
F 20	Georgia Tech (11/-)	H	W	91-66
F 23	N.C. State (9/17)	H	W	86-65
F 26	Arizona (9/2)	N2	L	75-77
M 1	Clemson (9/-)	A	L	74-79
M 5	North Carolina (9/5)	A	W	88-86
M 10	Wake Forest (7/-)	N3	W	88-64
M 11	Virginia (7/-)	N3	W	69-58
M 12	North Carolina (7/9)	N3	L	74-77
M 16	S.C. State (9/-)	N4	W	90-69
M 18	West Virginia (9/17)	N4	W	70-63
M 24	Minnesota (9/-)	N5	W	87-70
M 26	Georgetown (9/2)	N5	W	85-77

A 1 Seton Hall (9/11) N6 L 78-95
 NI - Tipoff Classic, Springfield, Mass.
 N2 - East Rutherford, N.J.
 N3 - ACC Tournament, Atlanta, Ga.
 N4 - NCAA Tournament, Greensboro, N.C.
 N5 - NCAA Tournament, East Rutherford, N.J.
 N6 - NCAA Final Four, Seattle, Wash.

1989-90

Record: 29-9 ACC: 9-5 (2nd)

Head Coach: Mike Krzyzewski

► NCAA Final Four				
N 25	Harvard (10/-)	H	W	130-54
N 29	Canisius (7/-)	H	W	102-66
D 2	Northwestern (7/-)	A	W	103-77
D 6	Syracuse (6/1)	NI	L	76-78
D 9	Michigan (6/8) *	A	L	108-113
D 21	Davidson (12/-)	A	W	89-44
D 23	Washington (12/-)	H	W	74-64
D 28	Drake (13/-)	N2	W	101-77
D 29	Cincinnati (13/-)	N2	W	95-83
D 30	Hawaii (13/-)	N2	W	87-75
J 3	The Citadel (13/-)	H	W	108-69
J 6	Virginia (13/-)	H	W	76-68
J 11	Georgia Tech (10/9)	A	W	96-91
J 13	Maryland (10/-)	H	W	91-80
J 17	North Carolina (8/-)	A	L	60-79
J 20	Wake Forest (8/-)	A	W	97-69
J 22	William & Mary (8/-)	A	W	109-76
J 24	N.C. State (8/-) *	H	W	85-82
J 28	Georgia Tech (8/13)	H	W	88-86
J 31	Clemson (5/-)	N3	W	94-80
F 4	Notre Dame (5/-)	H	W	

1990-91

Record: 32-7

ACC: 11-3 (1st)

Head Coach: Mike Krzyzewski

► NCAA Champions

N 14	Marquette (6/-)	*H	W	87-74
N 16	Boston College (6/-)	*H	W	100-76
N 21	Arkansas (6/2)	N2	L	88-98
N 23	Notre Dame (6/-)	N2	W	85-77
N 26	East Carolina (6/-)	H	W	125-82
D 1	UNC Charlotte (8/-)	H	W	111-94
D 5	Georgetown (5/6)	*A	L	74-79
D 8	Michigan (5/-)	H	W	75-68
D 19	Harvard (9/-)	A	W	103-61
D 22	Oklahoma (9/11)	A	W	90-85
D 29	Lehigh (8/-)	H	W	97-67
J 2	Boston U. (8/-)	H	W	109-55
J 5	Virginia (8/18)	A	L	64-81
J 9	Georgia Tech (14/24)	H	W	98-57
J 12	Maryland (14/-)	A	W	94-78
J 14	Wake Forest (14/-)	H	W	89-67
J 16	The Citadel (12/-)	A	W	83-50
J 19	North Carolina (12/5)	H	W	74-60
J 23	N.C. State (9/-)	A	L	89-95
J 26	Clemson (9/-)	A	W	99-70
J 30	Georgia Tech (7/23)	A	W	77-75
F 2	Notre Dame (7/-)	A	W	90-77
F 7	Virginia (6/11)	H	W	86-74
F 9	Maryland (6/-)	H	W	101-81
F 10	Louisiana State (6/19)	H	W	88-70
F 13	Davidson (5/-)	H	W	74-39
F 16	Wake Forest (5/-)	A	L	77-86
F 20	N.C. State (7/-)	H	W	72-65
F 24	Arizona (7/9) ••	A	L	96-103
F 27	Clemson (8/-)	H	W	79-62
M 3	North Carolina (8/4)	A	W	83-77
M 9	N.C. State (6/-)	N4	W	93-72
M 10	North Carolina (6/7)	N4	L	74-96
M 14	Louisiana-Monroe (6/-)	N5	W	102-73
M 16	Iowa (6/-)	N5	W	85-70
M 22	Connecticut (6/-)	N6	W	81-67
M 24	St. John's (6/20)	N6	W	78-61
M 30	UNLV (6/1)	N7	W	79-77
A 1	Kansas (6/12)	N7	W	72-65

*H - Dodge NIT, Durham, N.C.

N2 - Dodge NIT, New York, N.Y.

*A - ACC/Big East Challenge, Landover, Md.

N4 - ACC Tournament, Charlotte, N.C.

N5 - NCAA Tournament, Minneapolis, Minn.

N6 - NCAA Tournament, Pontiac, Mich.

N7 - NCAA Final Four, Indianapolis, Ind.

1991-92

Record: 34-2

ACC: 14-2 (1st)

Head Coach: Mike Krzyzewski

► ACC Champions

► NCAA Champions

N 25	East Carolina (1/-)	H	W	103-75
N 30	Harvard (1/-)	H	W	118-65
D 5	St. John's (1/7)	N1	W	91-81
D 7	Canisius (1/-)	A	W	96-60
D 14	Michigan (1/18) •	A	W	88-85
D 30	William & Mary (1/-)	H	W	97-61
J 2	Virginia (1/-)	A	W	68-62
J 6	Florida State (1/-)	H	W	86-70
J 8	Maryland (1/-)	A	W	83-66
J 11	Georgia Tech (1/14)	H	W	97-84
J 15	N.C. State (1/-)	H	W	110-75
J 18	UNC Charlotte (1/18)	H	W	104-82
J 21	Boston U. (1/-)	A	W	95-85
J 25	Wake Forest (1/-)	H	W	84-68
J 27	Clemson (1/-)	H	W	112-73
J 30	Florida State (1/23)	A	W	75-62
F 1	Notre Dame (1/-)	H	W	100-71
F 5	North Carolina (1/9)	A	L	73-75
F 8	Louisiana State (1/22)	A	W	77-67
F 12	Georgia Tech (1/-)	A	W	71-62

F 16	N.C. State (1/-)	A	W	71-63
F 20	Maryland (1/-)	H	W	91-89
F 23	Wake Forest (1/-)	A	L	68-72
F 26	Virginia (1/-)	H	W	76-67
M 1	UCLA (1/4)	A	W	75-65
M 4	Clemson (1/-)	A	W	98-97
M 8	North Carolina (1/16)	H	W	89-77
M 13	Maryland (1/-)	N2	W	94-87
M 14	Georgia Tech (1/-)	N2	W	89-76
M 15	North Carolina (1/20)	N2	W	94-74
M 19	Campbell (1/-)	N3	W	82-56
M 21	Iowa (1/-)	N3	W	75-62
M 26	Seton Hall (1/19)	N4	W	81-69
M 28	Kentucky (1/6) •	N4	W	104-103
A 4	Indiana (1/5)	N5	W	81-78
A 6	Michigan (1/15)	N5	W	71-51

N1 - ACC/Big East Challenge, Greensboro, N.C.

N2 - ACC Tournament, Charlotte, N.C.

N3 - NCAA Tournament, Greensboro, N.C.

N4 - NCAA Tournament, Philadelphia, Pa.

N5 - NCAA Final Four - Minneapolis, Minn.

1992-93

Record: 24-8

ACC: 10-6 (T3rd)

Head Coach: Mike Krzyzewski

D 1	Canisius (4/-)	H	W	110-62
D 5	Michigan (4/1)	H	W	79-68
D 7	Northeastern (1/-)	H	W	103-72
D 12	Rutgers (1/-)	N1	W	88-79
D 21	DePaul (1/-)	N2	W	89-73
D 22	Louisiana State (1/-)	N2	W	96-67
D 23	Brigham Young (1/-)	N2	W	89-66
D 30	Boston U. (1/-)	H	W	106-62
J 4	Oklahoma (1/11) •	H	W	88-84
J 6	Clemson (1/-)	H	W	110-67
J 10	Georgia Tech (1/10)	A	L	79-80
J 13	Wake Forest (3/-)	A	W	86-59
J 16	Iowa (3/3)	H	W	65-56
J 17	Virginia (3/14)	H	L	69-77
J 21	N.C. State (6/-)	H	W	92-56
J 24	Florida State (6/-) •	A	L	88-89
J 26	San Francisco (7/-)	H	W	117-73
J 30	Maryland (7/-)	A	W	78-62
F 3	North Carolina (5/6)	H	W	81-67
F 6	Notre Dame (5/-)	A	W	67-50
F 8	Clemson (3/-)	A	W	93-84
F 10	Georgia Tech (3/-)	H	W	73-63
F 13	Wake Forest (3/9)	H	L	86-98
F 18	Virginia (7/23)	A	L	55-58
F 21	N.C. State (7/-)	A	W	91-82
F 24	Florida State (9/6)	H	W	98-75
F 28	UCLA (9/-)	H	W	78-67
M 3	Maryland (6/-)	H	W	95-79
M 7	North Carolina (6/1)	A	L	69-83
M 12	Georgia Tech (8/-)	N3	L	66-69
M 18	Southern Illinois (10/-)	N4	W	105-70
M 20	California (10/-)	N4	L	77-82

N1 - East Rutherford, N.J.

N2 - Maui Invitational, Lahaina, Hawaii.

N3 - ACC Tournament, Charlotte, N.C.

N4 - NCAA Tournament, Chicago, Ill.

1993-94

Record: 28-6

ACC: 12-4 (1st)

Head Coach: Mike Krzyzewski

► NCAA Final Four

N 27	Northeastern (4/-)	H	W	86-72
D 1	The Citadel (6/-)	H	W	78-63
D 4	Xavier (6/-)	H	W	82-60
D 6	S.C. State (4/-)	H	W	97-61
D 11	Michigan (4/3)	A	W	73-63
D 22	Iowa (3/-)	A	W	79-76
D 30	Western Carolina (3/-)	H	W	87-67
J 5	Clemson (3/-)	A	W	71-65
J 8	Georgia Tech (3/12)	H	W	88-71
J 10	Brown (2/-)	H	W	89-71

J 13	Wake Forest (2/-)	H	L	68-69
J 15	Virginia (2/-)	A	W	66-58
J 20	N.C. State (5/-)	A	W	92-65
J 22	Florida State (5/-)	H	W	106-79
J 26	Notre Dame (2/-)	H	W	74-72
J 29	Maryland (2/18)	H	W	75-62
F 3	North Carolina (1/2)	A	L	78-89
F 5	Clemson (1/-)	H	W	78-74
F 8	Georgia Tech (2/-)	A	W	66-63
F 13	Wake Forest (2/-)	A	L	69-78
F 16	Virginia (6/-)	H	W	84-54
F 20	N.C. State (6/-)	H	W	85-58
F 23	Florida State (2/-)	A	W	84-72
F 27	Temple (2/8)	H	W	59-47
M 2	Maryland (2/-)	A	W	73-69
M 5	North Carolina (2/5)	H	L	77-87
M 11	Clemson (5/-)	N1	W	77-64
M 12	Virginia (5/-)	N1	L	61-66
M 18	Texas Southern (6/-)	N2	W	82-70
M 20	Michigan State (6/-)	N2	W	85-74
M 24	Marquette (6/21)	N3	W	59-49
M 26	Purdue (6/3)	N3	W	69-60
A 2	Florida (6/14)	N4	W	70-65
A 4	Arkansas (6/2)	N4	L	72-76

N1 - ACC Tournament, Charlotte, N.C.

N2 - NCAA Tournament, St. Petersburg, Fla.

N3 - NCAA Tournament, Knoxville, Tenn.

N4 - NCAA Final Four, Charlotte, N.C.

1994-95

Record: 13-18

ACC: 2-14 (9th)

Head Coach: Mike Krzyzewski, Pete Gaudet*

N 25	Brown (8/-)	H	W	80-38
N 26	Northeastern (8/-)	H	W	93-70
N 29	Connecticut (6/16)	N1	L	86-90
D 3	Illinois (6/-)	N2	W	70-65
D 6	George Washington (9/-)	H	W	103-73
D 10	Michigan (9/23)	H	W	69-59
D 19	N.C. A&T (9/-)	H	W	99-56
D 27	Iowa (7/-)	N3	L	71-81
D 29	Boston U. (7/-)	N3	W	73-54
D 30	Georgia Tech (7/17)	N3	W	76-69
J 2	S.C. State (7/-)	H	W	107-61
J 4	Clemson (11/-)	H	L	70-75
J 7	Georgia Tech (11/24)	A	L	68-75
J 11	Wake Forest (16/14)	A	L	64-74
J 14	Virginia (16/-) ••	H	L	88-91
J 18	N.C. State	H	L	60-77
J 21	Florida State	A	L	75-78
J 24	Notre Dame	A	W	87-74
J 28	Maryland (-/8)	A	L	72-74
F 2	North Carolina (-/2) ••	H	L	100-102
F 4	Clemson	A	L	44-51
F 9	Georgia Tech (-/18)	H	W	77-70
F 11	Wake Forest (-/11)	H	L	61-62
F 15	Virginia (-/16)	A	L	58-64
F 18	N.C. State	A	L	79-84
F 22	Florida State	H	W	72-67
F 26	UCLA (-/2)	A	L	77-100
M 1	Maryland (-/6)	H	L	92-94
M 4	North Carolina (-/2)	A	L	86-99
M 9	N.C. State	N4	W	83-70
M 10	Wake Forest (-/7)	N4	L	70-87

N1 - Auburn Hills, Mich.

N2 - Chicago, Ill.

N3 - Kraft Rainbow Classic, Honolulu, Hawaii.

N4 - ACC Tournament, Greensboro, N.C.

*Krzyzewski coached first 12 games before leaving team after back surgery and exhaustion. Gaudet coached final 19 games as interim head coach. Coaching records reflect this situation.

1995-96

Record: 18-13

ACC: 8-8 (T4th)

Head Coach: Mike Krzyzewski

N 23	Old Dominion	N1	W	75-55
N 24	Indiana (-/23)	N1	W	70-64
N 25	Iowa (-/10)	N1	W	88-81
N 29	UNC Greensboro (12/-)	H	W	71-57
D 2	Illinois (12/-)	H	L	65-75
D 4	S.C. State (18/-)	H	W	84-64
D 9	Michigan (18/22)	A	L	84-88
D 19	Delaware (21/-)	H	W	79-73
D 20	Western Carolina (21/-)	H	W	107-67
D 28	Monmouth (20/-)	H	W	69-53
D 30	Northeastern (20/-)	A	W	87-56
J 3	Clemson (19/22)	A	L	48-51
J 7	Georgia Tech (19/-)	H	L	81-86
J 10	Wake Forest (-/8)	H	L	54-57
J 13	Virginia	A	L	66-77
J 18	N.C. State	A	W	71-70
J 20	Florida State	H	W	85-65
J 25	Temple	A	L	58-59
J 28	Maryland	H	W	83-73
J 31	North Carolina (-/8)	A	L	72-73
F 3	Clemson (-/24)	H	W	83-53
F 7	Georgia Tech •	A	L	71-73
F 11	Wake Forest (-/9)	A	L	65-79
F 14	Virginia	H	W	79-69
F 17	N.C. State •	H	W	79-76
F 22	Florida State	A	W	93-87
F 25	UCLA (-/16)	H	W	85-66
F 28	Maryland	A	W	77-75
M 3	North Carolina (-/19)	H	L	78-84
M 8	Maryland	N2	L	69-82
M 14	Eastern Michigan	N3	L	60-75

N1 - Carrs Great Alaska Shootout, Anchorage, Alaska

N2 - ACC Tournament, Greensboro, N.C.

N3 - NCAA Tournament, Indianapolis, Ind.

1996-97

Record: 24-9

ACC: 12-4 (1st)

Head Coach: Mike Krzyzewski

N 20	St. Joseph's (10/-)	*H	W	89-60
N 22	Vanderbilt (10/-)	*H	W	86-57
N 27	Tulsa (6/22)	N1	W	72-67
N 29	Indiana (6/20)	N1	L	69-85
D 2	Lehigh (10/-)	H	W	103-51
D 5	Florida State (10/-) •	H	W	72-66
D 8	Michigan (10/7)	H	L	61-62
D 11	Davidson (14/-)	H	W	85-58
D 14	Villanova (14/4)	A	W	87-79
D 22	Army (11/-)	H	W	100-38
D 30	Western Carolina (13/-)	H	W	104-54
J 2	S.C. State (13/-)	H	W	104-54
J 5				

1997-98

Record: 32-4 ACC: 15-1 (1st)
Head Coach: Mike Krzyzewski
▶ NCAA Elite Eight

N 16	Army (3/-)	A	W	78-45
N 20	Davidson (3/-)	H	W	100-65
N 24	Chaminade (3/-)	NI	W	106-70
N 25	Missouri (3/-)	NI	W	82-59
N 26	Arizona (3/1)	NI	W	95-87
D 1	S.C. State (1/-)	H	W	98-40
D 3	UNC Greensboro (1/-)	H	W	93-37
D 6	Virginia (1/-)	H	W	103-59
D 10	Villanova (1/-)	H	W	94-66
D 13	Michigan (1/-)	A	L	73-81
D 21	Mercer (3/-)	H	W	126-64
D 30	Portland State (3/-)	H	W	89-39
J 3	Maryland (3/20)	A	W	104-72
J 7	N.C. State (2/-)	H	W	64-50
J 10	Florida State (2/13)	A	W	75-63
J 14	Wake Forest (2/-)	A	W	88-52
J 17	Clemson (2/-)	H	W	81-80
J 20	N.C. A&T (1/-)	A	W	101-66
J 24	Virginia (1/-)	A	W	72-65
J 29	Maryland (1/23)	H	W	86-59
F 1	Georgia Tech (1/-)	H	W	90-69
F 5	North Carolina (1/2)	A	L	73-97
F 8	N.C. State (1/-)	A	W	65-49
F 10	Florida State (2/-)	H	W	86-72
F 14	Wake Forest (2/-)	H	W	78-47
F 18	Clemson (2/-)	A	W	70-66
F 22	UCLA (2/12)	H	W	120-84
F 25	Georgia Tech (1/-)	A	W	76-53
F 28	North Carolina (1/3)	H	W	77-75
M 5	Virginia (1/-)	N2	W	63-41
M 7	Clemson (1/-)	N2	W	66-64
M 8	North Carolina (1/4)	N2	L	68-83
M 13	Radford (3/-)	N3	W	99-63
M 15	Oklahoma State (3/-)	N3	W	79-73
M 20	Syracuse (3/21)	N4	W	80-67
M 22	Kentucky (3/5)	N4	L	84-86

NI - Maui Invitational, Lahaina, Hawaii.
N2 - ACC Tournament, Greensboro, N.C.
N3 - NCAA Tournament, Lexington, Ky.
N4 - NCAA Tournament, St. Petersburg, Fla.

1998-99

Record: 37-2 ACC: 16-0 (1st)
Head Coach: Mike Krzyzewski
▶ ACC Champions
▶ NCAA Final Four

N 14	Fairfield (1/-)	H	W	98-66
N 17	Davidson (1/-)	NI	W	94-61
N 21	S.C. State (1/-)	H	W	120-56
N 26	Notre Dame (1/-)	N2	W	111-82
N 27	Fresno State (1/-)	N2	W	93-82
N 28	Cincinnati (1/15)	N2	L	75-77
D 2	Michigan State (4/9)	N3	W	73-67
D 5	N.C. State (4/-)	H	W	89-69
D 9	Florida (3/-)	H	W	116-86
D 12	Michigan (3/-)	H	W	108-64
D 20	N.C. A&T (2/-)	H	W	88-53
D 22	Kentucky (2/3)	N4	W	71-60
D 30	UNC Greensboro (2/-)	H	W	104-58
J 3	Maryland (2/4)	A	W	82-64
J 6	Georgia Tech (2/-)	H	W	99-58
J 10	Virginia (2/-)	H	W	115-69
J 13	Wake Forest (2/-)	A	W	82-72
J 16	Florida State (2/-)	H	W	98-73
J 20	Clemson (2/-)	A	W	82-60
J 24	St. John's (2/8) *	A	W	92-88
J 27	North Carolina (2/10)	H	W	89-77
J 30	N.C. State (2/-)	A	W	80-61
F 3	Maryland (2/7)	H	W	95-77
F 6	Georgia Tech (2/-)	A	W	87-79
F 11	Virginia (1/-)	A	W	100-54
F 13	Wake Forest (1/-)	H	W	102-71
F 17	Florida State (1/-)	A	W	85-59
F 20	Clemson (1/-)	H	W	92-65
F 24	DePaul (1/-)	A	W	96-64
F 27	North Carolina (1/14)	A	W	81-61
M 4	Virginia (1/-)	N5	W	104-67
M 6	N.C. State (1/-)	N5	W	83-68
M 7	North Carolina (1/15)	N5	W	96-73
M 12	Florida A&M (1/-)	N6	W	99-58

M 14	Tulsa (1/-)	N6	W	97-56
M 19	SW Missouri State (1/-)	N7	W	78-61
M 21	Temple (1/-)	N7	W	85-64
M 27	Michigan State (1/2)	N8	W	68-62
M 29	Connecticut (1/3)	N8	L	74-77

NI - Charlotte, N.C.
N2 - Carrs Great Alaska Shootout, Anchorage, Alaska.
N3 - Great Eight, Chicago, Ill.
N4 - Jimmy V Classic, East Rutherford, N.J.
N5 - ACC Tournament, Charlotte, N.C.
N6 - NCAA Tournament, Charlotte, N.C.
N7 - NCAA Tournament, East Rutherford, N.J.
N8 - NCAA Final Four, St. Petersburg, Fla.

1999-00

Record: 29-5 ACC: 15-1 (1st)
Head Coach: Mike Krzyzewski
▶ ACC Champions
▶ NCAA Sweet 16

N 11	Stanford (10/13) *	NI	L	79-80
N 12	Connecticut (10/1)	NI	L	66-71
N 20	Army (18/-)	H	W	100-42
N 23	Columbia (16/-)	H	W	99-52
N 27	USC (16/-)	N2	W	81-68
N 30	Illinois (17/16)	N3	W	72-69
D 4	DePaul (17/22) *	H	W	84-83
D 11	Michigan (14/-)	A	W	104-97
D 19	N.C. A&T (11/6)	H	W	101-60
D 21	Davidson (10/-)	H	W	109-65
J 2	William & Mary (9/-)	H	W	96-55
J 5	Virginia (8/-) *	A	W	109-100
J 9	Maryland (8/12)	A	W	80-70
J 12	Georgia Tech (6/-)	H	W	82-57
J 16	Florida State (6/-)	A	W	85-54
J 19	N.C. State (5/-) *	H	W	92-88
J 22	Wake Forest (5/-)	A	W	75-61
J 29	Clemson (3/-)	H	W	93-59
F 3	North Carolina (3/-) *	A	W	90-86
F 5	Virginia (3/-)	H	W	106-86
F 9	Maryland (3/23)	H	L	87-98
F 12	Georgia Tech (3/-)	A	W	84-65
F 16	Florida State (3/-)	H	W	101-68
F 19	N.C. State (3/-)	A	W	71-66
F 22	Wake Forest (2/-)	H	W	96-78
F 26	St. John's (2/-)	H	L	82-83
M 1	Clemson (4/-)	A	W	92-78
M 4	North Carolina (4/-)	H	W	90-76
M 9	Clemson (3/-)	N4	W	94-63
M 11	Wake Forest (3/-)	N4	W	82-73
M 12	Maryland (3/20)	N4	W	81-68
M 17	Lamar (1/-)	N5	W	82-55
M 19	Kansas (1/-)	N5	W	69-64
M 24	Florida (1/11)	N6	L	78-87

NI - Coaches vs. Cancer Classic, New York, N.Y.
N2 - Wooden Classic, Anaheim, Calif.
N3 - ACC/Big 10 Challenge, Chicago, Ill.
N4 - ACC Tournament, Charlotte, N.C.
N5 - NCAA Tournament, Winston-Salem, N.C.
N6 - NCAA Tournament, Syracuse, N.Y.

2000-01

Record: 35-4 ACC: 13-3 (11st)
Head Coach: Mike Krzyzewski
▶ ACC Champions
▶ NCAA Champions

N 14	Princeton (2/-)	H	W	87-50
N 17	Villanova (2/-)	H	W	98-85
N 22	Texas (2/-)	NI	W	95-69
N 24	Temple (2/-)	NI	W	63-61
N 25	Army (2/-)	H	W	91-48
N 28	Illinois (1/9)	N2	W	78-77
D 2	Temple (1/17)	A	W	93-68
D 5	Davidson (1/-)	H	W	102-60
D 9	Michigan (1/-)	H	W	104-61
D 19	Portland (1/-)	N3	W	97-64
D 21	Stanford (1/3)	N4	L	83-84
D 30	N.C. A&T (3/-)	H	W	108-73
J 4	Florida State (3/-)	A	W	99-72
J 7	Clemson (3/-)	H	W	115-74
J 10	N.C. State (2/-)	A	W	84-78
J 13	Virginia (2/10)	H	W	103-61
J 16	Boston College (2/25)	H	W	97-75
J 20	Georgia Tech (2/-)	A	W	98-77
J 24	Wake Forest (2/9)	H	W	85-62
J 27	Maryland (2/8) *	A	W	98-96
F 1	North Carolina (2/4)	H	L	83-85
F 4	Florida State (2/-)	H	W	100-58

F 7	Clemson (3/-)	A	W	81-64
F 11	N.C. State (3/-)	H	W	101-75
F 14	Virginia (3/12)	A	L	89-91
F 18	St. John's (3/-)	A	W	91-59
F 21	Georgia Tech (4/-)	H	W	98-54
F 24	Wake Forest (4/24)	A	W	82-80
F 27	Maryland (2/16)	H	L	80-91
M 4	North Carolina (2/4)	A	W	95-81
M 9	N.C. State (3/-)	N5	W	76-61
M 10	Maryland (3/11)	N5	W	84-82
M 11	North Carolina (3/6)	N5	W	79-53
M 15	Monmouth (1/-)	N6	W	95-52
M 17	Missouri (1/-)	N6	W	94-81
M 22	UCLA (1/15)	N7	W	76-63
M 24	USC (1/-)	N7	W	79-69
M 31	Maryland (1/11)	N8	W	95-84
M 32	Arizona (1/5)	N8	W	82-72

NI - TiVo Preseason NIT, New York, N.Y.
N2 - ACC/Big Ten Challenge, Greensboro, N.C.
N3 - Rose Garden, Portland, Ore.
N4 - The Coliseum in Oakland, Oakland, Calif.
N5 - ACC Tournament, Atlanta, Ga.
N6 - NCAA Tournament, Greensboro, N.C.
N7 - NCAA Tournament, Philadelphia, Pa.
N8 - NCAA Final Four, Minneapolis, Minn.

2001-02

Record: 31-4 ACC: 13-3 (2nd)
Head Coach: Mike Krzyzewski
▶ ACC Champions
▶ NCAA Sweet 16

N 19	Seton Hall (1/-)	NI	W	80-79
N 20	South Carolina (1/-)	NI	W	81-56
N 21	Ball State (1/-)	NI	W	83-71
N 25	Portland (1/-)	H	W	104-62
N 27	Iowa (1/7)	N2	W	80-62
D 2	Clemson (1/-)	H	W	96-80
D 5	Temple (1/-)	H	W	82-57
D 8	Michigan (1/-)	A	W	104-83
D 16	N.C. A&T (1/-)	H	W	93-51
D 18	Kentucky (1/7) *	N3	W	95-92
D 29	San Diego State (1/-)	H	W	92-79
J 2	Davidson (1/-)	N4	W	106-71
J 6	Florida State (1/-)	A	L	76-77
J 10	Georgia Tech (2/-)	H	W	104-79
J 13	N.C. State (2/-)	A	W	76-57
J 17	Maryland (1/3)	H	W	99-78
J 19	Wake Forest (1/14)	H	W	103-80
J 24	Boston College (1/-)	A	W	88-78
J 27	Virginia (1/7)	H	W	94-81
J 31	North Carolina (1/-)	A	W	87-58
F 2	Clemson (1/-)	A	W	98-88
F 7	Florida State (1/-)	H	W	80-49
F 9	Georgia Tech (1/-)	A	W	95-63
F 14	N.C. State (1/24)	H	W	108-71
F 17	Maryland (1/3)	A	L	73-87
F 21	Wake Forest (3/20)	A	W	90-61
F 24	St. John's (3/-)	H	W	97-55
F 28	Virginia (3/-)	A	L	84-87
M 3	North Carolina (3/-)	H	W	93-68
M 8	North Carolina (3/-)	N5	W	60-48
M 9	Wake Forest (3/-)	N5	W	79-64
M 10	N.C. State (3/-)	N5	W	91-61
M 14	Winthrop (1/-)	N6	W	84-37
M 16	Notre Dame (1/-)	N6	W	84-77
M 21	Indiana (1/-)	N7	L	73-74

NI - Maui Invitational, Lahaina, Maui
N2 - ACC/Big Ten Challenge, Chicago, Ill.
N3 - Jimmy V Classic, East Rutherford, N.J.
N4 - Charlotte, N.C.
N5 - ACC Tournament, Charlotte, N.C.
N6 - NCAA Tournament, Greenville, S.C.
N7 - NCAA Tournament, Lexington, Ky.

2002-03

Record: 26-7 ACC: 11-5 (T2nd)
Head Coach: Mike Krzyzewski
▶ ACC Champions
▶ NCAA Sweet 16

N 23	Army (6/-)	H	W	101-53
N 25	Davidson (6/-)	H	W	95-80
N 30	UCLA (6/14)	NI	W	84-73
D 3	Ohio State (6/-)	N2	W	91-76
D 7	Michigan (4/-)	H	W	81-59
D 17	N.C. A&T (4/-)	N3	W	91-57
D 29	Dayton (3/-)	H	W	85-74

J 2	Fairfield (3/-)	H	W	86-58
J 5	Clemson (3/-)	A	W	89-71
J 8	Georgetown (1/-)	H	W	93-86
J 12	Wake Forest (1/17)	H	W	74-55
J 15	Virginia (1/-)	H	W	104-93
J 18	Maryland (1/17)	A	L	72-87
J 22	N.C. State (3/-)	A	L	71-80
J 25	Georgia Tech (3/-)	H	W	91-71
J 30	Butler (5/-)	H	W	80-60
F 2	Florida State (5/-)	A	L	70-75
F 5	North Carolina (9/-)	H	W	83-74
F 9	Clemson (9/-)	H	W	65-55
F 13	Wake Forest (8/15) **	A	L	80-94
F 15	Virginia (8/-)	A	W	78-59
F 19	Maryland (8/13)	H	W	75-70
F 22	N.C. State (8/-)	H	W	79-68
F 26	Georgia Tech (6/-)	A	W	77-58
M 2	St. John's (6/-)	A	L	71-72
M 6	Florida State (10/-)	H	W	72-56
M 9	North Carolina (10/-)	A	L	79-82
M 14	Virginia (12/-)	N4	W	83-76
M 15	North Carolina (12/-)	N4	W	75-63
M 16	N.C. State (12/-)	N4	W	84-77
M 20	Colorado State (7/-)	N5	W	67-57
M 22	Central Michigan (7/-)	N5	W	86-60
M 27	Kansas (7/6)	N6	L	65-69

NI - Wooden Tradition, Indianapolis, Ind.
N2 - ACC/Big Ten Challenge, Greensboro, N.C.
N3 - Greensboro Coliseum, Greensboro, N.C.
N4 - ACC Tournament, Greensboro, N.C.
N5 - NCAA Tournament, Salt Lake City, Utah
N6 - NCAA Tournament, Anaheim, Calif.

2003-04

Record: 31-6 ACC: 13-3 (1st)
Head Coach: Mike Krzyzewski
▶ NCAA Final Four

N 22	Detroit (2/-)	H	W	67-56
N 27	Pacific (2/-)	NI	W	82-69
N 28	Liberty (2/-)	NI	W	76-47
N 29	Purdue (2/-)	N1	L	68-78
D 3	Michigan State (6/5)	*A	W	72-50
D 6	St. John's (6/-)	H	W	79-58
D 14	Portland (4/-)	H	W	84-43
D 17	Princeton (3/-)	H	W	69-51
D 20	Texas (3/11)	N2	W	89-61
D 29	Davidson (3/-)	H	W	88-54
J 3	Clemson (2/-)	A	W	73-54
J 6	Fairfield (2/-)	H	W	99-58
J 11	Virginia (2/-)	A	W	93-71
J 15	N.C. State (2/-)	H	W	76-57
J 17	Wake Forest (2/4)	H	W	84-72
J 21				

2016-17 DUKE MEN'S BASKETBALL

MEDIA GUIDE

2004-05

Record: 27-6 ACC: 11-5 (3rd)

Head Coach: Mike Krzyzewski

► ACC Champions
► NCAA Sweet 16

N 20	Tennessee-Martin (11/-)	H	W	88-46
N 22	Davidson (11/-)	N1	W	74-61
N 27	UNC Greensboro (9/-)	H	W	98-44
N 30	Michigan State (10/11)	*H	W	81-74
D 4	Valparaiso (10/-)	N2	W	93-61
D 12	Toledo (9/-)	H	W	82-54
D 14	Illinois-Chicago (7/-)	H	W	88-55
D 18	Oklahoma (7/-)	N3	W	78-67
J 2	Clemson (6/-)	H	W	62-54
J 5	Princeton (5/-)	H	W	59-46
J 8	Temple (5/-)	H	W	82-74
J 13	N.C. State (5/-)	A	W	86-74
J 16	Virginia (5/-)	H	W	80-66
J 19	Miami (4/-)	A	W	92-83
J 22	Florida State (4/-)	A	W	88-56
J 26	Maryland (2/-)	H	L	66-75
J 30	Virginia Tech (2/-)	H	W	100-65
F 2	Wake Forest (4/7)	A	L	89-92
F 5	Georgia Tech (4/25)	H	W	82-65
F 9	North Carolina (7/2)	H	W	71-70
F 12	Maryland (7/-)	A	L	92-99
F 17	Virginia Tech (7/-)	A	L	65-67
F 20	Wake Forest (7/5)	H	W	102-92
F 23	Georgia Tech (7/-)	A	W	60-56
F 26	St. John's (7/-)	A	W	58-47
M 3	Miami (6/-)	H	W	83-59
M 6	North Carolina (6/2)	A	L	73-75
M 11	Virginia (5/-)	N4	W	76-64
M 12	N.C. State (5/-)	N4	W	76-69
M 13	Georgia Tech (5/-)	N4	W	69-64
M 18	Delaware State (3/-)	N5	W	57-46
M 20	Mississippi State (3/-)	N5	W	63-55
M 25	Michigan State (3/15)	N6	L	68-78

N1 - Charlotte Coliseum, Charlotte, N.C.

**H - ACC/Big Ten Challenge*

N2 - United Center, Chicago, Ill.

N3 - Dreyfus Classic, New York, N.Y.

N4 - ACC Tournament, Washington, D.C.

N5 - NCAA Tournament, Charlotte, N.C.

N6 - NCAA Tournament, Austin, Texas

2005-06

Record: 32-4 ACC: 14-2 (1st)

Head Coach: Mike Krzyzewski

► ACC Champions
► NCAA Sweet 16

N 14	Boston U. (1/-)	*H	W	64-47
N 16	Seton Hall (1/-)	*H	W	93-40
N 19	Davidson (1/-)	H	W	84-55
N 23	Drexel (1/-)	N1	W	78-68
N 25	Memphis (1/11)	N1	W	70-67
N 30	Indiana (1/17)	*A	W	75-67
D 4	Virginia Tech (1/-)	H	W	77-75
D 7	Penn (1/-)	H	W	72-59
D 10	Texas (1/2)	N2	W	97-66
D 18	Valparaiso (1/-)	H	W	104-77
D 21	St. John's (1/-)	H	W	70-57
D 31	UNC Greensboro (1/-)	N3	W	102-69
J 2	Bucknell (1/-)	H	W	84-50
J 8	Wake Forest (1/23)	A	W	82-64
J 11	Maryland (1/23)	H	W	76-52
J 14	Clemson (1/-)	A	W	87-77
J 18	N.C. State (1/14)	H	W	81-68
J 21	Georgetown (1/-)	A	L	84-87
J 26	Virginia Tech (2/-)	A	W	80-67
J 28	Virginia (2/-)	H	W	82-63
F 1	Boston College (2/15)	A	W	83-81
F 4	Florida State (2/-)	H	W	97-96
F 7	North Carolina (2/23)	A	W	87-83
F 11	Maryland (2/-)	A	W	96-88
F 14	Wake Forest (2/-)	H	W	93-70
F 19	Miami (2/-)	H	W	92-71
F 22	Georgia Tech (1/-)	A	W	73-66
F 25	Temple (1/-)	A	W	74-66
M 1	Florida State (1/-)	A	L	74-79
M 4	North Carolina (1/13)	H	L	76-83
M 10	Miami (3/-)	N4	W	80-76

M 11	Wake Forest (3/-)	N4	W	78-66
M 12	Boston College (3/11)	N4	W	78-76
M 16	Southern (1/-)	N5	W	70-54
M 18	George Washington (1/14)	N5	W	74-61
M 23	LSU (1/18)	N6	L	54-62

**H - NIT Season Tip-Off, Durham, N.C.*

N1 - NIT Season Tip-Off, New York, N.Y.

**A - ACC/Big Ten Challenge*

N2 - Continental Airlines Arena, East Rutherford, N.J.

N3 - Greensboro Coliseum, Greensboro, N.C.

N4 - ACC Tournament, Greensboro, N.C.

N5 - NCAA Tournament, Greensboro, N.C.

N6 - NCAA Tournament, Atlanta, Ga.

2006-07

Record: 22-11 ACC: 8-8 (T6th)

Head Coach: Mike Krzyzewski

*H W 86-43

N 12	Columbia (12/-)	*H	W	86-43
N 13	Georgia Southern (11/-)	*H	W	72-48
N 16	UNC Greensboro (11/-)	H	W	75-48
N 20	Air Force (9/-)	N1	W	71-56
N 21	Marquette (9/13)	N1	L	62-73
N 25	Davidson (11/-)	H	W	75-47
N 28	Indiana (11/-)	*H	W	54-51
D 2	Georgetown (11/18)	H	W	61-52
D 6	Holy Cross (7/-)	H	W	57-45
D 9	George Mason (7/-)	H	W	69-53
D 19	Kent State (6/-)	H	W	79-72
D 21	Gonzaga (6/22)	N2	W	61-54
D 31	San Jose State (5/-)	H	W	70-51
J 2	Temple (5/-)	H	W	73-55
J 6	Virginia Tech (5/-)	H	L	67-69
J 10	Georgia Tech (11/-)	A	L	63-74
J 14	Miami (11/-)	A	W	85-63
J 18	Wake Forest (14/-)	H	W	62-40
J 20	N.C. State (14/-)	A	W	79-56
J 25	Clemson (10/19)	H	W	68-66
J 28	Boston College (10/-)	H	W	75-61
F 1	Virginia (8/-)	A	L	66-68
F 4	Florida State (8/-)	H	L	67-68
F 7	North Carolina (16/5)	H	L	73-79
F 11	Maryland (16/-)	A	L	60-72
F 14	Boston College (7/21)	A	W	78-70
F 18	Georgia Tech (7/-)	H	W	71-62
F 22	Clemson (18/-)	A	W	71-66
F 25	St. John's (18/-)	A	W	67-50
F 28	Maryland (14/24)	H	L	77-85
M 4	North Carolina (14/8)	A	L	72-86
M 8	N.C. State (21/-)	N3	L	80-85
M 15	VCU (18/-)	N4	L	77-79

**H - CBE Classic, Durham, N.C.*

N1 - CBE Classic, Kansas City, Mo.

**H - ACC/Big Ten Challenge*

N2 - Madison Square Garden, New York, N.Y.

N3 - ACC Tournament, Tampa, Fla.

N4 - NCAA Tournament, Buffalo, N.Y.

2007-08

Record: 28-6 ACC: 13-3 (2nd)

Head Coach: Mike Krzyzewski

► NCAA Sweet 16

N 9	N.C. Central (13/-)	H	W	121-56
N 12	New Mexico State (13/-)	H	W	86-61
N 19	Princeton (13/-)	N1	W	83-61
N 20	Illinois (13/-)	N1	W	79-66
N 21	Marquette (13/11)	N1	W	77-73
N 25	Eastern Kentucky (13/-)	H	W	78-43
N 27	Wisconsin (7/20)	*H	W	82-58
D 1	Davidson (7/-)	A	W	79-73
D 8	Michigan (6/-)	H	W	95-67
D 17	Albany (6/-)	H	W	111-70
D 20	Pittsburgh (6/11)	N2	L	64-65
J 6	Cornell (9/-)	H	W	81-67
J 9	Temple (9/-)	A	W	74-64
J 13	Virginia (9/-)	H	W	87-65
J 16	Florida State (7/-)	A	W	70-57
J 19	Clemson (7/24)	H	W	93-80
J 24	Virginia Tech (4/-)	A	W	81-64
J 27	Maryland (4/-)	A	W	93-84
J 31	N.C. State (3/-)	H	W	92-72
F 2	Miami (3/-)	H	W	88-73
F 6	North Carolina (2/3)	A	W	89-78
F 9	Boston College (2/-)	H	W	90-80
F 13	Maryland (2/-)	H	W	77-65
F 17	Wake Forest (2/-)	A	L	73-86

F 20	Miami (5/-)	A	L	95-96
F 23	St. John's (5/-)	H	W	86-56
F 27	Georgia Tech (7/-)	H	W	71-58
M 1	N.C. State (7/-)	A	W	87-86
M 5	Virginia (6/-)	A	W	86-70
M 8	North Carolina (6/1)	H	L	68-76
M 14	Georgia Tech (7/-)	N3	W	82-70
M 15	Clemson (7/-)	N3	L	74-78
M 20	Belmont (9/-)	N4	W	71-70
M 22	West Virginia (9/-)	N4	L	67-73

N1 - Maui Invitational, Lahaina, Maui, Hawaii

**H - ACC/Big Ten Challenge*

N2 - Madison Square Garden, New York, N.Y.

N3 - ACC Tournament, Charlotte, N.C.

N4 - NCAA Tournament, Washington, D.C.

2008-09

Record: 30-7 ACC: 11-5 (T2nd)

Head Coach: Mike Krzyzewski

► ACC Champions
► NCAA Sweet 16

N 10	Presbyterian (8/-)	*H	W	80-49
N 11	Georgia Southern (8/-)	*H	W	97-54
N 16	Rhode Island (8/-)	H	W	82-79
N 20	Southern Illinois (10/-)	N1	W	83-58
N 21	Michigan (10/-)	N1	W	71-56
N 23	Montana (10/-)	H	W	78-58
N 28	Duquesne (7/-)	H	W	95-72
D 2	Purdue (4/9)	*A	W	76-60
D 6	Michigan (4/-)	A	L	73-81
D 17	UNC Asheville (6/-)	H	W	99-56
D 20	Xavier (6/7)	N2	W	82-64
D 31	Loyola, Md. (5/-)	H	W	92-51
J 4	Virginia Tech (5/-)	H	W	69-44
J 7	Davidson (2/-)	H	W	79-67
J 10	Florida State (2/-)	A	W	66-58
J 14	Georgia Tech (3/-)	A	W	70-56
J 17	Georgetown (3/13)	H	W	76-67
J 20	N.C. State (2/-)	H	W	73-56
J 24	Maryland (2/-)	H	W	85-44
J 28	Wake Forest (1/6)	A	L	68-70
F 1	Virginia (1/-)	H	W	79-54
F 4	Clemson (4/10)	A	L	47-74
F 7	Miami (4/-)	A	W	78-75
F 11	North Carolina (6/3)	H	L	87-101
F 15	Boston College (6/-)	A	L	74-80
F 19	St. John's (9/-)	A	W	76-69
F 22	Wake Forest (9/8)	H	W	101-91
F 25	Maryland (7/-)	A	W	78-67
F 28	Virginia Tech (7/-)	A	W	72-65
M 3	Florida State (7/24)	H	W	84-81
M 8	North Carolina (7/2)	A	L	71-79
M 13	Boston College (9/-)	N3	W	66-65
M 14	Maryland (9/-)	N3	W	67-61
M 15	Florida State (9/-)	N3	W	79-69
M 19	Binghamton (6/-)	N4	W	86-62
M 21	Texas (6/-)	N4	W	74-69
M 26	Villanova (6/11)	N5	L	54-77

**H - 2K Sports Classic, Durham, N.C.*

N1 - 2K Sports Classic, New York, N.Y.

**A - ACC/Big Ten Challenge*

N2 - Izod Center, East Rutherford, N.J.

N3 - ACC Tournament, Atlanta, Ga.

N4 - NCAA Tournament, Greensboro, N.C.

N5 - NCAA Tournament, Boston, Mass.

2009-10

Record: 35-5 ACC: 13-3 (T1st)

Head Coach: Mike Krzyzewski

► ACC Champions
► NCAA Champions

N 13	UNC Greensboro (9/-)	H	W	96-62
N 16	Coastal Carolina (9/-)	*H	W	74-49
N 17	Charlotte (9/-)	*H	W	101-59
N 21	Radford (9/-)	H	W	104-67
N 25	Arizona State (7/-)	N1	W	64-53
N 27	Connecticut (7/13)	N1	W	68-59
D 2	Wisconsin (6/-)	*A	L	69-73
D 5	St. John's (6/-)	H	W	80-71
D 15	Gardner-Webb (7/-)	H	W	113-68
D 19	Gonzaga (7/15)	N2	W	76-41
D 29	Long Beach State (7/-)	H	W	84-63
D 31	Pennsylvania (7/-)	H	W	114-55
J 3	Clemson (7/21)	H	W	74-53
J 6	Iowa State (5/-)	N3	W	86-65
J 9	Georgia Tech (5/20)	A	L	67-71
J 13	Boston College (8/-)	H	W	79-59

J 17	Wake Forest (8/-)	H	W	90-70
J 20	N.C. State (7/-)	A	L	74-88
J 23	Clemson (7/17)	A	W	60-47
J 27	Florida State (8/-)	H	W	70-56
J 30	Georgetown (8/7)	A	L	77-89
F 4	Georgia Tech (10/21)	H	W	86-67
F 6	Boston College (10/-)	A	W	66-63
F 10	North Carolina (8/-)	A	W	64-54
F 13	Maryland (8/-)	H	W	77-56
F 17	Miami (6/-)	A	W	81-74
F 21	Virginia Tech (6/-)	H	W	67-55
F 25	Tulsa (5/-)	H	W	70-52
F 28	Virginia (5/-)	A	W	67-49
M 3	Maryland (4/22)	A	L	72-79
M 6	North Carolina (4/-)	H	W	82-50
M 12	Virginia (4/-)	N4	W	57-46
M 13	Miami (4/-)	N4	W	77-74
M 14	Georgia Tech (4/-)	N4	W	65-61
M 19	Arkansas-Pine Bluff (3/-)	N5	W	73-44
M 21	California (3/-)	N5		

MEDIA GUIDE

2016-17 DUKE MEN'S BASKETBALL

2011-12

Record: 27-7 ACC: 13-3 (2nd)

Head Coach: Mike Krzyzewski

N 11 Belmont (6/-)	*H	W	77-76
N 12 Presbyterian (6/-)	H	W	96-55
N 15 Michigan State (6/-)	N1	W	74-69
N 18 Davidson (6/-)	H	W	82-69
N 21 Tennessee (6/-)	N2	W	77-67
N 22 Michigan (6/15)	N2	W	82-75
N 23 Kansas (6/14)	N2	W	68-61
N 29 Ohio State (3/2)	*A	L	63-85
D 7 Colorado State (7/-)	H	W	87-64
D 10 Washington (7/-)	N3	W	86-80
D 19 UNC Greensboro (7/-)	H	W	90-63
D 30 Western Michigan (7/-)	H	W	110-70
J 1 Pennsylvania (7/-)	H	W	85-55
J 4 Temple (5/-)	A	L	73-78
J 7 Georgia Tech (5/-)	A	W	81-74
J 12 Virginia (8/16)	H	W	61-58
J 15 Clemson (8/-)	A	W	73-66
J 19 Wake Forest (4/-)	H	W	91-73
J 21 Florida State (4/-)	H	L	73-76
J 25 Maryland (8/-)	A	W	74-61
J 28 St. John's (8/-)	H	W	83-76
F 2 Virginia Tech (7/-)	A	W	75-60
F 5 Miami (7/-) *	H	L	74-78
F 8 North Carolina (10/5)	A	W	85-84
F 11 Maryland (10/-)	H	W	73-55
F 16 N.C. State (5/-)	H	W	78-73
F 19 Boston College (5/-)	A	W	75-50
F 23 Florida State (5/15)	A	W	74-66
F 25 Virginia Tech (5/-) *	H	W	70-65
F 28 Wake Forest (4/-)	A	W	79-71
M 3 North Carolina (4/6)	H	L	70-88
M 9 Virginia Tech (6/-)	N4	W	60-56
M 10 Florida State (6/17)	N4	L	59-62
M 16 Lehigh (8/-)	N5	L	70-75

*H - EA SPORTS Maui Invitational, Durham, N.C.
 NI - State Farm Champions Classic, New York, N.Y.
 N2 - EA SPORTS Maui Invitational, Lahaina, Hawaii
 *A - ACC/Big Ten Challenge
 N3 - Madison Square Garden, New York, N.Y.
 N4 - ACC Tournament, Atlanta, Ga.
 N5 - NCAA Tournament, Greensboro, N.C.

2012-13

Record: 30-6 ACC: 14-4 (2nd)

Head Coach: Mike Krzyzewski

► NCAA Elite Eight

N 9 Georgia State (8/-)	H	W	74-55
N 13 Kentucky (9/3)	N1	W	75-68
N 18 Florida Gulf Coast (9/-)	*H	W	88-67
N 22 Minnesota (5/-)	N2	W	89-71
N 23 VCU (5/-)	N2	W	67-58
N 24 Louisville (5/2)	N2	W	76-71
N 28 Ohio State (2/4)	*H	W	73-68
D 1 Delaware (2/-)	H	W	88-50
D 8 Temple (2/-)	N3	W	90-67
D 19 Cornell (1/-)	H	W	88-47
D 20 Elon (1/-)	H	W	76-54
D 29 Santa Clara (1/-)	H	W	90-77
J 2 Davidson (1/-)	*A	W	67-50
J 5 Wake Forest (1/-)	H	W	80-62
J 8 Clemson (1/-)	H	W	68-40
J 12 N.C. State (1/20)	A	L	76-84
J 17 Georgia Tech (3/-)	H	W	73-57
J 23 Miami (1/25)	A	L	63-90
J 26 Maryland (1/-)	H	W	84-64
J 30 Wake Forest (5/-)	A	W	75-70
F 2 Florida State (5/-)	A	W	79-60
F 7 N.C. State (4/-)	H	W	98-85
F 10 Boston College (4/-)	A	W	62-61
F 13 North Carolina (2/-)	H	W	73-68
F 16 Maryland (2/-)	A	L	81-83
F 21 Virginia Tech (6/-)	A	W	88-56
F 24 Boston College (6/-)	H	W	89-68
F 28 Virginia (3/-)	A	L	68-73
M 2 Miami (3/5)	H	W	79-76
M 5 Virginia Tech (3/-)	H	W	85-57
M 9 North Carolina (3/-)	A	W	69-53
M 15 Maryland (2/-)	N4	L	74-83

M 22 Albany (6/-)	N5	W	73-61
M 24 Creighton (6/22)	N5	W	66-50
M 29 Michigan State (6/9)	N6	W	71-61
M 31 Louisville (6/2)	N6	L	63-85

NI - State Farm Champions Classic, Atlanta, Ga.
 *H - Battle 4 Atlantis, Durham, N.C.
 N2 - Battle 4 Atlantis, Paradise Island, Bahamas
 *H - ACC/Big Ten Challenge
 N3 - Izod Center, East Rutherford, N.J.
 N4 - Time Warner Cable Arena, Charlotte, N.C.
 N4 - ACC Tournament, Greensboro, N.C.
 N5 - NCAA Tournament, Philadelphia, Pa.
 N6 - NCAA Tournament, Indianapolis, Ind.

2013-14

Record: 26-9 ACC: 13-5 (3rd)

Head Coach: Mike Krzyzewski

N 8 Davidson (4/-)	H	W	111-77
N 12 Kansas (4/5)	N1	L	83-94
N 15 Florida Atlantic (4/-)	H	W	97-64
N 18 UNC Asheville (6/-)	*H	W	91-55
N 19 East Carolina (6/-)	*H	W	83-74
N 24 Vermont (6/-)	H	W	91-90
N 27 Alabama (6/-)	N2	W	74-64
N 29 Arizona (6/4)	N2	L	66-72
D 3 Michigan (10/22)	*H	W	79-69
D 16 Gardner-Webb (8/-)	H	W	85-66
D 19 UCLA (8/-)	N3	W	80-63
D 28 Eastern Michigan (9/-)	H	W	82-59
D 31 Elon (7/-)	N4	W	86-48
J 4 Notre Dame (7/-)	A	L	77-79
J 7 Georgia Tech (16/-)	H	W	79-57
J 11 Clemson (16/-)	A	L	59-72
J 13 Virginia (23/-)	H	W	69-65
J 18 N.C. State (23/-)	H	W	95-60
J 22 Miami (18/-)	A	W	67-46
J 25 Florida State (18/-)	H	W	78-56
J 27 Pittsburgh (17/18)	A	W	80-65
F 1 Syracuse (17/2) *	A	L	89-91
F 4 Wake Forest (11/-)	H	W	83-63
F 8 Boston College (11/-)	A	W	89-68
F 15 Maryland (8/-)	H	W	69-67
F 18 Georgia Tech (5/-)	A	W	68-51
F 20 North Carolina (5/-)	A	L	66-74
F 22 Syracuse (5/1)	H	W	66-60
F 25 Virginia Tech (6/-)	H	W	66-48
M 5 Wake Forest (4/-)	A	L	72-82
M 8 North Carolina (4/14)	H	W	93-81
M 14 Clemson (7/-)	N5	W	63-62
M 15 N.C. State (7/-)	N5	W	75-67
M 16 Virginia (7/6)	N5	L	63-72
M 21 Mercer (8/-)	N6	L	71-78

NI - State Farm Champions Classic, Chicago, Ill.
 *H - NIT Season Tip-Off
 N2 - NIT Season Tip-Off, Madison Square Garden, New York, N.Y.
 *H - ACC/Big Ten Challenge
 N3 - Carquest Auto Parts Classic, Madison Square Garden, New York, N.Y.
 N4 - Greensboro Coliseum, Greensboro, N.C.
 N5 - ACC Tournament, Greensboro, N.C.
 N6 - NCAA Tournament, Raleigh, N.C.

2014-15

Record: 35-4 ACC: 15-3 (2nd)

Head Coach: Mike Krzyzewski

► NCAA Champions

N 14 Presbyterian (4/-)	*H	W	113-44
N 15 Fairfield (4/-)	*H	W	109-59
N 18 Michigan State (4/19)	N1	W	81-71
N 21 Temple (4/-)	N2	W	74-54
N 22 Stanford (4/-)	N2	W	70-59
N 26 Furman (4/-)	H	W	93-54
N 30 Army (4/-)	H	W	93-73
D 3 Wisconsin (4/2)	*A	W	80-70
D 15 Elon (2/-)	H	W	75-62
D 18 Connecticut (2/-)	N3	W	66-56
D 29 Toledo (2/-)	H	W	86-69
D 31 Wofford (2/-)	H	W	84-55
J 3 Boston College (2/-)	H	W	85-62
J 7 Wake Forest (2/-)	A	W	73-65
J 11 NC State (2/-)	A	L	75-87
J 13 Miami (4/-)	H	L	74-90
J 17 Louisville (4/6)	A	W	63-52
J 19 Pittsburgh (5/-)	H	W	79-65
J 25 St. John's (5/-)	A	W	77-68
J 28 Notre Dame (4/8)	A	L	73-77
J 31 Virginia (4/2)	A	W	69-63
F 4 Georgia Tech (4/-)	H	W	72-66
F 7 Notre Dame (4/10)	H	W	90-60
F 9 Florida State (4/-)	A	W	73-70
F 14 Syracuse (4/-)	A	W	80-72
F 18 North Carolina (4/15) *	H	W	92-90
F 21 Clemson (4/-)	A	W	78-56
F 25 Virginia Tech (4/-) *	A	W	91-86
F 28 Syracuse (4/-)	H	W	73-54
M 4 Wake Forest (3/-)	H	W	94-51
M 7 North Carolina (3/19)	A	W	84-77
M 12 NC State (2/-)	N4	W	77-53
M 13 Notre Dame (2/11)	N4	L	64-74
M 20 Robert Morris (4/-)	N5	W	85-56
M 22 San Diego State (4/-)	N5	W	68-49
M 27 Utah (4/19)	N6	W	63-57
M 29 Gonzaga (4/7)	N6	W	66-52
A 4 Michigan State (4/23)	N7	W	81-61
A 6 Wisconsin (4/3)	N7	W	68-63

*H - Coaches vs. Cancer Classic
 NI - State Farm Champions Classic, Bankers Life Fieldhouse, Indianapolis, Ind.
 N2 - Coaches vs. Cancer Classic, Barclays Center, Brooklyn, N.Y.
 *A - ACC/Big Ten Challenge
 N3 - Izod Center, East Rutherford, N.J.
 N4 - ACC Tournament, Greensboro, N.C.
 N5 - NCAA Tournament, Charlotte, N.C.
 N6 - NCAA Tournament, Houston, Texas
 N7 - NCAA Tournament, Indianapolis, Ind.

2015-16

Record: 25-11 ACC: 11-7 (T5th)

Head Coach: Mike Krzyzewski

N 13 Siena (5/-)	*H	W	92-74
N 14 Bryant (5/-)	*H	W	113-75
N 17 Kentucky (5/2)	N1	L	63-74
N 20 VCU (5/-)	N2	W	79-71
N 22 Georgetown (5/-)	N2	W	86-84
N 25 Yale (6/-)	H	W	80-61
N 29 Utah State (6/-)	H	W	85-52
D 2 Indiana (7/-)	*H	W	94-74
D 5 Buffalo (7/-)	H	W	82-59
D 15 Georgia Southern (7/-)	H	W	99-65
D 19 Utah (7/-) *	N3	L	75-77
D 28 Elon (15/-)	H	W	105-66
D 30 Long Beach State (15/-)	H	W	103-81
J 2 Boston College (15/-)	A	W	81-64
J 6 Wake Forest (14/-)	A	W	91-75
J 9 Virginia Tech (14/-)	H	W	82-58
J 13 Clemson (9/-)	A	L	63-68
J 16 Notre Dame (9/-)	H	L	91-95
J 18 Syracuse (20/-)	H	L	62-64
J 23 N.C. State (20/-)	A	W	88-78
J 25 Miami (24/15)	A	L	69-80
F 2 Georgia Tech (4/-)	A	W	80-71
F 6 NC State (4/-)	H	W	88-80
F 8 Louisville (7/13)	H	W	72-65
F 13 Virginia (7/7)	H	W	63-62
F 17 North Carolina (20/5)	A	W	74-73
F 20 Louisville (20/18)	A	L	64-71
F 25 Florida State (15/-)	H	W	80-65
F 28 Pittsburgh (15/-)	A	L	62-76

M 1 Wake Forest (17/-)	H	W	79-71
M 5 North Carolina (17/8)	H	L	72-76
M 9 NC State (19/-)	N4	W	92-89
M 10 Notre Dame (19/-) *	N4	L	79-84
M 17 UNC Wilmington (19/-)	N5	W	93-85
M 19 Yale (19/-)	N5	W	71-64
M 24 Oregon (19/5)	N6	L	68-82

*H - 2K Classic
 NI - State Farm Champions Classic, United Center, Chicago, Ill.
 N2 - 2K Classic, Madison Square Garden, New York, N.Y.
 *H - ACC/Big Ten Challenge
 N3 - Ameritas Insurance Classic, Madison Square Garden, New York, N.Y.
 N4 - ACC Tournament, Washington, D.C.
 N5 - NCAA Tournament, Providence, R.I.
 N6 - NCAA Tournament, Anaheim, Calif.

• Denotes number of overtime periods

RESULTS

Series Results

- ▲ ACC Tournament game
- NIT Tournament game
- NCAA Tournament game

Air Force

Duke leads 1-0			
11/20/06	N	W	71-56

Alabama

Duke leads 8-3			
2/18/22	A	L	16-28
1924	A	L	25-45
1929	N	W	38-32
3/4/30	N	L	24-31
12/14/56	N	W	89-78
12/18/59	N	W	78-60
12/9/67	A	W	86-80
12/2/68	H	W	86-48
● 3/16/81	H	W	75-70
12/13/86	N	W	76-67
11/27/13	N	W	74-64

Alabama-Birmingham

Duke leads 3-0			
12/28/84	N	W	76-62
11/24/85	N	W	66-54
1/5/11	H	W	85-64

Alabama State

Duke leads 1-0			
■ 3/18/04	N	W	96-61

Albany

Duke leads 2-0			
12/17/07	H	W	111-70
■ 3/22/13	N	W	73-61

Appalachian State

Duke leads 7-1			
12/10/73	H	W	83-53
12/5/81	H	L	70-75
11/29/82	H	W	73-57
1/11/84	H	W	73-60
12/5/84	H	W	98-64
12/28/85	H	W	88-46
12/29/86	H	W	80-50
11/28/88	H	W	110-74

Arizona

Duke trails 4-5			
12/16/61	N	W	78-47
12/30/87	N	L	85-91
2/26/89	N	L	75-77
2/25/90	H	W	78-76
2/24/91 (2OT)	A	L	96-103
11/26/97	N	W	95-87
■ 4/2/01	N	W	82-72
■ 3/24/11	N	L	77-93
11/29/13	N	L	66-72

Arizona State

Duke leads 1-0			
11/25/09	N	W	64-53

Arkansas

Duke trails 1-2			
■ 3/31/90	N	W	97-83
11/21/90	N	L	88-98
■ 4/4/94	N	L	72-76

Arkansas-Pine Bluff

Duke leads 1-0			
■ 3/19/10	N	W	73-44

Army

Duke leads 10-3			
1/13/32	A	L	23-25
1/10/34	A	W	27-25
1/9/35	A	W	34-16
1/15/36	A	W	31-29
2/3/37	A	W	31-28
2/5/38	A	L	20-40

2/4/39	A	L	27-37
12/22/96	H	W	100-38
11/16/97	A	W	78-45
11/20/99	H	W	100-42
11/25/00	H	W	91-48
11/23/02	H	W	101-53
11/30/14	H	W	93-73

Auburn

Duke leads 3-0			
12/30/63	N	W	84-67
12/26/75	N	W	85-74
12/30/81	H	W	72-71

Ball State

Duke leads 1-0			
11/21/01	N	W	83-71

Baylor

Duke leads 1-0			
■ 3/28/10	N	W	78-71

Belmont

Duke leads 2-0			
■ 3/20/08	N	W	71-70
11/11/11	H	W	77-76

Binghamton

Duke leads 1-0			
■ 3/19/09	N	W	86-62

Boston College

Duke leads 19-2			
12/21/79 (OT)	N	W	70-64
■ 3/17/85	N	L	73-74
11/16/90	H	W	100-76
1/16/01	H	W	97-75
1/24/02	A	W	88-78
2/11/06	A	W	83-81
▲ 3/12/06	N	W	78-76
1/28/07	H	W	75-61
2/14/07	A	W	78-70
2/9/08	H	W	90-80
2/15/09	A	L	74-80
▲ 3/13/09	N	W	66-65
1/13/10	H	W	79-59
2/6/10	A	W	66-63
1/27/11	H	W	84-68
2/19/12	A	W	75-50
2/10/13	A	W	62-61
2/24/13	H	W	89-68
2/8/14	A	W	89-68
1/3/15	H	W	85-62
1/2/16	A	W	81-64

At Cameron Indoor: Duke leads 8-0

At Conte Forum: Duke leads 8-1

In ACC Tournament: Duke leads 2-0

Longest Duke win streak: 10 (3/13/09-1/2/16)

Longest BC win streak: 1, (3/17/85 & 2/15/09)

Biggest Duke win: 100-76 (11/16/90)

Biggest Duke loss: 74-80 (2/15/09)

Since Joining the ACC - 2005-06: Duke leads 15-1

Duke under Mike Krzyzewski: 18-2

Boston University

Duke leads 6-0			
■ 3/17/88	N	W	85-69
1/2/91	H	W	109-55
1/21/92	A	W	95-85
12/30/92	H	W	106-62
12/29/94	N	W	73-54
11/14/05	H	W	64-47

Bradley

Duke leads 2-1			
12/23/50	A	L	58-93
12/8/51	H	W	87-69
12/8/10	H	W	83-48

Brigham Young

Series tied 1-1			
12/29/52	N	L	68-69
12/23/92	N	W	89-66

Brown

Duke leads 3-1			
2/6/39	A	L	33-41
12/19/80	H	W	91-60
1/10/94	H	W	89-71
11/25/94	H	W	80-38

Bryant

Duke leads 1-0			
11/14/15	H	W	113-75

Bucknell

Duke leads 3-0			
1/4/60	H	W	72-36
1/9/84	H	W	84-67
1/2/06	H	W	84-50

Buffalo

Duke leads 1-0			
12/5/15	H	W	82-59

Butler

Duke leads 3-0			
1/30/03	H	W	80-60
■ 4/5/10	N	W	61-59
12/4/10	N	W	82-70

BYU-Hawaii

Duke leads 1-0			
11/28/86	N	W	85-68

California

Duke trails 1-2			
12/4/82	A	L	71-76
■ 3/20/93	N	L	77-82
■ 3/21/10	N	W	68-53

Campbell

Duke leads 2-0			
■ 3/19/92	N	W	82-56
1/13/97	H	W	84-59

Canisius

Duke leads 4-1			
1/1/51	A	L	57-69
1/19/72	H	W	86-58
11/29/89	H	W	102-66
12/7/91	A	W	96-60
12/1/92	H	W	110-62

Carson-Newman

Duke leads 1-0			
1915	W		70-4

Catholic

Series tied 4-4			
1913	A	L	27-55
1917	L		24-26
12/19/31	A	W	41-29
12/14/33	A	L	31-33
1/18/35	H	L	25-31
12/18/35	A	W	39-36
1937	H	W	52-31
12/20/40	A	W	48-33

Central Michigan

Duke leads 1-0			
■ 3/22/03	N	W	86-60

Chaminade

Duke leads 1-0			
11/24/97	A	W	106-70

Charlotte

Duke leads 3-0			
12/1/90	H	W	111-94
1/18/92	H	W	104-82
11/17/09	H	W	101-59

Chicago

Duke leads 1-0			
12/13/77	H	W	99-61

Cincinnati

Duke leads 2-1			
12/29/79 (OT)	H	W	87-75
12/29/89	N	W	95-83
11/28/98	N	L	75-77

Clemson

Duke leads 107-31			
1/14/26	H	W	46-12
2/27/31	N	W	31-27
1/4/34	H	W	36-23
12/17/36	A	W	33-25
3/5/38	N	W	40-30
1/10/39	H	W	39-33
2/13/39	A	L	36-38
1/19/40	H	W	54-49
2/12/40 (OT)	H	W	39-37
1/18/41	H	W	45-42
1/19/46	A	W	42-29
2/14/46	H	W	61-33
1/16/48	H	W	80-47
2/17/48	A	L	57-63
12/3/54	H	W	115-54
1/11/55	A	W	75-66
12/2/55	H	W	97-63
1/11/56	A	W	109-80
12/4/56	A	W	84-78
1/12/57	H	W	80-70
12/6/57	H	W	79-66
2/4/58	N	W	73-57
12/5/58	A	L	55-56
1/13/59	H	W	45-41
12/5/59	H	W	68-59
1/12/60	A	W	50-41
12/15/60	A	W	75-58
1/28/61	H	W	79-59
12/11/61	H	W	89-66
1/11/62	A	W	104-96
▲ 3/2/62	N	L	72-77
12/13/62	A	W	92-67
1/12/63	H	W	78-67
12/14/63	H	W	75-52
1/8/64	A	W	8175
12/16/64	A	W	80-79
1/12/65	H	W	106-81
12/4/65	H	W	83-68
1/11/66	A	W	87-85

MEDIA GUIDE

Colorado			
Series tied 1-1			
12/2/82	A	L	70-79
12/21/83	H	W	79-72

Colorado State			
Duke leads 2-0			
3/20/03	N	W	67-57
12/7/11	H	W	87-64

Columbia			
Duke leads 2-1			
12/27/51	N	L	58-66
11/23/99	H	W	99-52
11/12/06	H	W	86-43

Connecticut			
Duke leads 6-4			
3/14/63	N	W	101-54
12/14/76 (OT)	N	W	64-62
3/24/90 (OT)	N	W	79-78
3/22/91	N	W	81-67
11/29/94	N	L	86-90
3/29/99	N	L	74-77
11/12/99	N	L	66-71
4/3/04	N	L	78-79
11/27/09	N	W	68-59
12/18/14	N	W	66-56

Cornell			
Duke leads 5-0			
11/30/74	H	W	100-62
1/26/87	H	W	85-59
12/29/88	H	W	94-59
1/6/08	H	W	81-67
12/19/12	H	W	88-47

Creighton			
Duke leads 1-0			
3/24/13	N	W	66-50

Davidson				
Duke leads 90-17				
1909		W	22-8	
12/17/15	A	L	23-27	
2/15/16	H	W	38-22	
1917		W	32-26	
1918		W	30-24	
2/18/19	H	L	19-20	
2/7/22	H	W	24-18	
2/13/22	A	L	27-32	
1923		W	39-27	
1924		W	40-30	
1/9/25	A	L	25-27	
1925		A	L	22-39
1925		H	L	18-22
1/8/26		L	31-32	
1926		W	32-30	
1927		W	39-24	
1927		L	42-49	
1/11/28		W	46-27	
2/22/28		W	51-33	
1929		L	40-47	
1929		W	33-25	
1930		W	33-30	
1930		W	45-21	
1931		W	27-18	
1931		W	31-17	
1/29/32	H	W	21-6	
2/1/32	A	W	33-20	
1/9/33	A	W	58-14	
2/7/33	H	W	44-28	
1/8/34	A	W	40-35	
2/12/34	H	W	57-26	
1/2/35	N	W	39-35	
2/12/35	H	W	35-34	
1/8/36	A	W	46-24	
2/13/36	H	W	36-33	
1/6/37	A	W	40-34	
2/2/37	H	W	32-27	
1/5/38	A	L	22-40	
2/8/38	H	W	52-28	
1/5/39	A	L	39-41	
2/8/39	H	L	40-42	
1/4/40	A	W	51-28	

2/6/40	H	W	47-30
1/6/41	N	W	57-33
1/7/42	A	W	75-40
2/4/42	H	W	73-37
1/7/43	A	W	60-50
12/14/45	H	W	50-23
1/5/46	A	W	55-27
1/7/47	A	W	55-48
2/7/47	H	W	61-47
1/6/48	A	L	42-44
3/5/48	N	W	53-37
12/17/49	A	W	58-41
1/29/49	H	W	57-51
12/15/49	A	W	66-49
1/27/50	H	W	69-59
1/29/51	H	W	90-68
2/12/51	A	W	94-73
12/18/51	H	W	88-49
2/26/52	A	W	58-50
12/16/52	H	W	94-65
2/23/53	A	W	99-72
12/15/53	H	W	78-37
12/14/54	A	W	107-75
12/15/61	H	W	117-72
12/1/62	H	W	76-68
12/18/62	A	L	69-72
2/15/64	H	W	82-75
1/3/68	H	W	89-84
2/19/69 (OT)	A	L	80-88
2/18/70 (OT)	A	W	79-76
2/16/71	N	W	64-55
2/16/72	A	L	72-74
1/17/73	A	W	78-75
1/30/74	H	W	89-72
1/29/75	A	W	113-76
1/27/76	H	W	94-79
1/5/77	A	W	102-51
2/11/78	H	W	104-88
1/2/79	A	W	77-59
12/29/81	H	L	73-75
12/14/82	H	W	63-60
12/3/83	A	W	90-63
12/17/84	H	W	82-65
12/18/85	A	W	69-52
12/8/86	H	W	95-65
12/9/87	A	W	105-71
1/5/89	H	W	101-53
12/21/89	A	W	89-44
2/13/91	H	W	74-39
12/11/96	H	W	85-58
11/20/97	H	W	100-65
11/17/98	N	W	94-61
12/21/99	H	W	109-65
12/15/00	H	W	102-60
1/2/02	N	W	106-71
11/25/02	H	W	95-80
12/29/03	H	W	88-54
11/22/04	N	W	74-61
11/19/05	H	W	84-55
11/25/06	H	W	75-47
12/1/07	A	W	79-73
1/7/09	H	W	79-67
11/18/11	H	W	82-69
1/2/13	N	W	67-50
11/8/13	H	W	111-77

Dayton			
Duke leads 5-1			
12/30/59	N	L	63-71
12/19/69	N	W	72-67
12/22/70	A	W	70-64
3/20/71	N	W	68-60
12/23/71	H	W	68-66
12/29/02	H	W	85-74

Delaware			
Duke leads 2-0			
12/19/95	H	W	79-73
12/1/12	H	W	88-50

Delaware State			
Duke leads 1-0			
3/18/05	N	W	57-46

DePaul			
Duke leads 4-0			
3/21/86	N	W	74-67
12/21/92	N	W	89-73
2/24/99	A	W	96-64
12/4/99 (OT)	H	W	84-83

Detroit			
Duke leads 2-0			
12/20/80	H	W	111-71
11/22/03	H	W	67-56

Drake			
Duke leads 1-0			
12/28/89	N	W	101-77

Drexel			
Duke leads 1-0			
11/23/05	N	W	78-68

Duquesne			
Duke leads 5-1			
2/10/43	H	W	55-41
12/15/61	N	L	61-66
2/10/75	H	W	80-73
1/31/77	A	W	76-49
12/28/77	N	W	74-65
11/28/09	H	W	95-72

East Carolina			
Duke leads 21-0			
12/15/69	H	W	80-65
12/11/71	H	W	71-62
12/12/72	H	W	108-74
12/1/73	H	W	82-69
12/4/74	H	W	79-73
12/10/75	H	W	93-74
12/29/76	N	W	88-65
1/28/78	H	W	105-82
12/8/79	H	W	92-73
12/22/81	H	W	70-57
11/27/82	H	W	70-65
12/10/83	H	W	80-64
1/9/85	H	W	87-63
12/2/85	H	W	98-66
12/3/86	H	W	103-65
11/30/87	H	W	94-45
11/30/88	H	W	95-46
2/14/90	H	W	84-51
11/26/90	H	W	125-82
11/25/91	H	W	103-75
11/19/13	H	W	83-74

East Tennessee State			
Duke trails 0-1			
12/14/68	H	L	63-71

Eastern Kentucky			
Duke leads 1-0			
11/25/07	H	W	78-43

Eastern Michigan			
Series tied 1-1			
3/14/96	N	L	60-75
12/28/13	H	W	82-59

Elon				
Duke leads 18-5				
12/13/11		W	47-12	
1913		H	W	46-12
1913		H	W	30-15
12/15/13	A	L	23-25	
1915		L	16-17	
1915		L	16-18	
1/20/16	H	W	37-22	
2/19/16	A	L	19-23	
1917		W	33-21	
1917		W	33-29	
1918		W	22-11	
1918		W	40-27	
2/14/19	A	W	12-5	
1920		W		
2/6/22	A	L	29-30	
1924		W	33-24	
1924		W	34-19	

1/2/36	H	W	58-42
12/20/10	H	W	98-72
12/20/12	H	W	76-54
12/31/13	N	W	86-48
12/15/14	H	W	75-62
12/28/15	H	W	105-66

Emory & Henry			
Duke leads 2-0			
1913	H	W	36-15
1918		W	75-27

Fairfield			
Duke leads 4-0			
11/14/98	H	W	98-66
1/2/03	H	W	86-58
1/6/04	H	W	99-58
11/15/14	H	W	109-59

Florida			
Duke leads 12-4			
2/8/21	H	W	49-21
2/20/22 (OT)	A	L	30-33
2/27/32	N	W	33-22
12/18/34	A	W	55-27
12/19/34	A	L	21-40
2/14/36	H	W	42-31
12/16/37	A	W	33-25
12/17/37	A	W	37-33
12/17/46	N	W	44-37
12/21/60	N	W	83-64
12/1/61	H	W	80-58
12/27/73	N	L	60-77
12/29/87	N	W	93-70
4/2/94	N	W	70-65
12/9/98	H	W	116-86
3/24/00	N	L	78-87

Florida A&M			
Duke leads 1-0			
3/12/99	N	W	99-58

Florida Atlantic			
Duke leads 1-0			
11/15/13	H	W	97-64

Florida Gulf Coast			
Duke leads 1-0			
11/18/12	H	W	88-67

Florida State			
Duke leads 35-9			
1/3/55	H	W	97-75
1/6/92	H		

3/26/89	N	W	85-77
12/5/90	A	L	74-79
1/8/03	H	W	93-86
1/24/04	A	W	85-66
1/21/06	A	L	84-87
12/2/06	H	W	61-52
1/17/09	H	W	76-67
1/30/10	A	L	77-89
11/22/15	N	W	86-84

Georgetown (Ky.)

Duke leads 1-0			
12/8/41	H	W	37-31

Georgia

Duke trails 2-3			
1922	A	L	19-29
1928	W	W	49-44
1929	L	L	22-24
1929	N	W	43-37
2/29/32	N	L	32-43

Georgia Southern

Duke leads 3-0			
11/13/06	H	W	72-48
11/11/09	H	W	97-54
12/15/15	H	W	99-65

Georgia State

Duke leads 1-0			
11/9/12	H	W	74-55

Georgia Tech

Duke leads 70-23			
2/15/22	A	L	16-17
3/1/30	N	W	44-35
2/13/40	A	L	35-41
1/18/46	A	W	54-39
2/12/46	H	W	73-51
2/15/47	A	W	64-54
2/16/48	A	W	60-55
2/12/49	H	W	53-42
12/10/55	H	W	87-66
11/30/56	A	W	71-61
12/1/59	H	L	49-59
12/19/60	A	W	61-48
1/27/73	A	L	86-88
2/16/74	H	W	70-60
2/22/75	H	W	107-86
1/9/76	A	W	91-71
1/7/80	H	W	55-42
1/21/80	A	W	56-49
2/4/81	A	W	82-68
2/21/81	H	W	83-56
2/3/82	H	W	47-46
2/20/82	A	L	78-87
2/9/83	A	L	66-67
2/26/83	H	W	106-81
1/30/84	A	W	69-68
2/25/84	H	L	56-58
▲ 3/9/84 (OT)	N	W	67-63
2/6/85	A	L	71-81
2/23/85	H	W	67-62
▲ 3/9/85	N	L	64-75
1/21/86	A	L	80-87
2/9/86	H	W	75-59
▲ 3/9/86	N	W	68-67
1/29/87	A	L	66-75
2/21/87	H	L	72-79
2/3/88	H	W	78-65
2/28/88	A	L	87-91
2/2/89	A	L	76-81
2/20/89	H	W	91-66
1/11/90	A	W	96-91
1/28/90	H	W	88-86
▲ 3/10/90	N	L	72-83
1/9/91	H	W	98-57
1/30/91	A	W	77-75
1/11/92	H	W	97-84
2/12/92	A	W	71-62
▲ 3/14/92	N	W	89-76
1/10/93	A	L	79-80
2/10/93	H	W	73-63
▲ 3/12/93	N	L	66-69
1/8/94	H	W	88-71

2/8/94	A	W	66-63
12/30/94	N	W	76-69
1/7/95	A	L	69-76
2/9/95	H	W	77-70
1/7/96	H	L	81-86
2/7/96 (OT)	A	L	71-73
1/5/97	A	W	66-56
2/2/97	H	W	70-61
2/1/98	H	W	90-69
2/25/98	A	W	76-53
1/6/99	H	W	99-58
2/6/99	A	W	87-79
1/13/00	H	W	82-57
2/12/00	A	W	84-65
1/20/01	A	W	98-77
2/21/01	H	W	98-54
1/10/02	H	W	104-79
2/9/02	A	W	95-63
1/25/03	H	W	91-71
2/26/03	A	W	77-58
1/31/04	A	W	82-74
3/3/04	H	L	68-76
▲ 3/13/04	N	W	85-71
2/5/05	H	W	82-65
2/23/05	A	W	60-56
▲ 3/13/05	N	W	69-64
2/22/06	A	W	73-66
1/10/07	A	L	63-74
2/18/07	H	W	71-62
2/27/08	H	W	71-58
▲ 3/14/08	N	W	82-70
1/14/09	A	W	70-56
1/9/10	A	L	67-71
2/4/10	H	W	86-67
▲ 3/14/10	N	W	65-61
2/20/11	H	W	79-57
1/7/12	*A	W	81-74
1/17/13	H	W	73-57
1/7/14	H	W	79-57
1/18/14	A	W	68-51
2/4/15	H	W	72-66
2/2/16	A	W	80-71

At Cameron Indoor: Duke leads 34-5
 At Alexander Memorial Coliseum: Duke leads 22-13
 * At Philips Arena: Duke leads 1-0
 In ACC Tournament: Duke leads 7-3
 Longest Duke win streak: 15 (1/5/97-1/31/04)
 Longest GT win streak: 2 (several times)
 Biggest Duke win: 98-54 (2/21/01)
 Biggest Duke loss: 72-83 (3/10/90); 64-75 (3/9/85)
 Since Joining the ACC - 1979-80: Duke leads 57-19
 Duke under Mike Krzyzewski: 55-18

Gonzaga

Duke leads 3-0			
12/21/06	N	W	61-54
12/19/09	N	W	76-41
■ 3/29/15	N	W	66-52

Gulford

Duke leads 17-3			
1907	W	W	20-1
1910	L	L	8-25
2/1/12	W	W	14-12
2/14/14	A	L	8-35
1914	H	W	24-15
1915	W	W	43-25
1915	W	W	58-36
2/29/16	H	W	61-28
1918	W	W	40-32
1918	W	W	28-21
2/6/19	H	W	47-19
2/15/19	A	W	27-18
1920	W	W	
1920	W	W	
1921	H	W	
2/9/22	H	W	38-24
1923	W	W	45-32
1924	W	W	30-17
1/12/25	H	W	34-22
2/1/26	L	L	30-35

Hampden-Sydney

Duke leads 6-0			
12/16/39	A	W	59-28
12/11/44	H	W	50-25

12/12/46	H	W	61-51
12/15/47	H	W	59-45
12/10/48	A	W	58-50
12/6/49	H	W	74-59

Hampton

Duke leads 1-0			
■ 3/19/11	N	W	87-45

Harvard

Duke leads 10-0			
12/30/72	H	W	102-76
2/8/84	A	W	89-86
2/4/85	H	W	82-53
1/27/86	H	W	89-52
2/10/87	A	W	98-86
12/21/87	H	W	121-62
2/14/89	A	W	98-59
11/25/89	H	W	130-54
12/19/90	A	W	103-61
11/30/91	H	W	118-65

Hawaii

Duke leads 1-0			
12/30/89	N	W	87-75

High Point

Duke leads 3-0			
12/10/35	A	W	50-22
12/13/37	A	W	36-33
12/4/46	A	W	44-29

Holy Cross

Duke leads 2-0			
1/27/82	N	W	66-60
12/6/06	H	W	57-45

Illinois

Duke leads 5-2			
11/29/86	N	L	62-69
12/3/94	N	W	70-65
12/2/95	H	L	65-75
11/30/99	N	W	72-69
11/28/00	N	W	78-77
■ 3/26/04	N	W	72-62
11/20/07	N	W	79-66

Illinois-Chicago

Duke leads 1-0			
12/14/04	H	W	88-55

Indiana

Duke leads 5-3			
■ 3/20/87	N	L	82-88
■ 4/4/92	N	W	81-78
11/24/95	N	W	70-64
11/27/96	N	L	69-85
■ 3/21/02	N	L	73-74
11/30/05	A	W	75-67
11/28/06	H	W	54-51
12/2/15	H	W	94-74

Iowa

Duke leads 7-1			
12/31/68	N	W	85-82
■ 3/16/91	N	W	85-70
■ 3/21/92	N	W	75-62
1/16/93	H	W	65-56
12/22/93	A	W	79-76
12/27/94	N	L	71-81
11/25/95	N	W	88-81
11/27/01	N	W	80-62

Iowa State

Duke leads 1-0			
1/6/10	N	W	86-65

Johns Hopkins

Duke leads 3-0			
11/29/75	H	W	103-72
11/30/76	H	W	85-66
11/26/77	H	W	95-49

Kansas

Duke leads 7-3			
12/1/85	N	W	92-86
■ 3/29/86	N	W	71-67
2/20/88 (OT)	A	W	74-70
■ 4/2/88	N	L	59-66
2/18/89	H	W	102-77
■ 4/1/91	N	W	72-65
■ 3/19/00	N	W	69-64
■ 3/27/03	N	L	65-69
11/23/11	N	W	68-61
11/12/13	N	L	83-94

Kansas State

Duke leads 1-0			
11/23/10	N	W	82-68

Kent State

Duke leads 2-0			
12/28/74	N	W	83-65
12/19/06	H	W	79-72

Kentucky

Duke trails 9-12			
3/3/30	N	W	37-32
1931	N	L	30-35
2/6/32	A	L	30-37
12/21/53	N	L	69-85
2/1/56	A	L	76-81
12/18/56	H	W	85-84
12/2/57	A	L	74-78
12/8/58	H	L	64-78
12/31/63	N	L	79-81
■ 3/18/66	N	L	79-83
12/20/69	N	L	76-98
■ 3/21/78	N	L	88-94
11/17/79 (OT)	N	W	82-76
■ 3/13/80	A	W	55-54
11/19/88	N	W	80-55
■ 3/28/92 (OT)	N	W	104-103
■ 3/22/98	N	L	84-86
12/22/98	N	W	71-60
12/18/01 (OT)	N	W	95-92
11/13/12	N	W	75-68
11/17/15	N	L	63-74

LaSalle

Duke leads 4-0			
1/21/78	A	W	91-81
12/5/78	H	W	66-42
12/2/81	H	W	61-55
1/8/83	A	W	61-60

Lafayette

Duke leads 1-0			
1/10/77	H	W	93-77

Lamar

Duke leads 2-0			
11/21/85	N	W	66-62
■ 3/17/00	N	W	82-55

Lehigh

Duke leads 4-1			
1/4/41	H	W	66-30
1/9/78	H	W	105-63
12/29/90	H	W	97-67
12/2/96	H	W	103-51
■ 3/16/12	N	L	70-75

Lenoir

Duke leads 1-0			
1923	W	W	49-20

Liberty

1/16/37	A	W	34-31
1/30/37	H	W	34-30
1/15/38	A	L	35-40
1/29/38	H	W	44-34
3/5/38	N	W	35-32
1/13/39	A	L	34-37
2/2/39	H	L	44-60
1/9/40	A	L	30-32
1/30/40	H	W	48-27
3/1/40	N	W	44-32
1/11/41	A	W	40-26
2/1/41	H	W	43-17
1/10/42	H	W	37-33
2/25/42	A	W	64-46
2/12/43	A	W	46-43
1/6/45	H	W	51-24
2/22/45	N	W	76-49
1/4/46	H	W	59-25
1/25/46	A	L	38-43
2/21/47	A	W	43-38
1/5/48	H	W	53-42
1/4/50	H	W	58-46
2/10/50	A	L	57-67
2/16/51	A	W	49-40
2/18/52	H	W	56-51
3/6/52	N	W	51-48
3/5/53	N	L	65-74
2/16/54	A	W	68-61
12/7/54	A	L	47-49
12/17/54	H	W	68-61
1/14/56	H	W	76-62
2/7/56	A	W	82-70
▲ 3/1/56	N	W	94-69
1/10/57	A	L	51-62
1/31/57	H	W	72-60
1/8/58	A	L	49-74
2/21/58	H	W	68-59
▲ 3/7/58 (OT)	N	L	65-71
1/7/59	A	L	33-64
1/17/59	H	W	78-69
1/16/60	H	L	48-56
2/18/60	A	L	61-71
1/14/61	H	W	70-62
2/16/61	A	L	71-76
1/13/62	H	W	84-68
2/13/62	A	W	79-53
▲ 3/1/62	N	W	71-58
12/8/62	H	W	92-56
2/19/63	A	W	76-70
2/8/64	A	W	104-72
2/22/64	H	W	84-63
2/1/65	H	W	82-64
2/23/65	A	L	82-85
1/13/66	H	W	76-61
2/19/66	A	W	74-69
1/14/67 (OT)	A	W	72-69
2/18/67	H	W	81-58
1/13/68	A	W	84-52
2/6/68	H	W	85-64
1/11/69	H	W	96-85
2/10/69	A	W	93-83
1/28/70	A	L	50-52
2/21/70	H	W	87-76
2/6/71	H	L	79-88
2/13/71	A	W	70-67
2/5/72	A	L	58-77
2/26/72	H	W	68-59
2/3/73	H	W	85-81
2/24/73	A	L	68-96
2/2/74	A	L	83-104
2/23/74	H	L	61-64
▲ 3/7/74	N	L	66-85
1/8/75	A	L	77-83
2/8/75	H	L	80-104
2/7/76	A	L	91-102
2/21/76	H	W	69-67
▲ 3/4/76 (OT)	N	L	78-80
2/5/77 (OT)	H	L	64-65
2/19/77	A	L	72-85
1/4/78	A	W	88-78
2/18/78	H	W	81-70
▲ 3/2/78	N	W	81-69
2/3/79	H	W	87-78
2/16/79	A	L	68-70
2/2/80	A	L	82-101

2/16/80	H	W	66-61
▲ 3/1/80	N	W	73-72
1/10/81	A	L	79-94
2/7/81	H	W	55-54
▲ 3/5/81	N	L	53-56
1/9/82	H	L	36-40
2/6/82	A	L	60-77
1/15/83	A	W	86-67
2/21/83	H	L	90-101
1/14/84	H	L	75-81
2/11/84	A	W	89-84
▲ 3/11/84	N	L	62-74
1/14/85 (OT)	A	L	76-78
2/9/85	H	W	70-62
▲ 3/8/85	N	W	86-73
1/4/86	A	W	81-75
1/25/86	H	W	80-68
1/14/87	A	W	85-61
2/7/87	H	W	76-67
1/16/88	H	L	69-72
2/13/88	A	W	90-83
1/14/89	A	W	82-72
2/11/89	H	W	86-60
1/13/90	H	W	91-80
2/10/90 (OT)	A	W	114-111
▲ 3/9/90	N	W	104-84
1/12/91	A	W	94-78
2/9/91	H	W	101-81
1/8/92	A	W	83-66
2/20/92	H	W	91-89
▲ 3/13/92	N	W	94-87
1/30/93	A	W	78-62
3/3/93	H	W	95-79
1/29/94	H	W	75-62
3/2/94	A	W	73-69
1/28/95	A	L	72-74
3/1/95	H	L	92-94
1/28/96	H	W	83-73
2/28/96	A	W	77-75
▲ 3/8/96	N	L	69-82
1/26/97	A	L	70-74
2/27/97	H	W	81-69
1/3/98	A	W	104-72
1/29/98	H	W	86-59
1/3/99	A	W	82-64
2/3/99	H	W	95-77
1/9/00	A	W	80-70
2/9/00	H	L	87-98
▲ 3/12/00	N	W	81-68
1/27/01 (OT)	A	W	98-96
2/27/01	H	L	80-91
▲ 3/10/01	N	W	84-82
■ 3/31/01	N	W	95-84
1/17/02	H	W	99-78
2/17/02	A	L	73-87
1/18/03	A	L	72-87
2/19/03	H	W	75-70
1/21/04	A	W	68-60
2/22/04	H	W	86-63
▲ 3/14/04 (OT)	N	L	87-95
1/26/05	H	L	66-75
2/12/05 (OT)	A	L	92-99
1/11/06	H	W	76-52
2/11/06	A	W	96-88
2/11/07	A	L	60-72
2/28/07	H	L	77-85
1/27/08	A	W	93-84
2/13/08	H	W	77-65
1/24/09	H	W	85-44
2/25/09	A	W	78-67
▲ 3/14/09	N	W	67-61
2/13/10	H	W	77-56
3/3/10	A	L	72-79
1/9/11	H	W	71-64
2/2/11	A	W	80-62
▲ 3/1/11	N	W	87-71
1/25/12	A	W	74-61
2/11/12	H	W	73-55
1/26/13	H	W	84-64
2/16/13	A	L	81-83
▲ 3/15/13	N	L	74-83
2/15/14	H	W	69-67

Massachusetts

Duke leads 1-0

12/12/83	H	W	88-56
----------	---	---	-------

Memphis

Duke leads 1-0

11/25/05	N	W	70-67
----------	---	---	-------

Mercer

Duke leads 3-2

1924	W	29-25	
1924	L	18-31	
1929	W	47-43	
12/21/97	H	W	126-64
■ 3/21/14	N	L	71-78

Miami (Fla.)

Duke leads 17-6

12/21/62	A	L	69-71
2/19/86	H	W	104-82
12/22/86	A	W	74-67
1/6/88	H	W	107-69
12/10/88	A	W	117-102
1/19/05	A	W	92-83
3/3/05	H	W	83-59
2/19/06	H	W	92-71
▲ 3/31/06	N	W	80-76
1/14/07	A	W	85-63
2/2/08	H	W	88-73
2/20/08	A	L	95-96
2/7/09 (OT)	H	W	78-75
2/17/10	A	W	81-74
▲ 3/13/10	N	W	77-74
1/2/11	H	W	74-63
2/13/11	A	W	81-71
2/5/12 (OT)	H	L	74-78
1/23/13	A	L	63-90
3/2/13	H	W	79-76
1/22/14	A	W	67-46
1/13/15	H	L	74-90
1/25/16	A	L	69-80

At Cameron Indoor: Duke leads 8-2
At BankUnited Center: Duke leads 5-3
In ACC Tournament: Duke leads 2-0
Longest Duke win streak: 9 (2/19/86-2/2/08)
Longest Miami win streak: 2 (2/5/12/23/13, 1/13/15-12/5/16)
Biggest Duke win: 107-69 (1/6/88)
Biggest Duke loss: 63-90 (1/23/13)
Since Joining the ACC - 2004-05: Duke leads 13-5
Duke under Mike Krzyzewski: 17-5

Miami (Ohio)

Duke leads 1-0

11/16/10	H	W	79-45
----------	---	---	-------

Michigan

Duke leads 22-8

12/21/63	A	L	67-83
■ 3/20/64	N	W	91-80
12/5/64	H	L	79-86
12/21/65 (OT)	N	W	100-93
12/3/66	H	W	96-75
12/6/68	A	W	93-72
12/9/68	H	L	80-90
12/10/69	A	W	73-68
12/7/70	H	W	95-74
12/9/89 (OT)	A	L	108-113
12/8/90	H	W	75-68
12/14/91 (OT)	A	W	88-85
■ 4/6/92	N	W	71-51
12/5/92	H	W	79-68
12/11/93	A	W	73-63
12/10/94	H	W	69-59
12/9/95	A	L	84-88
12/8/96	H	L	61-62
12/13/97	A	L	73-81
12/12/98	H	W	108-64
12/11/99	A	W	104-97
12/9/00	H	W	104-61
12/8/01	A	W	104-83
12/7/02	H	W	81-59
12/8/07	H	W	95-67
11/21/09	N	W	71-56
12/6/09	A	L	73-81
■ 3/20/11	N	W	73-71

11/22/11	N	W	82-75
12/3/13	H	W	79-69

Michigan State

Duke leads 10-2

12/29/58	N	L	57-82
■ 3/20/94	N	W	85-74
12/2/98	N	W	73-67
■ 3/27/99	N	W	68-62
12/3/03	A	W	72-50
11/30/04	H	W	81-74
■ 3/25/05	N	L	68-78
12/1/10	H	W	84-79
11/15/11	N	W	74-69
■ 3/29/13	N	W	71-61
11/18/14	N	W	81-71
■ 4/4/15	N	W	81-61

Milligan

Duke trails 0-1

12/10/43	H	L	40-46
----------	---	---	-------

Minnesota

Duke leads 2-1

12/28/54	N	L	73-79
■ 3/24/89	N	W	87-70
11/22/12	N	W	89-71

Mississippi State

Duke trails 1-2

1/12/37	H	L	29-33
1/3/38	H	L	23-25
■ 3/20/05	N	W	63-55

Mississippi Valley State

Duke leads 1-0

■ 3/13/86	N	W	85-78
-----------	---	---	-------

Missouri

Duke leads 2-0

11/25/97	N	W	82-59
■ 3/17/01	N	W	94-81

Missouri St.

Duke leads 1-0

■ 3/19/99	N	W	78-61
-----------	---	---	-------

Monmouth

Duke leads 2-0

12/28/95	H	W	69-53
■ 3/15/01	N	W	95-52

Montana

Duke leads 1-0

11/23/09	H	W	78-58
----------	---	---	-------

Murray State

Duke leads 1-0

■ 3/14/97	N	W	71-68
-----------	---	---	-------

Navy

Duke leads 29-13

1929	L	38-49	
1930	A	W	47-29
1931	W	41-27	
1/15/32	A	L	25-36
1/17/33	A	L	22-44
1/13/34	A	W	29-23
3/6/35 (OT)	A	L	38-44
1/9/37	A	W	33-29
1/8/38	A	L	30-43
1/14/39	A	W	44-37
1/10/40	A	W	40-27
2/8/41	H	L	32-34
1/17/42	A	W	41-31
1/14/43	A	W	45-44
2/20/43	A	W	58-48
1/29/44	A</		

2/16/35	A	L	20-24
2/16/36 (OT)	A	W	36-34
2/21/36	H	L	28-30
2/12/37	A	L	35-41
2/25/37	H	L	32-37
3/4/37	N	L	30-34
2/12/38	A	L	24-34
2/25/38	H	W	39-33
2/10/39	A	L	32-37
2/24/39	H	W	41-38
2/10/40	A	W	50-44
2/22/40	H	L	27-31
3/2/40	N	L	23-39
2/7/41	A	L	33-51
2/20/41	H	W	35-33
2/27/41	N	W	38-37
2/7/42	A	W	52-40
2/27/42 (OT)	H	W	41-40
2/6/43	A	W	51-39
2/26/43	H	W	43-24
1/18/43	H	L	33-37
2/5/44	A	W	41-40
2/10/44	H	L	30-39
2/26/44	N	W	44-27
1/20/45	A	W	50-41
2/14/45	H	L	38-50
2/24/45	N	L	38-49
1/9/46 (OT)	A	W	51-46
2/16/46	H	L	44-54
2/11/47	A	L	28-49
2/28/47	H	L	47-57
2/7/48	A	L	42-48
2/27/48	H	W	56-45
2/5/49	A	L	34-64
2/25/49	H	L	40-64
12/29/49	N	L	52-59
2/17/50	A	L	55-58
2/24/50	H	L	46-64
12/29/50	N	W	71-63
2/2/51	A	L	68-71
2/23/51	H	W	84-72
12/5/51	H	W	77-59
2/1/52	A	W	73-66
2/29/52	H	W	94-64
2/6/53	A	W	95-89
2/27/53	H	W	83-58
2/4/54	H	W	63-47
2/20/54	A	W	67-63
12/29/54	N	L	52-65
2/4/55	A	W	91-68
2/25/55	H	W	96-74
12/30/55	N	L	64-74
2/4/56	H	W	64-59
2/24/56	A	L	65-73
12/28/56	N	L	71-87
2/9/57	A	L	73-75
3/1/57	H	L	72-86
12/27/57	N	L	62-76
2/8/58	A	W	91-75
2/28/58	H	W	59-46
2/6/59	H	L	80-89
2/28/59	A	L	62-72
▲ 3/6/59	N	L	71-74
12/29/59	N	L	53-75
2/13/60	A	L	58-84
2/27/60	H	L	50-75
▲ 3/4/60	N	W	71-69
12/31/60	N	L	71-76
2/4/61	H	W	81-77
2/25/61 (OT)	A	L	66-69
2/3/62	H	W	79-57
2/24/62	A	W	82-74
2/2/63	A	W	77-69
2/23/63	H	W	106-93
1/11/64	H	W	84-64
2/29/64	A	W	104-69
▲ 3/6/64	N	W	65-49
1/9/65	H	L	62-65
2/27/65	A	L	66-71
1/8/66	A	W	88-77
2/26/66	H	W	77-63
▲ 3/4/66	N	W	21-20
1/7/67	H	L	56-59
3/4/67	A	L	79-92
▲ 3/11/67	N	L	73-83

1/6/68	A	L	72-75
3/2/68 (3OT)	H	W	87-86
1/4/69	A	L	70-94
3/1/69	H	W	87-81
▲ 3/8/69	N	L	74-85
1/10/70	A	L	78-86
2/28/70	H	W	91-83
12/19/70	N	L	81-83
1/9/71	A	L	74-79
3/6/71	H	W	92-83
● 3/25/71	N	L	67-73
1/22/72	H	W	76-74
3/4/72	A	L	69-93
▲ 3/10/72	N	L	48-63
12/15/72	N	L	86-91
1/20/73	A	L	71-82
3/3/73	H	L	70-72
1/5/74	N	L	75-84
1/19/74	H	L	71-73
3/2/74 (OT)	A	L	92-96
1/3/75 (OT)	N	W	99-96
2/12/75	A	L	70-78
3/1/75	H	L	70-74
1/3/76	N	L	74-77
1/17/76	H	L	87-89
2/28/76	A	L	71-91
1/15/77	A	L	68-77
2/26/77	H	L	71-84
12/1/77	N	L	66-79
1/14/78	H	W	92-84
2/25/78	A	L	83-87
12/2/78	N	W	78-68
1/13/79	A	L	68-74
2/24/79	H	W	47-40
▲ 3/3/79	N	L	63-71
12/1/79	N	W	86-74
1/12/80	H	L	67-82
2/23/80	A	L	71-96
▲ 2/29/80	N	W	75-61
12/5/80	N	L	76-78
1/17/81	A	L	65-80
2/28/81 (OT)	H	W	66-65
1/16/82	H	L	63-73
2/27/82	A	L	66-84
1/22/83	A	L	82-103
3/5/83	H	L	81-105
1/21/84	H	L	73-78
3/3/84 (2OT)	A	L	83-96
▲ 3/10/84	N	W	77-75
1/19/85	A	W	93-77
3/2/85	H	L	68-78
1/18/86	A	L	92-95
3/2/86	H	W	82-74
1/10/87	H	L	77-85
2/26/87	A	L	71-77
1/21/88	A	W	70-69
3/6/88	H	W	96-81
▲ 3/13/88	N	W	65-61
1/18/89	H	L	71-91
3/5/89	A	W	88-86
▲ 3/12/89	N	L	74-77
1/17/90	A	L	60-79
3/4/90	H	L	75-87
1/19/91	H	W	74-60
3/3/91	A	W	83-77
▲ 3/10/91	N	L	74-96
2/5/92	A	L	73-75
3/8/92	H	W	89-77
▲ 3/15/92	N	W	94-74
2/3/93	H	W	81-67
3/7/93	A	L	69-83
2/3/94	A	L	78-89
3/5/94	H	L	77-87
2/2/95 (2OT)	H	L	100-102
3/4/95	A	L	86-99
1/31/96	A	L	72-73
3/3/96	H	L	78-84
1/29/97	H	W	80-73
3/2/97	A	L	85-91
2/5/98	A	L	73-97
2/28/98	H	W	77-75
▲ 3/8/98	N	L	68-83
1/27/99	H	W	89-77
2/27/99	A	W	81-61
▲ 3/7/99	N	W	96-73

2/3/00 (OT)	A	W	90-86
3/4/00	H	W	90-76
2/1/01	H	L	83-85
3/4/01	A	W	95-81
▲ 3/11/01	N	W	79-53
1/31/02	A	W	87-58
3/3/02	H	W	93-68
▲ 3/8/02	N	W	60-48
2/5/03	H	W	83-74
3/9/03	A	L	79-82
▲ 3/15/03	N	W	75-63
2/5/04 (OT)	A	W	83-81
3/6/04	H	W	70-65
2/9/05	H	W	71-70
3/6/05	A	L	73-75
2/7/06	A	W	87-83
3/4/06	H	L	76-83
2/7/07	H	L	73-79
3/4/07	A	L	72-86
2/6/08	A	W	89-78
3/8/08	H	L	68-76
2/11/09	H	L	87-101
3/8/09	A	L	71-79
2/10/10	A	W	64-54
3/6/10	H	W	82-50
2/9/11	H	W	79-73
3/5/11	A	L	67-81
▲ 3/13/11	N	W	75-58
2/8/12	A	W	85-84
3/3/12	H	L	70-88
2/13/13	H	W	73-68
3/9/13	A	W	69-53
2/20/14	A	L	66-74
3/8/14	H	W	93-81
2/18/15 (OT)	H	W	92-90
3/7/15	A	W	84-77
2/17/16	A	W	74-73
3/5/16	H	L	72-76

At Cameron Indoor: Duke leads 43-36
 At Dean E. Smith Center: Duke trails 15-16
 In ACC Tournament: Duke leads 12-8
 Longest Duke win streak: 8 (2/23/51-2/20/54)
 Longest UNC win streak: 16 (2/23/21-2/11/28)
 Biggest Duke win: 104-69 (2/29/64)
 Biggest Duke loss: 19-55 (3/5/21)
 Duke under Mike Krzyzewski: 43-39

North Carolina A&T
 Duke leads 8-0

● 3/12/81	H	W	79-69
12/19/94	H	W	99-56
1/20/98	A	W	101-66
12/20/98	H	W	88-53
12/19/99	H	W	101-60
12/30/00	H	W	108-73
12/16/01	H	W	93-51
12/17/02	N	W	91-57

North Carolina Asheville
 Duke leads 2-0

12/17/08	H	W	99-56
11/18/13	H	W	91-55

North Carolina Central
 Duke leads 1-0

11/9/07	H	W	121-56
---------	---	---	--------

North Carolina Greensboro
 Duke leads 10-0

11/29/95	H	W	71-57
1/15/97	A	W	87-49
12/3/97	H	W	93-37
12/30/98	H	W	104-58
11/27/04	H	W	98-44
12/31/05	N	W	102-69
11/16/06	H	W	75-48
11/13/09	H	W	96-62
12/29/10	A	W	108-62
12/19/11	H	W	90-63

North Carolina State
 Duke leads 146-99

2/9/12	W	31-28	
2/24/12	L	13-26	
1913	A	W	22-18
1913	H	W	32-14

1914	H	W	35-21
1914 (OT)	H	W	33-25
1915	W	46-27	
1915	W	28-17	
2/23/16	H	W	31-24
2/26/16	A	L	25-27
1917	W	32-24	
1917	L	14-16	
1917	W	2-0	
1918	W	35-26	
1918	L	18-28	
1918	L	10-15	
2/4/19	A	L	18-28
2/11/19	H	W	22-19
1920	H	W	28-22
1920	A	W	25-24
1921	H	W	33-11
1921	A	W	34-27
1/21/22	A	W	23-19
3/1/22	H	L	23-28
1923	W	32-27	
1923	W	31-20	
1924	H	W	35-23
1924	W	32-15	
1/17/25	A	L	22-29
1926	L	27-28	
1/30/26	L	24-32	
1927	L	22-36	
1927	L	23-29	
1928	W	32-29	
2/20/28	L	27-37	
1929	L	26-40	
1929	W	32-22	
1929	N	L	35-43
1930	W	35-31	
1930	W	33-26	
1931	L	19-24	
1931	L	23-26	
1/23/32	H	W	28-18
2/16/32	A	W	25-21
1/21/33	A	W	36-29
2/14/33	H	L	28-40
1/17/34	A	W	33-29
2/24/34	H	W	41-34
1/15/35	A	L	25-28
2/23/35	H	W	35-28
1/25/36	A	L	33-36
2/25/36	H	L	29-32
1/22/37	A	L	27-30
2/20/37 (OT)	H	W	36-33
2/2/38	A	W	40-28
2/19/38	H	L	45-49
3/4/38	N	W	44-33
1/31/39	H	W	43-37
2/20/39	A	W	29-26
3/1/39	N	L	39-40
2/1/40	A	W	57-27
2/19/40	H	W	46-37
1/30/41	H	L	38-39
2/17/41	A	W	44-37
1/31/42	H	W	40-28
2/16/42	A	W	53-48
3/7/42	N	W	45-34
1/30/43	H	W	60-47
2/17/43	A	W	53-32
2/1/44	A	W	60-36
2/12/44	H	W	53-32
2/25/44	N	W	40-32
1/30/45	H	W	48-38
2/17/45	A	W	47-40
1/11/46	A	W	46-34
2/2/46	H	W	56-33
2/28/46 (OT)	N	W	44-38
1/18/47	H	W	60-53
2/18/47	A	L	57-83
2/14/48	H	L	43-44
2/18/48	A	L	37-70
3/6/48	N	L	50-58
1/15/49	H	L	52-53
2/11/49	A	L	44-47
1/7/50	H	W	58-55
2/14/50	A		

2/23/84 (OT)	A	W	73-70
1/23/85	A	L	71-89
2/20/85	H	L	66-70
1/11/86	H	W	74-64
2/15/86	A	W	72-70
1/21/87	A	L	74-87
2/19/87	H	W	66-50
▲ 3/6/87 (OT)	N	L	64-71
2/6/88	H	L	74-77
2/24/88	A	L	78-89
▲ 3/12/88	N	W	73-71
1/26/89	A	L	73-88
2/23/89	H	W	86-65
1/24/90 (OT)	H	W	85-82
2/21/90	A	L	71-76
1/23/91	A	L	89-95
2/20/91	H	W	72-65
▲ 3/9/91	N	W	93-72
1/15/92	H	W	110-75
2/16/92	A	W	71-63
1/21/93	H	W	92-56
2/21/93	A	W	91-82
1/20/94	A	W	92-65
2/20/94	H	W	85-58
1/18/95	H	L	60-77
2/18/95	A	L	79-84
▲ 3/9/95	N	W	83-70
1/18/96	A	W	71-70
2/17/96 (OT)	H	W	79-76
1/21/97	A	W	70-55
2/8/97	H	W	80-51
▲ 3/7/97	N	L	60-66
1/7/98	H	W	64-50
2/8/98	A	W	65-49
12/5/98	H	W	89-69
1/30/99	A	W	80-61
▲ 3/6/99	N	W	83-68
1/19/00 (OT)	H	W	92-88
2/19/00	A	W	71-66
1/10/01	A	W	84-78
2/11/01	H	W	101-75
▲ 3/9/01	N	W	76-61
1/13/02	A	W	76-57
2/14/02	H	W	108-71
▲ 3/10/02	N	W	91-61
1/22/03	A	L	71-80
2/22/03	H	W	79-68
▲ 3/16/03	N	W	84-77
1/15/04	H	W	76-57
2/15/04	A	L	74-78
1/13/05	A	W	86-74
▲ 3/12/05	N	W	76-69
1/18/06	H	W	81-68
1/20/07	A	W	79-56
▲ 3/8/07 (OT)	N	L	80-85
1/31/08	H	W	92-72
3/1/08	A	W	87-86
1/20/09	H	W	73-56
1/20/10	A	L	74-88
1/19/11	A	W	92-78
2/5/11	H	W	76-52
2/16/12	H	W	78-73
1/12/13	A	L	76-84
2/7/13	H	W	98-85
1/18/14	H	W	95-60
▲ 3/15/14	N	W	75-67
1/11/15	A	L	75-87
▲ 3/12/15	N	W	77-53
1/23/16	A	W	88-78
2/6/16	H	W	88-80
▲ 3/9/16	N	W	92-89

At Cameron Indoor: Duke leads 50-23
 At PNC Arena: Duke leads 8-5
 At Reynolds Coliseum: Duke trailed 25-35
 In ACC Tournament: Duke leads 17-9
 Longest Duke win streak: 15 (1941-1/18/47)
 Longest NCSU win streak: 9 (1/10/73-2/18/76)
 Biggest Duke win: 99-60 (1/28/67)
 Biggest Duke loss: 37-70 (2/18/48)
 Duke under Mike Krzyzewski: 55-22

North Carolina Wilmington
 Duke leads 2-0

2/8/82 (OT)	H	W	67-57
■ 3/17/16	N	W	93-85

Northeastern
 Duke leads 4-0

12/7/92	H	W	103-72
11/27/93	H	W	86-72
11/26/94	H	W	93-70
12/30/95	A	W	87-56

Northwestern
 Duke leads 7-0

12/29/70	N	W	93-87
12/19/84	A	W	76-55
12/30/85	H	W	78-55
12/30/86	H	W	106-55
12/3/87	A	W	79-57
12/3/88	H	W	86-62
12/2/89	A	W	103-77

Notre Dame
 Duke leads 20-7

2/20/65	N	W	101-88
12/31/65	N	W	95-73
2/25/67	N	W	77-65
2/10/68	N	W	73-67
2/17/73	H	W	86-74
2/9/74	A	L	68-87
■ 3/25/78	N	W	90-86
2/16/85	N	W	81-69
2/16/86	H	W	75-74
2/15/87 (OT)	A	L	66-70
2/11/88	H	W	70-61
2/5/89	A	W	102-80
2/4/90	H	W	88-76
11/23/90	N	W	85-77
2/2/91	A	W	90-77
2/1/92	H	W	100-71
2/6/93	A	W	67-50
1/26/94	H	W	74-72
1/24/95	A	W	87-74
11/26/98	N	W	111-82
■ 3/16/02	N	W	84-77
1/4/14	A	L	77-79
1/28/15	A	L	73-77
2/7/15	H	W	90-60
▲ 3/13/15	N	L	64-74
1/16/16	H	L	91-95
▲ 3/10/16 (OT)	N	L	79-84

At Cameron Indoor: Duke leads 7-1
 At Joyce Center: Series tied 4-4
 In ACC Tournament: Duke trails 0-2
 Longest Duke win streak: 11 (2/16/85-3/16/12)
 Longest ND win streak: 2 (1/4/14-1/28/15, 1/16/16-3/10/16)
 Biggest Duke win: 90-60 (2/7/15)
 Biggest Duke loss: 68-87 (2/9/74)
 Since Joining the ACC - 2013-14: 1-5
 Duke under Mike Krzyzewski: 13-6

Ohio State
 Duke leads 4-3

12/6/63	N	W	76-75
12/30/64 (207)	A	W	94-89
12/29/66	N	L	82-83
12/29/78 (OT)	N	L	84-90
12/3/02	N	W	91-76
11/29/11	A	L	63-85
11/28/12	H	W	73-68

Ohio University
 Duke leads 1-0

12/7/83	H	W	82-63
---------	---	---	-------

Oklahoma
 Duke leads 4-0

2/22/86	H	W	93-84
12/22/90	A	W	90-85
1/4/93 (OT)	H	W	88-84
12/18/04	N	W	78-67

Oklahoma City
 Duke leads 1-0

● 3/14/68	N	W	97-81
-----------	---	---	-------

Oklahoma State
 Series tied 1-1

12/19/39	A	L	41-51
■ 3/15/98	N	W	79-73

Old Dominion
 Duke leads 2-0

3/15/86	N	W	89-61
11/23/95	N	W	75-55

Oregon
 Series tied 1-1

11/27/10	N	W	98-71
■ 3/24/16	N	L	68-82

Oregon State
 Duke leads 2-0

12/28/53	N	W	71-61
3/23/63	N	W	85-63

Pacific
 Duke leads 2-0

12/29/83	N	W	68-66
11/27/03	N	W	82-69

Pennsylvania
 Duke leads 10-6

1940	A	L	35-49
2/13/43	A	L	48-49
3/8/50	A	L	50-68
1/3/51	A	L	76-85
1/2/52	H	W	62-52
12/30/52	N	L	80-97
12/16/55	A	W	98-80
12/19/58	A	W	66-57
12/7/71 (OT)	H	L	49-50
■ 3/17/78	N	W	84-80
12/11/79	A	W	70-57
■ 3/8/80	N	W	52-42
12/22/80	H	W	88-82
12/7/05	H	W	72-59
12/31/09	H	W	114-55
1/1/12	H	W	85-55

Penn State
 Duke leads 8-1

12/28/49	N	L	48-51
12/9/60	N	W	69-46
1/3/62	H	W	95-55
11/30/63	H	W	92-62
1/5/65	H	W	121-88
1/3/66	H	W	83-58
1/3/67	H	W	89-84
1/3/70	H	W	93-43
12/30/70	N	W	67-56

Pepperdine
 Duke leads 1-0

■ 3/15/85	N	W	75-62
-----------	---	---	-------

Pittsburgh
 Duke leads 8-7

12/17/38	H	L	37-51
2/3/41	H	L	32-46
12/20/54	A	W	90-68
12/20/55	A	W	92-54
2/5/57	H	W	90-72
12/21/57 (207)	A	L	84-87
1/31/59	H	W	75-66
1/12/74	A	L	46-62
12/21/74	N	W	89-75
2/10/79	H	L	69-71
1/26/80	A	W	78-69
12/20/07 (OT)	N	L	64-65
1/27/14	A	W	80-65
1/19/15	H	W	79-65
2/28/16	A	L	62-76

At Cameron Indoor: Duke leads 3-2
 At Petersen Events Center: Series tied 1-1
 In ACC Tournament: 0-0
 Longest Duke win streak: 3 (12/20/54-2/5/57)
 Longest Pitt win streak: 2 (12/17/38-2/3/41)
 Biggest Duke win: 92-54 (12/20/55)
 Biggest Duke loss: 46-62 (1/12/74)
 Since Joining the ACC - 2013-14: 2-1
 Duke under Mike Krzyzewski: 2-2

Portland
 Duke leads 3-0

12/19/00	N	W	97-64
11/25/01	H	W	104-62
12/14/03	H	W	84-43

Portland State
 Duke leads 1-0

12/30/97	H	W	89-39
----------	---	---	-------

Presbyterian
 Duke leads 3-0

11/10/08	H	W	80-49
11/12/11	H	W	96-55
11/14/14	H	W	113-44

Princeton
 Duke leads 18-1

1/14/36	A	W	40-26
1/4/39	H	W	46-33
1/6/40	H	W	36-27
12/31/52	N	W	74-59
■ 3/8/60	N	W	84-60
12/28/62	H	W	85-74
12/19/67	H	W	85-79
12/7/68	N	W	81-62
12/1/70	N	W	79-75
1/26/74	A	W	73-65
12/21/74	N	W	66-57
1/25/75	H	W	90-73
12/5/79	H	W	81-45
12/12/81	A	L	55-72
11/14/00	H	W	87-50
12/17/03	H	W	69-51
1/5/05	H	W	59-46
11/19/07	N	W	83-61
11/14/10	H	W	97-60

Providence
 Series tied 1-1

12/22/79	N	W	82-78
■ 3/16/97	N	L	87-98

Purdue
 Duke trails 3-4

12/28/72	N	L	77-82
■ 3/15/80	N	L	60-68
● 3/20/81	N	L	69-81
■ 3/26/94	N	W	69-60
11/29/03	N	L	68-78
12/2/09	A	W	76-60
■ 3/26/10	N	W	70-57

Radford
 Duke leads 2-0

■ 3/13/98	N	W	99-63
11/21/09	H	W	104-67

Randolph-Macon
 Duke leads 2-0

1931	W	48-18	
12/12/36	A	W	40-25

Rhode Island
 Duke leads 3-0

■ 3/12/78	N	W	63-62
■ 3/24/88	N	W	73-72
11/16/09	H	W	82-79

Rice
 Duke leads 1-0

12/30/76	N	W	87-77
----------	---	---	-------

Richmond
 Duke leads 8-2

1923	W	30-22	
2/7/25	A	L	25-35
1926	L	30-42	
2/11/36	A	W	31-27
12/11/36	A	W	38-35
1/11/38	H	W	32-24
12/30/71	H	W	54-52
1/24/73	A	W	70-66
12/11/76	H	W	65-63
■ 3/16/90	N	W	81-46

Rider
 Duke leads 1-0

12/18/41	H	W	55-29
----------	---	---	-------

Roanoke
 Series tied 1-1

1914	H	W	42-15
1915	L	19-31	

Robert Morris
 Duke leads 1-0

■ 3/20/15	N	W	85-56
-----------	---	---	-------

Rutgers
 Duke leads 3-0

1/27/81	A	W	53-51
1/6/82	H	W	80-61
12/12/92	N	W	88-79

St. Bonaventure
 Duke trails 0-1

● 3/27/71 (OT)	N	L	88-92
----------------	---	---	-------

St. John's
 Duke leads 16-6

2/4/38	A	L	28-44
12/30/78	N	L	66-69
■ 3/11/79	N	L	78-80
11/29/85	N	W	71-70
■ 3/18/90	N	W	76-72
■ 3/24/91	N	W	78-61
12/5/91	N	W	91-81
1/24/99 (OT)	A	W	92-88
2/26/00	H	L	82-83
2/18/01	A	W	91-59

2016-17 DUKE MEN'S BASKETBALL

MEDIA GUIDE

San Francisco
Series tied 1-1
12/9/72 N L 68-72
1/26/93 H W 117-73

San Jose State
Duke leads 1-0
12/31/06 H W 70-51

Santa Clara
Duke leads 3-0
12/26/70 H W 86-80
12/8/72 N W 69-65
12/29/12 H W 90-77

Seton Hall
Duke leads 7-1
12/26/57 N W 69-62
2/23/61 A W 112-78
2/27/71 A W 89-61
4/1/89 N L 78-95
3/26/92 N W 81-69
11/9/01 N W 80-79
3/20/04 N W 90-62
11/16/05 H W 93-40

Siena
Duke leads 1-0
11/13/15 H W 92-74

South Carolina
Duke leads 57-19
1914 H W 46-13
1/13/21 H W 40-12
1/13/22 H W 41-25
1924 L 19-36
1924 W 43-24
1926 W 36-22
1/12/28 W 39-32
1929 W 45-35
1929 W 44-39
1930 W 33-26
1931 W 44-16
2/18/33 A L 23-46
2/26/33 N L 21-33
2/20/34 H L 23-28
12/17/34 A L 23-24
2/21/35 H W 37-34
12/17/36 A W 45-35
1/7/37 H W 52-24
12/15/37 A L 26-32
1/12/38 H W 42-34
3/1/41 N W 53-30
2/4/44 H W 46-40
1/2/46 A W 52-36
1/23/46 H W 55-33
3/6/47 N L 54-56
3/3/48 N W 63-48
12/20/49 A L 44-54
1/17/50 H W 79-60
3/2/50 N W 53-41
1/11/51 H W 60-58
1/30/51 A L 62-82
2/23/52 A W 96-82
1/7/53 A W 76-67
2/21/53 H W 98-68
1/4/54 A W 89-69
2/23/54 H W 89-55
12/10/54 H W 95-55
12/1/55 A W 82-64
3/3/55 N W 83-67
12/9/55 H W 82-68
1/10/56 A W 63-52
12/5/56 N W 104-76
2/23/57 H W 94-81
3/7/57 N L 81-84
12/17/57 A L 51-62
2/3/58 H W 61-49
12/15/58 H W 68-61
2/3/59 A W 80-72
12/12/59 A W 72-70
1/30/60 H W 79-65
3/3/60 N W 82-69
12/12/60 H W 107-79
1/31/61 A W 107-94

3/3/61 N W 92-75
12/13/61 A W 76-69
1/30/62 H W 89-73
12/4/62 H W 95-63
1/29/63 A W 88-70
12/16/63 A W 77-70
1/30/64 H W 80-67
12/12/64 H W 111-72
2/17/65 A W 87-59
3/4/65 N W 62-60
12/6/65 A L 71-73
2/14/66 H W 41-38
3/10/67 N W 69-66
1/30/68 A L 80-83
2/24/68 H L 50-56
2/1/69 A L 57-64
2/8/69 H L 72-82
3/7/69 N W 68-59
1/31/70 H L 55-67
2/14/70 A L 65-82
12/12/70 A L 78-98
2/1/71 H W 82-71
11/20/01 N W 81-56

South Carolina State
Duke leads 7-0
3/16/89 N W 90-69
12/6/93 H W 97-61
12/2/95 H W 107-61
12/4/95 H W 84-64
1/2/97 H W 104-54
12/1/97 H W 98-40
11/21/98 H W 120-56

South Florida
Duke leads 3-0
1/11/75 H W 95-86
12/2/80 A W 83-72
12/5/83 H W 95-66

Southern
Duke leads 1-0
3/16/06 N W 70-54

Southern California
Duke leads 4-2
12/29/52 N L 69-87
12/10/77 (OT) A L 81-87
12/13/78 H W 79-65
12/29/84 N W 75-73
11/27/99 N W 81-68
3/24/01 N W 79-69

Southern Illinois
Duke leads 3-1
3/13/67 N L 63-72
2/8/68 N W 78-54
3/18/93 N W 105-70
11/20/09 N W 83-58

SMU
Duke leads 3-1
12/8/77 A W 91-67
11/27/78 H W 86-80
12/28/83 N L 76-78
3/19/88 N W 94-79

Stanford
Duke trails 1-2
11/11/99 (OT) N L 79-80
12/21/00 N L 83-84
11/22/14 N W 70-59

Stetson
Duke leads 9-2
1917 L 37-43
11/29/80 H W 67-49
2/10/82 A L 81-88
2/16/83 H W 89-80
2/15/84 A W 80-69
2/13/85 H W 94-51
2/11/86 A W 85-66
2/2/87 H W 62-59
1/25/88 A W 81-78
12/5/88 H W 90-62

2/12/90 A W 102-67

Syracuse
Duke leads 5-4
3/12/66 N W 91-81
12/28/71 N L 72-74
12/6/89 N L 76-78
3/20/98 N W 80-67
2/1/14 (OT) A L 89-91
2/22/14 H W 66-60
2/14/15 A W 80-72
2/28/15 H W 73-54
1/18/16 H L 62-64

At Cameron Indoor: 2-1
At Carrier Dome: Series 1-1
In ACC Tournament: 0-0
Longest Duke win streak: 3 (2/22/14-2/28/15)
Longest Syracuse win streak: 2 (12/28/71-12/6/89)
Biggest Duke win: 73-54 (3/20/98)
Biggest Duke loss: 72-74 (12/28/71), 76-78 (12/6/89), 89-91 (2/1/14), 62-64 (1/18/16)
Since Joining the ACC - 2013-14: Duke leads 3-2
Duke under Mike Krzyzewski: 4-3

Temple

Duke leads 20-10
1931 L 27-44
1/3/42 A L 41-57
1/17/43 A W 45-44
2/10/45 A W 51-46
2/9/46 A L 38-64
1/11/47 A W 59-56
1/10/48 A L 54-58
1/8/49 H L 45-59
1/14/50 A L 49-59
12/1/51 H W 85-48
1/12/52 A W 86-65
12/20/52 A L 64-67
1/5/55 H W 81-64
2/17/68 H W 92-57
1/28/69 A L 69-73
3/26/88 N W 63-53
2/27/94 H W 59-47
1/25/96 A L 58-59
3/21/99 N W 85-64
11/24/00 N W 63-61
12/2/00 A W 93-68
12/5/01 H W 82-57
1/8/05 H W 82-74
2/25/06 A W 74-66
1/2/07 H W 73-55
1/9/08 A W 74-64
2/23/11 H W 78-61
1/4/12 A L 73-78
12/8/12 N W 90-67
11/21/14 N W 74-54

Tennessee

Duke leads 8-7
1911 W 51-25
1931 L 25-36
2/8/32 (OT) A L 31-32
1/5/42 H W 37-35
12/19/42 A L 33-51
1/4/47 A L 47-53
1/3/48 H L 58-62
12/13/52 A W 89-82
12/5/54 H W 101-61
1/25/64 (2OT) N W 67-65
3/22/71 N W 78-64
12/3/75 H L 80-86
12/7/76 A W 81-78
12/29/80 N L 69-90
11/21/11 N W 77-67

Tennessee-Martin
Duke leads 1-0
11/20/04 H W 88-46

Texas
Duke leads 4-0
11/22/00 N W 95-69
12/20/03 N W 89-61
12/10/05 N W 97-66
3/21/09 N W 74-69

Texas A&M
Duke leads 1-0
3/12/87 N W 58-51

Texas Southern
Duke leads 1-0
3/18/94 N W 82-70

The Citadel

Duke leads 9-0
12/14/38 H W 49-37
1/16/40 H W 51-40
2/29/40 N W 40-35
3/5/43 N W 56-37
2/7/50 H W 65-39
11/26/88 H W 93-52
1/3/90 H W 108-69
1/16/91 A W 83-50
12/1/93 H W 78-63

Toledo

Duke leads 2-0
12/12/04 H W 82-54
12/29/14 H W 86-69

Tulane

Duke leads 2-1
12/30/50 N W 74-72
1/7/76 A L 82-92
1/6/79 N W 74-64

Tulsa

Duke leads 3-0
11/27/96 N W 72-67
3/14/99 N W 97-56
2/25/10 H W 70-52

UCLA

Duke leads 10-6
12/22/53 N L 67-72
3/21/64 N L 83-98
12/10/65 H W 82-66
12/11/65 N W 94-75
12/9/66 A L 54-88
12/10/66 A L 87-107
3/22/90 N W 90-81
3/1/92 A W 75-65
2/28/93 H W 78-67
2/26/95 A L 77-100
12/25/96 H W 85-66
2/23/97 A L 69-73
2/22/98 H W 120-84
3/22/01 N W 76-63
11/30/02 N W 84-73
12/19/13 N W 80-63

UNLV

Duke trails 1-2
12/27/72 N L 83-89
4/2/90 N L 73-103
3/30/91 N W 79-77

Utah

Duke leads 3-2
12/28/59 N W 63-52
3/19/66 N W 79-77
3/14/70 N L 75-78
3/27/15 N W 63-57
12/19/15 (OT) N L 75-77

Utah State
Duke leads 1-0
11/29/15 H W 85-52

Valparaiso

Duke leads 3-0
2/26/04 H W 97-63
12/4/04 N W 93-61
12/18/05 H W 104-77

Vanderbilt

Duke leads 10-5
1931 W 50-44
2/26/32 N W 44-32
12/1/53 H W 94-88

12/7/54 A L 66-71
12/11/62 H W 90-70
12/11/63 (OT) A L 92-97
12/13/66 A W 97-89
12/16/67 A L 75-76
12/9/80 (OT) A W 72-69
11/28/81 (2OT) H L 75-76
12/11/82 A L 65-74
11/26/83 H W 78-74
12/4/85 A W 84-74
12/6/86 H W 78-66
11/22/96 H W 86-57

Vermont

Duke leads 3-0
12/30/75 H W 94-77
12/28/79 H W 92-67
11/24/13 H W 91-90

Villanova

Duke leads 7-4
1931 L 21-22
3/8/55 N L 73-74
12/17/55 A W 86-76
12/14/57 H W 60-53
12/20/58 A L 67-74
3/13/64 N W 87-73
3/19/78 N W 90-72
12/14/96 A W 87-79
12/10/97 H W 94-66
11/17/00 H W 98-85
3/26/09 N L 54-77

Virginia

Duke leads 118-50
1911 H L 18-24
1913 A L 12-33
2/10/14 N L 21-51
1915 N L 24-51
1915 A L 18-52
2/11/16 A L 31-34
1917 A W 37-34
1918 A W 32-25
2/24/19 A L 16-47
1920 A L 20-28
2/17/21 A L 15-34
2/25/21 H W 24-22
1923 A L 25-28
1923 H W 37-24
1927 H L 24-34
1927 A W 36-26
1928 A L 34-44
1929 A L 23-35
1930 A W 65-32
1931 A W 43-31
2/24/33 N W 38-24
1/20/34 H W 26-17
1/14/35 H W 30-20
3/2/35 N W 39-32
1/11/36 H W 45-29
2/10/36 A W 44-28
12/17/44 A W 56-44
12/15/45 N W 48-38
12/14/46 N W 47-34
12/13/47 A L 39-49
2/19/48 H W 57-48
12/11/48 A W 47-37
12/10/49 N W 82-61
12/9/50 N W 77-57
1/2/54 H W 86-64
3/4/54 N W 96-68
1/15/55 H W 109-89
2/22/55 A W 105-92
3/4/55 (OT) N W 90-77
2/9/56 H W 74-59
2/21/56 A W 92-58
2/19/57 A L 81-90
2/27/57 H W 81-66
1/30/58 H W 88-71
2/25/58 (3OT) A L 68-70
1/15/59 A L 67-86
2/20/59 H W 71-63
2/16/60 H W 78-66
2/22/60 A W 79-63
1/11/61 (OT) A W 92-90

RESULTS

MEDIA GUIDE

2016-17 DUKE MEN'S BASKETBALL

2/20/61	H	W	77-66
▲ 3/2/61	N	W	89-54
2/10/62	H	W	101-75
2/19/62	A	W	97-71
1/2/63	H	W	82-65
2/13/63	A	W	79-74
▲ 2/28/63	N	W	89-70
12/19/63	H	W	84-73
2/10/64	A	W	80-59
12/19/64	A	W	104-91
2/11/65	H	W	136-72
12/18/65	A	W	75-72
2/12/66	H	W	81-55
12/16/66	H	W	98-82
2/1/67	A	W	100-77
▲ 3/9/67	N	W	99-78
12/13/67	H	W	103-61
2/1/68	A	W	90-78
12/11/68	A	L	75-81
2/17/69	H	W	100-81
▲ 3/6/69	N	W	99-86
12/6/69	H	W	57-45
2/23/70	A	L	57-61
12/5/70	A	L	70-75
2/20/71	H	W	101-69
12/4/71	H	L	77-86
2/19/72	A	W	86-76
1/3/73 (OT)	A	L	74-80
2/13/73	H	W	90-66
▲ 3/8/73	N	L	55-59
12/8/73	A	L	82-104
2/13/74	H	W	88-78
1/18/75	A	L	56-60
2/1/75 (OT)	H	L	85-92
12/6/75	H	W	81-79
2/11/76	A	L	90-94
1/11/77 (OT)	A	W	82-74
2/9/77	H	W	65-49
1/25/78	A	L	73-74
2/8/78	H	W	100-75
1/24/79	A	W	84-66
2/6/79	H	W	64-63
1/23/80	H	L	84-90
2/6/80	A	L	69-73
12/12/80	H	L	79-91
1/31/81	A	L	47-68
12/9/81	A	L	83-92
1/30/82	H	L	65-77
12/8/82	H	L	91-104
2/5/83	A	L	84-105
▲ 3/11/83	N	L	66-109
1/7/84	A	W	78-72
2/4/84	H	W	67-64
12/8/84	H	W	78-65
1/5/85	A	W	63-58
12/7/85	H	W	72-64
2/6/86	A	W	77-65
▲ 3/8/86	N	W	75-70
1/3/87	A	W	70-63
2/4/87	H	W	75-61
1/9/88	A	W	77-59
2/17/88	H	W	73-54
▲ 3/11/88	N	W	60-48
1/7/89	A	W	84-76
2/8/89	H	W	85-66
▲ 3/11/89	N	W	69-58
1/6/90	H	W	76-68
2/8/90	A	L	69-72
1/5/91	A	L	64-81
2/7/91	H	W	86-74
1/2/92	A	W	68-62
2/26/92	H	W	76-67
1/17/93	H	L	69-77
2/18/93	A	L	55-58
1/15/94	A	W	66-58
2/16/94	H	W	84-54
▲ 3/12/94	N	L	61-66
1/14/95 (2OT)	H	L	88-91
2/15/95	A	L	58-64
1/13/96	A	L	66-77
2/14/96	H	W	79-69
1/18/97	H	W	78-59
2/11/97	A	W	62-61
12/6/97	H	W	103-59
1/24/98	A	W	72-65

▲ 3/5/98	N	W	63-41
1/10/99	H	W	115-69
2/11/99	A	W	100-54
▲ 3/4/99	N	W	104-67
1/5/00 (OT)	A	W	109-100
2/5/00	H	W	106-86
1/13/01	H	W	103-61
2/14/01	A	L	89-91
1/27/02	H	W	94-81
2/28/02	A	L	84-87
1/15/03	H	W	104-93
2/15/03	A	W	78-59
▲ 3/14/03	N	W	83-76
1/11/04	A	W	93-71
2/11/04	H	W	93-75
▲ 3/12/04	N	W	84-74
1/16/05	H	W	80-66
▲ 3/11/05	N	W	76-64
1/28/06	H	W	82-63
2/11/07 (OT)	A	L	66-68
1/13/08	H	W	87-65
3/5/08	A	W	86-70
2/11/09	H	W	79-54
2/28/10	A	W	67-49
▲ 3/12/10	N	W	57-46
1/15/11	H	W	76-60
2/16/11	A	W	56-41
1/12/12	H	W	61-58
2/28/13	A	L	68-73
1/13/14	H	W	69-65
▲ 3/16/14	N	L	63-72
1/31/15	A	W	69-63
2/13/16	H	W	63-62

At Cameron Indoor: Duke leads 52-8

At University Hall: Duke led 20-19

At John Paul Jones Arena: Duke leads 4-2

In ACC Tournament: Duke leads 15-4

Longest Duke win streak: 22 (2/20/59-2/11/83)

Longest UVa win streak: 9 (1/23/80-3/11/83)

Biggest Duke win: 115-69 (1/10/99)

Biggest Duke loss: 66-109 (3/11/83)

Duke under Mike Krzyzewski: 54-18

Virginia Commonwealth

Duke leads 2-1

■ 3/15/07	N	L	77-79
11/23/12	N	W	67-58
11/20/15	N	W	79-71

Virginia Military Inst.

Duke leads 18-9

1911	W	52-17	
1913	A	L	10-28
1915	L	15-33	
2/10/16	A	L	20-34
1917	W	31-29	
1917	W	42-24	
1918	L	26-51	
2/24/19	A	L	16-47
2/26/19	A	L	19-32
1921	A	L	19-32
1927	W	22-19	
2/5/32	A	W	41-26
2/19/32	H	W	45-25
1/28/33	H	W	41-20
1/18/34	H	W	41-20
2/6/34	A	W	45-32
3/1/34	N	W	35-14
2/1/35	H	L	27-32
2/9/35	A	W	28-27
2/11/37 (OT)	A	L	31-32
1/13/40	A	W	28-25
1/12/42	A	W	52-47
1/9/43	H	W	45-43
3/4/43	N	W	57-41
12/15/50	A	W	86-66
12/15/51	H	W	102-45
1/13/53	H	W	78-55

Virginia Tech

Duke leads 45-8

2/16/12	W	37-32	
1913	H	W	23-16
1915	L	19-29	
1921	A	L	19-29
1923	W	34-33	

1927	W	31-18	
2/7/28	A	W	34-31
1929	W	44-27	
2/4/33	A	L	31-35
2/7/34	A	W	45-15
1/26/35	H	W	32-25
2/7/35	A	W	27-19
1/30/36	H	W	40-20
1/17/39	H	W	47-35
2/24/42	H	W	67-50
1/23/43	H	W	78-70
3/1/46	N	W	44-38
2/6/47	H	W	52-40
1/24/48	H	W	52-45
1/11/49	A	L	46-56
1/22/49	H	W	65-52
3/1/51	N	W	64-61
1/6/54	H	W	82-45
2/13/54	A	W	107-53
12/1/64	N	W	98-63
12/1/65	N	W	112-79
12/2/66	N	L	71-85
12/1/67	N	W	74-66
11/30/68	N	W	87-76
12/1/69 (2OT)	N	W	66-63
12/15/70	H	W	104-75
1/5/72	N	W	83-73
1/19/76	N	W	79-72
1/2/78	N	W	86-79
1/30/05	H	W	100-65
2/17/05	A	L	65-67
12/4/05	H	W	77-75
1/26/06	A	W	80-67
1/6/07 (OT)	H	L	67-69
1/24/08	A	W	81-64
1/4/09	H	W	69-44
2/28/09	A	W	72-65
2/21/10	H	W	67-55
2/26/11	A	L	60-64
▲ 3/12/11	N	W	77-63
2/2/12	A	W	75-60
2/25/12 (OT)	H	W	70-65
▲ 3/9/12	N	W	60-56
2/21/13	A	W	88-56
3/5/13	H	W	85-57
2/25/14	H	W	66-48
2/25/15 (OT)	A	W	91-86
1/9/16	H	W	82-58

At Cameron Indoor: Duke leads 19-1

At Cassell Coliseum: Duke leads 6-2

In ACC Tournament: Duke leads 2-0

Longest Duke win streak: 10 (2/7/34-1/24/48)

Longest VT win streak: 2 (1915-21)

Biggest Duke win: 107-53 (2/13/54)

Biggest Duke loss: 71-85 (12/2/66)

Since Joining the ACC - 2004-05: Duke leads 16-3

Duke under Mike Krzyzewski: 16-3

Wagner

Duke trails 0-1

1/5/83	H	L	77-84
--------	---	---	-------

Wake Forest

Duke leads 167-78

3/2/06	H	L	10-24
3/16/06	A	L	5-15
1907	L	6-8	
1907	L	5-22	
1908	L	11-20	
1908	L	11-20	
1909	W	22-14	
1909	L	5-30	
1910	W	18-26	
1913	H	W	25-10
1913	A	W	16-15
2/12/14	A	L	23-31
1915	H	W	28-14
1915	W	28-27	
1915	L	12-23	
1916	H	L	26-28
2/25/16	A	L	28-40
1917	W	39-20	
1/24/19	H	W	41-20
1921	A	W	27-20
1/25/22	H	W	31-10
1/31/22	A	L	22-24

1923	L	18-30	
1923	W	37-27	
1/25/24	H	W	26-22
1924	W	26-24	
1/31/25	A	L	18-43
2/24/25	H	W	28-25
1926	L	24-27	
1926	L	18-33	
1927	L	14-41	
1927	L	27-36	
1928	W	45-17	
2/14/28	W	37-34	
1929	W	43-34	
1929	W	35-21	
1930	W	49-22	
1930	W	37-30	
1931	W	44-27	
1931	W	25-22	
1/8/32	H	W	23-16
2/11/32	H	W	32-25
1/10/33	H	W	33-24
1/17/33	A	W	34-16
1/6/34	H	W	38-29
2/10/34	A	W	37-21
1/7/35	H	W	47-30
2/18/35	A	W	37-21
1/10/36	H	W	37-19
2/18/36	A	W	42-27
1937	H	W	30-28
2/6/37	A	L	30-34
1/7/38	H	W	38-33
2/21/38	A	W	41-40
1/7/39	A	W	52-41
2/18/39	H	W	59-34
1/27/40	H	W	50-44
2/15/40	A	W	44-35
1/8/41	H	L	35-38
2/13/41 (OT)	A	W	42-41
1/24/42	H	W	60-39
2/19/42	A	W	58-51
3/6/42	N	W	54-45
1/26/43	H	W	63-41
2/15/43	H	W	59-40
1/13/45	H	W	60-35
2/3/45	N	W	75-39
1/12/46	A	W	43-38
2/5/46	H	W	32-29
3/2/46	N	W	49-30
1/15/47	H	W	65-32
2/25/47	A	W	57-37
2/10/48	H	W	47-45
2/24/48	A	W	49-48
1/27/49	A	L	50-52
2/19/49	H	W	61-51
12/30/49	N	W	54-52
1/28/50	H	W	65-55
2/21/50	A	L	54-72
1/27/51	H	L	56-65
2/19/51	A	W	69-64
12/28/51	N	W	79-74
12/26/52	H	W	90-69
2/21/52	A	W	87-62
1			

2/18/90	H	W	71-56
1/14/91	H	W	89-67
2/16/91	A	L	77-86
1/25/92	H	W	84-68
2/23/92	A	L	68-72
1/13/93	A	W	86-59
2/13/93	H	L	86-98
1/13/94	H	L	68-69
2/13/94	A	L	69-78
1/11/95	A	L	64-74
2/11/95	H	L	61-62
▲ 3/10/95	N	L	70-87
1/10/96	H	L	54-57
2/11/96	A	L	65-79
1/11/97	H	L	69-81
2/5/97	A	W	73-68
1/14/98	A	W	88-52
2/14/98	H	W	78-47
1/13/99	A	W	82-72
2/13/99	H	W	102-71
1/22/00	A	W	75-61
2/22/00	H	W	96-78
▲ 3/11/00	N	W	82-73
1/24/01	H	W	85-62
2/24/01	A	W	82-80
1/19/02	H	W	103-80
2/21/02	A	W	90-61
▲ 3/9/02	N	W	79-64
1/12/03	H	W	74-55
2/13/03 (2OT)	A	L	80-94
1/17/04	H	W	84-72
2/18/04	A	L	84-90
2/2/05	A	L	89-92
2/20/05	H	W	102-92
1/8/06	A	W	82-64
2/14/06	H	W	93-70
▲ 3/11/06	N	W	78-66
1/18/07	H	W	62-40
2/17/08	A	L	73-86
1/28/09	A	L	68-70
2/22/09	H	W	101-91
1/17/10	H	W	90-70
1/22/11	A	W	83-59
1/19/12	H	W	91-73
2/28/12	A	W	79-71
1/5/13	H	W	80-62
1/30/13	A	W	75-70
2/4/14	H	W	83-63
3/5/14	A	L	72-82
1/7/15	A	W	73-65
3/4/15	H	W	94-51
1/6/16	A	W	91-75
3/1/16	H	W	79-71

At Cameron Indoor: Duke leads 60-16
 At Lawrence Joel Coliseum: Duke leads 14-11
 In ACC Tournament: Duke leads 14-4
 Longest Duke win streak: 19 (1924-37)
 Longest WF win streak: 9 (2/13/93-1/11/97)
 Biggest Duke win: 113-71 (2/28/67)
 Biggest Duke loss: 53-88 (3/5/82)
 Duke under Mike Krzyzewski: 48-24

1930	H	L	29-33
1930		W	30-29
2/4/32	A	W	30-27
2/18/32	H	L	12-21
2/2/33	A	W	31-15
2/25/33	N	W	41-32
1/30/34	H	W	41-37
2/5/34	A	W	41-27
3/3/34	N	L	29-30
2/2/35	H	W	31-27
2/8/35	A	W	33-30
3/3/35	N	L	27-31
2/26/36	A	L	27-43
2/8/37	H	W	37-35
2/16/37	A	L	31-37
2/14/38	A	W	48-39
1/9/39	H	L	41-46
2/16/39	A	L	35-36
2/11/40	H	W	28-27
2/11/41	A	L	28-30
2/15/41	H	W	45-33
2/10/42	A	W	63-34
2/14/42	H	W	68-38
3/5/42	N	W	59-41
2/9/43	A	W	71-44
2/4/47	H	W	71-57
12/19/47	A	W	72-39
1/6/49	A	W	58-45
12/17/49 (OT)	A	W	81-67
12/16/50	A	W	97-69
2/14/51	H	W	94-68
12/9/52	A	W	91-80

West Virginia

Duke leads 18-7

1/13/51	H	W	77-73
12/22/51	A	L	74-95
3/7/52	N	W	90-88
2/3/53	H	W	91-86
12/19/53	A	W	67-64
12/27/54	N	W	92-79
2/5/55	H	W	115-75
12/15/56	N	L	82-83
12/27/56	N	W	73-67
1/27/58	H	W	72-68
12/12/58	A	L	63-101
12/10/60	N	W	66-64
12/18/61	A	W	69-65
1/26/63	H	W	111-71
12/7/63	N	W	86-81
2/6/65	H	W	109-89
2/7/66	A	L	90-94
2/4/67	N	W	91-75
2/12/69	A	L	88-90
2/7/70	N	W	82-70
1/31/76	H	W	86-77
1/29/77	A	L	65-70
■ 3/18/89	N	W	70-63
■ 3/22/08	N	L	67-73
■ 4/3/10	N	W	78-57

Western Carolina

Duke leads 3-0

12/30/93	H	W	87-67
12/20/95	H	W	107-67
12/30/96	H	W	104-54

Western Kentucky

Duke leads 4-0

12/30/68	N	W	73-72
12/26/73	N	W	75-69
12/27/75	N	W	111-90
11/25/78	A	W	78-53

Western Michigan

Duke leads 1-0

12/30/11	H	W	110-70
----------	---	---	--------

William & Mary

Duke leads 27-3

1/11/12		W	52-16
2/5/25	A	L	15-23
2/11/25	H	W	21-16
1/9/32 (OT)	H	W	28-20
2/28/41	N	W	57-42
2/24/44	N	W	68-25
2/23/45	N	W	59-22
2/3/47	H	W	69-45
2/5/48	A	W	45-36
3/3/50	N	W	60-50
1/15/51	A	L	57-74
2/6/51	H	W	61-54
3/2/51	N	W	71-69
2/7/52	H	W	68-62
2/19/53 (OT)	A	L	82-85
12/12/53	H	W	109-44
12/13/69	H	W	84-77
2/12/72	H	W	87-69
12/2/72	H	W	98-74
12/3/73	A	W	93-79
2/2/83	H	W	73-71
11/30/83	A	W	70-68
11/28/84	H	W	92-60
11/26/85	A	W	84-61
1/5/87	H	W	82-46
1/4/88	H	W	101-70
1/11/89	H	W	100-38
1/22/90	A	W	109-76
12/30/91	H	W	97-61
1/2/00	H	W	96-55

Winthrop

Duke leads 1-0

■ 3/14/02	N	W	84-37
-----------	---	---	-------

Wisconsin

Duke leads 3-1

11/27/07	H	W	82-58
12/2/09	A	L	69-73
12/3/14	A	W	80-70
4/6/15	N	W	68-63

Wofford

Duke leads 6-0

1913	A	W	47-12
1914	A	W	50-15
1931		W	43-24
1/4/35	H	W	40-33
1/6/36	H	W	36-28
12/31/14	H	W	84-55

Wyoming

Duke leads 2-0

12/29/55	N	W	71-54
12/29/60	N	W	86-59

Xavier

Duke leads 4-0

■ 3/14/87	N	W	65-60
12/4/93	H	W	82-60
■ 3/28/04	N	W	66-63
12/20/08	N	W	82-64

Yale

Duke leads 5-0

1/3/36	H	W	52-17
12/30/59	N	W	56-53
12/29/73	H	W	105-80
11/25/15	H	W	80-61
■ 3/19/16	N	W	71-64

Washington

Duke leads 5-1

12/4/76	H	W	83-81
■ 3/18/84	N	L	78-80
1/12/85	H	W	71-59
1/3/89	A	W	87-61
12/23/89	H	W	74-64
12/10/11	N	W	86-80

Washington College

Duke leads 1-0

11/29/77	H	W	110-66
----------	---	---	--------

Washington & Lee

Duke leads 25-16

1913	A	L	15-90
1915		L	22-31
2/9/16	A	L	19-33
1917		L	18-20
1918		W	24-16
2/25/19	A	L	17-38
1921		A	L
1927		L	20-31
2/8/28	A	W	53-41

Duke vs. ACC

	Atlantic Coast	W-L	Pct.	H	A	N	Cameron Indoor	Unknown Venue	Last 10	Streak	Under Coach K
Boston College	19-2	.905	8-0	8-1	3-1	8-0	-	10-0	W 10	18-2	
Clemson	107-31	.775	61-4	37-23	9-4	58-4	-	7-3	L 1	53-13	
Florida State	35-9	.795	19-2	15-6	1-1	19-2	-	7-3	W 4	33-8	
Georgia Tech	70-23	.753	34-5	27-15	9-3	34-5	-	9-1	W 9	55-18	
Louisville	7-5	.583	2-1	2-2	3-2	2-1	-	5-5	L 1	3-5	
Miami	17-6	.739	8-2	7-4	2-0	8-2	-	6-4	L 2	17-5	
North Carolina	108-134	.446	53-47	35-61	20-26	43-36	-	7-3	L 1	43-39	
NC State	146-99	.596	63-27	48-41	22-19	50-23	13-12	9-2	W 4	55-22	
Notre Dame	20-7	.741	7-1	4-4	9-2	7-1	-	5-5	L 3	13-6	
Pittsburgh	8-7	.533	3-3	4-3	1-1	3-2	-	5-5	L 1	2-2	
Syracuse	5-4	.556	2-1	1-1	2-2	2-1	-	5-4	L 1	4-3	
Virginia	118-50	.702	57-10	40-34	21-6	52-8	-	8-2	W 2	54-18	
Virginia Tech	45-8	.849	19-1	11-5	11-1	19-1	4-1	9-1	W 9	16-3	
Wake Forest	167-78	.682	74-18	47-39	33-9	60-16	13-12	9-1	W 4	48-24	
Totals	872-463	.653	410-122	286-239	146-77	365-102	30-25			414-168	

- Chart above reflects Duke's overall record vs. teams currently competing in the Atlantic Coast Conference (does not represent conference only games).
- The Blue Devils have posted an overall record of 601-301 (.667) in ACC regular season games only since the inception of the league in 1953-54.
- Duke posted a 31-10 record vs. South Carolina during its membership in the ACC from 1954-1971 and a 114-63 mark vs. Maryland during its membership (1954-2014)

Duke vs. Conferences

America East	W-L
Albany	2-0
Binghamton	1-0
Hartford	0-0
Maine	0-0
Mass. Lowell	0-0
Md.-Baltimore County	0-0
New Hampshire	1-0
Stony Brook	0-0
Vermont	3-0
Totals	7-0

American	W-L
Central Florida	0-0
Cincinnati	2-1
Connecticut	6-4
Houston	0-0
Memphis	1-0
East Carolina	21-0
SMU	3-1
South Florida	3-0
Temple	20-10
Tulane	2-1
Tulsa	3-0
Totals	61-17

Atlantic 10	W-L
Davidson	90-17
Dayton	5-1
Duquesne	5-1
Fordham	0-0
George Mason	3-0
George Washington	14-13
LaSalle	4-0
Massachusetts	1-0
Rhode Island	3-0
Richmond	8-2
Saint Louis	4-0
St. Bonaventure	0-1
St. Joseph's	10-0
VCU	2-1
Totals	149-36

Atlantic Sun	W-L
Florida Gulf Coast	1-0
Jacksonville	0-0
Kennesaw State	0-0
Lipscomb	0-0
NJIT	0-0
North Florida	0-0
Stetson	9-2
USC Upstate	0-0
Totals	10-2

Big 12	W-L
Baylor	1-0
Iowa State	1-0
Kansas	7-3
Kansas State	1-0
Oklahoma	4-0
Oklahoma State	1-1
TCU	0-0
Texas	4-0
Texas Tech	0-0
West Virginia	18-7
Totals	37-11

Big East	W-L
Butler	3-0
Creighton	1-0
DePaul	4-0
Georgetown	8-7
Marquette	6-2
Providence	1-1
Seton Hall	7-1
St. John's	16-6
Villanova	7-4
Xavier	4-0
Totals	57-21

Big Sky	W-L
Eastern Washington	0-0
Idaho	0-0
Idaho State	0-0
Montana	1-0
Montana State	0-0
North Dakota	0-0
Northern Arizona	0-0
Northern Colorado	0-0
Portland State	1-0
Sacramento State	0-0
Southern Utah	0-0
Weber State	0-0
Totals	2-0

Big South	W-L
Campbell	2-0
Charleston Southern	0-0
Coastal Carolina	1-0
Gardner-Webb	2-0
High Point	3-0
Liberty	1-0
Longwood	0-0
Presbyterian	3-0
Radford	2-0
UNC Asheville	2-0
Winthrop	1-0
Totals	17-0

Big Ten	W-L
Illinois	5-2
Indiana	5-3
Iowa	7-1
Maryland	114-63
Michigan	22-8
Michigan State	10-2
Minnesota	2-1
Nebraska	0-0
Northwestern	7-0
Ohio State	4-3
Penn State	8-1
Purdue	3-4
Rutgers	3-0
Wisconsin	3-1
Totals	193-89

Big West	W-L
Cal Poly	0-0
Cal State Fullerton	0-0
Cal State Northridge	0-0
Hawaii	1-0
Long Beach State	3-0
UC Davis	0-0
UC Irvine	0-0
UC Riverside	0-0
UC Santa Barbara	0-0
Totals	6-0

Colonial Ath. Assn.	W-L
College of Charleston	0-0
Delaware	2-0
Drexel	1-0
Elon	18-5
Hofstra	0-0
James Madison	0-0
Northeastern	4-0
Towson	0-0
UNC Wilmington	2-0
William & Mary	27-3
Totals	54-8

Conference USA	W-L
Charlotte	3-0
Florida Atlantic	1-0
Florida International	0-0
Louisiana Tech	0-0
Marshall	0-0
Middle Tennessee	0-0
North Texas	0-0
Old Dominion	2-0
Rice	1-0
Southern Mississippi	0-0
Texas San Antonio	0-0
UAB	3-0
UTEP	0-0
Western Kentucky	0-0
Totals	14-0

Horizon League	W-L
Cleveland State	0-0
Detroit	2-0
Illinois-Chicago	1-0
Northern Kentucky	0-0
Oakland	0-0
Valparaiso	3-0
Wisconsin-Green Bay	0-0
Wisconsin-Milwaukee	0-0
Wright State	0-0
Youngstown State	0-0
Totals	6-0

Ivy League	W-L
Brown	3-1
Columbia	2-1
Cornell	5-0
Dartmouth	0-0
Harvard	10-0
Pennsylvania	10-6
Princeton	18-1
Yale	5-0
Totals	52-9

Metro Atlantic	W-L
Canisius	4-1
Fairfield	4-0
Iona	0-0
Manhattan	0-0
Marist	0-0
Mommouth	2-0
Niagara	0-0
Quinnipiac	0-0
Rider	1-0
Siena	1-0
St. Peter's	0-2
Totals	12-3

Mid-American	W-L
Akron	0-0
Ball State	1-0
Bowling Green	0-0
Buffalo	1-0
Central Michigan	1-0
Eastern Michigan	1-1
Kent State	2-0
Miami (Ohio)	1-0
Northern Illinois	0-0
Ohio	1-0
Toledo	2-0
Western Michigan	1-0
Totals	11-1

Mid-Eastern Ath.	W-L
Bethune-Cookman	0-0
Coppin State	0-0
Delaware State	1-0
Florida A&M	1-0
Hampton	1-0
Howard	1-0
Md.-Eastern Shore	0-0
Morgan State	0-0
Norfolk State	0-0
North Carolina A&T	8-0
North Carolina Central	1-0
Savannah State	0-0
S.C. State	7-0
Totals	20-0

Missouri Valley	W-L
Bradley	2-1
Drake	1-0
Evansville	0-0
Illinois State	0-0
Indiana State	0-0
Loyola (Ill.)	1-1
Missouri State	1-0
Northern Iowa	0-0
Southern Illinois	3-1
Wichita State	0-0
Totals	8-3

Mountain West	W-L
Air Force	1-0
Boise State	0-0
Colorado State	2-0
Fresno State	1-0
Nevada	0-0
New Mexico	0-0
San Diego State	2-0
San Jose State	1-0
UNLV	1-2
Utah State	1-0
Wyoming	2-0
Totals	11-2

Northeast	W-L
Bryant	1-0
Central Conn. State	0-0
Farleigh Dickinson	0-0
LIU Brooklyn	0-1
Mount St. Mary's	0-0
Robert Morris	1-0
Sacred Heart	0-0
St. Francis (N.Y.)	0-0
St. Francis (Pa.)	0-0
Wagner	0-0
Totals	2-1

Ohio Valley	W-L
Austin Peay	0-0
Belmont	2-0
Eastern Illinois	0-0
Eastern Kentucky	1-0
Jacksonville State	0-0
Morehead State	0-0
Murray State	1-0
SIU-Edwardsville	0-0
Southeast Missouri State	0-0
Tennessee State	0-0
Tennessee Tech	0-0
Tennessee-Martin	1-0
Totals	5-0

Pacific 12	W-L
Arizona	4-5
Arizona State	1-0
California	1-2
Colorado	1-1
Oregon	1-1
Oregon State	2-0
Southern Cal	4-2
Stanford	1-2
UCLA	10-6
Utah	3-2
Washington	5-1
Washington State	0-0
Totals	33-22

Patriot League	W-L
American	0-0
Army	10-3
Boston University	6-0
Bucknell	3-0
Colgate	2-1
Holy Cross	2-0
Lafayette	1-0
Lehigh	4-1
Loyola (Md.)	2-0
Navy	29-13
Totals	59-18

Southeastern	W-L
Alabama	8-3
Arkansas	1-2
Auburn	3-0
Florida	12-4
Georgia	2-3
Kentucky	9-12
LSU	5-2
Mississippi	0-0
Mississippi State	1-2
Missouri	2-0
South Carolina	57-19
Tennessee	8-7
Texas A&M	1-0
Vanderbilt	10-5
Totals	119-58

Southern	W-L
Chattanooga	0-0
Citadel	9-0
E. Tennessee State	0-1
Furman	7-1
Mercer	3-2
Samford	0-0
UNC Greensboro	10-0
VMI	18-9
Western Carolina	3-0
Wofford	6-0
Totals	56-13

Southland	W-L
Abilene Christian	0-0
Central Arkansas	0-0
Houston Baptist	0-0
Incarinate Word	0-0
Lamar	2-0
McNeese State	0-0
New Orleans	1-0
Nicholls State	0-0
Northwestern State	0-0
Sam Houston State	0-0
Southeastern La.	0-0
Stephen F. Austin	0-0
Texas A&M-CC	0-0
Totals	3-0

Summit	W-L
Denver	0-0
IPFW	0-0
IUPUI	0-0
Nebraska-Omaha	0-0
North Dakota State	0-0
Oral Roberts	0-0
South Dakota	0-0
South Dakota State	0-0
Western Illinois	0-0
Totals	0-0

Sun Belt	W-L
Appalachian State	7-1
Arkansas-Little Rock	0-0
Arkansas State	0-0
Georgia Southern	3-0
Georgia State	1-0
Louisiana-Lafayette	1-0
Louisiana-Monroe	1-0
Texas Arlington	0-0
Texas State	0-0
South Alabama	0-0
Troy	0-0
Totals	13-1

SWAC	W-L
Alabama A&M	0-0
Alabama State	1-0
Alcorn State	0-0
Arkansas-Pine Bluff	1-0
Grambling State	0-0
Jackson State	0-0
Miss. Valley State	1-0
Prairie View A&M	0-0
Southern	1-0
Texas Southern	1-0
Totals	5-0

West Coast	W-L
Brigham Young	1-1
Gonzaga	3-0
Loyola Marymount	0-0
Pacific	2-0
Pepperdine	1-0
Portland	3-0
St. Mary's (Calif.)	0-0
San Diego	0-0
San Francisco	1-1
Santa Clara	2-0
Totals	13-2

Western Athletic	W-L
Cal State - Bakersfield	0-0
Chicago State	0-0
Grand Canyon	0-0
New Mexico State	1-0
Seattle	0-0
Texas Pan American	0-0
UMKC	0-0
Utah Valley	0-0
Totals	1-0

Duke Dominance

Duke has dominated college basketball for the last 19 seasons. Among Duke's incredible accomplishments from the 1997-98 through 2015-16 seasons were the 2001, 2010 & 2015 NCAA Championships, five Final Four appearances, five consecutive ACC regular season championships from 1998-2001, 10 ACC Tournament titles, including an unprecedented five consecutive ACC Tournament titles from 1999-2003, five years ranked number one in the final AP poll and a national-high 570 victories, an average of 30.0 per season. The following is a look at Duke compared with several prominent programs during that 19-year period.

Team	Overall Victories	20-Win Seasons	30-Win Seasons	Regular Season League Titles	League Tmt. Titles	NCAA Titles	Ntl. Players of the Year	Final AP No. 1 Ranking	Final Fours	Consensus First Team All-Americans	Academic All-Americans	Top 10 Final RPI	NBA Lotto Picks
<i>Duke</i>	<i>570</i>	<i>8</i>	<i>11</i>	<i>7</i>	<i>10</i>	<i>3</i>	<i>6¹</i>	<i>6²</i>	<i>5</i>	<i>11³</i>	<i>8</i>	<i>18</i>	<i>16</i>
Kansas	556	9	10	15	9	1	4	1	4	7	3	13	15
Gonzaga	520	17	2	16	14	--	1	--	--	3	3	4	3
Kentucky	520	13	5	11	9	2	1	3	5	4	1	12	15
North Carolina	498	12	7	8	4	2	2	2	6	6	5	11	10
Michigan State	491	13	3	6	5	1	2	--	7	3	3	6	2
Syracuse	487	14	4	4	2	1	--	--	3	2	1	3	7
Connecticut	482	9	7	7	6	4	1	--	5	5	--	6	12
Florida	475	15	3	6	4	2	--	1	4	--	4	6	6
Arizona	467	12	5	7	2	--	--	--	1	3	--	8	10
Wisconsin	463	13	4	4	3	--	1	--	3	2	--	3	2
Memphis	459	12	5	6	6	--	--	--	1	1	--	4	4
Ohio State	453	13	3	6	5	--	1	4	3	5	3	5	10
Louisville	450	9	5	3	5	1	--	2	3	1	2	4	2
Butler	447	14	2	9	6	--	--	--	2	--	10	1	1
Xavier	449	17	1	8	4	--	1	--	--	1	1	2	1
Cincinnati	434	14	1	6	3	--	1	--	--	2	--	3	3
Maryland	432	12	1	2	1	1	--	--	2	1	--	2	3
Pittsburgh	432	13	2	4	2	--	--	--	--	1	--	5	1
Texas	432	15	2	3	--	--	2	--	1	4	1	5	10
Oklahoma	427	13	2	1	3	--	2	--	2	2	1	4	4
Illinois	424	14	1	5	2	--	--	1	1	1	--	2	2
Stanford	424	9	3	4	1	--	--	1	1	2	4	3	3
UCLA	414	13	3	4	8	--	--	--	3	2	--	4	6
Tennessee	399	11	1	3	--	--	--	--	--	--	--	2	1
Notre Dame	405	12	1	1	1	--	--	--	--	3	4	3	1
Oklahoma State	405	13	1	1	2	--	--	--	1	--	--	2	2
Tulsa	393	11	1	3	2	--	--	--	--	--	1	--	2
Temple	394	12	--	7	5	--	--	--	--	--	--	1	--
Utah	388	10	1	6	3	--	1	--	1	2	2	1	4
West Virginia	378	9	1	--	1	--	--	--	1	--	6	1	3
Indiana	372	12	--	3	--	--	--	--	1	2	2	2	5
NC State	368	11	--	--	--	--	--	--	--	--	--	--	1
Michigan	359	10	1	1	1	--	1	--	1	1	1	1	4
Virginia	357	5	2	3	1	--	--	--	--	1	--	3	--
Florida State	342	8	--	--	1	--	--	--	--	--	--	--	1
Fresno State	338	9	--	2	2	--	--	--	--	--	--	--	3
Wake Forest	336	7	--	1	--	--	--	--	--	2	1	1	2
Boston College	321	9	--	2	1	--	--	--	--	--	--	2	--
Georgia Tech	313	5	--	--	--	--	--	--	1	--	1	1	4

¹ Duke's Elton Brand was the unanimous National Player of the Year in 1999. Shane Battier was the consensus National Player of the Year in 2001, but he shared the award with Blue Devil teammate Jason Williams (NABC). Duke was the first program in college history to have two National Player of the Year honorees from the same team in the same season. Williams was the consensus winner in 2002. J.J. Redick won or shared all of the major Player of the Year awards in 2006. Of a possible 90 National Player of the Year honors awarded by the Associated Press, U.S. Basketball Writers Association, Wooden Award, Naismith Award, Rupp Award and the National Association of Basketball Coaches the past 15 seasons, Duke players have collected 28 of them. Duke has had four Player of the Year winners in the past 12 seasons.

² Duke finished number one in the final AP poll in four consecutive seasons from 1999-2002, becoming the first college program in history to accomplish that feat. Since the 1997-98 season, Duke has been ranked No. 1 in the nation 72 weeks, 33 more than the next closest team. Duke has reached No. 1 in 11 of the past 19 seasons.

³ Duke's 11 consensus first team All-Americans from 1998-2016 are the most by any program in the nation. Elton Brand (1999), Chris Carrawell (2000), Shane Battier (2001), Jason Williams (2001, 2002), J.J. Redick (2005, 2006), Shelden Williams (2006), Nolan Smith (2011), Jabari Parker (2014) and Jahliil Okafor (2015) were the Blue Devils' first team All-America honorees during that time.

TV/RADIO CHART



0

JAYSON TATUM

F • FR-HS • 6-9 • 205
St. Louis, Mo.



1

HARRY GILES

F • FR-HS • 6-10 • 220
Winston-Salem, N.C.



2

CHASE JETER


F/C • SO-1L • 6-10 • 230
Las Vegas, Nev.



3

GRAYSON ALLEN

G • JR-2L • 6-5 • 202
Jacksonville, Fla.



5

LUKE KENNARD

G • SO-1L • 6-5 • 202
Franklin, Ohio



12

JAVIN DeLAURIER

F • FR-HS • 6-10 • 220
Shipman, Va.



13

MATT JONES

G • SR-3L • 6-5 • 204
DeSoto, Texas



15

FRANK JACKSON

G • FR-HS • 6-3 • 205
Alpine, Utah



20

MARQUES BOLDEN


C • FR-HS • 6-11 • 245
DeSoto, Texas



21

AMILE JEFFERSON

F • GR-4L • 6-9 • 224
Philadelphia, Pa.



30

ANTONIO VRANKOVIC

C • SO-1L • 7-0 • 261
Delray Beach, Fla.



34

SEAN OBI

F • JR-2L • 6-9 • 255
Kaduna, Nigeria



41

JACK WHITE

F • FR-HS • 6-5 • 215
Traralgon, Victoria, Australia



45

NICK PAGLIUCA

G • SR-3L • 6-3 • 195
Weston, Mass.



50

JUSTIN ROBINSON

F • R-FR-1L • 6-8 • 194
San Antonio, Texas



53

BRENNAN BESSER

G • SO-1L • 6-5 • 188
Chicago, Ill.



K

MIKE KRZYZEWSKI

Head Coach
37th season at Duke

2016 -17 SCHEDULE

SAT.	OCT. 22	COUNTDOWN TO CRAZINESS	ACCN EXTRA	7:00 P.M.
FRI.	OCT. 28	VIRGINIA STATE (EXHIBITION)	ACCN EXTRA	7:00 P.M.
FRI.	NOV. 4	AUGUSTANA (S.D.) (EXHIBITION)	ACCN EXTRA	8:00 P.M.

BASKETBALL HALL OF FAME TIP-OFF

FRI.	NOV. 11	MARIST	TBD	7:00 P.M.
SAT.	NOV. 12	GRAND CANYON	RSN	5:30 P.M.

State Farm Champions Classic

Tue.	Nov. 15	vs. Kansas &	ESPN	9:30 P.M.
------	---------	--------------	------	-----------

Basketball Hall of Fame Tip-Off

Sat.	Nov. 19	vs. Penn State ^	ACCN Extra	12:30 p.m.
Sun.	Nov. 20	vs. Cincinnati/Rhode Island ^	ESPN/ESPN2	1:00/3:30 p.m.

WED.	NOV. 23	WILLIAM & MARY	ESPNU	7:00 P.M.
SAT.	NOV. 26	APPALACHIAN STATE	RSN	12:00 P.M.

ACC / BIG TEN CHALLENGE

TUE.	NOV. 29	MICHIGAN STATE	ESPN	9:30 P.M.
------	---------	----------------	------	-----------

SAT.	DEC. 3	MAINE	ESPN2	5:30 P.M.
------	--------	-------	-------	-----------

Jimmy V Classic

Tue.	Dec. 6	vs. Florida &	ESPN	9:30 p.m.
------	--------	---------------	------	-----------

Sat.	Dec. 10	vs. UNLV %	ESPN	5:15 p.m.
------	---------	------------	------	-----------

MON.	DEC. 19	TENNESSEE STATE	ESPN2	7:00 P.M.
------	---------	-----------------	-------	-----------

Wed.	Dec. 21	vs. Elon +	ESPN2	6:00 p.m.
------	---------	------------	-------	-----------

Sat.	Dec. 31	at Virginia Tech *	ESPN2	12:00 p.m.
------	---------	--------------------	-------	------------

WED.	JAN. 4	GEORGIA TECH *	ESPN2	7:00 P.M.
------	--------	----------------	-------	-----------

SAT.	JAN. 7	BOSTON COLLEGE *	RSN	2:00 P.M.
------	--------	------------------	-----	-----------

Tue.	Jan. 10	at Florida State *	ACCN	8:00 p.m.
------	---------	--------------------	------	-----------

Sat.	Jan. 14	at Louisville *	ESPN/ESPN2	12:00 p.m.
------	---------	-----------------	------------	------------

SAT.	JAN. 21	MIAMI *	ESPN/ESPN2	TBD
------	---------	---------	------------	-----

MON.	JAN. 23	NC STATE *	ESPN	7:00 P.M.
------	---------	------------	------	-----------

Sat.	Jan. 28	at Wake Forest *	ACCN	3:00 p.m.
------	---------	------------------	------	-----------

Mon.	Jan. 30	at Notre Dame *	ESPN	7:00 p.m.
------	---------	-----------------	------	-----------

SAT.	FEB. 4	PITTSBURGH *	CBS	1:00 P.M.
------	--------	--------------	-----	-----------

THU.	FEB. 9	NORTH CAROLINA *	ESPN/ACCN	8:00 P.M.
------	--------	------------------	-----------	-----------

SAT.	FEB. 11	CLEMSON *	ACCN	1:00 P.M.
------	---------	-----------	------	-----------

Wed.	Feb. 15	at Virginia *	ESPN2	9:00 p.m.
------	---------	---------------	-------	-----------

SAT.	FEB. 18	WAKE FOREST *	ACCN	1:00 P.M.
------	---------	---------------	------	-----------

Wed.	Feb. 22	at Syracuse *	ESPN	7:00 p.m.
------	---------	---------------	------	-----------

Sat.	Feb. 25	at Miami *	CBS	4:00 p.m.
------	---------	------------	-----	-----------

TUE.	FEB. 28	FLORIDA STATE *	ESPN2	7:00 P.M.
------	---------	-----------------	-------	-----------

Sat.	March 4	at North Carolina *	ESPN	8:00 p.m.
------	---------	---------------------	------	-----------

ACC Tournament

Tue.-Sat.	Mar. 7-11	ACC Tournament #	ESPN/ESPN2/ESPNU/ACCN
-----------	-----------	------------------	-----------------------

& Madison Square Garden; ^ Mohegan Sun Arena; % T-Mobile Arena; + Greensboro Coliseum; # Barclays Center
 * Denotes ACC contest; Home games in **BOLD ALL CAPS**; RSN - Regional Sports Network; ACCN - ACC Network
 All Game times are Eastern Time Zone and subject to change

