




2018-19 MEN'S BASKETBALL

COACH
K

BY THE NUMBERS



- 1,100** Career coaching wins (most in NCAA history)
- 1,027** Wins at Duke (most in NCAA history at one school)
- 601** Weeks ranked in the AP poll (most by a coach in poll history)
- 515** Weeks ranked in the AP top 10 (most by a coach in poll history)
- 474** ACC wins (most in league history)
- 116** Weeks ranked AP No. 1 (most by a coach in poll history)
- 94** NCAA Tournament wins (most in NCAA history)
- 62** ACC Tournament wins (most in league history)
- 38** First-round NBA Draft picks (most by a coach in draft history)
- 34** NCAA Tournament bids (most by a coach in NCAA history)
- 32** All-America selections (total of 46 honors)
- 25** NBA Lottery picks (most in draft history)
- 14** ACC Tournament championships (most in league history)
- 12** Final Four appearances (tied for most in NCAA history)
- 10** National Players of the Year (most by a coach in NCAA history)
- 9** National Defensive Players of the Year (most by a coach in NCAA history)
- 6** Gold medals as head coach of the U.S. National Team
- 5** NCAA championships (second-most in NCAA history)



2018-19 PREVIEW

2018-19 Quick Facts	1
Media Information	2-3
2018-19 Roster	4

PLAYERS

Brennan Besser	6-7
Marques Bolden	8-9
Mike Buckmire	10-11
Javin DeLaurier	12-13
Jordan Goldwire	14-15
Alex O'Connell	16-17
Justin Robinson	18-19
Antonio Vrankovic	20-21
Jack White	22-23
Joey Baker	24
RJ Barrett	25
Tre Jones	26
Cam Reddish	27
Zion Williamson	28

COACHES AND STAFF

Mike Krzyzewski	30-41
Nate James	42
Jon Scheyer	43
Chris Carrawell	44
Nolan Smith	45
Basketball Support Staff	46-50
Legacy Fund	51-53
Kevin White	54-55
Senior Administration	56

2017-18 IN REVIEW

Results	58
Final Statistics	59
Highs/Lows	60
Box Scores	61-67
ACC Team Stats	67
ACC Individual Stats	68

TRADITION

The Duke Tradition	70
Individual Honors	71-74
NCAA Tournament Results	75-76
NCAA Tournament Breakdown	77
NCAA Tournament Records	78-79
1991 NCAA Champions	80
1992 NCAA Champions	81
2001 NCAA Champions	82
2010 NCAA Champions	83
2015 NCAA Champions	84
ACC Tournament Results	85-86
ACC Tournament Records	87-88
In-Season Tournament Results	89-90
In the Polls	91-97
Retired Jerseys	98-104
All-Time Jersey Numbers	105
Lettermen	106-107
Duke Athletics Hall of Fame	107
Duke in the NBA	108-110
International Basketball	111-112

RECORDS

Career Records	114-117
Season Records	118-120
Attendance Records	121
Game Records	122-123
Freshman Records	124-127
Team Season Records	128-129
Team Game Records	130-131
Cameron Indoor Records	132-135
Milestone Games	135
Krzyzewskiville	135
100-Point Games	136-137
Overtime Games	138
Opponent Records	139
Yearly Statistics	140-148
Annual Statistical Leaders	149-152
Coaching Records	153
All-Time Player Career Statistics	154-159
1,000-Point Scorers	160-162

RESULTS

Year-by-Year Record	164-165
All-Time Results	166-181
Duke vs. ACC	181
Series Records	182-190
Duke vs. Conferences	191
Duke Dominance	192

DUKE QUICK FACTS

Location	Durham, N.C.
Founded	1838 as Trinity College
Enrollment	6,485
Nickname	Blue Devils
Colors	Duke Blue & White
Conference	Atlantic Coast (ACC)
Arena	Cameron Indoor Stadium
Court	Coach K Court
Arena Capacity	9,314
President	Vincent Price (Santa Clara '79)
VP/Director of Athletics	Kevin White (St. Joseph's College '72)

BASKETBALL STAFF

Head Coach	Mike Krzyzewski (Army '69)
Overall Record	1,100-338 (43 years)
Duke Record	1,027-279 (38 years)
Associate Head Coach	Nate James (Duke '01)
Associate Head Coach	Jon Scheyer (Duke '10)
Assistant Coach	Chris Carrawell (Duke '00)
Director of Operations	Nolan Smith (Duke '11)
Creative Director	David Bradley (Duke '04)
Campus Relations Coordinator	Kenny King (Duke '00)
Strength Coach	Will Stephens (N.C. Central '87)
Director of IT	Kevin Cullen (Duke '07)
Athletic Trainer	Jose Fonseca (Penn State '97)
Executive Asst. to Mike Krzyzewski	Gerry Brown
Administrative Assistant	Laura Ann Howard
Basketball Office Phone	(919) 613-7500

TEAM INFORMATION

2017-18 Overall Record	29-8
2017-18 ACC Record	13-5 (2nd)
Final Regular Season Ranking (AP)	9
Lettermen Returning	9
	Brennan Besser, Marques Bolden, Mike Buckmire, Javin DeLaurier, Jordan Goldwire, Alex O'Connell, Justin Robinson, Antonio Vrankovic, Jack White
Lettermen Lost	5
	Grayson Allen, Marvin Bagley III, Wendell Carter Jr., Trevon Duval, Gary Trent Jr.
Starters Returning	0
	--
Starters Lost	5
	Grayson Allen, Marvin Bagley III, Wendell Carter Jr., Trevon Duval, Gary Trent Jr.
Newcomers	5
	Joey Baker, RJ Barrett, Tre Jones, Cam Reddish, Zion Williamson

PROGRAM HISTORY

First Year	1905-06
All-Time Record	2,144-881 (.709)
NCAA Championships	5 (last 2015)
ACC Championships	20 (last 2017)
NCAA Tournament Appearances	42 (last 2018)
NIT Appearances	4 (last 1981)

DUKE BASKETBALL MEDIA GUIDE CREDITS

The 2018-19 Duke Men's Basketball Media Guide is a publication of the Duke University Sports Information Department.

MANAGING EDITORS

Mike DeGeorge, Jon Jackson and Josh Foster

ASSOCIATE EDITOR

Jean Brooks and Sarah Fetters

CONTRIBUTORS

David Bradley, "Coach K's Little Blue Book" by Barry Jacobs, Mike Cragg, Rachel Curtis, J.D. Hamilton, Brian Morrison, John Roth, Logan Moon, Gideon Hyman, Sam Klein, Sullivan Bortner and Curtis Snyder

PHOTOGRAPHY

Duke Athletics, Duke Photography

PRINTING

Telepathic Graphics; Raleigh, N.C.

Media Information

MEDIA CREDENTIALS

- Media representatives should direct all requests to **Mike DeGeorge**, Director of Sports Information.
- Due to the limited number of seats available on press row, priority is given to daily newspapers, major magazines and electronic media in the geographic areas of the competing teams. Internet sites, other than the official sites of the two participating teams, requesting credentials should contact the Duke Sports Information Department regarding its policy.
- Duke reserves the right to refuse any credential request deemed not to be in the best interest of the University.

PHOTO CREDENTIALS

- Due to limited space on the baseline and the inability to create a double row for photographers, virtually no freelance photographers are allowed to shoot during the season.
- There are permanent strobe lights in Cameron Indoor Stadium, thus installation by any other media agency is very limited.

RADIO CREDENTIALS

- Passes for non-broadcasting radio stations will be allotted on a first-come, first-served basis and will be limited to stations with full-time sports directors.
- If a radio network is requesting a stringer to cover the game, the request needs to be made by the network, not the individual.
- Radio spotters and statisticians are available for a fee, but the Duke Sports Information Department must be notified at least 10 days in advance.
- Radio stringers who are requesting live, cell phone interviews following a game need to contact **Mike DeGeorge**. These requests will be handled if a player has completed interviews in the open locker room with the media in attendance. If a radio stringer attempts to access a player or a coach directly, he or she may be asked to leave the locker room area.

PARKING

- Media parking at Cameron Indoor Stadium is available on a limited basis. Requests for parking should be made well in advance of game day.
- The media parking area is in the Science Drive Garage at the corner of Cameron Boulevard and Science Drive, which is a short walk to Cameron Indoor Stadium.

MEDIA WILL CALL/MEDIA ENTRANCE

- Media entrances are located on the north side (Krzyszewskiville/Morton Plaza) and south side (Tribull Plaza) of Cameron Indoor Stadium. All media should enter the building at the media entrances.
- Media will call is located at the Duke Athletic Ticket Office on the north side of the Scott Family Athletics Performance Center and opens two hours prior to the scheduled tip-off time.

LOCKER ROOM POLICY

- The Duke locker room operates under an equal access policy designed for easy coverage of the basketball program.
- For both home and road games, the Duke locker room will be open to working media after a "cooling off" period. At least one full-time staff member of the Duke Sports Information Department will be present at all times to help with any requests.
- Mike Krzyzewski will address the media following each game at a specified location. At home, the postgame press conference will take place in the Bill Brill Media Room located in the northeast corner of Cameron Indoor Stadium.
- Still photography is not permitted in the Duke locker room unless approved in advance.

INTERVIEW PROCEDURES

- Student-Athletes - All interviews with Duke basketball student-athletes must be arranged through the Sports Information Office. Please contact **Mike DeGeorge** for Duke player requests, preferably via email at mvd8@duke.edu.
- Interview requests must be made at least one day in advance.
- There will be no interviews on the day of a game. There are no exceptions to this rule for any purpose, including national television broadcasts.
- Coaches - All interviews with Duke head coach **Mike Krzyzewski** can be arranged through **Jon Jackson**, preferably via email at jon.jackson@duke.edu. However, it is strongly recommended that media utilize the Atlantic Coast Conference's weekly teleconference.
- Requests for interviews with assistant coaches or basketball staff also should be arranged through **Mike DeGeorge**.

PRACTICE COVERAGE

- Most Duke practices are closed to all outside parties. Media members can contact **Mike DeGeorge** about attending a specific practice session.

LIVE VIDEO STREAMING APPLICATIONS

- The use of live video streaming applications is not permitted at Duke basketball media functions, including press conferences, student-athlete media availability and open locker room sessions.
- During live game action, use of such applications are in violation of the ACC multimedia guidelines and is thus strictly prohibited.
- Please contact **Mike DeGeorge** with questions regarding this policy.

MEDIA RELEASES/GAME NOTES

- General Duke basketball releases, as well as game notes, will be emailed to a media distribution list and posted to GoDuke.com, the official website for Duke Athletics.
- To join the distribution list, send an email to **Mike DeGeorge** at mvd8@duke.edu.
- Game notes will be available at least one day prior to each game.

RADIO INFORMATION

- The radio broadcast booths are located on the east side of the stadium in the newly-constructed crowd's nest.
- Access to the positions is through Section 6 off the upper concourse.
- Hard-wired internet, one phone line, and a dry pair to the press interview area are accessible to the visiting radio network as designated by that school's sports information office.
- Verification of your network or the need for additional lines must be ordered directly from Assistant Director of Game Operations **Mikaela Ryan** at (919) 684-4661.
- Space is guaranteed for only one broadcast crew from a visiting school. Student stations will generally not be permitted to broadcast due to space limitations. Requests for additional broadcast crews need to be made through the visiting SID office.

TELEPHONES

- Courtesy telephones are available only for media use in the Bill Brill Media Room located in the northeast corner of Cameron Indoor Stadium during all Duke home basketball games.
- There are also both ethernet and wireless connections available for writers and photographers at each home game.
- Courtside phones are available on an extremely limited basis due to line restrictions and safety. Please contact **Mike DeGeorge** prior to ordering any phone lines.
- The main press row phone number at Cameron Indoor Stadium is (919) 684-6186.

NBA SCOUTS

- NBA scouts may request tickets to Duke home basketball games. Requests for tickets should be made in advance via email on team letterhead and directed to **Elinor Hurt** in the Duke Athletic Ticket Office. Her email is elinor.hurt@duke.edu.
- Scouts will be charged for the tickets. Since seating is very limited in Cameron Indoor Stadium, these requests are handled on a first-come, first-served basis.
- Tickets will be left at media will call on the north side of Cameron Indoor Stadium unless the team and the Duke Sports Information Office make other arrangements.

Media Information

GODUKE.COM

- Duke fans and media can access unparalleled coverage of Duke men's basketball team, as well as Duke's other varsity sports, online at GoDuke.com, the official website of Duke Athletics.
- Powered by NeuLion, Duke fans also get access to the latest video features, media notes, player biographies and breaking news related to the men's basketball team.
- A subscription to Blue Devil Network Plus includes full game replays and condensed games, access to the Blue Devil IMG Sports Network's live broadcast of games, live press conference coverage, postgame locker room access, video features and more.
- GoDuke.com content is also available through mobile apps built for the iPhone, iPad and android devices, and OTT apps available on Apple TV and Roku.
- The website also features an auction site where fans can bid on Duke basketball tickets and memorabilia, and a DVD Store outfitted with hundreds of Duke games.
- One of the first ".com" websites for college athletics in the country, GoDuke.com continues to seek out and implement the newest available technology in the web and mobile spaces.

#DUKEMBBSTATS

- The most extensive collegiate statistical database in the country, the Duke Basketball Database includes biographical information on every Duke player and the result of every game in Duke history, dating back to 1905-06.
- #DukeMBBStats runs on the state of the art HANA platform from SAP, with development and hosting by LSI Consulting. The database includes every box score since the late 1930s, season and career stats for every player and year, team results, shot charts, player and team comparisons, unique #DukeMBBStats insights, and more.
- The Duke Basketball Database can be found at GoDuke.com/dukembbstats, and fans can follow @DukeMBBStats on Twitter.

GODUKE THE MAGAZINE

- GoDuke The Magazine provides Blue Devil fans with features, columns and in-depth coverage of Duke Athletics.
- It is published monthly, 12 times per year, by Blue Devil IMG Sports Marketing and is distributed electronically, online and in print.

ACC COACHES TELECONFERENCE

- The ACC head basketball coaches will be featured on eight teleconferences during the 2018-19 season. The season's first teleconference will take place on Monday, January 7, and continue through Monday, March 4.
- Each coach will have 10 minutes to make an opening statement and answer questions. There will be an instant replay of each teleconference on the conference's website, theACC.com, each Monday afternoon.
- Coaches who have a Monday night game will not take part in that day's teleconference. The ACC office will distribute each week's order of coaches prior to each teleconference.
- Because this service is for the media only, the phone number can only be provided by the Duke Sports Information Department or the ACC office. Please contact **Mike DeGeorge** via email (mvd8@duke.edu) at Duke, or **Brian Morrison** (bmorrison@theacc.org) at the ACC for access to the call.

INSIDE BASKETBALL WITH DUKE'S COACH K

- The popular weekly television show, "Inside Basketball with Duke's Coach K," is back for another successful season.
- The 30-minute program features **Mike Krzyzewski** and his expert analysis of the ACC and national basketball issues. Presented in magazine format, the show also includes informative player features and behind-the-scenes access to the Duke program.
- A production of Blue Devil IMG Sports Marketing, the show airs locally on ABC-11 WTVD on Sundays at noon; Saturday at 9:30 a.m. across the Southeast on Fox Sports South; and midweek on MASN.

BASKETBALL AND BEYOND WITH COACH K

- **Mike Krzyzewski** hosts his own SiriusXM Satellite Radio program. Now in its 14th season, "Basketball and Beyond with Coach K" offers a mix of topical issues, interviews with special guests and Krzyzewski's personal perspective on principles for life on and off the court.
- Coach K and his co-host, sportscaster Dave Sims (voice of the Seattle Mariners), can be heard on the hour-long program each week during basketball season.
- The show debuts Thursdays at 6 p.m. ET on ESPNU Radio on SiriusXM (channel 84) or on the SiriusXM app.
- Episodes are also available to subscribers through SiriusXM On Demand.

DUKE BASKETBALL RADIO SHOW

- The Duke Basketball Radio Show returns for its ninth year of being hosted by the Washington Duke Inn & Golf Club.
- The show begins in December and airs live locally on 620 The Ticket and on The Buzz 99.3 & 93.5 FM, along with stations throughout the state. Fans can also tune in via GoDuke.com and on the TuneIn mobile app.
- Check GoDuke.com for day and time changes dictated by Duke's game schedule.
- Fans are invited to join members of Duke's coaching staff and co-host John Roth on location in the Bull Durham Bar at the Washington Duke Inn.
- The show is a production of the Blue Devil IMG Sports Network.

BLUE DEVIL IMG SPORTS NETWORK

- A state-wide radio audience follows all the action of Duke men's basketball on the Blue Devil IMG Sports Network. The network provides in-depth pregame coverage, live play-by-play of all the action and postgame interviews straight from the locker room via satellite each game.
- Each game broadcast begins with the one-hour Tipoff Show and concludes with the Locker Room Report, featuring Coach K and a Duke player.
- **David Shumate**, in his second season as the voice of the Blue Devils, calls all the action for Duke fans each game. **John Roth** handles color commentary, while **John Rose** serves as on-site network engineer.

NETWORK DIRECTORY

Address	Blue Devil IMG Sports Network 3100 Tower Blvd., Suite 404 Durham, N.C. 27707
Phone	919-286-1498
Website	imgcollege.com
Twitter	@DukeRadio
General Manager	Patrick Streko
Associate General Manager	Brian French
Senior National Associate	Johnny Moore
Account Executive	Pete Xander
Account Executive	Taylor Trimble
Partner Services Coordinator	Macey Hulvey
Partner Services Coordinator	Matt Maginnis
Play-By-Play (FB & MBKB)	David Shumate
Analyst (MBKB)	John Roth
Pregame Host (FB & MBKB)	John Roth
Engineer (FB & MBKB)	John Rose

NETWORK AFFILIATES

Durham	620 AM (WDNC)
Durham	96.5 FM (WDNC)
Aberdeen	990 AM (WEEB)
Aberdeen	97.3 FM (WEEB)
Albemarle	1580 AM (WZKY)
Asheboro	98.3 FM (WIST)
Burlington	1150 AM (WBAG)
Charlotte	104.3 FM (WHVN)
Charlotte	1240 AM (WHVN)
Cherryville	1590 AM (WCSL)
Concord	1240 AM (WHVN)
Elizabeth City	103.7 FM (WTIB)
Fayetteville	104.5 FM (WCCG)
Gastonia	1240 AM (WHVN)
Greensboro	98.3 FM (WIST)
Greenville	103.7 FM (WTIB)
High Point	98.3 FM (WIST)
Kannapolis	1240 AM (WHVN)
Kannapolis	104.3 FM (WHVN)
Kernersville	98.3 FM (WIST)
Kinston	103.7 FM (WTIB)
Lexington	98.3 FM (WIST)
Lincolnton	1050 AM (WLON)
Lumberton	104.5 FM (WCCG)
Monroe	1240 AM (WHVN)
Monroe	104.3 FM (WHVN)
New Bern	103.7 FM (WTIB)
Raleigh	620 AM (WDNC)
Raleigh	99.3 FM (WDNC)
Rocky Mount	103.7 FM (WTIB)
Roxboro	96.7 FM (WKRX)
Shelby	1390 AM (WOHS)
Shelby	101. FM (WOHS)
Southern Pines	990 AM (WEEB)
Southern Pines	97.3 FM (WEEB)
Thomasville	98.3 FM (WIST)
Wilmington	980 AM (WAAV)
Wilson	103.7 FM (WTIB)
Winston-Salem	98.3 FM (WIST)

Home games also can be heard on Sirius/XM Radio

2018-19 Roster

NO	NAME	POS	HT	WT	CL-EXP	HOMETOWN (HIGH SCHOOL)
1	Zion Williamson	F	6-7	285	Fr.-HS	Spartanburg, S.C. (Spartanburg Day School)
2	Cam Reddish	F	6-8	218	Fr.-HS	Norristown, Pa. (Westtown School)
3	Tre Jones	G	6-2	183	Fr.-HS	Apple Valley, Minn. (Apple Valley)
5	RJ Barrett	F	6-7	202	Fr.-HS	Mississauga, Ontario, Canada (Montverde Academy [Fla.])
12	Javin DeLaurier	F	6-10	234	Jr.-2L	Shipman, Va. (Saint Anne's-Belfield)
13	Joey Baker	F	6-7	200	Fr.-HS	Fayetteville, N.C. (Trinity Christian School)
14	Jordan Goldwire	G	6-2	181	So.-1L	Norcross, Ga. (Norcross)
15	Alex O'Connell	G	6-6	183	So.-1L	Roswell, Ga. (Milton)
20	Marques Bolden	C	6-11	250	Jr.-2L	DeSoto, Texas (DeSoto)
30	Antonio Vrankovic	C	7-0	269	Sr.-3L	Zagreb, Croatia (Pine Crest School [Fla.])
41	Jack White	F	6-7	222	Jr.-2L	Traralgon, Victoria, Australia (Australian Institute of Sport)
50	Justin Robinson	F	6-10	202	Jr.-2L	San Antonio, Texas (San Antonio Christian Academy)
51	Mike Buckmire	G	6-2	173	So.-1L	Blue Bell, Pa. (Germantown Friends School)
53	Brennan Besser	G	6-5	190	Sr.-3L	Chicago, Ill. (Latin School)

Head Coach: Mike Krzyzewski (Army '69)

Associate Head Coach: Nate James (Duke '01)

Associate Head Coach: Jon Scheyer (Duke '10)

Assistant Coach: Chris Carrawell (Duke '00)

Director of Basketball Operations: Nolan Smith (Duke '11)

PRONUNCIATION GUIDE

ZION Williamson _____ ZYE-on

MARQUES Bolden _____ Mar-KWEESE

JAVIN DeLAURIER _____ Duh-laury-aye

MIKE KRZYZEWSKI _____ Sha-shef-skee

ANTONIO VRANKOVIC _____ Vran-koe-vitch



2018-19 Duke University Blue Devils

Front Row (L-R) - Brennan Besser, Joey Baker, Alex O'Connell, Tre Jones, Jack White, Jordan Goldwire, Mike Buckmire.

Back Row (L-R) - Director of Basketball Operations Nolan Smith, Assistant Coach Chris Carrawell, Associate Head Coach Jon Scheyer, Zion Williamson, Cam Reddish, Javin DeLaurier, Marques Bolden, Antonio Vrankovic, Justin Robinson, RJ Barrett, Associate Head Coach Nate James, Head Coach Mike Krzyzewski.

PLAYER BIOS

Brennan Besser	6-7
Marques Bolden	8-9
Mike Buckmire	10-11
Javin DeLaurier	12-13
Jordan Goldwire	14-15
Alex O'Connell	16-17
Justin Robinson	18-19
Antonio Vrankovic	20-21
Jack White	22-23
Joey Baker	24
RJ Barrett	25
Tre Jones	26
Cam Reddish	27
Zion Williamson	28



53 Brennan Besser

G | 6-5 | 190 | SR-3L
CHICAGO, ILL. (LATIN SCHOOL)

CAREER

- Did not see game action in the 2017-18 season, and could apply for an additional year of eligibility following graduation
- Has played in two career games
- A high-motor guard who competes hard in practice on a daily basis
- Regularly one of the last Duke players off the practice floor after helping facilitate additional workouts for his teammates
- One of the most well-liked and respected players in the Duke locker room

DUKE CANADA TOUR

- Came off the bench in the final two games of the Duke Canada Tour, averaging 3.0 points and one rebound per contest
- Recorded a three-point basket in each game, closing out the tour 2-of-3 from deep

2017-18

- Did not see action

2016-17

- Played two minutes in the season-opening win over Marist (11/11)

2015-16

- Saw one minute of action against Elon (12/28)

HIGH SCHOOL

- A three-year letterwinner at Latin School
- Averaged 14.6 points and 7.1 rebounds as a senior

PERSONAL

- Born Brennan Jacob Besser on April 22, 1997, in Chicago
- Founded the Walk On America campaign, and as part of that, rode a bike from Seattle to New York City in the summer of 2018 to raise funds for the intellectual and developmental disabilities (IDD) community
- Son of Charles and Rebecca Besser
- Father played golf at Marquette
- Has four older sisters: Lauren, Rachel, Elena and Jacqueline



CAREER STATISTICS

SEASON	GP-GS	MP	FG-FGA	PCT.	3PT-A	PCT.	FT-FTA	PCT.	REB.	AVG.	PF-DQ	AS	TO	BS	ST	TP	AVG.
2015-16	1-0	1	0-1	.000	0-1	.000	0-0	.000	0	0.0	0-0	0	0	0	0	0	0.0
2016-17	1-0	2	0-1	.000	0-1	.000	0-0	.000	0	0.0	0-0	0	0	0	0	0	0.0
2017-18	0-0	0	0-0	.000	0-0	.000	0-0	.000	0	0.0	0-0	0	0	0	0	0	0.0
Total	2-0	3	0-2	.000	0-2	.000	0-0	.000	0	0.0	0-0	0	0	0	0	0	0.0

CAREER ACC REGULAR SEASON STATISTICS

SEASON	GP-GS	MP	FG-FGA	PCT.	3PT-A	PCT.	FT-FTA	PCT.	REB.	AVG.	PF-DQ	AS	TO	BS	ST	TP	AVG.
2015-16	0-0	0	0-0	.000	0-0	.000	0-0	.000	0	0.0	0-0	0	0	0	0	0	0.0
2016-17	0-0	0	0-0	.000	0-0	.000	0-0	.000	0	0.0	0-0	0	0	0	0	0	0.0
2017-18	0-0	0	0-0	.000	0-0	.000	0-0	.000	0	0.0	0-0	0	0	0	0	0	0.0
Total	0-0	0	0-0	.000	0-0	.000	0-0	.000	0	0.0	0-0	0	0	0	0	0	0.0

CAREER NCAA TOURNAMENT STATISTICS

SEASON	GP-GS	MP	FG-FGA	PCT.	3PT-A	PCT.	FT-FTA	PCT.	REB.	AVG.	PF-DQ	AS	TO	BS	ST	TP	AVG.
2015-16	0-0	0	0-0	.000	0-0	.000	0-0	.000	0	0.0	0-0	0	0	0	0	0	0.0
2016-17	0-0	0	0-0	.000	0-0	.000	0-0	.000	0	0.0	0-0	0	0	0	0	0	0.0
2017-18	0-0	0	0-0	.000	0-0	.000	0-0	.000	0	0.0	0-0	0	0	0	0	0	0.0
Total	0-0	0	0-0	.000	0-0	.000	0-0	.000	0	0.0	0-0	0	0	0	0	0	0.0

CAREER ACC TOURNAMENT STATISTICS

SEASON	GP-GS	MP	FG-FGA	PCT.	3PT-A	PCT.	FT-FTA	PCT.	REB.	AVG.	PF-DQ	AS	TO	BS	ST	TP	AVG.
2015-16	0-0	0	0-0	.000	0-0	.000	0-0	.000	0	0.0	0-0	0	0	0	0	0	0.0
2016-17	0-0	0	0-0	.000	0-0	.000	0-0	.000	0	0.0	0-0	0	0	0	0	0	0.0
2017-18	0-0	0	0-0	.000	0-0	.000	0-0	.000	0	0.0	0-0	0	0	0	0	0	0.0
Total	0-0	0	0-0	.000	0-0	.000	0-0	.000	0	0.0	0-0	0	0	0	0	0	0.0

CAREER HIGHS

Points	_____
Rebounds	_____
Assists	_____
Blocks	_____
Steals	_____
FG Made	_____
FT Made	_____
Minutes	2 vs. Marist 11/11/16

PRODUCTION

	17-18	CAREER
Double-figure points	0	0
20-pt games	0	0
3+ 3pt FG	0	0
5+ assists	0	0
Dunks	0	0
Three-point plays	0	0
Four-point plays	0	0

MEDIA GUIDE

2018-19 DUKE MEN'S BASKETBALL

2015-16

OPPONENT	FG	3FG	FT	O-D-T	PF	PTS	A	TO	BLK	STL	MIN
Siena	dnp										
Bryant	dnp										
[2] vs. Kentucky	dnp										
vs. VCU	dnp										
vs. Georgetown	dnp										
Yale	dnp										
Utah State	dnp										
Indiana	dnp										
Buffalo	dnp										
Georgia Southern	dnp										
vs. Utah	dnp										
Elon	0-1	0-1	0-0	0-0-0	0	0	0	0	0	0	1
Long Beach State	dnp										
at Boston College	dnp										
at Wake Forest	dnp										
Virginia Tech	dnp										
at Clemson	dnp										
Notre Dame	dnp										
Syracuse	dnp										
at NC State	dnp										
[15] at Miami	dnp										
at Georgia Tech	dnp										
NC State	dnp										
[13] Louisville	dnp										
[7] Virginia	dnp										
[5] at North Carolina	dnp										
[18] at Louisville	dnp										
Florida State	dnp										
at Pittsburgh	dnp										
Wake Forest	dnp										
[8] North Carolina	dnp										
*vs. NC State	dnp										
*vs. Notre Dame	dnp										
+vs. UNC Wilmington	dnp										
+vs. Yale	dnp										
+vs. [5] Oregon	dnp										
^ - Game started											
[] - AP ranking											
* - ACC Tournament											
+ - NCAA Tournament											

2016-17

OPPONENT	FG	3FG	FT	O-D-T	PF	PTS	A	TO	BLK	STL	MIN
Marist	0-1	0-1	0-0	0-0-0	1	0	0	0	0	0	2
Grand Canyon	dnp										
[7] vs. Kansas	dnp										
vs. Penn State	dnp										
[21] vs. Rhode Island	dnp										
William & Mary	dnp										
Appalachian State	dnp										
Michigan State	dnp										
Maine	dnp										
[21] vs. Florida	dnp										
vs. UNLV	dnp										
Tennessee State	dnp										
vs. Elon	dnp										
at Virginia Tech	dnp										
Georgia Tech	dnp										
Boston College	dnp										
[9] at Florida State	dnp										
[14] at Louisville	dnp										
Miami	dnp										
NC State	dnp										
at Wake Forest	dnp										
[20] at Notre Dame	dnp										
Pittsburgh	dnp										
[8] North Carolina	dnp										
Clemson	dnp										
[14] at Virginia	dnp										
Wake Forest	dnp										
at Syracuse	dnp										
at Miami	dnp										
[15] Florida State	dnp										
[5] at North Carolina	dnp										
*vs. 1Clemson	dnp										
*vs. [10] Louisville	dnp										
*vs. [6] North Carolina	dnp										
*vs. [22] Notre Dame	dnp										
+vs. Troy	dnp										
+vs. South Carolina	dnp										
^ - Game started											
[] - AP ranking											
* - ACC Tournament											
+ - NCAA Tournament											

2017-18

OPPONENT	FG	3FG	FT	O-D-T	PF	PTS	A	TO	BLK	STL	MIN
Elon	dnp										
Utah Valley	dnp										
vs [2] Michigan State	dnp										
Southern	dnp										
Furman	dnp										
vs Portland State	dnp										
vs Texas	dnp										
vs [7] Florida	dnp										
at Indiana	dnp										
South Dakota	dnp										
Saint Francis (Pa.)	dnp										
at Boston College	dnp										
Evansville	dnp										
[24] Florida State	dnp										
at NC State	dnp										
at Pittsburgh	dnp										
Wake Forest	dnp										
[25] at Miami	dnp										
Pittsburgh	dnp										
at Wake Forest	dnp										
[2] Virginia	dnp										
Notre Dame	dnp										
at St. John's	dnp										
[21] at North Carolina	dnp										
at Georgia Tech	dnp										
Virginia Tech	dnp										
[11] at Clemson	dnp										
Louisville	dnp										
Syracuse	dnp										
at Virginia Tech	dnp										
[9] North Carolina	dnp										
*vs Notre Dame	dnp										
*vs [12] North Carolina	dnp										
+vs Iona	dnp										
+vs Rhode Island	dnp										
+vs Syracuse	dnp										
+ [4] vs Kansas	dnp										
^ - Game started											
[] - AP ranking											
* - ACC Tournament											
+ - NCAA Tournament											





20

Marques Bolden

C | 6-11 | 250 | JR-2L
DeSOTO, TEXAS (DeSOTO)

CAREER

- Has seen action in 53 games after battling injuries as a freshman and sophomore
- A center with a unique combination of size, speed and athleticism
- Finished his sophomore campaign on a high note after missing time midseason with a knee injury
- First name is pronounced Mar-KWEESE

DUKE CANADA TOUR

- Started the first two games of the Duke Canada Tour before coming off the bench in the final contest
- Totaled nine rebounds across the three exhibition games, while adding two blocks and a pair of steals

2017-18

- A preseason selection for the Kareem Abdul-Jabbar Award watch list
- Played in 29 games with two starts, averaging 3.9 points and 3.6 rebounds in 12.9 minutes per appearance
- Missed the season opener versus Elon with an illness, but made his debut the next night and scored two points with one rebound, two blocks and a steal versus Utah Valley (11/11)
- Pulled down a career-high 10 rebounds and added eight points against Portland State (11/23)
- Gave Duke 12 solid minutes in the PK80 championship game win over Florida (11/26) with two points, three rebounds and two assists
- Collected his first career double-double with a career-high 17 points and 10 boards in just 15 minutes of action versus St. Francis (12/5)
- Was a career-best 7-of-11 from the field in the St. Francis game
- Sustained a knee injury in practice leading up to the NC State game (1/6) and missed seven consecutive games
- Returned to action against Notre Dame (1/29) and played 12 minutes with three rebounds
- Came off the bench for 10 strong minutes at St. John's (2/3), scoring four points, grabbing six rebounds and swatting two shots
- Was 4-of-4 from the field at North Carolina (3/8)
- Scored eight points with six rebounds in a career-high 25 minutes at Georgia Tech (3/11)
- In just 12 minutes against Syracuse (2/24), scored seven points and pulled down six rebounds
- Against Notre Dame in the ACC quarterfinal (3/8), played 19 minutes and was 4-of-5 from the field with eight points and seven rebounds
- Shot .737 (28-of-38) from the field over Duke's final 16 games of the season after returning from his knee injury

2016-17

- A preseason selection for the Kareem Abdul-Jabbar Award watch list
- Played in 24 games with one start, averaging 1.5 points and 1.1 rebounds in 6.5 minutes per appearance
- Part of Duke's first sub group on seven occasions
- Missed the first eight games of the season due to injury and was sidelined by illness during the NCAA Tournament
- Made his regular-season debut with seven points and five rebounds in the home win over Maine (12/3)
- Scored six points in 13 minutes in Duke's win over UNLV in Las Vegas (12/10)
- Played a season-high 23 minutes, scored a season-high eight points and had four boards in the Blue Devils' comeback win over Miami at Cameron Indoor Stadium (1/21)
- Netted six points in the home win over Wake Forest (2/18)
- Pulled down four rebounds and blocked a season-high three shots at Miami (2/25)

USA BASKETBALL

- Member of the 2015 USA Basketball Men's Junior National Team
- Helped the U.S. earn a 101-67 win over World Select at the 2016 Nike Hoop Summit in Portland

HIGH SCHOOL

- Ranked as the No. 8 overall recruit and No. 1 center in the 2016 high school class by Scout
- Also the top-ranked center, and No. 15 overall prospect, in the 247 Sports rankings
- Rated No. 11 overall by Rivals and No. 16 overall by ESPN
- Named a McDonald's All-American in 2016, scoring 13 points and securing seven rebounds to help lead the West to a 114-107 victory
- Competed in the 2016 Jordan Brand Classic, tallying eight points and five rebounds
- Honored as a first-team MaxPreps All-American and an honorable mention Naismith Trophy All-American as a senior in 2016
- Averaged 23.4 points, 10.2 rebounds and 2.6 blocks per game as a senior to lead DeSoto to the Texas Class 6A state title
- Also named *Dallas Morning News* Player of the Year and earned *Louisville Courier-Journal* Super Five third-team accolades in 2016
- Participated in the 2015 NBPA Top 100 camp following his junior year
- Averaged 11.4 points and 8.4 rebounds as a junior in 2015, garnering *Dallas Morning News* All-Area honors
- Named 2014 Texas Class 5A Sophomore of the Year after helping lead DeSoto to a 31-4 record and a berth in the state semifinals

PERSONAL

- Born Marques Terrell Bolden on April 17, 1998, in Dallas
- Son of Melvin and Carolyn Bolden
- Has two sisters, Tyondra and Delisia
- Uncle, Elmer Williams, played football at Oklahoma State



2016-17

2017-18

Opponent	FG	3FG	FT	O-D-R	PF	Pts	A	TO	B	S	MIN
Marist	dnp										
Grand Canyon	dnp										
[7] vs. Kansas	dnp										
vs. Penn State	dnp										
[21] vs. Rhode Island	dnp										
William & Mary	dnp										
Appalachian State	dnp										
Michigan State	dnp										
Maine	3-5	0-0	1-2	3-2-5	1	7	0	3	1	0	12
[21] vs. Florida	0-0	0-0	0-0	0-0-0	2	0	0	0	0	0	2
vs. UNLV	3-5	0-0	0-0	0-1-1	2	6	0	3	0	0	13
Tennessee State	0-1	0-0	0-0	0-0-0	1	0	1	0	0	0	6
vs. Elon	0-0	0-0	0-0	0-0-0	0	0	0	0	0	0	3
at Virginia Tech	0-2	0-0	0-2	3-0-3	0	0	0	0	0	0	3
Georgia Tech	2-4	0-0	0-0	1-3-4	1	4	0	0	1	0	15
Boston College	0-1	0-0	2-2	0-0-0	4	2	0	1	0	1	7
[9] at Florida State	0-0	0-0	0-0	0-0-0	1	0	0	1	0	0	4
[14] at Louisville	0-0	0-0	0-0	0-0-0	1	0	0	0	0	0	5
Miami	4-6	0-0	0-0	3-1-4	1	8	0	1	0	0	23
NC State	1-4	0-0	0-0	2-1-3	3	2	0	0	0	1	18*
at Wake Forest	0-0	0-0	0-0	0-0-0	2	0	0	0	0	0	3
[20] at Notre Dame	dnp										
Pittsburgh	0-0	0-0	0-0	0-0-0	0	0	0	0	0	0	1
[8] North Carolina	0-0	0-0	0-0	0-1-1	2	0	0	0	1	0	7
Clemson	1-1	0-0	0-0	0-0-0	2	2	0	0	0	0	2
[14] at Virginia	0-1	0-0	0-0	0-0-0	1	0	0	0	1	0	2
Wake Forest	2-2	0-0	2-2	0-1-1	2	6	1	1	0	0	6
at Syracuse	dnp										
at Miami	0-3	0-0	0-0	2-2-4	2	0	0	0	3	0	14
[15] Florida State	0-0	0-0	0-0	0-0-0	1	0	0	0	0	0	2
[5] at North Carolina	0-0	0-0	0-0	0-0-0	0	0	0	0	0	0	1
*vs. Clemson	0-0	0-0	0-0	0-0-0	0	0	0	1	0	0	3
*vs. [10] Louisville	0-0	0-0	0-0	0-0-0	1	0	0	0	0	0	4
*vs. [6] North Carolina	0-0	0-0	0-0	0-0-0	2	0	0	0	0	0	1
*vs. [22] Notre Dame	dnp										
+vs. Troy	dnp										
+vs. South Carolina	dnp										

^ - Game started
 [] - AP ranking
 * - ACC Tournament
 + - NCAA Tournament

Opponent	FG	3FG	FT	O-D-R	PF	Pts	A	TO	B	S	MIN
Elon	dnp (sick)										
Utah Valley	1-2	0-0	0-0	1-0-1	2	2	1	0	2	1	7
vs [2] Michigan State	0-2	0-0	0-2	3-1-4	2	0	0	0	0	0	9
Southern	1-3	0-0	2-4	0-2-2	0	4	0	1	0	0	11
Furman	2-3	0-0	2-2	1-1-2	0	6	0	0	1	0	12
vs Portland State	4-7	0-0	0-0	4-6-10	3	8	0	0	3	0	18
vs Texas	0-2	0-0	0-0	0-1-1	2	0	1	0	0	0	12
vs [7] Florida	1-2	0-0	0-0	0-3-3	2	2	2	0	0	0	12
at Indiana	0-0	0-0	1-2	0-0-0	4	1	0	0	1	2	9
South Dakota	2-4	0-0	0-0	1-2-3	2	4	1	6	2	0	17
Saint Francis (Pa.)	7-11	0-0	3-4	5-5-10	0	17	0	0	0	1	15
at Boston College	1-1	0-0	0-0	1-0-1	0	2	0	0	0	1	8
Evansville	1-3	0-0	0-0	2-4-6	2	2	2	1	3	2	16
[24] Florida State	0-0	0-0	0-0	1-0-1	1	0	0	0	0	0	5
at NC State	dnp (injury)										
at Pittsburgh	dnp (injury)										
Wake Forest	dnp (injury)										
[25] at Miami	dnp (injury)										
Pittsburgh	dnp (injury)										
at Wake Forest	dnp (injury)										
[2] Virginia	dnp (injury)										
Notre Dame	0-0	0-0	0-0	0-3-3	2	0	1	1	1	0	12
at St. John's	2-2	0-0	0-1	3-3-6	1	4	0	1	2	0	10
at St. John's	2-2	0-0	0-1	3-3-6	1	4	0	1	2	0	17
[21] at North Carolina	4-4	0-0	0-1	0-2-2	0	8	1	0	1	0	17
*at Georgia Tech	4-7	0-0	0-0	1-5-6	1	8	1	1	0	0	25
*Virginia Tech	0-0	0-0	0-0	0-1-1	1	0	1	0	2	0	16
[11] at Clemson	2-2	0-0	1-1	1-2-3	1	5	0	0	2	0	14
Louisville	4-5	0-0	0-0	1-4-5	0	8	0	1	1	0	16
Syracuse	2-2	0-0	3-4	1-5-6	2	7	0	1	0	1	12
at Virginia Tech	1-3	0-0	0-0	1-3-4	1	2	4	0	1	0	14
[9] North Carolina	1-1	0-0	1-3	1-3-4	1	3	0	0	1	0	17
*vs Notre Dame	4-5	0-0	0-0	3-4-7	3	8	1	0	1	0	19
*[12] vs North Carolina	0-0	0-0	0-0	0-1-1	2	0	0	0	2	0	7
+vs Iona	2-2	0-0	1-1	2-0-2	0	5	0	1	0	0	12
+vs Rhode Island	0-1	0-0	2-2	3-3-6	3	2	1	2	0	0	11
+vs Syracuse	1-1	0-0	0-0	1-2-3	2	2	0	0	1	1	8
+ [4] vs Kansas	1-3	0-0	0-0	1-0-1	0	2	0	0	1	0	12

^ - Game started
 [] - AP ranking
 * - ACC Tournament
 + - NCAA Tournament

CAREER STATISTICS

SEASON	GP-GS	MP	FG-FGA	PCT.	3PT-A	PCT.	FT-FTA	PCT.	REB.	AVG.	PF-DQ	AS	TO	BS	ST	TP	AVG.
2016-17	24-1	157	16-35	.457	0-0	.000	5-8	.625	26	1.1	32-0	2	11	7	2	37	1.5
2017-18	29-2	373	48-78	.615	0-0	.000	16-27	.593	104	3.6	40-0	17	16	28	9	112	3.9
Total	53-3	530	64-113	.566	0-0	.000	21-35	.600	130	2.5	72-0	19	27	35	11	149	2.8

CAREER ACC REGULAR SEASON STATISTICS

SEASON	GP-GS	MP	FG-FGA	PCT.	3PT-A	PCT.	FT-FTA	PCT.	REB.	AVG.	PF-DQ	AS	TO	BS	ST	TP	AVG.
2016-17	16-1	113	10-24	.417	0-0	.000	4-6	.667	20	1.3	23-0	1	4	6	2	24	1.5
2017-18	11-2	156	19-25	.760	0-0	.000	5-9	.556	36	3.3	10-0	8	4	9	2	43	3.9
Total	27-3	269	29-49	.592	0-0	.000	9-15	.600	56	2.1	33-0	9	8	15	4	67	2.5

CAREER NCAA TOURNAMENT STATISTICS

SEASON	GP-GS	MP	FG-FGA	PCT.	3PT-A	PCT.	FT-FTA	PCT.	REB.	AVG.	PF-DQ	AS	TO	BS	ST	TP	AVG.
2016-17	0-0	0	0-0	.000	0-0	.000	0-0	.000	0	0.0	0-0	0	0	0	0	0	0.0
2017-18	4-0	43	4-7	.571	0-0	.000	3-3	1.000	12	3.0	5-0	1	3	2	1	11	2.8
Total	4-0	43	4-7	.571	0-0	.000	3-3	1.000	12	3.0	5-0	1	3	2	1	11	2.8

CAREER ACC TOURNAMENT STATISTICS


SEASON	GP-GS	MP	FG-FGA	PCT.	3PT-A	PCT.	FT-FTA	PCT.	REB.	AVG.	PF-DQ	AS	TO	BS	ST	TP	AVG.
2016-17	3-0	8	0-0	.000	0-0	.000	0-0	.000	0	0.0	3-0	0	1	0	0	0	0.0
2017-18	2-0	26	4-5	.800	0-0	.000	0-0	.000	8	4.0	5-0	1	0	3	0	8	4.0
Total	5-0	34	4-5	.800	0-0	.000	0-0	.000	8	1.6	8-0	1	1	3	0	8	1.6

CAREER HIGHS

Points	17	vs. Saint Francis (Pa.)	12/5/17
Rebounds	10	2x, last vs. Saint Francis (Pa.)	12/5/17
Assists	4	at Virginia Tech	2/26/18
Blocks	3	3x, last vs. Evansville	12/20/17
Steals	2	2x, last vs. Evansville	12/20/17
FG Made	7	vs. Saint Francis (Pa.)	12/5/17
FT Made	3	vs. Saint Francis (Pa.)	12/5/17
Minutes	25	at Georgia Tech	1/11/18

PRODUCTION

	17-18	CAREER
Double-figure points	1	1
Double-doubles	1	1
20-pt games	0	0
Dunks	17	21
5+ rebounds	9	10
2+ blocks	8	9
Three-point plays	5	5



51 Mike Buckmire

G | 6-2 | 173 | SO-1L
BLUE BELL, PA.
(GERMANTOWN FRIENDS SCHOOL)

CAREER

- Saw action in four games his rookie season at Duke
- Regularly one of the first players on the practice court and last off in helping teammates with additional work
- Respected in the locker room for his attitude and work ethic

DUKE CANADA TOUR

- Saw action in the final two games of the Duke Canada Tour, recording one rebound and one assist

2017-18


- Saw action in four games
- Made his Duke debut against St. Francis (12/5), playing two minutes and scoring three points, while adding a rebound and an assist
- Played two minutes against Evansville (12/20) and collected one rebound

HIGH SCHOOL

- A four-year varsity starter at Germantown Friends School, where he scored 1,144 career points
- Averaged 22.1 points, 6.1 rebounds and 4.2 assists per game as a senior, serving as team captain
- A third-team all-state and first-team All-Friends School League selection in 2017
- Selected for the Labor All-Star Classic Game in the summer following his senior year
- Put up 18.2 points and 5.0 rebounds per game as a junior in 2016 to earn second-team All-Friends School League recognition

PERSONAL

- Born Michael Cameron Buckmire on Sept. 22, 1998, in Abington, Pa.
- Son of Michael A. Buckmire and Rhonda Haston
- Father was a member of the NCAA championship-winning 1986 Duke men's soccer team



2017-18

Opponent	FG	3FG	FT	O-D-R	PF	Pts	A	TO	B	S	MIN
Elon	dnp										
Utah Valley	dnp										
vs [2] Michigan State	dnp										
Southern	dnp										
Furman	dnp										
vs Portland State	dnp										
vs Texas	dnp										
vs [7] Florida	dnp										
at Indiana	dnp										
South Dakota	dnp										
Saint Francis (Pa.)	1-1	0-0	1-1	0-1-1	1	3	1	0	0	0	2
at Boston College	dnp										
Evansville	0-1	0-0	0-0	0-1-1	0	0	0	0	0	0	2
[24] Florida State	dnp										
at NC State	dnp										
at Pittsburgh	dnp										
Wake Forest	dnp										
[25] at Miami	dnp										
Pittsburgh	dnp										
at Wake Forest	0-0	0-0	0-0	0-0-0	0	0	0	0	0	0	0+
[2] Virginia	dnp										
Notre Dame	dnp										
at St. John's	dnp										
[21] at North Carolina	dnp										
at Georgia Tech	dnp										
Virginia Tech	0-0	0-0	0-0	0-0-0	0	0	0	0	0	0	1
[11] at Clemson	dnp										
Louisville	dnp										
Syracuse	dnp										
at Virginia Tech	dnp										
[9] North Carolina	dnp										
*vs Notre Dame	dnp										
*[12] vs North Carolina	dnp										
+vs Iona	dnp										
+vs Rhode Island	dnp										
+vs Syracuse	dnp										
+ [4] vs Kansas	dnp										

^ - Game started
 [] - AP ranking
 * - ACC Tournament
 + - NCAA Tournament



CAREER STATISTICS

SEASON	GP-GS	MP	FG-FGA	PCT.	3PT-A	PCT.	FT-FTA	PCT.	REB.	AVG.	PF-DQ	AS	TO	BS	ST	TP	AVG.
2017-18	4-0	5	1-2	.500	0-0	.000	1-1	1.000	2	0.5	1-0	1	0	0	0	3	0.8
Total	4-0	5	1-2	.500	0-0	.000	1-1	1.000	2	0.5	1-0	1	0	0	0	3	0.8

CAREER ACC REGULAR SEASON STATISTICS

SEASON	GP-GS	MP	FG-FGA	PCT.	3PT-A	PCT.	FT-FTA	PCT.	REB.	AVG.	PF-DQ	AS	TO	BS	ST	TP	AVG.
2017-18	2-0	1	0-0	.000	0-0	.000	0-0	.000	0	0.0	0-0	0	0	0	0	0	0.0
Total	2-0	1	0-0	.000	0-0	.000	0-0	.000	0	0.0	0-0	0	0	0	0	0	0.0

CAREER NCAA TOURNAMENT STATISTICS

SEASON	GP-GS	MP	FG-FGA	PCT.	3PT-A	PCT.	FT-FTA	PCT.	REB.	AVG.	PF-DQ	AS	TO	BS	ST	TP	AVG.
2017-18	0-0	0	0-0	.000	0-0	.000	0-0	.000	0	0.0	0-0	0	0	0	0	0	0.0
Total	0-0	0	0-0	.000	0-0	.000	0-0	.000	0	0.0	0-0	0	0	0	0	0	0.0

CAREER ACC TOURNAMENT STATISTICS

SEASON	GP-GS	MP	FG-FGA	PCT.	3PT-A	PCT.	FT-FTA	PCT.	REB.	AVG.	PF-DQ	AS	TO	BS	ST	TP	AVG.
2017-18	0-0	0	0-0	.000	0-0	.000	0-0	.000	0	0.0	0-0	0	0	0	0	0	0.0
Total	0-0	0	0-0	.000	0-0	.000	0-0	.000	0	0.0	0-0	0	0	0	0	0	0.0

CAREER HIGHS

Points	3	vs. Saint Francis (Pa.)	12/5/17
Rebounds	1	2x, last vs. Evansville	12/20/17
Assists	1	vs. Saint Francis (Pa.)	12/5/17
Steals	-		
FG Made	1	vs. Saint Francis (Pa.)	12/5/17
3FG Made	-		
FT Made	1	vs. Saint Francis (Pa.)	12/5/17
Minutes	2	vs. Saint Francis (Pa.)	12/5/17

PRODUCTION

	17-18	CAREER
Double-figure points	0	0
20-pt games	0	0
3+ 3pt FG	0	0
5+ assists	0	0
Dunks	0	0
Three-point plays	1	1
Four-point plays	0	0



12 Javin DeLaurier

F | 6-10 | 234 | JR-2L
SHIPMAN, VA. (SAINT ANNE'S-BELFIELD)

CAREER

- Has seen action in 45 career games and earned the first five starts of his career as a sophomore
- One of the most naturally athletic players on Duke's roster
- An electric finisher at the rim
- Last name is pronounced Duh-laury-aye

DUKE CANADA TOUR

- Started the first two games of the Duke Canada Tour, before coming off the bench in the final game as the sixth man, averaging 24.0 minutes per contest
- Tied for third on the team in scoring, averaging 7.3 points per game to go along with 5.7 rebounds per contest
- Posted double figures in the final game of the Canada Tour, scoring 10 points on a perfect 4-4 shooting from the field
- Shot an efficient .769 (10-13) across Duke's three exhibition wins in Canada

2017-18

- Played in all 33 games he was available, missing four games with a leg injury
- Made the first five starts of his career late in the season and Duke went 4-1 in those games
- Averaged career highs in points (3.4), rebounds (4.0) and minutes (12.7)
- Ripped down a career-high 11 rebounds in Duke's season-opening win over Elon (11/10)
- Logged a then-career-high 24 minutes in the win over No. 2 Michigan State in the Champions Classic (11/14) and set career-highs in assists (4), steals (3), while scoring four points with seven rebounds
- Had six points, six boards and a career-high four blocked shots against Furman (11/20)
- Scored 13 points on 5-of-6 shooting from the field and was a rebound shy of his first career double-double in just 15 minutes of action against South Dakota (12/2)
- Had eight points on 4-of-4 shooting and five rebounds at Boston College (12/9)
- Missed four of six games between 12/20 and 1/15 with a hamstring injury
- Played 24 minutes against Virginia Tech (2/14) with seven points and four boards
- Made his first career start in a road win at Clemson (2/18), logging a career-high 30 minutes and scoring two points with 10 rebounds
- Started the next four ACC games following Clemson and averaged 6.2 rebounds per game over the five contents he started
- Was 6-of-7 from the field and totaled 14 points and 14 rebounds in Duke's six postseason games
- Scored six points with seven rebounds against Rhode Island in the NCAA Second Round (3/17)

2016-17

- Played in 12 games, averaging 1.6 points and 1.9 rebounds in 7.1 minutes
- Part of Duke's first sub group in one game
- Made his regular-season Duke debut with season highs of six points and eight rebounds in the home win over Marist (11/11)
- Scored two points, grabbed five rebounds and blocked two shots in Duke's home win over Appalachian State (11/26)
- Had three points, five boards and two steals in the home win over Maine (12/3)
- Recorded two points and a steal in Duke's NCAA Tournament first-round win over Troy (3/17)

HIGH SCHOOL

- Ranked as the No. 39 overall recruit in the 2016 high school class by both Rivals and 247 Sports
- Rated No. 41 overall in the class by Scout and No. 44 overall by ESPN
- A two-time NBPA Top 100 Camp participant
- Finished his high school career as STAB's all-time leader in rebounds and assists and the school's second-leading all-time scorer
- Averaged 21.9 points, 12.9 rebounds, 4.1 assists and 3.3 blocks per game as a senior to earn All-Central Virginia Player of the Year honors
- Also named Prep League Player of the Year and VISAA Division II first-team all-state for the second consecutive season after leading STAB to its third straight VISAA state tournament berth
- Averaged 13.1 points and 8.1 rebounds on the AAU circuit with Team Loaded in the summer of 2015, helping the team win the adidas Uprising Summer Championships in Las Vegas
- Averaged 21.8 points, 13.3 rebounds, 5.1 assists and 4.2 blocks per game as a junior to lead STAB to the quarterfinals of the 2015 state tournament
- Honored as Prep League Player of the Year and a VISAA Division II first-team all-state selection in 2015
- Posted averages of 11.7 points, 12.7 rebounds and 3.0 blocks per contest as a sophomore at STAB in 2014

PERSONAL

- Full name is Javin Que DeLaurier
- Born on April 7, 1998, in Mission Viejo, Calif.
- Son of Jason and C'ta DeLaurier
- Has three brothers: Ethan, Eli and Jack
- Mother played college basketball at Rutgers, earning Atlantic 10 Tournament MVP honors in 1993
- Aunt, Deanna Mitchelson, played college basketball at Virginia



2016-17

2017-18

Opponent	FG	3FG	FT	O-D-R	PF	Pts	A	TO	B	S	MIN
Marist	3-3	0-0	0-2	1-7-8	4	6	0	1	1	0	17
Grand Canyon	1-1	0-0	0-0	1-0-1	2	2	1	0	0	0	6
[7] vs. Kansas	0-0	0-0	0-0	0-0-0	0	0	0	0	0	0	1
vs. Penn State	0-0	0-0	0-0	0-0-0	2	0	0	0	0	0	3
[21] vs. Rhode Island	dnp										
William & Mary	1-1	0-0	0-0	1-1-2	3	2	0	3	0	1	9
Appalachian State	1-3	0-1	0-0	2-3-5	3	2	0	2	2	0	15
Michigan State	dnp										
Maine	1-1	0-0	1-2	3-2-5	1	3	0	1	0	2	17
[21] vs. Florida	dnp										
vs. UNLV	1-1	0-0	0-0	0-2-2	2	2	0	0	0	0	8
Tennessee State	dnp										
vs. Elon	dnp										
at Virginia Tech	dnp										
Georgia Tech	dnp										
Boston College	dnp										
[9] at Florida State	dnp										
[14] at Louisville	0-0	0-0	0-0	0-0-0	2	0	0	1	1	0	7
Miami	dnp										
NC State	0-0	0-0	0-0	0-0-0	1	0	0	0	0	0	0+
at Wake Forest	dnp										
[20] at Notre Dame	dnp										
Pittsburgh	dnp										
[8] North Carolina	dnp										
Clemson	dnp										
[14] at Virginia	dnp										
Wake Forest	dnp										
at Syracuse	dnp										
at Miami	dnp										
[15] Florida State	dnp										
[5] at North Carolina	dnp										
*vs. Clemson	dnp										
*vs. [10] Louisville	dnp										
*vs. [6] North Carolina	dnp										
*vs. [22] Notre Dame	dnp										
vs. Troy	1-1	0-0	0-0	0-0-0	0	2	0	0	0	1	2
vs. South Carolina	0-0	0-0	0-0	0-0-0	1	0	0	0	0	0	0+

^ - Game started
 [] - AP ranking
 * - ACC Tournament
 + - NCAA Tournament
 - NCAA Tournament

Opponent	FG	3FG	FT	O-D-R	PF	Pts	A	TO	B	S	MIN
Elon	3-6	0-1	0-2	6-5-11	2	6	3	2	1	2	19
Utah Valley	1-4	1-2	2-2	2-2-4	2	5	0	0	0	0	11
vs [2] Michigan State	2-4	0-0	0-0	3-4-7	4	4	4	0	2	3	24
Southern	0-1	0-0	2-4	1-1-2	1	2	1	1	1	0	12
Furman	3-3	0-0	0-1	1-5-6	0	6	0	2	4	2	17
vs Portland State	0-1	0-0	1-2	1-2-3	1	1	1	0	0	0	8
vs Texas	0-0	0-0	2-2	0-2-2	0	2	0	0	1	0	5
vs [7] Florida	3-5	0-1	0-0	2-3-5	4	6	0	1	0	2	12
at Indiana	1-1	0-0	0-0	0-1-1	2	2	0	0	0	0	10
South Dakota	5-6	0-0	3-4	3-6-9	5	13	2	1	0	0	15
Saint Francis (Pa.)	3-5	0-1	3-4	2-4-6	2	9	1	1	1	0	15
at Boston College	4-4	0-0	0-0	3-2-5	5	8	0	1	0	1	17
Evansville	dnp (injury)										
[24] Florida State	0-2	0-1	0-0	1-1-2	1	0	0	0	0	0	9
at NC State	2-2	0-0	0-0	2-0-2	5	4	0	0	0	1	15
at Pittsburgh	dnp (injury)										
Wake Forest	dnp (injury)										
[25] at Miami	dnp (injury)										
Pittsburgh	0-1	0-0	0-0	1-2-3	4	0	1	1	2	0	10
at Wake Forest	1-2	0-0	0-0	2-1-3	5	2	0	0	0	1	12
[2] Virginia	0-0	0-0	0-0	1-1-2	1	0	0	0	0	0	3
Notre Dame	1-1	0-0	0-0	1-1-2	0	2	0	1	1	0	8
at St. John's	0-0	0-0	0-0	0-0-0	1	0	0	0	0	0	2
[21] at North Carolina	0-0	0-0	0-0	1-0-1	2	0	0	0	0	0	1
at Georgia Tech	1-1	0-0	1-3	2-4-6	3	3	0	0	1	2	18
Virginia Tech	3-3	0-0	1-2	2-2-4	2	7	0	0	0	1	24
^[11] at Clemson	0-1	0-0	2-3	3-7-10	3	2	0	1	1	1	30
^Louisville	2-3	0-0	1-1	4-4-8	5	5	1	3	1	1	19
^Syracuse	1-2	0-0	0-0	1-5-6	2	2	1	0	0	2	17
^at Virginia Tech	2-3	0-0	0-0	3-2-5	2	4	0	2	0	0	14
^ [9] North Carolina	1-2	0-1	1-2	1-1-2	1	3	0	1	1	1	12
*vs Notre Dame	2-2	0-0	0-0	0-1-1	1	4	0	0	2	0	6
* [12] vs North Carolina	0-0	0-0	0-0	0-0-0	2	0	0	0	0	0	6
+vs Iona	0-0	0-0	0-0	2-1-3	2	0	1	0	0	0	13
+vs Rhode Island	2-2	0-0	2-4	1-6-7	3	6	0	2	0	0	18
+vs Syracuse	0-1	0-1	0-2	0-0-0	0	0	0	1	0	1	4
+ [4] vs Kansas	2-2	0-0	0-0	2-1-3	1	4	0	2	0	0	13

^ - Game started
 [] - AP ranking
 * - ACC Tournament
 + - NCAA Tournament

CAREER STATISTICS

SEASON	GP-GS	MP	FG-FGA	PCT.	3PT-A	PCT.	FT-FTA	PCT.	REB.	AVG.	PF-DQ	AS	TO	BS	ST	TP	AVG.
2016-17	12-0	85	9-11	.818	0-1	.000	1-4	.250	23	1.9	21-0	1	8	4	4	19	1.6
2017-18	33-5	419	45-70	.643	1-8	.125	21-38	.553	131	4.0	74-5	16	23	19	21	112	3.4
Total	45-5	504	54-81	.667	1-9	.111	22-42	.524	154	3.4	95-5	17	31	23	25	131	2.9

CAREER ACC REGULAR SEASON STATISTICS

SEASON	GP-GS	MP	FG-FGA	PCT.	3PT-A	PCT.	FT-FTA	PCT.	REB.	AVG.	PF-DQ	AS	TO	BS	ST	TP	AVG.
2016-17	2-0	7	0-0	.000	0-0	.000	0-0	.000	0	0.0	3-0	0	1	1	0	0	0.0
2017-18	15-5	209	18-27	.667	0-2	.000	6-11	.545	61	4.1	41-4	3	10	7	11	42	2.8
Total	17-5	216	18-27	.667	0-2	.000	6-11	.545	61	3.6	44-4	3	11	8	11	42	2.5

CAREER NCAA TOURNAMENT STATISTICS

SEASON	GP-GS	MP	FG-FGA	PCT.	3PT-A	PCT.	FT-FTA	PCT.	REB.	AVG.	PF-DQ	AS	TO	BS	ST	TP	AVG.
2016-17	2-0	2	1-1	1.000	0-0	.000	0-0	.000	0	0.0	1-0	0	0	0	1	2	1.0
2017-18	4-0	48	4-5	.800	0-1	.000	2-6	.333	13	3.3	6-0	1	5	0	1	10	2.8
Total	6-0	50	5-6	.833	0-1	.000	2-6	.333	13	2.2	7-0	1	5	0	2	12	2.0

CAREER ACC TOURNAMENT STATISTICS

SEASON	GP-GS	MP	FG-FGA	PCT.	3PT-A	PCT.	FT-FTA	PCT.	REB.	AVG.	PF-DQ	AS	TO	BS	ST	TP	AVG.
2016-17	0-0	0	0-0	.000	0-0	.000	0-0	.000	0	0.0	0-0	0	0	0	0	0	0.0
2017-18	2-0	12	2-2	1.000	0-0	.000	0-0	.000	1	0.5	3-0	0	0	2	0	4	2.0
Total	2-0	12	2-2	1.000	0-0	.000	0-0	.000	1	0.5	3-0	0	0	2	0	4	2.0

CAREER HIGHS

Points	13	vs. South Dakota	12/2/17
Rebounds	11	vs. Elon	11/10/17
Assists	4	vs. Michigan State	11/14/17
Steals	3	vs. Michigan State	11/14/17
Blocks	4	vs. Furman	11/20/17
FG Made	5	vs South Dakota	12/2/17
FT Made	3	2x, last vs Saint Francis (Pa.)	12/5/17
Minutes	30	at Clemson	2/18/18

PRODUCTION

	17-18	CAREER
Double-figure points	1	1
Double-doubles	0	0
20-pt games	0	0
Dunks	16	22
5+ rebounds	13	16
2+ blocks	4	5
Three-point plays	4	4



14

Jordan Goldwire

G | 6-2 | 181 | SO-1L
NORCROSS, GA. (NORCROSS)

CAREER

- Has seen action in 26 career games
- Quick guard with good court vision

DUKE CANADA TOUR

- Saw action in all three games of the Duke Canada Tour and earned the start in the final contest against McGill
- Averaged 4.0 points and 2.7 rebounds per contest, while adding eight assists across the three exhibition games
- Tied for the team lead in steals with seven

2017-18

- Averaged 1.0 points, 0.5 rebounds and 0.9 assists in 26 games, while playing 6.5 minutes per contest
- Totaled 24 assists against just seven turnovers for the season
- Made his debut against Elon (11/10) in the season opener with three assists in 14 minutes
- Scored four points, including a three-pointer, against Michigan State in the Champions Classic (11/14)
- Established a career high of five points in 13 minutes against St. Francis (12/5)
- Matched his career high of five points and set career highs with seven assists, three steals and 18 minutes against Evansville (12/20)
- Played 16 minutes with two points and two assists at Pitt (1/10)
- Logged 13 minutes with an assists and two boards against Pitt (1/20)
- Hit a three in the NCAA Second Round win over Rhode Island (3/17)

HIGH SCHOOL

- Named second-team All-Class 7A as a senior after averaging better than 12 points and seven assists per game to lead Norcross to the 2017 Georgia 7A state championship game
- Helped lead Norcross to a 26-6 record and both the Region 7-7A regular season and tournament titles as a senior
- Earned All-Class 7A South honors and was named to the North Senior Boys All-Star Team by the Georgia Athletic Coaches Association in 2017
- Named to the Gwinnett County All-Star Game following his senior season
- Averaged 9.4 points and a team-high 3.3 assists for Team United during the 2016 EYBL season

PERSONAL


- Born Jordan Alexander Goldwire on June 18, 1999, in Lawrenceville, Ga.
- Son of Courtney and Connie Goldwire
- Has a sister, Jaylen
- Cousin, Devin Mitchell, currently plays basketball at Georgia State University
- Cousin, Jalen Mitchell, currently plays basketball at Clark Atlanta University



2017-18

Opponent	FG	3FG	FT	O-D-R	PF	Pts	A	TO	B	S	MIN
Elon	0-2	0-1	0-0	0-0-0	4	0	3	1	0	0	14
Utah Valley	0-2	0-1	0-0	0-1-1	1	0	1	2	0	1	6
vs [2] Michigan State	1-2	1-1	1-2	1-1-2	0	4	0	0	0	1	11
Southern	0-2	0-2	0-0	0-0-0	0	0	0	0	0	1	8
Furman	0-2	0-2	0-0	1-0-1	1	0	1	1	0	1	13
vs Portland State	0-0	0-0	0-0	0-0-0	1	0	1	0	0	0	4
vs Texas	0-0	0-0	0-0	0-0-0	0	0	0	0	0	1	2
vs [7] Florida	dnp										
at Indiana	dnp										
South Dakota	0-1	0-1	2-2	1-2-3	2	2	1	2	0	0	14
Saint Francis (Pa.)	2-4	1-2	0-0	0-1-1	1	5	5	0	0	0	13
at Boston College	0-0	0-0	0-0	0-0-0	1	0	0	0	0	0	0+
Evansville	2-3	1-2	0-0	0-0-0	2	5	7	0	0	3	18
[24] Florida State	0-1	0-1	0-0	0-0-0	1	0	1	0	0	0	6
at NC State	0-0	0-0	0-0	0-0-0	0	0	0	0	0	0	1
at Pittsburgh	1-1	0-0	0-0	0-1-1	2	2	2	0	0	1	16
Wake Forest	1-1	0-0	0-0	0-0-0	2	2	0	0	0	0	5
[25] at Miami	1-1	1-1	0-0	0-0-0	0	3	0	0	0	0	3
Pittsburgh	0-3	0-2	0-0	0-2-2	1	0	1	0	0	0	13
at Wake Forest	0-0	0-0	0-0	0-0-0	0	0	0	0	0	0	2
[2] Virginia	dnp										
Notre Dame	0-0	0-0	0-0	0-0-0	0	0	0	0	0	0	3
at St. John's	dnp										
[21] at North Carolina	0-0	0-0	0-0	0-0-0	0	0	0	0	0	0	0+
at Georgia Tech	0-0	0-0	0-0	0-0-0	0	0	1	0	0	0	4
Virginia Tech	dnp										
[11] at Clemson	dnp										
Louisville	0-0	0-0	0-0	0-0-0	0	0	0	0	0	0	3
Syracuse	0-1	0-1	0-0	0-0-0	0	0	0	0	0	0	1
at Virginia Tech	dnp										
[9] North Carolina	dnp										
*vs Notre Dame	0-0	0-0	0-0	0-0-0	0	0	0	0	0	0	1
*[12] vs North Carolina	dnp										
+vs Iona	0-1	0-1	0-0	0-0-0	0	0	0	0	0	0	5
+vs Rhode Island	1-1	1-1	0-0	0-0-0	0	3	0	0	0	0	3
+vs Syracuse	dnp										
+ [4] vs Kansas	dnp										

^ - Game started
 [] - AP ranking
 * - ACC Tournament
 + - NCAA Tournament



CAREER STATISTICS

SEASON	GP-GS	MP	FG-FGA	PCT.	3PT-A	PCT.	FT-FTA	PCT.	REB.	AVG.	PF-DQ	AS	TO	BS	ST	TP	AVG.
2017-18	26-0	169	9-28	.321	5-19	.263	3-4	.750	12	0.5	19-0	24	7	0	9	26	1.0
Total	26-0	169	9-28	.321	5-19	.263	3-4	.750	12	0.5	19-0	24	7	0	9	26	1.0

CAREER ACC REGULAR SEASON STATISTICS

SEASON	GP-GS	MP	FG-FGA	PCT.	3PT-A	PCT.	FT-FTA	PCT.	REB.	AVG.	PF-DQ	AS	TO	BS	ST	TP	AVG.
2017-18	13-0	57	3-8	.375	1-5	.200	0-0	.000	3	0.2	7-0	5	0	0	1	7	0.5
Total	13-0	57	3-8	.375	1-5	.200	0-0	.000	3	0.2	7-0	5	0	0	1	7	0.5

CAREER NCAA TOURNAMENT STATISTICS

SEASON	GP-GS	MP	FG-FGA	PCT.	3PT-A	PCT.	FT-FTA	PCT.	REB.	AVG.	PF-DQ	AS	TO	BS	ST	TP	AVG.
2017-18	2-0	8	1-2	.500	1-2	.500	0-0	.000	0	0.0	0-0	0	0	0	0	3	1.5
Total	2-0	8	1-2	.500	1-2	.500	0-0	.000	0	0.0	0-0	0	0	0	0	3	1.5

CAREER ACC TOURNAMENT STATISTICS

SEASON	GP-GS	MP	FG-FGA	PCT.	3PT-A	PCT.	FT-FTA	PCT.	REB.	AVG.	PF-DQ	AS	TO	BS	ST	TP	AVG.
2017-18	1-0	1	0-0	.000	0-0	.000	0-0	.000	0	0.0	0-0	0	0	0	0	0	0.0
Total	1-0	1	0-0	.000	0-0	.000	0-0	.000	0	0.0	0-0	0	0	0	0	0	0.0

CAREER HIGHS

Points	5	2x, last vs. Evansville	12/20/17
Rebounds	3	vs. South Dakota	12/2/17
Assists	7	vs. Evansville	12/20/17
Blocks	--		
Steals	3	vs. Evansville	12/20/17
FG Made	2	2x, last vs. Evansville	12/20/17
FT Made	2	vs. South Dakota	12/2/17
Minutes	18	vs. Evansville	12/20/17

PRODUCTION

	17-18	CAREER
Double-figure points	0	0
20-pt games	0	0
3+ 3pt FG	0	0
5+ assists	2	2
Dunks	0	0
Three-point plays	0	0
Four-point plays	0	0



15

Alex O'Connell

G | 6-6 | 183 | SO-1L
ROSWELL, GA. (MILTON)

CAREER

- A three-point sharpshooter who gives Duke length on the perimeter
- Played in 36 games as a freshman and made one start
- Knocked down nearly 50 percent of his threes as a rookie

DUKE CANADA TOUR

- Suffered an eye injury in the opening game of the Duke Canada Tour and missed the remainder of the tour

2017-18

- Played in 36 games and earned his first career start late in the season at Georgia Tech (2/11)
- Averaged 3.3 points and 1.4 rebounds, while playing 10.4 minutes per contest
- Made 22 of his 45 attempts from three-point range, which was statistically the best percentage on the team
- Played 13 minutes in his Duke debut against Elon in the season opener (11/10), scoring eight points and making both of his three-point attempts
- Scored 10 points, which included 4-of-5 from the field and 2-of-3 from three-point range against Furman (11/20)
- Followed that with nine points against Portland State in the opening round of the PK80 in Portland (11/23)
- Played a career-high 29 minutes against Texas in the PK80 (11/24) and posted a career-high six rebounds
- Notched a career-high 13 points in 15 minutes of action against Wake Forest (1/13)
- Followed that 10 days later at Wake Forest (1/23) by hitting 3-of-3 from the field for seven points and two steals
- Poured in 11 points on 4-of-8 from the field and 3-of-5 from distance at North Carolina (2/8)
- Made his first career start at Georgia Tech (2/11), playing 22 minutes with three points, four rebounds, two assists and one blocked shot

HIGH SCHOOL

- Ranked No. 85 overall and No. 20 among shooting guards in the 2017 high school class by ESPN
- Rated No. 55 overall by Rivals.com and No. 66 by Scout.com
- Named Atlanta/North Fulton Player of the Year and Class 7A Region 5 Player of the Year as a senior in 2017
- Claimed second-team All-Metro Atlanta and second-team Class 7A all-state accolades following his senior season
- Earned All-Class 7A South honors and was named to the North Senior Boys All-Star Team by the Georgia Athletic Coaches Association in 2017
- Named to the 2016 NBPA Top 100 Camp, averaging 9.5 points per game
- Averaged 14.1 points per game for Team United on the EYBL circuit in 2016
- Scored 22.1 points per game for Milton on his way to Georgia Class 6A all-state honors as a junior in 2016

PERSONAL

- Born Alex David O'Connell on June 2, 1999, in Baltimore
- Son of David and Crystal O'Connell
- Father played basketball at Duke from 1973-76
- Has two brothers, Shawn and Brady



2017-18

Opponent	FG	3FG	FT	O-D-R	PF	Pts	A	TO	B	S	MIN
Elon	3-3	2-2	0-0	1-2-3	0	8	0	1	0	0	13
Utah Valley	1-3	0-1	2-2	0-5-5	0	4	2	1	0	2	9
vs [2] Michigan State	0-0	0-0	0-0	0-0-0	0	0	0	0	0	0	2
Southern	1-2	0-1	3-4	1-1-2	0	5	0	2	0	0	14
Furman	4-5	2-3	0-0	2-0-2	1	10	1	0	1	0	12
vs Portland State	4-6	1-3	0-0	1-0-1	0	9	2	0	1	0	13
vs Texas	1-3	0-0	0-2	5-1-6	1	2	2	1	0	0	29
vs [7] Florida	1-1	1-1	0-0	0-1-1	1	3	0	0	0	0	9
at Indiana	1-3	0-0	0-0	0-0-0	0	2	0	0	0	0	7
South Dakota	1-2	0-1	2-2	0-3-3	0	4	1	3	0	0	17
Saint Francis (Pa.)	3-6	3-5	0-0	0-1-1	2	9	1	1	0	0	14
at Boston College	0-0	0-0	0-0	0-0-0	1	0	0	0	0	0	2
Evansville	4-7	1-3	0-0	0-3-3	2	9	0	1	1	1	21
[24] Florida State	1-3	1-2	0-0	0-0-0	1	3	2	0	0	0	9
at NC State	0-0	0-0	0-0	0-0-0	1	0	0	0	0	0	2
at Pittsburgh	3-3	2-2	0-1	1-1-2	0	8	0	0	0	0	16
Wake Forest	3-6	2-4	5-6	0-2-2	1	13	0	0	0	1	15
[25] at Miami	0-0	0-0	0-0	0-1-1	0	0	0	0	0	0	9
Pittsburgh	0-4	0-2	0-0	0-0-0	1	0	2	1	0	0	14
at Wake Forest	3-3	1-1	0-0	1-0-1	1	7	0	0	0	2	20
[2] Virginia	0-1	0-0	0-0	0-0-0	1	0	0	0	0	0	3
Notre Dame	0-2	0-0	0-0	0-0-0	0	0	0	0	0	0	5
at St. John's	dnp										
[21] at North Carolina	4-8	3-5	0-0	1-2-3	0	11	0	0	0	0	18
*at Georgia Tech	1-4	1-2	0-0	2-2-4	1	3	2	1	1	0	22
Virginia Tech	0-1	0-0	0-0	0-1-1	0	0	0	0	0	0	4
[11] at Clemson	0-0	0-0	0-0	0-1-1	0	0	0	0	0	0	2
Louisville	0-0	0-0	2-2	1-0-1	0	2	2	0	0	1	7
Syracuse	0-0	0-0	0-0	0-0-0	0	0	0	0	0	0	6
at Virginia Tech	1-2	1-1	0-0	1-0-1	0	3	0	1	0	0	7
[9] North Carolina	1-4	1-3	0-0	1-1-2	0	3	0	0	0	1	14
*vs Notre Dame	1-2	0-1	0-0	0-1-1	0	2	1	0	0	1	10
*[12] vs North Carolina	0-1	0-1	0-0	0-1-1	0	0	0	2	0	0	9
+vs Iona	0-2	0-1	0-0	0-0-0	0	0	1	1	0	1	9
+vs Rhode Island	0-0	0-0	0-0	0-0-0	0	0	0	0	0	0	4
+vs Syracuse	0-1	0-0	0-0	0-2-2	1	0	0	0	0	1	5
+ [4] vs Kansas	0-0	0-0	0-0	0-0-0	0	0	0	0	0	0	2

^ - Game started
 [] - AP ranking
 * - ACC Tournament
 + - NCAA Tournament



CAREER STATISTICS

SEASON	GP-GS	MP	FG-FGA	PCT.	3PT-A	PCT.	FT-FTA	PCT.	REB.	AVG.	PF-DQ	AS	TO	BS	ST	TP	AVG.
2017-18	36-1	373	42-88	.477	22-45	.489	14-19	.737	50	1.4	16-0	19	16	4	11	120	3.3
Total	36-1	373	42-88	.477	22-45	.489	14-19	.737	50	1.4	16-0	19	16	4	11	120	3.3

CAREER ACC REGULAR SEASON STATISTICS

SEASON	GP-GS	MP	FG-FGA	PCT.	3PT-A	PCT.	FT-FTA	PCT.	REB.	AVG.	PF-DQ	AS	TO	BS	ST	TP	AVG.
2017-18	18-1	175	17-41	.415	12-22	.545	7-9	.778	19	1.1	8-0	8	3	1	5	53	2.9
Total	18-1	175	17-41	.415	12-22	.545	7-9	.778	19	1.1	8-0	8	3	1	5	53	2.9

CAREER NCAA TOURNAMENT STATISTICS

SEASON	GP-GS	MP	FG-FGA	PCT.	3PT-A	PCT.	FT-FTA	PCT.	REB.	AVG.	PF-DQ	AS	TO	BS	ST	TP	AVG.
2017-18	4-0	19	0-3	.000	0-1	.000	0-0	.000	2	0.5	1-0	1	1	0	2	0	0.0
Total	4-0	19	0-3	.000	0-1	.000	0-0	.000	2	0.5	1-0	1	1	0	2	0	0.0

CAREER ACC TOURNAMENT STATISTICS

SEASON	GP-GS	MP	FG-FGA	PCT.	3PT-A	PCT.	FT-FTA	PCT.	REB.	AVG.	PF-DQ	AS	TO	BS	ST	TP	AVG.
2017-18	2-0	19	1-3	.333	0-2	.000	0-0	.000	2	1.0	0-0	1	2	0	1	2	1.0
Total	2-0	19	1-3	.333	0-2	.000	0-0	.000	2	1.0	0-0	1	2	0	1	2	1.0

CAREER HIGHS

Points	13	vs. Wake Forest	1/13/18
Rebounds	6	vs. Texas	11/24/17
Assists	2	7x, last vs. Louisville	2/21/18
Blocks	1	4x, last at Georgia Tech	2/11/18
Steals	2	2x, last at Wake Forest	1/23/18
FG Made	4	4x, last at North Carolina	2/8/18
FT Made	5	vs. Wake Forest	1/13/18
Minutes	29	vs. Texas	11/24/17

PRODUCTION

	17-18	CAREER
Double-figure points	3	3
20-pt games	0	0
3+ 3pt FG	2	2
5+ assists	0	0
Dunks	3	3
Three-point plays	0	0
Four-point plays	0	0



50 Justin Robinson

F | 6-10 | 202 | JR-2L
SAN ANTONIO, TEXAS
(SAN ANTONIO CHRISTIAN ACADEMY)

CAREER

- Has played in 23 career games
- Long, athletic wing with natural basketball instincts that can knock down the perimeter shot
- Redshirted his first year in the program, making gains both on the basketball court and in the weight room

DUKE CANADA TOUR

- Came off the bench in all three games of the Duke Canada Tour, making an impact in multiple areas
- Recorded three points, nine rebounds, one assist, three blocks and three steals over Duke's three exhibition wins in Canada

2017-18

- Played in 17 games, averaging 1.4 points and 0.6 rebounds in 4.8 minutes per contest
- Logged five minutes in his season debut versus Elon in the opener (11/10)
- Made the most of his eight minutes against St. Francis (12/5), scoring five points and swatting away a career-high three shots; also grabbed a rebound and an assist
- Scored six points with two rebounds, a block and an assist against Evansville (12/20)
- Had a career night versus Pittsburgh (1/20), scoring a career-high 10 points on 3-of-5 shooting from three-point range, and matching his career-high of three blocked shots
- His 18 minutes against Pitt were also a career-high
- Scored two points and grabbed a career-high three rebounds in the NCAA First Round win over Iona (3/15)

2016-17

- Played in six games, averaging 0.2 points and 0.2 rebounds
- Scored his first career point and collected his first career rebound in the season-opening win over Marist (11/11)

2015-16


- Did not see game action while redshirting the season
- Played 10 minutes in the exhibition game against Livingstone (11/4), recording three rebounds

HIGH SCHOOL

- A three-year letterwinner at San Antonio Christian Academy
- Led the school to a 33-8 record as a senior, averaging 13.5 points, 10.2 rebounds and 4.6 blocks per game
- Named to the TAPPS 4A All-District 4 first team and the TAPPS 4A South Regional All-Tournament Team in 2015
- Helped lead San Antonio Christian Academy to a 37-10 mark as a junior with averages of 12.2 points, 7.8 rebounds and 5.6 blocks

PERSONAL

- Born Justin Michael Robinson on Oct. 14, 1996, in San Antonio
- Son of David and Valerie Robinson
- Father was the No. 1 overall pick in the 1987 NBA Draft and played 14 NBA seasons, all with the San Antonio Spurs
- David Robinson was the 1987 National Player of the Year as a senior at Navy and averaged 21.1 points, 10.6 rebounds and 3.0 blocks per game during his professional career; he was enshrined in the Naismith Memorial Basketball Hall of Fame in 2009
- Has two older brothers: Corey, a former football player at Notre Dame, and David
- National Honor Society member



2016-17

2017-18

Opponent	FG	3FG	FT	O-D-R	PF	Pts	A	TO	B	S	MIN
Marist	0-0	0-0	1-2	0-1-1	0	1	0	0	0	0	5
Grand Canyon	dnp										
[7] vs. Kansas	dnp										
vs. Penn State	dnp										
[21] vs. Rhode Island	dnp										
William & Mary	0-0	0-0	0-0	0-0-0	0	0	0	0	0	0	2
Appalachian State	0-0	0-0	0-0	0-0-0	0	0	0	0	0	0	1
Michigan State	dnp										
Maine	dnp										
[21] vs. Florida	dnp										
vs. UNLV	dnp										
Tennessee State	dnp										
vs. Elon	dnp										
at Virginia Tech	dnp										
Georgia Tech	0-0	0-0	0-0	0-0-0	0	0	0	0	0	0	2
Boston College	dnp										
[9] at Florida State	dnp										
[14] at Louisville	dnp										
Miami	dnp										
NC State	dnp										
at Wake Forest	dnp										
[20] at Notre Dame	dnp										
Pittsburgh	dnp										
[8] North Carolina	dnp										
Clemson	dnp										
[14] at Virginia	dnp										
Wake Forest	dnp										
at Syracuse	dnp										
at Miami	dnp										
[15] Florida State	0-0	0-0	0-0	0-0-0	0	0	0	0	0	0	0+
[5] at North Carolina	dnp										
*vs. Clemson	dnp										
*vs. [10] Louisville	dnp										
*vs. [6] North Carolina	dnp										
*vs. [22] Notre Dame	dnp										
+vs. Troy	0-0	0-0	0-0	0-0-0	0	0	0	0	0	0	0+
+vs. South Carolina	dnp										

^ - Game started
 [] - AP ranking
 * - ACC Tournament
 + - NCAA Tournament

Opponent	FG	3FG	FT	O-D-R	PF	Pts	A	TO	B	S	MIN
Elon	0-0	0-0	0-0	0-1-1	0	0	0	0	0	0	5
Utah Valley	dnp										
vs [2] Michigan State	dnp										
Southern	dnp										
Furman	0-0	0-0	0-0	0-0-0	0	0	0	0	0	0	1
vs Portland State	0-0	0-0	0-0	0-1-1	0	0	0	0	0	0	1
vs Texas	dnp										
vs [7] Florida	dnp										
at Indiana	dnp										
South Dakota	0-1	0-1	0-0	0-0-0	1	0	0	0	1	0	4
Saint Francis (Pa.)	2-3	1-2	0-0	0-1-1	0	5	1	1	3	0	8
at Boston College	dnp										
Evansville	2-4	2-4	0-0	0-2-2	1	6	1	0	1	0	13
[24] Florida State	dnp										
at NC State	0-1	0-1	0-0	0-0-0	0	0	0	0	0	0	1
at Pittsburgh	3-5	3-5	1-2	0-2-2	0	10	0	0	3	0	18
Wake Forest	0-1	0-1	0-0	0-0-0	2	0	0	1	1	0	4
[25] at Miami	0-0	0-0	0-0	0-0-0	0	0	0	1	0	0	9
Pittsburgh	0-0	0-0	0-0	0-0-0	2	0	0	1	0	0	5
at Wake Forest	0-0	0-0	0-0	0-0-0	0	0	0	0	0	0	0+
[2] Virginia	dnp										
Notre Dame	0-0	0-0	0-0	0-0-0	0	0	0	0	0	0	2
at St. John's	dnp										
[21] at North Carolina	dnp										
at Georgia Tech	dnp										
Virginia Tech	0-0	0-0	0-0	0-0-0	0	0	0	0	0	0	3
[11] at Clemson	dnp										
Louisville	0-1	0-1	0-0	0-1-1	1	0	0	0	0	0	3
Syracuse	dnp										
at Virginia Tech	dnp										
[9] North Carolina	dnp										
*vs Notre Dame	dnp										
*[12] vs North Carolina	dnp										
+vs Iona	1-2	0-1	0-2	0-3-3	0	2	0	0	0	0	2
+vs Rhode Island	0-1	0-1	0-0	0-0-0	0	0	0	1	0	0	3
+vs Syracuse	dnp										
+ [4] vs Kansas	dnp										

^ - Game started
 [] - AP ranking
 * - ACC Tournament
 + - NCAA Tournament

CAREER STATISTICS

SEASON	GP-GS	MP	FG-FGA	PCT.	3PT-A	PCT.	FT-FTA	PCT.	REB.	AVG.	PF-DQ	AS	TO	BS	ST	TP	AVG.
2016-17	6-0	10	0-0	.000	0-0	.000	1-2	.500	1	0.2	0-0	0	0	0	0	1	0.2
2017-18	17-0	82	8-19	.421	6-17	.353	1-4	.250	11	0.6	7-0	2	5	9	0	23	1.4
Total	23-0	92	8-19	.421	6-17	.353	2-6	.333	12	0.5	7-0	2	5	9	0	24	1.0

CAREER ACC REGULAR SEASON STATISTICS

SEASON	GP-GS	MP	FG-FGA	PCT.	3PT-A	PCT.	FT-FTA	PCT.	REB.	AVG.	PF-DQ	AS	TO	BS	ST	TP	AVG.
2016-17	2-0	2	0-0	.000	0-0	.000	0-0	.000	0	0.0	0-0	0	0	0	0	0	0.0
2017-18	9-0	45	3-8	.375	3-8	.375	1-2	.500	3	0.3	5-0	0	3	4	0	10	1.1
Total	11-0	47	3-8	.375	3-8	.375	1-2	.500	3	0.3	5-0	0	3	4	0	10	0.9

CAREER NCAA TOURNAMENT STATISTICS

SEASON	GP-GS	MP	FG-FGA	PCT.	3PT-A	PCT.	FT-FTA	PCT.	REB.	AVG.	PF-DQ	AS	TO	BS	ST	TP	AVG.
2016-17	1-0	0+	0-0	.000	0-0	.000	0-0	.000	0	0.0	0-0	0	0	0	0	0	0.0
2017-18	2-0	5	1-3	.333	0-2	.000	0-2	.000	3	1.5	0-0	0	1	0	0	2	1.0
Total	3-0	5	1-3	.333	0-2	.000	0-2	.000	3	1.0	0-0	0	1	0	0	2	0.7

CAREER ACC TOURNAMENT STATISTICS


SEASON	GP-GS	MP	FG-FGA	PCT.	3PT-A	PCT.	FT-FTA	PCT.	REB.	AVG.	PF-DQ	AS	TO	BS	ST	TP	AVG.
2016-17	0-0	0	0-0	.000	0-0	.000	0-0	.000	0	0.0	0-0	0	0	0	0	0	0.0
2017-18	0-0	0	0-0	.000	0-0	.000	0-0	.000	0	0.0	0-0	0	0	0	0	0	0.0
Total	0-0	0	0-0	.000	0-0	.000	0-0	.000	0	0.0	0-0	0	0	0	0	0	0.0

CAREER HIGHS

Points	10	at Pittsburgh	1/10/18
Rebounds	3	vs. Iona	3/15/18
Assists	1	2x, last vs. Evansville	12/20/17
Blocks	3	2x, last at Pittsburgh	1/10/18
FG Made	3	at Pittsburgh	1/10/18
3FG Made	3	at Pittsburgh	1/10/18
FT Made	1	2x, last at Pittsburgh	1/10/18
Minutes	18	at Pittsburgh	1/10/18

PRODUCTION

	17-18	CAREER
Double-figure points	1	1
20-pt games	0	0
3+ 3pt FG	1	1
5+ assists	0	0
Dunks	1	1
Three-point plays	0	0
Four-point plays	0	0



30 Antonio Vrankovic

C | 7-0 | 269 | JR-3L
 ZAGREB, CROATIA
 (PINE CREST SCHOOL [FLA.]

CAREER

- Has seen action in 32 career games, averaging 1.6 points and 1.8 rebounds
- Took a step forward as both a scorer and a rebounder as a sophomore in 2016-17
- Gives Duke size and strength around the rim
- Poised to take on an increased role in 2018-19
- Last name is pronounced Vran-koe-vitch

DUKE CANADA TOUR

- Saw action in all three games of the Duke Canada Tour and earned the start in the final contest against McGill
- Averaged 6.0 points and 5.0 rebounds across the three exhibition games in Canada
- Recorded eight points in his lone start of the tour, adding four rebounds, one assist and one block

2017-18

- Played in 14 games, averaging 1.0 points and 1.1 rebounds in 4.7 minutes per game
- Made his season debut in the opener against Elon (11/10), logging three points, three rebounds and an assist in 12 minutes
- Came off the bench to give Duke five key minutes against Michigan State in the Champions Classic (11/14), scoring three points with a rebound and an assist
- Had two points and matched a career-high with two assists against Evansville (12/20)
- Played five minutes in an ACC win over Pittsburgh (1/20) and scored two points with two rebounds
- Had a pair of rebounds in a home win over Virginia Tech (2/14)

2016-17

- Saw time in 13 games, averaging 2.5 points and 2.6 rebounds in 7.8 minutes per appearance
- Part of Duke's first sub group once
- Led the Blue Devils in rebounding once
- Posted five points and a career-high 10 rebounds in the season-opening win over Marist (11/11)
- Played critical minutes in the win over Penn State (11/19) due to injuries and responded with two points and three boards
- Had four points and four rebounds in the home win over William & Mary (11/23)
- Put up a career-high eight points and added five rebounds in Duke's home win over Appalachian State (11/26)

- Matched his career high with eight points in a home win over Maine (12/3)
- Scored two points but made an integral impact on the defensive end against John Collins in Duke's win at Wake Forest (1/28)
- Recorded two points and three rebounds in Duke's first-round NCAA Tournament win over Troy (3/17)

2015-16

- Played in five games, averaging 0.8 points and 1.4 rebounds
- Had his best night of the season in the home win over Bryant (11/14), scoring four points and grabbing three rebounds

HIGH SCHOOL

- A three-year letterwinner at Pine Crest School
- A two-time *Sun Sentinel* first-team all-county honoree, as well as a two-time Class 4A-2A All-Broward first-team selection
- Averaged 27.5 points, 16.1 rebounds and 5.0 blocks per game as a senior
- Scored 55 points in a game against Taravella High School, shooting 24-of-48 from the floor, to tie Brandon Knight's school single-game scoring record
- Averaged 18.7 points, 12.4 rebounds and 3.8 blocks per contest as a junior in 2014
- Posted averages of 10.7 points, 11.3 rebounds and 2.7 blocks as a sophomore

PERSONAL

- Born Antonio Vrankovic on Oct. 28, 1996, in Minneapolis
- Son of Stojko and Lovorka Vrankovic
- Father played five NBA seasons with Celtics, Timberwolves and Clippers during the 1990s; also competed internationally for Yugoslavia, winning Olympic silver medals in 1988 and 1992, as well as FIBA World Cup bronze medals in 1986 and 1994
- Has two older sisters, Andrea and Matea



CAREER STATISTICS

SEASON	GP-GS	MP	FG-FGA	PCT.	3PT-A	PCT.	FT-FTA	PCT.	REB.	AVG.	PF-DQ	AS	TO	BS	ST	TP	AVG.
2015-16	5-0	14	2-2	1.000	0-0	.000	0-0	.000	7	1.4	3-0	0	3	1	1	4	0.8
2016-17	13-0	101	13-19	.684	0-0	.000	7-11	.636	34	2.6	16-0	5	7	4	0	33	2.5
2017-18	14-0	66	6-12	.500	0-0	.000	2-4	.500	15	1.1	11-0	7	4	2	0	14	1.0
Total	32-0	181	21-33	.636	0-0	.000	9-15	.600	56	1.8	30-0	12	14	7	1	51	1.6

CAREER ACC REGULAR SEASON STATISTICS

SEASON	GP-GS	MP	FG-FGA	PCT.	3PT-A	PCT.	FT-FTA	PCT.	REB.	AVG.	PF-DQ	AS	TO	BS	ST	TP	AVG.
2015-16	1-0	1	0-0	.000	0-0	.000	0-0	.000	0	0.0	1-0	0	1	0	0	0	0.0
2016-17	3-0	15	1-1	1.000	0-0	.000	0-0	.000	3	1.0	6-0	1	3	0	0	2	0.7
2017-18	6-0	28	2-5	.400	0-0	.000	0-0	.000	5	0.8	4-0	1	1	0	0	4	0.7
Total	10-0	44	3-6	.500	0-0	.000	0-0	.000	8	0.8	11-0	2	5	0	0	6	0.6

CAREER NCAA TOURNAMENT STATISTICS

SEASON	GP-GS	MP	FG-FGA	PCT.	3PT-A	PCT.	FT-FTA	PCT.	REB.	AVG.	PF-DQ	AS	TO	BS	ST	TP	AVG.
2015-16	0-0	0	0-0	.000	0-0	.000	0-0	.000	0	0.0	0-0	0	0	0	0	0	0.0
2016-17	2-0	4	1-1	1.000	0-0	.000	0-0	.000	3	1.5	1-0	0	0	0	0	2	1.0
2017-18	1-0	2	0-0	.000	0-0	.000	0-0	.000	0	0.0	0-0	0	0	0	0	0	0.0
Total	3-0	6	1-1	1.000	0-0	.000	0-0	.000	3	1.0	1-0	0	0	0	0	2	0.7

CAREER ACC TOURNAMENT STATISTICS

SEASON	GP-GS	MP	FG-FGA	PCT.	3PT-A	PCT.	FT-FTA	PCT.	REB.	AVG.	PF-DQ	AS	TO	BS	ST	TP	AVG.
2015-16	0-0	0	0-0	.000	0-0	.000	0-0	.000	0	0.0	0-0	0	0	0	0	0	0.0
2016-17	1-0	2	0-0	.000	0-0	.000	0-0	.000	1	1.0	0-0	0	0	0	0	0	0.0
2017-18	0-0	0	0-0	.000	0-0	.000	0-0	.000	0	0.0	0-0	0	0	0	0	0	0.0
Total	1-0	2	0-0	.000	0-0	.000	0-0	.000	1	1.0	0-0	0	0	0	0	0	0.0

CAREER HIGHS

Points	8	2x, last vs. Maine	12/3/16
Rebounds	10	vs. Marist	11/11/16
Assists	2	2x, last vs. Evansville	12/20/17
Blocks	2	vs. William & Mary	11/23/16
Steals	1	vs. Bryant	11/14/15
FG Made	4	vs. Maine	12/3/16
FT Made	2	3x, last vs. Appalachian St.	11/26/16
Minutes	19	2x, last vs. Appalachian St.	11/26/16

PRODUCTION

	17-18	CAREER
Double-figure points	0	0
20-pt games	0	0
Double-figure rebounds	0	1
Dunks	0	4
2+ blocks	0	1
Three-point plays	0	0
Charges drawn	0	1

MEDIA GUIDE

2018-19 DUKE MEN'S BASKETBALL

2015-16

Opponent	FG	3FG	FT	O-D-R	PF	Pts	A	TO	B	S	MIN
Siena	0-0	0-0	0-0	1-0-1	0	0	0	0	0	0	1
Bryant	2-2	0-0	0-0	1-2-3	0	4	0	0	0	1	4
[2] vs. Kentucky	dnp										
vs. VCU	dnp										
vs. Georgetown	dnp										
Yale	dnp										
Utah State	0-0	0-0	0-0	0-1-1	2	0	0	2	1	0	4
Indiana	dnp										
Buffalo	dnp										
Georgia Southern	dnp										
vs. Utah	dnp										
Elon	0-0	0-0	0-0	0-2-2	0	0	0	0	0	0	4
Long Beach State	dnp										
at Boston College	dnp										
at Wake Forest	dnp										
Virginia Tech	dnp										
at Clemson	dnp										
Notre Dame	dnp										
Syracuse	dnp										
at NC State	dnp										
[15] at Miami	dnp										
at Georgia Tech	0-0	0-0	0-0	0-0-0	1	0	0	1	0	0	1
NC State	dnp										
[13] Louisville	dnp										
[7] Virginia	dnp										
[5] at North Carolina	dnp										
[18] at Louisville	dnp										
Florida State	dnp										
at Pittsburgh	dnp										
Wake Forest	dnp										
[8] North Carolina	dnp										
*vs. NC State	dnp										
*vs. Notre Dame	dnp										
+vs. UNC Wilmington	dnp										
+vs. Yale	dnp										
+vs. [5] Oregon	dnp										

^ - Game started
 [] - AP ranking
 * - ACC Tournament
 + - NCAA Tournament

2017-18

Opponent	FG	3FG	FT	O-D-R	PF	Pts	A	TO	B	S	MIN
Elon	1-3	0-0	1-2	1-2-3	2	3	1	1	0	0	12
Utah Valley	dnp										
vs [2] Michigan State	1-1	0-0	1-2	0-1-1	2	3	1	0	0	0	5
Southern	0-0	0-0	0-0	1-0-1	0	0	0	0	0	0	1
Furman	0-0	0-0	0-0	0-0-0	0	0	1	0	0	0	3
vs Portland State	dnp										
vs Texas	dnp										
vs [7] Florida	dnp										
at Indiana	dnp										
South Dakota	0-0	0-0	0-0	0-0-0	0	0	0	0	0	0	2
Saint Francis (Pa.)	1-2	0-0	0-0	1-4-5	2	2	1	2	0	0	6
at Boston College	dnp										
Evansville	1-1	0-0	0-0	0-0-0	1	2	2	0	1	0	7
[24] Florida State	dnp										
at NC State	0-0	0-0	0-0	0-0-0	1	0	0	0	0	0	4
at Pittsburgh	1-2	0-0	0-0	0-0-0	2	2	1	0	0	0	7
Wake Forest	0-0	0-0	0-0	0-0-0	1	0	0	0	0	0	6
[25] at Miami	dnp										
Pittsburgh	1-3	0-0	0-0	0-2-2	0	2	0	1	0	0	5
at Wake Forest	dnp										
[2] Virginia	dnp										
Notre Dame	dnp										
at St. John's	dnp										
[21] at North Carolina	dnp										
at Georgia Tech	dnp										
Virginia Tech	0-0	0-0	0-0	2-0-2	0	0	0	0	0	0	4
[11] at Clemson	dnp										
Louisville	0-0	0-0	0-0	0-1-1	0	0	0	0	0	0	2
Syracuse	dnp										
at Virginia Tech	dnp										
[9] North Carolina	dnp										
*vs Notre Dame	dnp										
*[12] vs North Carolina	dnp										
+vs Iona	0-0	0-0	0-0	0-0-0	0	0	0	0	0	0	2
+vs Rhode Island	dnp										
+vs Syracuse	dnp										
+ [4] vs Kansas	dnp										


^ - Game started
 [] - AP ranking
 * - ACC Tournament
 + - NCAA Tournament

2016-17

Opponent	FG	3FG	FT	O-D-R	PF	Pts	A	TO	B	S	MIN
Marist	2-6	0-0	1-2	7-3-10	2	5	1	2	0	0	19
Grand Canyon	0-1	0-0	2-2	1-1-2	1	2	1	0	0	0	5
[7] vs. Kansas	dnp										
vs. Penn State	0-0	0-0	2-2	1-2-3	3	2	0	1	0	0	7
[21] vs. Rhode Island	0-0	0-0	0-0	0-0-0	1	0	0	0	0	0	4
William & Mary	2-2	0-0	0-1	1-3-4	0	4	0	0	2	0	13
Appalachian State	3-3	0-0	2-4	2-3-5	1	8	0	1	1	0	19
Michigan State	dnp										
Maine	4-5	0-0	0-0	1-2-3	1	8	2	0	1	0	13
[21] vs. Florida	dnp										
vs. UNLV	dnp										
Tennessee State	dnp										
vs. Elon	dnp										
at Virginia Tech	dnp										
Georgia Tech	0-0	0-0	0-0	1-2-3	1	0	1	2	0	0	7
Boston College	dnp										
[9] at Florida State	dnp										
[14] at Louisville	dnp										
Miami	dnp										
NC State	dnp										
at Wake Forest	1-1	0-0	0-0	0-0-0	4	2	0	0	0	0	6
[20] at Notre Dame	0-0	0-0	0-0	0-0-0	1	0	0	1	0	0	2
Pittsburgh	dnp										
[8] North Carolina	dnp										
Clemson	dnp										
[14] at Virginia	dnp										
Wake Forest	dnp										
at Syracuse	dnp										
at Miami	dnp										
[15] Florida State	dnp										
[5] at North Carolina	dnp										
*vs. Clemson	0-0	0-0	0-0	0-1-1	0	0	0	0	0	0	2
*vs. [10] Louisville	dnp										
*vs. [16] North Carolina	dnp										
*vs. [22] Notre Dame	dnp										
+vs. Troy	1-1	0-0	0-0	2-1-3	1	2	0	0	0	0	4
+vs. South Carolina	0-0	0-0	0-0	0-0-0	0	0	0	0	0	0	0+

^ - Game started
 [] - AP ranking
 * - ACC Tournament
 + - NCAA Tournament





41 Jack White

F | 6-7 | 222 | JR-2L
TRARALGON, VICTORIA, AUSTRALIA
(AUSTRALIAN INSTITUTE OF SPORT)

CAREER

- Has seen action in 38 games
- A hard-nosed wing with the ability to knock down perimeter shots
- Made great strides during sophomore season as a reliable option off the bench in the front court

DUKE CANADA TOUR

- Started the final two games of the Duke Canada Tour after coming off the bench in the first game as the sixth man
- Tied for third on the team in scoring, averaging 7.3 points per game, while tying for second in rebounding with 6.3 per contest
- Tied for the team lead in three-pointers made, knocking down six over Duke's three exhibition contests in Canada

2017-18

- Played in 28 games, averaging 5.7 minutes per contest and a career-best 1.5 rebounds per game
- Made his season debut in the opener versus Elon (11/10) and played seven minutes with a rebound
- Scored his first bucket of the season the next night versus Utah Valley (11/11) and had a pair of rebounds
- Logged 12 minutes against Evansville (12/20) with two points, four rebounds, a steal and an assist
- In 13 minutes of action versus Pitt (1/10), did not score, but had two rebounds, two assists, two steals and a blocked shot
- Had his breakout game versus Notre Dame (1/29), playing a then-career-high 14 minutes and matching his career-high of five points and pulling down a career-best seven boards
- Logged a career-high 15 minutes against Louisville (2/21) with four points and five rebounds
- Pulled down four rebounds with a blocked shot and a steal against Syracuse (2/24)
- Saw seven minutes of action against Iona in the NCAA First Round (3/15) and had three rebounds, a block and an assist
- Scored his first career points in the NCAA Tournament with a bucket against Rhode Island in the Second Round (3/17)

2016-17

- Played in 10 games, averaging 2.1 points and 1.3 rebounds in 6.1 minutes
- Scored a season-high five points and grabbed two rebounds in the season-opening win over Marist (11/11)
- Had three points in a home win over Grand Canyon (11/12)
- Scored four points in Duke's home win over William & Mary (11/23)
- Netted four points in the home win over Maine (12/3)
- Had three points in Duke's home win over Georgia Tech (1/4)

AUSTRALIA BASKETBALL


- Started all 11 games for Australia at the 2015 FIBA U19 World Championship, averaging 8.3 points and 3.9 rebounds
- Competed for Australia at the 2014 FIBA U17 World Championship and the 2013 FIBA U16 Oceania Championship

HIGH SCHOOL

- A member of the gold medal-winning Victoria Navy team at the U20 Australian Junior Championships, posting 19 points and 11 rebounds in the championship game
- Named Basketball Victoria Male Junior Player of the Year in 2016

PERSONAL

- Born Jackson Thomas White on Aug. 5, 1997, in Traralgon, Victoria, Australia
- Son of Jeff and Rachel White
- Has a twin brother, Ben, and a sister, Emma



2016-17

Opponent	FG	3FG	FT	O-D-R	PF	Pts	A	TO	B	S	MIN
Marist	0-0	0-0	5-6	0-2-2	1	5	0	1	0	0	12
Grand Canyon	1-1	0-0	1-2	0-1-1	0	3	0	0	0	0	4
[7] vs. Kansas	dnp										
vs. Penn State	dnp										
[21] vs. Rhode Island	dnp										
William & Mary	2-3	0-0	0-0	1-0-1	0	4	0	0	1	0	3
Appalachian State	1-2	0-0	0-0	0-2-2	1	2	1	2	0	0	15
Michigan State	dnp										
Maine	1-2	0-1	2-2	0-4-4	0	4	0	0	1	0	10
[21] vs. Florida	dnp										
vs. UNLV	0-0	0-0	0-0	0-1-1	0	0	0	1	0	1	4
Tennessee State	dnp										
vs. Elon	dnp										
at Virginia Tech	0-0	0-0	0-0	1-0-1	1	0	0	0	0	0	3
Georgia Tech	1-1	1-1	0-0	0-1-1	1	3	0	0	0	0	5
Boston College	dnp										
[9] at Florida State	dnp										
[14] at Louisville	dnp										
Miami	dnp										
NC State	dnp										
at Wake Forest	0-0	0-0	0-0	0-0-0	0	0	0	0	0	0	3
[20] at Notre Dame	dnp										
Pittsburgh	dnp										
[8] North Carolina	dnp										
Clemson	dnp										
[14] at Virginia	dnp										
Wake Forest	dnp										
at Syracuse	dnp										
at Miami	dnp										
[15] Florida State	dnp										
[5] at North Carolina	dnp										
*vs. Clemson	dnp										
*vs. [10] Louisville	dnp										
*vs. [6] North Carolina	dnp										
*vs. [22] Notre Dame	dnp										
+vs. Troy	0-0	0-0	0-0	0-0-0	1	0	0	0	0	0	2
+vs. South Carolina	dnp										

^ - Game started
 [] - AP ranking
 * - ACC Tournament
 + - NCAA Tournament

2017-18

Opponent	FG	3FG	FT	O-D-R	PF	Pts	A	TO	B	S	MIN
Elon	0-2	0-2	0-0	0-1-1	0	0	0	0	0	0	7
Utah Valley	1-1	0-0	0-0	1-1-2	0	2	0	0	1	0	2
vs [2] Michigan State	dnp										
Southern	0-0	0-0	0-0	0-1-1	0	0	0	1	0	0	3
Furman	0-0	0-0	0-0	0-1-1	0	0	0	1	0	0	4
vs Portland State	dnp										
vs Texas	dnp										
vs [7] Florida	dnp										
at Indiana	0-0	0-0	0-0	0-0-0	0	0	0	0	0	0	0+
South Dakota	0-1	0-1	2-2	0-0-0	0	2	0	0	0	0	5
Saint Francis (Pa.)	0-1	0-1	0-0	0-1-1	1	0	0	1	0	0	8
at Boston College	dnp										
Evansville	1-1	0-0	0-0	1-3-4	0	2	1	0	0	1	12
[24] Florida State	dnp										
at NC State	0-0	0-0	0-0	0-0-0	0	0	0	0	0	0	1
at Pittsburgh	0-1	0-1	0-0	1-1-2	0	0	2	0	1	2	13
Wake Forest	0-1	0-0	0-0	0-3-3	1	0	0	0	0	0	7
[25] at Miami	0-0	0-0	0-0	0-0-0	0	0	0	0	0	0	1
Pittsburgh	0-0	0-0	0-0	2-2-4	2	0	1	1	1	1	9
at Wake Forest	0-0	0-0	0-0	0-0-0	0	0	0	0	0	0	3
[2] Virginia	dnp										
Notre Dame	2-3	1-1	0-0	2-5-7	1	5	0	0	0	0	14
at St. John's	0-1	0-1	0-0	0-0-0	1	0	0	0	0	1	8
[21] at North Carolina	0-1	0-1	0-0	0-0-0	0	0	0	0	0	0	2
at Georgia Tech	0-0	0-0	0-0	0-0-0	2	0	0	0	1	0	3
Virginia Tech	0-1	0-1	0-0	0-2-2	1	0	1	1	0	0	9
[11] at Clemson	1-1	0-0	0-0	0-1-1	1	2	0	0	0	0	7
Louisville	2-4	0-1	0-0	1-4-5	0	4	0	0	0	0	15
Syracuse	0-0	0-0	0-0	2-2-4	0	0	0	1	1	1	7
at Virginia Tech	1-2	1-2	0-0	0-1-1	0	3	0	0	0	1	4
[9] North Carolina	0-0	0-0	0-0	0-0-0	0	0	0	0	0	1	2
*vs Notre Dame	0-0	0-0	0-0	0-0-0	0	0	0	0	0	0	1
*[12] vs North Carolina	0-0	0-0	0-0	0-0-0	0	0	0	0	0	0	1
+vs Iona	0-0	0-0	0-0	0-3-3	1	0	1	1	1	0	7
+vs Rhode Island	1-1	0-0	0-0	0-1-1	0	2	1	0	0	0	4
+vs Syracuse	dnp										
+ [4] vs Kansas	dnp										

^ - Game started
 [] - AP ranking
 * - ACC Tournament
 + - NCAA Tournament

CAREER STATISTICS

SEASON	GP-GS	MP	FG-FGA	PCT.	3PT-A	PCT.	FT-FTA	PCT.	REB.	AVG.	PF-DQ	AS	TO	BS	ST	TP	AVG.
2016-17	10-0	61	6-9	.667	1-2	.500	8-10	.800	13	1.3	5-0	1	4	2	1	21	2.1
2017-18	28-0	159	9-22	.409	2-12	.167	2-2	1.000	42	1.5	11-0	7	7	6	7	22	0.8
Total	38-0	220	15-31	.484	3-14	.214	10-12	.833	55	1.4	16-0	8	11	8	8	43	1.1

CAREER ACC REGULAR SEASON STATISTICS

SEASON	GP-GS	MP	FG-FGA	PCT.	3PT-A	PCT.	FT-FTA	PCT.	REB.	AVG.	PF-DQ	AS	TO	BS	ST	TP	AVG.
2016-17	3-0	11	1-1	1.000	1-1	1.000	0-0	.000	2	0.7	2-0	0	0	0	0	3	1.0
2017-18	15-0	97	6-14	.429	2-7	.286	0-0	.000	29	1.9	8-0	4	3	4	5	14	0.9
Total	18-0	108	7-15	.467	3-8	.375	0-0	.000	31	1.7	10-0	4	3	4	5	17	0.9

CAREER NCAA TOURNAMENT STATISTICS

SEASON	GP-GS	MP	FG-FGA	PCT.	3PT-A	PCT.	FT-FTA	PCT.	REB.	AVG.	PF-DQ	AS	TO	BS	ST	TP	AVG.
2016-17	1-0	2	0-0	.000	0-0	.000	0-0	.000	0	0.0	1-0	0	0	0	0	0	0.0
2017-18	2-0	11	1-1	1.000	0-0	.000	0-0	.000	4	2.0	1-0	2	1	1	0	2	1.0
Total	3-0	13	1-1	1.000	0-0	.000	0-0	.000	4	1.3	2-0	2	1	1	0	2	0.7

CAREER ACC TOURNAMENT STATISTICS

SEASON	GP-GS	MP	FG-FGA	PCT.	3PT-A	PCT.	FT-FTA	PCT.	REB.	AVG.	PF-DQ	AS	TO	BS	ST	TP	AVG.
2016-17	0-0	0	0-0	.000	0-0	.000	0-0	.000	0	0.0	0-0	0	0	0	0	0	0.0
2017-18	2-0	2	0-0	.000	0-0	.000	0-0	.000	0	0.0	0-0	0	0	0	0	0	0.0
Total	2-0	2	0-0	.000	0-0	.000	0-0	.000	0	0.0	0-0	0	0	0	0	0	0.0

CAREER HIGHS

Points	5	2x, last vs. Notre Dame	1/29/18
Rebounds	7	vs. Notre Dame	1/29/18
Assists	2	at Pittsburgh	1/10/18
Blocks	1	6x, last at Georgia Tech	2/11/18
FG Made	2	3x, last vs. Louisville	2/21/18
3FG Made	1	3x, last at Virginia Tech	2/26/18
FT Made	5	vs. Marist	11/11/16
Minutes	15	2x, last vs. Louisville	2/21/18

PRODUCTION

	17-18	CAREER
Double-figure points	0	0
20-pt games	0	0
3+ 3pt FG	0	0
Double-figure rebounds	0	0
Dunks	5	6
2+ blocks	0	0
Three-point plays	0	0



13

Joey Baker

F | 6-7 | 200 | FR-HS
 FAYETTEVILLE, N.C.
 (TRINITY CHRISTIAN SCHOOL)

DUKE CANADA TOUR

- Saw action in all three games of the Duke Canada Tour, providing a spark for the Blue Devils off the bench
- Averaged 7.0 points and 2.0 rebounds per game, while collecting a pair of steals in the three contests
- Shot an efficient .500 (7-14) from the field over the three exhibition games, including a .455 (5-11) mark from deep

HIGH SCHOOL

- A four-star recruit ranked as the No. 41 overall prospect and No. 3 player in the state of North Carolina in the class of 2018 by ESPN
- Reclassified from the Class of 2019 to 2018 this past summer
- Rated as the No. 33 overall prospect and regarded as the seventh-ranked small forward in the class by 24/7 Sports composite list
- Rated as the No. 48 overall prospect in the 2018 class by Rivals.com

PERSONAL

- Full name is Joseph William Baker
- Born on September 13, 2000, in Fayetteville, N.C.
- Son of Jennifer and Michael Baker
- Has a sister, Annie
- Was on pace to graduate as Trinity Christian's salutatorian before his decision to reclassify





**5
RJ Barrett**

**F | 6-7 | 202 | FR-HS
MISSISSAUGA, ONTARIO, CANADA
(MONTVERDE ACADEMY [FLA.]**

DUKE CANADA TOUR

- Led the team in both points and assists, averaging 30.7 points and 5.0 assists across the three games on the Duke Canada Tour
- Added 6.3 rebounds per game to tie for second on the squad
- Provided a pair of 30-point outings in the first two contests, scoring 34 against Ryerson and 35 against Toronto
- Notched a double-double in the final game of the tour with 23 points and 10 points against McGill

CANADA BASKETBALL

- Was added to the Canadian Senior Men's National Team Training Camp roster in June 2018 and played in a pair of games in the FIBA Basketball World Cup 2019 Americas Qualifiers
- Averaged 21.6 points, 8.3 rebounds and 4.6 assists and was named the Most Valuable Player as Canada won a gold medal at the FIBA U19 Men's Basketball World Cup in Egypt in July 2017
- Had 38 points, 13 rebounds and five assists in Canada's 99-87 semifinal win over the United States in the 2017 FIBA U19 World Cup
- Averaged 18.4 points, 4.6 rebounds and 2.3 assists while helping Canada finish in fifth at the 2016 FIBA U17 World Championships
- Averaged 14.6 points to lead Canada to a silver medal at the 2015 FIBA Americas U16 Championships

HIGH SCHOOL

- A five-star recruit ranked as the No. 1 overall prospect in the class of 2018 by ESPN
- Honored as a McDonald's All-American
- Rated as the No. 1 overall prospect in the class by Rivals.com
- Ranked No. 1 overall in the 2018 recruiting class by Scout.com
- Ranked No. 1 overall in the 2018 24/7 Sports composite list
- Reclassified from the Class of 2019 to 2018
- Selected as the 2017-18 National Gatorade Player of the Year
- Led the 2017 Nike EYBL circuit in scoring, averaging 28.0 points along with 10.8 rebounds and 3.0 assists for the UPlay Canada team
- Earned Most Valuable Player Honors the 2016 Jordan Brand Classic International Game after tallying 22 points and eight assists in the game
- Narrowed his list to Duke, Kentucky and Oregon before signing with the Blue Devils

PERSONAL

- Full name is Rowan Alexander Barrett
- Born on June 16, 2000, in Toronto, Ontario, Canada
- Son of Kesha and Rowan Barrett
- Has a brother, Nathan
- His father played basketball for St. John's and played professionally overseas from 1997 to 2008; is now the Executive Vice President and Assistant General Manager of Canada Basketball
- Mother ran track in college at St. John's
- Godfather is former NBA star Steve Nash





3 Tre Jones

G | 6-2 | 183 | FR-HS
APPLE VALLEY, MINN.
(APPLE VALLEY)

DUKE CANADA TOUR

- Was held out of action on the Duke Canada Tour in August 2018 as he recovered from a hip injury

HIGH SCHOOL

- A five-star recruit ranked as the No. 10 overall prospect and No. 1 point guard in the class of 2018 by ESPN
- Honored as a McDonald's All-American
- Rated as the No. 7 overall prospect and the No. 3 guard in the class by Rivals.com
- Ranked No. 6 overall and the No. 1 rated point guard in the 2018 recruiting class by Scout.com
- Ranked No. 6 overall in the 2018 24/7 Sports composite list
- A two-time recipient of Gatorade Player of the Year award in Minnesota, winning in both 2016-17 and 2017-18 (his brother Tyus earned the honor in 2014)
- Helped Apple Valley capture the 2015 and 2017 Minnesota 4A State title
- Put up 24 points, 18 rebounds and five assists in the state final to propel Apple Valley to the championship
- Averaged 20.4 points, 5.3 rebounds and 7.3 assists on the Nike EYBL circuit in 2017 for the Howard Pulley AAU program
- Averaged 23.5 points, 10.4 rebounds, and 7.5 assists for Apple Valley during the 2016-17 season
- Selected Duke over UCLA, USC, Ohio State, Minnesota and Oregon

PERSONAL

- Full name is Tre Isiah Jones
- Born on January 8, 2000, in Apple Valley, Minn.
- Son of Debbie and Rob Jones
- Has two brothers, Tyus and Jadee
- Older brother, Tyus, played basketball at Duke and oldest brother, Jadee, played basketball at Furman
- Tyus led Duke to the 2015 NCAA Championship and was named Most Outstanding Player at the Final Four that year





2
Cam Reddish

F | 6-8 | 218 | FR-HS
NORRISTOWN, PA.
(WESTTOWN SCHOOL)

DUKE CANADA TOUR

- Was held out of action on the Duke Canada Tour in August 2018 as he recovered from a groin injury

USA BASKETBALL

- Helped the United States earn a bronze medal at the FIBA U19 Men's Basketball World Cup in Cairo, Egypt in July 2017
- Averaged 10.7 points and 4.3 rebounds while leading Team USA with 12 steals in seven games in Egypt

HIGH SCHOOL

- A five-star recruit ranked as the No. 3 overall prospect and No. 2 small forward in the class of 2018 by ESPN
- Honored as a McDonald's All-American
- Rated as the No. 4 overall prospect and No. 3 forward in the class by Rivals.com
- Ranked No. 4 overall and the No. 2 small forward in the 2018 recruiting class by Scout.com
- Ranked No. 4 overall in the 2018 24/7 Sports composite list
- Class 3A Pennsylvania First Team All-State
- Named Mr. PA Basketball following his senior season
- Averaged 16.2 points per game in helping Westtown School win the 2017 Friends' School League Championship
- Averaged 23.8 points, 7.6 rebounds, 3.1 assists, 1.5 steals and 0.9 blocks on the Nike EYBL Circuit in 2017 for the Team Final AAU Program
- Selected Duke over Connecticut, Kentucky, Villanova and UCLA

PERSONAL

- Full name is Cameron Elijah Reddish
- Born on September 1, 1999, in Norristown, Pa.
- Son of Zanthia and Robert Reddish
- Has a brother, Aaron
- Father played basketball at VCU





1 Zion Williamson

F | 6-7 | 285 | FR-HS
SPARTANBURG, S.C.
(SPARTANBURG DAY SCHOOL)

DUKE CANADA TOUR


- Averaged 29.7 points and was the team's leading rebounder at 11.3 per game on the Duke Canada Tour in August 2018
- Also chipped in 10 assists, five blocked shots and was tied for the team lead with seven steals
- Had a pair of double-doubles with 36 points and 13 rebounds against McGill, and debuted with 29 and 13 against Ryerson
- Shot .645 (40-62) from the field over Duke's three exhibition wins in Canada

HIGH SCHOOL

- Five-star recruit ranked as the No. 2 overall prospect in the class of 2018 by ESPN
- Honored as a McDonald's All-American • Represented Team USA at the Nike Hoop Summit
- Rated as the No. 5 overall prospect and the No. 3 small forward in the class by Rivals.com
- Ranked No. 5 overall and the No. 1 power forward in the 2018 recruiting class by Scout.com
- Ranked No. 5 overall and the No. 1 power forward in the 2018 24/7 Sports composite list
- Led Spartanburg Day School to three consecutive South Carolina Class AA state championships
- Averaged 36.4 points, 11.4 rebounds and 3.5 assists during his high school career
- Racked up 37 points, 17 rebounds and six blocks in the 2018 state championship game and 51 points in the 2017 edition
- Named by *USA Today* to the 2017 and 2018 American Family Insurance All-USA Boys Basketball First Team
- Led the USA Red Team to the 2017 adidas Nations Championship

PERSONAL

- Full name is Zion Lateef Williamson
- Born on July 6, 2000, in Salisbury, S.C.
- Son of Sharonda Williamson and stepfather Lee Anderson
- Has a brother, Noah
- His mother ran track at Livingstone College, and his stepfather played basketball at Clemson



STAFF

Mike Krzyzewski	30-41
Nate James	42
Jon Scheyer	43
Chris Carrawell	44
Nolan Smith	45
Basketball Support Staff	46-50
Legacy Fund	51-53
Kevin White	54-55
Senior Administration	56



Mike Krzyzewski
 THE MICHAEL W. KRZYZEWSKI LEADERSHIP
 HEAD COACH
 39TH SEASON AT DUKE
 ARMY, 1969

It does not take long for a conversation about the highest levels of success in the basketball world to turn to the name Krzyzewski. In 38 seasons at Duke, Mike Krzyzewski - a Naismith Hall of Fame coach, five-time national champion and 12-time Final Four participant - has built a dynasty that few programs in the history of the game can match.

No coach in Division I men's basketball history has won more games than Coach K's 1,100.

Krzyzewski will enter the 2018-19 season with a 1,100-338 record in 43 years as a head coach, including a 1,027-279 mark in 38 seasons at Duke. The numbers that illustrate Coach K's career are simply staggering:

- Five national championships (1991, 1992, 2001, 2010, 2015)
- Six gold medals as head coach of the U.S. Men's National Team
- Eight National Players of the Year (10 honors)
- Six National Defensive Players of the Year (nine honors)
- 10 consecutive top-10 AP poll finishes (1997-06)
- 12 National Coach of the Year honors (eight seasons)
- 12 Final Four appearances (tied for most in NCAA history)
- 12 ACC regular season championships
- 14 ACC Tournament championships (most in league history)
- 25 NBA Lottery picks (most in Draft history)
- 32 All-America selections (46 honors)
- 34 NCAA Tournament bids (most by one coach)
- 61 NBA Draft selections, including 38 first-round picks
- 62 ACC Tournament wins (most in league history)
- 94 NCAA Tournament wins (most in NCAA history)
- 116 weeks ranked No. 1 in the AP poll (most by a coach in poll history)
- 474 ACC wins (most in league history)
- 515 weeks ranked in the top 10 of the AP poll (most by a coach in poll history)
- 601 weeks ranked in the AP poll (most by a coach in poll history)
- 1,027 victories at Duke (most in NCAA history at one school)
- 1,100 career wins (most in NCAA history)

WEEKS RANKED NO. 1 AMONG ACTIVE COACHES

HEAD COACH		WEEKS NO. 1 (AP)
1.	Mike Krzyzewski	111
2.	Roy Williams	59
3.	John Calipari	35

ALL-AMERICANS AMONG ACTIVE COACHES (SINCE 1985)

HEAD COACH		ALL-AMERICANS
1.	Mike Krzyzewski	45
2.	Roy Williams	26
3.	Jim Boeheim	17

1st, 2nd or 3rd team selections included; AP, NABC, Sporting News, USBWA

NATIONAL PLAYERS OF THE YEAR (ACTIVE COACHES)

HEAD COACH		PLAYERS OF THE YEAR
1.	Mike Krzyzewski	9
2.	John Calipari	3
	Roy Williams	3

AP, NABC, Naismith, Rupp, USBWA, Wooden

UNCOMMON WINNING

From his first career win as head coach at Army on Nov. 28, 1975, to his 1,100th over Syracuse in the 2018 NCAA Tournament Sweet 16, Krzyzewski has set the standard for winning in Division I men's basketball.


Coach K became the Division I men's career wins leader on Nov. 15, 2011, at Madison Square Garden, moving past his former coach Bob Knight with his 903rd victory. His historic 1,000th career victory came against St. John's at The World's Most Famous Arena on Jan. 25, 2015, as he became the first Division I men's basketball coach to achieve a four-figure win total.

Krzyzewski's 1,027 victories at Duke are an NCAA record by a coach at one school. With 1,027 of the Blue Devils' 2,144 all-time victories, Coach K has presided over nearly half (48 percent) of the men's basketball wins in Duke history.

Duke made history under Krzyzewski's watch by winning an NCAA four-year-record 133 games from 1998-01; the Blue Devils' total, which came against just 15 losses in the timeframe, surpassed the previous record of 132 held by Kentucky.

Krzyzewski has averaged 25.5 wins per season during his tenure in Durham and established NCAA records with 33 20-win seasons and 14 30-win campaigns. The current streak of 21 consecutive 20-win seasons under Coach K is the longest active run in Division I men's basketball and stands





as the second-longest in NCAA history. The Blue Devils collected 29 wins in 2017-18 to reach the 25-win total for the 11th year in a row.

Krzyzewski has won a league-record 474 ACC games (regular season and tournament), passing former North Carolina head coach Dean Smith (422) on Feb. 4, 2015. He has also won an ACC-record 177 conference road games.

HANGING BANNERS

The crown jewels of Krzyzewski's tenure at Duke are the five NCAA championship banners that hang in Cameron Indoor Stadium. Coach K's five national championships are the second most in NCAA history, trailing only the 10 won by former UCLA coach John Wooden. He is one of just two coaches since 1975 to lead a team to back-to-back national titles (1991 and 1992).

Krzyzewski and former Connecticut coach Jim Calhoun are the only coaches in NCAA history to win national championships in three different decades.

Each of Krzyzewski's five national title teams at Duke has blazed its own trail to the top of the ladder:

- The 1991 team knocked off top-ranked and undefeated UNLV, which was riding a 45-game win streak, in the national semifinals before outlasting Kansas to capture the crown
- The 1992 team held the No. 1 ranking for each of that season's 18 AP polls and capped off a 34-2 season with a 20-point win over Michigan in the national championship game
- After a home-finale loss to Maryland for one of the best senior classes in Duke history in 2001, the Blue Devils roared to 10 consecutive victories to end the season; Duke got revenge on Maryland - erasing a 22-point deficit -- in the national semis before a memorable win over Arizona to claim the crown
- The 2010 team was largely ignored as a title contender prior to the season but rode the second-best scoring defense in program history - 61.0 points per game - and the nation's highest-scoring trio in Jon Scheyer, Kyle Singler and Nolan Smith to the program's fourth championship
- The 2015 team started three freshmen and leaned on the senior leadership of Quinn Cook, winning 18 of its last 19 games with just eight recruited scholarship players to put a fifth banner in the Cameron rafters

Coach K's banner-hunting mentality has also translated to unprecedented success on the ACC level.

Duke's historic four-games-in-four-days run to the 2017 ACC Tournament championship was its record 14th under Krzyzewski's guidance. He also finished that title run in Brooklyn with a league-record 61 ACC Tournament victories.

From 1999-03, Duke won a league-record five consecutive ACC Tournament championships. The Blue Devils captured 10 ACC Tournament crowns in a 13-year period from 1999-11.

Coach K first led Duke to the ACC regular-season crown in 1986 and has since increased that total to 12 league titles. From 1997-01, the Blue Devils either won the league outright or shared the crown in five consecutive seasons. In the decade-long stretch from 1997-06, Duke captured seven regular-season conference titles.

KNOCKING ON THE DOOR

Championships are won in March and, as Coach K constantly reminds his players, there are no free passes into the NCAA Tournament. Berths are earned on merit and Coach K has led the Blue Devils into the NCAA Tournament 34 times - more than any other coach in NCAA history.

Coach K has taken Duke to the NCAA Tournament in each of the last 23 seasons, the longest active streak by a coach and the second-longest in NCAA history.

COACH K'S CAREER RECORD

YEAR	SCHOOL	OVERALL	ACC	NOTES
1976	Army	11-14	-	-
1977	Army	20-8	-	-
1978	Army	19-9	-	NIT
1979	Army	14-11	-	-
1980	Army	9-17	-	-
1981	Duke	17-13	6-8 (t5)	NIT
1982	Duke	10-17	4-10 (t6)	-
1983	Duke	11-17	3-11 (7)	-
1984	Duke	24-10	7-7 (t3)	NCAA Tournament
1985	Duke	23-8	8-6 (t4)	NCAA Tournament
1986	Duke	37-3	12-2 (1)	NCAA Final Four (Finalist)
1987	Duke	24-9	9-5 (3)	NCAA Tournament
1988	Duke	28-7	9-5 (3)	NCAA Final Four (Semifinalist)
1989	Duke	28-8	9-5 (t2)	NCAA Final Four (Semifinalist)
1990	Duke	29-9	9-5 (2)	NCAA Final Four (Finalist)
1991	Duke	32-7	11-3 (1)	NCAA Champion
1992	Duke	34-2	14-2 (1)	NCAA Champion
1993	Duke	24-8	10-6 (t3)	NCAA Tournament
1994	Duke	28-6	12-4 (1)	NCAA Final Four (Finalist)
1995	Duke	9-3	0-1	out after back surgery
1996	Duke	18-13	8-8 (t4)	NCAA Tournament
1997	Duke	24-9	12-4 (1)	NCAA Tournament
1998	Duke	32-4	15-1 (1)	NCAA Tournament
1999	Duke	37-2	16-0 (1)	NCAA Final Four (Finalist)
2000	Duke	29-5	15-1 (1)	NCAA Tournament
2001	Duke	35-4	13-3 (t1)	NCAA Champion
2002	Duke	31-4	13-3 (2)	NCAA Tournament
2003	Duke	26-7	11-5 (t2)	NCAA Tournament
2004	Duke	31-6	13-3 (1)	NCAA Final Four (Semifinalist)
2005	Duke	27-6	11-5 (3)	NCAA Tournament
2006	Duke	32-4	14-2 (1)	NCAA Tournament
2007	Duke	22-11	8-8 (t6)	NCAA Tournament
2008	Duke	28-6	13-3 (2)	NCAA Tournament
2009	Duke	30-7	11-5 (t2)	NCAA Tournament
2010	Duke	35-5	13-3 (t1)	NCAA Champion
2011	Duke	32-5	13-3 (2)	NCAA Tournament
2012	Duke	27-7	13-3 (2)	NCAA Tournament
2013	Duke	30-6	14-4 (2)	NCAA Tournament
2014	Duke	26-9	13-5 (3)	NCAA Tournament
2015	Duke	35-4	15-3 (2)	NCAA Champion
2016	Duke	25-11	11-7 (t5)	NCAA Tournament
2017	Duke	28-9	11-7 (t5)	NCAA Tournament
2018	Duke	29-8	13-5 (2)	NCAA Tournament

Career Record (43 years)	1,100-338 (.765)
Duke Record (38 years)	1,027-279 (.786)
ACC Record (regular season)	412-171 (.707)
ACC Tournament Record	62-23 (.729)
NCAA Tournament Record	94-29 (.764)
at Cameron Indoor Stadium	519-64 (.890)

NCAA COACHING WINS CHARTS

CAREER WINS

COACH, SCHOOLS	WINS
1. ^ Mike Krzyzewski, Army & Duke	1,100
2. ^ Jim Boeheim, Syracuse	926
3. Bob Knight, Army, Indiana & Texas Tech	902
4. Dean Smith, North Carolina	879
5. Adolph Rupp, Kentucky	876
6. Jim Calhoun, Northeastern & Connecticut	873
7. ^ Roy Williams, Kansas & North Carolina	842
8. Jim Phelan, Mount St. Mary's	830
9. Eddie Sutton, Creighton, Arkansas, Kentucky, Ok. State & San Fran.	806
10. Lefty Driesell, Davidson, Maryland, James Madison & Georgia State	786

CAREER WINS AT ONE SCHOOL

COACH, SCHOOL	WINS
1. ^ Mike Krzyzewski, Duke	1,027
2. ^ Jim Boeheim, Syracuse	926
3. Dean Smith, North Carolina	879
4. Adolph Rupp, Kentucky	876
5. Jim Phelan, Mount St. Mary's	830
6. Ed Diddle, Western Kentucky	759
7. Ray Meyer, DePaul	724
8. Don Haskins, UTEP	719
9. Denny Crum, Louisville	675
10. Bob Knight, Indiana	662

CAREER ACC WINS (REGULAR SEASON & TOURNAMENT)

COACH, SCHOOLS	WINS
1. ^ Mike Krzyzewski, Duke	474
2. Dean Smith, North Carolina	422
3. Gary Williams, Maryland	210
4. ^ Roy Williams, North Carolina	205
5. Frank McGuire, UNC & South Carolina	160
6. Bobby Cremins, Georgia Tech	149
7. Lefty Driesell, Maryland	139
8. ^ Leonard Hamilton, Florida State	136
8. Vic Bubas, Duke	128
10. Terry Holland, Virginia	126

NCAA TOURNAMENT WINS

COACH, SCHOOLS	WINS
1. ^ Mike Krzyzewski, Duke	94
2. ^ Roy Williams, Kansas & North Carolina	77
3. Dean Smith, North Carolina	65
4. Rick Pitino, Boston Univ., Providence, Kentucky & Louisville	54
5. ^ Jim Boeheim, Syracuse	56
6. Jim Calhoun, Northeastern & Connecticut	49
7. ^ Tom Izzo, Michigan State	48
8. John Wooden, UCLA	47
9. Lute Olson, Iowa & Arizona	46
10. Bob Knight, Indiana & Texas Tech	45

MOST GAMES COACHED (MINIMUM 10 DIVISION I SEASONS)

COACH, SCHOOLS	GAMES
1. ^ Mike Krzyzewski, Army & Duke	1,438
2. Jim Phelan, Mount St. Mary's	1,354
3. ^ Jim Boeheim, Syracuse	1,297
4. Jerry Sloucum, Nyack, Geneva, Gannon, Youngstown State	1,279
5. Rollie Massimino, Stony Brook, Villanova, UNLV, Cleveland St., Keiser	1,277
6. Bob Knight, Army, Indiana & Texas Tech	1,273
7. Jim Calhoun, Northeastern & Connecticut	1,242
8. ^ Cliff Ellis, South Alabama, Clemson, Auburn, Coastal Carolina	1,234
9. Lou Henson, Hardin-Simmons, Illinois & N.M. State	1,191
10. Lefty Driesell, Davidson, Maryland, James Madison & Ga. State	1,180

^ - active coach; games through 2017-18 season

Krzyzewski has done much more than just get his teams into the NCAA Tournament. He and his Duke teams have thrived on the biggest stage in college basketball.

Krzyzewski holds NCAA Tournament records for games coached (123) and wins (94) while ranking second all-time and leading active coaches with a .764 NCAA Tournament winning percentage (min. 20 games). He has reached the Sweet 16 on 24 occasions, five more than any other coach in NCAA history, and has advanced to the Elite Eight 15 times.

Coach K has been a fixture at the Final Four during his Duke tenure, reaching the final weekend 12 times to tie Wooden for the most in NCAA history. His nine national championship game appearances, 21 Final Four games and 14 Final Four wins are all the second-most in the history of the tournament.

From 1986-17, every Duke class except four (1998, 2008, 2009 and 2011) has played in at least one Final Four. Since 1986, 74 of 84 players who have completed four years of eligibility at Duke have played in the Final Four, with 69 having played in at least one NCAA championship game.

Krzyzewski piloted the Blue Devils to five consecutive Final Fours from 1988-92, capturing Duke's first two national championships during that stretch. From 1998-02, Duke earned a No. 1 seed in the NCAA Tournament an unprecedented five years in a row.

INSPIRING GREATNESS

Coach K's leadership and accomplishments have inspired generations of Duke players to strive for heights rarely seen in college basketball.

Eight Duke players have combined to earn 10 National Player of the Year honors during Krzyzewski's tenure, an NCAA record for total NPOY honors by one coach.

From the time Johnny Dawkins claimed the Naismith Trophy in 1986, the list of Duke's National Players of the Year has grown to include Danny Ferry (1989), Christian Laettner (1992), Elton Brand (1999), Shane Battier (2001), Jason Williams (2001, 2002), J.J. Redick (2005, 2006) and Marvin Bagley III (2018).

Battier and Williams shared the major awards in 2001 to become the first duo from the same team to both lay claim to National Player of the Year recognition. Williams became the seventh player in NCAA history to repeat National Player of the Year in 2002 and Redick became the eighth to do so when he garnered the honors in 2005 and 2006.

Coach K has also mentored a group of six players to an NCAA-record nine National Defensive Player of the Year awards during his tenure in Durham. The Blue Devils' nine honors are more than double the next-closest team in college basketball.

Krzyzewski protégés won the first two National Defensive Player of the Year awards, as Tommy Amaker earned the inaugural honor in 1987 and Billy King followed up in 1988. Grant Hill (1993) and Steve Wojciechowski (1998) added to the list before Battier joined Tim Duncan as the only players to win three consecutive National Defensive Player of the Year awards, garnering the trophy in 1999, 2000 and 2001.

Shelden Williams parlayed his dominant rebounding and shot-blocking prowess into NDPOY accolades in both 2005 and 2006, becoming one of just six players in the history of the award to win it multiple times.

Coach K also has a history-making track record with the youngest members of his program, tutoring three players to the Wayman Tisdale Award for National Freshman of the Year, and



one to the NABC National Freshman of the Year honor. Duke's three honors are the most in the history of the Tisdale Award, which originated in 1989.

Luol Deng was the first Duke player to claim the honor in 2004 before Jabari Parker and Jahliil Okafor won the award in 2014 and 2015, respectively. Duke is one of only two programs to have players win the Wayman Tisdale Award in consecutive seasons. Bagley III claimed the NABC's honor in 2018.

Producing All-Americans has become the norm at Duke under Coach K, who has mentored a group of 32 players who have combined to earn 46 All-America honors. He has coached an All-American in 30 of his 38 seasons at Duke, including each of the last 11.

In his time in Durham, Krzyzewski has coached 20 players who have been named consensus All-Americans a combined 27 times. A storied list of players who have earned consensus first-team All-America honors in consecutive seasons under Coach K includes Dawkins (1985, 1986), Jason Williams (2001, 2002) and Redick (2005, 2006).

In 2006, Redick and Shelden Williams were both named consensus first-team All-Americans, marking just the ninth time in college basketball history and the first time since Battier and Jason Williams in 2001 that teammates garnered that recognition.

Krzyzewski has coached 10 Duke players to a total of 12 ACC Player of the Year awards, led by two-time winners Ferry and Redick. Okafor made history in 2015 when he became the first freshman to collect ACC Player of the Year honors, and Bagley III became the second in 2018.

Coach K has led seven Duke players to ACC Freshman of the Year honors - including four of the last five in Parker (2014), Okafor (2015), Brandon Ingram (2016) and Bagley (2018) - as well as a total of three ACC Defensive Player of the Year awards with Shelden Williams winning in 2005 and 2006, and DeMarcus Nelson following up in 2008.

Krzyzewski has proven to be the standard bearer in the coaching profession for attracting the most top-end talent, as he has enticed 66 McDonald's All-Americans to play for him at Duke - the most all-time by a coach. Duke has signed at least one McDonald's All-American in each of the last 34 years, the longest streak in the nation by 25 years.

Five Duke signees have claimed at least a share of MVP honors at the McDonald's All-American Game: Bobby Hurlley (1989), Redick (2002), Josh McRoberts (2005), Okafor (2014) and Frank Jackson (2016).

Ricky Price (1994), Gerald Henderson (2006), Grayson Allen (2014), Jackson (2016) and Zion Williamson (2018) have each won the McDAAG dunk contest; Chris Collins (1992), Trajan Langdon (1994), Nate James (1996), Battier (1997), Chris Duhon (2000), Redick (2002), Ryan Kelly (2009), Rasheed Sulaimon (2012), Luke Kennard (2015) and Cam Reddish (2018) have won the three-point contest; Nolan Smith (2007), Tyus Jones (2014) and Jayson Tatum (2016) have each won the skills contest.

RANKING AMONG THE BEST

Duke has been a fixture in the Associated Press poll during Coach K's career. Of the 1,306 games Krzyzewski has coached at Duke, 1,161 - 88.6 percent - have been as a ranked team. The Blue Devils are 946-215 (.815) as a ranked team under Coach K.

Duke has spent 116 weeks at No. 1 in the AP poll, 515 weeks in the top 10 and 601 weeks in the top 25 under Coach K, all of which lead active coaches. Three of the 10-longest rankings streaks in AP poll history have come at Duke under Krzyzewski's direction, including a 200-week streak from 1996-07 that stands as the second-longest in history.

Coach K has taken top-ranked Duke teams into games on 235 occasions and compiled a 205-30 (.872) record as the AP's No. 1 team, ranking first in poll history in number of games and second in wins as coach of a top-ranked squad.

He has guided Duke to the top of the poll at least one time in a poll-record 17 different seasons. From 1999-02, Coach K's Duke teams finished No. 1 in the season's final AP poll an unprecedented four consecutive times. Since he first led the Blue Devils to the top of the poll in 1986, Coach K's Duke teams have finished the season ranked No. 1 seven times - more than double the next-best team in that timeframe.

Duke also achieved at least one No. 1 ranking in seven straight seasons from 1998-04, the second-longest streak in poll history.

STRENGTH AT HOME

Cameron Indoor Stadium has always been a formidable mountain for visiting teams to climb, but that has taken on new meaning during Krzyzewski's time in Durham. The Blue Devils have an active streak of 438 consecutive sellouts at Cameron that dates back to Nov. 26, 1990, and stands as the longest in either college basketball or the NBA.

NCAA COACHING CHARTS

CONSECUTIVE 20+ WIN SEASONS - ACTIVE

COACH, SCHOOLS (YEARS)	SEASONS
1. Mike Krzyzewski, Duke (1997-2017)	22
2. Bill Self, Tulsa, Illinois & Kansas (1999-2017)	20
3. Mark Few, Gonzaga (2000-17)	19
4. Roy Williams, North Carolina (2005-17)	14

MOST 20+ WIN SEASONS

COACH, SCHOOLS	SEASONS
1. ^ Mike Krzyzewski, Army & Duke	34
2. ^ Jim Boeheim, Syracuse	33
3. Dean Smith, North Carolina	30
4. Bob Knight, Army, Indiana & Texas Tech	29
5. Lute Olson, Long Beach State, Iowa & Arizona	28
6. ^ Roy Williams, Kansas & North Carolina	28
7. ^ Bob Huggins, Akron, Cincinnati, Kansas St. & West Virginia	27
8. Eddie Sutton, Creighton, Arkansas, Kentucky, Oklahoma St. & San Francisco	25
Jerry Tarkanian, Long Beach St., UNLV & Fresno St.	25
Rick Pitino, Hawaii, Boston Univ., Providence, Kentucky & Louisville	25

MOST 30+ WIN SEASONS

COACH, SCHOOLS	SEASONS
1. ^ Mike Krzyzewski, Duke	14
2. ^ Roy Williams, Kansas & North Carolina	12
3. ^ Bill Self, Oral Roberts, Tulsa, Illinois & Kansas	10
3. ^ John Calipari, UMass, Memphis & Kentucky	9
5. Jim Calhoun, Connecticut	8
Rick Pitino, Hawaii, Boston Univ., Providence, Kentucky & Louisville	8
7. ^ Jim Boeheim, Syracuse	6
8. ^ Sean Miller, Xavier & Arizona	5
^ Jay Wright, Villanova	5
10. Bob Knight, Army, Indiana & Texas Tech	4
Jerry Tarkanian, Long Beach St., UNLV & Fresno St.	4
Nolan Richardson, Tulsa & Arkansas	4
Adolph Rupp, Kentucky	4
Bo Ryan, Milwaukee & Wisconsin	4
John Wooden, Indiana St. & UCLA	4

MOST NCAA CHAMPIONSHIPS

HEAD COACH	TITLES
1. John Wooden, UCLA	10
2. ^ Mike Krzyzewski, Duke	5
3. Adolph Rupp, Kentucky	4

MOST NCAA FINAL FOUR APPEARANCES

HEAD COACH	FINAL FOURS
1. ^ Mike Krzyzewski, Duke	12
John Wooden, UCLA	12
3. Dean Smith, North Carolina	11
4. ^ Roy Williams, Kansas & North Carolina	9
5. ^ Tom Izzo, Michigan State	7
Rick Pitino, Providence, Kentucky & Louisville	7
7. Denny Crum, Louisville	6
Adolph Rupp, Kentucky	6

HIGHEST NCAA TOURNAMENT WINNING PCT.

HEAD COACH	W	L	PCT.
1. John Wooden, UCLA	47	10	.825
2. ^ Mike Krzyzewski, Duke	94	29	.764
3. ^ Roy Williams, Kansas & North Carolina	77	25	.755
4. Billy Donovan, Florida	35	12	.745
5. Rick Pitino, Boston Univ., Prov., Kentucky & Louisville	54	19	.740
6. ^ John Calipari, UMass, Memphis & Kentucky *	42	16	.724
7. ^ Tom Izzo, Michigan State	48	20	.706

Minimum 20 NCAA Tournament games; * record adjusted for vacated games

^ - active coach; games through 2017-18 season

Coach K has accrued a 519-64 (.890) record and orchestrated 11 undefeated seasons at Cameron. His 500th victory at Duke's fabled home arena came in a victory over Pittsburgh on Feb. 4, 2017.

This decade alone, Coach K has led the Blue Devils to a 140-9 (.940) record at Cameron Indoor Stadium to rank third nationally in home winning percentage over that stretch.

Krzyzewski's Duke teams have been particularly inhospitable to visiting non-conference teams since he arrived on campus. The Blue Devils have won 270 of their last 273 non-conference home games, including an NCAA-best active streak of 139 consecutive non-conference wins at Cameron that more than triples the next-best streak in Division I.

Each of the five-longest home winning streaks in Duke history have come during the Krzyzewski Era, including an ACC-record 46-game run from Jan. 13, 1997, to Feb. 9, 2000.

Given his accomplishments in Duke's home venue, it was only fitting that the university officially named Cameron Indoor Stadium's playing surface Coach K Court on Nov. 17, 2000.

NEXT-LEVEL PREPARATION

Under Coach K, the NBA Draft has become an annual rite of passage for Duke players into the highest level of professional basketball.

Krzyzewski has tutored 61 NBA Draft picks during his time at Duke, including a total of 38 first-round selections that leads all active coaches. Duke has had at least one player taken in 31 of the 38 NBA Drafts during the Krzyzewski Era.

Since the inception of the NBA Draft Lottery in 1985, Coach K and Duke have produced 25 lottery picks - a draft-record total for both a school and a coach. The feat is even more impressive when considering that the rest of the field had a four-year head start on Duke before Danny Ferry became the school's first lottery pick in 1989.

Coach K has placed 11 freshmen in the NBA Lottery, including at least one in each of the last five years: Corey Maggette (1999), Deng (2004), Kyrie Irving (2011), Austin Rivers (2012), Parker (2014), Okafor (2015), Justise Winslow (2015), Brandon Ingram (2016), Jayson Tatum (2017), Bagley III (2018) and Wendell Carter, Jr. (2018).

The NBA Draft experienced a first in 1999 courtesy of Coach K's Blue Devils, as Brand (1st), Langdon (11th), Maggette (13th) and William Avery (14th) made Duke the first program to have four players selected in the first round of a single draft. In 2002, two Coach K protégés joined rare company when Jason Williams (2nd) and Mike Dunleavy (3rd) became just the seconds of teammates - and first in more than three decades - to be taken among the top three picks of an NBA Draft.

Through the 2017-18 season, Coach K's former Duke players have accumulated \$1.37 billion in NBA salaries. Lottery selections who played for Krzyzewski at Duke have combined to earn approximately \$950 million, an average of just over \$45 million per individual.

FOCUS ON THE CLASSROOM

The term "student-athlete" is not one that is taken for granted in Coach K's Duke program. Krzyzewski's charges have combined to earn All-ACC Academic Team honors 71 times during his tenure, including at least one in each of the last 24 seasons.

Under Coach K's watch, Duke has produced multiple All-ACC Academic selections in 11 consecutive years. The 2015 NCAA championship team featured a program-high five All-ACC Academic honorees. Quin Snyder, Amile Jefferson and Grayson Allen are the only players in Duke history to earn All-ACC Academic honors four times. Jefferson, a three-time captain, departed the university in 2017 with both bachelor's and master's degrees.

Krzyzewski has had six players collect a total of nine CoSIDA Academic All-America honors, headlined by two-time first-team honorees Battier (2000, 2001) and Mason Plumlee (2012, 2013). Allen became the sixth in 2016 when he garnered second-team accolades, joining Greg Paulus, Mike Dunleavy and Quin Snyder.

In 2015, Battier became the first of Coach K's players to be inducted into the CoSIDA Academic All-America Hall of Fame.

Krzyzewski has been an executive-in-residence at Duke University's Fuqua School of Business since 2001 and helped found the Coach K Center on Leadership & Ethics (COLE).

RECOGNITION

Fittingly, Coach K has earned nearly every award imaginable. The crown jewel of that haul, however, came in 2001 when he was inducted into the Naismith Basketball Hall of Fame.

Since his enshrinement in Springfield, Mass., Krzyzewski has also been inducted into the Army Sports Hall of Fame (2009), the Chicagoland Sports Hall of Fame (2010) and the Duke Athletics Hall of Fame (2011).

Coach K has been named National Coach of the Year by major organizations a dozen times in eight different seasons, most recently in 2001. In 2004, he was named the Claire Bee Coach of the Year, an award that honors the active Division I men's basketball coach who has made the most significant positive contribution to the sport during the preceding year.

He has been voted ACC Coach of the Year five times, most recently in 2000. His five ACC COY awards are the second-most in league history.

Coach K has also been the recipient of the Wayman Tisdale Humanitarian Award (2012) and the Lapchick Character Award (2015).

Numerous publications have singled out Coach K for his extraordinary leadership and accomplishments, beginning in 1992 when The Sporting News made him the first college coach to earn its Sportsman of the Year honor. In a 2001 joint venture, TIME and CNN dubbed Krzyzewski "America's Best Coach;" the outlets' criteria for the honor did not limit candidates to any sport or level of competition.

MIKE KRZYZEWSKI & USA BASKETBALL EXPERIENCE

Mike Krzyzewski has been a driving force in the USA's international basketball development program. Here's a list of his international coaching and administrative experience:

Year	Team	Record	Medal
1979	USA Pan American Games Team Assistant Coach	9-0	Gold Medal
1983	USA Olympic Festival South Team Head Coach	3-1	Gold Medal
1984	USA Olympic Team Trials Assistant Coach		Not Applicable
1984	USA Olympic Team Special Assistant	8-0	Gold Medal
1987	USA World University Games Team Head Coach	7-1	Silver Medal
1990	USA Goodwill Games Team Head Coach	3-2	Silver Medal
1990	USA World Championship Team Head Coach	6-2	Bronze Medal
1992	USA Olympic Qualifying Team Assistant Coach	6-0	Gold Medal
1992	USA Olympic Team Assistant Coach - Barcelona Olympics	8-0	Gold Medal
2006	USA Senior National Team Head Coach - USA National Team Tour	5-0	
2006	USA Senior National Team Head Coach - FIBA World Championship	8-1	Bronze Medal
2007	USA Senior National Team Head Coach - FIBA Americas Championship	10-0	Gold Medal
2008	USA Senior National Team Head Coach - USA National Team Tour	5-0	
2008	USA Senior National Team Head Coach - Beijing Olympics	8-0	Gold Medal
2010	USA Senior National Team Head Coach - USA National Team Tour	4-0	
2010	USA Senior National Team Head Coach - FIBA World Championship	9-0	Gold Medal
2012	USA Senior National Team Head Coach - USA National Team Tour	5-0	
2012	USA Senior National Team Head Coach - London Olympics	8-0	Gold Medal
2014	USA Senior National Team Head Coach - USA National Team Tour	4-0	
2014	USA Senior National Team Head Coach - FIBA World Cup	9-0	Gold Medal
2016	USA Senior National Team Head Coach - Rio Olympics	8-0	Gold Medal
Totals	15 International Medal Competitions	133-7 (.950)	11 Gold / 2 Silver / 2 Bronze



Coach K was named Sportsman of the Year by *Sports Illustrated* in 2011. He shared the cover with Pat Summitt, the late, legendary Tennessee women's basketball coach. In 2018, Nike honored Duke's longtime coach with the Michael Krzyzewski Fitness Center - a state-of-the-art, 47,000-square foot facility on Nike's campus in Portland.

Long known for his patriotism, Krzyzewski has received several awards in recognition of his service to the United States.

In 2005, he became the youngest recipient of the Distinguished Graduate Award at the United States Military Academy. He was also the recipient of the Marshall Medal in 2014, the highest award presented by the Association of the United States Army. The Marshall Medal is awarded annually to an individual who has exhibited selfless service to the United States of America.

Coach K has been named USA Basketball Coach of the Year seven times (2006, 2007, 2008, 2010, 2012, 2014, 2016). He also received the United States Sports Academy's Amos Alonzo Stagg Coaching Award in 1992, 2009 and 2012.

REPRESENTING THE USA

While establishing Duke as one of college basketball's dynastic programs, Krzyzewski simultaneously spent more than decade as one of the architects of the revitalization of USA Basketball. Following his appointment as head coach of the United States National Team on Oct. 26, 2005, Coach K presided over one of the golden eras of USA Basketball.

During his tenure at the helm of the program, the U.S. National Team amassed an extraordinary 88-1 record and claimed gold medals at the 2007 FIBA Americas Championship, 2008 Beijing Olympics, 2010 FIBA World Championship, 2012 London Olympics, 2014 FIBA World Cup and 2016 Rio Olympics, as well as a bronze medal at the 2006 FIBA World Championship. Coach K was 24-0 in the Olympics as head coach of the USMNT and his time at the helm ended with the team in the midst of a National Team-record 76-game winning streak that began in 2006.

When combined with his five NCAA championships, Krzyzewski's three Olympic gold medals and two World Cup golds give him a total of 10 major championships during his head coaching career. That total is tied for second-most all-time, just one behind the 11 (all NBA) championships won by Phil Jackson.

Coach K finished his tenure as U.S. National Team head coach with a flourish in Rio de Janeiro in 2016, defeating Serbia for the Olympic gold medal. With the win, he became the first coach - man or woman - to lead a country to three Olympic basketball gold medals - and did so consecutively.

The history made in Rio almost never was, as Coach K announced that he would not return as USMNT coach following the USA's record-setting performance to win the gold medal at the London Olympics in 2012. Jerry Colangelo's persistence paid off in May 2013 when Coach K announced that he would return for a third term.

Krzyzewski's first Olympics as head coach - the 2008 Beijing Games - was nearly as important for its perception-altering effect on the U.S. National Team as it was for the gold medal the squad brought home. The squad won over fans with its unselfishness on the court, patriotic

support of Team USA as a whole and first-class demeanor throughout the tournament - all signature Coach K values.

The historic accomplishments of the Krzyzewski Era of USA Basketball also applied to the FIBA World Championship (later renamed the FIBA World Cup).

Coach K led the U.S. to the top of the podium at the 2010 World Championship to claim the Americans' first gold at the event since 1994. There was no drop-off when the 2014 event rolled around as Krzyzewski presided over a second consecutive world title for the U.S. With the repeat victory, the U.S. became only the third country to win back-to-back FIBA world titles since the event was initiated in 1950.

While Coach K's tenure at the helm of the U.S. National Team is one of the bright spots in USA Basketball history, his affiliation with the sport's governing body in the U.S. stretches back nearly four decades.

After getting his start in 1983 at the National Sports Festival - winning a gold medal - and the Pan Am Games, Krzyzewski was a special assistant to mentor Bob Knight on the 1984 Olympic Team that captured gold in Los Angeles.

Coach K was also an assistant on the "Dream Team," potentially the greatest team ever assembled and the gold medal-winning squad at the 1992 Barcelona Olympics. In all, Krzyzewski was a member of five gold medal-winning Olympic coaching staffs during his international career and helped the United States to a 40-0 record in those tournaments.

Duke players have also had a prominent impact in the Olympics as nine of Krzyzewski's former players have competed in the Games for five different countries. Irving made his first Olympic Team in 2016 after winning MVP honors at the 2014 FIBA World Cup.

Six of Coach K's former players - Brand, Duhon, Irving, Laettner, Parker and Shelden Williams - have been named USA Basketball Male Athlete of the Year.

THE COACHING TREE

Sustained success under Coach K has resulted in coaching opportunities for several of his former players, as well as his former assistant coaches from both Duke and Army. More than

KRZYZEWSKI'S COACHING/FRONT OFFICE TREE

FORMER PLAYERS		FORMER ASSISTANT COACHES	
Chip Engelland	Duke '83	Shelden Williams	Duke '06
Assistant Coach	San Antonio Spurs	G League Asst. Coach	Atlanta Hawks
Todd Anderson	Duke '85	Sean Dockery	Duke '06
Assistant Coach	Pro Basketball - Qatar	G League Asst. Coach	Memphis Grizzlies
Johnny Dawkins	Duke '86	Dave McClure	Duke '09
Head Coach	Central Florida	Assistant Coach	Indiana Pacers
David Henderson	Duke '86	Martynas Pocius	Duke '09
Operations Assistant	Cleveland Cavaliers	Operations Assistant	Denver Nuggets
Tommy Amaker	Duke '87	Jon Scheyer	Duke '10
Head Coach	Harvard	Associate Head Coach	Duke
Danny Ferry	Duke '89	Nolan Smith	Duke '11
Special Advisor	New Orleans Pelicans	Director of Basketball Operations	Duke
Quin Snyder	Duke '89		
Head Coach	Utah Jazz		
Bobby Hurley	Duke '93		
Head Coach	Arizona State		
Grant Hill	Duke '94		
Atlanta Hawks	Owner		
Antonio Lang	Duke '94		
Assistant Coach	Utah Jazz		
Chris Collins	Duke '96		
Head Coach	Northwestern		
Jeff Capel	Duke '97		
Head Coach	Pittsburgh		
Steve Wojciechowski	Duke '98		
Head Coach	Marquette		
Elton Brand	Duke '99		
General Manager	Philadelphia 76ers		
Trajan Langdon	Duke '99		
Assistant GM	Brooklyn Nets		
Chris Carrawell	Duke '00		
Assistant Coach	Duke		
Nate James	Duke '01		
Associate Head Coach	Duke		
Shane Battier	Duke '01		
VP/Analytics & Development	Miami Heat		
Mike Dunleavy, Jr.	Duke '02		
Scout	Golden State Warriors		

* - former director of basketball operations
 % - former staff assistant
 \$ - former student manager
 As of Sept. 20, 2018



20 of Coach K's former players or assistants are currently either coaching or working in front office roles across professional and college basketball.

Seven of Coach K's former players or assistants are currently Division I head coaches: Tommy Amaker (Harvard), Mike Brey (Notre Dame), Chris Collins (Northwestern), Johnny Dawkins (Central Florida), Bobby Hurley (Arizona State), Steve Wojciechowski (Marquette) and Jeff Capel (Pittsburgh). Quin Snyder is currently the head coach of the NBA's Utah Jazz, headlining a long list of former players, staff and managers that are connected to the NBA. That list also includes Grant Hill as part-owner of the Atlanta Hawks, Elton Brand as general manager of the Philadelphia 76ers, Trajan Langdon as assistant general manager of the Brooklyn Nets and Shane Battier as vice president of analytics and development for the Miami Heat.

Krzyzewski has shown a firm commitment to taking care of his own, having at least three former Duke captains on his staff every season since 1996-97. The Blue Devils have won three NCAA titles, 11 ACC Tournament championships and eight ACC regular season crowns during that time.

The 2018-19 staff of Nate James (associate head coach), Scheyer (associate head coach), Chris Carrawell (assistant coach) and Nolan Smith (director of basketball operations) all held the captain role during their playing careers at Duke.

GIVING BACK

Krzyzewski has been diligently committed to public service, both locally and nationally, throughout his coaching career. He is currently serving on boards for, while also assuming vital roles with, the Duke Children's Hospital, the Jimmy V Foundation for Cancer Research, the NABC Foundation, the CEO Roundtable on Cancer and the Emily Krzyzewski Center.

On Jan. 18, 2014, former President and co-founder of C-Change George H.W. Bush traveled to Durham to recognize Krzyzewski for his personal commitment and leadership in working to eliminate cancer as a public health threat. Coach K followed President Bush as honorary co-chair of C-Change from 2006-15, when the organization reconstituted.

Coach K is on the board of the Jimmy V Foundation for Cancer Research and has been active in the foundation since its inception in 1993. He and his wife, Mickie, have hosted the V Foundation Napa Valley Wine Celebration a record 14 times, an event that has raised tens of millions of dollars for cancer research.

An honorary chairman of the Duke Children's Hospital, Coach K participates in the Children's Hospital Radiothon and has been active in past events such as the Duke Children's Miracle Network Telethon and the Duke Children's Classic.

Coach K's philanthropic activities also include the establishment and funding of the Emily Krzyzewski Center, a community center in Durham named in honor of his late mother. The Center's mission is to inspire economically disadvantaged students to dream big, act with character and purpose, strive for academic excellence and reach their highest potential as future citizen leaders. In May 2018, Coach K and his wife Mickie announced their single-largest philanthropic gift, a \$3 million donation to the Emily K Center to kick start a \$15 million fundraising campaign for the Durham-based Center.

In 2002, several former Duke stars, including Grant Hill, Laettner, Battier, Dunleavy and Ferry, returned to campus for the Duke All-Star Charity Hoopla, which helped raise significant funds for the Duke/Durham Neighborhood Partnership and the Emily K Center. Today, the K Academy - Duke's fantasy basketball camp - annually raises more than \$250,000 in support of the Center.

Coach K was recognized as the first winner of the NABC Literacy Champion Award in 2000, earning a \$10,000 donation from GTE (now Verizon) to support Duke Athletics' literacy program, Read with the Blue Devils.

The Duke University culture, its students and its staff are also an important part of Krzyzewski's life. The university recognized his vital role on campus in 1997 when it awarded him the Medal of Honor - Duke's highest honor - at the University Founders' Day Convocation.

In September 2001, he and Mickie created the Krzyzewski Family Scholarship Endowment for Duke students from the Carolinas. The \$100,000 scholarship, the result of the Krzyzewskis' gift and additional funds from the Duke Endowment of Charlotte, provides assistance to undergraduates from North and South Carolina.

During the fall of 2002, Coach K received an Honorary Alumnus Award from the Duke Medical Center for his contributions to the Duke Children's Health Center.

Coach K added another thread to his Duke legacy in 2016 when he was selected to give the commencement address to the university's graduating class.

Krzyzewski has co-authored a total of five books and has added the title of "best-selling author" to his already lengthy list of accomplishments.

His first venture as an author came with Duke Sports Hall of Famer Bill Brill and was entitled, "A Season is a Lifetime." The book chronicled the Blue Devils' 1992 national championship season.

Coach K has authored two books with Texas writer Don Phillips. The first, "Leading with the Heart," emphasized Krzyzewski's successful strategies for basketball, business and life. It was released in 2000 and reached the New York Times best-seller list.

MEDIA GUIDE

He and Phillips teamed up again for "Five-Point Play," released in the fall of 2001. The book relived Duke's journey to the 2001 national title.

Coach K and his daughter, Jamie K. Spatola, have also authored two books together. The first, "Beyond Basketball: Coach K's Keywords for Success," was released in October 2006. Following the 2008 Olympics, the father and daughter collaborated on "The Gold Standard: Building a World-Class Team," which featured Coach K's guide to team building, illustrated with experiences from his three years coaching the team that would ultimately win Olympic gold.

Since 2005, Krzyzewski has hosted an hour-long radio show, "Basketball and Beyond with Coach K," on SiriusXM. The show, which runs weekly throughout the college basketball season, features Coach K interviewing successful people from various walks of life, including sports, pop culture, politics and more.

PRIOR TO DUKE

Coach K's disciplined, mentally tough teams can be seen as an extension of his own upbringing. Krzyzewski went to West Point and enrolled in the U.S. Military Academy to receive a quality education, play basketball and become an officer in the Army.

From 1969-74, Krzyzewski served his country, directing service teams for three years and serving a two-year stint as head coach at the U.S. Military Academy Prep School in Belvoir, Va. In 1974, he resigned from the Army having attained the rank of Captain.

When Coach K was just 26, Knight, his former coach at Army, offered him a graduate assistantship at Indiana University. That 1975 squad posted an 18-0 mark in the Big Ten and a 31-1 overall record.

Prior to his arrival at Duke in 1980, Krzyzewski spent five years building the program at his alma mater in West Point. He led the Cadets to one NIT berth, one ECAC playoff appearance and an overall record of 73-59.

2018-19 DUKE MEN'S BASKETBALL



COACH K QUICK FACTS

BORN

Michael William Krzyzewski
February 13, 1947
Chicago, Ill.

HIGH SCHOOL

Weber High School
Chicago, Ill.

COLLEGE CAREER

Three-year letterman
Army, 1967-69

COLLEGE DEGREE

B.S., U.S.M.A.
June, 1969

COLLEGE HONORS

Team Captain, 1968-69
Second-Team All-NIT, 1969
North-South Game, 1969

MILITARY SERVICE

Army Officer, 1969-74
Resigned as Captain, 1974

COACHING CAREER

Head Coach Service Teams, 1969-72
Head Coach, U.S.M.A. Prep School (Fort Belvoir, Va.), 1972-74
Graduate Assistant Coach, Indiana University, 1974-75
Head Coach, United States Military Academy, 1975-80
Head Coach, Duke University, 1980-present
United States National Team Head Coach, 2006-16

COACHING HONORS

Head Coach, United States National Team - 2006-16 (88-1 record)
USA Basketball National Coach of the Year - 2006, 2007, 2008, 2010, 2012, 2014, 2016
U.S. Head Coach, Olympics - 2008, 2012, 2016
U.S. Assistant Coach, Olympics - 1992
U.S. Head Coach, FIBA World Championship/World Cup - 2010, 2014
U.S. Head Coach, World Championships and Goodwill Games - 1990
National Coach of the Year - 1986, 1989, 1991, 1992, 1997, 1999, 2000, 2001
NABC District Coach of the Year - 1977, 1984, 1992, 1994, 2011
ACC Coach of the Year - 1984, 1986, 1997, 1999, 2000
Claire Bee Coach of the Year - 2004
President, NABC - 1998-99
Naismith Memorial Basketball Hall of Fame inductee - 2001
Named "America's Best Coach" by Time/CNN - 2001
Army Sports Hall of Fame inductee - 2009
Chicagoland Sports Hall of Fame inductee - 2010
Duke Athletics Hall of Fame inductee - 2011
Sports Illustrated Sportsman of the Year - 2011
Wayman Tisdale Humanitarian Award - 2012
Lapchick Character Award - 2015

NCAA TITLES (5)

1991, 1992, 2001, 2010, 2015

ACC REGULAR SEASON TITLES (12)

1986, 1991, 1992, 1994,
1997, 1998, 1999, 2000,
2001, 2004, 2006, 2010

ACC TOURNAMENT TITLES (14)

1986, 1988, 1992, 1999,
2000, 2001, 2002, 2003,
2005, 2006, 2009, 2010, 2011, 2017

FAMILY

Wife Carol (Mickie) Marsh
Daughters Debbie Savarino
Lindy Frasher
Jamie Spatola
Grandchildren Joey Savarino (11/16/99)
Michael Savarino (3/26/01)
Carlyn Savarino (11/21/03)
Emelia Savarino (11/21/03)
Quin Frasher (7/26/06)
Remington Frasher (5/22/09)
John David Spatola (11/10/09)
Mackenzie Carol Spatola (1/04/12)
Caden Brodie Frasher (7/15/13)
Madeline Joy Spatola (4/24/17)

MIKE KRZYZEWSKI VS. ALL COMPETITION

Army				Duke			Overall	Army				Duke			Overall	Army				Duke			Overall	
Team	H	A	N	H	A	N		Team	H	A	N	H	A	N		Team	H	A	N	H	A	N		
Adelphi	1-0	-	-	-	-	-	1-0	Illinois	-	-	0-1	0-1	-	5-1	5-3	Providence	-	-	-	-	-	1-0	1-0	1-0
Air Force	1-0	-	-	-	-	1-0	2-0	Illinois-Chicago	-	-	-	1-0	-	-	1-0	Purdue	-	-	-	-	1-0	-	2-2	3-2
Alabama	-	-	-	1-0	1-0	1-0	3-0	Indiana	-	-	-	2-0	2-0	2-3	6-3	Radford	-	-	-	1-0	-	1-0	2-0	
UAB	-	-	-	1-0	-	2-0	3-0	Iona	1-1	1-2	-	-	-	1-0	3-3	Robert Morris	-	-	-	-	-	1-0	1-0	
Alabama State	-	-	-	-	-	1-0	1-0	Iowa	-	-	-	1-0	1-0	4-1	6-1	Rhode Island	-	-	-	1-0	-	3-0	4-0	
Albany	-	-	-	1-0	-	-	1-0	Iowa State	-	-	-	-	-	1-0	1-0	Richmond	-	-	-	-	-	1-0	1-0	
App. State	-	-	-	7-1	-	-	7-1	Kansas	-	-	-	1-0	1-0	5-5	7-5	Rochester	3-0	2-0	-	-	-	-	5-0	
Arizona	-	-	-	1-0	0-1	2-4	3-5	Kansas State	-	-	1-0	-	-	1-0	2-0	RPI	3-0	-	-	-	-	-	3-0	
Arizona State	-	-	-	-	-	1-0	1-0	Kent State	-	-	-	1-0	-	-	1-0	Rutgers	-	-	0-1	1-0	1-0	1-0	3-1	
Arkansas	-	-	-	-	-	1-2	1-2	Kentucky	-	-	-	-	-	5-2	5-2	St. Francis [N.Y.]	1-0	0-1	-	-	-	-	1-1	
Ark-Pine Bluff	-	-	-	-	-	1-0	1-0	Kings College	0-1	-	-	-	-	-	0-1	St. Francis [Pa.]	-	-	-	1-0	-	-	1-0	
Army	-	-	-	5-0	1-0	-	6-0	Lafayette	1-1	0-3	-	-	-	-	1-4	St. John's	0-2	0-3	0-1	6-1	6-3	4-0	16-10	
Auburn	-	-	-	1-0	-	-	1-0	La Salle	-	-	-	1-0	1-0	-	2-0	St. Joseph's	-	-	-	3-0	1-0	-	4-0	
Ball State	-	-	-	-	-	1-0	1-0	Lamar	-	-	-	-	-	2-0	2-0	Saint Louis	-	-	-	3-0	1-0	-	4-0	
Baylor	-	-	-	-	-	1-0	1-0	Lehigh	3-0	1-0	-	2-0	-	0-1	6-1	St. Peter's	1-2	2-0	-	-	-	-	3-2	
Belmont	-	-	-	1-0	-	1-0	2-0	Liberty	-	-	-	-	-	1-0	1-0	Samford	-	1-0	-	-	-	-	1-0	
Binghamton	-	-	-	-	-	1-0	1-0	Long Beach St.	-	-	-	2-0	-	-	2-0	San Diego State	-	-	-	1-0	-	1-0	2-0	
Boston College	-	-	-	9-0	8-2	2-1	19-3	Long Island	-	0-1	-	-	-	-	0-1	San Francisco	-	-	-	1-0	-	-	1-0	
Boston Univ.	-	-	-	3-0	2-0	1-0	6-0	La.-Monroe	-	-	-	-	-	1-0	1-0	San Jose State	-	-	-	1-0	-	-	1-0	
Bradley	-	-	-	1-0	-	-	1-0	LSU	-	-	0-1	1-0	1-0	1-1	3-2	Santa Clara	-	-	0-1	1-0	-	-	1-1	
Brown	-	-	-	3-0	-	-	3-0	Louisville	-	-	-	2-1	1-3	2-2	5-6	Scranton	0-1	1-0	-	-	-	-	1-1	
Bryant	1-0	-	-	1-0	-	-	2-0	Loyola [Md.]	-	-	-	2-0	-	-	2-0	Seton Hall	1-1	1-2	1-1	1-0	-	3-1	7-5	
Bucknell	-	-	-	2-0	-	-	2-0	Lycoming	2-0	-	-	-	-	-	2-0	Siena	-	-	-	1-0	-	-	1-0	
Buffalo	1-0	1-1	-	1-0	-	-	3-1	Maine	-	-	-	1-0	-	-	1-0	South Alabama	-	-	-	0-1	-	-	0-1	
Butler	-	-	-	1-0	-	2-0	3-0	Manhattan	1-3	1-0	1-0	-	-	-	3-3	South Carolina	-	-	-	-	-	0-1	0-1	
BYU	-	-	-	-	-	1-0	1-0	Manhattanville	1-0	-	-	-	-	-	1-0	South Car. St.	-	-	-	6-0	1-0	-	7-0	
BYU-Hawaii	-	-	-	-	-	1-0	1-0	Marist	-	-	-	1-0	-	-	1-0	South Dakota	-	-	-	1-0	-	-	1-0	
California	-	-	-	-	0-1	1-1	1-2	Marquette	-	-	-	1-0	-	3-1	4-1	South Florida	-	-	-	1-0	1-0	-	2-0	
UCLA	-	-	-	3-0	1-1	4-0	8-1	Maryland	-	0-1	-	25-8	22-10	8-5	55-24	Southern	-	-	-	1-0	-	1-0	2-0	
Campbell	-	-	-	1-0	-	1-0	2-0	Massachusetts	-	-	-	1-0	-	-	1-0	Southern Cal.	-	-	-	-	-	3-0	3-0	
Canisius	-	-	-	2-0	1-0	-	3-0	Memphis	-	-	0-1	-	-	1-0	1-1	Southern Ill.	-	-	-	-	-	2-0	2-0	
Central Mich.	-	-	-	-	-	1-0	1-0	Mercer	-	-	-	1-0	-	0-1	1-1	SMU	-	-	-	-	-	1-1	1-1	
Chaminade	-	-	-	-	1-0	-	1-0	Mer.-Marine	3-0	2-0	-	-	-	-	5-0	Stanford	-	-	-	-	-	1-2	1-2	
Charlotte	-	-	-	3-0	-	-	3-0	Merrimack	2-0	-	-	-	-	-	2-0	Stetson	-	-	-	5-0	4-1	-	9-1	
Cincinnati	-	-	-	-	-	2-0	2-0	Miami [Fla.]	-	-	-	9-2	8-4	2-0	19-6	Syracuse	-	-	-	3-1	1-2	2-1	6-4	
Clemson	-	-	-	30-2	21-10	5-1	56-13	Miami [Oh.]	-	-	-	1-0	-	-	1-0	Temple	-	-	-	5-0	3-2	5-0	13-2	
Coastal Carolina	-	-	-	1-0	-	-	1-0	Michigan	-	-	-	8-1	4-4	4-0	16-5	Tennessee	0-1	-	-	-	-	1-1	1-2	
Colgate	3-0	1-1	-	1-0	-	-	5-1	Michigan State	-	-	-	3-0	1-0	8-1	12-1	Tennessee St.	-	-	-	1-0	-	-	1-0	
Colorado	-	-	-	1-0	-	0-1	1-1	Mid. Tenn. State	-	0-1	-	-	-	-	0-1	Tenn.-Martin	-	-	-	1-0	-	-	1-0	
Colorado State	-	-	-	1-0	-	1-0	2-0	Minnesota	-	-	-	-	-	2-0	2-0	Texas	-	-	0-1	-	-	5-0	5-1	
Columbia	-	-	-	2-0	-	-	2-0	Miss. State	-	-	-	-	-	1-0	1-0	Texas A&M	-	-	-	-	-	1-0	1-0	
Connecticut	-	-	-	-	-	4-4	4-4	Miss. Valley St.	-	-	-	-	-	1-0	1-0	Texas Southern	-	-	-	-	-	1-0	1-0	
Cornell	-	-	-	4-0	-	-	4-0	Missouri	-	-	-	-	-	2-0	2-0	The Citadel	-	-	-	3-0	1-0	-	4-0	
Creighton	-	-	-	-	-	1-0	1-0	Missouri State	-	-	-	-	-	1-0	1-0	Toledo	-	-	-	2-0	-	-	2-0	
Davidson	-	-	1-0	16-1	5-0	4-0	26-1	Monmouth	-	-	-	1-0	-	1-0	2-0	Troy	-	-	-	-	-	1-0	1-0	
Dayton	-	-	-	1-0	-	-	1-0	Montana	-	-	-	1-0	-	-	1-0	Tulsa	-	-	-	1-0	-	2-0	3-0	
Delaware	-	-	-	2-0	-	-	2-0	Murray State	-	-	-	-	-	1-0	1-0	Upsala	1-0	1-0	-	-	-	-	2-0	
Delaware State	-	-	-	-	-	1-0	1-0	Navy	2-1	1-1	-	-	-	2-0	5-2	Utah	-	-	-	-	-	1-1	1-1	
DePaul	-	0-1	-	1-0	1-0	2-0	4-1	UNLV	-	-	-	-	-	2-1	2-1	Utah State	-	-	-	1-0	-	-	1-0	
Detroit	-	-	-	2-0	-	-	2-0	New Hampshire	-	-	1-0	1-0	-	-	2-0	Utah Valley	-	-	-	1-0	-	-	1-0	
Drake	-	-	-	-	-	1-0	1-0	New Mexico St.	-	-	-	1-0	-	-	1-0	Valparaiso	-	-	-	2-0	-	1-0	3-0	
Drexel	-	-	-	-	-	1-0	1-0	New Orleans	-	-	-	-	-	1-0	1-0	Vanderbilt	-	-	-	3-1	2-1	-	5-2	
Duquesne	-	-	-	1-0	-	-	1-0	Niagara	1-1	2-0	-	-	-	-	3-1	Vermont	-	-	-	1-0	-	-	1-0	
East Carolina	-	-	-	12-0	-	-	12-0	North Carolina	-	-	-	21-16	16-21	9-5	46-42	Villanova	-	-	-	2-0	1-0	0-1	3-1	
Eastern Ky.	-	-	0-1	1-0	-	-	1-1	N.C. A&T	-	-	-	6-0	1-0	1-0	8-0	Virginia	-	-	0-1	27-5	19-11	9-3	55-20	
Eastern Mich.	-	-	-	1-0	-	0-1	1-1	UNC-Asheville	-	-	-	2-0	-	-	2-0	VCU	-	-	-	-	-	2-1	2-1	
Elon	-	-	-	6-0	-	3-0	9-0	UNC Central	-	-	-	1-0	-	-	1-0	Virginia Tech	-	0-1	-	9-1	6-4	2-0	17-6	
Evansville	-	-	-	1-0	-	-	1-0	UNC-Greensboro	-	-	-	7-0	2-0	1-0	10-0	Wagner	1-0	0-1	-	0-1	-	-	1-2	
Fairfield	0-1	0-2	-	4-0	-	-	4-3	N.C. State	-	-	-	26-6	18-14	11-4	55-24	Wake Forest	-	-	-	27-8	19-16	5-1	51-25	
Florida	-	-	-	1-0	-	4-1	5-1	UNC-Wilmington	-	-	-	1-0	-	1-0	2-0	Washington	-	-	0-1	2-0	1-0	1-1	4-2	
Florida A&M	-	-	-	-	-	1-0	1-0	Northeastern	1-1	1-1	-	3-0	1-0	-	6-2	West Virginia	-	-	-	-	-	2-1	2-1	
Florida Atlantic	-	-	-	1-0	-	-	1-0	Northwestern	-	-	-	3-0	3-0	-	6-0	Western Car.	-	-	-	3-0	-	-	3-0	
Fla. Gulf Coast	-	-	-	1-0	-	-	1-0	Notre Dame	-	-	-	7-1	4-3	6-2	17-6	Western Mich.	-	-	-	1-0	-	-	1-0	
Florida State	-	-	1-0	19-2	15-6	1-1	36-9	Ohio State	-	-	-	1-0	0-1	1-0	2-1	Willam & Mary	-	-	-	8-0	3-0	-	11-0	
Fordham	2-1	2-0	-	-	-	-	4-1	Ohio	-	-	-	1-0	-	-	1-0	Winthrop	-	-	-	-	-	1-0	1-0	
Fresno State	-	-	-	-	-	1-0	1-0	Ohio Northern	1-0	-	-	-	-	-	1-0	Wisconsin	-	-	0-1	1-0	1-1	1-0	3-2	
Furman	-	-	-	2-0	-	-	2-0	Oklahoma	-	-	-	2-0	1-0	1-0	4-0	Wofford	-	-	-	1-0	-	-	1-0	
Ga. Southern	-	-	-	3-0	-	-	3-0	Oklahoma State	-	-	-	-	-	1-0	1-0	Xavier	-	-	-	1-0	-	3-0	4-0	
Gardner-Webb	-	-	-	2-0	-	-	2-0	Old Dominion	-	-	-	-	-	2-0	2-0	Yale	1-0	0-1	1-0	1-0	-	1-0	4-1	
George Mason	-	-	-	3-0	-	-	3-0	Oregon	-	-	-	-	-	1-1	1-1									
George Wash.	-	-	-	1-0	-	1-0	2-0	Pacific	-	-	-	-	-	2-0	2-0									
Georgetown	-	-	-	3-0	1-0	2-3	6-3	Penn	-	-	-	4-0	-	-	4-0									
Georgia State	-	-	-	1-0	-	-	1-0	Penn State	1-0	1-1	-	-	-	1-0	3-1									
Georgia Tech	-	-	-	28-4	21-11	8-3	57-18	Pepperdine	-	-	-	-	-	1-0	1-0									
Gonzaga	-	-	-	-	-	3-0	3-0	Pittsburgh	-	-	-	3-0	2-1	0-1	5-2									
Grand Canyon	-	-	-	1-0	-	-	1-0	Pitt-Johnstown	1-0	-	-	-	-	-	1-0									
Hampton	-	-	-	-	-	1-0	1-0	Portland	-	-	-	2-0	-	1-										

March 18, 1980 – Mike Krzyzewski is introduced as Duke's head basketball coach.

Nov. 29, 1980 – Krzyzewski wins his first game as Duke's coach, 67-49 over Stetson.

Jan. 21, 1981 – A 56-47 win at N.C. State gives Krzyzewski his first victory against ACC competition. Gene Banks plays 40 minutes for Duke, scoring a game-high 23 points on 9-of-14 shooting.

Feb. 15, 1984 – Duke wins its first game as a ranked team under Coach K, 80-69 over Stetson, and gets its first 20-win season since 1980. David Henderson scores 18 points, making all six field-goal attempts and all six foul shots.

March 10, 1984 – A 77-75 victory over North Carolina, aided by four David Henderson free throws, gives Krzyzewski his first win over a top-ranked team and his first trip to the ACC Tournament title game.

Feb. 27, 1985 – Duke beats Clemson, 90-73, in Durham, to give Krzyzewski his first winning season in the ACC (8-6). Johnny Dawkins scores 19 points.

March 15, 1985 – A 75-62 victory over Pepperdine gives Krzyzewski his first victory in the NCAA Tournament. David Henderson scores 22 points and Johnny Dawkins nets 21.

Feb. 26, 1986 – Playing as the No. 1 team for the first time under Krzyzewski, Duke beats Clemson, 77-69, to set a school record for most victories in a season (28). Johnny Dawkins scores 27 points on 11-of-16 shooting.

March 2, 1986 – An 82-74 victory over North Carolina gives Duke its first ACC regular season title since 1966 and its first perfect home record (15-0) since 1978.

March 7, 1986 – Duke beats Wake Forest, 68-60, in the first round of the ACC Tournament to give Krzyzewski his first 30-win season.

March 9, 1986 – A 68-67 win over Georgia Tech gives Krzyzewski his first ACC Tournament championship.

March 23, 1986 – Duke beats Navy, 71-50, to send Krzyzewski to his first Final Four. Johnny Dawkins scores 28 points, and Duke overcomes a 23-point, 10-rebound effort by David Robinson.

March 29, 1986 – A 71-67 win over Kansas puts Krzyzewski in his first national championship game and makes Duke the first team in NCAA history to win 37 games in a season. The Blue Devils limit Kansas All-American Danny Manning to four points on 2-of-9 shooting.

March 31, 1986 – Louisville beats Duke, 72-69, to deny the Blue Devils the national championship. Duke finishes 37-3, setting school records for wins and winning percentage (.925).

March 13, 1988 – A 65-61 win over North Carolina gives Krzyzewski his second ACC Tournament title.

March 26, 1988 – Duke upsets No. 1 Temple, 63-53, to send Krzyzewski to his second Final Four. Kevin Strickland and Danny Ferry combine for 41 points. The Blue Devils limit the Owls to 28.6 percent shooting.

April 2, 1988 – Kansas hands Duke a 66-59 defeat in the national semifinals before a partisan Jayhawk crowd in Kansas City. The Blue Devils finish the year with a 28-7 record.

Nov. 19, 1988 – Duke opens a season as the nation's top-ranked team for the first time under Krzyzewski, beating Kentucky, 80-55.

March 26, 1989 – An 85-77 victory over Georgetown sends Duke to the Final Four for the second straight season.

April 1, 1989 – Seton Hall beats Duke in the national semis, 95-78, overcoming an 18-point first half deficit and 34 points by National Player of the Year Danny Ferry. Duke sets a school record for highest field-goal percentage for a season (.537).

Feb. 12, 1990 – A 102-67 rout of Stetson makes Krzyzewski the first Duke coach with seven consecutive 20-win seasons.

March 16, 1990 – Duke beats Richmond in the first round of the NCAA Tournament, 81-46, making Krzyzewski the Blue Devils' winningest coach with 227 victories. Coach K also gets his 300th career victory.

March 24, 1990 – Duke becomes the seventh school to earn three straight Final Four trips, beating Connecticut, 79-78, on a 15-foot shot at the buzzer by Christian Laettner.

March 31, 1990 – A 97-83 victory over Arkansas sends Krzyzewski into his second NCAA title game.

Feb. 27, 1991 – Duke beats Clemson, 79-62, to finish 16-0 at home and set a record for most home victories in a season.

March 3, 1991 – An 83-77 upset of North Carolina in Chapel Hill gives Krzyzewski his second regular season ACC championship. Bobby Hurley makes 4-of-6 three-point shots to finish with 18 points and tie Christian Laettner for high scoring honors.

March 24, 1991 – Duke's 78-61 victory over St. John's enables Coach K to join John Wooden as the only men to coach in four consecutive Final Fours.

March 30, 1991 – Duke upsets unbeaten UNLV, considered at the time the greatest team in college basketball history, 79-77, to advance to the NCAA championship for the fifth time and avenge its 1990 loss to the Rebels.

April 1, 1991 – Krzyzewski's 336th career victory gives him his first national title. Duke beats Kansas, 72-65. Christian Laettner is named the most outstanding player, scoring a game-high 18 points and going 12-for-12 from the foul line.

Feb. 1, 1992 – Duke sets a school record for most consecutive wins to open a season (17), beating Notre Dame, 100-71.

March 15, 1992 – A 94-74 victory over North Carolina gives Duke its third ACC Tournament title under Krzyzewski and avenges a 22-point loss to the Tar Heels in the 1991 title game.

March 28, 1992 – In perhaps the best college basketball game in history, Christian Laettner hits a buzzer-beating jumper on a pass from Grant Hill, and Duke gets a 104-103 overtime win over Kentucky to earn its fifth straight Final Four appearance.

April 6, 1992 – Duke beats Michigan, 71-51, in front of a record crowd of 50,379 to join UCLA as the only teams to repeat as national champions. The Blue Devils (34-2) become the first team since Indiana in 1976 to stay No. 1 from the preseason ranking through the postseason tournament.

Summer, 1992 – Krzyzewski is an assistant coach to Chuck Daly on the U.S. Olympic team featuring Michael Jordan, Larry Bird and Magic Johnson. Christian Laettner is the lone collegiate player on the "Dream Team," which wins the gold medal in Barcelona, Spain.

Dec. 7, 1992 – Duke's 103-72 home victory over Northeastern gives Krzyzewski his 300th win as Duke's coach, three games into his 13th season.

March 18, 1993 – Duke's 105-70 first round victory over Southern Illinois is the Blue Devils' 13th straight win in the NCAA Tournament – the second-longest streak in history.

March 20, 1993 – California ends Duke's run of five straight trips to the Final Four with an 82-77 win in the second round of the NCAA Tournament.

Dec. 22, 1993 – Krzyzewski gets his 400th career coaching victory, 79-76 over Iowa.

Jan. 10, 1994 – Duke beats Brown, 89-71, in Durham, to earn its 100th victory over a four-year span, then a school record.

March 2, 1994 – Duke beats Maryland in College Park, 73-69, to give Krzyzewski his fourth regular season ACC championship.

March 26, 1994 – Duke upsets Purdue, 69-60, to advance to the Final Four for the sixth time in seven years. Coach K moves into third place on the list of most Final Four appearances, trailing John Wooden (12) and Dean Smith (11).

April 2, 1994 – Playing where it had lost in the second round of the ACC Tournament five games earlier, Duke overcomes a 13-point deficit against Florida to advance to the NCAA title game with a 70-65 victory in Charlotte. Cherokee Parks' 11 points and 11 rebounds lead Duke to its fifth championship game under Coach K (fourth in five years).

April 4, 1994 – With President Clinton in attendance, Arkansas denies Duke its third championship in four years with a 76-72 victory. Grant Hill has 12 points and 14 rebounds in his last game for the Blue Devils, who go 28-6 for the season.

Nov. 29, 1995 – Duke beats UNC Greensboro, 71-57, to extend its school record for consecutive non-conference home wins to 95 games.

Feb. 27, 1997 – Duke beats Maryland, 81-69, in Durham, to give Krzyzewski his fifth regular season conference championship.

March 14, 1997 – Krzyzewski gets his 400th win at Duke, improving his record to 400-148 with a 71-68 triumph over Murray State in the first round of the NCAA Tournament.

Sept. 1997 – Duke recognizes Krzyzewski's leadership by awarding him its highest honor – the University Medal of Honor – for his many contributions to the school.

Nov. 26, 1997 – Duke upsets Arizona in the Maui Invitational, 95-87, to give Krzyzewski his fifth victory against top-ranked teams – the most by any active coach.

Feb. 28, 1998 – After watching Duke rally from a 17-point second half deficit, Krzyzewski gets his 500th coaching victory and his second straight ACC regular season championship with a 77-75 home win over North Carolina. Coach K becomes the 76th coach to win 500 games as the Devils finish unbeaten at home and become the first team to win 15 conference games in a season.

June 26, 1998 – Duke christens the Michael W. Krzyzewski Human Performance Lab. Working with the latest in high-tech instrumentation, a multidisciplinary team of orthopaedic surgeons and biomechanical engineers strive to better understand how muscles, bones, tendons and ligaments respond to the pressures of competition.

Feb. 20, 1999 – Duke ties a school record with its 36th straight home victory, a 92-65 rout of Clemson. The Blue Devils go unbeaten at home for the second straight year and fifth time under Krzyzewski.

Feb. 27, 1999 – Duke beats North Carolina by 20 points in Chapel Hill, 81-61, to become the first team to finish 16-0 in the ACC. The Blue Devils set a school record with their 24th straight victory and go unbeaten in the ACC for the first time since 1963.

March 7, 1999 – A 96-73 victory over North Carolina gives Krzyzewski his fourth ACC Tournament title. Duke wins its tournament games by an average margin of 25 points. The win caps a 19-0 ACC campaign for Duke.

March 19, 1999 – Duke beats Southwest Missouri State in the NCAA Tournament, 78-61, to post its 30th straight victory and school-record 67th win over two years. The Blue Devils win 35 games in a season for the second time under Krzyzewski.

March 21, 1999 – An 85-64 victory over Temple earns Duke its eighth Final Four trip under Krzyzewski.

March 27, 1999 – Duke beats Michigan State, 68-62, to advance to the national championship game for the sixth time under Krzyzewski, who improves his record in the NCAA Tournament to 48-13 to pass John Wooden for second place on the all-time list. The Devils improve to 37-1, tying their own NCAA record for most victories in a season.

March 29, 1999 – Connecticut stuns Duke, 77-74, in the national championship game. Though the Blue Devils fall shy of the title, they achieve school records for highest winning percentage over a two-year period (.920) and for a single season (.949).

June 30, 1999 – Duke becomes the first school in the history of the NBA Draft to have four players from the same team – Elton Brand, Trajan Langdon, Corey Maggette and William Avery – selected in the first round. Brand, who became the first player to be taken number one under Coach K, Langdon and Maggette were lottery picks.

Nov. 1999 – The Duke Basketball Legacy Fund is founded. The Legacy Fund currently has 30 partners making gifts of \$1 million or more to the program. The endowed fund will provide full support for one Duke player each year.

Jan. 22, 2000 – Duke gets a 75-61 win at Wake Forest, setting records with its 28th straight ACC regular season victory and 49th ACC regular season victory in a span of four years. The Blue Devils set a school record with their 15th straight ACC road win.

Feb. 9, 2000 – Maryland upsets Duke in Durham, 98-87, to end the Blue Devils' 31-game ACC regular-season winning streak, their 46-game home winning streak and their 26-game home winning streak against ACC teams.

March 4, 2000 – Duke beats North Carolina in Durham, 90-76, to give Krzyzewski his eighth ACC regular season title – marking only the second time the Blue Devils have won four straight regular season conference championships.

March 11, 2000 – Duke beats Wake Forest in the ACC Tournament semifinals, 82-73, to set a school record with its 119th victory over a four-year span. The Devils advance to the league championship game for the third year in a row and ninth time under Krzyzewski.

March 12, 2000 – Duke wins its second straight ACC championship and fifth under Krzyzewski, beating Maryland, 81-68.

March 24, 2000 – Florida upsets Duke in the NCAA Tournament, 87-78. Though the Devils finish one victory shy of a 30-win season, they post the highest winning percentage over a four-year period in school history (.859; 122-20).

Nov. 17, 2000 – A 98-85 victory over Villanova in Durham gives Krzyzewski his 500th win as Duke's coach. He becomes just the third coach to win 500 games at one school in 21 seasons or fewer. Following the win, Duke unveils Coach K Court. The words Coach K Court appear in two squares at both ends of the fabled Cameron court.

March 4, 2001 – Duke beats North Carolina in Chapel Hill, 95-81, to become the first team to win at least a share of the ACC regular season title five years in a row.

March 11, 2001 – A 79-53 victory over UNC gives Krzyzewski coaching victory No. 600 and his sixth ACC championship.

March 24, 2001 – With a 79-69 victory over Southern Cal, Duke gives Krzyzewski his ninth trip to the Final Four and sets a school record for wins over a three-year period (99).

March 31, 2001 – Duke overcomes a record-setting 22-point first half deficit in a 95-84 victory over Maryland that sends Krzyzewski into his seventh national championship game. He becomes the first Duke coach to amass 100 wins in a span of just three seasons.

April 2, 2001 – Duke beats Arizona, 82-72, to make Krzyzewski the fourth coach to win three NCAA crowns. The Blue Devils become the second team since the NCAA Tournament expanded to 64 teams to win every tournament game by at least 10 points. Duke sets NCAA records for wins in a four-year period (133) and all-time NCAA Tournament winning percentage (76.8).

May 30, 2001 – In his first year of eligibility, Krzyzewski is voted into the Naismith Memorial Basketball Hall of Fame. He joins Temple's John Chaney and Texas Tech's Bob Knight as the only active college coaches to be enshrined.

Sept. 5, 2001 – Krzyzewski and his wife, Mickie, create the Krzyzewski Family Scholarship Endowment for Duke students from the Carolinas. The \$100,000 scholarship provides assistance to undergraduates from North and South Carolina.

Sept. 9, 2001 – Krzyzewski is named "America's Best Coach" – in any sport at any level – by CNN and *TIME* magazine.

Oct. 5, 2001 – Krzyzewski is inducted into the Basketball Hall of Fame. His college coach, Bob Knight, is his presenter, and the pair share a tear-filled reunion in the Springfield Civic Center.

Nov. 14, 2001 – The 54-year-old Krzyzewski signs a lifetime contract with Duke.

Nov. 19, 2001 – Duke opens the 2001-02 season ranked No. 1 in the country, the fourth time under Krzyzewski that it has started a season as No. 1.

Jan. 31, 2002 – Duke beats North Carolina by 29 points, 87-58, UNC's worst loss in the Dean Smith Center. The Blue Devils become the first team to win four straight games in Chapel Hill, getting their highest margin of victory over the Tar Heels under Krzyzewski.

Feb. 24, 2002 – Duke rolls over St. John's on Coach K Court, 97-55, to give Krzyzewski his fifth straight 25-win season and 12th overall.

March 4, 2002 – Duke routs North Carolina on Coach K Court, 93-68, to finish unbeaten at home (13-0) for the sixth time under Krzyzewski.

March 10, 2002 – Duke becomes the first school to win the ACC Tournament four years in a row, beating N.C. State 91-61 for its seventh ACC championship under Krzyzewski.

March 14, 2002 – A No. 1 seed for an NCAA-record fifth straight year, Duke gets its seventh straight double-digit win in the NCAA Tournament, 84-37 over Winthrop. The Blue Devils give Krzyzewski his seventh 30-win season.

June 26, 2002 – Duke's Jason Williams (second) and Mike Dunleavy (third) become the second pair of teammates to be taken among the top three picks in an NBA Draft. The Blue Devil duo joined UCLA's Lew Alcindor and Lucious Allen, who went number one and three, in 1969. In addition, Carlos Boozer is chosen in the second round of the draft.

Jan. 8, 2003 – Duke ascends to the No. 1 ranking in the AP poll for the sixth consecutive season. That night, Duke topples Georgetown, 93-86, at Cameron Indoor Stadium.

March 16, 2003 – Duke earns its league-record fifth consecutive ACC Tournament championship with an 84-77 victory over N.C. State in Greensboro, N.C. Duke's Daniel Ewing was named MVP of the tournament.

Jan. 3, 2003 – The Blue Devils defeat Clemson, 73-54, on the road as Coach K earns his 600th victory at Duke. He reaches this milestone in 776 games, making him the fourth-fastest coach to reach 600 victories at one school. Only Kentucky's Adolph Rupp (704), UCLA's John Wooden (744), North Carolina's Dean Smith (773), Krzyzewski and Western Kentucky's Ed Diddle (790) reached 600 victories at one school in fewer than 800 games.

Jan. 21, 2004 – Following its win over No. 4 Wake Forest on Jan. 17, Duke travels to Maryland as the nation's No. 1 team for the seventh consecutive season, the second-longest such streak in NCAA history. After its 68-60 win, the Blue Devils hang on to the No. 1 ranking for four weeks during the 2003-04 season.

Feb. 26, 2004 – Duke extends its winning streak in Cameron Indoor Stadium to 41 games with a 97-63 victory over Valparaiso. The Blue Devils' 41-game home winning streak is the second-longest in ACC and school history behind Duke's 46-game streak from 1997-2000. It would be ended in its next contest vs. No. 19 Georgia Tech a week later.

March 28, 2004 – Duke outlasts Xavier, 66-63, to win the NCAA Atlanta Regional and advance to its 14th Final Four overall and 10th in the previous 19 seasons under Coach K.

July 1, 2004 – Director of Athletics Joe Alleva holds a press conference to announce that the Los Angeles Lakers have approached Krzyzewski about their vacant head coaching position.

July 5, 2004 – Krzyzewski announces that he has turned down the Los Angeles Lakers' offer to become head coach. "Duke has always taken up my whole heart," Coach K stated in a packed press conference that was aired live nationally.

Dec. 12, 2004 – With an 82-54 victory over Toledo in Cameron Indoor Stadium, Krzyzewski picks up his 700th career win. He becomes the second fastest coach to reach the milestone behind Bob Knight.

Jan. 5, 2005 – Duke defeats Princeton, 59-46, behind 21 points from J.J. Redick as the Blue Devils celebrate the 65th anniversary of Cameron Indoor Stadium. The game was played almost exactly 65 years to the day of the first game at Cameron, when Duke beat Princeton by a 36-27 count on January 6, 1940.

March 13, 2005 – Krzyzewski and the Blue Devils celebrate the 2005 ACC Tournament championship with a 69-64 win over Georgia Tech.

March 20, 2005 – Thanks to a 63-55 second round triumph over Mississippi State in Charlotte, Krzyzewski surpasses Dean Smith on the all-time NCAA Tournament victory chart with his 66th win.

Oct. 26, 2005 – Krzyzewski is named the head coach of the USA Basketball Men's Senior National Team program for 2006-08.

March 11, 2006 – With a 78-66 win over Wake Forest in the ACC Tournament semifinals at the Greensboro Coliseum, Krzyzewski posts his 750th career win.

March 12, 2006 – In his 1,000th game as a head coach, Krzyzewski guides Duke to a 78-76 win over Boston College in the ACC Championship game, claiming his 10th conference tournament title.

Feb. 18, 2007 – Krzyzewski records his 700th victory as the Duke head coach with a 71-62 win over Georgia Tech in Cameron Indoor Stadium. He became just the eighth coach to post 700 victories at one school and was the second fastest to do so behind Adolph Rupp of Kentucky.

Sept. 2, 2007 – Coached by Krzyzewski, Team USA wins the FIBA Americas Championship gold medal with a 118-81 victory over Argentina. The USA goes 10-0 and wins by an average of 39.5 points per game. The gold medal win automatically qualifies the USA for a trip to the 2008 Olympic games in Beijing, China.

March 1, 2008 – Krzyzewski becomes the sixth Division I head coach to reach 800 career wins with an 87-86 win at N.C. State. He is the third fastest coach to reach 800 career victories.

Aug. 24, 2008 – With Krzyzewski at the helm, Team USA reclaims the gold medal at the 2008 Beijing Summer Olympics with a 118-107 victory over Spain. Krzyzewski guides the U.S. squad to a perfect 8-0 record in the Olympics as the team averaged 106 points per game while winning by an average margin of 27.9 points per contest.

March 15, 2009 – Duke captures its 11th ACC Championship under Krzyzewski and 17th overall with a 79-69 victory over Florida State in the ACC Tournament finals at the Georgia Dome in Atlanta, Ga. The 17 titles ties Duke for the most in ACC history with North Carolina.

July 21, 2009 – Krzyzewski is named the head coach of the USA Basketball Men's Senior National Team program for 2009-2012. He will become the first U.S. coach of multiple Olympic teams since Henry Iba, who won gold in 1964 and '68 and coached the team that lost the controversial 1972 gold-medal game to the Soviet Union.

Sept. 11, 2009 – Krzyzewski is inducted into the Army Sports Hall of Fame at a plaque unveiling ceremony held in the Kenna Hall of Army Sports inside the Kimsey Center.

Feb. 13, 2010 – Duke earns a 77-56 victory over Maryland in Krzyzewski's 1,000th game at Duke, which came in the 71st year of Cameron Indoor Stadium.

March 6, 2010 – With an 82-50 victory over North Carolina, the second largest win for Duke in the nation's biggest rivalry, the Blue Devils claim the 19th ACC regular season championship in school history and set a school record for home victories by finishing the season 17-0 in Cameron Indoor Stadium.

March 14, 2010 – The Blue Devils repeat as ACC Tournament Champions by defeating Georgia Tech, 65-61, at the Greensboro Coliseum. With the title Duke passed North Carolina for most ACC Championships with 18, including nine in the last 12 seasons.

March 28, 2010 – Duke defeats Baylor 78-71 in Houston to advance to the 11th NCAA Final Four under Krzyzewski. Nolan Smith pours in a career-high 29 points in front of 47,000 fans at Reliant Stadium.

April 5, 2010 – Krzyzewski wins his fourth NCAA Championship at Duke with a 61-59 win over Butler at Lucas Oil Stadium in Indianapolis. Kyle Singler is named the Final Four Most Outstanding Player after recording 19 points and nine rebounds in the championship game. The four championships tie Krzyzewski with Adolph Rupp for second most all-time.

Sept. 12, 2010 – Team USA defeats host Turkey, 81-64, to win the gold medal at the 2010 FIBA World Championship. The U.S. team finishes the tournament 9-0 with a +24.9 margin of victory. Kevin Durant is named tournament MVP after averaging 22.8 points per game.

Sept. 15, 2010 – Krzyzewski is inducted into the Chicagoland Sports Hall of Fame. Chicago City Council and Mayor Richard M. Daley also make Sept. 15 "Mike Krzyzewski Day" in Chicago.

Nov. 24, 2010 – Duke defeated No. 4 Kansas State, 82-68, for the O'Reilly Auto Parts CBE Classic championship and Krzyzewski's 800th win at Duke. He became the fifth coach to win at least 800 games at one school.

Dec. 29, 2010 – Krzyzewski passes Dean Smith of North Carolina into second on the NCAA all-time victories list, recording his 880th career win in a 108-62 contest at UNC Greensboro.

March 20, 2011 – The Blue Devils held on for a 73-71 victory over Michigan in the second round of the NCAA Tournament to hand Krzyzewski his 900th career win. He joined Bob Knight as the only two coaches with 900 or more career wins.

Sept. 9, 2011 – Krzyzewski is inducted into the Duke Athletics Hall of Fame. Coach K is joined in the Hall of Fame class by Ben Bennett (football), Jenny Chuasiriporn (golf), Bobby Hurley (basketball) and Vanessa Webb (tennis).

Nov. 15, 2011 – Duke defeats Michigan State, 74-69, at Madison Square Garden to give Krzyzewski an NCAA-record 903rd career coaching victory. Longtime mentor and previous record-holder Bob Knight calls the game for ESPN. Andre Dawkins makes six three-point field goals in a 26-point effort, while Seth Curry adds 20 points, seven rebounds, four assists and four steals in the win.

Dec. 2012 – Krzyzewski is named Sports Illustrated Sportsman of the Year. He shares the Dec. 12, 2011 SI cover with women's basketball coaching icon Pat Summitt.

Feb. 16, 2012 – Duke overcomes a 61-41 deficit with 11:33 to play in a 78-73 win over N.C. State. It is the largest second-half margin Duke has overcome in a victory under Coach K.

April 16, 2012 – Krzyzewski is honored with the USBWA Wayman Tisdale Humanitarian Award. The Humanitarian Award honors an individual involved in college basketball who has made a significantly positive impact on society.

Aug. 2, 2012 – Team USA sets an Olympic scoring record in a 156-73 win over Nigeria in pool play. Krzyzewski's group also sets Olympic records for three-pointers (29, including 10 from Carmelo Anthony) and three-point percentage (.630) in the win.

Aug. 13, 2012 – Krzyzewski directs Team USA to a 107-100 win over Spain to claim the London Olympics gold medal. He closes out his tenure in charge of the USA Men's Senior National Team with a 50-game win streak, while becoming the first U.S. coach of multiple Olympic teams since the legendary Henry Iba, who won gold in 1964 and 1968 and coached the team that lost the controversial 1972 gold-medal game to the Soviet Union.

Dec. 19, 2012 – Krzyzewski is named co-recipient of the 2012 USA Basketball National Coach of the Year Award after leading the USA Men's National Team to the gold medal at the 2012 Olympics in London. The award is the fifth for Krzyzewski, who also received the honor in 2006, 2007, 2008 and 2010.

March 5, 2013 – Duke tops Virginia Tech, 85-57, at Cameron Indoor Stadium to give Coach K his 880th career victory at Duke. Krzyzewski moves past former North Carolina head coach Dean Smith into second place all-time in wins at one school.

March 29, 2013 – The Blue Devils defeat Michigan State, 71-61, for their 30th win of the season. Coach K guides Duke to 30 or more wins in a season for an NCAA-record 13th time in his career.

May 23, 2013 – USA Basketball Chairman Jerry Colangelo announces that Hall of Fame basketball coach Mike Krzyzewski will return as head coach of the USA Basketball Men's National Team for the 2013-16 quadrennium.

June 12, 2013 – Krzyzewski receives the 2013 Dick Enberg Award, presented by the College Sports Information Directors of America (CoSIDA) at the fourth annual Capital One Academic All-America Hall of Fame Gala in Orlando, Fla.

Jan. 18, 2014 – The 41st President of the United States and co-founder/chairman of CEO Roundtable on Cancer, George H.W. Bush, traveled to Durham, N.C., to recognize Krzyzewski for his personal commitment and leadership in working toward eliminating cancer as a public health threat. Former president Bush witnessed Duke's 95-60 rout of NC State before recognizing Coach K for his efforts and greeting the Duke team in the locker room following the victory.

Jan. 25, 2014 – Duke tops Florida State, 78-56, at Cameron Indoor Stadium to give Krzyzewski his 900th career victory at Duke, joining Syracuse's Jim Boeheim as the only other Division I head coach to collect 900 victories at one school.

Sept. 14, 2014 – Krzyzewski leads the U.S. Men's Senior National Team to a 129-92 win over Serbia in the gold medal game of the 2014 FIBA World Cup in Spain. Former Duke standout Kyrie Irving is named tournament MVP, while Team USA extends its win streak to 63 consecutive games under Coach K.

Dec. 18, 2014 – Krzyzewski is named USA Basketball Co-Coach of the Year. It was an unprecedented sixth such honor for Coach K (2006, 2007, 2008, 2010, 2012, 2014).

Jan. 25, 2015 – Krzyzewski becomes the first Division I men's basketball coach to win 1,000 games as Duke defeats St. John's, 77-68, at Madison Square Garden. The Blue Devils went on an 18-2 run down the stretch to put Coach K in four figures on his first try.

Feb. 4, 2015 – Duke outlasts Georgia Tech, 72-66, at Cameron Indoor Stadium to give Krzyzewski his ACC-record 423rd league victory. With the win, Krzyzewski surpassed former North Carolina coach Dean Smith as the winningest in ACC play.

April 6, 2015 – Krzyzewski captures his fifth NCAA Championship at Duke with a 68-63 win over Wisconsin in Indianapolis - also the site of the Blue Devils' 1991 and 2010 national crowns. Tyus Jones was named Final Four Most Outstanding Player after scoring a game-high 23 points in the championship game, shooting 7-of-13 from the floor and converting all seven of his free throw attempts. Krzyzewski's fifth national title moved him past Adolph Rupp for second-most all-time.

Feb. 20, 2016 – Krzyzewski coaches his 1,355th career game to become the NCAA's all-time leader in games coached. He surpasses the record of 1,354 held by Jim Phelan, who coached for 49 years at Mt. St. Mary's.

Aug. 21, 2016 – Krzyzewski closes his tenure as U.S. National Team head coach in style, as the U.S. defeats Serbia, 96-66, to claim the gold medal at the Rio Olympics. Krzyzewski finishes his tenure with an 88-1 record, winning a U.S.-record 76 straight games to finish his National Team career. He becomes the first coach in either men's or women's basketball to lead a country to three consecutive Olympic gold medals.

March 11, 2017 – Duke defeats Notre Dame, 75-69, to become the first team to win four games in four days to claim the ACC Tournament title. It was Duke's record 20th ACC championship, and its record 14th under Krzyzewski. He finished the tournament with a record 61 ACC Tournament victories.

November 11, 2017 – Duke defeats Utah Valley, 99-69, as Coach K becomes the first Division-I men's coach to win 1,000 games at one school.

December 6, 2017 – Nike names a new building on its campus in Portland after Coach K -- the 47,000-square foot Michael Krzyzewski Fitness Center.

May 30, 2018 – Coach K and wife, Mickie, announce their personal commitment of \$3 million toward a \$15 million fundraising campaign for the Emily K Center -- Coach K's largest, single philanthropic contribution ever.



Nate James
 THE HOMELAND FOUNDATION
 ASSOCIATE HEAD COACH
 12TH SEASON AT DUKE
 DUKE, 2001

Former Duke standout Nate James has served on Mike Krzyzewski's staff since returning to the program prior to the 2007-08 season. James' role at Duke has increased from strength and conditioning coach to special assistant to assistant coach to his most recent promotion as associate head coach following the 2017-18 campaign.

The Washington, D.C., native has had a hand in three of Duke's five national championships, one as a player in 2001 and as an assistant coach in 2010 and 2015. His three NCAA titles are more than anyone in Duke history aside from Coach K.

In eight total seasons as an assistant coach, James has helped the Blue Devils to a 240-58 (.805) record with four ACC Tournament championships. Duke has been a No. 1 seed in the NCAA Tournament three times in James' eight seasons as an assistant coach.

Duke has averaged 29.5 wins per season since James joined the staff prior to the 2007-08 campaign. The Blue Devils have also produced 23 NBA Draft picks, including 19 first-round selections and 11 lottery picks, during that time. From 2009-11, James helped lead Duke to three consecutive ACC Tournament championships, winning at least 30 games in each of those seasons.

James has shown a talent for coaching frontcourt players, as Harry Giles, Jabari Parker, Mason and Miles Plumlee brothers, Jahliil Okafor, Marvin Bagley III and Wendell Carter Jr. are all currently playing in the NBA. Giles, Parker, Mason Plumlee, Miles Plumlee, Okafor, Bagley and Carter were all first-round picks following their time under James' tutelage. Mason Plumlee (2014) and Okafor (2016) were both named first-team NBA All-Rookie selections during their first years in the league.

Last season, Bagley was named both the ACC Player and Rookie of the Year, and became just the third player in ACC history to lead the conference in scoring (21.0), rebounding (11.1) and field goal percentage (.614). His teammate Carter was a second-team All-ACC pick.

James played in 135 games, making 63 starts, for Duke from 1997-01. The two-time team captain scored 1,116 points, made 111 three-point field goals and grabbed 500 rebounds while shooting .473 from the floor for his career. The Blue Devils won outright or shared the regular-season ACC championship in each of the five years that James was on the roster, a feat achieved by no other player in league history.

As a senior, James was named to the ACC All-Defensive Team and garnered third-team All-ACC recognition from the league's media.

One of James' most significant contributions to Duke's 2001 NCAA crown was the way he handled his move out of the starting lineup late in the season. Coming off the bench in a reworked lineup following an injury to Carlos Boozer, James averaged more than 24 minutes per game in the Blue Devils' nine postseason victories.

With 117 career victories in a Duke uniform, James is tied for seventh in program history and 11th in ACC history with Quinn Cook, Andre Dawkins and Danny Ferry. Duke posted a winning percentage of .867 (117-18) with James on the court, a mark that still ranks seventh in school history.

James was part of nine major championships while playing at Duke: one NCAA title, three ACC Tournament championships and five regular-season ACC championships.

He is one of 67 players in Duke history to break the 1,000-point barrier and his 1,116 points currently rank 55th on the program's career chart.

NATE JAMES QUICK FACTS

Birthdate	August 7, 1977
High School	St. John's at Prospect Hall, Frederick, Md.
College Career	Four-year letterman, Duke, 1996-2001
College Degree	B.A., Sociology, Duke, 2001
College Honors	Co-captain, 2000, 2001 Third Team All-ACC, 2001 ACC All-Defensive Team, 2001 Second Team ACC All-Tournament, 2000, 2001 Glenn E. "Ted" Mann Jr. Award, 1999
Coaching Career	Assistant Strength & Conditioning Coach, Duke, 2007-08 Assistant Coach, Duke, 2008-11 Special Assistant, Duke, 2011-13 Assistant Coach, Duke, 2013-18 Associate Head Coach, Duke, 2018-present

Following his collegiate career, James played professionally in the United States and overseas from 2002-07. After being named the Carolinas Basketball League MVP in 2003, James played in Bosnia, Brazil, France, Germany, Greece, Holland, Hungary, Italy, Japan, the Philippines, Poland and Russia over the next five years. He also participated in training camp with the Philadelphia 76ers in 2004. While playing in Hungary, he teamed with former Blue Devil Casey Sanders to claim a league championship.

In the offseason, James directs has directed a summer basketball camp in Durham for 12 years. The camp, which he started with Chris Carrawell, teaches the importance of fundamentals in the game of basketball and life.

In high school, James was a 1996 McDonald's All-American and won the McDonald's All-American Game Three-Point Contest. He was also selected as the McDonald's All-American Sportsmanship Award winner.

James graduated from Duke in 2001 with a degree in sociology and a minor in African-American studies. He and his wife, actress Bobbi Baker James, have two sons, Nathaniel Drake James III and Michael Dash James.



NATE JAMES' DUKE CAREER

CAREER HIGHS		CAREER STATISTICS																	
		SEASON	GP-GS	MP	FG-FGA	PCT.	3PT-A	PCT.	FT-FTA	PCT.	REB.	AVG.	PF-DQ	AS	TO	BS	ST	TP	AVG.
Points	27 at Clemson, 2/7/01	1996-97	17-1	144	15-36	.417	5-16	.313	11-20	.550	34	2.0	16-0	8	14	4	8	46	2.7
Rebounds	10 at Virginia, 2/11/99	1997-98	6-0	41	6-14	.429	2-5	.500	7-9	.778	9	1.5	5-0	0	6	1	4	21	3.5
Assists	7 vs. USC, 11/27/99	1998-99	39-0	573	69-152	.454	15-52	.288	43-65	.662	102	2.6	52-1	34	53	6	26	196	5.0
Steals	5; 3x; last vs. Maryland, 2/27/01	1999-00	34-33	970	136-290	.469	46-122	.377	55-77	.714	128	4.3	71-3	63	63	8	47	373	9.1
Blocks	3 vs. Campbell, 1/13/97	2000-01	39-29	1085	161-326	.494	43-137	.314	115-144	.799	202	5.2	78-0	42	63	8	62	480	12.3
		Total	135-63	2813	387-818	.473	111-331	.335	231-315	.733	500	3.7	222-4	147	199	27	147	1116	8.3



Jon Scheyer
THE STEVE & JUDY PAGLIUCA
ASSOCIATE HEAD COACH
SIXTH SEASON AT DUKE
DUKE, 2010

Former Duke All-American Jon Scheyer has served on Mike Krzyzewski's staff since the 2013-14 season. Scheyer's role with the Blue Devils over his six years on staff has been elevated from special assistant to assistant coach to his most recent promotion as associate head coach following the 2017-18 campaign.

Scheyer, who helped spark the Blue Devils to two ACC championships and the 2010 NCAA title as a player from 2007-10, has helped Duke compile a 117-32 (.785) record, a national championship (2015) and an ACC Tournament crown (2017) during his time as an assistant coach.

The Northbrook, Ill., native has been integral in the recruiting and development of several young Duke stars since joining the staff.

He helped mentor Tyus Jones in Duke's 2015 national title season, as the Blue Devils finished the year ranked third nationally in adjusted offensive efficiency. Jones was named the Final Four Most Outstanding Player in Indianapolis and was a first-round pick in the 2015 NBA Draft after just one college season.

In 2017, Scheyer helped mold Luke Kennard into a consensus All-American after a breakout sophomore season that saw him rank second in the ACC in scoring and three-point field goal percentage. He also helped develop Frank Jackson into one of the most dynamic young guards in the country during the 2016-17 campaign.



JON SCHEYER QUICK FACTS

Birthdate	August 24, 1987
High School	Glenbrook North, Northbrook, Ill.
College Career	Four-year letterman, Duke, 2007-2010
College Degree	B.A., History, Duke, 2010
College Honors	Co-captain, 2009, 2010 Consensus Second team All-America, 2010 All-NCAA Final Four Team, 2010 First Team All-ACC, 2010 NCAA Tournament All-South Region, 2010 ACC Tournament MVP, 2009 All-Preseason NIT, 2009 First Team ACC All-Tournament, 2009, 2010
Coaching Career	Special Assistant, Duke, 2013-14 Assistant Coach, Duke, 2014-18 Associate Head Coach, 2018-present

Kennard and Jackson were selected 12th and 31st overall, respectively, in the 2017 NBA Draft.

Last season, after Grayson Allen finished his career as the 12th-leading scorer in Duke history with 1,996 points, he was drafted in the first round by the Utah Jazz. Allen joined Scheyer as two of just five Blue Devils in history with 1,900 or more points, 400 or more rebounds and 400 or more assists (Grant Hill, Danny Ferry, Johnny Dawkins).

Scheyer was one of the most versatile players in Duke history, concluding his playing career as the only player in school history to record at least 2,000 points, 500 rebounds, 400 assists, 250 three-point field goals and 200 steals. He averaged 14.4 points per game while scoring in double figures 114 times (sixth-most in Duke history) and leading the Blue Devils to a 115-29 (.799) record.

A two-time team captain, Scheyer scored 2,077-career points and still ranks 10th on Duke's all-time scoring list. He ranks third in Duke history in free throws made (608), fourth in free throw percentage (.861) and three-point field goals made (297) and sixth in free throw attempts (706). He played in 144 consecutive games, tied for the second-longest streak in Duke history.

As a senior in 2010, Scheyer averaged 18.2 points, 4.9 assists and 1.6 steals per game from the point guard position to spark Duke to a 35-5 record and its fourth national championship. He was a consensus second-team All-American and a first-team All-ACC pick in his final season after starting all 40 contests and scoring in double figures in all but two games on the year.

Scheyer was named MVP of the ACC Tournament as a junior in 2009, averaging 21.7 points and 4.0 rebounds as Duke took home the title.

He was a McDonald's and *Parade* All-American as a senior at Glenbrook North High School in 2006. Already recognized as an elite scorer, his legend grew when he scored 21 points in 75 seconds at the Proviso West Holiday Tournament as a senior. He closed his career as the fourth-leading scorer in Illinois high school basketball history with 3,034 points. He is the only player in Illinois history to rank in the state's career top 10 in points, assists and steals.

A two-time Gatorade Illinois Player of the Year, Scheyer was named to the 100 Legends of Illinois Basketball in 2007.

Following his graduation from Duke in 2010, Scheyer played professionally with the Rio Grande Valley Vipers in the NBA D League and overseas with Maccabi Tel Aviv and Gran Canaria.

Scheyer married the former Marcelle Provencial in May 2017. The couple had their first child, a baby girl named Noa, on January 29, 2018.

JON SCHEYER'S DUKE CAREER

CAREER HIGHS		CAREER STATISTICS																	
		SEASON	GP-GS	MP	FG-FGA	PCT.	3PT-A	PCT.	FT-FTA	PCT.	REB.	AVG.	PF-DQ	AS	TO	BS	ST	TP	AVG.
Points	36 vs. Gardner-Webb, 12/15/09	2006-07	33-32	1112	113-284	.398	61-167	.365	115-136	.846	110	3.3	57-1	61	52	5	39	402	12.2
Rebounds	12 vs. Pittsburgh, 12/20/07	2007-08	34-1	963	115-259	.444	47-121	.388	120-135	.889	134	3.9	56-0	83	37	9	46	397	11.7
Assists	11 vs. Penn., 12/31/09	2008-09	37-35	1214	146-368	.397	79-205	.385	179-214	.836	134	3.6	62-0	102	57	6	58	550	14.9
Steals	5, four times, last vs. Virginia, 2/28/10	2009-10	40-40	1470	212-531	.399	110-287	.383	194-221	.878	144	3.6	54-0	194	65	10	65	728	18.2
3-Pt FG	7 vs. Gardner-Webb, 12/15/09	Total	144-108	4759	586-1,442	.406	297-780	.381	608-706	.861	522	3.6	229-1	440	211	30	208	2,077	14.4
Free Throws	13, two times, last vs. FSU, 3/15/09																		



Chris Carrawell

THE PAGLIUCA FAMILY
 ASSISTANT COACH
 FIRST SEASON AT DUKE
 DUKE, 2000

Former Duke All-American Chris Carrawell begins his first season on the staff in 2018-19, as Mike Krzyzewski named him an assistant coach in March 2018.

Carrawell returns to Durham after a four-year stint as an assistant coach at Marquette University under his Duke teammate Steve Wojciechowski. The 2000 ACC Player of the Year and a first team All-America selection, Carrawell played for the Blue Devils from 1996 to 2000. He was a senior captain.

As a player at Duke, Carrawell was a two-time All-ACC selection. He is tied for 32nd on the all-time scoring list at Duke with 1,455 career points and also ranks 15th in school history with 0.8 blocks per game and tied for eighth with 116 overall wins. Duke dominated the ACC during Carrawell's career, as his 66 conference victories are the second-most by a Blue Devil.

With Carrawell on the squad, Duke won a pair of ACC Tournament titles and reached the 1999 Final Four by tying a school record for wins (37-2).



CHRIS CARRAWELL QUICK FACTS

Birthdate	November 25, 1977
High School	Cardinal Ritter College Prep, St. Louis, Mo.
College Career	Four-year letterman, Duke, 1996-2000
College Degree	B.A., Sociology, Duke, 2000
College Honors	Captain, 2000 ACC Player of the Year, 2000 Consensus First Team All-America, 2000 Two-time All-ACC, 1999, 2000 Swett-Baylin Team MVP, 2000
Coaching Career	Assistant Coach, Springfield Armor (NBA G-League), 2011-14 Assistant Coach, Marquette, 2014-18 Assistant Coach, Duke, 2018-present

The native of St. Louis, Mo., Carrawell arrived at Marquette after serving three years as an assistant coach with the Springfield Armor, an affiliate of the Brooklyn Nets, of the NBA Development League. He worked under Bob MacKinnon the first two seasons before Doug Overton took over the squad in 2013-14.

Prior to working with the Armor, Carrawell served in a variety of roles at his alma mater. He was the Assistant Video Coordinator/Assistant Strength & Conditioning Coach in 2010-11 and Graduate Assistant/Head Team Manager from 2008-10, after being hired in 2007-08 as the Duke Athletics Outreach Coordinator. He also briefly worked with the Duke women's basketball team before his departure to pro coaching.

A second round draft pick by the NBA's San Antonio Spurs, Carrawell played overseas after graduating from Duke. He last played in Holland in 2007 where his team finished second after losing in the championship finals.

Carrawell is married to his wife Keisha and is the father of two boys, Caleb and Christian.

CHRIS CARRAWELL'S DUKE CAREER

CAREER HIGHS

Points	30 vs. NC State, 1/19/00
Rebounds	10, 3x, last vs. Florida State, 1/16/00
Assists	8, 2x, last vs. William & Mary, 1/2/00
Steals	4, vs. North Carolina, 3/4/2000
Free Throws	12, 2x, last vs. NC State, 2/22/00

CAREER STATISTICS

SEASON	GP-GS	MP	FG-FGA	PCT.	3PT-A	PCT.	FT-FTA	PCT.	REB.	AVG.	PF-DQ	AS	TO	BS	ST	TP	AVG.
1996-97	31-12	503	72-125	.576	0-2	.000	27-47	.574	97	3.1	39-0	34	29	21	22	171	5.5
1997-98	32-10	710	121-251	.482	14-38	.368	66-103	.641	117	3.7	38-0	35	49	23	19	322	10.1
1998-99	39-39	1116	144-317	.454	19-55	.345	79-137	.577	188	4.9	71-1	130	84	34	30	386	9.9
1999-00	34-34	1212	205-422	.486	29-77	.377	137-176	.778	206	6.1	58-0	110	69	36	34	576	16.9
Totals	136-95	3541	542-1115	.486	62-172	.360	309-463	.667	608	4.5	206-1	309	231	114	105	1455	10.8



Nolan Smith
DIRECTOR OF
BASKETBALL OPERATIONS
FOURTH SEASON AT DUKE
DUKE, 2011

Former Duke All-American Nolan Smith joined the Blue Devils' men's basketball staff in February 2016. He spent two seasons as the team's special assistant before his promotion to director of basketball operations in March 2018.

In this role, Smith will work in conjunction with the coaching and support staff to ensure that all team-related needs are met. He will oversee the student manager program, while implementing and creating the daily basketball calendar, and practice schedule. Among a wide-range of duties, he will coordinate all meals and food for the basketball program, while assisting with team travel. As special assistant, his duties included assisting the coaching staff in developing game strategies, breaking down game film, planning practices and contributing in staff meetings.

A consensus first-team All-American and ACC Player of the Year in 2011, Smith helped lead Duke to three consecutive ACC championships (2009-11) and the 2010 NCAA title during his tenure as a student-athlete.

He was a two-time All-ACC selection (2010-11) and was named ACC Tournament MVP as a senior in 2011. Smith led the ACC in scoring in his final season and his 764 points that year still rank as the ninth-best total in program history.



NOLAN SMITH QUICK FACTS

Birthdate	July 25, 1988
High School	Oak Hill Academy, Mouth of Wilson, Va.
College Career	Four-year letterman, Duke, 2007-2011
College Degree	B.A., African & African American Studies, Duke, 2011
College Honors	Co-captain, 2011 Consensus First Team All-America, 2011 ACC Player of the Year, 2011 ACC Tournament MVP, 2011 First Team ACC All-Tournament, 2010, 2011 All-NCAA Final Four Team, 2010 South Regional Most Outstanding Player, 2010 Two-time All-ACC, 2010, 2011 ACC All-Defensive Team, 2011 Swett-Baylin Team MVP, 2010, 2011
Coaching Career	Special Assistant, Duke, 2016-18 Director of Basketball Operations, Duke, 2018-present

In helping propel Duke to its fourth national championship in 2010, Smith was named Most Outstanding Player at the NCAA South Regional in Houston and earned a place on the All-Final Four Team after the Blue Devils cut down the nets in Indianapolis.

The Upper Marlboro, Md., native currently ranks 17th on Duke's career scoring chart, having amassed 1,911 points from 2008-11. He played in 121 victories in a Duke uniform to rank fifth in program history and sixth in ACC history, and his 143 games played are tied for the eighth-most in Duke annals. He served as a team captain as a senior in 2011.

During his tenure as a student-athlete, Duke went 65-2 (.970) at Cameron Indoor Stadium to set program records for both home wins and winning percentage in a four-year period.

Smith won an international gold medal with the U.S. at the 2006 FIBA Americas U18 Championship, averaging 9.0 points and 3.5 assists per game.

Following his graduation, Smith was selected by the Portland Trail Blazers with the 21st overall pick in the 2011 NBA Draft.

In the summer of 2016, Smith was named the North Carolina state ambassador for Teen Cancer America. TCA is an organization designed to help bridge the gap between pediatric and adult oncology care. Smith serves as an ambassador alongside celebrities such as The Band Perry, Eddie Vedder and Joan Jett for the organization that was founded by rock icons Roger Daltrey and Pete Townshend of The Who.

In July 2018, Smith was one of 11 from Division I basketball named to Teamworks Basketball Leadership Committee. The committee, comprised of the most forward-thinking Teamworks' partners from around the country, will converge to help shape the future of athlete engagement and drive the development of best practices throughout the athletics industry.

NOLAN SMITH'S DUKE CAREER

CAREER HIGHS

Points	34 vs. North Carolina, 2/9/11
Rebounds	9 vs. Marquette, 11/22/10
Assists	10, 2x, last vs. North Carolina, 3/13/11
Steals	6 vs. Florida State, 1/12/11
3-Pt FG	5 vs. Miami, 2/17/10
Free Throws	13 vs. Butler, 12/4/00

CAREER STATISTICS

SEASON	GP-GS	MP	FG-FGA	PCT.	3PT-A	PCT.	FT-FTA	PCT.	REB.	AVG.	PF-DQ	AS	TO	BS	ST	TP	AVG.
2007-08	34-1	500	70-150	.467	22-57	.386	40-52	.769	52	1.5	58-0	45	49	5	18	202	5.9
2008-09	34-21	734	98-230	.426	27-78	.346	62-73	.849	74	2.2	70-1	58	55	2	32	285	8.4
2009-10	38-38	1349	239-542	.441	60-153	.392	122-159	.767	106	2.8	66-0	114	69	9	45	660	17.4
2010-11	37-37	1259	260-568	.458	57-163	.350	187-230	.813	166	4.5	72-10	189	118	3	45	764	20.6
Totals	143-97	3842	667-1490	.448	166-451	.368	411-514	.800	398	2.8	266-11	406	291	19	140	1911	13.4



Will Stephens

SPORTS PERFORMANCE COACH
20TH SEASON AT DUKE
N.C. CENTRAL, 1987

Joining Duke Athletics in 1998, Will Stephens has been with the Blue Devils for two decades. Stephens has spent his entire career at Duke as the head sports performance coach for the men's basketball team, and 17 years in the same role with women's basketball until 2016.

Stephens' hub is the Michael J. Krzyzewski Center, where he oversees player development in the state-of-the-art weight room and practice courts. During his time with Duke's basketball program, he has coached 39 NBA players, 21 WNBA players, 29 NBA first-round draft picks (including 20 lottery picks) and 11 WNBA first-round draft picks.

Thanks in part to Stephens' emphasis on the physical development of his athletes, 36 Blue Devils have recorded top 10 finishes in the 6 NBA Combine test since 2000. He has been a part of 17 ACC regular-season championships, 19 ACC tournament titles, nine Final Fours, and three National Championships.

Stephens is a member of the National Strength and Conditioning Association, and has held its certification of Strength and Conditioning Specialist since 1996.

Prior to Duke, Stephens worked in law enforcement for 13 years. He was also an accomplished powerlifter, winning three State Drug-Free Powerlifting Championships from 1991 to 1993. Stephens set the state record for deadlift (661 pounds) in 1993 and won a gold medal at the 1994 World Championships for Law Enforcement.

A native of Whiteville, N.C., he graduated from North Carolina Central University in 1987 with a degree in Criminal Justice. Stephens is married to wife Nancy and has one son, William "PJ" Stephens.



Nick Potter

DPT, ATC, LAT, OCS, SCS, CSCS, EMR
ASST. DIRECTOR OF ATHLETIC REHABILITATION
14TH SEASON AT DUKE
MERCYHURST, 2001

Nick Potter has served Duke University as the Assistant Director of Athletic Rehabilitation since joining the Blue Devils in 2005.

Potter entered his current position after completing the sports physical therapy fellowship at Duke Sports Medicine. Prior to

his fellowship, he completed a primary care residency and a manual therapy fellowship at Sports Medicine of Atlanta.

Potter has lectured over 40 times nationally and internationally at various sports medicine conferences and courses including twice at the IOC's World Conference on Injury Prevention & Illness in Sport (Monte Carlo, Monaco). He has also authored several journal articles and book chapters on topics including post-operative surgical rehabilitation, vision & reaction time training and athletic performance enhancement. In addition to his role with Duke Basketball, Potter also provides medical coverage for the USA Olympic Shooting team, previously covering the 2008 Summer Olympics in Beijing and 2016 Summer Olympics in Rio de Janeiro.

Originally from Buffalo, N.Y., Potter earned his bachelor's degree in sports medicine with emphases in athletic training and pre-physical therapy at Mercyhurst College in 2001. He was a four-year letterman on the men's soccer team, helping the Lakers to four GLIAC Championships and an NCAA semifinal appearance in 1998. His 1998 Final Four team has since been inducted into the Mercyhurst Hall of Fame.

Potter earned his doctorate in physical therapy from Duke School of Medicine in 2004. He currently holds board specialty certifications in orthopedics and sports physical therapy from the American Physical Therapy Association. Potter is also an Emergency Medical Responder through the Red Cross and is a Certified Strength and Conditioning Specialist.

Potter is married to the former Ciara Connolly of Dublin, Ireland. The couple has two sons, Conor and Finn.



Jose Fonseca

ATHLETIC TRAINER
15TH SEASON AT DUKE
PENN STATE, 1997

Jose Fonseca joined the Duke staff in 2004 and has served as the Head Men's Basketball Athletic Trainer since that time. He was elevated to Assistant Director of Athletic Medicine in July of 2018 along with his current role.

Fonseca came to Duke after spending two seasons in a similar role at University of Nebraska, where he also assisted with the Cornhuskers' nationally-ranked football program. Prior to Nebraska, he was the athletic trainer for the men's basketball and baseball teams at East Tennessee State University from 1999-2002.

Fonseca graduated from The Pennsylvania State University in 1997 with a bachelor of science degree in exercise and sports science with an emphasis in athletic training. He earned a master's degree in kinesiology in 1999.

Since becoming NATABOC certified in 1997, Fonseca has presented on multiple occasions at conferences and national symposiums. He also was part of a research team that was published in the Journal of Orthopaedic & Sports Physical Therapy studying the effects of lateral ankle sprains.

Fonseca is married to the former Janna Cinnamon of Omaha, Neb. The couple has one son, Pedro "Pete," and one daughter, Alexis "Lexi."



Zach Marcus

VARADHAN FAMILY BASKETBALL FELLOW
MEN'S BASKETBALL ASSISTANT
FIRST SEASON AT DUKE
DUKE, 2018

Following a four-year stint as a Duke Basketball manager, Zach Marcus joined Duke's staff in the summer of 2018 as a staff assistant.

In this role, Marcus will assist in all phases of Duke's program, including operation, video, scouting and recruiting. As a four-year manager, he assisted in the management of the team's daily practices, supported team travel and logistics, coordinated meal orders and aided in players' workouts and training.

He was elevated to the role of student video coordinator, a position that put him responsible for scouting and video editing. Marcus provided advance scouting reports to assistant coaches, developed offensive play diagrams and managed the collection of advanced statistics.

While also with Duke, Marcus was directly involved with the organization of head coach Mike Krzyzewski's Summer Camps and K Academy, Coach K's summer fantasy camp.

While a student, Marcus spent the summers of 2016 and 2017 as a video intern with the Miami Heat.

A five-time member of Duke's Dean's List, Marcus earned his bachelor's degree in public policy in 2018. The native of Boca Raton, Fla., was a four-year basketball player at West Boca Raton High School.



Kenny King

**THE STEVE & MELINDA DUNCKER
ACADEMIC SUPPORT DIRECTOR &
CAMPUS RELATIONS COORDINATOR
17TH SEASON AT DUKE
DUKE, 2000**

Kenny King has been on the staff of his alma mater since 2002, serving Duke men's basketball as the team's academic support director and student life and campus relations coordinator. His primary focus remains the team's academic performance, though his role was expanded to include all aspects of student life in 2007.

King's main responsibilities include class scheduling, tutoring, time management and long-term planning, as well as serving as the program's liaison for campus affairs. He maintains strong lines of communication with undergraduate faculty, in addition to the graduate, professional and international communities. King also assists the Duke coaching staff with various recruiting responsibilities and the direction of both Mike Krzyzewski's basketball camp and K Academy.

King served four seasons as a student manager at Duke from 1997-2000. Following his graduation, he worked at Morgan Stanley for two years as an analyst in the Fixed Income Division in the company's New York and London offices.

A native of Harrison, N.Y., King graduated cum laude from Duke with a B.S. in economics and a minor in chemistry. He earned an MBA from Duke's Fuqua School of Business in 2008. He and his wife, the former Robin Hutchison, have three sons, John Kenny III, William and Alexander, and one daughter, Kathryn.



Kevin Cullen

**DIRECTOR OF INFORMATION TECHNOLOGY
11TH SEASON AT DUKE
DUKE, 2007**

Kevin Cullen has spent the last decade with his alma mater and currently serves Duke men's basketball as the program's director of information technology.

After graduating from Duke in 2007, Cullen returned to the Blue Devils in 2008 as the program's video coordinator. Following a promotion to his current role in 2013, Cullen oversees all aspects of the team's video needs, including opponent scouting, film exchange, managing the video room and supplying the coaching staff with game film. Cullen served in a similar capacity with USA Basketball from 2008-16.

A Durham, N.C., native, Cullen was a manager and assistant video coordinator for the men's basketball program as an undergraduate. In addition to assisting the staff and team with logistics relating to practice, scouting, games and travel, he worked with the director of basketball operations to coordinate all video needs for the staff. In 2007, he received the Gopal Varadhan Senior Manager Award.

Following graduation, he spent one year as a support manager with Sportstec, USA. In that position, he trained customers to use the software and develop efficient workflows. He also managed customer accounts in the Southeast United States and developed the platform for Sportstec's future user interface.

Cullen and his wife, Holly, reside in Durham with their daughter, Grace.



2018-19 Duke Basketball Returning Managers

Back Row (L-R): Elijah Williams (Soph./Orlando, Fla.), Seth Scott (Soph./Asheville, N.C.), Director of Basketball Operations Nolan Smith, Head Coach Mike Krzyzewski, Trevor Marcus (Soph./Boca Raton, Fla.), Jeremy Spiera (Soph./New York, N.Y.).
Front Row (L-R): Jack Tauber (Jr./Englewood, N.J.), Ronald Dombroski (Jr./Castle Hayne, N.C.), Michael McAloon (Sr./Staten Island, N.Y.), David Karamardian (Sr./Newport Beach, Calif.), Michael Scheinert (Jr./Phoenix, Ariz.), Neb Tibebe (Jr./Schaumburg, Ill.).



Jon Jackson
 SENIOR ASSOCIATE AD/EXTERNAL AFFAIRS
 19TH SEASON AT DUKE
 PENN STATE, 1990

Jon Jackson was named Senior Associate Athletics Director for External Affairs in July of 2014 after serving as Associate Athletics Director in various roles since 2007.

Jackson oversees Duke Athletics' marketing, ticket operations, digital media, sports information and video operations departments. Additionally, he is responsible for Duke Athletics' strategic communications, including that of its highly visible and successful men's basketball program. Jackson handles media activities specifically relating to Duke head coach Mike Krzyzewski. He serves as the department's liaison with campus communication groups and is the primary administrator for the Blue Devils' wrestling program, which as a non-scholarship program, has placed in the top 40 nationally in each of the last five seasons, including a program-best 22nd in 2018.

Jackson was named Duke Sports Information Director in January 2000 and remained in that position for eight years. He arrived at Duke after serving as an Assistant Athletics Director for Communication at Southern Methodist University in Dallas. While at SMU, Jackson oversaw the media efforts for all 17 of the school's intercollegiate sports and was the primary contact for the Mustang football and men's basketball programs. He began his SMU career as an Assistant Sports Information Director in 1991.

Jackson went to SMU after working for one year as a Staff Assistant at the University of Florida in 1990-91 and three years as a student assistant at the Penn State University SID office. He also interned with the United States Olympic Committee during the summer of 1990. A native of Lebanon, Pa., Jackson graduated from The Pennsylvania State University with distinction in 1990 with a B.A. in mass communications.

Jackson and his wife Cheryl reside in Durham. He has two children - daughter Kailey and son Evan.



Mike DeGeorge
 DIRECTOR OF SPORTS INFORMATION
 SECOND SEASON AT DUKE
 DAYTON, 2005

Mike DeGeorge joined the Duke Athletics staff in November of 2017 and serves as the Director of Sports Information. In this role, he serves as the primary communications contact for the men's basketball and men's golf programs.

In this role, DeGeorge handles all media activities for the school's high-profile men's basketball program. He works with the student-athletes and staff on best practices for speaking with the media, and coordinates all interview requests. DeGeorge also works closely with the program's @DukeMBB creative team.

DeGeorge came to Durham following a nearly two-year stint as the Assistant Athletics Director for Communications and Broadcasting at Kennesaw State. While with the Owls, DeGeorge led, managed and oversaw the athletics communications, media and broadcasting units, and was involved with long and short-term planning for the overall department.

Prior to his tenure in Kennesaw, he worked in the sports information departments at Georgia Tech and the University of Richmond. DeGeorge served as the primary contact for football and baseball at Georgia Tech and with the Richmond football team, which won the 2008 Division I National Championship.

A native of Buffalo, N.Y., DeGeorge earned a bachelor's degree at the University of Dayton and began his career in the Flyers' Athletics Communication office. He spent one year as a Sports Information Assistant at Xavier University before moving on to Richmond.

DeGeorge resides in Durham.



Josh Foster
 SPORTS INFORMATION ASSISTANT
 FIRST SEASON AT DUKE
 ALABAMA, 2017

Josh Foster joined the Blue Devils staff in August of 2018, and serves as a Sports Information Staff Assistant. He serves as the primary communications contact for Duke's cross country, rowing and track programs as well as the secondary contact for men's basketball.

During the summer of 2016, Foster was a Duke Athletics Open Door Initiative Intern. He assisted in support roles and became familiar with responsibilities in various departments, including human resources, development, compliance, marketing, social media, sports information and ticketing.

A President's List Scholar and Dean's List Scholar, Foster graduated from the University of Alabama in December of 2017 with a degree in human performance and exercise science. He is currently pursuing a master's in sports business management from Alabama.

While at Alabama, Foster served as a student assistant in the Athletic Communications office for three years, working primarily with the baseball and football programs. He also volunteered at the SEC Men's Basketball Tournament in March of 2018.

Foster resides in Durham.



David Bradley

**CREATIVE DIRECTOR
15TH SEASON AT DUKE
DUKE, 2004**

David Bradley, who has served on the Duke men's basketball support staff for 14 years, enters his first as the program's creative director. In this role, Bradley will lead the unit that oversees the @DukeMBB social media strategy, messaging and branding.

Bradley has been involved with Duke's branding and recruiting efforts for more than a decade, helping Duke Basketball become the most-followed program in college athletics. Bradley will be tasked with keeping the Blue Devils at the forefront of social media strategy, recruiting, messaging, and former player involvement.

With Bradley leading the charge, the Blue Devils streamlined their social media efforts in the Fall of 2016 to bring Duke Basketball social media and branding under one umbrella, @DukeMBB. Previously, Bradley oversaw the successful Duke Blue Planet brand, which has transitioned from social media channels to a weekly long-form video series.

The team's Twitter handle surpassed 2 million followers in 2017 and is the most-followed Twitter account in college sports. In total, Duke Basketball has the largest social following in college sports across Twitter, Instagram and Facebook, with over 3.6 million followers.

The West Simsbury, Conn., native earned a degree in sociology from Duke in 2004, graduating cum laude while working in the Duke Basketball office for three years. He served as the program's director of basketball operations for four years before being elevated to the position of creative director in March 2018.

Bradley and his wife, Gina, assistant director of athletics for business operations at Duke, reside in Durham with their daughter, Quinn, son, Owen, and dog, Piper.

DUKE SOCIAL MEDIA RANKS

MOST COMBINED SOCIAL MEDIA FOLLOWERS (FB, TWITTER, IG)

School	Sport	Followers*
Duke	Men's Basketball	3.64 million
Alabama	Football	2.64 million
Michigan	Football	2.59 million

MOST TWITTER FOLLOWERS IN COLLEGE BASKETBALL

School	Conference	Followers*
Duke	ACC	2.3 million
Indiana	Big Ten	1.1 million
North Carolina	ACC	968,000

*As of July 2018



Nolan Elingburg

**ASSOC. DIRECTOR/BLUE DEVIL NETWORK
SEVENTH SEASON AT DUKE
ELON, 2011**

Nolan Elingburg is in his seventh year as a member of the Duke Athletics staff and his second working directly with the men's basketball program.

In his current role, he works with the @DukeMBB creative team to ensure that program recruiting, branding and social media needs are met, as well as maintaining responsibilities with GoDuke.com and Coach K's weekly TV show.

Prior to his appointment directly with men's basketball, Elingburg also produced video highlights and content for Duke's football and men's lacrosse programs.

A native of Greensboro, N.C., Elingburg graduated from Elon University in 2011 with a degree in broadcast journalism. While at Elon, Elingburg played baseball on the club team for four years and interned with the Greensboro Grasshoppers and TVGuide.com. He returned to Elon to earn his master's degree in interactive media in 2012 while also working as a videographer and web developer for the school's Athletic Department.

He and his wife Danielle reside in Raleigh.



Stephen Broome

**CREATIVE COORDINATOR
SECOND SEASON AT DUKE
CLEMSON, 2017**

Stephen Broome is in his second year as creative coordinator for the Duke men's basketball program.

In this role, he works with the @DukeMBB creative team to ensure that program recruiting, branding and social media needs are met. Broome edits the program's weekly Duke Blue Planet show -- a long-form series that goes behind the scenes to showcase the Duke Basketball team, players and staff.

Planet show -- a long-form series that goes behind the scenes to showcase the Duke Basketball team, players and staff.

The Columbia, S.C., native graduated from Clemson in 2017 with a B.A. in communication and minors in film studies and religion. He was a two-time Dean's List honoree.

While an undergraduate, he worked as a student videographer with the Clemson Athletic Communications office. He was the primary creator of video content for the Clemson men's basketball program's social media channels during the 2016-17 season.

Broome has also done freelance work for Turner Broadcasting during the 2016 NBA Western Conference Finals and the NCAA during the 2016 College World Series, among others. He has also volunteered with Young Life in recent years.

Broome and his wife Jessie live in Durham.



Todd Mesibov

SENIOR ASSOCIATE AD/COMPLIANCE
13TH SEASON AT DUKE
CARLETON, 1997

Todd Mesibov joined the Duke staff in November of 2006 and serves as the department's Senior Associate Director of Athletics/Compliance.

Mesibov majored in economics and graduated from Carleton (Minn.) College in 1997, where he was a three-year letterman on the golf team. In 2002, he graduated from Michigan Law School, where he was Executive Editor of Michigan Law Review and was elected to the Order of the Coif. In addition, Mesibov clerked for the Honorable Terence T. Evans on the U.S. Court of Appeals for the Seventh Circuit and for the Supreme Court of Palau.

A member of the state bars of North Carolina, Minnesota, and Wisconsin, Mesibov joined Duke Athletics after working in the Business Law group of Foley & Lardner, LLP in Milwaukee, Wis.

A native of Chapel Hill, N.C., Mesibov is married to the former Katie Eyes of West Hartford, Conn., and the couple has two children, Nell and Milo.



Cedric Prowell

EQUIPMENT OPERATIONS MANAGER
NINTH SEASON AT DUKE
ALABAMA, 2009

Cedric Prowell joined the Duke Athletics staff in February 2010 and is in his second full season as equipment operations manager for the Duke men's basketball program.

Prior to moving to the equipment office, Prowell worked in the Duke strength and conditioning department.

A native of Tuscaloosa, Ala., Prowell is a 2009 graduate of the University of Alabama. He previously worked in the strength and conditioning field at both his alma mater and Ohio State University.



Gerry Brown

EXECUTIVE ASST. TO MIKE KRZYZEWSKI
34TH SEASON AT DUKE

The 2018-19 season marks Gerry Brown's 34th year working at Duke University. She is in her 32nd season directly with Duke Basketball and her 24th season as Mike Krzyzewski's executive assistant.

She works closely with numerous senior university and athletic administrators and the Duke Basketball staff in coordinating Krzyzewski's calendar and speaking engagements on and off campus, and assists Coach K with all of his travel and recruiting responsibilities. Brown is also in charge of coordinating ticket requests that the basketball office receives and those of the coaching staff and players.

She has previously worked for Duke's Physical Education Department and the Athletics Ticket Office.

Brown and her husband, Philip, have two grown children, Philip and Megan, and four grandchildren: August and Lela Brown and James and Caroline Shafferman (twins).



Laura Ann Howard

ADMINISTRATIVE ASSISTANT
28TH SEASON AT DUKE

Laura Ann Howard is in her 28th season in the Duke basketball office as an administrative assistant. She works closely with the Duke assistant coaches, assisting them with their schedules, travel and recruiting responsibilities.

Howard coordinates administrative duties involving the Duke basketball staff and players. She is also in charge of coordinating all player autograph requests.

Howard and her husband, Steve, have two daughters, Rachel Ann and Emma, and a son, Jake.



Francis Dizon

SPORTS NUTRITION FELLOW
FIRST SEASON AT DUKE

Francis Dizon joined the Duke Athletics staff in July of 2018 and serves as a Sports Nutrition Fellow.

Dizon came to Duke after working the previous year as a Performance Nutrition Intern with the men's basketball program at UCLA.

A native of Los Angeles, Calif., Dizon graduated from Cal State Long Beach in 2015 with a degree in nutrition and dietetics. He earned a master's degree in nutritional science from Cal State Long Beach in 2017.

Duke Basketball Legacy Fund



Debbie K. Savarino

**ASST. AD/SPECIAL EVENTS &
DIRECTOR OF THE LEGACY FUND**

Debbie K. Savarino joined the Duke staff in 2002 as the primary fund raiser for Duke's sports performance research facility, The K Lab. In 2004, she was named Assistant Director of the Legacy Fund and External Relations Director for Men's Basketball, and was subsequently named Assistant Director of Athletics for Special Events and Director of the Legacy Fund in 2015.

Savarino is responsible for all special events involving the team within the Duke and Durham communities to include Countdown to Craziness, the annual team poster production, the end of season banquet and K Academy while maintaining relationships with the Duke Children's Hospital, The Emily K Center and The Jimmy V Foundation.

As Director of the Legacy Fund, Savarino is part of a fundraising team that has a current historical high of 47 active partners and has raised more than \$115 million for the program. This team has fully endowed the basketball program to include all player scholarships and coaching positions. Monies raised have also built and maintained the facilities used by the program.

Savarino also works hand in hand with Duke Corporate Education and Fuqua School of Business as a designer and facilitator for corporate events based on team work and leadership skills. These programs have been implemented by some of the world's top corporations.

A 1993 Duke graduate with a degree in sociology, Savarino is active in the Durham community, serving on the board at the Emily K Center and volunteering with the Duke Children's Hospital. She and her husband, Peter have four children, Joey, Michael, Carly and Emmie.



Angela Cox

ADMINISTRATIVE ASSISTANT/LEGACY FUND

Angela Cox was named administrative assistant for the Duke Basketball Legacy Fund in September of 2014. She assists the deputy director of athletics and helps coordinate the day-to-day operations of the Legacy Fund.

Previously, Cox served as an electromyography technician for the Division of Neurology at the Duke University Medical Center, where her responsibilities included performing nerve conduction studies on patients while maintaining supplies for

EMG machines, assisting the director with budget preparation and coordinating the annual chemodenervation workshop.

In addition to her time as an electromyography technician, Cox also held the position of medical secretary for the Division of Neurology for 25 years. During that time, she scheduled consultations and studies for patients, gathered relevant information and compiled records for new patients, served as the liaison with administrative personnel and acted as time manager for office personnel.

Cox, a Durham native, and her husband, Cliff, currently reside in Bahama, N.C.



Rachel Curtis

**ASST. AD/ATHLETICS FACILITIES BRANDING &
DIRECTOR OF THE BASKETBALL LEGACY FUND**

Rachel Fish Curtis joined Duke Athletics in 2001 and serves as Assistant Athletic Director for Athletics Facilities Branding and Director of the Basketball Legacy Fund.

Curtis is responsible for strategic design and environmental branding for all Athletics facilities, working closely with coaches and sports administrators to build the individual sport identities while implementing the overall Duke brand. In her current role,

Curtis leverages her design and branding expertise in supervising athletic facility planning, design, and execution for all 27 of Duke's intercollegiate sports programs.

As Director of the Legacy Fund, Curtis works closely with the nearly 50 active partners who support the men's basketball program. The Legacy Fund has fully endowed men's basketball scholarships as well as coaching salaries. In addition, the fund provides capital funding for facilities and additional program needs.

Curtis's responsibilities also include supervision of initiatives and special projects related to Men's Basketball, including the annual K Academy. She received her Bachelor's Degree (English) from Duke University in 1996.

A native of North Carolina, Curtis lives in Durham with her husband, David Curtis, and their three children - Ben, Sophie, and Tilly.

Duke Basketball Legacy Fund

Duke basketball and world-class success are synonymous. Building the financial infrastructure of the program through the Duke Basketball Legacy Fund and its other development initiatives are imperative to continue that success. Coach K's mission to build an everlasting basketball program speaks for his desire to see the program sustained well past his coaching days.

The Legacy Fund began in January 2000 with the aim to establish a comprehensive endowment fund for player scholarships, coaches' salaries and operational budget, build a capital fund to enhance historic Cameron Indoor Stadium, address year-round training needs and meet the overall demands of the program. Each of the active partners to the fund have contributed a minimum of \$1 million each and have contributed a total of over \$115 million to date. In September of 2012, Steve and Judy Pagliuca gave a \$2.5 million gift to endow two assistant coaching positions and to name the program's annual Coaches' Award. The gift officially closed the named endowment opportunities that were presented when the Legacy Fund was created in 2000.

One of Duke's all-time greats and one of only 13 players in school history to have his jersey number retired, Grant Hill once again leads the Blue Devils by serving as the Chairman of the Duke Basketball Legacy Fund. The six-time NBA All-Star and three-time All-American led off the fundraising initiative with a \$1 million gift to endow a scholarship in his and his wife Tamia's names.

The contributions of Legacy Fund members has also led to several facility upgrades, including renovations to Cameron Indoor Stadium, the Schwartz/Butters Athletic Center and the building of Michael W. Krzyzewski Center - Dedicated to Academic & Athletic Excellence.

The Legacy Fund has also funded a foreign basketball trip to London in 2003, upgraded recruiting travel with strategic use of private planes and fully funded and outfitted the Duke Basketball Museum & Duke Athletics Hall of Fame in the Schwartz/Butters Athletics Center in 2010.

Several other programs have grown from the initial and unique Legacy Fund development plan. In 2002, Duke became just the second school to initiate a Venture Capital Co-Investment Fund within an athletic department, and that group now numbers 17 strong, with each investor giving a \$50,000 gift. Duke basketball's connection with the Fuqua School of Business has translated into the annual Coach K / Fuqua Conference on Leadership and seven years ago established the unique Fuqua / Coach K Center on Leadership & Ethics.

Another anchor to the year-round Duke Basketball efforts has been the summer basketball fantasy camp, K Academy. Each year, campers from around the country join Duke's former players for a five-day, one-of-a-kind Duke basketball experience. This past summer, 80 campers and more than 30 former Duke players came to Cameron for the experience.

As National Coach of the Decade for the 1990s and Duke's visionary leader, Coach K endeavors to secure the future of the program. With the creation of the Duke Basketball Legacy Fund, the program's heralded past and its future success will be forever linked.

DUKE BASKETBALL LEGACY FUND QUICK FACTS

There have been a total of 59 partners/donors during the history of the Legacy Fund, with a current historical high of 47 active today and 26 Lifetime Partners, having committed to \$2 million or more. The group has contributed more than \$115 million to Duke basketball related projects including:

- The \$15.0 million Schwartz/Butters Athletic Center
- The \$18.5 million The Michael W. Krzyzewski Center
- Fully outfitting Student-Athlete Academic Center
- Fully outfitting Scharf Hall
- Fully outfitting the Gunnar Peterson Strength and Conditioning Room
- Fully outfitting video theatre and classroom
- Endowment of 13 men's basketball scholarships
- Endowment of head coach position
- Endowment of associate head coach and two assistant coach positions
- Endowment of academic advisor, basketball intern and two-and-a-half basketball student manager positions
- Massive Cameron Indoor Stadium renovations and upgrades include HVAC system, Fox Family Lobby, locker room, training room, concourse floor and memorabilia work, Legacy Room, basketball memorabilia displays, sound system, custom video scoreboard as well as deep cleaning and painting the upstairs seating
- Fully funding and outfitting the Duke Basketball Museum and Duke Athletics Hall of Fame in the Schwartz-Butters Athletics Center
- Upgrading recruiting travel with strategic use of private planes
- Upgrading video/computer technology and equipment
- Funding foreign basketball trips to London in 2003, China/Dubai in 2011, Canada in 2018 and Duke Elevate to New York in 2013
- Upgrading financial compensation and support to top coaching staff in college basketball
- Initially funding the creation of The K Academy in 2002 - the top college sports fantasy camp in the country
- Initially funding the creation of The Coach K/Fuqua Conference on Leadership in 2001 - the first collaborative athletics/business school venture in the country



Duke Basketball Legacy Fund

DUKE BASKETBALL ENDOWED SCHOLARSHIPS

GRANT & TAMIA HILL SCHOLARSHIP

2001	Nate James
2002	Mike Dunleavy
2003	Dahntay Jones
2004	Chris Duhon
2005	J.J. Redick
2006	Shelden Williams
2007	Josh McRoberts
2008	Gerald Henderson
2009	Greg Paulus
2010	Jon Scheyer
2011	Kyle Singler
2012	Miles Plumlee
2013	Seth Curry
2014	Rodney Hood
2015	Amile Jefferson
2016	Marshall Plumlee
2017	Matt Jones
2018	Wendell Carter, Jr.
2019	Alex O'Connell

DAVID T. BORMAN MEMORIAL SCHOLARSHIP

2003	Andy Borman
2004	Andy Borman
2005	Shavlik Randolph
2006	Sean Dockery
2007	Jamal Boykin
2008	Martynas Pocius
2009	Brian Zoubek
2010	Ryan Kelly
2011	Casey Peters
2012	Marshall Plumlee
2013	Todd Zafirovski
2014	Matt Jones
2015	Sean Obi
2016	Justin Robinson
2017	Jack White
2018	Alex O'Connell
2019	Joey Baker

KEVIN & GAYLA COMPTON SCHOLARSHIP

2004	J.J. Redick
2005	Shelden Williams
2006	DeMarcus Nelson
2007	Greg Paulus
2008	Nolan Smith
2009	David McClure
2010	Andre Dawkins
2011	Josh Hairston
2012	Seth Curry
2013	Marshall Plumlee
2014	Semi Ojeleye
2015	Rasheed Sulaimon
2016	Luke Kennard
2017	Javin DeLaurier
2018	Antonio Vrankovic
2019	Jordan Goldwire

GUNNAR PETERSON SCHOLARSHIP

2004	Sean Dockery
2005	Lee Melchionni
2006	Greg Paulus
2007	Lance Thomas
2008	Brian Zoubek
2009	Gerald Henderson
2010	Nolan Smith
2011	Miles Plumlee
2012	Michael Gbinije
2013	Ryan Kelly
2014	Josh Hairston
2015	Semi Ojeleye
2016	Chase Jeter
2017	Jayson Tatum
2018	Gary Trent, Jr.
2019	Zion Williamson

CAPT. BILL KRZYZEWSKI SCHOLARSHIP

2004	Nick Horvath
2005	Daniel Ewing
2006	J.J. Redick
2007	DeMarcus Nelson
2008	DeMarcus Nelson
2009	Jon Scheyer
2010	Kyle Singler
2011	Nolan Smith
2012	Ryan Kelly
2013	Mason Plumlee
2014	Tyler Thornton
2015	Quinn Cook
2016	Amile Jefferson
2017	Grayson Allen
2018	Grayson Allen
2019	Javin DeLaurier

MICHAEL & CANDACE OLANDER SCHOLARSHIP

2006	Lee Melchionni
2007	David McClure
2008	Greg Paulus
2009	Nolan Smith
2010	Miles Plumlee
2011	Seth Curry
2012	Mason Plumlee
2013	Rodney Hood
2014	Alex Murphy
2015	Marshall Plumlee
2016	Luke Kennard
2017	Chase Jeter
2018	Jordan Tucker
2019	Jack White

THE CLASS OF 1986 SCHOLARSHIP

2007	Jon Scheyer
2008	Kyle Singler
2009	Elliot Williams
2010	Lance Thomas
2011	Kyrie Irving
2012	Andre Dawkins
2013	Rasheed Sulaimon
2014	Jabari Parker
2015	Tyus Jones
2016	Grayson Allen
2017	Amile Jefferson
2018	Justin Robinson
2019	Cam Reddish

THE STEVE & MELINDA DUNCKER SCHOLARSHIP

2008	Jon Scheyer
2009	Lance Thomas
2010	Brian Zoubek
2011	Mason Plumlee
2012	Tyler Thornton
2013	Alex Murphy
2014	Quinn Cook
2015	Grayson Allen
2016	Sean Obi
2017	Frank Jackson
2018	Trevon Duval
2019	Tre Jones

THE GOODMAN FAMILY SCHOLARSHIP

2010	Olek Czyn
2011	Tyler Thornton
2012	Quinn Cook
2013	Amile Jefferson
2014	Rasheed Sulaimon
2015	Justise Winslow
2016	Derryck Thornton
2017	Harry Giles
2018	Jordan Goldwire
2019	Marques Bolden

THE GOODMAN FAMILY SCHOLARSHIP II

2013	Josh Hairston
2014	Andre Dawkins
2015	Matt Jones
2016	Antonio Vrankovic
2017	Sean Obi
2018	Jack White
2019	Justin Robinson

THE JEREMY K. MARIO '92 SCHOLARSHIP

2010	Jordan Davidson
2011	Andre Dawkins
2012	Alex Murphy
2013	Quinn Cook
2014	Amile Jefferson
2015	Justise Winslow
2016	Brandon Ingram
2017	Marques Bolden
2018	Marvin Bagley III
2019	Jordan Goldwire

THE CLASS OF 2010 SCHOLARSHIP

2011	Andre Dawkins
2012	Austin Rivers
2013	Tyler Thornton
2014	Marshall Plumlee
2015	Jahlil Okafor
2016	Matt Jones
2017	Luke Kennard
2018	Javin DeLaurier
2019	R.J. Barrett

THE JIM STRATHMEYER SCHOLARSHIP

2012	Josh Hairston
2013	Andre Dawkins
2014	Todd Zafirovski
2015	Sean Obi
2016	Nick Pagliuca
2017	Antonio Vrankovic
2018	Marques Bolden
2019	Jack White

THE COURTNEY SHIVES SCHOLARSHIP

2014	Matt Jones
2015	Sean Obi
2016	Justin Robinson
2017	Jack White
2018	Alex O'Connell
2019	Justin Robinson

VARADHAN MEMORIAL MANAGER SCHOLARSHIP

2004	Max Perkins
2005	six senior managers
2006	Brian DeStefano
2007	Kevin Cullen, Chris Lauten Scott Naturman
2008	Chris Lauten
2009	Griffin Tormey, Joey McMahon
2010	Eric Skeffington
2011	Sarah Helfer
2012	John McGinty and Kyle Mumma
2013	Kate Wheelock and Kyle Mumma
2014	Scott Lamson
2015	Mike Sotsky
2016	Ale Sant'Albano
2017	Jon Payne and Drew Goldstein
2018	Zach Marcus and Zack Spiera

VARADHAN UNDERGRADUATE MANAGER SCHOLARSHIP

2011	Pat Thompson
2012	Kate Wheelock
2013	John McGinty
2014	Jamie Stark
2015	Derek Rhodes
2016	Drew Goldstein and Jon Payne
2017	Alex Blutman
2018	Michael Karamardian

VARADHAN FAMILY BASKETBALL FELLOW

2011	Chris Carrawell
2012	Pat Thompson
2013	Casey Stevenson
2014	Casey Stevenson
2015	Raashid Yassin
2016	Mike Sotsky
2017	Nolan Smith
2018	Nolan Smith
2019	Zach Marcus

CHRISTIAN LAETTNER & BRIAN DAVIS SCHOLARSHIP

2006	Josh McRoberts
2007	Gerald Henderson
2008	David McClure
2009	Kyle Singler
2010	Mason Plumlee
2011	Ryan Kelly

BILL JESSUP SCHOLARSHIP

2003	Chris Duhon
2004	Daniel Ewing
2005	Patrick Johnson
2006	Jamal Boykin
2007	Martynas Pocius
2008	Lance Thomas



Kevin M. White

VICE PRESIDENT & DIRECTOR OF ATHLETICS
ADJUNCT PROF. OF BUSINESS ADMINISTRATION
ST. JOSEPH'S COLLEGE, 1972

Kevin M. White was named Duke University's vice president and director of athletics on May 31, 2008. He also serves as an adjunct professor of business administration at the university.

White, 68, arrived at Duke after leading Notre Dame's athletics program for eight years. In addition to previously holding AD positions at Arizona State University, Tulane University, the University of Maine and Loras College in Iowa, White has served in a number of prominent national leadership roles within intercollegiate athletics, including his service in 2006-07 as president of the National Association of Collegiate Directors of Athletics (NACDA) and in 2005-06 as president of the Division I-A Athletic Directors Association.

Always in demand as a visionary leader, White currently serves on the NCAA Division I Men's Basketball Committee and the United States Olympic Committee (USOC) Board of Directors. In July 2018, White was announced as the chair of the NCAA Men's Basketball Committee for 2019-20 (he will serve as vice chair in 2018-19). In October of 2017, White was selected to chair the newly formed USOC Collegiate Advisory Council (CAC) to guide and strengthen Olympic sport programming at the collegiate level. The 11-member council is charged with bridging the gap between high-contributing collegiate stakeholders and the Olympic Movement.

A testament to the tremendous respect he has garnered within the college athletics community, White has earned multiple high profile awards throughout his career. That impressive list includes the GeneralSports TURF Systems Division I-A Central Region Athletic Director of the Year (2006), the NCAA Football Bowl Subdivision Under Armour AD of the Year Award presented by NACDA (one of four recipients in 2013), the National Football Foundation's John L. Toner award (2015), Sports Business Journal's Athletic Director of the Year award (2015), Bobby Dodd AD of the Year (2015), and the Carl Maddox Sports Management Award (2015).

Guided by the Strategic Plan that was approved by Duke's Board of Trustees in April of 2008, White made an immediate - and lasting - impact on Duke Athletics. In addition to leading the department to unprecedented success in competition, he reshaped the organization into a more efficient department; strengthened ties to both campus and community constituents through consistent outreach efforts; successfully oversaw Duke Athletics' record-breaking fundraising efforts; streamlined and invested in staffing and forged partnerships with major corporate entities to enhance revenue streams to historically high levels; commissioned and executed a master facilities plan to position Duke well into the 21st Century; implemented significant diversity and inclusion efforts for Duke Athletics; and emphasized a stronger commitment to the university's intramural, club and recreational sports programs.

Since White's arrival, Duke has captured seven NCAA Championships - women's tennis in 2009, men's basketball in 2010 and 2015, men's lacrosse in 2010, 2013 and 2014, and women's golf in 2014 - and 22 ACC titles. On the strength of 16 teams participating in postseason competition and robust finishes in several sports, Duke ranked 11th in the 2018 Learfield Sports Directors' Cup standings, which determine an institution's all-around strength in intercollegiate athletics. The 11th-place showing marked the 15th consecutive year that Duke has ended among the nation's top 35 programs. In 2011, Duke placed fifth, matching the school's best finish in the rankings and its 1171.50 points earned were the most in program history. In White's 10 years at Duke, the Blue Devils placed 17th (2009), 10th (2010), fifth (2011), 16th (2012), 12th (2013), ninth (2014), 20th (2015), 24th (2016), 32nd (2017) and 11th (2018) in the Directors' Cup standings.

Ninety-six Blue Devil teams ranked among the nation's top 10 teams during the past 10 seasons with 18 - men's basketball (2009, 2010, 2011, 2013, 2015, 2017, 2018), field hockey (2016, 2018), men's lacrosse (2010, 2013, 2014, 2018), women's golf (2012, 2015) and women's tennis (2009, 2010, 2014) - reaching No. 1. In all, 167 Blue Devil teams advanced to NCAA postseason competition during White's Duke tenure. In 2017-18, Duke claimed two ACC championships in men's fencing and women's golf, while women's soccer and women's tennis earned regular season titles. Individually, Duke student-athletes claimed 11 ACC Player of the Year awards including positional honors, five individual ACC championships, and five ACC Scholar Athletes of the Year awards. In 2016, Duke was the only athletic department in the nation to have a football bowl champion, a Sweet 16 appearance in men's basketball and secure a baseball NCAA postseason berth and in 2018, Duke became just one of four schools over the past decade to win a bowl game, reach the Sweet 16 in both men's and women's basketball and advance to the Super Regional round in baseball in the same season.

Individually, 335 student-athletes earned All-America, 657 All-ACC and 282 All-Region or District honors the past 10 years. During White's tenure, Duke boasts 13 NCAA individual champions in Curtis Beach (indoor track and field heptathlon in 2012 and 2014), Juliet Bottorff (outdoor track and field 10k in 2011), Virginia Elena Carta (women's golf in 2016), Mallory Cecil (women's

tennis in 2009), Abby Johnston (three-meter diving in 2011), Nick McCrory (platform diving in 2010, 2011, 2013 and 2014), and Becca Ward (women's fencing, saber in 2009, 2011 and 2012).

Academically, Duke teams continued strong performances under White. In the 2017-18 academic year, 26 of 27 Blue Devil varsity teams earned grade point averages of 3.0 or better during the fall and spring semesters. Additionally, 86 student-athletes earned Dean's List honors in the fall semester, while 84 did so in the spring. Overall, a league-record 493 Blue Devil student-athletes made the latest All-ACC Honor Roll. Duke has led the conference in Honor Roll selections 30 times in the past 31 years, including the record-setting 2018 performance by its student-athletes.

In two key elements in tracking a department's academic success, Duke ranked among the nation's best again. Statistics for the Graduation Success Rate (GSR) indicated that 97 percent of freshmen student-athletes receiving scholarship aid or recruited individuals participating in programs that do not offer athletic aid graduated from Duke within six years. Fourteen Duke teams achieved a 100% GSR. Also, 11 Blue Devil teams were ranked in the top 10% of their respective sports in the most recent Academic Performance Rate (APR) Report. In the 2018 report, Duke Football (992) ranked fourth among all FBS schools. In all, Duke totaled the highest APR scores among ACC institutions in 12 of the league's 25 sports women's cross country (1000), men's fencing (1000), women's fencing (1000), field hockey (1000), football (992), men's golf (1000), men's lacrosse (995), women's lacrosse (1000), men's soccer (1000), women's soccer (1000), women's tennis (1000) and volleyball (1000). Also, six additional Duke programs ranked among the ACC's top six in their respective sports.

Last year, three Duke student-athletes were selected as CoSIDA Academic All-Americans, while 78 others received National Scholar-Athlete or Scholar All-America accolades. In White's 10-year tenure, former women's tennis player Parker Goyer won a Rhodes Scholarship (2009), while pole vaulter Sally Liu (2009) and swimmer Allie Speidel (2011) earned Marshall Scholarships.

Under White, Duke has continued its focus on outreach to the local community. Modeling the NCAA Student-Athlete Development program's commitment to service, learning projects and outreach, more than 600 Duke student-athletes across all sports participated in a combined effort of more than 3,000 community service hours during the 2017-18 academic year.

White's commitment to the overall mission of the university remains clear. A portion of ticket sales Blue Devil regular season home sporting events are directed annually to the Duke University Libraries and the Rubenstein-Bing Civic Student-Athlete Civic Engagement program (ACE). Per White's vision from 2011, the Duke Athletics Library Fund has generated significant unrestricted revenue for the Duke University Libraries to support teaching and research across the institution. The civic engagement program, known as ACE, was started in 2015 in a partnership with Stanford University. The foundation of the venture includes student-athletes from both Duke and Stanford



MEDIA GUIDE

working together in under-resourced communities in the United States and abroad. Through immersive three-week summer service assignments that started with 40 student-athletes from the two schools in 2016, the student-athletes had opportunities otherwise not afforded to them during the school year due to academic and athletic responsibilities.

In fall of 2012, Duke University announced the \$3.25 billion Duke Forward fundraising campaign for priorities across Duke's 10 schools, Duke Medicine and a range of university programs. Included in the campaign was a \$250 million goal for Duke Athletics to be divided three ways - for facility enhancements and support (\$100 million), endowment income (\$50 million) and operating funds (\$100 million). The initial \$250 million goal was exceeded by the Duke Athletics fundraising team by more than \$100 million (\$365 million was raised in the campaign that ended June 30, 2017). Several significant facility projects were completed, including major renovations to Brooks Field at Wallace Wade Stadium, including Blue Devil Tower and the Davis Family Kicking Field at the Brooks Practice Facility, a grand entrance and entertainment space to the front of iconic Cameron Indoor Stadium (Rubenstein Pavilion), and the Scott Family Athletics Performance Center that now houses several of Duke Athletics' administrative units, as well as new strength and conditioning and sports medicine areas, a ticket office and team merchandise store.

White, who holds a Ph.D. in education, has taught graduate-level classes since 1982 and currently teaches a sports business course in Duke's Fuqua School of Business as part of Duke's MBA program.

In August 2003, SI.com (the *Sports Illustrated* web site) listed White, then at Notre Dame, third in its rankings of the most powerful people in college football. In January 2004, The Sporting News listed him in its Power 100 as third among five names in the "front office" category (and the lone college athletics director among the 100).

White has served on numerous NCAA committees, including the NCAA Council, formerly the association's highest governing body. In 2012, White was among a select group of college and professional administrators asked to serve on the Expert Advisory Board for the Knight Commission. Moreover, he was the secretary of NCAA Football, a non-profit corporation acting as the "collective voice to promote college football." For several years, he was a member of the Advocates for Athletic Equity Board of Directors (formerly BCA) and a representative with the football Bowl Championship Series. In addition, he previously was an ex-officio member of the Sugar Bowl Committee during his tenure at Tulane, was a member of the Rose Bowl Management Committee while at Arizona State, and also worked closely with the Fiesta Bowl during his stay in Tempe.

Given his background and success, it is not surprising that 27 current or former directors of athletics were mentored by White. That impressive list of ADs includes:

NAME	SCHOOLS
Sandy Barbour	Tulane (former) California (former) Penn State
Josh Berlo	Minnesota Duluth
Bob Bierie	Loras (former)
Thomas Boeh	Ohio University (former) Fresno State (former)
Greg Capell	Loras (former)
Vic Cegles	Long Beach State (former)
Sandy Hatfield Clubb	Drake (former)
Tom Collins	Ball State (former)
Boo Corrigan	Army West Point
Mike Cragg	St. John's
Bubba Cunningham	Ball State (former) Tulsa (former) North Carolina
Scott Devine	St. Mary's College (Md.)
Herman Frazier	Alabama-Birmingham (former) Hawaii (former)
Allen Greene	Buffalo (former) Auburn
Gerald Harrison	Austin Peay
Rudy Keeling (deceased)	Emerson (former) Commissioner, ECAC (former)
Ian McCaw	Northeastern (former) Massachusetts (former) Baylor (former) Liberty
Bernard Muir	Georgetown (former) Delaware (former) Stanford
Jim Phillips	Northern Illinois (former) Northwestern

2018-19 DUKE MEN'S BASKETBALL

Chris Reynolds	Bradley
Bill Scholl	Ball State (former) Marquette
Jim Sterk	Washington State (former) San Diego State (former) Missouri
Norwood Teague	VCU (former) Minnesota (former)
Tim Van Alstine	Western Illinois (former) Cardinal Stritch University
Bruce Van de Velde	Utah State (former) Iowa State (former) Louisiana Tech (former)
Stan Wilcox	Florida State (former)
Mark Wilson	Tennessee Tech

Before becoming an administrator, White served as head track and field coach at Southeast Missouri State and assistant cross country and track and field coach at Central Michigan. He began his coaching career at Gulf High School in New Port Richey, Fla., coaching cross country and track and assisting in football and wrestling.

White earned his Ph.D. from Southern Illinois University in 1983 with an emphasis on higher education administration. In 1985, he completed postdoctoral work at Harvard University's Institute for Educational Management. He earned his master's degree in athletics administration from Central Michigan University in 1976 and his bachelor's degree in business administration in 1972 from St. Joseph's College in Rensselaer, Ind., where he also competed as a sprinter. Additionally, White was recognized with honorary degrees from Loras College (2012), Notre Dame (2008, along with his wife), the United States Sports Academy (2007) and St. Joseph's College (2001). White is also a Notre Dame Honorary Monogram Club Member.

White and his wife, Jane, a former college track and field coach, have five children and 13 grandchildren.

DUKE ALL-TIME DIRECTORS' CUP FINISHES

Year	Finish	Points	ACC Finish
1993-94	26th	451.5	4th
1994-95	21st	423.5	3rd
1995-96	39th	409.5	6th
1996-97	23rd	506.5	3rd
1997-98	28th	290.0	3rd
1998-99	7th	510.0	1st
1999-00	24th	566.0	3rd
2000-01	16th	722.0	2nd
2001-02	30th	600.0	4th
2002-03	21st	643.0	3rd
2003-04	18th	706.5	2nd
2004-05	5th	1,021.25	1st
2005-06	8th	851.25	2nd
2006-07	11th	988.25	2nd
2007-08	19th	821.0	4th
2008-09	17th	891.80	4th
2009-10	10th	982.75	4th
2010-11	5th	1171.50	1st
2011-12	16th	721.0	2nd
2012-13	12th	969.60	3rd
2013-14	9th	1,051.00	3rd
2014-15	20th	815.00	5th
2015-16	24th	804.00	6th
2016-17	32nd	679.50	7th
2017-18	11th	1,004.25	2nd

Senior Administration



DR. CHRIS KENNEDY
Senior Deputy
Director of Athletics



TOM COFFMAN
Deputy Director of Athletics/
Development



NINA KING
Deputy Director of Athletics/
Administration, Legal Affairs
and Chief of Staff



MITCH MOSER
Deputy Director of Athletics/
Chief Financial Officer



TROY AUSTIN
Senior Associate Director of
Athletics/Internal Affairs



BRAD BERNDT
Senior Associate Director of
Athletics/Student Services



JON JACKSON
Senior Associate Director of
Athletics/External Affairs



TODD MESIBOV
Senior Associate Director of
Athletics/Compliance



JACKI SILAR
Senior Associate Director of
Athletics/SWA & Student-Athlete
Development



BOB WEISEMAN
Senior Associate Director
of Athletics/Facilities, Game
Operations, Championships



ART CHASE
Associate Director of Athletics/
External Affairs



JOE MANHERTZ
Associate Director of Athletics/
Iron Dukes Major Gifts



MIKE SOBB
Associate Director of Athletics/
Resource Acquisition



JACK WINTERS
Associate Director of Athletics/
Iron Dukes



LESLIE BARNES
Assistant Director of Athletics/
Student-Athlete Development



GINA BRADLEY
Assistant Director of Athletics/
Business Operations



RACHEL CURTIS
Assistant Athletic Director for
Facilities Branding/Director of
the Basketball Legacy Fund



TONY SALES
Assistant Director of Athletics/
Student-Athlete External Affairs



DEBBIE K. SAVARINO
Assistant Director of Athletics/
Special Events & Director of the
Basketball Legacy Fund



ELINOR HURT
Executive Director/Ticket
Operations



HEATHER RYAN
Executive Director/Academic
Services



FELICIA TITTLE
Executive Director/Recreation &
Physical Education



HAP ZARZOUR
Executive Director/Athletic
Medicine & Chair of Integrative
Performance Excellence Group



JAMES COLEMAN
Chairman, Duke Athletic Council



MARTHA PUTALLAZ
Faculty Athletic Representative

2017-18 IN REVIEW

Results	58
Final Statistics	59
Highs/Lows	60
Box Scores	61-67
ACC Team Stats	67
ACC Individual Stats	68

2017-18 Results

OVERALL RECORD: 29-8 (HOME: 15-1; ROAD: 6-5; NEUTRAL: 8-2)

ACC RECORD: 13-5 (HOME: 8-1; ROAD: 5-4)

DATE	DU	OPP	OPPONENT	RESULT	HIGH POINTS	HIGH REBOUNDS	HIGH ASSISTS	HIGH STEALS	HIGH BLOCKS	ATTENDANCE
N 10	1	-	ELON	W, 97-68	Bagley III (25)	DeLaurier (11)	Duval (8)	Duval (3)	Carter, Jr. (2)	# 9,314
N 11	1	-	UTAH VALLEY	W, 99-69	Bagley III (24)	Bagley III (10)	Duval (12)	Duval/Carter, Jr. (3)	Carter, Jr. (4)	# 9,314
N 14	1	2	Michigan State - 1	W, 88-81	Allen (37)	Carter, Jr. (12)	Duval (10)	Duval (6)	DeLaurier (2)	21,684
N 17	1	-	SOUTHERN	W, 78-61	Carter, Jr. (20)	Carter, Jr./Bagley III (11)	Duval/Allen (4)	3 tied (1)	Carter, Jr. (6)	# 9,314
N 20	1	-	FURMAN - 2	W, 92-63	Bagley III (24)	Carter, Jr. (9)	Allen (6)	Allen (3)	DeLaurier (4)	# 9,314
N 23	1	-	vs. Portland State - 3	W, 99-81	Duval (22)	Bagley III (15)	Allen (9)	Duval (2)	Bolden (3)	6,955
N 24	1	-	vs. Texas - 3	(ot) W, 85-78	Bagley III (34)	Bagley III (15)	Duval (6)	Duval (3)	Carter, Jr. (2)	13,746
N 26	1	7	vs. Florida - 3	W, 87-84	Bagley III (30)	Bagley III (15)	Allen (7)	3 tied (2)	Trent, Jr. (2)	15,365
N 29	1	-	at Indiana - 4	W, 91-81	Bagley III (23)	Carter, Jr. (12)	Duval (6)	Bolden (2)	Carter, Jr. (2)	17,222
D 2	1	-	SOUTH DAKOTA	W, 96-80	Allen (25)	Bagley III (12)	Duval (8)	Duval/Allen (2)	Bagley III (3)	# 9,314
D 5	1	-	SAINT FRANCIS (PA.)	W, 124-67	Bagley III (21)	Bagley III (11)	Duval (11)	3 tied (1)	Robinson (3)	# 9,314
D 9	1	-	at Boston College*	L, 84-89	Trent, Jr. (25)	Bagley III (12)	Allen (6)	Allen (5)	Carter, Jr. (2)	# 8,606
D 20	4	-	EVANSVILLE	W, 104-40	Carter, Jr. (27)	Bagley III (7)	Duval (8)	Trent, Jr./Goldwire (3)	Bolden (3)	# 9,314
D 30	4	24	FLORIDA STATE*	W, 100-93	Bagley III (32)	Bagley III (21)	Allen (6)	Trent, Jr. (3)	Carter, Jr. (4)	# 9,314
J 6	2	-	at N.C. State*	L, 85-96	Bagley III (31)	Bagley III (10)	Duval (5)	Trent, Jr./Allen (2)	Bagley III (4)	# 19,500
J 10	7	-	at Pittsburgh*	W, 87-52	Bagley III (16)	Bagley III (15)	Trent, Jr. (5)	Duval (3)	Robinson (3)	9,180
J 13	7	-	WAKE FOREST*	W, 89-71	Bagley III (30)	Allen (12)	Allen (8)	Bagley III (4)	Bagley III (4)	# 9,314
J 15	5	25	at Miami*	W, 83-75	Trent, Jr. (30)	Carter, Jr. (14)	Duval (8)	Allen (5)	Carter, Jr. (4)	# 7,972
J 20	5	-	PITTSBURGH*	W 81-54	Carter, Jr. (21)	Carter, Jr. (8)	Duval (4)	3 tied (2)	Carter, Jr. (3)	# 9,314
J 23	4	-	at Wake Forest*	W 84-70	Carter, Jr. (23)	Carter, Jr. (12)	Allen (6)	Allen/Bagley III (3)	Carter, Jr. (2)	13,209
J 27	4	2	VIRGINIA*	L 63-65	Bagley III (30)	Carter, Jr. (15)	Duval (8)	Carter, Jr./Duval (1)	Carter, Jr. (4)	# 9,314
J 29	4	-	NOTRE DAME*	W 88-66	Trent, Jr. (22)	Trent, Jr. (10)	Allen (8)	Bagley III/Duval (2)	Bagley III (3)	# 9,314
F 3	4	-	at St. John's - 5	L 77-81	Trent, Jr. (22)	Carter, Jr. (15)	Duval (5)	Trent, Jr. (2)	Carter, Jr. (4)	# 19,812
F 8	9	21	at North Carolina*	L 78-82	Trent, Jr. (16)	Bagley III (16)	Allen (7)	Bagley III (1)	Carter, Jr./Bagley III (2)	# 21,750
F 11	9	-	at Georgia Tech*	W 80-69	Allen (23)	Carter, Jr. (10)	Allen (6)	Trent, Jr. (3)	Carter, Jr. (4)	# 8,600
F 14	12	-	VIRGINIA TECH*	W 74-52	Allen (25)	Carter, Jr. (13)	Allen (6)	Trent, Jr. (3)	Carter, Jr./Bolden (2)	# 9,314
F 18	12	11	at Clemson*	W 66-57	Allen (19)	DeLaurier/Carter, Jr. (10)	Allen (4)	Allen/Duval (4)	Carter, Jr. (3)	# 9,000
F 21	5	-	LOUISVILLE*	W 82-56	Allen (28)	Carter, Jr. (9)	Carter, Jr. (6)	Duval (5)	Carter, Jr. (3)	# 9,314
F 24	5	-	SYRACUSE*	W 60-44	Bagley III (19)	Carter, Jr. (10)	Allen (6)	Carter, Jr. (4)	Carter, Jr. (2)	# 9,314
F 26	5	-	at Virginia Tech*	L 63-64	Allen (22)	Carter, Jr. (8)	Bolden (4)	Allen (3)	3 tied (1)	# 9,275
M 3	5	9	NORTH CAROLINA*	W 74-64	Bagley III (21)	Bagley III (15)	Duval (6)	Allen (5)	Carter, Jr./Bagley III (2)	# 9,314
M 8	5	-	vs. Notre Dame - 6	W 88-70	Bagley III (33)	Bagley III (17)	Duval (11)	5 tied (1)	DeLaurier (2)	17,732
M 9	5	12	vs. North Carolina - 6	L 69-74	Trent, Jr. (20)	Bagley III (13)	Duval (7)	Trent, Jr. (3)	Carter, Jr. (4)	# 18,157
M 15	9	-	vs. Iona - 7	W 89-67	Bagley III (22)	Carter, Jr. (8)	Allen (9)	Carter, Jr. (2)	Carter, Jr./White (1)	# 18,757
M 17	9	-	vs. Rhode Island - 7	W 87-62	Bagley III (22)	Bagley III (9)	Duval (7)	Trent, Jr. (3)	Carter, Jr. (1)	# 19,015
M 23	9	-	vs. Syracuse - 8	W 69-65	Bagley III (22)	Carter, Jr. (12)	Allen (8)	Allen (2)	Carter, Jr./Bolden (1)	# 17,399
M 25	9	4	vs. Kansas - 8	(ot) L, 85-81	Duval (20)	Bagley III (10)	Duval (6)	Allen (4)	3 tied (1)	# 17,579

Duke/opponent AP ranking at time of game

Home games in bold

* - denotes ACC game

- denotes sellout crowd

1 - State Farm Champions Classic (Chicago, Ill.)

2 - PK80 Presented by State Farm (Durham, N.C.)

3 - PK80 Presented by State Farm (Portland, Ore.)

4 - ACC/Big Ten Challenge (Bloomington, Ind.)

5 - The Garf (New York, N.Y.)

6 - ACC Tournament (Brooklyn, N.Y.)

7 - NCAA Tournament First & Second Rounds (Pittsburgh, Pa.)

8 - NCAA Regional Semifinal (Omaha, Neb.)

2017-18 ATTENDANCE FIGURES

Site	Games	Total	Average
Home	16	149,024	9,314
Away	11	144,126	13,102
Neutral	10	166,119	16,611
Totals	37	459,539	12,419

2017-18 Statistics

OVERALL STATISTICS (29-8)

##	Player	GP	GS	Min	TOTAL			3-PT			REBOUNDS			PF	DQ	Ast	TO	Blk	Stl	Pts	PPG						
					MPG	FG	FGA	Pct	FG	FGA	Pct	FT	FA									Pct	OR	DR	TR	RPG	
35	Marvin Bagley III	33	32	1,118	33.9	270	440	.614	23	58	.397	131	209	.627	132	234	366	11.1	60	1	50	75	29	27	694	21.0	
3	Grayson Allen	37	37	1,319	35.6	181	433	.418	102	276	.370	108	127	.850	20	103	123	3.3	79	1	172	79	2	64	572	15.5	
2	Gary Trent Jr.	37	37	1,253	33.9	177	427	.415	97	241	.402	85	97	.876	31	126	157	4.2	62	0	52	38	5	43	536	14.5	
34	Wendell Carter Jr.	37	37	997	26.9	179	319	.561	19	46	.413	124	168	.738	109	226	335	9.1	105	4	74	75	76	30	501	13.5	
1	Trevon Duval	37	34	1,103	29.8	148	346	.428	31	107	.290	53	89	.596	20	53	73	2.0	89	3	207	102	5	54	380	10.3	
20	Marques Bolden	29	2	373	12.9	48	78	.615	0	0	.000	16	27	.593	38	66	104	3.6	40	0	17	16	28	9	112	3.9	
12	Javin DeLaurier	33	5	419	12.7	45	70	.643	1	8	.125	21	38	.553	54	77	131	4.0	74	5	16	23	19	21	112	3.4	
15	Alex O'Connell	36	1	373	10.4	42	88	.477	22	45	.489	14	19	.737	18	32	50	1.4	16	0	19	16	4	11	120	3.3	
5	Jordan Tucker	2	0	14	7.0	2	4	.500	1	2	.500	1	2	.500	0	1	1	0.5	0	0	0	2	0	0	6	3.0	
50	Justin Robinson	17	0	82	4.8	8	19	.421	6	17	.353	1	4	.250	0	11	11	0.6	7	0	2	5	9	0	23	1.4	
14	Jordan Goldwire	26	0	169	6.5	9	28	.321	5	19	.263	3	4	.750	3	9	12	0.5	19	0	24	7	0	9	26	1.0	
30	Antonio Vrankovic	14	0	66	4.7	6	12	.500	0	0	.000	2	4	.500	5	10	15	1.1	11	0	7	4	2	0	14	1.0	
41	Jack White	28	0	159	5.7	9	22	.409	2	12	.167	2	2	1.000	10	32	42	1.5	11	0	7	7	6	7	22	0.8	
51	Mike Buckmire	4	0	5	1.3	1	2	.500	0	0	.000	1	1	1.000	0	2	2	0.5	1	0	1	0	0	0	3	0.8	
TEAM																											
Total		37				1,125	2,288	.492	309	831	.372	562	791	.710	496	1026	1522	41.1	575	14	648	460	185	275	3,121	84.4	
Opponents		37				957	2,364	.405	279	871	.320	383	526	.728	439	783	1222	33.0	672	22	537	454	97	210	2,576	69.6	

CONFERENCE-ONLY STATISTICS (13-5)

##	Player	GP	GS	Min	TOTAL			3-PT			REBOUNDS			PF	DQ	Ast	TO	Blk	Stl	Pts	PPG						
					MPG	FG	FGA	Pct	FG	FGA	Pct	FT	FA									Pct	OR	DR	TR	RPG	
35	Marvin Bagley III	14	13	493	35.2	109	185	.589	8	24	.333	56	90	.622	57	109	166	11.9	25	0	20	36	16	16	282	20.1	
2	Gary Trent Jr.	18	18	631	35.1	89	211	.422	54	124	.435	45	53	.849	11	62	73	4.1	32	0	20	22	2	22	277	15.4	
3	Grayson Allen	18	18	673	37.4	85	226	.376	43	144	.299	52	62	.839	10	55	65	3.6	38	0	89	50	1	40	265	14.7	
34	Wendell Carter Jr.	18	18	533	29.6	91	166	.548	12	25	.480	61	83	.735	56	120	176	9.8	48	2	44	44	41	16	255	14.2	
1	Trevon Duval	18	15	502	27.9	64	153	.418	18	51	.353	23	39	.590	14	27	41	2.3	44	2	74	48	4	24	169	9.4	
20	Marques Bolden	11	2	156	14.2	19	25	.760	0	0	.000	5	9	.556	8	28	36	3.3	10	0	8	4	9	2	43	3.9	
15	Alex O'Connell	18	1	175	9.7	17	41	.415	12	22	.545	7	9	.778	8	11	19	1.1	8	0	8	3	1	5	53	2.9	
12	Javin DeLaurier	15	5	209	13.9	18	27	.667	0	2	.000	6	11	.545	28	33	61	4.1	41	4	3	10	7	11	42	2.8	
50	Justin Robinson	9	0	45	5.0	3	8	.375	3	8	.375	1	2	.500	0	3	3	0.3	5	0	0	3	4	0	10	1.1	
41	Jack White	15	0	97	6.5	6	14	.429	2	7	.286	0	0	.000	8	21	29	1.9	8	0	4	3	4	5	14	0.9	
30	Antonio Vrankovic	6	0	28	4.7	2	5	.400	0	0	.000	0	0	.000	2	3	5	0.8	4	0	1	1	0	0	4	0.7	
14	Jordan Goldwire	13	0	57	4.4	3	8	.375	1	5	.200	0	0	.000	0	3	3	0.2	7	0	5	0	0	1	7	0.5	
51	Mike Buckmire	2	0	1	0.5	0	0	.000	0	0	.000	0	0	.000	0	0	0	0.0	0	0	0	0	0	0	0	0.0	
TEAM																											
Total		18				506	1,069	.473	153	412	.371	256	358	.715	224	495	719	39.9	271	8	276	229	89	142	1,421	78.9	
Opponents		18				446	1,130	.395	134	423	.317	193	246	.785	207	392	599	33.3	307	8	243	220	55	109	1,219	67.7	

MISCELLANEOUS STATISTICS

SCORE BY PERIODS	1st	2nd	OT	Total
Duke	1,525	1,503	12	3,040
ACC only	708	713	-	1,421
Opponents	1,214	1,272	5	2,491
ACC only	595	624	-	1,219

GAMES AS LEADING SCORER	
Marvin Bagley III	18
Grayson Allen	7
Gary Trent, Jr.	6
Wendell Carter, Jr.	4
Trevon Duval	2

GAMES AS LEADING REBOUNDER	
Marvin Bagley III	18
Wendell Carter, Jr.	17
Javin DeLaurier	2
Grayson Allen	1
Gary Trent, Jr.	1

GAMES LEADING IN ASSISTS	
Trevon Duval	19
Grayson Allen	16
Gary Trent, Jr.	1
Wendell Carter, Jr.	1
Marques Bolden	1

DOUBLE-FIGURE SCORING GAMES

Marvin Bagley III	32
Wendell Carter, Jr.	30
Grayson Allen	29
Gary Trent, Jr.	28
Trevon Duval	20
Alex O'Connell	3
Javin DeLaurier	1
Marques Bolden	1
Justin Robinson	1

DOUBLE-DOUBLES

Marvin Bagley III	22
Wendell Carter, Jr.	16
Trevon Duval	2
Marques Bolden	1
Gary Trent, Jr.	1

30+ POINT GAMES

Marvin Bagley III	7
Grayson Allen	1
Gary Trent, Jr.	1

20+ POINT GAMES

Marvin Bagley III	17
Grayson Allen	10
Gary Trent, Jr.	5
Wendell Carter, Jr.	4
Trevon Duval	2

10+ REBOUND GAMES

Marvin Bagley III	22
Wendell Carter, Jr.	16
Marques Bolden, Gary Trent, Jr., Javin DeLaurier	2
Grayson Allen	1

10+ ASSIST GAMES

Trevon Duval	4
--------------	---

DUNKS

Opponent	94
Duke	235
Marvin Bagley III	98
Wendell Carter, Jr.	58
Grayson Allen	19
Marques Bolden	17
Javin DeLaurier	16
Trevon Duval	13
Gary Trent, Jr.	6
Jack White	5
Alex O'Connell	3
Justin Robinson	1

CHARGES DRAWN

Opponent	31
Duke	18
Grayson Allen	9
Marvin Bagley III	3
Trevon Duval	2
Wendell Carter, Jr.	2
Alex O'Connell	1
Javin DeLaurier	1

THREE-POINT PLAYS

Opponent	34
Duke	52
Wendell Carter, Jr.	12
Marvin Bagley III	11
Trevon Duval	8
Grayson Allen	6
Marques Bolden	5
Gary Trent, Jr.	5
Javin DeLaurier	4
Mike Buckmire	1

FOUR-POINT PLAYS

Opponent	1
Duke	2
Grayson Allen	1
Marvin Bagley III	1

Team Highs/Lows

		DUKE	OPPONENT
Points 1st Half	High	71 vs. Saint Francis (Pa.) (12/5/17)	53 by Florida (11/26/17)
	Low	22 vs. Virginia (1/27/18)	16 by Syracuse (2/24/17)
Points 2nd Half	High	55 vs Florida State (12/30/17)	53 by NC State (1/6/18)
	Low	29 at North Carolina (2/8/18)	22 by Evansville (12/20/17)
Total Points	High	124 vs Saint Francis (Pa.) (12/5/17)	96, by NC State (1/6/18)
	Low	60 vs. Syracuse (2/24/18)	40 by Evansville (12/20/17)
FG Made	High	48 vs. Saint Francis (Pa.) (12/5/17)	34, by NC State (1/6/18)
	Low	19, at Clemson (2/18/18)	15, by Evansville (12/20/17)
FG Attempted	High	83 vs. Florida State (12/30/17)	78, by Miami (1/15/18)
	Low	49, at Clemson (2/18/18)	49, 2x last by Virginia Tech (2/14/18)
FG Percentage	High	.619 [39-of-63] vs. Evansville (12/20/17)	.508 [31-of-61], 3x last by Boston College (12/9/17)
	Low	.388 [19-of-49] at Clemson (2/18/18)	.300 [15-of-50] by Evansville (12/20/17)
3-Pt. FG Made	High	16 vs. Evansville (12/20/17)	15, 2x last by Florida State (12/30/17)
	Low	2, vs. Syracuse (2/24/18)	4, 4x last by Syracuse (3/23/18)
3-Pt. FG Att.	High	33, vs. Virginia Tech (2/14/18)	36, by Kansas (3/25/18)
	Low	13, at Clemson (2/18/18)	13, by Syracuse (3/23/18)
3-Pt. FG Pct.	High	.615 [16-of-26] vs. Evansville (12/20/17)	.577 [15-of-26] by Boston College (12/9/17)
	Low	.111 [2-of-18] vs. Syracuse (2/24/18)	.174 [4-of-23] by Texas (11/24/17)
FT Made	High	31 vs. Portland State (11/23/17)	23, by NC State (1/6/18)
	Low	3 vs. Elon (11/10/17)	3, by Virginia Tech (2/14/18)
FT Attempted	High	42, vs. Portland State (11/23/17)	26 by Indiana (11/29/17)
	Low	8, vs. Iona (3/15/18)	4, by Virginia Tech (2/14/18)
FT Percentage	High	.950 [19-of-20] vs Florida (11/26/17)	.920 [23-of-25] by NC State (1/6/18)
	Low	.273 [3-of-11] vs Elon (11/10/17)	.385 [5-of-13] by Rhode Island (3/17/18)
Off. Rebounds	High	25, vs Michigan State (11/14/17)	20, by North Carolina (2/8/18)
	Low	8, 2x, last vs. Syracuse (2/24/18)	3 by Virginia Tech (2/14/18)
Def. Rebounds	High	44 vs. Saint Francis (Pa.) (12/5/17)	30, by Kansas (3/25/18)
	Low	17, vs. Syracuse (3/23/18)	14, by Furman (11/20/17)
Total Rebounds	High	61 vs. Saint Francis (Pa.) (12/5/17)	47, by Kansas (3/25/18)
	Low	31 at Wake Forest (1/23/18)	19, by Virginia Tech (2/14/18)
Assists	High	34 vs. Saint Francis (Pa.) (12/5/17)	25, 2x last by Notre Dame (3/8/18)
	Low	7, at Clemson (2/18/18)	7, by Pittsburgh (1/20/18)
Blocked Shots	High	10 vs. Southern (11/17/17)	12 by Michigan State (11/14/17)
	Low	1, vs Rhode Island (3/17/18)	0, 4x last by Saint Francis (Pa.) (12/5/17)
Steals	High	14 vs. Utah Valley (11/11/17)	13, by Miami (1/15/18)
	Low	1, at North Carolina (2/8/18)	1, 3x last by Wake Forest (1/23/18)
Turnovers	High	19, 2x last at Miami (1/15/18)	21, 2x last by Wake Forest (1/23/18)
	Low	5, vs Evansville (12/20/17)	2, by North Carolina (2/8/18)
Personal Fouls	High	22, at Indiana (11/29/17)	33 by Portland State (11/23/17)
	Low	6, vs. Virginia Tech (2/14/18)	11, by Virginia Tech (2/14/18)

Individual Highs/Lows

	DUKE	OPPONENT
Points	37, Grayson Allen vs. Michigan State (11/14/17)	33, Shamorie Ponds, St. John's (2/3/18)
FG Made	15, Marvin Bagley III vs. Notre Dame (3/8/18)	12, 2x, last by Shamorie Ponds, St. John's (2/3/18)
FG Attempted	23, Marvin Bagley III vs. Notre Dame (3/8/18)	24, Ky Bowman, Boston College (12/9/17)
3-Pt. FG Made	7, 2x, last by Grayson Allen vs. Virginia Tech (2/14/18)	6, 2x, last by Kenny Williams, North Carolina (2/8/18)
3-Pt. FG Attempted	15, 3x last Grayson Allen at Virginia Tech (2/26/18)	12, 2x, last by Malik Newman, Kansas (3/25/18)
FT Made	10, 2x last by Grayson Allen at Georgia Tech (2/11/18)	11, 2x, last by Malik Newman, Kansas (3/25/18)
FT Attempted	13, 2x last by Wendell Carter, Jr. at Wake Forest (1/23/18)	12, 2x, last by Malik Newman, Kansas (3/25/18)
Rebounds	21, Marvin Bagley III vs Florida State (12/30/17)	15, Elijah Thomas, Clemson (2/18/18)
Offensive Rebounds	11, Marvin Bagley III vs. Florida State (12/30/17)	7, 2x, last by Elijah Thomas, Clemson (2/18/18)
Defensive Rebounds	13, Marvin Bagley III vs. Notre Dame (3/8/18)	10, Mohamed Bamba, Texas (11/24/17)
Assists	12, Trevon Duval vs. Utah Valley (11/11/17)	12, Matt Farrell, Notre Dame (3/8/18)
Turnovers	8, Trevon Duval at NC State (1/6/18)	8, Bryant Crawford, Wake Forest (1/23/18)
Blocked Shots	6, Wendell Carter, Jr. vs. Southern (11/17/17)	4, 2x last by Terrell Brown, Pittsburgh (1/10/18)
Steals	6, Trevon Duval vs. Michigan State (11/14/17)	5, Anthony Lawrence, Miami (1/15/18)
Minutes	45, Grayson Allen, vs. Kansas (3/25/18)	45, Devonte' Graham, Kansas (3/25/18)

MEDIA GUIDE

2018-19 DUKE MEN'S BASKETBALL

2017-18 Box Scores

1 ELON **68**
[1/1] DUKE **97**
 Nov. 10, 2017 ATTENDANCE: 9,314

CAMERON INDOOR STADIUM/DURHAM, N.C.

ELON	FG	3FG	FT	REB	PF	TP	A	TO	B	S	MIN
Dawkins f	3-9	1-5	0-1	0-2	3	7	0	2	0	1	23
Siebring f	4-12	3-8	0-0	1-3	1	11	4	0	0	1	32
Thompson g	5-11	3-4	0-0	2-3	0	13	2	0	0	0	29
Swoope g	3-11	3-8	2-2	0-2	3	11	1	4	0	0	35
Santa Ana g	1-4	0-0	0-0	0-2	2	2	0	3	0	0	18
Fuller	3-4	2-3	0-0	0-0	0	8	0	1	0	1	8
Luther	1-1	0-0	0-0	0-0	0	2	0	0	0	0	2
Kundrotas	2-5	1-2	2-2	1-3	2	7	0	3	1	0	16
Anton	0-0	0-0	0-0	0-0	0	0	0	0	0	0	2
Eberhardt	3-5	1-3	0-2	1-6	0	7	3	1	0	0	28
Wright	0-1	0-0	0-0	0-2	1	0	0	0	0	0	7
Team	2-0-2										
Totals	25-63	14-33	4-7	7-23	12	68	10	15	1	3	200
Pct.	39.7	42.4	57.1	DR: 2							

FG (1st half: 9-31, 29.0%, 2nd half: 16-32, 50.0%)
 3FG (1st half: 5-16 31.3%, 2nd half: 9-17 52.9%)
 FT (1st half: 2-5 40.0%, 2nd half 2-100.0%)

DUKE	FG	3FG	FT	REB	PF	TP	A	TO	B	S	MIN
Carter, Jr. f	4-6	0-0	0-2	3-3	3	8	1	1	2	0	16
Bagley III f	12-18	0-2	1-4	2-8	1	25	0	3	0	1	29
Duval g	4-7	0-2	0-0	0-0	3	8	0	0	0	3	24
Trent, Jr. g	6-11	4-5	1-1	1-5	0	17	3	0	0	0	26
Allen g	8-15	6-9	0-0	1-3	4	22	2	0	0	1	29
Tucker	0-1	0-1	0-0	0-0	0	0	0	1	0	0	6
DeLaurier	3-6	0-1	0-2	6-5	11	2	6	3	2	1	29
Goldwire	0-2	0-1	0-0	0-0	4	0	3	1	0	0	14
O'Connell	3-3	2-2	0-0	1-3	0	8	0	1	0	0	13
Vrankovic	1-3	0-0	1-2	1-3	2	3	1	1	0	0	12
White	0-2	0-2	0-0	0-1	0	0	0	0	0	0	7
Robinson	0-0	0-0	0-0	0-1	0	0	0	0	0	0	5
Team	0-3-3										
Totals	41-74	12-25	3-11	15-33	16	97	21	12	3	7	200
Pct.	55.4	48.0	27.3	DR: 8.3							

FG(1st half: 19-43 44.2%, 2nd half: 22-31 71.0%)
 3FG (1st half: 7-18 38.9%, 2nd half: 5-7 71.4%)
 FT (1st half: 0-3 0.0%, 2nd half: 3-8 37.5%)

OFFICIALS: Jamie Luckie, Jeff Pon, Bill McCarthy
 TECHNICAL FOULS: None

SCORE BY PERIODS	1ST	2ND	TOTAL
Elon	25	43	68
Duke	45	52	97

2 UTAH VALLEY **69**
[1/1] DUKE **99**
 Nov. 11, 2017 ATTENDANCE: 9,314

CAMERON INDOOR STADIUM/DURHAM, N.C.

UTAH VALLEY	FG	3FG	FT	REB	PF	TP	A	TO	B	S	MIN
Manyang c	6-11	0-0	5-6	5-7	3	17	6	2	0	1	29
Toolson, J. g	2-12	0-5	0-0	3-3	0	4	0	2	0	0	34
Randolph g	5-10	1-2	1-3	0-2	2	12	3	7	0	2	33
Toolson, C. g	3-8	2-6	3-3	0-1	5	11	0	2	0	1	25
Ogbe g	5-14	1-5	2-2	1-2	1	13	1	3	0	0	34
Calvert	0-3	0-2	0-0	1-0	1	0	0	0	0	0	2
Nakwaasah	2-5	1-4	0-0	0-2	2	5	1	1	0	1	12
Tahvanainen	0-0	0-0	2-2	1-2	0	2	0	0	0	0	8
Johnson	0-0	0-0	0-0	0-0	0	0	0	0	0	0	2
Nyman	0-0	0-0	0-0	0-0	0	0	0	0	0	0	1
Neilson	2-2	1-1	0-0	1-3	1	5	2	2	0	0	19
Harward	0-2	0-0	0-0	0-1	0	0	0	0	0	0	1
Team	4-2-6										
Totals	25-67	6-25	13-16	16-23	15	69	13	19	0	5	200
Pct.	37.3	24.0	81.3	DR: 2							

FG (1st half: 12-35, 34.3%, 2nd half: 13-32, 40.6%)
 3FG (1st half: 4-12 33.3%, 2nd half: 2-13 15.4%)
 FT (1st half: 5-8 62.5%, 2nd half 8-100.0%)

DUKE	FG	3FG	FT	REB	PF	TP	A	TO	B	S	MIN
Carter, Jr. f	4-8	1-3	3-4	4-3	1	12	4	2	4	3	31
Bagley III f	11-17	1-1	1-5	3-7	1	24	2	1	0	2	36
Duval g	7-10	0-1	1-1	0-3	2	15	12	1	0	3	30
Trent, Jr. g	6-15	3-8	2-3	2-2	3	17	2	3	0	2	36
Allen g	7-11	4-6	0-0	0-3	3	18	2	1	0	0	32
DeLaurier	1-4	1-2	2-2	2-2	2	5	0	0	0	0	11
Goldwire	0-2	0-1	0-0	0-1	1	0	1	2	0	1	6
O'Connell	1-3	0-1	2-2	0-5	0	4	2	1	0	2	9
Bolden	1-2	0-0	0-0	1-0	2	2	1	0	2	1	7
White	1-1	0-0	0-0	1-2	0	2	0	0	1	0	2
Team	2-0-2										
Totals	39-73	10-23	11-17	15-27	16	99	26	12	7	14	200
Pct.	53.4	43.5	64.7	DR: 2							

FG(1st half: 18-39 46.2%, 2nd half: 21-34 61.8%)
 3FG (1st half: 5-13 38.5%, 2nd half: 5-10 50.0%)
 FT (1st half: 7-10 70.0%, 2nd half: 4-7 57.1%)

OFFICIALS: Mike Eades, Ted Valentine, Anthony Franklin
 TECHNICAL FOULS: None

SCORE BY PERIODS	1ST	2ND	TOTAL
Utah Valley	33	36	69
Duke	48	51	99

3 [1/1] DUKE **88**
[2/2] MICHIGAN STATE **81**
 Nov. 14, 2017 ATTENDANCE: 21,684

UNITED CENTER/CHICAGO, ILL.

DUKE	FG	3FG	FT	REB	PF	TP	A	TO	B	S	MIN
Carter, Jr. f	3-9	0-0	6-8	5-7	4	12	2	3	1	0	27
Bagley III f	2-4	0-0	0-0	5-6	0	4	0	1	1	1	10
Duval g	7-20	0-4	3-7	1-2	3	17	10	3	1	6	37
Trent, Jr. g	3-14	1-7	0-0	2-2	4	7	2	1	0	0	35
Allen g	11-20	7-11	8-8	1-2	1	37	2	1	0	1	40
DeLaurier	2-4	0-0	0-0	3-4	4	4	4	0	2	3	24
Goldwire	1-2	1-1	1-2	1-2	0	4	0	0	0	1	11
O'Connell	0-0	0-0	0-0	0-0	0	0	0	0	0	0	2
Bolden	0-2	0-0	0-2	3-1	2	0	0	0	0	0	9
Vrankovic	1-1	0-0	1-2	0-1	2	3	1	0	0	0	5
Team	4-0-4										
Totals	30-76	9-23	19-29	25-21	46	20	88	21	9	5	1200
Pct.	39.5	39.1	65.5	DR: 4, 2							

FG (1st half: 12-40, 30.0%, 2nd half: 18-36, 50.0%)
 3FG (1st half: 3-11, 27.3%, 2nd half: 6-12, 50.0%)
 FT (1st half: 11-18, 61.1%, 2nd half 8-11, 72.7%)

MICHIGAN STATE	FG	3FG	FT	REB	PF	TP	A	TO	B	S	MIN
Jackson, Jr. f	7-10	3-5	2-4	3-4	4	19	1	4	3	1	24
Bridges f	7-15	5-10	0-0	0-5	1	19	4	5	4	0	37
Ward f	8-13	0-0	3-7	2-3	3	19	0	2	0	2	18
Langford g	3-9	1-5	2-2	0-1	0	9	0	0	0	0	25
Winston g	1-5	0-2	1-2	0-2	2	3	11	5	0	0	32
Nairn, Jr. f	1-1	0-0	0-0	0-1	1	2	6	0	0	0	11
Carter	1-2	0-0	0-0	0-1	3	2	1	0	1	0	12
McQuaid	1-4	0-3	0-1	1-2	2	2	1	0	0	0	18
Tillman	0-0	0-0	0-0	0-0	0	0	0	0	0	0	2
Goins	1-1	0-0	2-2	1-2	1	4	1	1	2	0	15
Schilling	1-1	0-0	0-0	1-2	4	2	0	1	0	0	6
Team	3-1-4										
Totals	31-61	9-25	10-18	11-23	34	21	81	25	17	12	1200
Pct.	50.8	36.0	55.6	DR: 4, 4							

FG(1st half: 14-28, 50.0%, 2nd half: 17-33, 51.5%)
 3FG (1st half: 4-12, 33.3%, 2nd half: 6-12, 50.0%)
 FT (1st half: 2-6, 33.3%, 2nd half: 8-12, 66.7%)

OFFICIALS: Ted Valentine, Lamont Simpson, Pat Driscoll
 TECHNICAL FOULS: None

SCORE BY PERIODS	1ST	2ND	TOTAL
Duke	38	50	88
Michigan State	34	47	81

4 SOUTHERN **61**
[1/1] DUKE **78**
 Nov. 17, 2017 ATTENDANCE: 9,314

CAMERON INDOOR STADIUM/DURHAM, N.C.

SOUTHERN	FG	3FG	FT	REB	PF	TP	A	TO	B	S	MIN
Shepherd f	2-5	0-0	0-0	4-3	3	4	1	0	1	0	22
Sam f	2-14	0-0	1-2	3-3	3	5	0	2	0	1	24
Reese g	0-4	0-2	0-0	1-4	5	1	2	0	0	0	19
Thomas g	0-2	0-2	1-2	0-0	3	1	1	2	0	0	13
Sandifer g	5-13	3-7	1-1	1-2	1	14	2	2	1	1	32
Lee	4-6	1-2	0-0	0-2	3	9	0	0	0	0	18
Collins	0-1	0-0	0-0	0-0	2	0	0	0	0	0	7
Ganaway	0-1	0-0	0-0	1-0	1	0	0	0	0	0	5
Mayo	4-6										

13 **EVANSVILLE** **40**
[4/4] DUKE **104**
 Dec. 20, 2017 ATTENDANCE: 9,314

CAMERON INDOOR STADIUM/DURHAM, N.C.

EVANSVILLE	FG	3FG	FT	REB	PF	TP	A	TO	B	S	MIN
Chatkevicius f	6-11	0-0	0-0	0-5-5	2	12	0	1	1	0	27
Hall f	1-7	0-2	0-0	0-0-0	4	2	2	0	0	0	16
Frederking g	3-5	1-1	2-2	0-4-4	0	9	2	3	0	0	30
Riley g	1-5	0-0	2-2	0-2-2	4	4	5	5	0	1	34
Simmons g	2-9	2-5	1-2	0-1-1	1	7	1	2	1	0	38
Hill	1-7	1-2	0-0	1-3-4	2	3	1	4	0	0	22
Kuhlman	1-4	1-4	0-0	0-0-0	0	3	0	2	0	0	20
Traore	0-2	0-0	0-0	1-0-1	1	0	0	2	0	0	13
Team	5-27										
Totals	15-50	5-14	5-6	7-17-24	14	40	11	21	2	1	200
Pct.	30.0	35.7	83.3	DR: 2							

FG (1st half: 8-23, 34.8%, 2nd half: 7-27, 25.9%)
 3FG (1st half: 1-6, 16.7%, 2nd half: 4-8, 50.0%)
 FT (1st half: 1-2, 50.0%, 2nd half: 4-4, 100.0%)

DUKE	FG	3FG	FT	REB	PF	TP	A	TO	B	S	MIN
Carter, Jr. f	9-15	4-7	5-5	1-4-5	0	27	1	0	1	0	18
Bagley III f	6-8	1-2	5-6	3-4-7	1	18	4	0	2	0	25
Duval g	2-5	0-0	0-2	0-1-1	1	4	8	1	0	2	21
Trent, Jr. g	5-6	3-3	0-0	0-0-0	1	13	3	1	0	3	23
Allen g	6-9	4-5	0-0	0-3-3	2	16	3	1	0	1	24
Goldwire	2-3	1-2	0-0	0-1-1	2	5	7	0	0	3	18
O'Connell	4-7	1-3	0-0	0-3-3	2	9	0	1	1	1	21
Bolden	1-3	0-0	0-0	2-4-6	2	2	2	1	3	2	16
Vrankovic	1-1	0-0	0-0	0-0-0	1	2	2	0	1	0	7
White	1-1	0-0	0-0	1-3-4	0	2	1	0	0	1	12
Robinson	2-4	2-4	0-0	0-2-2	1	6	1	0	1	0	13
Buckmire	0-1	0-0	0-0	0-1-1	0	0	0	0	0	0	2
Team	21-3										
Totals	39-63	16-26	10-13	9-27-36	13	104	32	5	9	13	200
Pct.	61.9	61.5	76.9	DR: 1							

FG (1st half: 21-31, 67.7%, 2nd half: 18-32, 56.3%)
 3FG (1st half: 8-11, 72.7%, 2nd half: 8-15, 53.3%)
 FT (1st half: 8-11, 72.7%, 2nd half: 2-2, 100.0%)

OFFICIALS: Mark Schnur, John Gaffney, Doug Sirmons
 TECHNICAL FOULS: None

SCORE BY PERIODS	1ST	2ND	TOTAL
Evansville	18	22	40
Duke	58	46	104

14 **[24/25] FLORIDA STATE** **93**
[4/3] DUKE **100**
 Dec. 30, 2017 ATTENDANCE: 9,314

CAMERON INDOOR STADIUM/DURHAM, N.C.

FLORIDA STATE	FG	3FG	FT	REB	PF	TP	A	TO	B	S	MIN
Cofer f	11-16	6-10	0-2	2-4-6	1	28	0	1	0	1	36
Obiagu c	1-4	0-0	0-0	2-0-2	2	2	0	3	2	0	13
Walker g	3-9	1-2	0-0	0-2-2	5	7	5	0	0	0	20
Angola g	7-17	5-12	4-5	1-7-8	4	23	3	0	0	0	32
Mann g	2-6	1-1	4-4	2-4-6	3	9	5	4	0	2	31
Forrest	1-1	0-0	2-2	0-6-6	3	4	5	2	0	0	24
Savoy	0-1	0-1	0-0	0-0-0	1	0	1	0	0	0	4
Walker	4-10	2-5	0-0	0-0-0	1	10	2	0	0	0	21
Kabengele	2-5	0-1	6-9	1-2-3	2	10	1	0	0	0	19
Team	11-2										
Totals	31-69	15-32	16-22	9-26-35	23	93	22	11	2	3	200
Pct.	44.9	46.9	72.7	DR: 4							

FG (1st half: 18-36, 50.0%, 2nd half: 13-33, 39.4%)
 3FG (1st half: 7-14, 50.0%, 2nd half: 8-18, 44.4%)
 FT (1st half: 6-8, 75.0%, 2nd half: 10-14, 71.4%)

DUKE	FG	3FG	FT	REB	PF	TP	A	TO	B	S	MIN
Carter, Jr. f	6-11	0-0	2-6	7-9-16	4	14	4	2	4	1	33
Bagley III f	13-17	1-2	5-11	11-10-21	4	32	1	3	0	1	39
Duval g	7-14	1-5	1-1	0-1-1	4	16	4	1	1	1	22
Trent, Jr. g	4-16	2-9	3-3	2-5-7	4	13	1	0	0	3	37
Allen g	8-19	3-10	3-4	0-3-3	1	22	6	2	0	0	40
DeLaurier	0-2	0-1	0-0	1-1-2	1	0	0	0	0	0	9
Goldwire	1-1	0-1	0-0	0-0-0	1	0	1	0	0	0	6
O'Connell	1-3	1-2	0-0	0-0-0	1	3	2	0	0	0	9
Bolden	0-0	0-0	0-0	1-0-1	1	0	0	0	0	0	5
Team	11-2										
Totals	39-83	8-30	14-25	23-30-53	21	100	19	9	5	6	200
Pct.	47.0	26.7	56.0	DR: 6							

FG (1st half: 18-37, 48.6%, 2nd half: 21-46, 45.7%)
 3FG (1st half: 2-12, 16.7%, 2nd half: 6-18, 33.3%)
 FT (1st half: 7-14, 50.0%, 2nd half: 7-11, 63.6%)

OFFICIALS: Mike Eades, Jeff Clark, Brian Dorsey
 TECHNICAL FOULS: Florida State - TEAM

SCORE BY PERIODS	1ST	2ND	TOTAL
Florida State	49	44	93
Duke	45	55	100

15 **[2/2] DUKE** **85**
N.C. STATE **96**
 Jan. 6, 2018 ATTENDANCE: 19,500

PNC ARENA/RALEIGH, N.C.

DUKE	FG	3FG	FT	REB	PF	TP	A	TO	B	S	MIN
Duval g	8-14	1-4	1-1	1-3-4	3	18	5	8	1	0	32
Trent, Jr. g	4-14	1-5	4-4	0-3-3	4	13	0	0	0	2	38
Allen g	3-9	1-4	1-2	1-2-3	2	8	3	1	0	2	39
Carter, Jr. f	3-6	0-0	5-5	3-3-6	4	11	2	2	0	1	29
Bagley III f	11-14	0-1	9-11	2-8-10	1	31	0	5	4	1	38
DeLaurier	2-2	0-0	0-0	2-0-2	5	4	0	0	0	1	15
Goldwire	0-0	0-0	0-0	0-0-0	0	0	0	0	0	0	1
O'Connell	0-0	0-0	0-0	0-0-0	1	0	0	0	0	0	2
Vrankovic	0-0	0-0	0-0	0-0-0	1	0	0	0	0	0	4
White	0-0	0-0	0-0	0-0-0	0	0	0	0	0	0	1
Robinson	0-1	0-1	0-0	0-0-0	0	0	0	0	0	0	1
Team	3-4										
Totals	31-60	3-15	20-23	12-20-32	21	85	10	16	5	7	200
Pct.	51.7	20.0	87.0	DR: 0							

FG (1st half: 17-32, 53.1%, 2nd half: 14-28, 50.0%)
 3FG (1st half: 1-6, 16.7%, 2nd half: 2-9, 22.2%)
 FT (1st half: 6-9, 66.7%, 2nd half: 14-14, 100.0%)

NC STATE	FG	3FG	FT	REB	PF	TP	A	TO	B	S	MIN
Abu f	5-8	0-0	0-0	2-0-2	5	10	0	1	0	0	18
Dorn g	6-11	2-3	2-3	0-3-3	2	16	2	0	0	2	22
Beverly g	3-5	2-2	6-6	0-1-1	2	14	5	2	0	2	33
Freeman g	4-12	0-3	7-7	1-4-5	1	15	5	3	0	0	38
Yurtseven c	8-14	0-1	0-0	4-5-9	5	16	0	2	3	1	29
Freeman	5-8	0-0	3-4	3-2-5	2	13	0	2	0	2	29
Batts	2-6	0-2	3-3	0-4-4	2	7	5	0	0	0	19
Hunt	1-3	1-3	2-2	1-0-1	0	5	0	0	0	0	12
Team	3-4										
Totals	34-67	5-14	23-25	12-20-34	19	96	17	10	3	7	200
Pct.	50.7	35.7	92.0	DR: 1							

FG (1st half: 16-34, 47.1%, 2nd half: 18-33, 54.5%)
 3FG (1st half: 2-7, 28.6%, 2nd half: 3-7, 42.9%)
 FT (1st half: 9-10, 90.0%, 2nd half: 14-15, 93.3%)

OFFICIALS: Bill Covington, Jr., Tim Nestor, Dwayne Gladden
 TECHNICAL FOULS: None

SCORE BY PERIODS	1ST	2ND	TOTAL
Duke	41	44	85
NC State	43	53	96

16 **[7/6] DUKE** **87**
PITTSBURGH **52**
 Jan. 10, 2018 ATTENDANCE: 9,180

PETERSEN EVENTS CENTER/PITTSBURGH, PA.

DUKE	FG	3FG	FT	REB	PF	TP	A	TO	B	S	MIN
Carter, Jr. f	4-6	0-1	2-2	3-4-7	4	10	3	0	1	1	16
Bagley III f	7-16	0-1	2-8	9-6-15	1	16	1	4	0	1	29
Duval g	5-8	3-5	1-3	1-0-1	4	14	3	1	0	3	26
Trent, Jr. g	6-10	2-5	0-0	0-4-4	2	14	5	1	0	2	30
Allen g	4-12	2-9	1-2	0-4-4	3	11	4	0	0	1	29
Goldwire	1-1	0-0	0-0	0-1-1	2	2	2	0	0	0	16
O'Connell	3-3	2-2	0-1	1-2-2	0	8	0	0	0	0	16
Vrankovic	1-2	0-0	0-0	0-0-0	2	2	1	0	0	0	7
White	0-1	0-1	0-0	1-1-2	0	0	2	0	1	2	13
Robinson	3-5	3-5	1-2	0-2-2	0	10	0	0	3	0	18
Team	1-0-1										
Totals	34-64	12-29	7-18	16-23-39	19	87	21	6	5	11	200
Pct.	53.1	41.4	38.9	DR: 7							

FG (1st half: 20-34, 58.8%, 2nd half: 14-30, 46.7%)
 3FG (1st half: 8-17, 47.1%, 2nd half: 4-12, 33.3%)
 FT (1st half: 2-6, 33.3%, 2nd half: 5-12, 41.7%)

19 PITTSBURGH 54
[5/5] DUKE 81
 Jan. 20, 2018 ATTENDANCE: 9,314

CAMERON INDOOR STADIUM/DURHAM, N.C.

PITTSBURGH	FG	3FG	FT	REB	PF	TP	A	TO	B	S	MIN
Chukwuka f	0-3	0-1	0-0	2-6	3	0	0	2	0	2	26
Brown f	1-4	0-1	2-4	3-3	4	4	0	0	2	1	26
Stewart g	6-10	3-6	0-0	0-3	1	15	0	1	0	0	32
Carr g	5-13	0-3	2-2	0-3	1	12	2	1	0	0	31
Davis g	2-5	1-3	0-0	0-0	1	5	1	0	1	0	17
Wilson-Frame	2-3	0-1	0-0	0-0	1	4	2	2	0	0	19
Milligan	3-4	0-0	3-4	0-1	0	9	0	1	0	1	12
Stevenson	1-1	0-0	1-2	0-1	0	3	2	5	0	2	17
George	0-3	0-0	0-0	0-1	0	0	0	0	0	0	6
Boykins	0-3	0-1	2-2	0-0	0	2	0	0	0	0	10
Ilegomah	0-0	0-0	0-0	0-0	3	0	0	0	0	0	4
Team				21-3							
Totals	20-49	4-16	10-14	7-19-26	14	54	7	15	3	6	200
Pct.	40.8	25.0	71.4	DR: 3							

FG (1st half: 10-20, 50.0%, 2nd half: 10-29, 34.5%)
 3FG (1st half: 4-8, 50.0%, 2nd half: 0-8, 0.0%)
 FT (1st half: 2-2, 100.0%, 2nd half: 8-12, 66.7%)

DUKE	FG	3FG	FT	REB	PF	TP	A	TO	B	S	MIN
Carter, Jr. f	9-10	1-1	2-3	4-4	1	21	2	3	3	2	30
Bagley III f	6-10	1-2	7-10	2-5	0	20	1	2	1	1	29
Duval g	2-4	1-2	0-0	0-3	1	5	4	4	0	1	27
Trent, Jr. g	6-10	5-7	0-0	1-2	0	17	2	0	0	2	32
Allen g	5-11	4-10	2-4	1-0	2	16	2	1	0	2	26
DeLaurier	0-1	0-0	0-0	1-2	4	0	1	1	2	0	10
Goldwire	0-3	0-2	0-0	0-2	1	0	1	0	0	0	13
O'Connell	0-4	0-2	0-0	0-0	1	0	2	1	0	0	14
Vrankovic	1-3	0-0	0-0	0-2	0	2	0	1	0	0	5
White	0-0	0-0	0-0	2-2	2	0	1	1	1	0	9
Robinson	0-0	0-0	0-0	0-0	2	0	0	1	0	0	5
Team				21-3							
Totals	29-56	12-26	11-17	13-23-36	14	81	16	15	7	8	200
Pct.	51.8	46.2	64.7	DR: 1							

FG (1st half: 17-28, 60.7%, 2nd half: 12-28, 42.9%)
 3FG (1st half: 7-13, 53.8%, 2nd half: 5-13, 38.5%)
 FT (1st half: 7-11, 63.6%, 2nd half: 4-6, 66.7%)

OFFICIALS: Ron Groover, Raymond Styons, A.J. Desai
 TECHNICAL FOULS: None

SCORE BY PERIODS	1ST	2ND	TOTAL
Pittsburgh	26	28	54
Duke	48	33	81

20 [4/4] DUKE 84
WAKE FOREST 70
 Jan. 23, 2018 ATTENDANCE: 13,209

LJVM COLISEUM/WINSTON-SALEM, N.C.

DUKE	FG	3FG	FT	REB	PF	TP	A	TO	B	S	MIN
Carter, Jr. f	6-9	1-2	10-13	2-10	1	23	2	2	2	1	34
Bagley III f	4-9	0-3	8-11	3-8	4	16	1	3	0	3	30
Duval g	0-8	0-2	0-2	0-0	2	0	2	1	0	0	24
Trent, Jr. g	6-12	2-5	5-6	0-0	1	19	1	2	0	1	38
Allen g	4-10	2-6	7-7	3-4	3	17	6	3	0	3	37
DeLaurier	1-2	0-0	0-0	2-3	5	2	0	0	0	1	12
Goldwire	0-0	0-0	0-0	0-0	0	0	0	0	0	0	2
O'Connell	3-3	1-1	0-0	1-0	1	7	0	0	0	2	20
White	0-0	0-0	0-0	0-0	0	0	0	0	0	0	3
Robinson	0-0	0-0	0-0	0-0	0	0	0	0	0	0	0+
Buckmire	0-0	0-0	0-0	0-0	0	0	0	0	0	0	0+
Team				0-0							
Totals	24-53	6-19	30-39	11-20-31	17	84	12	11	2	11	200
Pct.	45.3	31.6	76.9	DR: 6							

FG (1st half: 14-29, 48.3%, 2nd half: 10-24, 41.7%)
 3FG (1st half: 4-9, 44.4%, 2nd half: 2-10, 20.0%)
 FT (1st half: 9-14, 64.3%, 2nd half: 21-25, 84.0%)

WAKE FOREST	FG	3FG	FT	REB	PF	TP	A	TO	B	S	MIN
Thompson f	0-1	0-0	0-0	0-2	4	0	0	1	0	0	8
Moore c	9-9	0-0	0-0	6-6	15	18	0	1	1	0	30
Wilbekin g	1-7	1-5	0-0	0-2	2	3	0	0	0	1	29
Crawford g	2-8	1-5	5-6	1-2	2	10	3	8	0	0	24
Brown g	7-14	0-2	2-2	2-2	4	16	5	2	0	0	32
Childress	7-14	3-6	1-1	2-3	5	18	3	5	0	0	35
Mitchell	1-4	0-2	1-2	2-3	5	3	0	2	0	0	15
Eggleston	0-0	0-0	0-0	0-0	0	0	0	0	0	0	2
Sarr	0-5	0-0	2-2	2-3	3	2	0	1	0	0	25
Rike	0-0	0-0	0-0	0-0	0	0	0	0	0	0	0+
Team				11-2							
Totals	27-62	5-20	11-13	16-21-37	28	70	11	21	1	1	200
Pct.	43.5	25.0	84.6	DR: 1							

FG (1st half: 12-30, 40.0%, 2nd half: 15-32, 46.9%)
 3FG (1st half: 1-10, 10.0%, 2nd half: 4-10, 40.0%)
 FT (1st half: 5-6, 83.3%, 2nd half: 6-7, 85.7%)

OFFICIALS: Ted Valentine, Roger Ayers, Bill Covington, Jr.
 TECHNICAL FOULS: None

SCORE BY PERIODS	1ST	2ND	TOTAL
Duke	41	43	84
Wake Forest	30	40	70

21 [2/2] VIRGINIA 65
[4/4] DUKE 63
 Jan. 27, 2018 ATTENDANCE: 9,314

CAMERON INDOOR STADIUM/DURHAM, N.C.

VIRGINIA	FG	3FG	FT	REB	PF	TP	A	TO	B	S	MIN
Wilkins f	0-3	0-0	0-0	0-1	4	0	0	1	0	0	14
Salt c	3-3	0-0	1-1	1-2	3	7	0	2	2	2	31
Hall g	6-15	2-6	0-0	1-7	2	14	3	1	0	1	39
Guy g	5-13	2-9	5-6	2-1	2	17	0	1	1	1	37
Jerome g	5-15	2-6	1-2	1-4	2	13	7	1	0	3	36
Hunter	6-13	0-1	0-0	1-3	2	12	2	0	0	0	24
Johnson	0-1	0-0	0-0	0-0	1	0	0	0	0	0	9
Diakite	1-3	0-0	0-0	1-2	2	2	0	1	0	1	10
Team				3-14							
Totals	26-66	6-22	7-9	10-21-31	18	65	12	5	3	8	200
Pct.	39.4	27.3	77.8	DR: 0							

FG (1st half: 13-29, 44.8%, 2nd half: 13-37, 35.1%)
 3FG (1st half: 2-7, 28.6%, 2nd half: 4-15, 26.7%)
 FT (1st half: 4-4, 100.0%, 2nd half: 3-5, 60.0%)

DUKE	FG	3FG	FT	REB	PF	TP	A	TO	B	S	MIN
Carter, Jr. f	6-11	1-3	1-4	3-12	2	14	4	4	4	1	37
Bagley III f	13-18	2-4	2-3	4-10	3	30	0	2	0	0	40
Duval g	3-7	0-1	0-1	0-3	2	6	8	5	1	1	37
Trent, Jr. g	3-11	1-5	1-2	2-4	2	8	0	3	0	0	40
Allen g	2-8	0-2	1-1	0-2	3	5	3	2	0	0	40
DeLaurier	0-0	0-0	0-0	1-2	1	0	0	0	0	0	3
O'Connell	0-1	0-0	0-0	0-0	1	0	0	0	0	0	3
Team				2-0							
Totals	27-56	4-15	5-11	12-32-44	14	63	15	16	5	2	200
Pct.	48.2	26.7	45.5	DR: 2							

FG (1st half: 10-27, 37.0%, 2nd half: 17-29, 58.6%)
 3FG (1st half: 0-7, 0.0%, 2nd half: 4-8, 50.0%)
 FT (1st half: 2-3, 66.7%, 2nd half: 3-8, 37.5%)

OFFICIALS: Jeff Clark, Tim Nestor, Brian O'Connell
 TECHNICAL FOULS: None

SCORE BY PERIODS	1ST	2ND	TOTAL
Virginia	32	33	65
Duke	22	41	63

22 NOTRE DAME 66
[4/5] DUKE 88
 Jan. 29, 2018 ATTENDANCE: 9,314

CAMERON INDOOR STADIUM/DURHAM, N.C.

NOTRE DAME	FG	3FG	FT	REB	PF	TP	A	TO	B	S	MIN
Geben f	3-7	0-0	2-2	2-1	2	8	2	3	0	2	27
Mooney f	5-9	4-6	0-0	2-2	5	14	1	0	0	1	25
Pfueger g	2-8	1-6	1-2	1-5	2	6	3	4	0	1	38
Gibbs g	6-16	1-6	9-10	0-4	1	22	4	2	0	1	39
Djogo g	4-12	1-6	1-1	3-4	1	10	1	1	0	1	30
Torres	1-5	0-0	0-1	1-2	0	2	2	0	1	2	18
Burns	1-4	0-1	2-2	1-2	1	4	0	0	0	0	19
Gregory	0-0	0-0	0-0	0-0	0	0	0	0	0	0	2
Nelligan	0-0	0-0	0-0	0-0	0	0	0	0	0	0	2
Team				11-2							
Totals	22-61	7-25	15-								

25 [9/8] DUKE 80
Feb. 11, 2018 GEORGIA TECH 69
ATTENDANCE: 8,600

MCCAMISH PAVILION/ATLANTA, GA.

DUKE	FG	3FG	FT	REB	PF	TP	A	T	B	S	MIN
Carter, Jr. f	7-14	0-1	5-6	4-6-10	4	19	2	2	4	0	34
Bolden c	4-7	0-0	0-0	1-5-6	1	8	1	1	0	0	25
Trent, Jr. g	4-11	2-2	5-6	1-5-6	4	15	3	1	0	3	30
Allen g	5-14	3-10	10-10	1-3-4	1	23	6	4	0	1	39
O'Connell g	1-4	1-2	0-0	2-2-4	1	3	2	1	1	0	22
Duval g	4-8	1-1	0-1	2-3-5	3	0	1	1	0	0	25
DeLaurier f	1-1	0-0	1-3	2-4-6	3	3	0	0	1	2	18
Goldwire g	0-0	0-0	0-0	0-0-0	0	0	1	0	0	0	4
White g	0-0	0-0	0-0	0-0-0	2	0	0	0	1	0	3
Team				1-2-3							
Totals	26-59	7-16	21-26	14-30-44	19	80	16	11	7	6	200
Pct.	44.1	43.8	80.8	DR: 1							

FG (1st half: 18-34, 52.9%, 2nd half: 8-25, 32.0%)
 3FG (1st half: 4-9, 44.4%, 2nd half: 3-7, 42.9%)
 FT (1st half: 3-5, 60.0%, 2nd half: 18-21, 85.7%)

GEORGIA TECH	FG	3FG	FT	REB	PF	TP	A	T	B	S	MIN
Gueye f	0-6	0-0	0-0	2-2-4	4	0	0	1	2	0	20
Lammers c	4-9	0-0	0-0	4-4-8	2	8	2	0	1	2	36
Alston g	2-5	1-3	1-1	0-1-1	1	6	1	1	0	0	21
Okogie g	7-18	4-10	11-12	2-4-6	1	29	4	2	1	2	40
Alvarado g	0-1	0-1	0-0	0-0-0	2	0	0	3	0	0	12
Jackson g	3-14	0-5	1-2	0-3-3	1	7	3	1	0	1	30
Cole g	3-7	1-4	3-4	1-4-5	5	10	2	0	1	0	21
Wright g	3-6	1-3	2-4	3-4-7	3	9	2	1	2	1	20
Team				4-1-5							
Totals	22-66	7-27	18-23	16-23-39	19	69	14	10	7	6	200
Pct.	33.3	25.9	78.3	DR: 3							

FG (1st half: 8-29, 27.6%, 2nd half: 14-37, 37.8%)
 3FG (1st half: 2-10, 20.0%, 2nd half: 5-17, 29.4%)
 FT (1st half: 8-9, 88.9%, 2nd half: 10-14, 71.4%)

OFFICIALS: Joe Lindsay, Tim Nestor, Michael Stephens
 TECHNICAL FOULS: None

SCORE BY PERIODS	1ST	2ND	TOTAL
Duke	43	37	80
Georgia Tech	26	43	69

26 VIRGINIA TECH 52
Feb. 14, 2018 [12/10] DUKE 74
ATTENDANCE: 9,314

CAMERON INDOOR STADIUM/DURHAM, N.C.

VIRGINIA TECH	FG	3FG	FT	REB	PF	TP	A	T	B	S	MIN
Blackshear, Jr. f	3-9	0-1	3-4	1-3-4	2	9	1	2	1	0	28
Alexander-Walker g	2-7	2-5	0-0	1-2-3	0	6	2	2	0	4	33
Robinson g	2-10	1-7	0-0	1-2-3	3	5	5	1	0	0	27
Bibbs g	6-7	3-4	0-0	0-1-1	2	15	1	2	0	1	31
Wilson g	1-1	0-0	0-0	0-2-2	2	2	3	0	0	0	20
Jackson g	0-0	0-0	0-0	0-0-0	1	0	0	0	0	0	3
Hill f	1-4	0-2	0-0	0-1-1	0	2	0	1	0	0	23
Horne g	3-3	0-0	0-0	0-2-2	1	6	0	0	0	1	9
Clarke g	3-8	1-1	0-0	0-2-2	0	7	1	2	0	0	26
Team				0-1-1							
Totals	21-49	7-20	3-4	3-16-19	11	52	13	10	1	6	200
Pct.	42.9	35.0	75.0	DR: 1							

FG (1st half: 12-28, 42.9%, 2nd half: 9-21, 42.9%)
 3FG (1st half: 4-9, 44.4%, 2nd half: 3-11, 27.3%)
 FT (1st half: 0-0, 0.0%, 2nd half: 3-4, 75.0%)

DUKE	FG	3FG	FT	REB	PF	TP	A	T	B	S	MIN
Carter, Jr. f	5-9	1-2	2-4	5-8-13	2	13	4	4	2	0	31
Bolden c	0-0	0-0	0-0	0-1-1	1	0	1	0	2	0	16
Duval g	3-10	2-6	2-2	2-1-3	0	10	3	4	0	1	33
Trent, Jr. g	6-11	5-9	2-2	0-5-5	0	19	1	1	0	3	37
Allen g	9-17	7-15	0-0	0-3-3	0	25	6	2	0	2	38
DeLaurier f	3-3	0-0	1-2	2-2-4	2	7	0	0	0	1	24
O'Connell g	0-1	0-0	0-0	0-1-1	0	0	0	0	0	0	4
Vrankovic g	0-0	0-0	0-0	0-0-0	0	0	0	0	0	0	4
White g	0-1	0-1	0-0	0-2-2	1	0	1	1	0	0	9
Robinson g	0-0	0-0	0-0	0-0-0	0	0	0	0	0	0	3
Buckmire g	0-0	0-0	0-0	0-0-0	0	0	0	0	0	0	1
Team				0-2-2							
Totals	26-52	15-33	7-10	11-25-36	6	74	16	13	4	7	200
Pct.	50.0	45.5	70.0	DR: 2							

FG (1st half: 12-26, 46.2%, 2nd half: 14-26, 53.8%)
 3FG (1st half: 8-18, 44.4%, 2nd half: 7-15, 46.7%)
 FT (1st half: 4-4, 100.0%, 2nd half: 3-6, 50.0%)

OFFICIALS: Mike Eades, Brian O'Connell, Don Daily
 TECHNICAL FOULS: None

SCORE BY PERIODS	1ST	2ND	TOTAL
Virginia Tech	28	24	52
Duke	36	38	74

27 [12/10] DUKE 66
Feb. 18, 2018 [11/12] CLEMSON 57
ATTENDANCE: 9,000

LITTLEJOHN COLISEUM/CLEMSON, S.C.

DUKE	FG	3FG	FT	REB	PF	TP	A	T	B	S	MIN
DeLaurier f	0-1	0-0	2-3	3-7-10	3	2	0	1	1	1	30
Carter, Jr. f	4-14	1-1	6-7	3-7-10	2	15	0	2	3	1	33
Duval g	5-11	1-3	1-2	0-2-2	1	12	3	2	0	4	38
Trent, Jr. g	3-10	2-6	3-4	1-6-7	3	11	0	2	0	0	36
Allen g	4-10	2-3	9-9	0-1-1	3	19	4	4	0	4	40
O'Connell g	0-0	0-0	0-0	0-1-1	0	0	0	0	0	0	2
Bolden c	2-2	0-0	1-1	1-2-3	1	5	0	2	0	2	14
White g	1-1	0-0	0-0	0-1-1	1	2	0	0	0	0	7
Team				0-2-2							
Totals	19-49	6-13	22-26	8-29-37	14	66	7	11	6	10	200
Pct.	38.8	46.2	84.6	DR: 0							

FG (1st half: 10-27, 37.0%, 2nd half: 9-22, 40.9%)
 3FG (1st half: 4-8, 50.0%, 2nd half: 2-5, 40.0%)
 FT (1st half: 11-12, 91.7%, 2nd half: 11-14, 78.6%)

CLEMSON	FG	3FG	FT	REB	PF	TP	A	T	B	S	MIN
Skara f	3-9	0-2	0-0	1-3-4	3	6	3	3	0	1	30
Simms f	4-6	1-2	1-1	1-2-3	2	10	0	1	0	0	22
Thomas c	5-13	0-0	3-4	7-8-15	3	13	3	0	3	0	29
Reed g	3-14	1-6	6-7	0-5-5	2	13	5	2	0	4	39
Devoe g	1-10	1-8	0-0	1-2-3	3	2	5	0	1	4	40
Trapp f	1-1	0-0	0-0	0-0-0	4	2	2	1	0	0	13
Donnal g	4-6	2-2	0-0	0-2-2	0	10	0	0	0	0	13
William g	0-1	0-0	0-0	0-1-1	0	0	1	1	0	0	2
Spencer g	0-1	0-0	0-0	0-0-0	2	0	1	0	0	0	6
Team				2-3-5							
Totals	21-61	5-20	10-12	12-26-38	19	57	17	13	3	6	200
Pct.	34.4	25.0	83.3	DR: 1							

FG (1st half: 13-28, 46.4%, 2nd half: 8-33, 24.2%)
 3FG (1st half: 3-11, 27.3%, 2nd half: 2-9, 22.2%)
 FT (1st half: 5-6, 83.3%, 2nd half: 5-6, 83.3%)

OFFICIALS: Jeff Clark, Tim Clougherty, Pat Driscoll
 TECHNICAL FOULS: None

SCORE BY PERIODS	1ST	2ND	TOTAL
Duke	35	31	66
Clemson	34	23	57

28 LOUISVILLE 56
Feb. 21, 2018 [5/5] DUKE 82
ATTENDANCE: 9,314

CAMERON INDOOR STADIUM/DURHAM, N.C.

LOUISVILLE	FG	3FG	FT	REB	PF	TP	A	T	B	S	MIN
King f	4-11	0-3	2-2	1-1-2	0	10	1	1	1	1	25
Spading f	8-14	0-0	1-3	4-6-10	2	17	1	2	0	0	34
Mahmoud f	1-3	0-0	0-0	1-3-4	4	2	1	1	2	1	23
Adel f	4-13	1-5	1-1	3-2-5	1	10	1	4	0	0	33
Snider g	2-6	2-4	0-0	0-4-4	0	6	4	1	0	1	34
Perry g	1-3	1-2	0-0	0-0-0	2	3	2	1	0	1	11
Williams g	0-3	0-1	0-0	0-0-0	1	0	0	0	1	1	8
Sutton g	2-5	0-0	1-1	1-3-4	2	5	1	1	1	2	12
McMahon g	1-5	1-5	0-0	0-1-1	0	3	2	4	0	1	17
Nwora g	0-1	0-0	0-0	0-0-0	0	0	0	0	0	0	3
Team				0-0-0							
Totals	23-64	5-20	5-7	10-20-30	12	56	13	15	5	8	200

31 [9/9] NORTH CAROLINA 64
 [5/3] DUKE 74
 March 3, 2018 ATTENDANCE: 9,314

CAMERON INDOOR STADIUM/DURHAM, N.C.

NORTH CAROLINA	FG	3FG	FT	REB	PF	TP	A	TO	B	S	MIN	
Pinson	f	6-10	0-1	0-1	3-5	8	4	12	3	4	0	33
Maye	f	6-15	1-2	0-0	1-6	7	2	13	1	3	2	33
Berry II	g	3-11	0-0	0-0	0-2	2	3	6	5	3	0	36
Johnson	g	5-17	4-12	2-2	1-3	4	2	16	2	2	0	35
Williams	g	4-10	3-8	2-2	3-5	8	1	13	4	2	0	37
Woods	g	0-1	0-0	0-0	0-0	0	1	0	0	0	0	5
Platek	g	0-1	0-1	0-0	0-1	1	0	0	0	0	0	3
Robinson	g	0-0	0-0	0-0	1-0	1	2	0	0	0	0	5
Brooks	g	2-4	0-0	0-0	2-1	3	4	0	0	0	1	11
Manley	g	0-1	0-0	0-0	0-0	0	0	0	0	0	0	1
Huffman	g	0-0	0-0	0-0	0-0	0	1	0	0	0	0	1
Team					4-4							
Totals		26-70	8-31	4-5	15-27	42	19	64	15	14	3	6
Pct.		37.1	25.8	80.0	DR: 0							

FG (1st half: 13-34, 38.2%, 2nd half: 13-36, 36.1%)
 3FG (1st half: 5-17, 29.4%, 2nd half: 3-14, 21.4%)
 FT (1st half: 4-4, 100.0%, 2nd half 0-1, 0.0%)

DUKE	FG	3FG	FT	REB	PF	TP	A	TO	B	S	MIN	
DeLaurier	f	1-2	0-1	1-2	1-2	1	3	0	1	1	12	
Carter, Jr.	f	3-7	1-1	2-2	5-4	9	5	9	3	3	2	0
Bagley III	f	9-14	1-2	2-5	6-9	15	2	21	1	3	2	1
Trent, Jr.	g	5-16	3-10	0-0	0-5	5	0	13	1	0	1	36
Allen	g	5-14	2-7	3-5	0-5	3	15	5	6	0	5	40
Duval	g	3-4	1-1	0-3	0-0	0	7	6	0	1	2	21
O'Connell	g	1-4	1-3	0-0	1-2	0	3	0	0	0	1	14
Bolden	g	1-1	0-0	1-3	1-3	1	3	0	0	1	0	17
White	g	0-0	0-0	0-0	0-0	0	0	0	0	0	1	2
Team					2-4							
Totals		28-62	9-25	4-5	16-30	46	12	74	16	14	8	12
Pct.		45.2	36.0	80.0	DR: 2							

FG (1st half: 10-32, 31.3%, 2nd half: 18-30, 60.0%)
 3FG (1st half: 1-10, 10.0%, 2nd half: 8-15, 53.3%)
 FT (1st half: 4-14, 28.6%, 2nd half: 5-6, 83.3%)

OFFICIALS: Mike Eades, Roger Ayers, Raymond Styons
 TECHNICAL FOULS: None

SCORE BY PERIODS

	1ST	2ND	TOTAL
North Carolina	35	29	64
Duke	25	49	74

32 NOTRE DAME 70
 [5/4] DUKE 88
 March 8, 2018 ATTENDANCE: 17,732

BARCLAYS CENTER/BROOKLYN, N.Y.

NOTRE DAME	FG	3FG	FT	REB	PF	TP	A	TO	B	S	MIN	
Geben	f	6-9	0-0	2-2	5-3	8	1	14	2	2	1	0
Colson	f	9-17	0-1	0-2	0-9	2	18	1	2	1	3	31
Pflueger	g	2-7	1-5	0-0	1-0	1	3	5	6	1	0	2
Farrell	g	4-13	3-11	0-0	0-2	2	0	11	12	1	0	39
Gibbs	g	4-10	1-6	0-1	0-1	2	9	4	0	0	0	40
Torres	g	0-0	0-0	0-0	0-0	0	3	0	0	0	0	1
Burns	g	1-3	0-0	1-2	0-1	1	0	3	0	0	0	9
Djogo	g	0-0	0-0	0-0	0-0	0	0	0	0	1	0	3
Gregory	g	0-0	0-0	0-0	0-0	0	0	0	0	0	0	1
Mooney	g	4-8	0-0	2-4	3-4	1	10	0	0	0	0	9
Team					0-3							
Totals		30-67	5-23	5-11	9-20	29	12	70	25	7	2	7
Pct.		44.8	21.7	45.5	DR: 3.1							

FG (1st half: 17-38, 44.7%, 2nd half: 13-29, 44.8%)
 3FG (1st half: 3-12, 25.0%, 2nd half: 2-11, 18.2%)
 FT (1st half: 0-4, 0.0%, 2nd half 5-7, 71.4%)

DUKE	FG	3FG	FT	REB	PF	TP	A	TO	B	S	MIN	
Carter, Jr.	f	1-6	0-2	2-2	0-4	4	4	2	1	1	17	
Bagley III	f	15-23	2-3	1-4	4-13	17	1	33	2	1	0	38
Duval	g	3-8	0-1	0-0	1-0	1	0	6	11	6	0	34
Trent, Jr.	g	3-9	1-4	1-2	0-4	2	8	1	2	0	0	35
Allen	g	7-10	5-6	4-4	0-3	3	0	23	3	0	0	39
DeLaurier	g	2-2	0-0	0-0	0-1	1	4	0	0	2	0	6
Goldwire	g	0-0	0-0	0-0	0-0	0	0	0	0	0	0	1
O'Connell	g	1-2	0-1	0-0	0-1	0	2	1	0	0	1	10
Bolden	g	4-5	0-0	0-0	3-4	7	3	8	1	0	1	19
White	g	0-0	0-0	0-0	0-0	0	0	0	0	0	0	1
Team					1-2							
Totals		36-65	8-17	8-12	9-31	40	11	88	21	10	4	5
Pct.		55.4	47.1	66.7	DR: 3							

FG (1st half: 15-34, 44.1%, 2nd half: 21-31, 67.7%)
 3FG (1st half: 7-13, 53.8%, 2nd half: 1-4, 25.0%)
 FT (1st half: 4-8, 50.0%, 2nd half: 4-4, 100.0%)

OFFICIALS: Roger Ayers, Lee Cassell, Jerry Heater
 TECHNICAL FOULS: None

SCORE BY PERIODS

	1ST	2ND	TOTAL
Notre Dame	37	33	70
Duke	41	47	88

33 [12/11] NORTH CAROLINA 74
 [5/4] DUKE 69
 March 9, 2018 ATTENDANCE: 18,157

BARCLAYS CENTER/BROOKLYN, N.Y.

NORTH CAROLINA	FG	3FG	FT	REB	PF	TP	A	TO	B	S	MIN	
Pinson	f	3-8	0-1	2-2	1-3	4	4	8	7	2	0	3
Maye	f	8-18	0-1	1-3	6-4	10	3	17	4	3	1	2
Berry II	g	3-11	3-7	4-4	2-3	5	1	13	6	1	0	3
Johnson	g	4-10	2-7	0-0	1-3	4	1	10	1	1	0	1
Williams	g	4-9	2-7	0-0	3-3	6	1	10	6	2	0	1
Woods	g	0-1	0-0	0-0	0-1	0	0	0	0	0	1	0
Robinson	g	0-1	0-1	0-0	0-0	0	0	0	0	0	0	0
Brooks	g	3-7	0-0	4-6	3-1	4	3	10	0	1	0	1
Manley	g	3-6	0-0	0-0	1-2	2	6	0	0	0	0	0
Huffman	g	0-0	0-0	0-0	0-0	0	0	0	0	2	0	2
Team					1-2							
Totals		28-71	7-24	11-15	18-21	39	15	74	24	13	1	11
Pct.		39.4	29.2	73.3	DR: 1							

FG (1st half: 14-38, 36.8%, 2nd half: 14-33, 42.4%)
 3FG (1st half: 4-9, 44.4%, 2nd half: 3-15, 20.0%)
 FT (1st half: 4-7, 57.1%, 2nd half 7-8, 87.5%)

DUKE	FG	3FG	FT	REB	PF	TP	A	TO	B	S	MIN	
Carter, Jr.	f	4-7	0-1	6-8	4-5	9	1	14	1	2	4	1
Bagley III	f	7-13	0-1	5-6	4-9	13	1	19	0	4	1	0
Duval	g	0-6	0-3	0-0	1-2	2	0	7	5	0	2	30
Trent, Jr.	g	7-16	2-7	4-4	0-6	6	1	20	1	0	0	3
Allen	g	4-11	4-10	4-5	0-4	4	16	4	0	0	2	40
DeLaurier	g	0-0	0-0	0-0	0-0	2	0	0	0	0	0	6
O'Connell	g	0-1	0-1	0-0	0-1	0	0	0	0	2	0	9
Bolden	g	0-0	0-0	0-0	0-1	2	0	0	0	2	0	7
White	g	0-0	0-0	0-0	0-0	0	0	0	0	0	0	1
Team					3-0							
Totals		22-54	6-23	19-23	12-28	40	15	69	13	18	7	8
Pct.		40.7	26.1	82.6	DR: 3							

FG (1st half: 9-25, 36.0%, 2nd half: 13-29, 44.8%)
 3FG (1st half: 2-9, 22.2%, 2nd half: 4-14, 28.6%)
 FT (1st half: 11-13, 84.6%, 2nd half: 8-10, 80.0%)

OFFICIALS: Mike Eades, Ted Valentine, Bert Smith
 TECHNICAL FOULS: None

SCORE BY PERIODS

	1ST	2ND	TOTAL
North Carolina	36	38	74
Duke	31	38	69

34 IONA 67
 [9] DUKE 89
 March 15, 2018 ATTENDANCE: 18,757

PPG PAINTS ARENA/PITTSBURGH, PA.

IONA	FG	3FG	FT	REB	PF	TP	A	TO	B	S	MIN	
Crawford	f	0-6	0-5	2-2	0-2	2	1	2	0	1	0	24
Edgogi	f	5-8	0-0	1-2	5-4	9	2	11	0	1	0	27
McGill	g	3-7	1-3	3-4	1-2	2	10	5	3	0	1	35
Lewis	g	4-9	2-4	0-0	0-3	3	10	4	1	0	2	31
Casimir	g	3-9	2-6	1-2	0-1	1	9	6	2	0	1	31
Seaforth	g	1-2	0-1	0-0	0-0	0	2	0	0	0	0	2
Griffin	g	9-12	0-0	3-4								

37
March 25, 2018

[9] DUKE
[4] KANSAS
ATTENDANCE: 17,579

81
85

CENTURYLINK CENTER/OMAHA, NEB.

DUKE	FG	3FG	FT	REB	PF	TP	A	T	B	S	MIN
Carter, Jr. f	3-9	0-3	4-5	0-2-2	5	10	1	2	1	2	22
Bagley III f	5-9	1-1	5-8	4-6-10	0	16	2	2	0	0	44
Duval g	9-16	2-6	0-0	0-1-1	5	20	6	4	0	2	43
Trent, Jr. g	7-18	2-10	1-1	1-2-3	2	17	0	0	1	1	44
Allen g	3-13	2-9	4-4	1-3-4	3	12	4	1	0	4	45
DeLaurier	2-2	0-0	0-0	2-1-3	1	4	0	2	0	0	13
O'Connell	0-0	0-0	0-0	0-0-0	0	0	0	0	0	0	2
Bolden	1-3	0-0	0-0	1-0-1	0	2	0	0	1	0	12
Team				1-7-8							
Totals	30-70	7-29	14-18	10-22-32	16	81	13	11	3	9	225
Pct.	42.9	24.1	77.8	DR: 4.2							

FG (1st half: 15-36, 41.7%, 2nd half: 11-26, 42.3%, OT: 4-8, 50.0%)
 3FG (1st half: 3-15, 20.0%, 2nd half: 3-10, 30.0%, OT: 1-4, 25.0%)
 FT (1st half: 3-4, 75.0%, 2nd half 1-14, 78.6%, OT: 0-0, 0.0%)

KANSAS	FG	3FG	FT	REB	PF	TP	A	T	B	S	MIN
Azubulke c	4-6	0-0	1-2	5-3-8	5	9	2	1	0	1	19
Vick g	6-16	2-7	0-0	1-2-3	2	14	2	5	1	0	41
Graham g	4-10	3-8	0-1	2-4-6	0	11	6	2	0	0	45
Mykhailiuk g	4-10	3-9	0-0	3-7-10	3	11	5	4	1	1	42
Newman g	8-19	5-12	11-12	2-5-7	1	32	2	1	0	3	44
Garrett	2-5	0-0	0-0	2-0-2	2	4	2	1	0	0	8
De Sousa	2-3	0-0	0-0	1-9-10	1	4	1	3	1	0	26
Team				1-0-1							
Totals	30-69	13-36	12-15	17-30-47	14	85	20	18	3	5	225
Pct.	43.5	36.1	80.0	DR: 1							

FG (1st half: 13-35, 37.1%, 2nd half: 15-30, 50.0%, OT: 2-4, 50.0%)
 3FG (1st half: 4-14, 28.6%, 2nd half: 7-19, 36.8%, OT: 2-3, 66.7%)
 FT (1st half: 3-4, 75.0%, 2nd half: 2-2, 100.0%, OT: 7-9, 77.8%)

OFFICIALS: Doug Sirmons, Jeff Anderson, Roger Ayers
 TECHNICAL FOULS: None

SCORE BY PERIODS	1ST	2ND	OT	TOTAL
Duke	36	36	9	81
Kansas	33	39	13	85

2017-18 ACC Team Statistics

NCAA Top 50 rank in [brackets]

SCORING OFFENSE	G	PTS	PPG
Duke [9]	37	3,121	84.4
North Carolina [28]	37	3,018	81.6
NC State [32]	33	2,682	81.3
Florida State [44]	35	2,806	80.2
Virginia Tech [46]	33	2,634	79.8
Boston College	35	2,673	76.4
Louisville	36	2,721	75.6
Notre Dame	36	2,698	74.9
Clemson	35	2,584	73.8
Miami	32	2,361	73.8
Wake Forest	31	2,273	73.3
Virginia	34	2,283	67.1
Syracuse	37	2,466	66.6
Georgia Tech	32	2,101	65.7
Pittsburgh	32	1,985	62.0

SCORING DEFENSE	G	PTS	PPG
Virginia [1]	34	1,836	54
Syracuse [10]	37	2,360	63.8
Clemson [29]	35	2,307	65.9
Georgia Tech	32	2,172	67.9
Miami	32	2,173	67.9
Notre Dame	36	2,471	68.6
Duke	37	2,576	69.6
Louisville	36	2,533	70.4
Virginia Tech	33	2,382	72.2
Pittsburgh	32	2,316	72.4
Florida State	35	2,551	72.9
North Carolina	37	2,711	73.3
Wake Forest	31	2,305	74.4
Boston College	35	2,610	74.6
NC State	33	2,477	75.1

SCORING MARGIN	G	OFF	DEF	MAR
Duke [5]	37	84.4	69.6	14.7
Virginia [7]	34	67.1	54.0	13.1
North Carolina [44]	37	81.6	73.3	8.3
Clemson	35	73.8	65.9	7.9
Virginia Tech	33	79.8	72.2	7.6
Florida State	35	80.2	72.9	7.3
Notre Dame	36	74.9	68.6	6.3
NC State	33	81.3	75.1	6.2
Miami	32	73.8	67.9	5.9
Louisville	36	75.6	70.4	5.2
Syracuse	37	66.6	63.8	2.9
Boston College	35	76.4	74.6	1.8
Wake Forest	31	73.3	74.4	-1.0
Georgia Tech	32	65.7	67.9	-2.2
Pittsburgh	32	62.0	72.4	-10.3

REBOUNDING MARGIN	G	OWN	OPP	MAR
North Carolina [3]	37	42.4	32.9	+9.6
Duke [6]	37	41.1	33.0	+8.1
Syracuse	37	37.2	33.4	+3.8
Florida State	35	37.8	35.1	+2.7
Clemson	35	35.8	33.5	+2.3
Notre Dame	36	36.8	34.5	+2.2
Boston College	35	36.9	34.9	+2.1
Virginia	34	32.4	30.7	+1.7
Wake Forest	31	35.7	34.3	+1.4
Miami	32	34.8	34.0	+0.8
NC State	33	35.6	35.2	+0.4
Georgia Tech	32	33.9	33.8	+0.1
Louisville	36	36.6	37.0	-0.4
Virginia Tech	33	32.7	34.2	-1.6
Pittsburgh	32	31.5	37.7	-6.2

FIELD GOAL PERCENTAGE	GP	FG	FGA	PCT
Virginia Tech [6]	33	931	1,865	.499
Duke [16]	37	1,125	2,288	.492
NC State	33	965	2,054	.470
Florida State	35	994	2,125	.468
Miami	32	875	1,881	.465
Virginia	34	848	1,844	.460
North Carolina	37	1,105	2,417	.457
Clemson	35	899	1,970	.456
Louisville	36	969	2,140	.453
Boston College	35	948	2,105	.450
Notre Dame	36	945	2,131	.443
Wake Forest	31	801	1,826	.439
Georgia Tech	32	753	1,770	.425
Syracuse	37	832	1,995	.417
Pittsburgh	32	678	1,673	.405

FREE THROW PERCENTAGE	GP	FT	FTA	PCT
Notre Dame [38]	36	508	670	.758
Clemson [44]	35	498	660	.755
Virginia [47]	34	340	451	.754
North Carolina	37	503	677	.743
Boston College	35	479	646	.741
Wake Forest	31	430	583	.738
Louisville	36	503	683	.736
Syracuse	37	594	807	.736
Georgia Tech	32	439	616	.713
Duke	37	562	791	.710
Virginia Tech	33	483	681	.709
NC State	33	489	703	.696
Pittsburgh	32	371	534	.695
Florida State	35	543	786	.691
Miami	32	362	547	.662

THREE-POINT FG PERCENTAGE	GP	3FG	3FGA	PCT
Virginia Tech [30]	33	289	745	.388
Virginia [41]	34	247	645	.383
Wake Forest	31	241	644	.374
NC State	33	263	707	.372
Duke	37	309	831	.372
Louisville	36	280	754	.371
Clemson	35	288	786	.366
Miami	32	247	678	.364
North Carolina	37	305	849	.359
Boston College	35	298	831	.359
Notre Dame	36	300	838	.358
Florida State	35	273	781	.350
Pittsburgh	32	258	795	.325
Georgia Tech	32	156	490	.318
Syracuse	37	208	655	.318

ASSIST-TO-TURNOVER RATIO	GP	OWN	OPP	RATO
Virginia [5]	34	13.5	8.5	1.58:1
North Carolina [9]	37	18.2	12.0	1.51
Notre Dame [14]	36	14.4	9.9	1.46
Duke [21]	37	17.5	12.4	1.41
Virginia Tech [26]	33	16.4	12.0	1.37
NC State [36]	33	16.1	12.1	1.33
Miami	32	13.3	11.5	1.16
Louisville	36	13.6	11.8	1.15
Florida State	35	14.9	13.0	1.15
Clemson	35	13.2	11.8	1.12
Boston College	35	14.1	12.6	1.12
Wake Forest	31	13.9	13.1	1.06
Georgia Tech	32	12.8	12.8	1.00
Pittsburgh	32	12.4	13.8	0.90
Syracuse	37	10.7	12.5	0.86

2017-18 ACC Individual Statistics

leaders based on NCAA stat minimums; NCAA Top 50 rank in [brackets]

SCORING	G	PTS	PPG
Marvin Bagley III, Fr., Duke [28]	33	694	21.0
Jerome Robinson, Jr., Boston College [33]	35	725	20.7
Tyus Battle, So., Syracuse	37	712	19.2
Josh Okogie, So., Georgia Tech	24	437	18.2
Ky Bowman, So., Boston College	35	616	17.6
Joel Berry II, Sr., North Carolina	36	617	17.1
Luke Maye, Jr., North Carolina	37	625	16.9
Bryant Crawford, Jr., Wake Forest	31	523	16.9
Matt Farrell, Sr., Notre Dame	31	505	16.3
Allerik Freemantle, Sr., NC State	33	530	16.1
Marcquise Reed, Jr., Clemson	35	553	15.8
Grayson Allen, Sr., Duke	37	572	15.5
TJ Gibbs, So., Notre Dame	36	552	15.3
Deng Adel, Jr., Louisville	34	509	15.0
Oshae Brissett, Fr., Syracuse	37	553	14.9
Gary Trent Jr., Fr., Duke	37	536	14.5
Frank Howard, Jr., Syracuse	37	533	14.4
Gabe Devoe, Sr., Clemson	35	497	14.2
Kyle Guy, So., Virginia	34	481	14.1
Justin Robinson, Jr., Virginia Tech	33	462	14.0
Torin Dorn, Jr., NC State	33	458	13.9
Wendell Carter Jr., Fr., Duke	37	501	13.5
Omer Yurtseven, So., NC State	33	445	13.5
Justin Bibbs, Sr., Virginia Tech	31	411	13.3
Jared Wilson-Frame, Jr., Pitt	32	416	13.0

REBOUNDING	G	REB	RPG
Marvin Bagley III, Fr., Duke [9]	33	366	11.1
Luke Maye, Jr., North Carolina [21]	37	373	10.1
Doral Moore, Jr., Wake Forest [31]	31	291	9.4
Wendell Carter Jr., Fr., Duke [39]	37	335	9.1
Oshae Brissett, Fr., Syracuse [45]	37	327	8.8
Ray Spalding, Jr., Louisville	36	312	8.7
Steffon Mitchell, Fr., Boston College	34	281	8.3
Ben Lammers, Sr., Georgia Tech	32	259	8.1
Elijah Thomas, Jr., Clemson	35	283	8.1
Martinas Geben, Sr., Notre Dame	36	289	8.0

DEFENSIVE REBOUNDS	GP	DR	DRPG
Marvin Bagley III, Fr., Duke [27]	33	234	7.1
Luke Maye, Jr., North Carolina [28]	37	260	7.0
Oshae Brissett, Fr., Syracuse [38]	37	245	6.6
Doral Moore, Jr., Wake Forest	31	192	6.2
Wendell Carter Jr., Fr., Duke	37	226	6.1
Ky Bowman, So., Boston College	35	210	6.0
Elijah Thomas, Jr., Clemson	35	203	5.8
Ben Lammers, Sr., Georgia Tech	32	182	5.7
Ray Spalding, Jr., Louisville	36	199	5.5
Steffon Mitchell, Fr., Boston College	34	181	5.3

OFFENSIVE REBOUNDS	GP	OR	ORPG
Marvin Bagley III, Fr., Duke [7]	33	132	4.0
Doral Moore, Jr., Wake Forest [27]	31	99	3.2
Ray Spalding, Jr., Louisville [33]	36	113	3.1
Luke Maye, Jr., North Carolina [44]	37	113	3.1
Wendell Carter Jr., Fr., Duke	37	109	3.0
Martinas Geben, Sr., Notre Dame	36	106	2.9
Steffon Mitchell, Fr., Boston College	34	100	2.9
Paschal Chukwu, Jr., Syracuse	37	103	2.8
Omer Yurtseven, So., NC State	33	91	2.8
Nik Popovic, So., Boston College	35	90	2.6

FIELD GOAL PERCENTAGE	GP	FG	FGA	PCT
Marvin Bagley III, Fr., Duke [11]	33	270	440	.614
Omer Yurtseven, So., NC State [30]	33	187	327	.572
Terance Mann, Jr., Florida State [33]	34	171	301	.568
Ray Spalding, Jr., Louisville	36	183	337	.543
Torin Dorn, Jr., NC State	33	178	335	.531
Justin Bibbs, Sr., Virginia Tech	31	155	318	.487
Luke Maye, Jr., North Carolina	37	251	516	.486
Jerome Robinson, Jr., Boston Coll.	35	249	513	.485
Deng Adel, Jr., Louisville	34	178	397	.448
Tadric Jackson, Sr., Georgia Tech	29	149	335	.445

FREE THROW PERCENTAGE	GP	FT	FTA	PCT
Joel Berry II, Sr., North Carolina [18]	36	108	121	.893
Bryant Crawford, Jr., Wake Forest [35]	31	138	159	.868
Shelton Mitchell, Jr., Clemson	33	108	126	.857
Grayson Allen, Sr., Duke	37	108	127	.850
Marcquise Reed, Jr., Clemson	35	120	142	.845
Tyus Battle, So., Syracuse	37	167	199	.839
Braian Angola, Sr., Florida State	35	104	124	.839
TJ Gibbs, So., Notre Dame	36	129	154	.838
Jerome Robinson, Jr., Boston Coll.	35	146	176	.830
Josh Okogie, So., Georgia Tech	24	133	162	.821

THREE-POINT FIELD GOAL PCT.	GP	3FG	3FGA	PCT
Gary Trent Jr., Fr., Duke	37	97	241	.402
Jordan Chatman, Jr., Boston Coll.	34	87	220	.395
Matt Farrell, Sr., Notre Dame	31	98	260	.377
Grayson Allen, Sr., Duke	37	102	276	.370
Joel Berry II, Sr., North Carolina	36	93	270	.344

THREE-POINT FIELD GOALS MADE	GP	3FG	3PG
Matt Farrell, Sr., Notre Dame [22]	31	98	3.2
Grayson Allen, Sr., Duke	37	102	2.8
Gary Trent Jr., Fr., Duke	37	97	2.6
Joel Berry II, Sr., North Carolina	36	93	2.6
Jordan Chatman, Jr., Boston College	34	87	2.6
Gabe Devoe, Sr., Clemson	35	86	2.5
Kyle Guy, So., Virginia	34	83	2.4
Jerome Robinson, Jr., Boston College	35	81	2.3
Jared Wilson-Frame, Jr., Pitt	32	74	2.3
Ky Bowman, So., Boston College	35	80	2.3

ASSISTS	GP	AST	APG
Markell Johnson, So., NC State [5]	26	190	7.3
Justin Robinson, Jr., Virginia Tech [35]	33	185	5.6
Trevon Duval, Fr., Duke [36]	37	207	5.6
Matt Farrell, Sr., Notre Dame [43]	31	169	5.5
Theo Pinson, Sr., North Carolina	37	187	5.1
Bryant Crawford, Jr., Wake Forest	31	152	4.9
Frank Howard, Jr., Syracuse	37	175	4.7
Ky Bowman, So., Boston College	35	165	4.7
Grayson Allen, Sr., Duke	37	172	4.7
Trent Forrest, So., Florida State	34	138	4.1

STEALS	GP	STL	SPG
Frank Howard, Jr., Syracuse	37	68	1.8
Josh Okogie, So., Georgia Tech	24	42	1.8
Grayson Allen, Sr., Duke	37	64	1.7
Jose Alvarado, Fr., Georgia Tech	25	43	1.7
Markell Johnson, So., NC State	26	44	1.7
Marcquise Reed, Jr., Clemson	35	58	1.7
Ty Jerome, So., Virginia	34	55	1.6
Trent Forrest, So., Florida State	34	53	1.6
Bryant Crawford, Jr., Wake Forest	31	48	1.6
Ray Spalding, Jr., Louisville	36	54	1.5

BLOCKED SHOTS	GP	BLKS	BPG
Anas Mahmoud, Sr., Louisville [9]	36	104	2.9
Paschal Chukwu, Jr., Syracuse [18]	37	91	2.5
Ben Lammers, Sr., Georgia Tech [19]	32	78	2.4
Elijah Thomas, Jr., Clemson [25]	35	79	2.3
Ike Obiagu, Fr., Florida State [34]	34	71	2.1
Wendell Carter Jr., Fr., Duke [39]	37	76	2.1
Doral Moore, Jr., Wake Forest [44]	31	61	2.0
Omer Yurtseven, So., NC State	33	60	1.8
Ray Spalding, Jr., Louisville	36	62	1.7
Terrell Brown, Fr., Pitt	31	46	1.5

ASSIST-TO-TURNOVER RATIO	A	TO	ATO
Braxton Beverly, Fr., NC State [6]	121	37	3.27:1
Devon Hall, Sr., Virginia [7]	107	35	3.06
Quentin Snider, Sr., Louisville [31]	144	55	2.62
Ty Jerome, So., Virginia	132	54	2.44
Trent Forrest, So., Florida State	138	59	2.34
Matt Farrell, Sr., Notre Dame	169	74	2.28
Markell Johnson, So., NC State	190	84	2.26
Justin Robinson, Jr., Virginia Tech	185	83	2.23
Grayson Allen, Sr., Duke	172	79	2.18
Rex Pflueger, Jr., Notre Dame	112	52	2.15

MINUTES PLAYED	GP	MIN	MPG
Tyus Battle, So., Syracuse [1]	37	1,443	39.0
Frank Howard, Jr., Syracuse [2]	37	1,423	38.5
Ky Bowman, So., Boston College [4]	35	1,337	38.2
Oshae Brissett, Fr., Syracuse [5]	37	1,411	38.1
TJ Gibbs, So., Notre Dame [17]	36	1,348	37.4
Jordan Chatman, Jr., Boston College [27]	34	1,250	36.8
Josh Okogie, So., Georgia Tech	24	873	36.4
Jerome Robinson, Jr., Boston College	35	1,260	36.0
Ben Lammers, Sr., Georgia Tech	32	1,151	36.0
Matt Farrell, Sr., Notre Dame	31	1,111	35.8

DUKE TRADITION

The Duke Tradition	70
Individual Honors	71-74
NCAA Tournament History	75-84
ACC Tournament History	85-88
In-Season Tournament Results	89-90
Foreign Exhibition Tours	90
Poll History	91-97
Retired Jerseys	98-104
All-Time Jersey Numbers	105
Lettermen	106-107
Duke Athletics Hall of Fame	107
Duke in the NBA	108-109
International Basketball	111-112

The Duke Basketball Tradition

Duke University's love affair with the sport of basketball dates back to the very first collegiate game played in the state of North Carolina on March 2, 1906, when Duke was still Trinity College. Although Trinity lost that initial game to Wake Forest by a 24-10 score, it wasn't long before the sport caught on and won respect throughout campus.

The father of the sport was Wilbur Wade "Cap" Card. A 1900 Trinity graduate, Card went to Harvard for postgraduate work and then returned to his alma mater and introduced the sport in the spring of 1906.

It was greeted with enthusiasm by the school paper, *The Chronicle*. In a front page story on Jan. 30, 1906, *The Chronicle* reported the anticipated arrival of a new sport.

"It is well-nigh a certainty that Trinity is to have another game added to her list of athletic sports in the near future. The game in question is basketball, one of the most fascinating and most intensely interesting indoor sports known today.

"Anyone witnessing it will never forget it. The play is extremely fast and vigorous, yet open enough for an onlooker to follow the movement of the ball and the players."

The assessment still holds true over 100 years later.

H.E. Spence, a reserve player in the first game, gave it the following critique. "It was easy to explain the small scores. First of all, the game was very much slower. The ball was tossed up at the center at the beginning of each quarter as well as the beginning of the game and the half. It was also thrown up after each point scored.

"Then, too, it was very difficult to throw goals when your guard was tattooing your ribs with his elbow, bumping you with his hip, stepping on your toe, or grabbing you by the belt."

Card's second season produced a winning record, and his fourth team went 8-1.

For the next decade-and-a-half, basketball at Trinity/Duke witnessed a constant changing of the guard, with no fewer than 10 different coaches handling the team from 1913 until 1928.

While basketball in North Carolina may have started at Trinity College in 1906, the real birth of the game came 20 years later on the day Eddie Cameron accepted a position at Duke.

Cameron not only became the winningest basketball coach in school history, and an extremely successful football replacement as well, he became Duke athletics.

Cameron and his troops entered the Southern Conference and advanced all the way to the tournament final in the school's first year in the league. That success has continued throughout the years with the likes of Gerry Gerard, Harold Bradley, Vic Bubas, Bill Foster, and finally Mike Krzyzewski guiding one of the most prestigious programs in all of college athletics.

Duke has never experienced more than three losing seasons in succession and currently owns a streak of 90 consecutive years of 10 wins or more. The Blue Devils have won 20 or more games 53 times and 30 or more contests 14 times in school history. Now through 113 seasons of play, Duke has collected the fourth-highest win total in college basketball history with 2,144 victories to its credit.

Individually, 10 Blue Devils have earned National Player of the Year honors (12 times), six have been chosen National Defensive Player of the Year (nine times), 44 have been named All-Americans and 14 have been selected ACC Player of the Year.

Duke's Jason Williams was the seventh player in history to repeat as National Player of the Year (2001-02). In 2001, Shane Battier and Williams became the first teammates to share National Player of the Year honors by the major outlets. Battier joined UNLV's Stacey Augmon and Wake Forest's Tim Duncan as the only three-time winners of the NABC National Defensive Player of the Year award (1999-01).

In 2006, Duke's J.J. Redick earned National Player of the Year recognition by the *Associated Press*, *Wooden*, *Naismith*, *Rupp*, *NABC*, *USBWA*, *Basketball Times* and *The Sporting News*. Redick became a repeat National Player of the Year – the eighth in college basketball history – after winning the Rupp Award as a junior in 2005. After becoming the ACC's all-time leading scorer and earning All-America recognition for the second consecutive year, Redick went on to win the Sullivan Award as the nation's top amateur athlete as a senior. First-team All-American Shelden Williams was named National Defensive Player of the Year for the second consecutive season in 2006.

The Blue Devils' most recent National Player of the Year, Marvin Bagley III, became just the third player to lead the ACC in scoring, rebounding and shooting percentage in a single-season. He was just the second player in ACC history to earn Player of the Year and Rookie of the Year in the same season.



NCAA ALL-TIME WINNINGEST SCHOOLS BY VICTORIES

NO.	SCHOOL	SEASONS	WON	LOST	TIED	PCT.
1.	Kentucky	115	2,263	699	1	.764
2.	Kansas	120	2,248	849	0	.726
3.	North Carolina	108	2,232	792	0	.738
4.	Duke	113	2,144	881	0	.709
5.	Temple	122	1,903	1,069	0	.640
6.	Syracuse	117	1,884	894	0	.678
7.	UCLA	99	1,870	836	0	.691
8.	Notre Dame	113	1,866	1,009	1	.649
9.	St. John's (N.Y.)	111	1,833	1,016	0	.643
10.	Indiana	118	1,817	1,034	0	.637
11.	BYU	116	1,810	1,082	0	.626
12.	Utah	110	1,802	990	0	.645
13.	Arizona	113	1,796	931	1	.659
14.	Cincinnati	117	1,788	1,008	0	.639
15.	Illinois	113	1,778	991	0	.642
16.	Purdue	120	1,777	1,026	0	.634
17.	Western Kentucky	99	1,775	912	0	.661
18.	Penn	118	1,771	1,100	2	.617
19.	Texas	112	1,769	1,069	0	.623
20.	Washington	116	1,765	1,175	0	.600

NCAA ALL-TIME WINNINGEST SCHOOLS BY PERCENTAGE (MIN. 900 WINS)

NO.	SCHOOL	SEASONS	WON	LOST	TIED	PCT.
1.	Kentucky	115	2,263	699	1	.764
2.	North Carolina	108	2,232	792	0	.738
3.	Kansas	120	2,248	849	0	.726
4.	Duke	113	2,144	881	0	.709
5.	UNLV	60	1,245	543	0	.696
6.	UCLA	99	1,870	836	0	.691
7.	Syracuse	117	1,884	894	0	.678
8.	Western Kentucky	99	1,775	912	0	.661
9.	Arizona	113	1,796	931	1	.659
10.	Villanova	98	1,749	924	0	.654
11.	Louisville	104	1,702	912	0	.651
12.	Notre Dame	113	1,866	1,009	1	.649
13.	VCU	48	939	509	0	.648
14.	Utah	110	1,802	990	0	.645
	Murray State	93	1,612	889	0	.645
16.	Norfolk State	65	1,201	663	0	.644
17.	St. John's (N.Y.)	111	1,833	1,016	0	.643
18.	Illinois	113	1,778	991	0	.642
19.	Temple	122	1,903	1,069	0	.640
	Arkansas	95	1,670	939	0	.640

Individual Honors

NATIONAL PLAYER OF THE YEAR

Dick Groat	6,13	1952
Art Heyman	1,3,6,12,13,14	1963
Johnny Dawkins	7	1986
Danny Ferry	3,7,13,14	1989
Christian Laettner	1,2,3,7,8,10,12,14,15	1992
Elton Brand	1,3,7,8,12,14,15	1999
Shane Battier	1,2,4,5,7,11,12,14,15	2001
Jason Williams	8	2001
Jason Williams	1,5,7,8,14,15	2002
J.J. Redick	9	2005
J.J. Redick	1,2,7,8,9,12,14,15	2006
Marvin Bagley III	3	2018

Player of the Year honors selected by Associated Press¹, Basketball Times², Basketball Weekly³, CBS/Chevrolet⁴, ESPN⁵, Helms⁶, Naismith⁷, NABC⁸, Rupp⁹, Scripps-Howard¹⁰, Sports Illustrated¹¹, The Sporting News¹², UPI¹³, USBWA¹⁴, Wooden¹⁵

NATIONAL DEFENSIVE PLAYER OF THE YEAR

Tommy Amaker	1987
Billy King	1988
Grant Hill	1993
Steve Wojciechowski	1998
Shane Battier	1999
Shane Battier	2000
Shane Battier	2001
Shelden Williams	2005
Shelden Williams	2006

NATIONAL COACH OF THE YEAR

Bill Foster	5	1978
Mike Krzyzewski	1,2,7	1986
Mike Krzyzewski	4	1989
Mike Krzyzewski	5	1991
Mike Krzyzewski	4,6	1992
Mike Krzyzewski	1	1997
Mike Krzyzewski	4,5	1999
Mike Krzyzewski	2	2000
Mike Krzyzewski	8	2001
Mike Krzyzewski	3	2004

Coach of the Year honors selected by Basketball Times¹, CBS/Chevrolet², Claire Bee³, Naismith⁴, NABC⁵, The Sporting News⁶, UPI⁷, Victor Awards⁸

NATIONAL FRESHMAN OF THE YEAR

Luol Deng	1	2004
Jabari Parker	1	2014
Jahlil Okafor	1	2015
Marvin Bagley III	2,3	2018

Freshman of the Year honors selected by USBWA¹, NABC², Basketball Times³

ALL-AMERICA

Bill Werber	1930
Bill Mock	1940
Ed Koffenberger	1946
Ed Koffenberger (2nd)	1947
Dick Groat (2nd)	1951
Dick Groat (1st)	1952
Art Heyman	1961
Art Heyman (2nd)	1962
Art Heyman (1st)	1963
Jeff Mullins	1963
Jeff Mullins (2nd)	1964
Jack Marin (2nd)	1966
Bob Verga (2nd)	1966
Bob Verga (1st)	1967
Mike Lewis	1968
Randy Denton	1971
Mike Gminski	1978
Jim Spanarkel	1978
Jim Spanarkel (2nd)	1979
Gene Banks	1979
Mike Gminski (1st)	1979
Mike Gminski (2nd)	1980
Gene Banks	1981
Johnny Dawkins (1st)	1985
Johnny Dawkins (1st)	1986
Mark Alarie	1986
Tommy Amaker	1987
Danny Ferry (2nd)	1988
Danny Ferry (1st)	1989
Christian Laettner	1990
Christian Laettner (2nd)	1991

Christian Laettner (1st)	1992
Grant Hill	1992
Bobby Hurley	1992
Grant Hill (2nd)	1993
Bobby Hurley (1st)	1993
Grant Hill (1st)	1994
Trajan Langdon	1998
Roshown McLeod	1998
Elton Brand (1st)	1999
Trajan Langdon (2nd)	1999
Shane Battier (2nd)	2000
Chris Carrawell (1st)	2000
Shane Battier (1st)	2001
Jason Williams (1st)	2001
Carlos Boozer	2002
Mike Dunleavy (2nd)	2002
Jason Williams (1st)	2002
Chris Duhon	2004
J.J. Redick	2004
Shelden Williams	2004
J.J. Redick (1st)	2005
Shelden Williams	2005
J.J. Redick (1st)	2006
Shelden Williams (1st)	2006
DeMarcus Nelson	2008
Gerald Henderson	2009
Jon Scheyer (2nd)	2010
Kyle Singler	2011
Nolan Smith (1st)	2011
Austin Rivers	2012
Seth Curry	2013
Mason Plumlee (2nd)	2013
Jabari Parker (1st)	2014
Jahlil Okafor (1st)	2015
Grayson Allen	2016
Luke Kennard (2nd)	2017
Marvin Bagley III (1st)	2018

Note: Consensus All-America selections are listed in parentheses.

USBWA FRESHMAN ALL-AMERICA

Jabari Parker	2014
Jahlil Okafor	2015
Brandon Ingram	2016

ACADEMIC ALL-AMERICA

Jay Buckley	1963
Jay Buckley	1964
Dick DeVenzio	1971
Gary Melchionni (2nd)	1972
Bob Fleischer (2nd)	1974
Bob Fleischer	1975
Mike Gminski (1st)	1978
Jim Spanarkel (1st)	1978
Mike Gminski (1st)	1979
Jim Spanarkel (1st)	1979
Mike Gminski	1980
Quin Snyder (2nd)	1989
Shane Battier (1st)	2000
Shane Battier (1st)	2001
Mike Dunleavy (2nd)	2002
Greg Paulus (3rd)	2008
Greg Paulus (3rd)	2009
Mason Plumlee (1st)	2012
Mason Plumlee (1st)	2013
Grayson Allen (2nd)	2016

ALL-SOUTHERN CONFERENCE

Bill Werber	1929
Harry Councilor	1930
Bill Werber	1930
Jim Thompson	1933
Herb Thompson	1934
Jim Thompson	1934
Ed Swindell	1939
Bill Mock	1940
Chuck Holley	1941
Ray Spuhler	1941
Cy Valesek	1941
Bill McCahan	1942
Ray Spuhler	1942
Bob Gannt	1943
John Seward	1943

Gordon Carver	1944
Bill Wright	1944
Dan Buckley	1945
Gordon Carver	1945
Ed Koffenberger	1946
John Seward	1946
Dick Whiting	1946
Ed Koffenberger	1947
Corren Youmans	1948
Corren Youmans	1949
Corren Youmans	1950
Dick Groat	1951
Dick Groat	1952

ALL-ACC*

Rudy D'Emilio (1st)	1954
Joe Belmont (2nd)	1954
Ronnie Mayer (2nd)	1954
Ronnie Mayer (1st)	1955
Joe Belmont (2nd)	1955
Joe Belmont (1st)	1956
Ronnie Mayer (2nd)	1956
Jim Newcome (2nd)	1957
Jim Newcome (1st)	1958
Bucky Allen (2nd)	1958
Paul Schmidt (2nd)	1958
Carroll Youngkin (1st)	1959
Howard Hurt (2nd)	1959
Howard Hurt (2nd)	1960
Art Heyman (1st)	1961
Howard Hurt (2nd)	1961
Art Heyman (1st)	1962
Jeff Mullins (1st)	1962
Art Heyman (1st)	1963
Jeff Mullins (1st)	1963
Jeff Mullins (1st)	1964
Jay Buckley (2nd)	1964
Buzzy Harrison (2nd)	1964
Hack Tison (2nd)	1964
Jack Marin (1st)	1965
Bob Verga (1st)	1965
Steve Vacendak (2nd)	1965
Jack Marin (1st)	1966
Bob Verga (1st)	1966
Steve Vacendak (2nd)	1966
Bob Verga (1st)	1967
Mike Lewis (2nd)	1967
Mike Lewis (1st)	1968
Randy Denton (2nd)	1969
Randy Denton (2nd)	1970
Randy Denton (1st)	1971
Gary Melchionni (2nd)	1972
Alan Shaw (2nd)	1972
Gary Melchionni (1st)	1973
Chris Redding (2nd)	1973
Bob Fleisher (2nd)	1975
Tate Armstrong (1st)	1976
Jim Spanarkel (2nd)	1977
Mike Gminski (1st)	1978
Jim Spanarkel (1st)	1978
Gene Banks (2nd)	1978
Mike Gminski (1st)	1979
Jim Spanarkel (1st)	1979
Gene Banks (2nd)	1979
Mike Gminski (1st)	1980
Gene Banks (2nd)	1980
Gene Banks (1st)	1981
Vince Taylor (1st)	1982
Johnny Dawkins (2nd)	1983
Mark Alarie (1st)	1984
Johnny Dawkins (2nd)	1984
Johnny Dawkins (1st)	1985
Mark Alarie (2nd)	1985
Mark Alarie (1st)	1986
Johnny Dawkins (1st)	1986
Tommy Amaker (2nd)	1987
Danny Ferry (2nd)	1987
Danny Ferry (1st)	1988
Danny Ferry (1st)	1989
Phil Henderson (2nd)	1990
Christian Laettner (2nd)	1990
Alaa Abdelnaby (3rd)	1990

Christian Laettner (1st)	1991
Thomas Hill (3rd)	1991
Bobby Hurley (3rd)	1991
Christian Laettner (1st)	1992
Grant Hill (2nd)	1992
Bobby Hurley (2nd)	1992
Thomas Hill (3rd)	1992
Grant Hill (1st)	1993
Bobby Hurley (1st)	1993
Thomas Hill (3rd)	1993
Grant Hill (1st)	1994
Cherokee Parks (2nd)	1994
Antonio Lang (3rd)	1994
Cherokee Parks (2nd)	1995
Chris Collins (2nd)	1996
Jeff Capel (3rd)	1996
Ricky Price (3rd)	1996
Trajan Langdon (1st)	1997
Steve Wojciechowski (2nd)	1997
Trajan Langdon (1st)	1998
Roshown McLeod (1st)	1998
Steve Wojciechowski (3rd)	1998
Elton Brand (1st)	1999
Trajan Langdon (1st)	1999
William Avery (2nd)	1999
Shane Battier (3rd)	1999
Chris Carrawell (3rd)	1999
Shane Battier (1st)	2000
Chris Carrawell (1st)	2000
Jason Williams (3rd)	2000
Shane Battier (1st)	2001
Jason Williams (1st)	2001
Nate James (3rd)	2001
Jason Williams (1st)	2002
Carlos Boozer (1st)	2002
Mike Dunleavy (1st)	2002
Dahntay Jones (1st)	2003
Chris Duhon (3rd)	2003
J.J. Redick (3rd)	2003
Chris Duhon (1st)	2004
J.J. Redick (2nd)	2004
Shelden Williams (2nd)	2004
Luol Deng (3rd)	2004
J.J. Redick (1st)	2005
Shelden Williams (1st)	2005
Daniel Ewing (3rd)	2005
J.J. Redick (1st)	2006
Shelden Williams (1st)	2006
Josh McRoberts (2nd)	2007
DeMarcus Nelson (1st)	2008
Greg Paulus (3rd)	2008
Kyle Singler (3rd)	2008
Gerald Henderson (1st)	2009
Kyle Singler (2nd)	2009
Jon Scheyer (1st)	2010
Kyle Singler (1st)	2010
Nolan Smith (2nd)	2010
Kyle Singler (1st)	2011
Nolan Smith (1st)	2011
Austin Rivers (1st)	2012
Seth Curry (3rd)	2012
Mason Plumlee (3rd)	2012
Mason Plumlee (1st coaches/1st media)	2013
Seth Curry (1st coaches/2nd media)	2013
Quinn Cook (3rd media)	2013
Rodney Hood (2nd coaches/2nd media)	2014
Jabari Parker (1st coaches/1st media)	2014
Quinn Cook (2nd coaches/2nd media)	2015
Tyus Jones (3rd coaches/3rd media)	2015
Jahlil Okafor (1st coaches/1st media)	2015
Grayson Allen (1st coaches/1st media)	2016
Brandon Ingram (2nd coaches/2nd media)	2016
Luke Kennard (1st)	2017
Jayson Tatum (3rd)	2017
Marvin Bagley III (1st)	2018
Wendell Carter Jr. (2nd)	2018
Grayson Allen (3rd)	2018

** All-ACC teams were selected by media only from 1954-2012. From 2013-16, All-ACC teams were named by both the coaches and media. Beginning in 2017, All-ACC teams were unified under a voting panel that includes both coaches and media.*

2018-19 DUKE MEN'S BASKETBALL

MEDIA GUIDE

TWO-TIME FIRST TEAM ALL-CONFERENCE

Bill Werber	1929-30 (Southern)
Jim Thompson	1933-34 (Southern)
Ray Spuhler	1941-42 (Southern)
John Seward	1943, 1946 (Southern)
Gordon Carver	1944-45 (Southern)
Ed Koffenberger	1946-47 (Southern)
Dick Groat	1951-52 (Southern)
Jack Marin	1965-66 (ACC)
Jim Spanarkel	1978-79 (ACC)
Mark Alarie	1984-86 (ACC)
Johnny Dawkins	1985-86 (ACC)
Danny Ferry	1988-89 (ACC)
Christian Laettner	1991-92 (ACC)
Grant Hill	1993-94 (ACC)
Shane Battier	2000-01 (ACC)
Jason Williams	2001-02 (ACC)
J.J. Redick	2005-06 (ACC)
Shelden Williams	2005-06 (ACC)
Kyle Singler	2010-11 (ACC)

THREE-TIME FIRST TEAM ALL-CONFERENCE

Corren Youmans	1948-50 (Southern)
Art Heyman	1961-63 (ACC)
Jeff Mullins	1962-64 (ACC)
Bob Verga	1965-67 (ACC)
Mike Gminski	1978-80 (ACC)
Trajan Langdon	1997-99 (ACC)

ACC PLAYER OF THE YEAR

Art Heyman	1963
Jeff Mullins	1964
Steve Vacendak	1966
Mike Gminski	1979
Danny Ferry	1988
Danny Ferry	1989
Christian Laettner	1992
Grant Hill	1994
Elton Brand	1999
Chris Carrawell	2000
Shane Battier	2001
J.J. Redick	2005
J.J. Redick	2006
Nolan Smith	2011
Jahlil Okafor	2015
Marvin Bagley III	2018

ACC DEFENSIVE PLAYER OF THE YEAR

Shelden Williams	2005
Shelden Williams	2006
DeMarcus Nelson	2008

ACC MOST IMPROVED PLAYER

Grayson Allen (co)	2016
--------------------	------

ACC COACH OF THE YEAR

Harold Bradley	1959
Vic Bubas	1963
Vic Bubas	1964
Vic Bubas	1966
Bill Foster	1978
Mike Krzyzewski	1984
Mike Krzyzewski	1986
Mike Krzyzewski	1997
Mike Krzyzewski	1999
Mike Krzyzewski	2000

ACC ROOKIE OF THE YEAR

Jim Spanarkel	1976
Mike Gminski	1977
Gene Banks	1978
Chris Duhon	2001
Kyle Singler	2008
Austin Rivers	2012
Jabari Parker	2014
Jahlil Okafor	2015
Brandon Ingram	2016
Marvin Bagley III	2018

ACC TOURNAMENT MVP

Doug Kistler	1960
Art Heyman	1963
Jeff Mullins	1964

Steve Vacendak	1966
Jim Spanarkel	1978
Johnny Dawkins	1986
Danny Ferry	1988
Christian Laettner	1992
Elton Brand	1999
Jason Williams	2000
Shane Battier	2001
Carlos Boozer	2002
Daniel Ewing	2003
J.J. Redick	2005
J.J. Redick	2006
Jon Scheyer	2009
Kyle Singler	2010
Nolan Smith	2011
Luke Kennard	2017

ACC ALL-TOURNAMENT

Rudy D'Emilio (2nd)	1954
Bernie Janicki (2nd)	1954
Ronnie Mayer (1st)	1955
Joe Belmont (2nd)	1955
Ronnie Mayer (2nd)	1956
Bucky Allen (2nd)	1958
Bobby Joe Harris (2nd)	1958
Bob Vernon (2nd)	1958
Howard Hurt (2nd)	1959
Carroll Youngkin (2nd)	1959
Howard Hurt (1st)	1960
Doug Kistler (1st)	1960
John Frye (2nd)	1960
Carroll Youngkin (2nd)	1960
John Frye (1st)	1961
Art Heyman (1st)	1961
Carroll Youngkin (2nd)	1961
Art Heyman (1st)	1962
Jeff Mullins (1st)	1962
Art Heyman (1st)	1963
Jeff Mullins (1st)	1963
Jay Buckley (2nd)	1963
Buzzy Harrison (2nd)	1963
Jay Buckley (1st)	1964
Jeff Mullins (1st)	1964
Danny Ferguson (2nd)	1964
Hack Tison (2nd)	1964
Steve Vacendak (1st)	1965
Bob Verga (1st)	1965
Jack Marin (2nd)	1965
Mike Lewis (1st)	1966
Steve Vacendak (1st)	1966
Bob Verga (1st)	1966
Jack Marin (2nd)	1966
Bob Riedy (2nd)	1966
Bob Verga (1st)	1967
Mike Lewis (2nd)	1967
Mike Lewis (2nd)	1968
Dick DeVenzio (1st)	1969
Steve Vandenberg (1st)	1969
Dave Golden (2nd)	1969
Gary Melchionni (2nd)	1972
Tate Armstrong (1st)	1976
Mike Gminski (2nd)	1977
Jim Spanarkel (2nd)	1977
Gene Banks (1st)	1978
Mike Gminski (1st)	1978
Jim Spanarkel (1st)	1978
Kenny Dennard (2nd)	1978
Mike Gminski (1st)	1979
Jim Spanarkel (1st)	1979
Gene Banks (1st)	1980
Mike Gminski (1st)	1980
Vince Taylor (2nd)	1980
Mark Alarie (1st)	1984
Johnny Dawkins (1st)	1984
Johnny Dawkins (1st)	1985
Jay Bilas (2nd)	1985
Mark Alarie (1st)	1986
Johnny Dawkins (1st)	1986
David Henderson (1st)	1986
Robert Brickey (1st)	1988
Danny Ferry (1st)	1988
Quin Snyder (2nd)	1988
Danny Ferry (1st)	1989
Phil Henderson (1st)	1989
Christian Laettner (2nd)	1989

Phil Henderson (1st)	1990
Christian Laettner (2nd)	1990
Christian Laettner (1st)	1991
Grant Hill (2nd)	1991
Greg Koubek (2nd)	1991
Brian Davis (1st)	1992
Bobby Hurley (1st)	1992
Christian Laettner (1st)	1992
Grant Hill (2nd)	1992
Grant Hill (2nd)	1994
Cherokee Parks (2nd)	1994
Trajan Langdon (1st)	1998
Roshown McLeod (1st)	1998
Chris Carrawell (2nd)	1998
William Avery (1st)	1999
Elton Brand (1st)	1999
Shane Battier (2nd)	1999
Corey Maggette (2nd)	1999
Shane Battier (1st)	2000
Chris Carrawell (1st)	2000
Jason Williams (1st)	2000
Carlos Boozer (2nd)	2000
Mike Dunleavy (2nd)	2000
Nate James (2nd)	2000
Shane Battier (1st)	2001
Mike Dunleavy (1st)	2001
Jason Williams (1st)	2001
Nate James (2nd)	2001
Carlos Boozer (1st)	2002
Mike Dunleavy (1st)	2002
Jason Williams (1st)	2002
Chris Duhon (2nd)	2002
Daniel Ewing (1st)	2003
Dahntay Jones (2nd)	2003
J.J. Redick (2nd)	2003
Chris Duhon (1st)	2004
Daniel Ewing (1st)	2004
Shelden Williams (1st)	2004
Luol Deng (2nd)	2004
Daniel Ewing (1st)	2005
J.J. Redick (1st)	2005
Shelden Williams (1st)	2005
J.J. Redick (1st)	2006
Shelden Williams (1st)	2006
Josh McRoberts (2nd)	2006
Greg Paulus (2nd)	2006
Gerald Henderson (1st)	2009
Jon Scheyer (1st)	2009
Kyle Singler (1st)	2009
Jon Scheyer (1st)	2010
Nolan Smith (1st)	2010
Kyle Singler (1st)	2010
Kyle Singler (1st)	2011
Nolan Smith (1st)	2011
Seth Curry (2nd)	2011
Miles Plumlee (2nd)	2011
Austin Rivers (2nd)	2012
Rodney Hood (2nd)	2014
Amile Jefferson (2nd)	2014
Jabari Parker (1st)	2014
Jahlil Okafor (2nd)	2015
Grayson Allen (2nd)	2016
Grayson Allen (2nd)	2017
Frank Jackson (2nd)	2017
Amile Jefferson (2nd)	2017
Luke Kennard (1st)	2017
Jayson Tatum (1st)	2017
Marvin Bagley III (1st)	2018

ALL-ACC ACADEMIC BASKETBALL TEAM

Since 1962-63, the ACC has named an All-ACC Academic team. To be eligible, a student-athlete must have played in a minimum of one varsity contest during the season and have a 3.0 GPA.

Jay Buckley	1963
Buzzy Harrison	1963
Jay Buckley	1964
Buzzy Harrison	1964
Denny Fuerguson	1965
Jack Marin	1966
Dick DeVenzio	1969
Rick Katherman	1969
Dick DeVenzio	1970
Rick Katherman	1970

Dick DeVenzio	1971
Gary Melchionni	1972
Bob Fleischer	1974
Bob Fleischer	1975
Terry Chilli	1976
Steve Gray	1977
Mike Gminski	1978
Jim Spanarkel	1978
Mike Gminski	1979
Jim Spanarkel	1979
Bob Bender	1980
Mike Gminski	1980
Chip Engelland	1983
Mark Alarie	1986
Quin Snyder	1987
Quin Snyder	1988
Danny Ferry	1989
Quin Snyder	1989
Bill McCaffrey	1991
Thomas Hill	1993
Antonio Lang	1993
Chris Collins	1995
Erik Meek	1995
Steve Wojciechowski	1995
Matt Christensen	1996
Taymon Domzalski	1996
Todd Singleton	1996
Jeff Capel	1997
Trajan Langdon	1997
Carmen Wallace	1997
Steve Wojciechowski	1997
Shane Battier	1998
Mike Chappell	1998
Taymon Domzalski	1998
Trajan Langdon	1998
Taymon Domzalski	1999
Trajan Langdon	1999
Shane Battier	2000
Mike Dunleavy	2000
Shane Battier	2001
Matt Christensen	2001
Mike Dunleavy	2001
Mike Dunleavy	2002
Dahntay Jones	2002
Jason Williams	2002
Nick Horvath	2003
Chris Duhon	2004
Nick Horvath	2004
Lee Melchionni	2005
J.J. Redick	2005
Greg Paulus	2006
Martynas Pocius	2006
Martynas Pocius	2007
Greg Paulus	2008
Brian Zoubek	2008
Greg Paulus	2009
Brian Zoubek	2009
Ryan Kelly	2010
Brian Zoubek	2010
Ryan Kelly	2011
Mason Plumlee	2011
Kyle Singler	2011
Michael Gbinije	2012
Mason Plumlee	2012
Amile Jefferson	2013
Ryan Kelly	2013
Mason Plumlee	2013
Rasheed Sulaimon	2013
Rodney Hood	2014
Amile Jefferson	2014
Jabari Parker	2014
Grayson Allen	2015
Amile Jefferson	2015
Tyus Jones	2015
Marshall Plumlee	2015
Justise Winslow	2015
Grayson Allen	2016
Chase Jeter	2016
Amile Jefferson	2016
Grayson Allen	2017
Chase Jeter	2017
Grayson Allen	2018
Marvin Bagley III	2018

MEDIA GUIDE

2018-19 DUKE MEN'S BASKETBALL

ACC ALL-DEFENSIVE TEAM

Steve Wojciechowski (c)	1997
Shane Battier (c)	1998
Steve Wojciechowski (c)	1998
Chris Carrawell (c)	1999
Shane Battier (m, c)	1999
Chris Carrawell (m, c)	2000
Shane Battier (m, c)	2000
Nate James (c)	2001
Shane Battier (m, c)	2001
Mike Dunleavy (m)	2002
Chris Duhon (m, c)	2002
Dahntay Jones (c)	2002
Dahntay Jones (m, c)	2003
Chris Duhon (m, c)	2004
Shelden Williams (m, c)	2004
Shelden Williams (m, c)	2005
Shelden Williams (m, c)	2006
Josh McRoberts (m)	2007
DeMarcus Nelson (c)	2007
DeMarcus Nelson (m, c)	2008
Gerald Henderson (m, c)	2009
Lance Thomas (m, c)	2010
Nolan Smith (m, c)	2011
Mason Plumlee (c)	2013
Matt Jones	2017

m - media; c - coaches

ALL-ACC FRESHMAN TEAM

Chris Collins	1993
Taymon Domzalski	1996
Chris Carrawell	1997
Shane Battier	1998
Corey Maggette	1999
Jason Williams	2000
Carlos Boozer	2000
Chris Duhon	2001
J.J. Redick	2003
Luol Deng	2004
DeMarcus Nelson	2005
Greg Paulus	2006
Josh McRoberts	2006
Jon Scheyer	2007
Kyle Singler	2008
Austin Rivers	2012
Rasheed Sulaimon (m,c)	2013
Jabari Parker (m,c)	2014
Tyus Jones (m,c)	2015
Jahlil Okafor (m,c)	2015
Justise Winslow (m,c)	2015
Brandon Ingram (m,c)	2016
Jayson Tatum	2017
Marvin Bagley III	2018
Wendell Carter Jr.	2018

ALL-NCAA FINAL FOUR TEAM

* Art Heyman	1963
Jeff Mullins	1964
Jack Marin	1966
Mike Gminski	1978
Jim Spanarkel	1978
Mark Alarie	1986
Tommy Amaker	1986
Johnny Dawkins	1986
Danny Ferry	1989
Phil Henderson	1990
Bobby Hurley	1991
* Christian Laettner	1991
Billy McCaffrey	1991
Grant Hill	1992
* Bobby Hurley	1992
Christian Laettner	1992
Grant Hill	1994
Antonio Lang	1994
Elton Brand	1999
Trajan Langdon	1999
* Shane Battier	2001
Mike Dunleavy	2001
Jason Williams	2001
* Kyle Singler	2010
Nolan Smith	2010
Jon Scheyer	2010
Grayson Allen	2015
* Tyus Jones	2015
Justise Winslow	2015

* - Named Most Outstanding Player

ALL-EAST REGIONAL

Art Heyman	1963
Jeff Mullins	1963
* Jeff Mullins	1964
Steve Vacendak	1964
Jack Marin	1966
Steve Vacendak	1966
* Bob Verga	1966
Gene Banks	1978
Mike Gminski	1978
* Jim Spanarkel	1978
Mark Alarie	1986
* Johnny Dawkins	1986
* Danny Ferry	1988
Billy King	1988
Kevin Strickland	1988
* Danny Ferry	1989
Phil Henderson	1989
Christian Laettner	1989
Alaa Abdelnaby	1990
Phil Henderson	1990
* Christian Laettner	1990
Bobby Hurley	1992
* Christian Laettner	1992
William Avery	1999
Elton Brand	1999
* Trajan Langdon	1999
Shane Battier	2000
Shane Battier	2001
* Jason Williams	2001

* - Named Most Outstanding Player

ALL-SOUTH REGIONAL

Mike Gminski	1980
Jeff Capel	1994
* Grant Hill	1994
Cherokee Parks	1994
Trajan Langdon	1998
Roshown McLeod	1998
* Luol Deng	2004
Shelden Williams	2004
* Nolan Smith	2010
Jon Scheyer	2010
Matt Jones	2015
Tyus Jones	2015
Justise Winslow	2015

* - Named Most Outstanding Player

ALL-MIDWEST REGIONAL

Tommy Amaker	1987
Thomas Hill	1991
* Bobby Hurley	1991
Christian Laettner	1991
Seth Curry	2013
Mason Plumlee	2013
Marvin Bagley III	2018
Trevon Duval	2018
Gary Trent Jr.	2018

* - Named Most Outstanding Player

ALL-WEST REGIONAL

Brandon Ingram	2016
----------------	------

ALL-NIT

Randy Denton	1971
--------------	------

BATTLE 4 ATLANTIS ALL-TOURNAMENT

* Quinn Cook	2012
Mason Plumlee	2012

* - Named Most Valuable Player

CBE CLASSIC ALL-TOURNAMENT

DeMarcus Nelson	2006
* Kyrie Irving	2010
Mason Plumlee	2010

* - Named Most Valuable Player

COACHES VS. CANCER ALL-TOURNAMENT

Chris Carrawell	1999
* Kyle Singler	2008
Gerald Henderson	2008
* Quinn Cook	2015
Jahlil Okafor	2015
Justise Winslow	2015

* - Named Most Valuable Player

GREAT ALASKAN SHOOTOUT

ALL-TOURNAMENT

Chris Collins	1995
Jeff Capel	1995
Ricky Price	1995
* William Avery	1998
Trajan Langdon	1998
Elton Brand	1998
Chris Duhon	2003
Luol Deng	2003

* - Named Most Valuable Player

HALL OF FAME TIP-OFF ALL-TOURNAMENT

Amile Jefferson	2016
* Luke Kennard	2016

* - Named Most Valuable Player

NIT SEASON TIPOFF ALL-TOURNAMENT

Mark Alarie	1985
Johnny Dawkins	1985
David Henderson	1985
Trajan Langdon	1996
* Carlos Boozer	2000
Jason Williams	2000
J.J. Redick	2005
* Shelden Williams	2005
Jon Scheyer	2009
* Nolan Smith	2009
Rodney Hood	2013
Jabari Parker	2013

* - Named Most Valuable Player

MAUI INVITATIONAL ALL-TOURNAMENT

* Bobby Hurley	1992
* Steve Wojciechowski	1997
* Mike Dunleavy	2001
Jason Williams	2001
DeMarcus Nelson	2007
* Kyle Singler	2007
Austin Rivers	2011
* Ryan Kelly	2011

* - Named Most Valuable Player

All-Tournament Teams Began in 2000

PK80 INVITATIONAL

* Marvin Bagley III	2018
---------------------	------

* - Named Most Valuable Player

SWETT-BAYLIN AWARD

Given to the most valuable player as selected by the team. Set up by Dr. George Baylin in memory of Dr. and Mrs. Francis Swett. Dr. Swett was a Duke faculty member and ardent basketball fan.

Dick Groat	1952
Rudy D'Emilio	1953
Bernie Janicki	1954
Ronnie Mayer	1955
Joe Belmont	1956
Bobby Joe Harris	1957
Paul Schmidt	1958
Howard Hurt	1959
Doug Kistler	1960
Art Heyman	1961
Art Heyman	1962
Art Heyman	1963
Jeff Mullins	1964
Denny Ferguson	1965
Jack Marin	1966
Steve Vacendak	1966
Bob Verga	1967
Mike Lewis	1968
Fred Lind	1969
Randy Denton	1970
Randy Denton	1971
Alan Shaw	1972
Gary Melchionni	1973
Bob Fleischer	1974
Bob Fleischer	1975
Tate Armstrong	1976
Tate Armstrong	1977
Jim Spanarkel	1977
Gene Banks	1978
Mike Gminski	1978
Jim Spanarkel	1978

Mike Gminski	1979
Jim Spanarkel	1979
Gene Banks	1980
Mike Gminski	1980
Gene Banks	1981
Kenny Dennard	1981
Vince Taylor	1982
Johnny Dawkins	1983
Mark Alarie	1984
Johnny Dawkins	1984
Johnny Dawkins	1985
Johnny Dawkins	1986
Tommy Amaker	1987
Danny Ferry	1987
Danny Ferry	1988
Danny Ferry	1989
Phil Henderson	1990
Christian Laettner	1990
Bobby Hurley	1991
Christian Laettner	1991
Bobby Hurley	1992
Christian Laettner	1992
Bobby Hurley	1993
Grant Hill	1994
Erik Meek	1995
Cherokee Parks	1995
Chris Collins	1996
Steve Wojciechowski	1997
Roshown McLeod	1998
Elton Brand	1999
Trajan Langdon	1999
Shane Battier	2000
Chris Carrawell	2000
Shane Battier	2001
Jason Williams	2001
Jason Williams	2002
Mike Dunleavy	2002
Dahntay Jones	2003
Chris Duhon	2004
Daniel Ewing	2005
J.J. Redick	2005
Shelden Williams	2005
J.J. Redick	2006
Shelden Williams	2006
Josh McRoberts	2007
DeMarcus Nelson	2007
DeMarcus Nelson	2008
Gerald Henderson	2009
Jon Scheyer	2009
Kyle Singler	2009
Jon Scheyer	2010
Kyle Singler	2010
Nolan Smith	2010
Lance Thomas	2010
Brian Zoubek	2010
Kyle Singler	2011
Nolan Smith	2011
Seth Curry	2013
Ryan Kelly	2013
Mason Plumlee	2013
Jabari Parker	2014
Quinn Cook	2015
Jahlil Okafor	2015
Grayson Allen	2016
Brandon Ingram	2016
Luke Kennard	2017
Jayson Tatum	2017
Marvin Bagley III	2018

GLENN E. "TED" MANN JR. AWARD

Presented by Kappa Sigma fraternity to the player voted by his teammates as contributing the most to team morale. The award is dedicated to the memory of Ted Mann Jr., a member of the Duke basketball team who died in a swimming accident on September 12, 1964, just prior to his senior year at Duke.

Ron Herbster	1965
Jim Liccardo	1966
Stuart McKaig	1967
Tim Kolodziej	1968
Steve Vandenberg	1969
Don Blackman	1970
Alan Shaw	1971
Pat Dougherty	1972
Pete Kramer	1973

2018-19 DUKE MEN'S BASKETBALL

MEDIA GUIDE

Terry Chili	1974
Terry Chili	1975
Dave O'Connell	1976
Scott Goetsch	1977
Bruce Bell	1978
Scott Goetsch	1979
Jim Corrigan	1980
Jim Suddath	1981
Todd Anderson	1982
Mike Tissaw	1983
Richard Ford	1984
Todd Anderson	1985
Billy King	1986
Robert Brickey	1987
John Smith	1988
John Smith	1989
Brian Davis	1990
Brian Davis	1991
Antonio Lang	1992
Marty Clark	1993
Marty Clark	1994
Steve Wojciechowski	1995
Steve Wojciechowski	1996
Justin Caldbeck	1997
Jay Heaps	1997
Todd Singleton	1997
Todd Singleton	1998
Nate James	1999
Mike Dunleavy	2000
Dahntay Jones	2001
J.D. Simpson	2001
Daniel Ewing	2002
Andre Buckner	2003
Sean Dockery	2004
Lee Melchionni	2005
Patrick Johnson	2006
David McClure	2007
Jon Scheyer	2008
Elliot Williams	2009
Miles Plumlee	2010
Tyler Thornton	2011
Josh Hairston	2012
Tyler Thornton	2013
Tyler Thornton	2014
Marshall Plumlee	2015
Harry Giles	2017
Antonio Vrankovic	2017
Justin Robinson	2018

THE PAGLIUCA FAMILY COACHES' AWARD

Presented to the player exemplifying the commitment and values of Duke Basketball while displaying overall improvement as selected by the coaching staff.

Ricky Price	1998
Chris Carrawell	1999
Nate James	2000
Nate James	2001
Matt Christensen	2002
Daniel Ewing	2003
Nick Horvath	2004
Patrick Davidson	2005
Patrick Johnson	2005
Ross Perkins	2006
Joe Pagliuca	2007
Gerald Henderson	2008
Lance Thomas	2009
Nolan Smith	2010
Ryan Kelly	2011
Tyler Thornton	2012
Seth Curry	2013
Rodney Hood	2014
Matt Jones	2015
Marshall Plumlee	2016
Frank Jackson	2017
Marques Bolden	2018
Javin DeLaurier	2018

DR. DERYL HART AWARD

Presented to the team's top scholar-athlete.

Terry Chili	1976
Rick Mainwaring	1977
Steve Gray	1978
Mike Gminski	1979
Mike Gminski	1980
Jim Suddath	1981
Chip Engelland	1982
Chip Engelland	1983
Jay Bryan	1984
Jay Bryan	1985
Mark Alarie	1986
Quin Snyder	1987
Quin Snyder	1988
Quin Snyder	1989
Crawford Palmer	1990
Crawford Palmer	1991
Bobby Hurley	1992
Thomas Hill	1993
Antonio Lang	1994
Erik Meek	1995
Trajan Langdon	1996
Taymon Domzalski	1997
Trajan Langdon	1998
Shane Battier	1999
Shane Battier	2000
Shane Battier	2001
Matt Christensen	2002
Nick Horvath	2003
Nick Horvath	2004
Joe Pagliuca	2005
Joe Pagliuca	2006
Joe Pagliuca	2007
Greg Paulus	2008
Greg Paulus	2009
Brian Zoubek	2010
Mason Plumlee	2011
Mason Plumlee	2012
Mason Plumlee	2013
Amile Jefferson	2014
Amile Jefferson	2015
Grayson Allen	2016
Grayson Allen	2017
Amile Jefferson	2017
Grayson Allen	2018

TRUE BLUE AWARD

Presented to the player who takes the most charges in a season.

David Henderson	1984
Dan Meagher	1985
Billy King	1986
Billy King	1987
Billy King	1988
Danny Ferry	1989
Bobby Hurley	1990
Brian Davis	1991
Brian Davis	1992
Bobby Hurley	1993
Cherokee Parks	1994
Erik Meek	1995
Greg Newton	1996
Carmen Wallace	1997
Steve Wojciechowski	1997
Shane Battier	1998
Shane Battier	1999
Shane Battier	2000
Shane Battier	2001
Mike Dunleavy	2002
Dahntay Jones	2003
Shavlik Randolph	2004
Shavlik Randolph	2005
J.J. Redick	2006
Greg Paulus	2007
Kyle Singler	2008
Gerald Henderson	2009
Brian Zoubek	2010
Lance Thomas	2010
Ryan Kelly	2011
Ryan Kelly	2012
Josh Hairston	2013
Tyler Thornton	2014
Tyus Jones	2015

BEST DEFENSIVE PLAYER AWARD

Steve Wojciechowski	1997
Shane Battier	1998
Steve Wojciechowski	1998
Shane Battier	1999
Chris Carrawell	1999
Shane Battier	2000
Chris Carrawell	2000
Shane Battier	2001
Chris Duhon	2001
Dahntay Jones	2002
Casey Sanders	2003
Chris Duhon	2004
Shelden Williams	2005
Shelden Williams	2006
DeMarcus Nelson	2007
DeMarcus Nelson	2008
Gerald Henderson	2009
Kyle Singler	2010
Lance Thomas	2010
Kyle Singler	2011
Tyler Thornton	2012
Ryan Kelly	2013
Rodney Hood	2014
Justise Winslow	2015
Matt Jones	2017
Wendell Carter Jr.	2018

BILL KRZYZEWSKI CAPTAINS' AWARD

Presented to the team captains.

Jeff Capel	1997
Greg Newton	1997
Carmen Wallace	1997
Trajan Langdon	1998
Roshown McLeod	1998
Steve Wojciechowski	1998
Trajan Langdon	1999
Shane Battier	2000
Chris Carrawell	2000
Nate James	2000
Shane Battier	2001
Nate James	2001
J.D. Simpson	2001
Carlos Boozer	2002
Mike Dunleavy	2002
Jason Williams	2002
Chris Duhon	2003
Nick Horvath	2003
Dahntay Jones	2003
Chris Duhon	2004
Daniel Ewing	2004
Nick Horvath	2004
Daniel Ewing	2005
Reggie Love	2005
J.J. Redick	2005
Sean Dockery	2006
Lee Melchionni	2006
J.J. Redick	2006
Shelden Williams	2006
Josh McRoberts	2007
DeMarcus Nelson	2007
Greg Paulus	2007
DeMarcus Nelson	2008
Gerald Henderson	2009
Greg Paulus	2009
Jon Scheyer	2009
Jon Scheyer	2010
Lance Thomas	2010
Nolan Smith	2011
Kyle Singler	2011
Miles Plumlee	2012
Seth Curry	2013
Ryan Kelly	2013
Mason Plumlee	2013
Josh Hairston	2014
Rodney Hood	2014
Tyler Thornton	2014
Quinn Cook	2015
Amile Jefferson	2015
Matt Jones	2016
Amile Jefferson	2016
Marshall Plumlee	2016
Amile Jefferson	2017
Matt Jones	2017
Grayson Allen	2018

GOPAL VARADHAN

SENIOR MANAGER AWARD

Presented to the team's top upperclassman manager.

Kirsten Green	1997
Lee Rashman	1997
Luci Pitzer	1998
Glenn Toomayan	1999
Josh Berger	2000
Kenny King	2000
Kevin Marchetti	2000
Anne Wilson	2000
Wynter Galindez	2001
Lisa Kalich	2001
Shaun Rogers	2002
Nick Arison	2003
Max Perkins	2004
Brian DeStefano	2005
Mike Egan	2005
Josh Makaron	2005
Mike Morrell	2005
Charlie Rohlf	2005
Thayer Swallen	2005
Amanda Green	2006
Kevin Cullen	2007
Chris Lauten	2007
Scott Naturman	2007
Chris Lauten	2008
Joey McMahon	2009
Griffin Tormey	2009
Eric Skeffington	2010
Sarah Helfer	2011
Pat Thompson	2011
John McGinty	2012
Kyle Mumma	2012
Kate Wheelock	2012
John McGinty	2013
Kyle Mumma	2013
Kate Wheelock	2013
Scott Lamson	2014
Jamie Stark	2014
Ian McKiernan	2015
Derek Rhodes	2015
Mike Stosky	2015
Graham Vehovec	2015
Ryan Kelly	2016
Alessandro Sant'Albano	2016
Alex Blutman	2017
Drew Goldstein	2017
Jon Payne	2017
Michael Karamardian	2018
Zach Marcus	2018
Zack Spiera	2018
Shane Turner	2018

NCAA Tournament Results

1955 | EAST REGIONAL

First Round	3/8	New York, N.Y.	Villanova	L	73-74	22 - Tobin
-------------	-----	----------------	-----------	---	-------	------------

1960 | EAST REGIONAL

First Round	3/8	New York, N.Y.	Princeton	W	84-60	26 - Kistler
Reg. Semifinal	3/11	Charlotte, N.C.	St. Joseph's	W	58-56	22 - Youngkin
Reg. Final	3/12	Charlotte, N.C.	New York U.	L	59-74	20 - Kistler

1963 | EAST REGIONAL

Reg. Semifinal	3/15	College Park, Md.	New York U.	W	81-76	25 - Mullins
Reg. Final	3/16	College Park, Md.	St. Joseph's	W	73-59	24 - Mullins
Nat. Semifinal	3/22	Louisville, Ky.	Loyola, Ill.	L	75-94	29 - Heyman
Nat. Consol.	3/23	Louisville, Ky.	Oregon State	W	85-63	22 - Heyman

1964 | EAST REGIONAL

Reg. Semifinal	3/13	Raleigh, N.C.	Villanova	W	87-73	43 - Mullins
Reg. Final	3/14	Raleigh, N.C.	Connecticut	W	101-54	30 - Mullins
Nat. Semifinal	3/20	Kansas City, Mo.	Michigan	W	91-80	25 - Buckley
Nat. Final	3/21	Kansas City, Mo.	UCLA	L	83-98	22 - Mullins

1966 | EAST REGIONAL

Reg. Semifinal	3/11	Raleigh, N.C.	St. Joseph's	W	76-74	22 - Verga
Reg. Final	3/12	Raleigh, N.C.	Syracuse	W	91-81	22 - Marin
Nat. Semifinal	3/18	College Park, Md.	Kentucky	L	79-83	29 - Gminski
Nat. Consol.	3/19	College Park, Md.	Utah	W	79-77	23 - Marin

1978 | EAST REGIONAL

First Round	3/12	Charlotte, N.C.	Rhode Island	W	63-62	25 - Gminski
Reg. Semifinal	3/17	Providence, R.I.	Pennsylvania	W	84-80	21 - two players
Reg. Final	3/19	Providence, R.I.	Villanova	W	90-72	23 - Spanarkel
Nat. Semifinal	3/25	St. Louis, Mo.	Notre Dame	W	90-86	29 - Gminski
Nat. Final	3/27	St. Louis, Mo.	Kentucky	L	88-94	22 - Banks

1979 | EAST REGIONAL SEED: #2

Second Round	3/11	Raleigh, N.C.	St. John's ^{10E}	L	78-80	24 - Banks
--------------	------	---------------	---------------------------	---	-------	------------

1980 | MIDEAST REGIONAL SEED: #4

Second Round	3/8	W. Lafayette, Ind.	Pennsylvania ^{2ME}	W	52-42	19 - Gminski
Reg. Semifinal	3/13	Lexington, Ky.	Kentucky ^{ME}	W	55-54	17 - Gminski
Reg. Final	3/15	Lexington, Ky.	Purdue ^{6ME}	L	60-68	17 - Gminski

1984 | WEST REGIONAL SEED: #3

Second Round	3/18	Pullman, Wash.	Washington ^{6W}	L	78-80	22 - Dawkins
--------------	------	----------------	--------------------------	---	-------	--------------

1985 | MIDWEST REGIONAL SEED: #3

First Round	3/15	Houston, Texas	Pepperdine ^{4MW}	W	75-62	22 - Henderson
Second Round	3/17	Houston, Texas	Boston College ^{1MW}	L	73-74	18 - Dawkins

1986 | EAST REGIONAL SEED: #1

First Round	3/13	Greensboro, N.C.	Miss. Valley St. ^{16E}	W	85-78	27 - Dawkins
Second Round	3/15	Greensboro, N.C.	Old Dominion ^{8E}	W	89-61	25 - Dawkins
Reg. Semifinal	3/21	E. Rutherford, N.J.	DePaul ^{12E}	W	74-67	25 - Dawkins
Reg. Final	3/23	E. Rutherford, N.J.	Navy ^{7E}	W	71-50	28 - Dawkins
Nat. Semifinal	3/29	Dallas, Texas	Kansas ^{3W}	W	71-67	24 - Dawkins
Nat. Final	3/31	Dallas, Texas	Louisville ^{2W}	L	69-72	24 - Dawkins

1987 | MIDWEST REGIONAL SEED: #5

First Round	3/12	Indianapolis, Ind.	Texas A&M ^{2MW}	W	58-51	20 - Strickland
Second Round	3/14	Indianapolis, Ind.	Xavier ^{3MW}	W	65-60	20 - Amaker
Reg. Semifinal	3/20	Cincinnati, Ohio	Indiana ^{1W}	L	82-88	23 - Amaker

1988 | EAST REGIONAL SEED: #2

First Round	3/17	Chapel Hill, N.C.	Boston U. ^{15E}	W	85-69	21 - Ferry
Second Round	3/19	Chapel Hill, N.C.	SMU ^{7E}	W	94-79	31 - Strickland
Reg. Semifinal	3/24	E. Rutherford, N.J.	Rhode Island ^{1E}	W	73-72	17 - Ferry
Reg. Final	3/26	E. Rutherford, N.J.	Temple ^{6E}	W	63-53	21 - Strickland
Nat. Semifinal	4/2	Kansas City, Mo.	Kansas ^{6MW}	L	59-66	19 - Ferry

1989 | EAST REGIONAL SEED: #2

First Round	3/16	Greensboro, N.C.	S.C. State ^{15E}	W	90-69	22 - Henderson
Second Round	3/18	Greensboro, N.C.	West Virginia ^{1E}	W	70-63	20 - Ferry
Reg. Semifinal	3/24	E. Rutherford, N.J.	Minnesota ^{1E}	W	87-70	21 - two players
Reg. Final	3/26	E. Rutherford, N.J.	Georgetown ^{1E}	W	85-77	24 - Laettner
Nat. Semifinal	4/1	Seattle, Wash.	Seton Hall ^{3W}	L	78-95	34 - Ferry

1990 | EAST REGIONAL SEED: #3

First Round	3/16	Atlanta, Ga.	Richmond ^{14E}	W	81-46	22 - Abdelnaby
Second Round	3/18	Atlanta, Ga.	St. John's ^{6E}	W	76-72	22 - Brickey
Reg. Semifinal	3/22	E. Rutherford, N.J.	UCLA ^{1E}	W	90-81	28 - Henderson
Reg. Final	3/24	E. Rutherford, N.J.	Connecticut ^{1E}	W	79-78	27 - Abdelnaby
Nat. Semifinal	3/31	Denver, Colo.	Arkansas ^{4MW}	W	97-83	28 - Henderson
Nat. Final	4/2	Denver, Colo.	UNLV ^{1W}	L	73-103	21 - Henderson

1991 | MIDWEST REGIONAL SEED: #2 | NATIONAL CHAMPION

First Round	3/14	Minneapolis, Minn.	N.E. Louisiana ^{5MW}	W	102-73	22 - Laettner
Second Round	3/16	Minneapolis, Minn.	Iowa ^{7W}	W	85-70	19 - Laettner
Reg. Semifinal	3/22	Pontiac, Mich.	Connecticut ^{11MW}	W	81-67	19 - Laettner
Reg. Final	3/24	Pontiac, Mich.	St. John's ^{4MW}	W	78-61	20 - Hurley
Nat. Semifinal	3/30	Indianapolis, Ind.	UNLV ^{1W}	W	79-77	28 - Laettner
Nat. Final	4/1	Indianapolis, Ind.	Kansas ^{35E}	W	72-65	18 - Laettner

1992 | EAST REGIONAL SEED: #1 | NATIONAL CHAMPION

First Round	3/19	Greensboro, N.C.	Campbell ^{16E}	W	82-56	22 - Laettner
Second Round	3/21	Greensboro, N.C.	Iowa ^{9E}	W	75-62	21 - Davis
Reg. Semifinal	3/26	Philadelphia, Pa.	Seton Hall ^{4E}	W	81-69	16 - two players
Reg. Final	3/28	Philadelphia, Pa.	Kentucky (ot) ^{2E}	W	104-103	31 - Laettner
Nat. Semifinal	4/4	Minneapolis, Minn.	Indiana ^{2W}	W	81-78	26 - Hurley
Nat. Final	4/6	Minneapolis, Minn.	Michigan ^{65E}	W	71-51	19 - Laettner

1993 | MIDWEST REGIONAL SEED: #3

First Round	3/18	Chicago, Ill.	S. Illinois ^{14MW}	W	105-70	25 - Hurley
Second Round	3/20	Chicago, Ill.	California ^{6MW}	L	77-82	32 - Hurley

1994 | SOUTHEAST REGIONAL SEED: #2

First Round	3/18	St. Petersburg, Fla.	Texas Southern ^{155E}	W	82-70	20 - Collins
Second Round	3/20	St. Petersburg, Fla.	Michigan State ^{75E}	W	85-74	25 - Hill
Reg. Semifinal	3/24	Knoxville, Tenn.	Marquette ^{65E}	W	59-49	22 - Hill
Reg. Final	3/26	Knoxville, Tenn.	Purdue ^{15E}	W	69-60	19 - two players
Nat. Semifinal	4/2	Charlotte, N.C.	Florida ^{3E}	W	70-65	25 - Hill
Nat. Final	4/4	Charlotte, N.C.	Arkansas ^{3W}	L	72-76	15 - Lang

1996 | SOUTHEAST REGIONAL SEED: #8

First Round	3/14	Indianapolis, Ind.	E. Michigan ^{95E}	L	60-75	15 - two players
-------------	------	--------------------	----------------------------	---	-------	------------------

1997 | SOUTHEAST REGIONAL SEED: #2

First Round	3/14	Charlotte, N.C.	Murray State ^{155E}	W	71-68	25 - Capel
Second Round	3/16	Charlotte, N.C.	Providence ^{105E}	L	87-98	26 - Capel

1998 | SOUTH REGIONAL SEED: #1

First Round	3/13	Lexington, Ky.	Radford ¹⁶⁵	W	99-63	23 - McLeod
Second Round	3/15	Lexington, Ky.	Oklahoma State ⁸⁵	W	79-73	22 - McLeod
Reg. Semifinal	3/20	St. Petersburg, Fla.	Syracuse ⁵⁵	W	80-67	20 - Brand
Reg. Final	3/22	St. Petersburg, Fla.	Kentucky ²⁵	L	84-86	19 - McLeod

1999 | EAST REGIONAL SEED: #1

First Round	3/12	Charlotte, N.C.	Florida A&M ^{16E}	W	99-58	17 - Brand
Second Round	3/14	Charlotte, N.C.	Tulsa ^{9E}	W	97-56	19 - Avery
Reg. Semifinal	3/19	E. Rutherford, N.J.	SW Missouri St. ^{12E}	W	78-61	24 - Langdon
Reg. Final	3/21	E. Rutherford, N.J.	Temple ^{6E}	W	85-64	23 - Langdon
Nat. Semifinal	3/27	St. Petersburg, Fla.	Michigan State ^{11W}	W	68-62	18 - Brand
Nat. Final	3/29	St. Petersburg, Fla.	Connecticut ^{1W}	L	74-77	25 - Langdon

2000 | EAST REGIONAL SEED: #1

First Round	3/17	Winston-Salem, N.C.	Lamar ^{16E}	W	82-55	18 - Williams
Second Round	3/19	Winston-Salem, N.C.	Kansas ^{9E}	W	69-64	21 - Battier
Reg. Semifinal	3/24	Syracuse, N.Y.	Florida ^{5E}	L	78-87	20 - Battier

2001 | EAST REGIONAL SEED: #1 | NATIONAL CHAMPION

First Round	3/15	Greensboro, N.C.	Monmouth ^{16E}	W	95-52	22 - Williams
Second Round	3/17	Greensboro, N.C.	Missouri ^{19E}	W	94-81	31 - Williams
Reg. Semifinal	3/22	Philadelphia, Pa.	UCLA ^{4E}	W	76-63	34 - Williams
Reg. Final	3/24	Philadelphia, Pa.	USC ^{6E}	W	79-69	28 - Williams
Nat. Semifinal	3/31	Minneapolis, Minn.	Maryland ^{3W}	W	95-84	25 - Battier
Nat. Final	4/2	Minneapolis, Minn.	Arizona ^{2MW}	W	82-72	21 - Dunleavy

2002 | SOUTH REGIONAL SEED: #1

First Round	3/14	Greenville, S.C.	Winthrop ¹⁶⁵	W	84-37	19 - two players
Second Round	3/16	Greenville, S.C.	Notre Dame ⁸⁵	W	84-77	18 - two players
Reg. Semifinal	3/21	Lexington, Ky.	Indiana ⁵⁵	L	73-74	19 - Boozer

2003 | WEST REGIONAL SEED: #3

First Round	3/20	Salt Lake City, Utah	Colorado State ^{14W}	W	67-57	23 - Jones
Second Round	3/22	Salt Lake City, Utah	C. Michigan ^{1W}	W	86-60	28 - Jones
Reg. Semifinal	3/27	Anaheim, Calif.	Kansas ^{2W}	L	65-69	23 - Jones

2004 | ATLANTA (SOUTH) REGIONAL SEED: #1

First Round	3/18	Raleigh, N.C.	Alabama State ¹⁶⁵	W	96-61	20 - Randolph
Second Round	3/20	Raleigh, N.C.	Seton Hall ¹⁸⁵	W	90-62	21 - Redick
Reg. Semifinal	3/26	Atlanta, Ga.	Illinois ⁴⁵	W	72-62	18 - Deng
Reg. Final	3/28	Atlanta, Ga.	Xavier ⁷⁵	W	66-63	19 - Deng
Nat. Semifinal	4/3	San Antonio, Texas	Connecticut ^{2W}	L	78-79	16 - Deng

2005 | AUSTIN (SOUTH) REGIONAL SEED: #1

First Round	3/18	Charlotte, N.C.	Delaware State ¹⁶⁵	W	57-46	14 - Williams
Second Round	3/20	Charlotte, N.C.	Mississippi State ⁹⁵	W	63-55	22 - Ewing
Reg. Semifinal	3/26	Austin, Texas	Michigan State ⁵⁵	L	68-78	19 - Williams

NCAA Tournament Results

2006 | ATLANTA (SOUTH) REGIONAL SEED: #1

First Round	3/16	Greensboro, N.C.	Southern ⁶⁵	W	70-54	29 - two players
Second Round	3/18	Greensboro, N.C.	George Washington ⁸⁵	W	74-61	20 - Redick
Reg. Semifinal	3/23	Atlanta, Ga.	LSU ⁴⁵	L	54-62	23 - Williams

2007 | BUFFALO (WEST) REGIONAL SEED: #6

First Round	3/15	Buffalo, N.Y.	VCU TM	L	77-79	25 - Paulus
-------------	------	---------------	-------------------	---	-------	-------------

2008 | WEST REGIONAL SEED: #2

First Round	3/20	Washington, D.C.	Belmont ^{5W}	W	71-70	21 - Henderson
Second Round	3/22	Washington, D.C.	West Virginia TM	L	67-73	18 - Henderson

2009 | EAST REGIONAL SEED: #2

First Round	3/19	Greensboro, N.C.	Binghamton ^{5E}	W	86-62	15 - Scheyer
Second Round	3/21	Greensboro, N.C.	Texas ^{7E}	W	74-69	24 - Henderson
Reg. Semifinal	3/26	Boston, Mass.	Villanova ^{3E}	L	54-77	15 - Singler

2010 | SOUTH REGIONAL SEED: #1 | NATIONAL CHAMPION

First Round	3/19	Jacksonville, Fla.	Arkansas Pine-Bluff ⁶⁵	W	74-44	22 - Singler
Second Round	3/21	Jacksonville, Fla.	California ⁸⁵	W	68-53	20 - Smith
Reg. Semifinal	3/26	Houston, Texas	Purdue ⁴⁵	W	70-57	24 - Singler
Reg. Final	3/28	Houston, Texas	Baylor ³⁵	W	78-71	29 - Smith
Nat. Semifinal	4/3	Indianapolis, Ind.	West Virginia ^{2E}	W	78-57	23 - Scheyer
Nat. Final	4/5	Indianapolis, Ind.	Butler ^{5W}	W	61-59	19 - Singler

2011 | WEST REGIONAL SEED: #1

Second Round	3/18	Charlotte, N.C.	Hampton ^{6W}	W	87-45	14 - Irving
Third Round	3/20	Charlotte, N.C.	Michigan ^{8W}	W	73-71	24 - Smith
Reg. Semifinal	3/24	Anaheim, Calif.	Arizona ^{3W}	L	77-93	28 - Irving

2012 | SOUTH REGIONAL SEED: #2

Second Round	3/16	Greensboro, N.C.	Lehigh ⁵⁵	L	70-75	19 - two players
--------------	------	------------------	----------------------	---	-------	------------------

2013 | MIDWEST REGIONAL SEED: #2

Second Round	3/22	Philadelphia, Pa.	Albany ^{5MW}	W	73-61	26 - Curry
Third Round	3/24	Philadelphia, Pa.	Creighton ^{7MW}	W	66-50	21 - Sulaimon
Reg. Semifinal	3/29	Indianapolis, Ind.	Michigan State ^{3MW}	W	71-61	29 - Curry
Reg. Final	3/31	Indianapolis, Ind.	Louisville ^{1MW}	L	63-85	17 - Plumlee

2014 | MIDWEST REGIONAL SEED: #3

Second Round	3/21	Raleigh, N.C.	Mercer ^{4MW}	L	71-78	23 - Cook
--------------	------	---------------	-----------------------	---	-------	-----------

2015 | SOUTH REGIONAL SEED: #1 | NATIONAL CHAMPION

Second Round	3/20	Charlotte, N.C.	Robert Morris ⁶⁵	W	85-56	22 - Cook
Third Round	3/22	Charlotte, N.C.	San Diego State ⁸⁵	W	68-49	26 - Okafor
Reg. Semifinal	3/27	Houston, Texas	Utah ⁵⁵	W	63-57	21 - Winslow
Reg. Final	3/29	Houston, Texas	Gonzaga ²⁵	W	66-52	16 - two players
Nat. Semifinal	4/4	Indianapolis, Ind.	Michigan State ^{7E}	W	81-61	19 - Winslow
Nat. Final	4/6	Indianapolis, Ind.	Wisconsin TM	W	68-63	23 - T. Jones

2016 | WEST REGIONAL SEED: #4

First Round	3/17	Providence, R.I.	UNC Wilmington ^{3W}	W	93-85	23 - two players
Second Round	3/19	Providence, R.I.	Yale ^{2W}	W	71-64	29 - Allen
Reg. Semifinal	3/24	Anaheim, Calif.	Oregon TM	L	68-82	24 - Ingram

2017 | EAST REGIONAL SEED: #2

First Round	3/17	Greenville, S.C.	Troy ^{5E}	W	87-65	21 - Allen
Second Round	3/19	Greenville, S.C.	South Carolina ^{7E}	L	81-88	20 - Allen

2018 | MIDWEST REGIONAL SEED: #2

First Round	3/15	Pittsburgh, Pa.	Iona ^{5MW}	W	89-67	22 - Bagley
Second Round	3/17	Pittsburgh, Pa.	Rhode Island ^{2MW}	W	87-62	22 - Bagley
Reg. Semifinal	3/23	Omaha, Neb.	Syracuse ^{1MW}	W	69-65	22 - Bagley
Reg. Final	3/25	Omaha, Neb.	Kansas ^{1MW}	Lot	69-65	22 - Bagley



Tyus Jones earned Final Four Most Outstanding Player honors in 2015 after scoring a game-high 23 points in the championship game.

NCAA Tournament Breakdown

DUKE VS. OPPONENTS IN THE NCAA TOURNAMENT

Alabama State	1-0
Albany	1-0
Arizona	1-1
Arkansas	1-1
Arkansas Pine-Bluff	1-0
Baylor	1-0
Belmont	1-0
Binghamton	1-0
Boston College	0-1
Boston University	1-0
Butler	1-0
California	1-1
Campbell	1-0
Central Michigan	1-0
Colorado State	1-0
Connecticut	3-2
Creighton	1-0
Delaware State	1-0
DePaul	1-0
Eastern Michigan	0-1
Florida	1-1
Florida A&M	1-0
Georgetown	1-0
George Washington	1-0
Gonzaga	1-0
Hampton	1-0
Illinois	1-0
Indiana	1-2
Iona	1-0
Iowa	2-0
Kansas	3-3
Kentucky	2-3
Lamar	1-0
Lehigh	0-1
Louisiana-Monroe	1-0
Louisiana State	0-1
Louisville	0-2
Loyola (Ill.)	0-1
Marquette	1-0
Maryland	1-0
Mercer	0-1
Michigan	3-0
Michigan State	4-1
Minnesota	1-0
Mississippi State	1-0
Mississippi Valley State	1-0
Missouri	1-0
Monmouth	1-0
Murray State	1-0
Navy	1-0
Nevada-Las Vegas	1-1
New York	1-1
Notre Dame	2-0
Oklahoma State	1-0
Old Dominion	1-0
Oregon	0-1
Oregon State	1-0
Pennsylvania	2-0
Pepperdine	1-0
Princeton	1-0
Providence	0-1
Purdue	2-1
Radford	1-0

Robert Morris	1-0
Rhode Island	3-0
Richmond	1-0
San Diego State	1-0
St. John's	2-1
St. Joseph's	3-0
Seton Hall	2-1
South Carolina	0-1
South Carolina State	1-0
Southern	1-0
Southern Cal	1-0
Southern Illinois	1-0
SMU	1-0
Southwest Missouri State	1-0
Syracuse	3-0
Temple	2-0
Texas	1-0
Texas A&M	1-0
Texas Southern	1-0
Troy	1-0
Tulsa	1-0
UCLA	2-1
UNC Wilmington	1-0
Utah	2-0
VCU	0-1
Villanova	2-2
Washington	0-1
West Virginia	2-1
Winthrop	1-0
Wisconsin	1-0
Xavier	2-0
Yale	1-0

DUKE VS. CONFERENCES IN THE NCAA TOURNAMENT

America East	3-0
Atlantic Coast	2-0
Atlantic 10	8-0
A-Sun	1-1
Big East	10-8
Big Eight	2-1
Big South	3-0
Big Ten	15-4
Big 12	5-2
Big West	1-1
Colonial	3-1
East Coast	3-0
ECAC	1-0
Great Midwest	1-0
Horizon League	2-0
Independents	6-4
Ivy League	4-0
MAAC	1-0
Metro	0-1
Mid-American	1-1
Mideastern	4-0

Missouri Valley	3-0
Mountain West	2-0
Northeast	2-0
Ohio Valley	1-0
Patriot	0-1
Pac-12	7-5
Southeastern	5-7
Southwest	3-0
Southwestern Athletic	5-0
Sun Belt	2-0
West Coast	2-0
Western Athletic	2-0
Yankee	1-0

Note: Conference based on what league opponent was in at the time of the game

DUKE RECORD BY STATE IN THE NCAA TOURNAMENT

California	0-3
Colorado	1-1
District of Columbia	1-1
Florida	6-2
Georgia	4-1
Houston	2-0
Illinois	1-1
Indiana	10-2
Kentucky	4-3
Maryland	3-1
Michigan	2-0
Minnesota	6-0
Missouri	2-3
Nebraska	1-1
New Jersey	10-0
New York	1-3
North Carolina	34-6

Ohio	0-1
Pennsylvania	8-0
Rhode Island	4-0
South Carolina	3-1
Tennessee	2-0
Texas	6-4
Utah	2-0
Washington	0-2

DUKE IN THE NCAA TOURNAMENT

NCAA Tournament Appearances	42
National Championships	5
Championship Game Appearances	11
Final Four Appearances	16
Elite Eight Appearances	21
Sweet 16 Appearances	26
Times Advanced in NCAA Tournament	34
Overall NCAA Tournament Record	111-37 (.750)
As an at-large bid	47-19 (.712)
As an automatic bid	64-18 (.780)
NCAA Record under Krzyzewski	94-29 (.764)

AS A PARTICIPANT (INCLUDES FINAL FOUR GAMES)

Out of East Region	55-15 (.786)
Out of South Region*	25-6 (.807)
Out of Southeast Region	6-3 (.667)
Out of Mideast Region	2-1 (.667)
Out of Midwest Region	16-6 (.727)
Out of West Region	7-6 (.538)

** - will consider the 2004/2006 Atlanta Region and the 2005 Austin Region the South Region*

BY DECADE

1950-59	0-1 (.000)
1960-69	11-4 (.733)
1970-79	4-2 (.667)
1980-89	18-7 (.720)
1990-99	32-7 (.821)
2000-09	23-9 (.719)
2010-present	23-7 (.767)

NCAA APPEARANCES (42)

1955, 1960, 1963, 1964, 1966, 1978, 1979, 1980, 1984, 1985, 1986, 1987, 1988, 1989, 1990, 1991, 1992, 1993, 1994, 1996, 1997, 1998, 1999, 2000, 2001, 2002, 2003, 2004, 2005, 2006, 2007, 2008, 2009, 2010, 2011, 2012, 2013, 2014, 2015, 2016, 2017, 2018

NCAA TITLES (5)

1991, 1992, 2001, 2010, 2015

TITLE GAME APPEARANCES (11)

1964, 1978, 1986, 1990, 1991, 1992, 1994, 1999, 2001, 2010, 2015

FINAL FOUR APPEARANCES (16)

1963, 1964, 1966, 1978, 1986, 1988, 1989, 1990, 1991, 1992, 1994, 1999, 2001, 2004, 2010, 2015

REGIONAL CHAMPIONSHIPS (16)

1963 (East), 1964 (East), 1966 (East), 1978 (East), 1986 (East), 1988 (East), 1989 (East), 1990 (East), 1991 (Midwest), 1992 (East), 1994 (Southeast), 1999 (East), 2001 (East), 2004 (Atlanta/South), 2010 (South), 2015 (South)

ELITE EIGHT APPEARANCES (21)

1960, 1963, 1964, 1966, 1978, 1980, 1986, 1988, 1989, 1990, 1991, 1992, 1994, 1998, 1999, 2001, 2004, 2010, 2013, 2015, 2018

SWEET 16 APPEARANCES (26)

1978, 1980, 1986, 1987, 1988, 1989, 1990, 1991, 1992, 1994, 1998, 1999, 2000, 2001, 2002, 2003, 2004, 2005, 2006, 2009, 2010, 2011, 2013, 2015, 2016, 2018

Sweet 16 records begin in 1975

TIMES AS A NUMBER ONE SEED (13)

1986	5-1
1992	6-0
1998	3-1
1999	5-1
2000	2-1
2001	6-0
2002	2-1
2004	4-1
2005	2-1
2006	2-1
2010	6-0
2011	2-1
2015	6-0
13 Times	51-9

DUKE NCAA TOURNAMENT SEED GRID

Opp.	1	2	3	4	5	6	7	8	9	10	11	12	13	14	15	16	Total
1	3-1	5-3	2-0	4-1	3-4	3-0	3-0	9-0	4-0	--	--	2-0	--	--	--	13-0	51-9
2	4-3	--	3-2	1-0	--	1-1	7-2	--	--	0-2	4-0	--	--	--	10-1	--	30-11
3	1-1	0-1	--	1-0	--	1-2	1-0	--	--	--	1-1	--	--	4-1	--	--	9-6
4	1-1	--	--	--	--	0-1	--	--	--	--	--	2-0	1-0	--	--	--	4-2
5	0-1	--	--	--	--	--	--	--	--	--	--	1-0	1-0	--	--	--	2-1
6	--	--	--	--	--	--	--	--	--	--	0-1	--	--	--	--	--	0-1
7	--	--	--	--	--	--	--	--	--	--	--	--	--	--	--	--	0-0
8	--	--	--	--	--	--	--	--	0-1	--	--	--	--	--	--	--	0-1
Totals	9-7	5-4	5-2	6-1	3-4	5-4	11-2	9-0	4-1	0-2	5-2	5-0	2-0	4-1	10-1	13-0	96-30

NCAA seeding process began in 1979

NCAA Tournament Records - Game

TEAM	
MOST POINTS SCORED	
Duke vs. Southern Illinois, 3/18/1993	105
Opp 2x; last by Kentucky, 3/28/1992	103
FEWEST POINTS SCORED	
Duke vs. Pennsylvania, 3/18/1980	52
Opp by Winthrop, 3/14/2002	37
LARGEST VICTORY MARGIN	
Duke vs. Connecticut, 3/14/1964	[101-54] 47
vs. Winthrop, 3/14/2002	[84-37] 47
Opp by UNLV, 4/2/1990	[101-71] 30
LARGEST HALFTIME MARGIN	
Duke vs. Winthrop, 3/14/2002	[52-15] 37
MOST FIELD GOALS MADE	
Duke 2x; last vs. Northeast Louisiana, 3/14/1991	43
Opp by Kentucky, 3/27/1978	39
MOST FIELD GOAL ATTEMPTS	
Duke vs. Loyola-Chicago, 3/22/1963	82
Opp by Oregon State, 3/23/1963	87
HIGHEST FIELD GOAL PCT.	
Duke vs. Southern Illinois, 3/18/1993	.632
Opp by Washington, 3/18/1984	.705
FEWEST FIELD GOALS MADE	
Duke 2x; last vs. Villanova, 3/26/2009	16
Opp 2x; by Creighton, 3/24/2013	16
FEWEST FIELD GOAL ATTEMPTS	
Duke vs. Texas A&M, 3/12/1987	36
Opp by Mercer, 3/21/2014	45
MOST 3-POINT FIELD GOALS	
Duke vs. Monmouth, 3/15/2001	18
Opp vs. Kansas, 3/25/2018	13
MOST 3-POINT ATTEMPTS	
Duke vs. Monmouth, 3/15/2001	38
Opp vs. Kansas, 3/25/2018	36
HIGHEST 3-POINT PCT.	
Duke vs. Southern Illinois, 3/18/1993	.737 (14-of-19)
Opp by Arizona, 3/24/2011	.600 (9-of-15)
MOST FREE THROWS MADE	
Duke vs. Seton Hall, 3/20/2004	34
Opp by South Carolina, 3/19/2017	27
MOST FREE THROW ATTEMPTS	
Duke vs. UNC Wilmington, 3/17/2016	43
Opp by Villanova, 3/8/1955	42
HIGHEST FREE THROW PCT.	
Duke vs. Michigan State, 3/29/2013	.923
vs. Mercer, 3/21/2014	.923
Opp by Temple, 3/26/1988	.929
<i>Minimum 10 free throws attempted</i>	
MOST REBOUNDS	
Duke vs. Connecticut, 3/14/1964	60
Opp by Oregon State, 3/23/1963	54
MOST ASSISTS	
Duke vs. Robert Morris, 3/20/2015	28
Opp by UCLA, 3/21/1964	22
MOST STEALS	
Duke 4x; last vs. UCLA, 3/22/2001	17
Opp by UNLV, 4/2/1990	16
MOST BLOCKED SHOTS	
Duke vs. Temple, 3/26/1988	11
Opp by Iowa, 3/21/1992	10

INDIVIDUAL

POINTS	
1. Jeff Mullins vs. Villanova, 3/13/1964	43
2. Danny Ferry vs. Seton Hall, 4/1/1989	34
Jason Williams vs. UCLA, 3/22/2001	34
4. Bobby Hurley vs. California, 3/20/1993	32
5. Kevin Strickland vs. SMU, 3/19/1988	31
Christian Laettner vs. Kentucky, 3/28/1992	31
Jason Williams vs. Missouri, 3/17/2001	31
FIELD GOALS MADE	
1. Jeff Mullins vs. Villanova, 3/13/1964	19
2. Jeff Mullins vs. Connecticut, 3/14/1964	14
3. Mike Gminski vs. Notre Dame, 3/25/1978	13
Johnny Dawkins vs. Navy, 3/23/1986	13
Danny Ferry vs. Seton Hall, 4/1/1989	13
FIELD GOALS ATTEMPTED	
1. Art Heyman vs. Loyola-Chicago, 3/22/1963	30
2. Danny Ferry vs. Seton Hall, 4/1/1989	29
3. Jeff Mullins vs. Villanova, 3/13/1964	28
4. Jack Marin vs. Utah, 3/19/1966	26
Jason Williams vs. USC, 3/24/01	26
FIELD GOAL PCT.	
1. Christian Laettner vs. Kentucky, 3/28/1992	[10-10] 1.000
2. Marshall Plumlee vs. UNC Wilmington, 3/17/2016	[9-10] .900
3. Johnny Dawkins vs. Old Dominion, 3/15/1986	[10-12] .833
4. Mason Plumlee vs. Albany, 3/22/2013	[9-11] .818
Jahlil Okafor vs. Robert Morris, 3/20/2015	[9-11] .818
<i>Minimum 10 field goal attempts</i>	
3-POINT FIELD GOALS MADE	
1. Quinn Cook vs. Mercer, 3/21/2014	7
2. Phil Henderson vs. UCLA, 3/22/1990	6
Bobby Hurley vs. Indiana, 4/4/1992	6
Bobby Hurley vs. Southern Illinois, 3/18/1993	6
Bobby Hurley vs. California, 3/20/1993	6
Jason Williams vs. UCLA, 3/22/2001	6
Jason Williams vs. Monmouth, 3/15/2001	6
Seth Curry vs. Michigan State, 3/29/2013	6
Quinn Cook vs. Robert Morris, 3/20/2015	6
3-POINT FIELD GOAL ATTEMPTS	
1. Bobby Hurley vs. California, 3/20/1993	18
2. Jason Williams vs. UCLA, 3/22/2001	13
3. Jason Williams vs. Missouri, 3/17/2001	12
J.J. Redick vs. Alabama State, 3/18/2004	12
Rasheed Sulaimon vs. Mercer, 3/21/2014	12
3-POINT FIELD GOAL PCT.	
1. Bobby Hurley vs. Southern Illinois, 3/18/1993	[6-7] .857
2. Trajan Langdon vs. Temple, 3/21/1999	[5-6] .833
3. Jeff Capel vs. Providence, 3/16/1997	[4-5] .800
Trevon Duval vs. Iona, 3/15/2018	[4-5] .800
5. J.J. Redick vs. Central Michigan, 3/22/2003	[5-7] .714
Grayson Allen vs. Yale, 3/19/2016	[5-7] .714
<i>Minimum five three-point field goal attempts</i>	
FREE THROWS MADE	
1. Grayson Allen vs. UNC Wilmington, 3/17/2016	15
2. Jim Spanarkel vs. Notre Dame, 3/25/1978	12
Christian Laettner vs. Kansas, 4/1/1991	12
Shane Battier vs. Missouri, 3/17/2001	12
Rasheed Sulaimon vs. Michigan State, 3/29/2013	12
FREE THROWS ATTEMPTED	
1. Grayson Allen vs. UNC Wilmington, 3/17/2016	17
2. Art Heyman vs. St. Joseph's, 3/16/1963	15
3. Art Heyman vs. New York, 3/15/1963	14
David Henderson vs. Pepperdine, 3/15/1985	14
Shelden Williams vs. Delaware State, 3/18/2005	14
Rasheed Sulaimon vs. Michigan State, 3/29/2013	14

FREE THROW PCT.

1. Jim Spanarkel vs. Notre Dame, 3/25/1978	[12-12] 1.000
Christian Laettner vs. Kansas, 4/1/1991	[12-12] 1.000
Christian Laettner vs. Kentucky, 3/28/1992	[10-10] 1.000
Shelden Williams vs. G. Washington, 3/18/2006	[9-9] 1.000
Jon Scheyer vs. West Virginia, 3/22/2008	[9-9] 1.000
Bobby Hurley vs. California, 3/20/1993	[8-8] 1.000
Luke Kennard vs. South Carolina, 3/19/2017	[8-8] 1.000

Minimum eight made free throws

REBOUNDS

1. Jay Buckley vs. St. Joseph's, 3/16/1963	18
Shelden Williams vs. Southern, 3/16/2006	18
3. Jay Buckley vs. New York University, 3/15/1963	16
4. Mike Lewis vs. St. Joseph's, 3/11/1966	15
Jack Marin vs. St. Joseph's, 3/11/1966	15
Elton Brand vs. Michigan State, 3/27/1999	15
Shelden Williams vs. Mississippi State, 3/20/2005	15
Amile Jefferson vs. South Carolina, 3/19/2017	15

ASSISTS

1. Quinn Snyder vs. SMU, 3/19/1988	12
2. Quinn Cook vs. Albany, 3/22/2013	11
3. Bobby Hurley vs. Campbell, 3/19/1992	10
Bobby Hurley vs. Kentucky, 3/28/1992	10
5. Chris Duhon vs. Monmouth, 3/15/2001	9
Jason Williams vs. Missouri, 3/17/2001	9
Grayson Allen vs. Iona, 3/15/2018	9

STEALS

1. Grant Hill vs. California, 3/20/1993	8
2. Tommy Amaker vs. Old Dominion, 3/15/1986	7
Tommy Amaker vs. Louisville, 3/31/1986	7
4. Phil Henderson vs. Richmond, 3/16/1990	6
Grant Hill vs. Iowa, 3/16/1991	6
Chris Duhon vs. Central Michigan, 3/22/03	6

BLOCKED SHOTS

1. Shane Battier vs. Kansas, 3/19/2000	8
2. Mike Gminski vs. Pennsylvania, 3/17/1978	7
Shelden Williams vs. George Washington, 3/18/2006	7
4. Amile Jefferson vs. South Carolina, 3/19/2017	6
5. Cherokee Parks vs. Marquette, 3/24/1994	5
Elton Brand vs. SW Missouri State, 3/19/1999	5
Casey Sanders vs. Colorado State, 3/20/2003	5
Casey Sanders vs. Kansas, 3/27/2003	5
Shelden Williams vs. Xavier, 3/28/04	5
Josh McRoberts vs. VCU, 3/15/2007	5
Marshall Plumlee vs. Yale, 3/19/2016	5

MINUTES PLAYED

1. Bobby Hurley vs. Kentucky, 3/28/1992	45
Grayson Allen vs. Kansas, 3/25/2018	45
3. Gary Trent, Jr. vs. Kansas, 3/25/2018	44
Marvin Bagley III vs. Kansas, 3/25/2018	44
5. Bobby Hurley vs. Connecticut, 3/24/1990	43
Christian Laettner vs. Kentucky, 3/28/1992	43
Trevon Duval vs. Kansas, 3/25/2018	43

NCAA Tournament Records - Career

POINTS

Rk	Player, Years	Pts
1.	Christian Laettner, 1989-92	407
2.	Shane Battier, 1998-01	278
3.	Danny Ferry, 1986-89	269
	Grant Hill, 1991-94	269
5.	Jason Williams, 2000-02	243
6.	Bobby Hurley, 1990-93	239
7.	Phil Henderson, 1988-91	233
8.	J.J. Redick, 2003-06	223
9.	Johnny Dawkins, 1983-86	214
10.	Kyle Singler, 2008-11	209

SCORING AVERAGE

Rk	Name, Years	G	Pts	Avg
1.	Jeff Mullins, 1962-64	8	200	25.0
2.	Johnny Dawkins, 1983-86	9	214	23.8
3.	Jason Williams, 2000-02	12	243	20.3
4.	Mike Gminski, 1977-80	9	178	19.8
5.	Christian Laettner, 1989-92	23	407	17.7
6.	Gene Banks, 1978-80	9	153	17.0
7.	Roshown McLeod, 1997-98	6	97	16.2
8.	J.J. Redick, 2003-06	14	223	15.9
	Mark Alarie, 1983-86	9	143	15.9
10.	Jack Marin, 1964-66	8	122	15.3

FIELD GOALS MADE

Rk	Player, Years	FG
1.	Christian Laettner, 1989-92	128
2.	Grant Hill, 1991-94	103
3.	Danny Ferry, 1986-89	101
4.	Shane Battier, 1998-01	88
5.	Phil Henderson, 1988-91	86
	Johnny Dawkins, 1983-86	86

FIELD GOAL ATTEMPTS

Rk	Player, Years	FGA
1.	Danny Ferry, 1986-89	218
2.	Christian Laettner, 1989-92	213
3.	Jason Williams, 2000-02	207
4.	Grant Hill, 1991-94	196
5.	Phil Henderson, 1988-90	193

FIELD GOAL PCT.

Rk	Name, Years	FG	FGA	Pct
1.	Mason Plumlee, 2010-13	46	65	.708
2.	Kenny Dennard, 1978-80	28	43	.651
3.	Carlos Boozer, 2000-02	47	75	.627
4.	Elton Brand, 1998-99	55	88	.625
5.	Alaa Abdelnaby, 1987-90	63	102	.618
6.	Christian Laettner, 1989-92	128	213	.601

Minimum 25 field goals made

3-POINT FIELD GOALS MADE

Rk	Player, Years	3FG
1.	Bobby Hurley, 1990-93	42
2.	J.J. Redick, 2003-06	39
3.	Jason Williams, 2000-02	36
4.	Trajan Langdon, 1995-99	28
	Daniel Ewing, 2002-05	28

3-POINT FIELD GOAL ATTEMPTS

Rk	Player, Years	3FGA
1.	J.J. Redick, 2003-06	115
2.	Jason Williams, 2000-02	112
3.	Bobby Hurley, 1990-93	96
4.	Shane Battier, 1998-01	73
5.	Grayson Allen, 2015-18	71

3-POINT FIELD GOAL PCT.

Rk	Name, Years	3FG	3FGA	Pct
1.	William Avery, 1998-99	20	37	.541
2.	Jeff Capel, 1994-97	19	38	.500
3.	Daniel Ewing, 2002-05	28	61	.459
4.	Bobby Hurley, 1990-93	42	96	.438
5.	Kyle Singler, 2008-11	25	61	.410
6.	Chris Collins, 1993-96	16	40	.400
	Trajan Langdon, 1995-97	28	70	.400
	Nolan Smith, 2008-11	18	45	.400
	Seth Curry, 2011-13	16	40	.400

Minimum 15 three-point field goals made

FREE THROWS MADE

Rk	Player, Years	FT
1.	Christian Laettner, 1989-92	142
2.	Shane Battier, 1998-01	75
3.	Shelden Williams, 2003-06	67
4.	Bobby Hurley, 1990-93	59
5.	Danny Ferry, 1986-89	57

FREE THROWS ATTEMPTED

Rk	Player, Years	FTA
1.	Christian Laettner, 1989-92	167
2.	Shane Battier, 1998-01	91
3.	Shelden Williams, 2003-06	86
4.	Grant Hill, 1991-94	83
5.	Brian Davis, 1989-92	82

FREE THROW PCT.

Rk	Name, Years	FT	FTA	Pct
1.	Mark Alarie, 1983-86	37	43	.860
2.	Mike Gminski, 1977-80	36	42	.857
	J.J. Redick, 2003-06	42	49	.857
4.	Christian Laettner, 1989-92	142	167	.850
5.	Grayson Allen, 2015-18	51	61	.836

Minimum 35 free throws made

REBOUNDS (SINCE 1973)

Rk	Player, Years	Reb
1.	Christian Laettner, 1989-92	169
2.	Shelden Williams, 2003-06	144
3.	Shane Battier, 1998-01	135
4.	Grant Hill, 1991-94	134
5.	Danny Ferry, 1986-89	131

REBOUND AVERAGE

Rk	Name, Years	G	Reb	Avg
1.	Jay Buckley, 1962-64	8	95	11.9
2.	Shelden Williams, 2003-06	14	144	10.3
3.	Elton Brand, 1998-99	10	86	8.6
4.	Gene Banks, 1978-81	9	76	8.4
5.	Mike Gminski, 1977-80	9	75	8.3
	Mark Alarie, 1983-86	9	75	8.3

ASSISTS

Rk	Player, Years	Ast
1.	Bobby Hurley, 1990-93	145
2.	Grant Hill, 1991-94	86
3.	Chris Duhon, 2001-04	79
4.	Quin Snyder, 1986-89	69
5.	Jason Williams, 2000-02	66

ASSISTS PER GAME

Rk	Name, Years	G	Ast	Avg
1.	Bobby Hurley, 1990-93	20	145	7.3
2.	Jason Williams, 2000-02	12	66	5.5
3.	Quinn Cook, 2012-13	5	26	5.2
4.	Tommy Amaker, 1984-87	12	57	4.8
5.	Chris Duhon, 2001-04	17	79	4.7
6.	Quin Snyder, 1986-89	16	69	4.3
	Grant Hill, 1991-94	20	86	4.3

BLOCKED SHOTS

Rk	Player, Years	Blk
1.	Shane Battier, 1998-01	42
2.	Shelden Williams, 2003-06	41
3.	Cherokee Parks, 1992-95	25
4.	Grant Hill, 1991-94	23
	Casey Sanders, 2000-03	23

BLOCKED SHOTS PER GAME

Rk	Name, Years	G	Blk	Avg
1.	Shelden Williams, 2003-06	14	41	2.9
2.	Mike Gminski, 1977-80	9	22	2.4
3.	Shane Battier, 1998-01	19	42	2.2
4.	Cherokee Parks, 1992-95	14	25	1.8
5.	Elton Brand, 1998-99	10	17	1.7

STEALS

Rk	Player, Years	St
1.	Grant Hill, 1991-94	39
2.	Chris Duhon, 2001-04	38
3.	Tommy Amaker, 1984-87	36
4.	Christian Laettner, Duke, 1989-92	32
	Bobby Hurley, 1990-93	32

STEALS PER GAME

Rk	Name, Years	G	Stl	Avg
1.	Tommy Amaker, 1984-89	12	36	3.0
2.	Jason Williams, 2000-03	12	31	2.6
3.	Chris Duhon, 2001-04	17	38	2.2
4.	Grant Hill, 1991-94	20	39	2.0
5.	Daniel Ewing, 2002-05	14	27	1.9

GAMES PLAYED

Rk	Player, Years	GP
1.	Christian Laettner, 1989-92	23
2.	Greg Koubek, 1988-91	22
	Brian Davis, 1989-92	22
4.	Thomas Hill, 1990-93	20
	Bobby Hurley, 1990-93	20
	Grant Hill, 1991-94	20
	Antonio Lang, 1991-94	20

GAMES STARTED

Rk	Player, Years	GS
1.	Christian Laettner, 1989-92	23
2.	Bobby Hurley, 1990-93	20
3.	Chris Duhon, 2001-04	17
4.	Robert Brickey, 1987-90	16
5.	Grant Hill, 1991-94	15
	Chris Carrawell, 1997-00	15
	Shane Battier, 1998-01	15

1991 NCAA Champions

From the beginning, the goal was clear: win the national championship.

Head coach Mike Krzyzewski made no bones about it as he began his 11th season at Duke University. He told his 13 players, assembling in the locker room for the first time in September, that it was their goal.

Leading up to the glory-filled 1990-1991 season were many anxious moments, including a 30-point loss to UNLV at the 1990 NCAA championship game, Krzyzewski being wooed by the Boston Celtics, and a tiring summer which had Coach K leading the USA team (with Christian Laettner and Bobby Hurley) to medal-winning performances at the Goodwill Games and the World Championships.

All of those were memories and lessons as the 1990-91 schedule got underway at the Dodge NIT in mid-November.

Duke rushed out to two quick and decisive victories in Cameron Indoor Stadium. The Blue Devils then headed to the Big Apple and Madison Square Garden, where they faced fellow 1990 Final Four member Arkansas, whom the Blue Devils had defeated to earn a trip to the championship game. This time the Razorbacks turned back Duke and advanced to the title game with a 98-88 win.

The month of December featured a road loss to Georgetown in the ACC/Big East Challenge and a key road victory at 11th-ranked Oklahoma, which snapped the Sooners long home court winning streak. Duke triumphed 90-85 and finished the month with a 10-2 record.

The opening day of the ACC slate had the Blue Devils traveling to 18th-ranked Virginia. The Cavaliers crushed Duke, 81-64, making it time for a re-commitment to the season by the Blue Devils.

Freshman Grant Hill broke his nose at a late night practice session, which caused him to miss the next three ACC games. Duke won all three of those games, thanks in part to the emergence of sophomore Thomas Hill. The 6-4 guard/forward had 22 points in an 89-67 win over Wake Forest and then added 20 more against fifth-ranked North Carolina five days later in Duke's 74-60 victory over the Tar Heels.

The ACC regular season championship came down to the final game against the chief rival - North Carolina. The eighth-ranked Blue Devils hustled out to a 20-point margin in the early parts of the second half. The fourth-ranked Tar Heels came back but could never catch Duke as the Blue Devils posted an 83-77 victory.

A week later, the two squads met again in the ACC Tournament championship game. This time, Carolina triumphed, 96-74, to hand Duke a decisive loss and leave the Blue Devils with a 26-7 record heading into the NCAA Tournament.

It was apparent early that the Blue Devils meant business in their chance to go to Indianapolis. Duke disposed of Northeast Louisiana, Iowa and Connecticut with little resistance leading up to the Midwest Regional title game against Big East member St. John's. Pacing the victory, Hurley earned MVP honors in the region with 20 points in the title game and a remarkable 6.75:1 assist-turnover ratio in the four NCAA games.

Up first in the Final Four was UNLV, a team with a 34-0 record that had rarely been challenged. The fight was on and Duke kept the pressure on the Runnin' Rebels. Finally, it came down to a little over two minutes to play and the Blue Devils down by a 76-71 count.

Hurley connected on a three-pointer when all seemed lost to make it 76-74 with 2:14 to play. Then Duke put on the defensive pressure and UNLV was forced into a shot clock violation. Next, Brian Davis took charge with a driving layup and a foul shot to give Duke a 77-76 lead.

After a Larry Johnson free throw tied the score, the ball landed in Laettner's hands on the offensive side and he was fouled with 12.7 seconds to play. He calmly converted the two charity tosses to give Duke a 79-77 lead which never changed.

Two nights later, in the most famed game of the college basketball season, Duke took the court against Kansas, which had defeated North Carolina in the semifinals.

The fatigued Blue Devils never faltered as Hurley and Grant Hill teamed up for a spectacular alley-oop dunk in the opening minutes to set the tone and Laettner proved steady with a record-setting 12-for-12 performance from the free throw line.

It was a crowning glory to the spectacular season as the Blue Devils brought home the title with a 72-65 victory over the Jayhawks. Laettner earned MVP honors and Hurley averaged 12 points and eight assists in the two games. Sophomore Bill McCaffrey added 16 points in the title game to also earn a slot on the All-Final Four team.

The season was complete, the dream a reality. Duke had won the national championship and along the way captured the ACC regular season crown, a record 16-0 home record, its eighth straight NCAA appearance, a fourth straight Final Four berth and fifth in the last six years, and Krzyzewski was named the Kodak/NABC National Coach of the Year.

RECORD: 32-7; HOME: 16-0; AWAY: 8-5; NEUTRAL: 8-2

Player	G	MP	FG-FGA	Pct	FT-FTA	Pct	Reb-Avg	PF-DQ	Ast	TO	BS	St	Pts-Avg
*Laettner	39	1,178	271-471	.575	211-263	.802	340-8.7	111-1	76	121	44	75	771-19.8
McCaffrey	38	941	167-347	.481	84-101	.832	69-1.8	50-0	71	67	4	34	442-11.6
*T. Hill	39	908	164-297	.552	101-136	.743	142-3.6	67-1	51	55	15	59	450-11.5
*Hurley	39	1,353	141-333	.423	83-114	.728	93-2.4	100-4	289	151	3	51	441-11.3
*G. Hill	36	887	160-310	.516	81-133	.609	183-5.1	79-1	79	74	30	51	402-11.2
Davis	39	902	104-228	.456	89-122	.730	158-4.1	83-2	63	60	8	39	298-7.6
*Koubek	38	600	77-177	.435	39-48	.813	110-2.9	67-2	33	29	3	21	225-5.9
Lang	36	426	57-94	.606	40-76	.526	92-2.6	55-1	7	25	28	14	154-4.3
Palmer	38	407	51-79	.646	33-40	.825	77-2.0	69-1	10	28	19	11	135-3.6
Clark	23	104	13-29	.448	20-32	.625	17-0.7	15-0	8	25	2	5	48-2.1
Ast	17	51	12-18	.667	3-4	.750	10-0.6	7-0	0	6	3	0	28-1.6
Buckley	19	93	10-18	.556	7-20	.350	20-1.1	12-0	2	4	1	2	27-1.4
Team	-	-	-	-	-	-	103-2.6	-	-	-	-	-	-
Duke	39	7,850	1,227-2,401	.511	791-1,089	.726	1,414-36.3	715-13	689	645	160	362	3,421-87.7
Opps	39	7,850	1,087-2,445	.445	525-792	.663	1,327-34.0	865-na	528	779	111	299	2,864-73.4

• Three-Point Field Goals (176-459, .383): Hurley (76-188, .404); Koubek (32-76, .421); McCaffrey (24-70, .343); T. Hill (21-52, .404); Laettner (18-53, .340); Clark (2-9, .222); G. Hill (1-2, .500); Ast (1-4, .250); Davis (1-5, .200). Dunks (112): G. Hill 33; T. Hill 26; Laettner 21; Davis 19; Lang 8; Palmer 6. Charges Taken (71): Davis 16; Palmer 14; Hurley 12; T. Hill 10; Laettner 5; Lang 5; McCaffrey 4; G. Hill 2; Koubek 2; Buckley 1.

1990-91 RESULTS

Date	Opponent	Rank	Site	Result
N 14	Marquette	6	- H1	W 87 74
N 16	Boston College	6	- H1	W 100 76
N 21	Arkansas	6	2 N1	L 88 98
N 23	Notre Dame	6	- N1	W 85 77
N 26	East Carolina	6	- H	W 125 82
D 1	Charlotte	8	- H	W 111 94
D 5	Georgetown	5	6 A1	L 74 79
D 8	Michigan	5	- H	W 75 68
D 19	Harvard	9	- A	W 103 61
D 22	Oklahoma	9	11 A	W 90 85
D 29	Lehigh	8	- H	W 97 67
J 2	Boston	8	- H	W 109 55
J 5	Virginia	8	18 A	L 64 81
J 9	Georgia Tech	14	24 H	W 98 57
J 12	Maryland	14	- A	W 94 78
J 14	Wake Forest	14	- H	W 89 67
J 16	The Citadel	12	- A	W 83 50
J 19	North Carolina	12	5 H	W 74 60
J 23	NC State	9	- A	L 89 95
J 26	Clemson	9	- A	W 99 70
J 30	Georgia Tech	7	23 A	W 77 75
F 2	Notre Dame	7	- A	W 90 77
F 7	Virginia	6	11 H	W 86 74
F 9	Maryland	6	- H	W 101 81
F 10	Louisiana State	6	19 H	W 88 70
F 13	Davidson	5	- H	W 74 39
F 16	Wake Forest	5	- A	L 77 86
F 20	NC State	7	- H	W 72 65
F 24	Arizona	20T	7 9 A	L 96 103
F 27	Clemson	8	- H	W 79 62
M 3	North Carolina	8	4 A	W 83 77
M 9	NC State	6	- N2	W 93 72
M 10	North Carolina	6	7 N2	L 74 96
M 14	Louisiana-Monroe	6	- N3	W 102 73
M 16	Iowa	6	- N3	W 85 70
M 22	Connecticut	6	- N4	W 81 67
M 24	St. John's	6	20 N4	W 78 61
M 30	UNLV	6	1 N5	W 79 77
A 1	Kansas	6	12 N5	W 72 65

HI - Preseason NIT, Cameron Indoor Stadium, Durham, N.C.
 NI - Preseason NIT, Madison Square Garden, New York, N.Y.
 A1 - ACC/Big East Challenge, Capital Centre, Landover, Md.
 N2 - ACC Tournament, Charlotte Coliseum, Charlotte, N.C.
 N3 - NCAA Tournament, Metrodome, Minneapolis, Minn.
 N4 - NCAA Tournament, Pontiac Silverdome, Pontiac, Mich.
 N5 - NCAA Final Four, RCA Dome, Indianapolis, Ind.

HONORS & AWARDS

GRANT HILL

- First Team Freshman All-America (Basketball Times)
- Third Team Freshman All-America (Basketball Weekly)
- ACC All-Freshman
- ACC All-Tournament (second team)

THOMAS HILL

- Third Team All-ACC
- All-Region (Basketball Times)
- NCAA Midwest Region All-Tournament Team

BOBBY HURLEY

- Honorable Mention All-America (AP)
- Third Team All-ACC
- All-Region (Basketball Times)
- NCAA All-Final Four Team
- NCAA Midwest Region MVP
- NCAA Midwest Region All-Tournament Team

GREG KOUBEK

- ACC All-Tournament (second team)

CHRISTIAN LAETTNER

- First Team All-America (Basketball Times, Wooden)
- Second Team All-America (AP, UPI, NABC, USBWA)
- NCAA Final Four MVP
- NCAA All-Final Four Team
- NCAA Midwest Region All-Tournament Team
- First Team All-ACC
- ACC All-Tournament (first team)
- USBWA District Player of the Year
- USBWA First Team All-District

BILL MCCAFFREY

- NCAA All-Final Four Team

MIKE KRZYZEWSKI

- National Coach of the Year (NABC)

1992 NCAA Champions

The 1991-1992 Duke men's basketball season preview began this way: "When four starters return to any college basketball team there is always cause for celebration. When the four starters return from a team that captured the national championship the year before, the possibilities seem endless."

With a roster that included ACC Athlete of the Year Christian Laettner, All-ACC guards Bobby Hurley and Thomas Hill, sophomore Grant Hill and four additional returning letterwinners, the Blue Devils were poised to defend their title.

On December 14, Duke faced future NCAA championship opponent Michigan in Ann Arbor. The Blue Devils were 6-0 heading into the night, having swept four of the five previous teams by at least a 25-point margin. After leading by as many as 17 points early in the second half, Duke came back from a two-point deficit when Hurley scored five points in the last two minutes of play to secure an 88-85 victory.

The ACC season started strong, with solid victories over Virginia, Florida State, Maryland, Georgia Tech and N.C. State.

On February 1, 1992, Duke celebrated its 500th win in Cameron Indoor Stadium with a 100-71 blowout against Notre Dame.

The first real challenge of the ACC season came against perennial rival North Carolina on its home court in Chapel Hill. Hurley broke his foot midway through the first half, but played anyway as the ninth-ranked Tar Heels posted a 75-73 upset victory over top-ranked Duke.

As tournament time approached, Duke had only suffered two losses: one to North Carolina and a second against Wake Forest in late February.

Laettner and Brian Davis had won just about every prize imaginable in their four-year Duke careers except one, the ACC championship. Duke recorded wins over Maryland and Georgia Tech to reach the finals. The Blue Devils registered a crushing 94-74 defeat of North Carolina in the 1992 ACC final that brought redemption after the previous year's 22-point loss to UNC in the same game. Laettner left nothing to chance with 25 points, 10 rebounds and seven steals. Five others hit double-figures, including Grant Hill who hit all eight of his shots and added seven assists.

With eight straight trips to NAAs, Final Four berths every year but one since 1986, and the 1991 title securely under its belt, the 1992 Duke squad was looking to make history when it opened the tournament on March 19.

Duke, the top-seed in the East Regional, posted wins over Campbell, Iowa and Seton Hall to reach the Elite Eight.

The Blue Devils' Elite Eight matchup against Kentucky on March 28, 1992, saw two of the most famed programs in basketball history take aim at each other. Kentucky did everything possible to dethrone the champions and appeared to have Duke right where it wanted it with 2.1 seconds to play in overtime after Sean Woods drove by Hurley and banked in a one-handed shot over Laettner for a one-point lead.

Then, in a season equally filled with magical moments and overwhelming adversity, a miracle took place. Grant Hill flung the undefended inbounds pass to Laettner who leaped to catch the ball over John Pelphrey and Deron Feldhaus. Time seemed to stand still as Laettner faked to his right, turned to his left and lofted an 18-footer that found nothing but net as time expired. The Spectrum crowd erupted as the Duke players jumped on Laettner to celebrate another trip to the Final Four and a 104-103 victory over Kentucky.

Up next was Indiana, an intriguing matchup between the two winningest programs in NCAA Tournament history. The beginning of the second half, which began with Duke trailing by five points, 42-37, turned into one of Duke's finest moments of the season. The Blue Devils reeled off 13 straight points and then made it a 21-3 surge to open the first 10 minutes of the frame to make the score 58-45 in favor of Duke. Free throws by Antonio Lang and Cherokee Parks closed out the 81-78 victory as the Blue Devils headed to the NCAA championship game for the third consecutive season.

The billing Michigan and Duke had entering the Metrodome on April 6th to decide the national champion read: "The Fab Five meets The Victory Tour."

Grant Hill made his first start since February when he was inserted for an injured Davis, scoring 18 points and grabbing 10 rebounds as Duke stumbled out of the blocks but hung tough in trailing by just one at the half, 31-30. The Blue Devils turned up the defensive pressure in the second frame, forcing Michigan into 29 percent shooting from the field and just 20 second-half points.

With 13.5 seconds remaining and a comfortable 20-point cushion, Coach K gave his starters one last curtain call to an incredible season-long journey. A roar echoed through the dome as players exchanged high-fives and hugs to start the celebration of the 71-51 victory.

RECORD: 34-2; HOME: 13-0; AWAY: 11-2; NEUTRAL: 10-0

Player	G	MP	FG-FGA	Pct	FT-FTA	Pct	Reb-Avg	PF-DQ	Ast	TO	BS	St	Pts-Avg
*Laettner	35	1,128	254-442	.575	189-232	.815	275-7.9	90-1	69	116	32	74	751-21.5
*T. Hill	36	1,102	196-367	.534	96-125	.768	121-3.4	75-1	54	50	16	60	525-14.6
*G. Hill	33	1,000	182-298	.611	99-135	.733	187-5.7	91-2	134	80	27	39	463-14.0
*Hurley	31	1,043	123-284	.433	105-133	.789	62-2.0	64-1	237	109	1	35	410-13.2
*Davis	36	1,111	140-291	.481	114-154	.740	163-4.5	82-4	69	53	9	42	402-11.2
Lang	34	763	77-137	.562	65-99	.657	139-4.1	87-1	23	43	10	20	219-6.4
Parks	34	435	60-105	.571	50-69	.725	81-2.4	57-0	13	30	35	5	170-5.0
Clark	34	268	33-61	.541	21-27	.778	27-0.8	26-0	22	21	4	7	99-2.9
Meek	25	143	22-38	.579	18-36	.500	30-1.2	18-1	5	6	5	3	62-2.5
Blakeney	29	175	13-23	.565	13-20	.650	24-0.8	10-0	17	17	0	7	40-1.4
Ast	14	44	5-12	.417	6-9	.667	14-1.0	6-0	2	4	1	1	16-1.1
Burt	19	38	3-11	.273	4-4	1.000	2-0.1	3-0	8	4	1	1	10-0.5
Team	-	-	-	-	-	-	105-2.9	-	-	-	-	-	-
Duke	36	7,250	1,108-2,069	.536	780-1,043	.748	1,229-34.1	609-11	653	533	141	294	3,167-88.0
Opps	36	7,250	1,033-2,213	.467	379-583	.650	1,129-31.4	837-na	557	639	115	232	2,615-72.6

• **Three-Point Field Goals (171-394, .434):** Hurley (59-140, .421); Laettner (54-97, .557); T. Hill (37-91, .407); Clark (12-18, .667); Davis (8-39, .205); Blakeney (1-4, .250); G. Hill (0-1, .000); Ast (0-4, .000). **Dunks (146):** G. Hill 48; T. Hill 25; Laettner 21; Davis 18; Lang 16; Parks 12; Clark 4; Meek 2. **Charges Taken (48):** Davis 9; Laettner 8; Lang 7; G. Hill 7; T. Hill 6; Hurley 5; Clark 2; Meek 2; Parks 2.

1991-92 RESULTS

Date	Opponent	Rank	Site	Result
N 25	East Carolina	1 -	H	W 103 75
N 30	Harvard	1 -	H	W 118 65
D 5	St. John's	1 7	N1	W 91 81
D 7	Canisius	1 -	A1	W 96 60
D 14	Michigan	10T 1 18	A	W 88 85
D 30	William & Mary	1 -	H	W 97 61
J 2	Virginia	1 -	A	W 68 62
J 6	Florida State	1 -	H	W 86 70
J 8	Maryland	1 -	A	W 83 66
J 11	Georgia Tech	1 14	H	W 97 84
J 15	NC State	1 -	H	W 110 75
J 18	Charlotte	1 18	H	W 104 82
J 21	Boston	1 -	A	W 95 85
J 25	Wake Forest	1 -	H	W 84 68
J 27	Clemson	1 -	H	W 112 73
J 30	Florida State	1 23	A	W 75 62
F 1	Notre Dame	1 -	H	W 100 71
F 5	North Carolina	1 9	A	L 73 75
F 8	Louisiana State	1 22	A	W 77 67
F 12	Georgia Tech	1 -	A	W 71 62
F 16	NC State	1 -	A	W 71 63
F 20	Maryland	1 -	H	W 91 89
F 23	Wake Forest	1 -	A	L 68 72
F 26	Virginia	1 -	H	W 76 67
M 1	UCLA	1 4	A	W 75 65
M 4	Clemson	1 -	A	W 98 97
M 8	North Carolina	1 16	H	W 89 77
M 13	Maryland	1 -	N2	W 94 87
M 14	Georgia Tech	1 -	N2	W 89 76
M 15	North Carolina	1 20	N2	W 94 74
M 19	Campbell	1 -	N3	W 82 56
M 21	Iowa	1 -	N3	W 75 62
M 26	Seton Hall	1 19	N4	W 81 69
M 28	Kentucky	10T 1 6	N4	W 104 103
A 4	Indiana	1 5	N5	W 81 78
A 6	Michigan	1 15	N5	W 71 51

N1 - ACC/Big East Challenge, Greensboro Coliseum, Greensboro, N.C.
A1 - Memorial Auditorium, Buffalo, NY.
N2 - ACC Tournament, Charlotte Coliseum, Charlotte, N.C.
N3 - NCAA Tournament, Greensboro Col., Greensboro, N.C.
N4 - NCAA Tournament, The Spectrum, Philadelphia, Pa.
N5 - NCAA Final Four - Metrodome, Minneapolis, Minn.

HONORS & AWARDS

BRIAN DAVIS

- ACC All-Tournament (first team)

GRANT HILL

- Second Team All-America (UPI)
- Honorable Mention All-America (AP)
- NCAA All-Final Four Team
- Second Team All-ACC
- ACC All-Tournament (second team)

THOMAS HILL

- Third Team All-ACC

BOBBY HURLEY

- National Player of the Year finalist (Wooden, Eastman)
- First Team All-America (NABC, Wooden)
- Second Team All-America (Basketball Times)
- Third Team All-America (AP, UPI, Basketball Weekly)
- NCAA Final Four MVP
- NCAA East Region All-Tournament Team
- Second Team All-ACC
- ACC All-Tournament (first team)
- USBWA First Team All-District

CHRISTIAN LAETTNER

- National Player of the Year (unanimous)
- First Team All-America (unanimous)
- All-Final Four Team
- East Region MVP
- ACC Player of the Year
- First Team All-ACC
- ACC Tournament MVP
- ACC All-Tournament (first team)
- USBWA District Player of the Year

MIKE KRZYZEWSKI

- National Coach of the Year (Sporting News, Naismith)
- USBWA District Coach of the Year

2001 NCAA Champions

The story of the 2001 championship season began in the spring and summer of 1999. After losing in the 1999 NCAA Final, Duke lost four of its superstars to the NBA, which seemingly depleted the team. But after a successful 2000 campaign, which saw the Blue Devils win the ACC Championship, the team returned in the fall of 2001 ready to go all the way.

The Blue Devils started off the season hot by winning the Preseason NIT. In the process, Coach K picked up his 500th win at Duke by knocking off Villanova at home. After that game, the Cameron Indoor Stadium floor was officially renamed Coach K Court. Throughout November and December the team continued to roll. The three-point shot proved to be extremely valuable as on any given possession guards Jason Williams and Chris Duhon, or forwards Shane Battier, Mike Dunleavy, and Nate James, could knock down long range jumpers.

In the last game before Christmas break, Duke lined up against Stanford. After leading the whole game, however, the Blue Devils missed free throws in the final seconds. Stanford came down and banked in the winning shot.

After the break, Duke rattled off nine straight wins, including victories over four ranked teams. In that stretch was one of the great games in Duke history. Playing against Maryland at College Park, the Blue Devils found themselves down 89-77 with 1:05 to go in the game. However, James and Williams outscored Maryland 13-1 to send the game to overtime. In the extra session, Battier took over, scoring Duke's last six points and blocking a game-tying shot at the buzzer.

Duke lost its first ACC game of the year against North Carolina, but rebounded and rolled over the next three ACC opponents before losing at the buzzer in Virginia.

Duke's victory over Georgia Tech on Feb. 21 featured the retirement of Battier's #31 jersey. The next game at Wake Forest was special as well, as Duhon came back from an injury in the first half to knock down the game winning shot at the buzzer.

Duke's final home game saw a Maryland team looking for a settling of scores after the Blue Devils' last-minute antics in College Park. Duke led 60-51 with 15:30 left in the second half, but with just under 10 minutes remaining, Boozer fractured his right foot and Duke watched as Maryland posted a 91-80 win on senior day.

In the season finale in Chapel Hill, the Blue Devils came out firing as their new offense surprised UNC. With Duhon and sophomore Casey Sanders now starting, the Devils ran North Carolina into the ground, 95-85.

In the ACC Tournament, Duke ran over NC State to set up a third meeting with Maryland. At the end of another intense game, James' tap-in at the buzzer gave Duke an 84-82 win. The Blue Devils headed to the finals to face North Carolina once again. In a repeat performance, Duke took a 50-30 halftime lead and ran away with a victory and the ACC Championship.

The NCAA Tournament campaign started out well as the Blue Devils easily rolled over Monmouth and topped a Missouri team coached by former Blue Devil star Quin Snyder.

As Duke moved onto the Sweet 16 in Philadelphia to play UCLA, the whole team was back in action. A recovered Boozer came in during the first half and helped spark a 12-0 run. In the second half, Williams scored 19 straight points for the Blue Devils to propel the team to a tough 76-63 victory.

Facing USC in the regional final game, Duhon's clutch three-point shooting in the second half proved to be the key as Duke moved on to the Final Four, beating the Trojans 79-69.

The stage was set in Minneapolis for Duke to battle the Terrapins for the fourth time in a little over two months. Duke trailed by as many as 22 points in the first half before shaking off an 11-point deficit at halftime to complete the biggest comeback in NCAA Tournament semifinal history. Duke took the lead with Williams' three-pointer, 73-72, with under seven minutes to go in the game, closing out the game 95-84 to advance to the title game.

Only one game remained. Inside the Metrodome on April 2, Duke took on fifth-ranked Arizona. The game was a back-and-forth affair throughout, with Duke riding the all-around play of Battier and three-point shooting of Dunleavy for an 82-72 victory.

Battier played all 40 minutes, scoring 18 points, grabbing 11 rebounds and handing out six assists. Dunleavy led Duke with 21 points, including a career-high five three-pointers, while Boozer registered a double-double with 12 points and 12 rebounds.

With its 82-72 victory, Duke became the first No.1 ranked team to win the national championship since UCLA in 1995.

RECORD: 35-4; HOME: 13-2; AWAY: 8-1; NEUTRAL: 14-1

Player	G	MP	FG-FGA	Pct	FT-FTA	Pct	Reb-Avg	PF-DO	Ast	TO	BS	St	Pts-Avg
*Williams	39	1,240	285-603	.473	139-211	.659	128-3.3	87-0	237	154	5	78	841-21.6
*Battier	39	1,363	251-533	.471	152-191	.796	285-7.3	80-3	72	60	88	82	778-19.9
*Boozer	32	820	160-265	.604	105-146	.719	208-6.5	91-2	40	38	28	28	425-13.3
*Dunleavy	39	1,137	184-388	.474	68-98	.694	222-5.7	81-1	103	80	15	53	493-12.6
*James	39	1,085	161-326	.494	115-144	.799	202-5.2	78-0	42	63	8	62	480-12.3
Duhon	39	1,085	92-217	.424	52-80	.650	124-3.2	65-0	174	61	1	77	280-7.2
Sweet	7	79	13-27	.481	2-6	.333	18-2.6	6-0	4	4	1	6	29-4.1
Horvath	6	54	7-23	.304	1-1	1.000	14-2.3	7-0	3	5	3	2	17-2.8
Sanders	35	373	28-60	.467	31-60	.517	63-1.8	72-2	7	21	32	3	87-2.5
Christen.	30	253	17-29	.586	14-32	.438	70-2.3	62-3	3	16	8	10	48-1.6
Love	21	130	9-17	.529	10-17	.588	33-1.6	21-1	2	6	6	4	28-1.3
Simpson	22	32	6-18	.333	5-8	.625	11-0.5	2-0	4	6	0	1	20-0.9
Borman	7	17	2-5	.400	1-1	1.000	2-0.3	1-0	1	2	0	0	6-0.9
Buckner	23	83	2-12	.167	1-4	.250	10-0.4	5-0	7	14	1	5	5-0.2
Caldbeck	13	35	0-7	.000	1-3	.333	7-0.5	1-0	2	0	0	0	1-0.1
Team	-	-	-	-	-	-	108-2.8	-	-	1	-	-	-
Duke	39	7,825	1,217-2,530	.481	697-1,002	.696	1,505-38.6	659-12	701	531	196	411	3,538-90.7
Opps	39	7,825	1,028-2,471	.416	487-701	.695	1,461-37.5	848-na	517	752	117	282	2,750-70.5

• **Three-Point Field Goals (407-1057, .385):** Williams (132-309, .427); Battier (124-296, .419); Dunleavy (57-153, .373); Duhon (44-122, .361); James (43-137, .314); Simpson (3-10, .300); Horvath (2-12, .167); Borman (1-3, .333); Sweet (1-5, .200); Love (0-1, .000); Buckner (0-3, .000); Caldbeck (0-6, .000). **Dunks (130):** Boozer 35; James 24; Williams 18; Battier 16; Dunleavy 13; Sanders 10; Christensen 6; Duhon 5; Love 3; Sweet 1. **Charges Taken (58):** Battier 26; Williams 9; Dunleavy 8; James 5; Boozer 3; Duhon 2; Sanders 2; Horvath 1; Love 1; Sweet 1. **Forced Five-Second Calls (7):** Duhon 4; Williams 2; Battier 1.

2000-01 RESULTS

Date	Opponent	Rank	Site	Result
N 14	Princeton	2	- H	W 87 50
N 17	Villanova	2	- H	W 98 85
N 22	Texas	2	- N1	W 95 69
N 24	Temple	2	- N1	W 63 61
N 25	Army West Point	2	- H	W 91 48
N 28	Illinois	1	9 N2	W 78 77
D 2	Temple	1	17 A	W 93 68
D 5	Davidson	1	- H	W 102 60
D 9	Michigan	1	- H	W 104 61
D 19	Portland	1	- N3	W 97 64
D 21	Stanford	1	3 N4	L 83 84
D 30	North Carolina A&T	3	- H	W 108 73
J 4	Florida State	3	- A	W 99 72
J 7	Clemson	3	- H	W 115 74
J 10	NC State	2	- A	W 84 78
J 13	Virginia	2	10 H	W 103 61
J 16	Boston College	2	25 H	W 97 75
J 20	Georgia Tech	2	- A	W 98 77
J 24	Wake Forest	2	9 H	W 85 62
J 27	Maryland	10T	2 8 A	W 98 96
F 1	North Carolina	2	4 H	L 83 85
F 4	Florida State	2	- H	W 100 58
F 7	Clemson	3	- A	W 81 64
F 11	NC State	3	- H	W 101 75
F 14	Virginia	3	12 A	L 89 91
F 18	St. John's	3	- A1	W 91 59
F 21	Georgia Tech	4	- H	W 98 54
F 24	Wake Forest	4	24 A	W 82 80
F 27	Maryland	2	16 H	L 80 91
M 4	North Carolina	2	4 A	W 95 81
M 9	NC State	3	- N5	W 76 61
M 10	Maryland	3	11 N5	W 84 82
M 11	North Carolina	3	6 N5	W 79 53
M 15	Monmouth	1	- N6	W 95 52
M 17	Missouri	1	- N6	W 94 81
M 22	UCLA	1	15 N7	W 76 63
M 24	Southern California	1	- N7	W 79 69
M 31	Maryland	1	11 N8	W 95 84
A 2	Arizona	1	5 N8	W 82 72

N1 - Preseason NIT, Madison Square Garden, New York, NY.
 N2 - ACC/Big Ten Challenge, Greensboro Coliseum, Greensboro, N.C.
 N3 - Rose Garden, Portland, Ore.
 N4 - The Coliseum in Oakland, Oakland, Calif.
 A1 - Madison Square Garden, New York, NY.
 N5 - ACC Tournament, Georgia Dome, Atlanta, Ga.
 N6 - NCAA Tournament, Greensboro Coliseum, Greensboro, N.C.
 N7 - NCAA Tournament, Wachovia Center, Philadelphia, Pa.
 N8 - NCAA Final Four, Metrodome, Minneapolis, Minn.

HONORS & AWARDS

SHANE BATTIER

- Wooden Award winner
- Naismith Award winner
- National Player of the Year (consensus)
- National Defensive Player of the Year
- Verizon Academic All-America of the Year
- First Team All-America (unanimous)
- NCAA Final Four MOP
- NCAA East Region All-Tournament Team
- ACC Co-Player of the Year
- First Team All-ACC
- ACC Tournament MVP
- ACC All-Tournament Team

CHRIS DUHON

- ACC Rookie of the Year

MIKE DUNLEAVY

- NCAA All-Final Four Team
- ACC All-Tournament Team (first team)

NATE JAMES

- Third Team All-ACC
- ACC All-Tournament Team (second team)
- ACC All-Defensive Team

JASON WILLIAMS

- National Player of the Year (NABC)
- First Team All-America (consensus)
- NCAA All-Final Four Team
- NCAA East Region MOP
- NCAA East Region All-Tournament Team
- First Team All-ACC
- ACC All-Tournament Team (first team)

MIKE KRZYZEWSKI

- 2001 Naismith Memorial Hall of Fame inductee
- Victor Award winner - National Coach of the Year

2010 NCAA Champions

The story of the 2010 championship team is one of teamwork and consistent growth. Despite returning four starters from an ACC Championship team that won 30 games a year before, the Blue Devils were often overlooked and ignored as a title contender in 2010.

A group of seniors (Jon Scheyer, Lance Thomas & Brian Zoubek) that endured a 22-11 record as freshmen, along with junior standouts Kyle Singler and Nolan Smith, set out to do something special with a group that most considered good but not great.

The Blue Devils started strong with six straight wins, including a 68-59 victory over 13th-ranked Connecticut in the championship game of the NIT Season Tip-Off. Duke outrebounded the Huskies, 56-43, in the contest with Thomas and Zoubek each grabbing 11 boards.

Duke suffered its first setback of the year, despite 28 points from Singler, on Dec. 2 at Wisconsin. The 73-69 loss was Duke's first in the ACC/Big Ten Challenge.

The team won its next seven games, with six of the victories coming by 20+ points. Duke climbed to No. 5 in the AP poll and Scheyer established himself as an All-America candidate along the way. The senior guard netted a career-high 36 points on 7-of-9 shooting from three-point distance against Gardner-Webb and totaled 31 points in a win over Iowa State in Chicago.

Duke dropped an ACC contest at No. 20 Georgia Tech despite 25 points and six assists from Scheyer before returning home to post wins over Boston College and Wake Forest.

The skeptics reemerged following another road loss for the Blue Devils, this time at the hands of N.C. State. The Wolfpack shot 58.2 percent from the field in an 88-74 victory.

Duke's road woes changed in a primetime contest at Clemson with ESPN College GameDay on site. The Blue Devils avenged a 74-47 loss in 2009 at Littlejohn with a 60-47 win over the 17th-ranked Tigers. Smith paced the team with 22 points.

Duke hit a stumbling block again in Washington, D.C., against Georgetown with President Barack Obama and Vice President Joe Biden on hand. The Hoyas dismantled the Duke defense, shooting an opponent-record 71.7 percent from the field.

Duke returned home to top 21st-ranked Georgia Tech and added road wins over Boston College and North Carolina. On Feb. 13, in his 1,000th career game at Duke, Mike Krzyzewski moved Zoubek into the starting lineup, and the senior center

responded with 16 points and a career-best 17 rebounds against the Terrapins. He followed up with a 16-rebound effort two games later and suddenly Duke had an interior toughness to go with the NCAA's highest-scoring trio in Scheyer, Singler and Smith.

Duke entered March ranked fourth in the polls with a 25-4 record. On senior night at Maryland, it took a few unfortunate bounces and a clutch performance by Greivis Vasquez to snap the Blue Devils' four-game road win streak and an eight-game win streak overall.

The Blue Devils put everything together in their next game, an 82-50 dismantling of North Carolina. Scheyer, Singler and Smith combined for 65 points and Duke jumped out to a 53-26 halftime lead. The Tar Heels had 15 turnovers and made just 16 field goals in the contest.

In the ACC Tournament, Duke posted wins over Virginia and Miami to reach the championship game. Tournament MOP Singler went 14-of-16 from the foul line, and Scheyer hit a clutch three-point field goal in the final 30 seconds to secure a 65-61 victory over Georgia Tech and Duke's ninth ACC title in the last 12 years.

The Blue Devils grabbed a No. 1 seed in the NCAA Tournament for the 11th time in school history and advanced through Jacksonville by handily defeating Arkansas-Pine Bluff and California. Duke then posted a hard-fought, 70-57, win over Purdue as Singler netted 24 points and the Blue Devils posted a +21 rebound margin for the game. Left standing in the way of the program's first Final Four appearance since 2004 was Baylor. Duke trailed at the half but used timely three-point shooting and 23 offensive rebounds to claim a 78-71 victory. Smith scored a career-high 29 points in the win.

Duke returned to Indianapolis, the site of its first NCAA title, to face West Virginia in the Final Four. The big three combined for 63 points as the Blue Devils shot 52.7 percent from the field in a 78-57 dismantling of the Mountaineers.

The title game pitted Duke against hometown Butler and its 25-game win streak. The seesaw battle came down to the final seconds with the outcoming hanging in the balance until a halfcourt shot caromed off the rim at the buzzer giving the Blue Devils a 61-59 victory and the program's fourth NCAA title. Singler, the Final Four MVP, led the way with 19 points, while Zoubek added 10 rebounds.

With the win in the title game, Krzyzewski's team completed its climb from good to very good to great.

2009-10 RESULTS

Date	Opponent	Rank	Site	Result
N 13	UNC Greensboro	9	- H	W 96 62
N 16	Coastal Carolina	9	- H1	W 74 49
N 17	Charlotte	9	- H1	W 101 59
N 21	Radford	9	- H	W 104 67
N 25	Arizona State	7	- N1	W 64 53
N 27	Connecticut	7	13 N1	W 68 59
D 2	Wisconsin	6	- A1	L 69 73
D 5	St. John's	6	- H	W 80 71
D 15	Gardner-Webb	7	- H	W 113 68
D 19	Gonzaga	7	15 N2	W 76 41
D 29	Long Beach State	7	- H	W 84 63
D 31	Pennsylvania	7	- H	W 114 55
J 3	Clemson	7	21 H	W 74 53
J 6	Iowa State	5	- N3	W 86 65
J 9	Georgia Tech	5	20 A	L 67 71
J 13	Boston College	8	- H	W 79 59
J 17	Wake Forest	8	- H	W 90 70
J 20	NC State	7	- A	L 74 88
J 23	Clemson	7	17 A	W 60 47
J 27	Florida State	8	- H	W 70 56
J 30	Georgetown	8	7 A	L 77 89
F 4	Georgia Tech	10	21 H	W 86 67
F 6	Boston College	10	- A	W 66 63
F 10	North Carolina	8	- A	W 64 54
F 13	Maryland	8	- H	W 77 56
F 17	Miami	6	- A	W 81 74
F 21	Virginia Tech	6	- H	W 67 55
F 25	Tulsa	5	- H	W 70 52
F 28	Virginia	5	- A	W 67 49
M 3	Maryland	4	22 A	L 72 79
M 6	North Carolina	4	- H	W 82 50
M 12	Virginia	4	- N4	W 57 46
M 13	Miami	4	- N4	W 77 74
M 14	Georgia Tech	4	- N4	W 65 61
M 19	Arkansas-Pine Bluff	3	- N5	W 73 44
M 21	California	3	- N5	W 68 53
M 26	Purdue	3	10 N6	W 70 57
M 28	Baylor	3	19 N6	W 78 71
A 3	West Virginia	3	6 N7	W 78 57
A 5	Butler	3	11 N7	W 61 59

H1 - NIT Season Tip-Off
N1 - NIT Season Tip-Off, Madison Square Garden, New York, NY.
A1 - ACC/Big Ten Challenge
N2 - Madison Square Garden, New York, NY.
N3 - United Center, Chicago, Ill.
N4 - ACC Tournament, Greensboro Coliseum, Greensboro, N.C.
N5 - NCAA Tournament, Veterans Memorial Arena, Jacksonville, Fla.
N6 - NCAA Tournament, Reliant Stadium, Houston, Texas
N7 - NCAA Final Four, Lucas Oil Stadium, Indianapolis, Ind.

HONORS & AWARDS

- RYAN KELLY**
- ACC All-Academic Team
- JON SCHEYER**
- NCAA All-Final Four Team
 - NCAA South Region All-Tournament Team
 - Consensus Second Team All-America
 - ACC All-Tournament (first team)
 - First Team All-ACC (unanimous)
 - NIT Season Tip-Off Most Outstanding Player
 - ACC Player of the Week (Nov. 30, Dec. 21, Feb. 15)
- KYLE SINGLER**
- NCAA Final Four MOP
 - ACC Tournament MVP
 - First Team All-ACC
- NOLAN SMITH**
- NCAA All-Final Four Team
 - NCAA Tournament South Region MOP
 - ACC All-Tournament (first team)
 - Second Team All-ACC
 - NIT Season Tip-Off all-tournament Team
 - ACC Player of the Week (Nov. 23)
- LANCE THOMAS**
- ACC All-Defensive Team (media)
 - ACC All-Defensive Team (coaches)
- BRIAN ZOUBEK**
- ACC All-Academic Team

RECORD: 35-5; HOME: 17-0; AWAY: 5-5; NEUTRAL: 13-0

Player	G	MP	FG-FGA	Pct	FT-FTA	Pct	Reb-Avg	PF-DO	Ast	TO	BS	St	Pts-Avg
*Scheyer	40	1,470	212-531	.399	194-221	.878	144-3.6	54-0	194	65	10	65	728-18.2
*Singler	40	1,436	228-550	.415	166-208	.798	280-7.0	86-1	96	79	32	41	707-17.7
*Smith	38	1,349	239-542	.441	122-159	.767	106-2.8	66-0	114	69	9	45	660-17.4
Zoubek	40	746	90-141	.638	43-78	.551	309-7.7	138-8	39	48	31	27	223-5.6
*Mi. Plumlee	40	654	83-148	.561	39-59	.661	197-4.9	103-3	12	43	26	20	206-5.2
*Thomas	40	1,013	68-155	.439	55-74	.743	194-4.9	121-4	36	61	8	24	191-4.8
Dawkins	38	477	54-136	.397	25-34	.735	43-1.1	36-1	13	15	2	11	169-4.4
Ma. Plumlee	34	480	49-106	.462	25-46	.543	105-3.1	73-1	30	32	30	18	125-3.7
Czyz	6	61	7-12	.583	0-0	.000	12-2.0	4-0	5	3	0	2	15-2.5
Kelly	35	227	16-45	.356	4-6	.667	38-1.1	34-0	13	8	14	8	41-1.2
Davidson	21	55	1-5	.200	6-10	.600	5-0.2	6-0	3	3	0	1	9-0.4
Johnson	14	24	1-3	.333	3-4	.750	3-0.2	0-0	0	0	0	2	5-0.4
Peters	7	8	0-0	.000	0-0	.000	1-0.1	0-0	0	1	0	0	0-0.0
Zafirovski	0	0	0-0	.000	0-0	.000	0-0.0	0-0	0	0	0	0	0-0.0
Team	-	-	-	-	-	-	123-3.2	-	-	12	-	-	-
Duke	40	8,000	1,048-2,374	.441	682-899	.759	1,560-39.0	721-18	555	439	162	264	3,079-77.0
Opps	40	8,000	883-2,202	.401	515-749	.688	1,310-32.8	781-17	432	566	155	210	2,439-61.0

• **Three-Point Field Goals (301-782, .385):** Scheyer (110-287, .383), Singler (85-213, .399), Smith (60-153, .392), Dawkins (36-95, .379), Kelly (5-19, .263), Ma. Plumlee (2-8, .250), Mi. Plumlee (1-1, 1.000), Davidson (1-2, .500), Czyz (1-4, .250). **Dunks (86):** Mi. Plumlee 33, Ma. Plumlee 24, Smith 9, Thomas 7, Singler 4, Czyz 3, Kelly 2, Zoubek 2, Dawkins 2. **Charges Taken (54):** Thomas 16, Zoubek 16, Singler 7, Scheyer 6, Kelly 4, Smith 4, Mi. Plumlee 1. **Forced Five-Second Calls (3):** Smith 2, TEAM 1.

2015 NCAA Champions

The 2014-15 campaign served as a redemptive year for the Blue Devils. After an early exit from the NCAA Tournament the previous season, Duke welcomed an impressive foursome of freshmen (Grayson Allen, Tyus Jones, Jahliil Okafor and Justise Winslow) to Durham to help bolster a lineup that included senior leader Quinn Cook. The Blue Devils showcased unparalleled maturity and focus that was evident from the outset.

Duke opened the season with victories in its first 14 games, including 10-point wins over No. 19 Michigan State (81-71) and No. 2 Wisconsin (80-70). In both matchups, fans saw their first glimpse of a reoccurring theme throughout the year - Tyus Jones performing when the pressure was greatest. He helped put the game out of reach in Duke's games against the Spartans and Badgers, scoring 17 second-half points against Michigan State and netting a team-high 22 points on 7-of-11 shooting versus Wisconsin.

Duke suffered its initial two setbacks of the season against NC State and Miami. The first of Duke's four losses took place in Raleigh, N.C., where the Blue Devils were unable to defend the perimeter against a locked-in Wolfpack squad, surrendering 10 three-point field goals en route to an 87-75 loss. After returning home to Cameron, Duke looked to right the ship against Miami, but the Hurricanes had other plans as the Blue Devils' 41-game home court win streak came to an end with an 87-75 defeat. Duke's perimeter defense once again struggled, as Miami connected on 10-of-20 three-point attempts.

In a significant defensive shift, the Blue Devils transitioned to a zone defense against No. 6 Louisville, holding the Cardinals to just 18-of-61 shooting, the lowest field goal percentage by a Duke opponent all season. Offensively, Duke relied on team captain Amile Jefferson, who netted a career-high 19 points on 6-of-7 shooting.

Duke returned to Durham and downed Pittsburgh, 79-65, bringing head coach Mike Krzyzewski's all-time career wins total within one victory of 1,000. A win against St. John's in one of the most historic arenas in basketball, Madison Square Garden, would clinch the achievement for Krzyzewski.

Duke trailed at the break against St. John's, but a second-half push, fueled by 13 points from Tyus Jones, helped give the Blue Devils a 77-68 win and Krzyzewski his 1,000th victory.

The young Duke team once again bounced back from a loss at No. 8 Notre Dame with a road win against a top-10 opponent. While competing on College GameDay, the Blue Devils dropped No. 2 Virginia, 69-63, thanks to timely three-point shooting and a combination of man-to-man and zone defense. Five three-point field goals over the final five minutes gave Duke its third road win over a top-10 opponent, the first time in program history such a feat was achieved.

Duke concluded the regular season on an 11-game winning streak. During the stretch, Duke shot 81.0 percent to rout 10th-ranked Notre Dame at home by 30 points, tying for the best first-half shooting performance in program history. Matt Jones hit 5-of-7 field goal attempts to net 15 of his 17 points in the first half.

Duke produced a thrilling two-point overtime victory over No. 15 North Carolina in its following home game, as Tyus Jones scored the final nine points in regulation to force overtime against the Tar Heels. He joined Cook in scoring a game-high 22 points, while shooting a combined 57.1 percent from beyond the arc in the process.

The Blue Devils would conclude regular-season ACC play with a 15-3 mark after defeating North Carolina, 84-77, in the Dean Dome. Tyus Jones put together a well-rounded game, scoring 24 points, six rebounds and seven assists en route to becoming the first Duke freshman in program history to register at least 20 points, five rebounds and five assists in his first two games against the Tar Heels.

Duke went into the ACC Tournament ranked No. 2 nationally and on an 11-game win streak, which was extended to 12 games after the Blue Devils defeated NC State, 77-53. Notre Dame defeated Duke, 74-64, in the ACC Tournament semifinals.

Duke garnered its 13th No. 1 seed in the NCAA Tournament. After advancing through the second and third rounds with wins over Robert Morris and San Diego State in Charlotte, the Blue Devils traveled to Houston, where they outlasted Utah in a low-scoring affair and defeated Gonzaga to earn their 16th appearance in the Final Four.

An early onslaught from 23rd-ranked Michigan State set Duke behind by eight points before the first media timeout, but the Blue Devils went on a 23-6 run of their own in a Final Four matchup. Winslow's team-high 19 points helped bypass the Spartans, 81-61, in Indianapolis, Ind., the site of Duke's 1991 and 2010 national titles.

In the national championship game, Duke faced No. 3 Wisconsin. Tyus Jones garnered Final Four Most Outstanding Player honors, the first freshman ever to earn the honor, after scoring a game-high 23 points. He was joined by fellow freshmen Allen (16), Okafor (10) and Winslow (11) in scoring 60 of the team's 68 total points, the most by a group of freshmen in a national championship game.

RECORD: 35-4; HOME: 15-1; AWAY: 9-2; NEUTRAL: 11-1

Player	G	MP	FG-FGA	Pct	FT-FTA	Pct	Reb-Avg	PF-DO	Ast	TO	BS	St	Pts-Avg
*Okafor	38	1,143	279-420	.664	99-194	.510	322-8.5	81-0	49	95	54	29	657-17.3
*Cook	39	1,396	199-439	.453	98-110	.891	131-3.4	76-0	103	47	1	39	598-15.3
*Winslow	39	1,135	173-356	.486	100-156	.641	252-6.5	108-5	82	71	34	52	492-12.6
*T. Jones	39	1,322	135-324	.417	144-162	.889	137-3.5	46-0	217	76	3	59	461-11.8
*Jefferson	39	831	94-149	.631	51-92	.554	226-5.8	76-0	33	41	26	22	239-6.1
M. Jones	39	847	84-205	.410	25-35	.714	91-2.3	66-0	39	29	3	37	234-6.0
Allen	35	322	45-106	.425	45-53	.849	35-1.0	42-2	14	15	5	10	153-4.4
Plumlee	39	375	32-42	.762	22-31	.710	92-2.4	58-0	12	14	22	8	87-2.2
Pagliuca	11	18	1-5	.200	0-0	.000	4-0.4	4-0	1	0	0	0	3-0.3
Kelly	10	12	0-1	.000	0-0	.000	0-0.0	0-0	2	0	0	0	0-0.0
Team	-	-	-	-	-	-	92-2.4	-	-	7	-	-	-
Duke	39	7,850	1,099-2,191	.502	610-873	.699	1,436-36.8	607-7	588	421	149	278	3,091-79.3
Opps	39	7,850	962-2,281	.422	379-548	.692	1,227-31.5	741-0	452	481	121	216	2,502-64.2

• **Three-Point Field Goals (283-732, .387):** Cook (102-258, .385), T. Jones (47-124, .379), Winslow (46-110, .418), M. Jones (41-109, .376), Allen (18-52, .346), Plumlee (1-1, 1.000), Pagliuca (1-4, .250). **Dunks (124):** Okafor 64, Winslow 24, Plumlee 18, Jefferson 10, Allen 5.

Charges Taken (30): T. Jones 11, Winslow 8, Jefferson 5, M. Jones 3. **Forced Five-Second Calls (4):** Cook 2, T. Jones 1, TEAM 1.

2014-15 RESULTS

Date	Opponent	Rank	Site	Result
N 14	Presbyterian	4	H1	W 113 44
N 15	Fairfield	4	H1	W 109 59
N 18	Michigan State	4	N1	W 81 71
N 21	Temple	4	N2	W 74 54
N 22	Stanford	4	N2	W 70 59
N 26	Furman	4	H	W 93 54
N 30	Army West Point	4	H	W 93 73
D 3	Wisconsin	4	A1	W 80 70
D 15	Elon	2	H	W 75 62
D 18	Connecticut	2	N3	W 66 56
D 29	Toledo	2	H	W 86 69
D 31	Wofford	2	H	W 84 55
J 3	Boston College	2	H	W 85 62
J 7	Wake Forest	2	A	W 73 65
J 11	NC State	2	A	L 75 87
J 13	Miami	4	H	L 74 90
J 17	Louisville	4	A	W 63 52
J 19	Pittsburgh	5	H	W 79 65
J 25	St. John's	5	A2	W 77 68
J 28	Notre Dame	4	A	L 73 77
J 31	Virginia	4	A	W 69 63
F 4	Georgia Tech	4	H	W 72 66
F 7	Notre Dame	4	A	W 90 60
F 9	Florida State	4	A	W 73 70
F 14	Syracuse	4	A	W 80 72
F 18	North Carolina	10T	A	W 92 90
F 21	Clemson	4	A	W 78 56
F 25	Virginia Tech	10T	A	W 91 86
F 28	Syracuse	4	H	W 73 54
M 4	Wake Forest	3	H	W 94 51
M 7	North Carolina	3	A	W 84 77
M 12	NC State	2	N4	W 77 53
M 13	Notre Dame	2	N4	L 64 74
M 20	Robert Morris	4	N5	W 85 56
M 22	San Diego State	4	N5	W 68 49
M 27	Utah	4	N6	W 63 57
M 29	Gonzaga	4	N6	W 66 52
A 4	Michigan State	4	N7	W 81 61
A 6	Wisconsin	4	N7	W 68 63

H1 - Coaches vs. Cancer Classic

N1 - Champions Classic, Bankers Life Fieldhouse, Indianapolis, Ind.

N2 - Coaches vs. Cancer Classic, Barclays Center, Brooklyn, N.Y.

A1 - ACC/Big Ten Challenge

N3 - Izod Center, East Rutherford, N.J.

A2 - Madison Square Garden, New York, N.Y.

N4 - ACC Tournament, Greensboro Coliseum, Greensboro, N.C.

N5 - NCAA Tournament, Time Warner Cable Arena, Charlotte, N.C.

N6 - NCAA Tournament, NRG Stadium, Houston, Texas

N7 - NCAA Final Four, Lucas Oil Stadium, Indianapolis, Ind.

HONORS & AWARDS

GRAYSON ALLEN

- NCAA Final Four All-Tournament Team
- All-ACC Academic Team

QUINN COOK

- Second Team All-ACC (unanimous)
- USBWA All-District III Team
- ACC Player of the Week (Feb. 16, Feb. 23)
- Coaches vs. Cancer Tournament Most Valuable Player

MATT JONES

- NCAA South Regional All-Tournament Team

TYUS JONES

- NCAA Final Four All-Tournament Most Outstanding Player
- NCAA Final Four All-Tournament Team
- NCAA South Regional All-Tournament Most Outstanding Player
- NCAA South Regional All-Tournament Team
- Third Team All-ACC & All-ACC Freshman Team (unanimous)
- All-ACC Academic Team
- Wayman Tisdale National Freshman of the Week (Feb. 23)
- ACC Rookie of the Week (Dec. 8, Jan. 26, Feb. 23, March 8)

JAHILIL OKAFOR

- First Team All-America (unanimous)
- Wayman Tisdale Freshman of the Year
- ACC Player & Rookie of the Year
- USBWA District III Player of the Year
- First Team All-ACC (unanimous)
- All-ACC Tournament Team (second team)
- ACC Player of the Week (Jan. 5)
- ACC Rookie of the Week (Nov. 17, Nov. 24, Dec. 1, Dec. 22, Jan. 5, Jan. 12, Jan. 19, Feb. 2)

JUSTISE WINSLOW

- NCAA Final Four All-Tournament Team
- NCAA South Regional All-Tournament Team
- All-ACC Freshman Team (unanimous)
- USBWA All-District III Team
- Coaches vs. Cancer All-Tournament Team
- ACC Rookie of the Week (Feb. 9)

ACC Tournament Results

1954 | SEED: #1
 Quarterfinals 3/4 Raleigh, N.C. Virginia⁸ W 96-68 13 - Mayer
 Semifinals 3/5 Raleigh, N.C. NC State⁴ L 75-79 21 - Janicki

1955 | SEED: #2
 Quarterfinals 3/3 Raleigh, N.C. South Carolina⁷ W 83-67 18 - Lakata
 Semifinals 3/4 Raleigh, N.C. Virginia⁶ W 90-77 (ot) 34 - Mayer
 Championship 3/5 Raleigh, N.C. NC State¹ L 77-87 19 - Belmont

1956 | SEED: #4
 Quarterfinals 3/1 Raleigh, N.C. Maryland⁵ W 94-69 27 - Mayer
 Semifinals 3/2 Raleigh, N.C. NC State¹ L 79-91 22 - Mayer

1957 | SEED: #3
 Quarterfinals 3/7 Raleigh, N.C. South Carolina⁶ L 81-84 20 - Newcome

1958 | SEED: #1
 Quarterfinals 3/6 Raleigh, N.C. Wake Forest⁸ W 51-44 12 - Harris
 Semifinals 3/7 Raleigh, N.C. Maryland⁴ L 65-71 (ot) 21 - Allen

1959 | SEED: #3
 Quarterfinals 3/5 Raleigh, N.C. Wake Forest⁶ W 78-71 28 - Hurt
 Semifinals 3/6 Raleigh, N.C. North Carolina² L 71-74 21 - Youngkin

1960 | SEED: #4 | ACC CHAMPION
 Quarterfinals 3/3 Raleigh, N.C. South Carolina⁵ W 82-69 26 - Kistler
 Semifinals 3/4 Raleigh, N.C. North Carolina¹ W 71-69 30 - Youngkin
 Championship 3/5 Raleigh, N.C. Wake Forest² W 63-59 22 - Kistler

1961 | SEED: #2
 Quarterfinals 3/2 Raleigh, N.C. Virginia⁷ W 89-54 22 - Heyman
 Semifinals 3/3 Raleigh, N.C. South Carolina⁶ W 92-75 32 - Heyman
 Championship 3/4 Raleigh, N.C. Wake Forest¹ L 81-96 26 - Heyman

1962 | SEED: #2
 Quarterfinals 3/1 Raleigh, N.C. Maryland⁷ W 71-58 22 - Heyman
 Semifinals 3/2 Raleigh, N.C. Clemson⁶ L 72-77 27 - Heyman

1963 | SEED: #1 | ACC CHAMPION
 Quarterfinals 2/28 Raleigh, N.C. Virginia⁸ W 89-70 29 - Mullins
 Semifinals 3/1 Raleigh, N.C. NC State⁵ W 82-65 25 - Mullins
 Championship 3/2 Raleigh, N.C. Wake Forest² W 68-57 24 - Heyman

1964 | SEED: #1 | ACC CHAMPION
 Quarterfinals 3/5 Raleigh, N.C. NC State⁸ W 75-44 21 - Buckley
 Semifinals 3/6 Raleigh, N.C. North Carolina⁵ W 65-49 20 - Buckley
 Championship 3/7 Raleigh, N.C. Wake Forest² W 80-59 24 - Mullins

1965 | SEED: #1
 Quarterfinals 3/4 Raleigh, N.C. South Carolina⁸ W 62-60 25 - Verga
 Semifinals 3/5 Raleigh, N.C. Wake Forest⁵ W 101-81 25 - Vacendak
 Championship 3/6 Raleigh, N.C. NC State² L 85-91 25 - Verga

1966 | SEED: #1 | ACC CHAMPION
 Quarterfinals 3/3 Raleigh, N.C. Wake Forest⁸ W 103-73 29 - Verga
 Semifinals 3/4 Raleigh, N.C. North Carolina⁴ W 21-20 6 - Vacendak
 Championship 3/5 Raleigh, N.C. NC State² W 71-66 18 - Vacendak

1967 | SEED: #2
 Quarterfinals 3/9 Greensboro, N.C. Virginia⁷ W 99-78 35 - Verga
 Semifinals 3/10 Greensboro, N.C. South Carolina³ W 69-66 21 - Verga
 Championship 3/11 Greensboro, N.C. North Carolina¹ L 73-83 20 - Verga

1968 | SEED: #2
 Quarterfinals 3/7 Charlotte, N.C. Clemson⁷ W 43-40 13 - Lewis
 Semifinals 3/8 Charlotte, N.C. NC State³ L 10-12 4 - Lewis

1969 | SEED: #3
 Quarterfinals 3/6 Charlotte, N.C. Virginia⁶ W 99-86 24 - two players
 Semifinals 3/7 Charlotte, N.C. South Carolina² W 68-59 18 - Golden
 Championship 3/8 Charlotte, N.C. North Carolina¹ L 74-85 19 - Denton

1970 | SEED: #4
 Quarterfinals 3/5 Charlotte, N.C. Wake Forest⁵ L 73-81 29 - Saunders

1971 | SEED: #3
 Quarterfinals 3/11 Greensboro, N.C. NC State⁶ L 61-68 16 - Denton

1972 | SEED: #4
 Quarterfinals 3/9 Greensboro, N.C. NC State⁵ W 73-60 16 - two players
 Semifinals 3/10 Greensboro, N.C. North Carolina¹ L 48-63 13 - Melchionni

1973 | SEED: #4
 Quarterfinals 3/8 Greensboro, N.C. Virginia⁵ L 55-59 14 - Melchionni

1974 | SEED: #7
 Quarterfinals 3/7 Greensboro, N.C. Maryland² L 66-85 17 - Armstrong

1975 | SEED: #6
 Quarterfinals 3/6 Greensboro, N.C. Clemson³ L 76-78 16 - Hodge

1976 | SEED: #7
 Quarterfinals 3/4 Landover, Md. Maryland² (OT) L 78-80 33 - Armstrong

1977 | SEED: #6
 Quarterfinals 3/3 Greensboro, N.C. Clemson³ L 74-82 23 - Spanarkel

1978 | SEED: #2 | ACC CHAMPION
 Quarterfinals 3/1 Greensboro, N.C. Clemson⁷ W 83-72 22 - Dennard
 Semifinals 3/2 Greensboro, N.C. Maryland⁶ W 81-69 21 - Spanarkel
 Championship 3/4 Greensboro, N.C. Wake Forest⁵ W 85-77 25 - Gminski

1979 | SEED: #2
 Quarterfinals 3/1 Greensboro, N.C. Wake Forest⁷ W 58-56 20 - Spanarkel
 Semifinals 3/2 Greensboro, N.C. NC State⁶ W 62-59 18 - Spanarkel
 Championship 3/3 Greensboro, N.C. North Carolina¹ L 63-71 19 - Gminski

1980 | SEED: #6 | ACC CHAMPION
 Quarterfinals 2/28 Greensboro, N.C. NC State³ W 68-62 24 - Banks
 Semifinals 2/29 Greensboro, N.C. North Carolina² W 75-61 24 - Gminski
 Championship 3/1 Greensboro, N.C. Maryland¹ W 73-72 21 - Banks

1981 | SEED: #5
 Quarterfinals 3/5 Landover, Md. Maryland⁴ L 53-56 17 - Banks

1982 | SEED: #6
 Quarterfinals 3/5 Greensboro, N.C. Wake Forest³ L 53-88 17 - Taylor

1983 | SEED: #7
 Quarterfinals 3/11 Atlanta, Ga. Virginia² L 66-109 17 - Dawkins

1984 | SEED: #4
 Quarterfinals 3/9 Greensboro, N.C. Georgia Tech⁵ W 67-63 20 - Alarie
 Semifinals 3/10 Greensboro, N.C. North Carolina¹ W 77-75 21 - Alarie
 Championship 3/11 Greensboro, N.C. Maryland² L 62-74 22 - Dawkins

1985 | SEED: #4
 Quarterfinals 3/8 Atlanta, Ga. Maryland⁵ W 86-73 27 - Dawkins
 Semifinals 3/9 Atlanta, Ga. Georgia Tech¹ L 64-75 21 - Bilas

1986 | SEED: #1 | ACC CHAMPION
 Quarterfinals 3/7 Greensboro, N.C. Wake Forest⁸ W 68-60 22 - Alarie
 Semifinals 3/8 Greensboro, N.C. Virginia⁵ W 75-70 24 - Dawkins
 Championship 3/9 Greensboro, N.C. Georgia Tech² W 68-67 20 - Dawkins

1987 | SEED: #3
 Quarterfinals 3/6 Landover, Md. NC State⁶ (OT) L 64-71 20 - Ferry

1988 | SEED: #3 | ACC CHAMPION
 Quarterfinals 3/11 Greensboro, N.C. Virginia⁶ W 60-48 20 - Ferry
 Semifinals 3/12 Greensboro, N.C. NC State² W 73-71 16 - Brickey
 Championship 3/13 Greensboro, N.C. North Carolina¹ W 65-61 19 - Ferry

1989 | SEED: #2
 Quarterfinals 3/10 Atlanta, Ga. Wake Forest⁷ W 88-64 24 - Ferry
 Semifinals 3/11 Atlanta, Ga. Virginia³ W 69-58 23 - Ferry
 Championship 3/12 Atlanta, Ga. North Carolina⁴ L 74-77 16 - Henderson

1990 | SEED: #2
 Quarterfinals 3/9 Charlotte, N.C. Maryland⁷ W 104-84 24 - Henderson
 Semifinals 3/10 Charlotte, N.C. Georgia Tech³ L 72-83 29 - Laettner

1991 | Seed: #1
 Semifinals 3/9 Charlotte, N.C. NC State⁴ W 93-72 18 - two players
 Championship 3/10 Charlotte, N.C. North Carolina² L 74-96 22 - Laettner

1992 | SEED: #1 | ACC CHAMPION
 Quarterfinals 3/13 Charlotte, N.C. Maryland⁸ W 94-87 33 - Laettner
 Semifinals 3/14 Charlotte, N.C. Georgia Tech⁴ W 89-76 17 - two players
 Championship 3/15 Charlotte, N.C. North Carolina³ W 94-74 25 - Laettner

1993 | SEED: #3
 Quarterfinals 3/12 Charlotte, N.C. Georgia Tech⁶ L 66-69 17 - Hurley

1994 | SEED: #1
 Quarterfinals 3/11 Charlotte, N.C. Clemson⁸ W 77-64 23 - Hill
 Semifinals 3/12 Charlotte, N.C. Virginia⁴ L 61-66 19 - Hill

2018-19 DUKE MEN'S BASKETBALL

MEDIA GUIDE

1995 | SEED: #9

First Round	3/9	Greensboro, N.C.	NC State ⁸	W	83-70	19 - Parks
Quarterfinals	3/10	Greensboro, N.C.	Wake Forest ¹	L	70-87	18 - Meek

1996 | SEED: #4

Quarterfinals	3/8	Greensboro, N.C.	Maryland ⁵	L	69-82	21 - Price
---------------	-----	------------------	-----------------------	---	-------	------------

1997 | SEED: #1

Quarterfinals	3/7	Greensboro, N.C.	NC State ⁸	L	60-66	17 - Capel
---------------	-----	------------------	-----------------------	---	-------	------------

1998 | SEED: #1

First Round	3/5	Greensboro, N.C.	Virginia ⁹	W	63-41	14 - McLeod
Semifinals	3/7	Greensboro, N.C.	Clemson ⁵	W	66-64	17 - McLeod
Championship	3/8	Greensboro, N.C.	North Carolina ²	L	68-83	24 - McLeod

1999 | SEED: #1 | ACC CHAMPION

First Round	3/4	Charlotte, N.C.	Virginia ⁹	W	104-67	18 - Avery
Semifinals	3/6	Charlotte, N.C.	NC State ⁵	W	83-68	24 - Maggette
Championship	3/7	Charlotte, N.C.	North Carolina ³	W	96-73	29 - Avery

2000 | SEED: #1 | ACC CHAMPION

First Round	3/9	Charlotte, N.C.	Clemson ⁹	W	94-63	19 - Battier
Semifinals	3/11	Charlotte, N.C.	Wake Forest ⁵	W	82-73	18 - Battier
Championship	3/12	Charlotte, N.C.	Maryland ²	W	81-68	23 - Williams

2001 | SEED: #2 | ACC CHAMPION

Quarterfinals	3/9	Atlanta, Ga.	NC State ⁷	W	76-61	19 - Williams
Semifinals	3/10	Atlanta, Ga.	Maryland ³	W	84-82	20 - Battier
Championship	3/11	Atlanta, Ga.	North Carolina ¹	W	79-53	24 - Dunleavy

2002 | SEED: #2 | ACC CHAMPION

Quarterfinals	3/8	Charlotte, N.C.	North Carolina ⁷	W	60-48	20 - Williams
Semifinals	3/9	Charlotte, N.C.	Wake Forest ³	W	79-64	18 - Dunleavy
Championship	3/10	Charlotte, N.C.	NC State ⁴	W	91-61	26 - Boozer

2003 | SEED: #3 | ACC CHAMPION

Quarterfinals	3/14	Greensboro, N.C.	Virginia ⁶	W	83-76	32 - Ewing
Semifinals	3/15	Greensboro, N.C.	North Carolina ⁷	W	75-63	19 - Ewing
Championship	3/16	Greensboro, N.C.	NC State ⁴	W	84-77	30 - Redick

2004 | SEED: #1

Quarterfinals	3/12	Greensboro, N.C.	Virginia ⁸	W	84-74	27 - Williams
Semifinals	3/13	Greensboro, N.C.	Georgia Tech ⁴	W	85-71	20 - Williams
Championship	3/14	Greensboro, N.C.	Maryland ⁶ (OT)	L	87-95	21 - Duhon

2005 | SEED: #3 | ACC CHAMPION

Quarterfinals	3/11	Washington, D.C.	Virginia ¹¹	W	76-64	16 - two players
Semifinals	3/12	Washington, D.C.	NC State ⁷	W	76-69	35 - Redick
Championship	3/13	Washington, D.C.	Georgia Tech ⁵	W	69-64	26 - Redick

2006 | SEED: #1 | ACC CHAMPION

Quarterfinals	3/10	Greensboro, N.C.	Miami ⁸	W	80-76	25 - Redick
Semifinals	3/11	Greensboro, N.C.	Wake Forest ¹²	W	78-66	20 - Redick
Championship	3/12	Greensboro, N.C.	Boston College ³	W	78-76	26 - Redick

2007 | SEED: #7

First Round	3/8	Tampa, Fla.	NC State ¹⁰	L	80-85 (ot)	18 - Paulus
-------------	-----	-------------	------------------------	---	------------	-------------

2008 | SEED: #2

Quarterfinals	3/14	Charlotte, N.C.	Georgia Tech ⁷	W	82-70	18 - Scheyer
Semifinals	3/15	Charlotte, N.C.	Clemson ³	L	74-78	17 - Paulus

2009 | SEED: #3 | ACC CHAMPION

Quarterfinals	3/13	Atlanta, Ga.	Boston College ⁶	W	66-65	26 - Singler
Semifinals	3/14	Atlanta, Ga.	Maryland ⁷	W	67-61	22 - Scheyer
Finals	3/15	Atlanta, Ga.	Florida State ⁴	W	79-69	29 - Scheyer

2010 | SEED: #1 | ACC CHAMPION

Quarterfinals	3/12	Greensboro, N.C.	Virginia ⁹	W	57-46	18 - Singler
Semifinals	3/13	Greensboro, N.C.	Miami ¹²	W	77-74	27 - Singler
Finals	3/14	Greensboro, N.C.	Georgia Tech ⁷	W	65-61	20 - Singler

2011 | SEED: #2 | ACC CHAMPION

Quarterfinals	3/11	Greensboro, N.C.	Maryland ⁷	W	87-71	29 - Singler
Semifinals	3/12	Greensboro, N.C.	Virginia Tech ⁶	W	77-63	27 - Smith
Finals	3/13	Greensboro, N.C.	North Carolina ¹	W	75-58	20 - Smith

2012 | SEED: #2

Quarterfinals	3/9	Atlanta, Ga.	Virginia Tech ¹⁰	W	60-56	17 - Rivers
Semifinals	3/10	Atlanta, Ga.	Florida State ³	L	59-62	17 - Rivers

2013 | Seed: #2

Quarterfinals	3/15	Greensboro, N.C.	Maryland ⁷	L	74-83	19 - Plumlee
---------------	------	------------------	-----------------------	---	-------	--------------

2014 | SEED: #3

Quarterfinals	3/14	Greensboro, N.C.	Clemson ⁶	W	63-62	18 - Parker
Semifinals	3/15	Greensboro, N.C.	NC State ⁷	W	75-67	20 - Parker
Finals	3/16	Greensboro, N.C.	Virginia ¹	L	63-72	23 - Parker

2015 | SEED: #2

Quarterfinals	3/12	Greensboro, N.C.	NC State ⁷	W	77-53	15 - Cook
Semifinals	3/13	Greensboro, N.C.	Notre Dame ³	L	64-74	28 - Okafor

2016 | SEED: #5

Second Round	3/9	Washington, D.C.	NC State ¹²	W	92-89	22 - two players
Quarterfinals	3/10	Washington, D.C.	Notre Dame ⁴	L	79-84 (ot)	27 - Allen

2017 | SEED: #5 | ACC CHAMPION

Second Round	3/8	Brooklyn, N.Y.	Clemson ¹²	W	79-72	20 - three players
Quarterfinals	3/9	Brooklyn, N.Y.	Louisville ⁴	W	81-77	25 - Tatum
Semifinals	3/10	Brooklyn, N.Y.	North Carolina ¹	W	93-83	24 - Tatum
Finals	3/11	Brooklyn, N.Y.	Notre Dame ³	W	75-69	19 - Tatum

2018 | SEED: #2

Quarterfinals	3/8	Brooklyn, N.Y.	Notre Dame ¹⁰	W	88-70	33 - Bagley
Semifinals	3/9	Brooklyn, N.Y.	North Carolina ⁶	L	69-74	20 - Trent Jr.

ACC TOURNAMENT COMPOSITE RECORDS

TEAM	WON	LOST	PCT	SEMIFINALS	FINALS	TITLES
Duke	100	45	.690	46	32	20
North Carolina	100	46	.685	50	35	18
Notre Dame	8	4	.667	3	2	1
NC State	71	55	.563	35	17	10
Miami	14	13	.519	3	1	1
Pittsburgh	4	5	.444	1	0	0
Boston College	10	13	.435	2	1	0
Georgia Tech	26	36	.419	11	7	3
Wake Forest	44	61	.419	27	10	4
Virginia	41	62	.398	24	9	3
Florida State	17	26	.395	4	2	1
Virginia Tech	9	14	.391	3	0	0
Louisville	1	3	.250	0	0	0
Clemson	20	65	.235	14	2	0
Syracuse	1	4	.200	0	0	0



On March 8-11, 2017, in Brooklyn, N.Y., Duke became the first team in league history to win four games in four days to capture the ACC Tournament championship.

ACC Tournament Records - Game

INDIVIDUAL

POINTS

1. Bob Verga vs. Virginia, 3/9/1967 (OF)	35
J.J. Redick vs. N.C. State, 3/12/2005 (SF)	35
3. Ronnie Mayer vs. Virginia, 3/4/1955 (SF)	34
4. Tate Armstrong vs. Maryland, 3/4/1976 (OF)	33
Christian Laettner vs. Maryland, 3/13/1992 (OF)	33
Marvin Bagley III vs. Notre Dame, 3/8/2018 (OF)	33

FIELD GOALS MADE

1. Marvin Bagley III vs. Notre Dame, 3/8/2018 (OF)	15
2. Bob Verga vs. Virginia, 3/9/1967 (OF)	14
3. Art Heyman vs. South Carolina, 3/3/1961 (OF)	13
Jeff Mullins vs. Virginia, 2/28/1963 (OF)	13
Bob Verga vs. Wake Forest, 3/3/1966 (SF)	13
Tate Armstrong vs. Maryland, 3/4/1976 (SF)	13
Jahlil Okafor vs. Notre Dame, 3/13/15 (SF)	13

FIELD GOALS ATTEMPTED

1. Art Heyman vs. South Carolina, 3/3/1961 (SF)	30
2. Art Heyman vs. Clemson, 3/2/1962 (SF)	27
Tate Armstrong vs. Maryland, 3/4/1976 (SF)	27
4. Ronnie Mayer vs. N.C. State, 3/5/1955 (F)	25
5. Jeff Mullins vs. Virginia, 2/28/1963 (OF)	24
Jabari Parker vs. Virginia 3/16/2014 (F)	24

FIELD GOAL PCT.

1. Grant Hill vs. North Carolina, 3/15/1992 (F)	[8-8] 1.000
2. Mike Gminski vs. North Carolina, 2/29/1980 (SF)	[11-12] .917
Carlos Boozer vs. N.C. State, 3/10/2002 (F)	[11-12] .917
4. Amile Jefferson vs. Notre Dame, 3/11/2017 (F)	[7-8] .875
5. Larry Saunders vs. Wake Forest, 3/5/1970 (SF)	[12-15] .800

Minimum eight field goal attempts

3-POINT FIELD GOALS MADE

1. J.J. Redick vs. N.C. State, 3/12/2005 (SF)	7
J.J. Redick vs. Boston College, 3/14/2006 (F)	7
3. Phil Henderson vs. Georgia Tech, 3/10/1990 (SF)	6
4. 13x; last by Grayson Allen vs. Notre Dame, 3/8/2018 (OF)	5

3-POINT FIELD GOAL ATTEMPTS

1. Grayson Allen vs. Notre Dame, 3/10/2016 (OF)	15
2. Shane Battier vs. Maryland, 3/10/2001 (SF)	13
Tyler Thornton vs. Virginia Tech, 3/9/2012 (OF)	13
4. Shane Battier vs. Wake Forest, 3/11/2000 (SF)	12
J.J. Redick vs. Virginia, 3/11/2005 (OF)	12
J.J. Redick vs. N.C. State, 3/12/2005 (SF)	12
J.J. Redick vs. Wake Forest, 3/11/2006 (SF)	12

3-POINT FIELD GOAL PCT.

1. Mike Dunleavy vs. Clemson, 3/9/2000 (OF)	[4-4] 1.000
Daniel Ewing vs. Virginia, 3/12/2004 (OF)	[4-4] 1.000
3. Grayson Allen vs. North Carolina, 3/10/2017 (SF)	[5-6] .833
Grayson Allen vs. Notre Dame, 3/8/2018 (OF)	[5-6] .833
5. Grant Hill vs. Clemson, 3/11/1994 (OF)	[4-5] .800

Minimum four three-point field goal attempts

FREE THROWS MADE

1. Gene Banks vs. N.C. State, 2/28/1980 (OF)	14
Kyle Singler vs. Georgia Tech, 3/14/2010 (F)	14
3. Art Heyman vs. Clemson, 3/2/1962 (SF)	13
Jon Scheyer vs. Florida State, 3/15/2009 (F)	13
5. Art Heyman vs. Maryland, 3/1/1962 (OF)	12
Mike Gminski vs. N.C. State, 2/28/1980 (OF)	12
7. Joe Belmont vs. N.C. State, 3/4/1955 (SF)	11
Mike Gminski vs. Wake Forest, 3/4/1978 (F)	11
Roshown McLeod vs. Clemson, 3/7/1998 (SF)	11
J.J. Redick vs. N.C. State, 3/16/2003 (F)	11
Shelden Williams vs. Virginia, 3/12/2004 (OF)	11

FREE THROWS ATTEMPTED

1. Art Heyman vs. Maryland, 3/1/1962 (OF)	16
Art Heyman vs. Clemson, 3/2/1962 (SF)	16
Kyle Singler vs. Georgia Tech, 3/14/2010 (F)	16
4. Jon Scheyer vs. Florida State, 3/15/2009 (F)	15
5. Joe Belmont vs. Virginia, 3/4/1955 (SF)	14
Joe Belmont vs. Maryland, 3/1/1956 (OF)	14
Gene Banks vs. N.C. State, 2/28/1980 (OF)	14
8. Mike Gminski vs. North Carolina, 3/3/1979 (F)	13
Christian Laettner vs. Maryland, 3/13/1992 (OF)	13
Shelden Williams vs. Virginia, 3/12/2004 (OF)	13
Nolan Smith vs. Virginia Tech, 3/13/2011 (SF)	13

FREE THROW PCT.

1. Gene Banks vs. N.C. State, 2/28/1980 (OF)	[14-14] 1.000
Mike Gminski vs. N.C. State, 2/28/1980 (OF)	[12-12] 1.000
J.J. Redick vs. Georgia Tech, 3/13/2005 (F)	[10-10] 1.000
Luke Kennard vs. North Carolina, 3/10/2017 (SF)	[10-10] 1.000
5. Mike Gminski vs. Wake Forest, 3/4/1978 (F)	[11-12] .917
Roshown McLeod vs. Clemson, 3/7/1998 (SF)	[11-12] .917
J.J. Redick vs. N.C. State, 3/16/2003 (F)	[11-12] .917

Minimum 10 made free throws

REBOUNDS

1. Art Heyman vs. Clemson, 3/2/1962 (SF)	20
2. Carroll Youngkin vs. South Carolina, 3/3/1961 (SF)	19
Jay Buckley vs. Virginia, 2/28/1963 (OF)	19
Mike Lewis vs. South Carolina, 3/1/0/1967 (SF)	19
Mike Gminski vs. North Carolina, 2/29/1980 (SF)	19

ASSISTS

1. Bobby Hurley vs. Maryland, 3/13/1992 (OF)	13
2. Bobby Hurley vs. North Carolina, 3/15/1992 (F)	11
Jason Williams vs. Wake Forest, 3/11/2000 (SF)	11
Trevon Duval vs. Notre Dame, 3/8/2018 (OF)	11
5. Joe Belmont vs. Virginia, 3/4/1955 (SF)	10
Art Heyman vs. Virginia, 2/28/1963 (OF)	10
Jason Williams vs. Clemson, 3/10/2000 (OF)	10
Jason Williams vs. N.C. State, 3/10/2002 (F)	10
Nolan Smith vs. North Carolina, 3/13/2011 (F)	10

STEALS

1. Christian Laettner vs. North Carolina, 3/15/1992 (F)	7
2. Christian Laettner vs. Wake Forest, 3/10/1989 (OF)	5
Christian Laettner vs. Maryland, 3/13/1992 (OF)	5
Grant Hill vs. Clemson, 3/11/1994 (OF)	5
Shane Battier vs. Maryland, 3/12/2000 (F)	5
Chris Duhon vs. Maryland, 3/10/2001 (SF)	5
Greg Paulus vs. Boston College, 3/12/2006 (F)	5

BLOCKED SHOTS

1. Cherokee Parks vs. Clemson, 3/11/1994 (OF)	10
2. Shelden Williams vs. Georgia Tech, 3/13/2005 (F)	6
Kyle Singler vs. Boston College, 3/13/2009 (OF)	6
4. Grant Hill vs. Maryland, 3/13/1992 (OF)	5
Shelden Williams vs. Miami, 3/10/2006 (OF)	5

MINUTES PLAYED

1. Joe Belmont vs. Virginia, 3/4/1955 (SF)	45
Bucky Allen vs. Maryland, 3/7/1958 (SF)	45
Bob Vernon vs. Maryland, 3/7/1958 (SF)	45
Mark Crow vs. Maryland, 3/7/1958 (SF)	45
Paul Fox vs. Maryland, 3/7/1958 (SF)	45
Tommy Amaker vs. N.C. State, 3/6/1987 (OF)	45

TEAM

MOST POINTS SCORED

Duke vs. Maryland, 3/9/1990 (OF)	104
vs. Virginia, 3/4/1999 (OF)	104
Opp by Virginia, 3/11/1983 (OF)	109

FEWEST POINTS SCORED

Duke vs. N.C. State, 3/8/1968 (SF)	10
Opp by N.C. State, 3/8/1968 (SF)	12

LARGEST VICTORY MARGIN

Duke vs. Virginia, 3/4/1999 (OF)	[104-67] 37
Opp by Virginia, 3/11/1983 (OF)	[66-109] 43

MOST FIELD GOALS MADE

Duke vs. Wake Forest, 3/3/1966 (OF)	44
Opp by Virginia, 3/11/1983 (OF)	40

MOST FIELD GOAL ATTEMPTS

Duke vs. N.C. State, 3/5/1955 (F)	102
Opp by Virginia, 3/4/1954 (OF)	91

HIGHEST FIELD GOAL PCT.

Duke vs. North Carolina, 2/29/1980 (SF)	.717
Opp by Virginia, 3/11/1983 (SF)	.684

FEWEST FIELD GOALS MADE

Duke vs. N.C. State, 3/8/1968 (SF)	2
Opp by N.C. State, 3/8/1968 (SF)	4

FEWEST FIELD GOAL ATTEMPTS

Duke vs. N.C. State, 3/8/1968 (SF)	11
Opp by N.C. State, 3/8/1968 (SF)	13

MOST 3-POINT FIELD GOALS MADE

Duke vs. Clemson, 3/9/2000 (OF)	17
Opp by Wake Forest, 3/10/1995 (SF)	16

MOST 3-POINT ATTEMPTS

Duke vs. Maryland, 3/10/2001 (SF)	33
Opp by N.C. State, 3/9/1995 (OF)	28

HIGHEST 3-POINT PCT.

Duke vs. Wake Forest, 3/10/1989 (OF)	[3-4] .750
Opp by North Carolina, 3/10/1991 (F)	[7-11] .636

MOST FREE THROWS MADE

Duke vs. N.C. State, 2/28/1980 (OF)	34
vs. Maryland, 3/9/1990 (SF)	34
Opp by N.C. State, 3/2/1956 (OF)	37

MOST FREE THROW ATTEMPTS

Duke vs. Maryland, 3/1/1956 (OF)	44
Opp by N.C. State, 3/5/1954 (SF)	50

HIGHEST FREE THROW PCT.

Duke vs. Georgia Tech, 3/14/1992 (SF)	[25-27] .926
Opp by South Carolina, 3/7/1969 (SF)	[19-20] .950

MOST REBOUNDS

Duke vs. South Carolina, 3/3/1955 (OF)	73
Opp by N.C. State, 3/5/1955 (F)	63

MOST ASSISTS

Duke vs. N.C. State, 3/10/2002 (F)	24
Opp vs. Notre Dame, 3/8/2018 (OF)	25

MOST STEALS

Duke vs. Clemson, 3/9/2000 (OF)	15
Opp 4x, last by North Carolina, 3/9/2018 (SF)	11

MOST BLOCKED SHOTS

Duke vs. Virginia, 3/4/1999 (OF)	12
Opp by Wake Forest, 3/5/1982 (OF)	8

MOST PERSONAL FOULS

Duke vs. Wake Forest, 3/5/1982 (OF)	33
Opp 2x, last by North Carolina, 3/10/2017 (SF)	28

ACC Tournament Records - Career

POINTS

Rk	Player, Years	Pts
1.	J.J. Redick, 2003-06	225
2.	Art Heyman, 1961-63	193
3.	Mike Gminski, 1977-80 Christian Laettner, 1989-92	191
5.	Bob Verga, 1965-67	186
6.	Johnny Dawkins, 1983-86 Kyle Singler, 2008-11	179
8.	Daniel Ewing, 2002-05	174
9.	Shelden Williams, 2003-06	173
10.	Jeff Mullins, 1962-64	166

SCORING AVERAGE

Rk	Name, Years	G	Pts	Avg
1.	Art Heyman, 1961-63	8	193	24.1
2.	Jayson Tatum, 2017	4	88	22.0
3.	Jeff Mullins, 1962-64	8	166	20.8
4.	Bob Verga, 1965-67	9	186	20.7
5.	Jabari Parker, 2014	3	61	20.3
6.	Johnny Dawkins, 1983-86	9	179	19.9
7.	Ronnie Mayer, 1954-56	7	136	19.4
8.	Mike Gminski, 1977-80 Christian Laettner, 1989-92	10	191	19.1
10.	J.J. Redick, 2003-06	12	225	18.8

FIELD GOALS MADE

Rk	Player, Years	FG
1.	Bob Verga, 1965-67 Johnny Dawkins, 1983-86	74
3.	Christian Laettner, 1989-92	69
4.	Jeff Mullins, 1962-64 Mike Gminski, 1977-80	68

FIELD GOAL ATTEMPTS

Rk	Player, Years	FGA
1.	Art Heyman, 1961-63	165
2.	J.J. Redick, 2003-06	159
3.	Bob Verga, 1965-67	154
4.	Johnny Dawkins, 1983-86	148
5.	Jeff Mullins, 1962-64 Jason Williams, 2000-02	142

FIELD GOAL PCT.

Rk	Name, Years	FG	FGA	Pct
1.	Jay Bilas, 1983-86	29	42	.690
2.	Alaa Abdelnaby, 1987-90	29	43	.674
3.	Carlos Boozer, 2000-02	33	49	.673
4.	Amile Jefferson, 2013-16	26	39	.667
5.	Mason Plumlee, 2010-13	28	43	.651
6.	Christian Laettner, 1989-92	69	114	.605

Minimum 25 field goals made

3-POINT FIELD GOALS MADE

Rk	Player, Years	3FG
1.	J.J. Redick, 2003-06	40
2.	Grayson Allen, 2015-18	27
3.	Shane Battier, 1998-01 Jason Williams, 2000-02 Daniel Ewing, 2002-05	24

3-POINT FIELD GOAL ATTEMPTS

Rk	Player, Years	3FGA
1.	J.J. Redick, 2003-06	101
2.	Jason Williams, 2000-02	65
3.	Shane Battier, 1998-01 Jon Scheyer, 2007-10 Grayson Allen, 2015-18	62

3-POINT FIELD GOAL PCT.

Rk	Name, Years	3FG	3FGA	Pct
1.	Daniel Ewing, 2002-05	24	51	.471
2.	Mike Dunleavy, 2000-02	20	44	.455
3.	Jon Scheyer, 2007-10	18	41	.439
4.	Nate James, 1997-01	17	39	.436
5.	Grayson Allen, 2015-18	27	62	.435

Minimum 15 three-point field goals made

FREE THROWS MADE

Rk	Player, Years	FT
1.	Art Heyman, 1961-63	67
2.	Mike Gminski, 1977-80	55
3.	Jon Scheyer, 2007-10	54
4.	J.J. Redick, 2003-06 Shelden Williams, 2003-06	51

FREE THROWS ATTEMPTED

Rk	Player, Years	FTA
1.	Art Heyman, 1961-63	90
2.	Shelden Williams, 2003-06	82
3.	Mike Gminski, 1977-80	66
4.	Jon Scheyer, 2007-10	64
5.	Carroll Youngkin, 1959-61	63

FREE THROW PCT.

Rk	Name, Years	FT	FTA	Pct
1.	Gene Banks, 1978-81	36	40	.900
	Bobby Hurlley, 1990-93	27	30	.900
	Kyle Singler, 2008-p	45	50	.900
4.	Grayson Allen, 2015-18	29	33	.879
5.	J.J. Redick, 2003-06	51	59	.864

Minimum 25 free throws made

REBOUNDS

Rk	Player, Years	Reb
1.	Carroll Youngkin, 1959-61	118
	Mike Gminski, 1977-80	118
3.	Shelden Williams, 2003-06	110
4.	Art Heyman, 1961-63	104
5.	Jay Buckley, 1962-64	87

REBOUND AVERAGE

Rk	Name, Years	G	Reb	Avg
1.	Carroll Youngkin, 1959-61	8	118	14.8
2.	Art Heyman, 1961-63	8	104	13.0
3.	Mike Gminski, 1977-80	10	118	11.8
4.	Randy Denton, 1969-71	5	57	11.4
5.	Jim Newcome, 1956-58	5	56	11.2

ASSISTS

Rk	Player, Years	Ast
1.	Jason Williams, 2000-02	60
2.	Bobby Hurlley, 1990-93 Chris Duhon, 2001-04	58
4.	Quin Snyder, 1986-89	38
5.	Danny Ferry, 1986-89	37

ASSISTS PER GAME

Rk	Name, Years	G	Ast	Avg
1.	Bobby Hurlley, 1990-93	8	58	7.3
2.	Jason Williams, 2000-02	9	60	6.7
3.	Chris Duhon, 2001-04	12	58	4.8
4.	Jim Spanarkel, 1977-79	7	32	4.6
5.	Quin Snyder, 1986-89	9	38	4.2

BLOCKED SHOTS

Rk	Player, Years	Blk
1.	Shelden Williams, 2003-06	33
2.	Mike Gminski, 1977-80	20
3.	Cherokee Parks, 1992-95	18
4.	Casey Sanders, 2000-03	15
5.	Shane Battier, 1998-01 Shavlik Randolph, 2003-05	14

BLOCKED SHOTS PER GAME

Rk	Name, Years	G	Blk	Avg
1.	Shelden Williams, 2003-06	12	33	2.8
2.	Shavlik Randolph, 2003-05	6	14	2.3
	Cherokee Parks, 1992-95	8	18	2.3
4.	Mike Gminski, 1977-80	10	20	2.0
5.	Casey Sanders, 2000-03 Harry Giles, 2017	10	15	1.5
		4	6	1.5

STEALS

Rk	Player, Years	St
1.	Christian Laettner, 1989-92	31
2.	Shane Battier, 1998-01 Chris Duhon, 2001-04	24
4.	Jason Williams, 2000-02	21
5.	Danny Ferry, 1986-89 Daniel Ewing, 2002-05	16

STEALS PER GAME

Rk	Name, Years	G	Stl	Avg
1.	Christian Laettner, 1989-92	10	31	3.1
2.	Jason Williams, 2000-03	9	21	2.3
3.	Shane Battier, 1998-01 Chris Duhon, 2001-04	12	24	2.0
5.	Grant Hill, 1991-94	8	15	1.9

GAMES PLAYED

Rk	Player, Years	GP
1.	Shane Battier, 1998-01 Chris Duhon, 2001-04 Daniel Ewing, 2002-05 J.J. Redick, 2003-06 Shelden Williams, 2003-06	12

GAMES STARTED

Rk	Player, Years	GS
1.	Chris Duhon, 2001-04 J.J. Redick, 2003-06 Shelden Williams, 2003-06	12
4.	Shane Battier, 1998-01 Kyle Singler, 2008-11	11
6.	Mike Gminski, 1977-80 Kenny Dennard, 1978-81 Gene Banks, 1978-81 Christian Laettner, 1989-92	10

In-Season Tournament Results

2K CLASSIC

(FORMERLY COACHES VS. CANCER CLASSIC)

2015-16 (DURHAM, N.C.)

Nov. 13	Siena	W, 92-74
Nov. 14	Bryant	W, 113-75
Nov. 20	VCU*	W, 79-71
Nov. 22	Georgetown*	W, 86-84

* - New York

2014-15 (DURHAM, N.C.)

Nov. 14	Presbyterian	W, 113-44
Nov. 15	Fairfield	W, 109-59
Nov. 21	Temple*	W, 74, 54
Nov. 22	Stanford*	W, 70-59

* - New York

2008-09 (DURHAM, N.C.)

Nov. 10	Presbyterian	W, 80-49
Nov. 11	Ga. Southern	W, 97-54
Nov. 20	Southern Illinois*	W, 83-58
Nov. 21	Michigan*	W, 71-56

* - New York

1999-00 (NEW YORK, N.Y.)

Nov. 11	Stanford	L, 79-80
Nov. 12	Connecticut	L, 66-71

ACC/BIG EAST CHALLENGE

1991-92 (GREENSBORO, N.C.)

Dec. 5	St. John's	W, 91-81
--------	------------	----------

1990-91 (WASHINGTON, D.C.)

Dec. 5	Georgetown	L, 74-79
--------	------------	----------

1989-90 (GREENSBORO, N.C.)

Dec. 6	Syracuse	L, 76-78
--------	----------	----------

ACC/BIG TEN CHALLENGE

2017-18 (BLOOMINGTON, IND.)

Nov. 29	Indiana	W, 91-81
---------	---------	----------

2016-17 (DURHAM, N.C.)

Nov. 29	Michigan State	W, 78-69
---------	----------------	----------

2015-16 (DURHAM, N.C.)

Dec. 2	Indiana	W, 94-74
--------	---------	----------

2014-15 (MADISON, WIS.)

Dec. 3	Wisconsin	W, 80-70
--------	-----------	----------

2013-14 (DURHAM, N.C.)

Dec. 3	Michigan	W, 79-69
--------	----------	----------

2012-13 (DURHAM, N.C.)

Nov. 28	Ohio State	W, 73-68
---------	------------	----------

2011-12 (COLUMBUS, OHIO)

Nov. 29	Ohio State	L, 63-85
---------	------------	----------

2010-11 (DURHAM, N.C.)

Dec. 1	Michigan State	W, 84-79
--------	----------------	----------

2009-10 (MADISON, WIS.)

Dec. 2	Wisconsin	L, 69-72
--------	-----------	----------

2008-09 (WEST LAFAYETTE, IND.)

Dec. 2	Purdue	W, 76-60
--------	--------	----------

2007-08 (DURHAM, N.C.)

Nov. 27	Wisconsin	W, 82-58
---------	-----------	----------

2006-07 (DURHAM, N.C.)

Nov. 28	Indiana	W, 54-51
---------	---------	----------

2005-06 (BLOOMINGTON IND.)

Nov. 30	Indiana	W, 75-67
---------	---------	----------

2004-05 (DURHAM, N.C.)

Nov. 30	Michigan State	W, 81-74
---------	----------------	----------

2003-04 (EAST LANSING, MICH.)

Dec. 3	Michigan State	W, 72-50
--------	----------------	----------

2002-03 (GREENSBORO, N.C.)

Dec. 3	Ohio State	W, 91-76
--------	------------	----------

2001-02 (CHICAGO, ILL.)

Nov. 27	Iowa	W, 80-62
---------	------	----------

2000-01 (GREENSBORO, N.C.)

Nov. 28	Illinois	W, 78-77
---------	----------	----------

1999-00 (CHICAGO, ILL.)

Nov. 30	Illinois	W, 72-69
---------	----------	----------

BATTLE 4 ATLANTIS

2012-13 (NASSAU, BAHAMAS)

Nov. 18	Fla. Gulf Coast*	W, 88-67
Nov. 22	Minnesota	W, 89-71
Nov. 23	VCU	W, 67-58
Nov. 24	Louisville	W, 76-71

* Durham, N.C.

BIG FOUR TOURNAMENT

1980-81 (GREENSBORO, N.C.)

Dec. 5	North Carolina	L, 76-78
Dec. 6	N.C. State	L, 60-74

1979-80 (GREENSBORO, N.C.)

Nov. 30	Wake Forest	W, 72-70
Dec. 1	North Carolina	W, 86-74

1978-79 (GREENSBORO, N.C.)

Dec. 1	N.C. State	W, 65-63
Dec. 2	North Carolina	W, 78-68

1977-78 (GREENSBORO, N.C.)

Dec. 2	North Carolina	L, 66-79
Dec. 3	Wake Forest	W, 97-84

1976-77 (GREENSBORO, N.C.)

Nov. 26	Wake Forest	L, 80-81
Nov. 27	N.C. State	W, 84-82

1975-76 (GREENSBORO, N.C.)

Jan. 2	N.C. State	L, 95-104
Jan. 3	North Carolina	L, 74-77

1974-75 (GREENSBORO, N.C.)

Jan. 3	North Carolina	W, 99-96
Jan. 4	Wake Forest	L, 71-75

1973-74 (GREENSBORO, N.C.)

Jan. 4	Wake Forest	L, 61-64
Jan. 5	North Carolina	L, 75-84

1972-73 (GREENSBORO, N.C.)

Dec. 15	North Carolina	L, 86-91
Dec. 16	Wake Forest	W, 80-67

1971-72 (GREENSBORO, N.C.)

Dec. 17	N.C. State	L, 62-67
Dec. 18	Wake Forest	W, 70-58

1970-71 (GREENSBORO, N.C.)

Dec. 18	Wake Forest	L, 77-83
Dec. 19	North Carolina	L, 81-83

BIRMINGHAM CLASSIC

1959-60 (BIRMINGHAM, ALA.)

Dec. 18	Alabama	W, 78-60
Dec. 19	Navy	W, 76-71

1956-57 (BIRMINGHAM, ALA.)

Dec. 14	Alabama	W, 89-78
Dec. 15	West Virginia	L, 82-83

BYU THANKSGIVING CLASSIC

1986-87 (LAIE, HAWAII)

Nov. 28	BYU-Hawaii	W, 85-68
Nov. 29	Illinois	L, 62-69

CABLE CAR CLASSIC

1972-73 (SAN FRANCISCO, CALIF.)

Dec. 8	Santa Clara	W, 69-65
Dec. 9	San Francisco	L, 68-72

CAROLINA CLASSIC

1974-75 (COLUMBIA, S.C.)

Dec. 20	Louisiana St.	L, 95-105
Dec. 21	Princeton	W, 66-57

CHAMPIONS CLASSIC

2017-18 (CHICAGO, ILL.)

Nov. 14	Michigan State	W, 88-81
---------	----------------	----------

2016-17 (NEW YORK, N.Y.)

Nov. 15	Kansas	L, 75-77
---------	--------	----------

2015-16 (CHICAGO, ILL.)

Nov. 17	Kentucky	L, 63-74
---------	----------	----------

2014-15 (INDIANAPOLIS, IND.)

Nov. 18	Michigan State	W, 81-71
---------	----------------	----------

2013-14 (CHICAGO, ILL.)

Nov. 12	Kansas	L, 83-94
---------	--------	----------

2012-13 (ATLANTA, GA.)

Nov. 13	Kentucky	W, 75-68
---------	----------	----------

2011-12 (NEW YORK, N.Y.)

Nov. 14	Michigan State	W, 74-69
---------	----------------	----------

CBE CLASSIC

2010-11 (DURHAM, N.C.)

Nov. 14	Princeton	W, 97-60
Nov. 16	Miami (Ohio)	W, 79-45
Nov. 22	Marquette*	W, 82-77
Nov. 23	Kansas State*	W, 82-68

* - Kansas City, Mo.

2006-07 (DURHAM, N.C.)

Nov. 12	Columbia	W, 86-43
Nov. 13	Georgia Southern	W, 72-48
Nov. 20	Air Force*	W, 71-56
Nov. 21	Marquette*	L, 62-73

* - Kansas City, Mo.

DIXIE CLASSIC

1960-61 (RALEIGH, N.C.)

Dec. 29	Wyoming	W, 86-59
Dec. 30	Marquette	W, 86-73
Dec. 31	North Carolina	L, 71-76

1959-60 (RALEIGH, N.C.)

Dec. 28	Utah	W, 63-52
Dec. 29	North Carolina	L, 53-75
Dec. 30	Dayton	L, 63-71

1958-59 (RALEIGH, N.C.)

Dec. 29	Michigan State	L, 57-82
Dec. 30	Yale	W, 56-53
Dec. 31	Louisville	W, 57-54

1957-58 (RALEIGH, N.C.)

Dec. 26	Seton Hall	W, 69-62
Dec. 27	North Carolina	L, 62-76
Dec. 28	Wake Forest	W, 79-75

1956-57 (RALEIGH, N.C.)

Dec. 27	West Virginia	W, 73-67
Dec. 28	North Carolina	L, 71-87
Dec. 29	N.C. State	L, 80-102

1955-56 (RALEIGH, N.C.)

Dec. 29	Wyoming	W, 71-54
Dec. 30	North Carolina	L, 64-74
Dec. 31	Wake Forest	W, 64-52

1954-55 (RALEIGH, N.C.)

Dec. 27	West Virginia	W, 92-79
Dec. 28	Minnesota	L, 73-79
Dec. 29	North Carolina	L, 52-65

1953-54 (RALEIGH, N.C.)

Dec. 28	Oregon State	W, 71-61
Dec. 29	Wake Forest	W, 83-66
Dec. 30	Navy	W, 98-83

1952-53 (RALEIGH, N.C.)

Dec. 29	Brigham Young	L, 68, 69
Dec. 30	Pennsylvania	L, 80-97
Dec. 31	Princeton	W, 74-59

1951-52 (RALEIGH, N.C.)

Dec. 27	Columbia	L, 58-66
Dec. 28	Wake Forest	W, 79-74
Dec. 29	Southern Cal.	L, 69-87

1950-51 (RALEIGH, N.C.)

Dec. 28	Colgate	L, 69-84
Dec. 29	North Carolina	W, 71-63
Dec. 30	Tulane	W, 74-72

1949-50 (RALEIGH, N.C.)

Dec. 28	Penn State	L, 48-51
Dec. 29	North Carolina	L, 52-59
Dec. 30	Wake Forest	W, 54-52

ECAC HOLIDAY FESTIVAL

1978-79 (NEW YORK, N.Y.)

Dec. 29	Ohio State	L, 84-90
Dec. 30	St. John's	L, 66-69

1971-72 (NEW YORK, N.Y.)

Dec. 27	St. Peter's	L, 74-77
Dec. 28	Syracuse	L, 72-74

FIESTA BOWL CLASSIC

1987-88 (TUCSON, ARIZ.)

Dec. 29	Florida	W, 93-70
Dec. 30	Arizona	L, 85-91

GATOR BOWL CLASSIC

1973-74 (JACKSONVILLE, FLA.)

Dec. 26	Western Ky.	W, 75-69
Dec. 27	Florida	L, 60-77

GREAT ALASKA SHOOTOUT

2003-04 (ANCHORAGE, ALASKA)

Nov. 27	Pacific	W, 82-69
Nov. 29	Liberty	W, 76-47
Nov. 30	Purdue	L, 68-78

1998-99 (ANCHORAGE, ALASKA)

Nov. 26	Notre Dame	W, 111-82
Nov. 27	Fresno State	W, 93-82
Nov. 28	Cincinnati	L, 75-77

1995-96 (ANCHORAGE, ALASKA)

Nov. 23	Old Dominion	W, 75-55
Nov. 24	Indiana	W, 70-64
Nov. 25	Iowa	W, 88-81

GREAT EIGHT

1998-99 (CHICAGO, ILL.)

Dec. 2	Michigan State	W, 73-67
--------	----------------	----------

HALL OF FAME TIP-OFF

2016-17 (UNCASVILLE, CONN.)

Nov. 11	Marist*	W, 94-49
Nov. 12	Grand Canyon*	W, 96-61
Nov. 19	Penn State	W, 78-68
Nov. 20	Rhode Island	W, 75-65

* - Durham, N.C.

HOLIDAY CLASSIC

1970-71 (GREENSBORO, N.C.)

Dec. 29	Northwestern	W, 93-87
Dec. 30	Penn State	W, 67-56

2018-19 DUKE MEN'S BASKETBALL

In-Season Tournament Results

HOLIDAY DOUBLEHEADER

1978-79 (RALEIGH, N.C.)		
Jan. 5	Long Beach State	W, 79-78
Jan. 6	Tulane	W, 74-64

1976-77 (RALEIGH, N.C.)

Dec. 29	East Carolina	W, 88-65
Dec. 30	Rice	W, 87-77

1975-76 (RALEIGH, N.C.)

Dec. 26	Auburn	W, 85-74
Dec. 27	Western Kentucky	W, 111-90

1974-75 (RALEIGH, N.C.)

Dec. 27	Pittsburgh	W, 89-75
Dec. 28	Kent State	W, 83-65

INDUSTRIAL NATIONAL CLASSIC

1979-80 (PROVIDENCE, R.I.)		
Dec. 21	Boston College	(ot) W, 70-64
Dec. 22	Providence	W, 82-78

IRON DUKE CLASSIC

1981-82 (DURHAM, N.C.)		
Dec. 29	Davidson	L, 73-75
Dec. 30	Auburn	W, 72-71

1980-81 (DURHAM, N.C.)

Dec. 19	Brown	W, 91-60
Dec. 20	Detroit	W, 111-71

1979-80 (DURHAM, N.C.)

Dec. 28	Vermont	W, 92-67
Dec. 29	Cincinnati	(ot) W, 87-75

JIMMY V CLASSIC

2016-17 (NEW YORK, N.Y.)		
Dec. 6	Florida	W, 84-74

2001-02 (EAST RUTHERFORD, N.J.)

Dec. 18	Kentucky	(ot) W, 95-92
---------	----------	---------------

1998-99 (EAST RUTHERFORD, N.J.)

Dec. 22	Kentucky	W, 71-60
---------	----------	----------

KENTUCKY INVITATIONAL

1969-70 (LEXINGTON, KY.)		
Dec. 19	Dayton	W, 72-67
Dec. 20	Kentucky	L, 76-98

1953-54 (LOUISVILLE, KY.)

Dec. 21	Kentucky	L, 69-85
Dec. 22	UCLA	L, 67-72

LAS VEGAS CLASSIC

1972-73 (LAS VEGAS, NEV.)		
Dec. 27	UNLV	L, 83-89
Dec. 28	Purdue	L, 77-82

MAUI INVITATIONAL

2011-12 (LAHAINA, HAWAII)		
Nov. 11	Belmont*	W, 77-76
Nov. 21	Tennessee	W, 77-67
Nov. 22	Michigan	W, 82-75
Nov. 23	Kansas	W, 68-61
* - Durham, N.C.		

2007-08 (LAHAINA, HAWAII)

Nov. 19	Princeton	W, 83-61
Nov. 20	Illinois	W, 79-66
Nov. 21	Marquette	W, 77-73

2001-02 (LAHAINA, HAWAII)

Nov. 19	Seton Hall	W, 80-79
Nov. 20	South Carolina	W, 81-56
Nov. 21	Ball State	W, 83-71

1997-98 (LAHAINA, HAWAII)

Nov. 24	Chaminade	W, 106-70
Nov. 25	Missouri	W, 82-59
Nov. 26	Arizona	W, 95-87

1992-93 (LAHAINA, HAWAII)

Dec. 21	DePaul	W, 89-73
Dec. 22	Louisiana State	W, 96-67
Dec. 23	Brigham Young	W, 89-66

NEON HOOPS CLASSIC

2016-17 (LAS VEGAS, NEV.)		
Dec. 10	UNLV	W, 94-55

NIT SEASON TIP-OFF

2013-14 (NEW YORK, N.Y.)		
Nov. 18	UNC Asheville*	W, 91-55
Nov. 19	East Carolina*	W, 83-74
Nov. 27	Alabama	W, 74-64
Nov. 29	Arizona	L, 66-72
* - Durham, N.C.		

2009-10 (NEW YORK, N.Y.)

Nov. 16	Coastal Carolina*	W, 74-49
Nov. 17	Charlotte*	W, 101-59
Nov. 25	Arizona State	W, 64-53
Nov. 27	Connecticut	W, 68-59
* - Durham, N.C.		

2005-06 (NEW YORK, N.Y.)

Nov. 14	Boston U.*	W, 64-47
Nov. 16	Seton Hall*	W, 93-40
Nov. 23	Drexel	W, 78-68
Nov. 25	Memphis	W, 70-67
* - Durham, N.C.		

2000-01 (NEW YORK, N.Y.)

Nov. 14	Princeton*	W, 87-50
Nov. 17	Villanova*	W, 98-85
Nov. 22	Texas	W, 95-69
Nov. 24	Temple	W, 63-61
* - Durham, N.C.		

1996-97 (NEW YORK, N.Y.)

Nov. 20	St. Joseph's*	W, 89-60
Nov. 22	Vanderbilt*	W, 86-57
Nov. 27	Tulsa	W, 72-67
Nov. 29	Indiana	L, 69-85
* - Durham, N.C.		

1990-91 (NEW YORK, N.Y.)

Nov. 14	Marquette*	W, 87-74
Nov. 16	Boston College*	W, 100-76
Nov. 21	Arkansas	L, 88-98
Nov. 23	Notre Dame	W, 85-77
* - Durham, N.C.		

1985-86 (NEW YORK, N.Y.)

Nov. 21	Lamar*	W, 66-62
Nov. 24	Alabama-Birmingham*	W, 66-54
Nov. 29	St. John's	W, 71-70
Dec. 1	Kansas	W, 92-86
* - Houston, Texas		

PK80 INVITATIONAL

2017-18 (PORTLAND, ORE.)		
Nov. 20	Furman*	W, 92-63
Nov. 23	Portland State	W, 99-81
Nov. 24	Texas	(ot) W, 85-78
Nov. 26	Florida	W, 87-84
* - Durham, N.C.		

RAINBOW CLASSIC

1994-95 (HONOLULU, HAWAII)		
Dec. 27	Iowa	L, 71-81
Dec. 29	Boston U.	W, 71-54
Dec. 30	Georgia Tech	W, 76-69

1989-90 (HONOLULU, HAWAII)

Dec. 28	Drake	W, 101-77
Dec. 29	Cincinnati	W, 95-83
Dec. 30	Hawaii	W, 87-75

1983-84 (HONOLULU, HAWAII)

Dec. 28	SMU	L, 76-78
Dec. 29	Pacific	W, 68-66
Dec. 30	Navy	W, 90-79

STEEL BOWL

1961-62 (PITTSBURGH, PA.)		
Dec. 15	Duquesne	L, 61-66
Dec. 16	Arizona	W, 78-47

SUGAR BOWL TOURNAMENT

1980-81 (NEW ORLEANS, LA.)		
Dec. 28	New Orleans	W, 77-63
Dec. 29	Tennessee	L, 69-90

1968-69 (NEW ORLEANS, LA.)

Dec. 30	Western Kentucky	W, 73-72
Dec. 31	Iowa	W, 85-82

1963-64 (NEW ORLEANS, LA.)

Dec. 30	Auburn	W, 84-67
Dec. 31	Kentucky	L, 79-81

TIP OFF CLASSIC

1988-89 (SPRINGFIELD, MASS.)		
Nov. 19	Kentucky	W, 80-55

1979-80 (SPRINGFIELD, MASS.)

Nov. 17	Kentucky	(ot) W, 82-76
---------	----------	---------------

TROJAN-BUD LIGHT CLASSIC

1984-85 (LOS ANGELES, CALIF.)		
Dec. 28	Ala.-Birmingham	W, 76-62
Dec. 29	Southern California	W, 75-73

WEST VIRGINIA CENTENNIAL

1963-64 (MORGANTOWN, W.VA.)		
Dec. 6	Ohio State	W, 76-75
Dec. 7	West Virginia	W, 86-81

WOODEN CLASSIC

1999-00 (ANAHEIM, CALIF.)		
Nov. 27	Southern California	W, 81-68

WOODEN TRADITION

2002-03 (INDIANAPOLIS, IND.)		
Nov. 30	UCLA	W, 84-73

MEDIA GUIDE

Preseason Foreign Tours (UNDER COACH K)

FRANCE

1983-84 SEASON		
Muhlose of France		W, 110-89
Indesit of Italy		L, 91-95
Monaco of France		W, 77-60
Rupella of France		W, 116-56
LeMans of France		L, 97-107
Leverkusen of Germany		W, 87-75
Caen of France		L, 67-69

GREECE/SPAIN

1988-89 SEASON		
Greece (in Athens)		L, 88-89
Italy (in Athens)		L, 87-102
Yugoslavia (in Athens)		L, 103-104
Duke (in Athens)		W, 96-81
USSR (in Majorca, Spain)		L, 73-98
Czechoslovakia (in Majorca, Spain)		W, 90-72
Spain (in Majorca, Spain)		W, 69-68
Spain (in Cadiz, Spain)		L, 92-93
USSR (in Cadiz, Spain)		L, 81-114
Czechoslovakia (in Cadiz, Spain)		W, 98-94

LONDON

"INTERNATIONAL CHALLENGE SERIES"		
2002-03 SEASON		
Racing Basket Antwerpen		W, 96-71
London Towers		L, 84-94
Brighton Bears		W, 93-85
London Towers		W, 89-70



CHINA/DUBAI

"FRIENDSHIP GAMES"		
2011-12 SEASON		
China Olympic Team (in Kunshan)		W, 77-64
China Olympic Team (in Shanghai)		W, 78-66
China Olympic Team (in Beijing)		W, 93-78
UAE National Team		W, 86-66



CANADA

"DUKE CANADA TOUR"		
2018-19 SEASON		
Ryerson Univ. (in Toronto)		W, 86-67
Univ. of Toronto (in Toronto)		W, 96-60
McGill Univ. (in Montreal)		W, 103-58

**CHARTING DUKE IN THE POLLS
(AP ONLY)**

Total Polls Ranked	793
Top 10 Rankings	656
Top 5 Rankings	396
Longest Consecutive Polls Ranked	200 ¹
Current Streak	43

YEARS RANKED

Total Years	57
Consecutive Years	35
Current Streak	35

FINAL POLL

Total Polls	47
Top 10	37
High Rank	1 (seven times)

NO. 1 RANKING

Total Rankings	134
Most No. 1 Weeks in Succession	18

WEEKS RANKED BY RANKING

First Ranked: Dec. 11, 1951 (No. 12)
Last Ranked: March 12, 2018 (No. 9)

RANK	WEEKS
No. 1	134
No. 2	76
No. 3	71
No. 4	53
No. 5	62
No. 6	70
No. 7	56
No. 8	56
No. 9	38
No. 10	40
No. 11	17
No. 12	15
No. 13	15
No. 14	15
No. 15	13
No. 16	12
No. 17	17
No. 18	11
No. 19	10
No. 20	7
No. 21	3
No. 22	-
No. 23	1
No. 24	1
No. 25	-

¹ - Duke was ranked in the top 25 of 200 consecutive AP polls from 1997 through 2007, the second-longest streak in college basketball history.

ALL-TIME CONSECUTIVE AP POLLS RANKED

TEAM	CONSECUTIVE AP POLLS RANKED
UCLA	221 (1966-80)
Duke	200 (1996-07)
Kansas	180 (2009-present)
North Carolina	172 (1990-00)
North Carolina	171 (1972-82)
Duke	167 (2007-16)
Marquette	166 (1969-79)
Kentucky	164 (1990-99)
Kansas	145 (1991-99)
Duke	143 (1986-95)

IN THE POLLS

The Duke basketball program has held a prominent spot in the national basketball scene since the beginning of the post-World War II era. The final national rankings are just one measuring stick in which the Blue Devils are among the elite in the history of the sport.

In the Coach K era, which began in 1980-81, Duke has finished in the Associated Press top 25 a total of 31 seasons, including seven times as the No. 1 team in the nation. With consecutive AP number one finishes from 1999-2002, Duke became the first school in college basketball history to be ranked at the top of the final AP poll for four straight years.

- Duke has been ranked No. 1 at some point in the season in 21 of the past 33 years (AP & USA Today polls).
- Mike Krzyzewski has spent more weeks ranked in the top 25 (601 weeks), top 10 (515) and No. 1 (116) than any other active coach (AP poll only).
- Duke has been ranked No. 1 in 103 weeks since 1990, the most by any school in the nation. The next closest school is Kansas at 56 weeks during the same time period.
- Duke has been No. 1 116 weeks (234 games, 204-30) in the AP poll since 1986.
- Of the 1,306 games coached at Duke by Mike Krzyzewski, 1,161 of them have come as a ranked team (88.9 percent). Duke's record as a ranked team since 1981 is 946-215 (.815).
- Under Coach K, Duke has played more games as a No. 1 team (235) than as an unranked team (145).
- The Blue Devils were ranked in the top 25 of the AP poll in 380 consecutive games (Nov. 20, 1996-Feb. 11, 2007).
- Duke has been ranked No. 1 in the nation 134 weeks overall, tying UCLA for the highest figure in NCAA history.
- Duke finished in the top 10 for 10 consecutive seasons from 1997-2006 -- second all-time behind UCLA (13 straight years from 1967-79).
- Duke's 1991-92 team is one of only 12 schools in college basketball history to be ranked No. 1 for the entire season.
- Duke has been ranked in 410 of the last 413 AP polls. The Blue Devils have been ranked in the top 10 for 365 weeks in that span.

NO. 1. BLUE DEVILS

Duke has been ranked No. 1 in the AP Poll in 18 different seasons under Mike Krzyzewski.

SEASONS RANKED NO. 1

Mike Krzyzewski	18
John Wooden	12
Roy Williams	12
Dean Smith	10

FINAL NO. 1 RANKINGS

Since 1986, Duke has claimed the No. 1 ranking in the final AP poll seven times. The Blue Devils finished the season ranked No. 1 in the AP poll for four consecutive seasons (1999-2002), an unprecedented feat in college basketball history.

END OF SEASON NO. 1 RANKINGS

Duke	7
Kansas	3
Kentucky	3
North Carolina	3
Ohio State	2
UNLV	2

COACH K AT NO. 1

Mike Krzyzewski has coached in 235 games with his Blue Devils as the nation's No. 1 team (AP poll only), compiling a 205-30 (.872) record. Coach K's 235 games at No. 1 are most in NCAA history, while his 205 victories are second.

COACH	NO. OF GAMES	
	AS NO. 1 TEAM	RECORD (PCT.)
Mike Krzyzewski	235	205-30 (.872)
John Wooden	228	217-11 (.952)
Dean Smith	134	113-21 (.843)
Adolph Rupp	118	100-18 (.847)

NO. 1 RANKINGS SINCE 1997-98

Since the 1997-98 season, Duke has been ranked No. 1 in the Associated Press poll 79 weeks, 40 more than the next closest team. The Blue Devils reached the top ranking in seven consecutive seasons from 1998-2004, becoming just the second program in NCAA history to accomplish that feat. UCLA holds the record with 12 consecutive seasons being ranked No. 1 at some point (1964-75). Duke finished the season ranked No. 1 in the AP poll for four consecutive seasons (1999-2002), an unprecedented feat in college basketball history.

TEAM	SEASONS RANKED NO. 1	TOTAL WEEKS RANKED NO. 1
Duke	13	79
North Carolina	7	39
Kentucky	8	37
Kansas	8	30
Connecticut	6	28
Arizona	5	27
Stanford	3	16
Illinois	1	15
Florida	4	14
Cincinnati	1	12
Villanova	3	19
Indiana	1	10
Syracuse	3	10
Michigan State	4	10
Ohio State	2	9
Gonzaga	2	7
UCLA	1	6
Virginia	1	5
Memphis	1	5
Oklahoma	1	3
Pittsburgh	1	3
Wake Forest	2	3
Louisville	2	2
Alabama	1	2
Texas	1	2
St. Joseph's	1	1
Wisconsin	1	1
Tennessee	1	1
Michigan	1	1
Baylor	1	1

2018-19 DUKE MEN'S BASKETBALL

MEDIA GUIDE

ASSOCIATED PRESS FINAL TOP 10

1949

1. Kentucky
2. Oklahoma State
3. St. Louis
4. Illinois
5. W. Kentucky
6. Minnesota
7. Bradley
8. San Francisco
9. Tulane
10. Bowling Green

1950

1. Bradley
2. Ohio State
3. Kentucky
4. Holy Cross
5. N.C. State
6. Duquesne
7. UCLA
8. W. Kentucky
9. St. John's
10. LaSalle

1951

1. Kentucky
2. Oklahoma State
3. Columbia
4. Kansas State
5. Illinois
6. Bradley
7. Indiana
8. N.C. State
9. St. John's
10. St. Louis

1952

1. Kentucky
2. Illinois
3. Kansas State
4. Duquesne
5. St. Louis
6. Washington
7. Iowa
8. Kansas
9. West Virginia
10. St. John's

1953

1. Indiana
2. Seton Hall
3. Kansas
4. Washington
5. LSU
6. LaSalle
7. St. John's
8. Oklahoma State
9. Duquesne
10. Notre Dame

1954

1. Kentucky
2. LaSalle
3. Holy Cross
4. Indiana
5. Duquesne
6. Notre Dame
7. Bradley
8. W. Kentucky
9. Penn State
10. Oklahoma State

1955

1. San Francisco
2. Kentucky
3. LaSalle
4. NC State
5. Iowa
6. Duquesne
7. Utah
8. Marquette
9. Dayton
10. Oregon State

1956

1. San Francisco
2. NC State
3. Dayton
4. Iowa
5. Alabama
6. Louisville
7. SMU
8. UCLA
9. Kentucky
10. Illinois

1957

1. North Carolina
2. Kansas
3. Kentucky
4. SMU
5. Seattle
6. Louisville
7. West Virginia
8. Vanderbilt
9. Oklahoma City
10. St. Louis

1958

1. West Virginia
2. Cincinnati
3. Kansas State
4. San Francisco
5. Temple
6. Maryland
7. Kansas
8. Notre Dame
9. Kentucky
10. Duke

1959

1. Kansas State
2. Kentucky
3. Mississippi State
4. Bradley
5. Cincinnati
6. NC State
7. Michigan State
8. Auburn
9. North Carolina
10. West Virginia

1960

1. Cincinnati
2. California
3. Ohio State
4. Bradley
5. West Virginia
6. Utah
7. Indiana
8. Utah State
9. St. Bonaventure
10. Miami

1961

1. Ohio State
2. Cincinnati
3. St. Bonaventure
4. Kansas State
5. North Carolina
6. Bradley
7. USC
8. Iowa
9. West Virginia
10. Duke

1962

1. Ohio State
2. Cincinnati
3. Kentucky
4. Mississippi State
5. Bradley
6. Kansas State
7. Utah
8. Bowling Green
9. Colorado
10. Duke

1963

1. Cincinnati
2. Duke
3. Loyola, Chicago
4. Arizona State
5. Wichita State
6. Mississippi State
7. Ohio State
8. Illinois
9. NYU
10. Colorado

1964

1. UCLA
2. Michigan
3. Duke
4. Kentucky
5. Wichita State
6. Oregon State
7. Villanova
8. Loyola, Chicago
9. DePaul
10. Davidson

1965

1. Michigan
2. UCLA
3. St. Joseph's
4. Providence
5. Vanderbilt
6. Davidson
7. Minnesota
8. Villanova
9. BYU
10. Duke

1966

1. Kentucky
2. Duke
3. Texas-El Paso
4. Kansas
5. St. Joseph's
6. Loyola, Chicago
7. Cincinnati
8. Vanderbilt
9. Michigan
10. W. Kentucky

1967

1. UCLA
2. Louisville
3. Kansas
4. North Carolina
5. Princeton
6. W. Kentucky
7. Houston
8. Tennessee
9. Boston College
10. Texas-El Paso

1968

1. Houston
2. UCLA
3. St. Bonaventure
4. North Carolina
5. Kentucky
6. New Mexico
7. Columbia
8. Davidson
9. Louisville
10. Duke

1969

1. UCLA
2. LaSalle
3. Santa Clara
4. North Carolina
5. Davidson
6. Purdue
7. Kentucky
8. St. John's
9. Duquesne
10. Villanova

1970

1. Kentucky
2. UCLA
3. St. Bonaventure
4. Jacksonville
5. New Mexico St.
6. South Carolina
7. Iowa
8. Marquette
9. Notre Dame
10. N.C. State

1971

1. UCLA
2. Marquette
3. Pennsylvania
4. Kansas
5. USC
6. South Carolina
7. W. Kentucky
8. Kentucky
9. Fordham
10. Ohio State

1972

1. UCLA
2. North Carolina
3. Pennsylvania
4. Louisville
5. Long Beach State
6. South Carolina
7. Marquette
8. SW Louisiana
9. BYU
10. Florida State

1973

1. UCLA
2. NC State
3. Long Beach State
4. Providence
5. Marquette
6. Indiana
7. SW Louisiana
8. Maryland
9. Kansas State
10. Minnesota

1974

1. NC State
2. UCLA
3. Marquette
4. Maryland
5. Notre Dame
6. Michigan
7. Kansas
8. Providence
9. Indiana
10. Long Beach State

1975

1. UCLA
2. Kentucky
3. Indiana
4. Louisville
5. Maryland
6. Syracuse
7. NC State
8. Arizona State
9. North Carolina
10. Alabama

1976

1. Indiana
2. Marquette
3. UNLV
4. Rutgers
5. UCLA
6. Alabama
7. Notre Dame
8. North Carolina
9. Michigan
10. W. Michigan

1977

1. Michigan
2. UCLA
3. Kentucky
4. UNLV
5. North Carolina
6. Syracuse
7. Marquette
8. San Francisco
9. Wake Forest
10. Notre Dame

1978

1. Kentucky
2. UCLA
3. DePaul
4. Michigan State
5. Arkansas
6. Notre Dame
7. Duke
8. Marquette
9. Louisville
10. Kansas

1979

1. Indiana State
2. UCLA
3. Michigan State
4. Notre Dame
5. Arkansas
6. DePaul
7. LSU
8. Syracuse
9. North Carolina
10. Marquette

1980

1. DePaul
2. LSU
3. Kentucky
4. Louisville
5. Oregon State
6. Syracuse
7. Indiana
8. Maryland
9. Ohio State
10. Georgetown

1981

1. DePaul
2. Oregon State
3. Virginia
4. LSU
5. Arizona State
6. North Carolina
7. Indiana
8. Kentucky
9. Notre Dame
10. Utah

1982

1. North Carolina
2. DePaul
3. Virginia
4. Oregon State
5. Missouri
6. Minnesota
7. Georgetown
8. Idaho
9. Memphis State
10. Fresno State

1983

1. Houston
2. Louisville
3. St. John's
4. Virginia
5. Indiana
6. UNLV
7. UCLA
8. North Carolina
9. Arkansas
10. Missouri

1984

1. North Carolina
2. Georgetown
3. Kentucky
4. DePaul
5. Houston
6. Illinois
7. Oklahoma
8. Arkansas
9. Texas-El Paso
10. Purdue

1985

1. Georgetown
2. Michigan
3. St. John's
4. Oklahoma
5. Memphis State
6. Georgia Tech
7. North Carolina
8. Louisiana Tech
9. UNLV
10. Duke

1986

1. Duke
2. Kansas
3. Kentucky
4. St. John's
5. Michigan
6. Georgia Tech
7. Louisville
8. North Carolina
9. Syracuse
10. Notre Dame

1987

1. UNLV
2. North Carolina
3. Indiana
4. Georgetown
5. DePaul
6. Iowa
7. Purdue
8. Temple
9. Alabama
10. Syracuse

1988

1. Temple
2. Arizona
3. Purdue
4. Oklahoma
5. Duke
6. Kentucky
7. North Carolina
8. Pittsburgh
9. Syracuse
10. Michigan

1989

1. Arizona
2. Georgetown
3. Illinois
4. Oklahoma
5. North Carolina
6. Missouri
7. Syracuse
8. Indiana
9. Duke
10. Michigan

FINAL NO. 1 RANKINGS (AP) (SINCE 1986)

Duke	7
Kansas	3
Kentucky	3
North Carolina	3
Ohio State	2
UNLV	2
Temple	1
Arizona	1
Oklahoma	1
Indiana	1
UCLA	1
Massachusetts	1
Stanford	1
Illinois	1
Louisville	1
Gonzaga	1
Florida	1
Villanova	1
Virginia	1

DUKE'S FINAL TOP 25 RANKINGS

YEAR	AP	COACHES
1952	12	NR
1954	15	20
1956	17	18
1958	10	13
1960	18	15
1961	10	9
1962	10	13
1963	2	2
1964	3	4
1965	10	9
1966	2	2
1967	NR	19
1968	10	11
1978	7	9
1979	11	7
1980	14	16
1984	14	14
1985	10	12
1986	1	1
1987	17	NR
1988	5	5
1989	9	7
1990	15	14
1991	6	6
1992	1	1
1993	10	9
1994	6	2
1997	8	11
1998	3	5
1999	1	2
2000	1	4
2001	1	1
2002	1	5
2003	7	9
2004	6	2
2005	3	7
2006	1	7
2008	9	16
2009	6	11
2010	3	1
2011	3	7
2012	8	14
2013	6	5
2014	8	16
2015	4	1
2016	19	18
2017	7	13
2018	9	4

MEDIA GUIDE

2018-19 DUKE MEN'S BASKETBALL

1990

- Oklahoma
- UNLV
- Connecticut
- Michigan State
- Kansas
- Syracuse
- Arkansas
- Georgetown
- Georgia Tech
- Purdue

1991

- UNLV
- Arkansas
- Indiana
- North Carolina
- Ohio State
- Duke
- Syracuse
- Arizona
- Kentucky
- Utah

1992

- Duke
- Kansas
- Ohio State
- UCLA
- Indiana
- Kentucky
- UNLV
- USC
- Arkansas
- Arizona

1993

- Indiana
- Kentucky
- Michigan
- North Carolina
- Arizona
- Seton Hall
- Cincinnati
- Vanderbilt
- Kansas
- Duke

1994

- North Carolina
- Arkansas
- Purdue
- Connecticut
- Missouri
- Duke
- Kentucky
- Massachusetts
- Arizona
- Louisville

1995

- UCLA
- Kentucky
- Wake Forest
- North Carolina
- Kansas
- Arkansas
- Massachusetts
- Connecticut
- Villanova
- Maryland

1996

- Massachusetts
- Kentucky
- Connecticut
- Georgetown
- Kansas
- Purdue
- Cincinnati
- Texas Tech
- Wake Forest
- Villanova

1997

- Kansas
- Utah
- Minnesota
- North Carolina
- Kentucky
- South Carolina
- UCLA
- Duke
- Wake Forest
- Cincinnati

1998

- North Carolina
- Kansas
- Duke
- Arizona
- Kentucky
- Connecticut
- Utah
- Princeton
- Cincinnati
- Stanford

1999

- Duke
- Michigan State
- Connecticut
- Auburn
- Maryland
- Utah
- Stanford
- Kentucky
- St. John's
- Miami

2000

- Duke
- Michigan State
- Stanford
- Arizona
- Temple
- Iowa State
- Cincinnati
- Ohio State
- St. John's
- LSU

2001

- Duke
- Stanford
- Michigan State
- Illinois
- Arizona
- North Carolina
- Boston College
- Florida
- Kentucky
- Iowa State

2002

- Duke
- Kansas
- Oklahoma
- Maryland
- Cincinnati
- Gonzaga
- Arizona
- Alabama
- Pittsburgh
- Connecticut

2003

- Kentucky
- Arizona
- Oklahoma
- Pittsburgh
- Texas
- Kansas
- Duke
- Wake Forest
- Marquette
- Florida

2004

- Stanford
- Kentucky
- Gonzaga
- Oklahoma State
- St. Joseph's
- Duke
- Connecticut
- Mississippi State
- Pittsburgh
- Wisconsin

2005

- Illinois
- North Carolina
- Duke
- Louisville
- Wake Forest
- Oklahoma State
- Kentucky
- Washington
- Arizona
- Gonzaga

2006

- Duke
- Connecticut
- Villanova
- Memphis
- Gonzaga
- Ohio State
- Boston College
- UCLA
- Texas
- North Carolina

2007

- Ohio State
- Kansas
- Florida
- North Carolina
- Memphis
- Wisconsin
- UCLA
- Georgetown
- Texas A&M
- Oregon

2008

- North Carolina
- Memphis
- UCLA
- Kansas
- Tennessee
- Wisconsin
- Texas
- Georgetown
- Duke
- Stanford

2009

- Louisville
- North Carolina
- Memphis
- Pittsburgh
- Connecticut
- Duke
- Oklahoma
- Michigan State
- Missouri
- Gonzaga

2010

- Kansas
- Kentucky
- Duke
- Syracuse
- Ohio State
- West Virginia
- Kansas State
- New Mexico
- Villanova
- Purdue

2011

- Ohio State
- Kansas
- Duke
- Pittsburgh
- Notre Dame
- San Diego State
- North Carolina
- Texas
- Connecticut
- BYU

2012

- Kentucky
- Syracuse
- Missouri
- North Carolina
- Michigan State
- Kansas
- Ohio State
- Duke
- Baylor
- Florida State

2013

- Gonzaga
- Louisville
- Kansas
- Indiana
- Miami [Fla.]
- Duke
- Ohio State
- Georgetown
- Michigan State
- New Mexico
- Michigan

2014

- Florida
- Wichita State
- Virginia
- Arizona
- Louisville
- Villanova
- Michigan
- Duke
- Iowa State
- Kansas

2015

- Kentucky
- Villanova
- Wisconsin
- Duke
- Arizona
- Virginia
- Gonzaga
- Notre Dame
- Iowa State
- Kansas

2016

- Kansas
- Michigan State
- North Carolina
- Virginia
- Oregon
- Villanova
- Oklahoma
- West Virginia
- Xavier
- Miami

2017


- Villanova
- Gonzaga
- Kansas
- Arizona
- North Carolina
- Kentucky
- Duke
- UCLA
- Oregon
- Louisville

2018

- Virginia
- Villanova
- Xavier
- Kansas
- Michigan State
- Cincinnati
- Michigan
- Gonzaga
- Duke
- North Carolina



In 1986, Duke finished atop the final national Associated Press poll after winning 37 games and reaching the NCAA championship game.



In 1992, Duke captured the school's second national championship and was ranked No. 1 in the final national Associated Press poll.



The Blue Devils were ranked No. 1 in the final national Associated Press poll in 2001. Duke went on to defeat Arizona in the NCAA championship game.

DUKE WEEK-BY-WEEK IN THE ASSOCIATED PRESS POLL

SEASON	PS	1	2	3	4	5	6	7	8	9	10	11	12	13	14	15	16	17	18	19	DATES
1949	--	--	--	--	--	--	--	--	--	--	--	--	--	--	--	--	--	--	--	--	Jan. 20 - March 8
1950	--	--	--	--	--	--	--	--	--	--	--	--	--	--	--	--	--	--	--	--	Jan. 5 - March 7
1951	--	--	--	--	--	--	--	--	--	--	--	--	--	--	--	--	--	--	--	--	Dec. 19 - March 7
1952		12	19	--	--	--	--	--	--	--	--	--	--	15	12	--	--	--	--	--	Dec. 11 - March 4
1953	--	--	--	--	--	--	--	--	--	--	18	--	--	--	--	--	--	--	--	--	Dec. 16 - March 10
1954	--	13	--	--	--	8	9	13	20	8	15	14	10	11	18	15	--	--	--	--	Dec. 8 - March 23
1955	17	--	--	--	18	17	--	--	--	--	--	--	--	--	--	--	--	--	--	--	Dec. 7 - March 8
1956	--	--	14	8	11	6	7	10	10	8	11	11	11	11	19	--	--	--	--	--	Dec. 6 - March 6
1957	--	13	9	--	15	16	15	19	--	17	16	--	--	--	--	--	--	--	--	--	Dec. 11 - March 12
1958	--	--	--	--	--	--	--	--	--	13	8	7	6	6	10	--	--	--	--	--	Dec. 10 - March 11
1959	--	--	--	--	--	--	--	--	--	--	--	--	--	--	--	--	--	--	--	--	Dec. 9 - March 9
1960		16	18	--	--	--	--	--	--	--	--	--	--	18	--	--	--	--	--	--	Dec. 22 - March 8
1961		8	7	6	8	8	8	5	4	3	3	6	9	10	--	--	--	--	--	--	Dec. 13 - March 7
1962	7	--	10	8	10	7	7	6	5	7	8	8	9	10	--	--	--	--	--	--	Dec. 19 - March 13
1963	2	2	2	2	8	7	6	5	4	3	3	3	2	2	2	2	--	--	--	--	Dec. 4 - March 12
1964	4	3	5	8	9	9	10	8	8	7	5	4	4	4	3	--	--	--	--	--	Dec. 10 - March 10
1965	5	8	6	6	8	6	10	10	10	6	6	6	5	8	10	--	--	--	--	--	Dec. 8 - March 9
1966	3	6	1	1	1	1	1	1	1	1	2	2	2	3	2	--	--	--	--	--	Dec. 7 - March 8
1967	4	7	--	--	--	--	--	--	--	--	--	--	--	--	--	--	--	--	--	--	Dec. 6 - March 7
1968	--	--	--	--	--	--	--	--	--	9	--	10	8	10	6	10	--	--	--	--	Dec. 5 - March 12
1969	17	16	9	--	--	--	--	--	--	--	--	--	--	--	--	--	--	--	--	--	Dec. 3 - March 4
1970	--	--	--	--	--	19	19	16	--	--	--	--	--	--	--	--	--	--	--	--	Dec. 9 - March 10
1971	13	--	--	--	--	--	--	--	--	--	--	--	--	--	19	--	--	--	--	--	Dec. 8 - March 16
1972	--	--	--	--	--	--	--	--	--	--	--	--	--	--	--	--	--	--	--	--	Dec. 7 - March 14
1973	--	--	--	--	--	--	--	--	--	--	--	--	--	--	--	--	--	--	--	--	Dec. 5 - March 13
1974	--	--	--	--	--	--	--	--	--	--	--	--	--	--	--	--	--	--	--	--	Dec. 4 - March 27
1975	--	--	--	--	--	--	--	--	--	--	--	--	--	--	--	--	--	--	--	--	Dec. 3 - April 2
1976	--	--	--	--	--	--	--	--	--	--	--	--	--	--	--	--	--	--	--	--	Dec. 2 - March 16
1977	--	--	--	--	--	--	--	--	--	--	--	--	--	--	--	--	--	--	--	--	Nov. 30 - March 15
1978	--	--	--	--	--	--	--	--	17	11	17	--	20	13	15	8	7	--	--	--	Nov. 29 - March 13
1979	1	1	1	1	1	1	5	7	8	7	3	3	5	6	5	6	11	--	--	--	Nov. 28 - March 13
1980	3	2	2	1	1	1	1	5	3	5	10	16	17	--	14	--	--	--	--	--	Dec. 4 - March 4
1981	--	--	--	--	--	--	--	--	--	--	--	--	--	--	--	--	--	--	--	--	Dec. 2 - March 10
1982	--	--	--	--	--	--	--	--	--	--	--	--	--	--	--	--	--	--	--	--	Dec. 1 - March 9
1983	--	--	--	--	--	--	--	--	--	--	--	--	--	--	--	--	--	--	--	--	Nov. 30 - March 15
1984	--	--	--	--	--	--	--	--	--	--	--	--	19	14	15	16	14	--	--	--	Nov. 29 - March 13
1985	6	4	4	3	2	2	2	2	2	5	6	5	7	6	5	7	10	--	--	--	Nov. 27 - March 12
1986	6	6	3	3	3	3	3	3	3	2	5	4	2	2	1	1	1	--	--	--	Nov. 26 - March 11
1987	--	--	--	--	--	20	17	14	12	13	16	15	17	17	14	17	--	--	--	--	Dec. 2 - March 10
1988	15	13	10	10	9	9	9	7	9	5	4	8	6	5	9	8	5	--	--	--	Dec. 1 - March 15
1989	1	1	1	1	1	1	1	1	1	1	8	12	14	11	9	9	7	9	--	--	Nov. 22 - March 14
1990	10	7	6	12	12	13	13	10	8	8	5	4	6	3	5	12	15	--	--	--	Nov. 27 - March 13
1991	6	8	5	10	9	8	8	14	12	9	7	6	5	7	8	6	6	--	--	--	Nov. 27 - March 12
1992	1	1	1	1	1	1	1	1	1	1	1	1	1	1	1	1	1	1	1	1	Nov. 25 - March 16
1993	3	3	4	1	1	1	1	1	3	6	7	5	3	7	9	6	8	10	--	--	Nov. 23 - March 15
1994	4	4	6	4	3	3	3	3	2	5	2	1	2	6	2	2	5	6	--	--	Nov. 22 - March 14
1995	8	8	6	9	9	9	7	11	16	--	--	--	--	--	--	--	--	--	--	--	Nov. 21 - March 13
1996	--	--	12	18	21	20	20	19	--	--	--	--	--	--	--	--	--	--	--	--	Nov. 20 - March 11
1997	10	10	6	10	14	11	12	13	10	13	10	12	8	6	6	7	7	8	--	--	Nov. 19 - March 10
1998	3	3	3	1	1	3	3	3	2	2	1	1	1	2	2	1	1	3	--	--	Nov. 16 - March 6
1999	1	1	1	4	3	2	2	2	2	2	2	2	2	1	1	1	1	1	--	--	Nov. 15 - March 8
2000	10	18	16	17	14	11	10	9	8	6	5	3	3	3	3	2	4	3	1	1	Nov. 15 - March 13
2001	2	2	2	1	1	1	1	3	3	2	2	2	2	3	3	4	2	3	1	1	Nov. 13 - March 12
2002	1	1	1	1	1	1	1	1	2	1	1	1	1	1	3	3	3	1	--	--	Nov. 5 - April 2
2003	6	6	6	4	3	3	3	3	1	1	3	5	9	8	8	6	10	12	7	--	Nov. 11-March 17
2004	2	2	2	6	4	3	3	2	2	2	1	1	1	1	3	5	3	5	6	--	Nov. 10-March 15
2005	11	11	9	10	9	7	6	6	5	5	4	2	4	7	7	7	6	5	3	--	Nov. 15-March 14
2006	1	1	1	1	1	1	1	1	1	1	1	2	2	2	2	1	1	3	1	--	Nov. 14-March 13
2007	12	11	9	11	7	6	6	5	5	11	14	10	8	16	--	18	14	21	--	--	Nov. 6-March 13
2008	13	13	13	7	6	6	6	10	9	9	7	4	3	2	2	5	7	6	7	9	Nov. 5-March 17
2009	8	10	7	4	7	6	5	5	2	3	2	1	4	6	9	7	7	9	6	--	Nov. 10-March 16
2010	9	9	7	6	8	7	7	7	5	8	7	8	10	8	6	5	4	4	3	--	Nov. 2-March 15
2011	1	1	1	1	1	1	1	1	1	1	4	3	5	5	5	1	4	5	3	--	Nov. 15-March 14
2012	6	6	6	4	7	7	7	7	5	8	4	8	7	10	5	5	4	6	8	--	Nov. 7-March 12
2013	8	8	5	2	2	2	1	1	1	1	3	1	5	4	2	6	3	3	2	6	Nov. 5-March 18
2014	4	4	6	6	10	8	8	9	7	16	23	18	17	11	8	5	6	4	7	8	Nov. 4-March 17
2015	4	4	4	4	2	2	2	2	2	4	5	4	4	4	4	3	2	4	--	--	Nov. 10-March 16
2016	5	5	6	7	8	7	15	15	14	9	20	24	--	--	20	15	17	19	19	--	Nov. 2-March 4
2017	1	1	6	5	5	5	5	5	8	7	18	17	21	18	12	10	17	14	7	--	Oct. 31-March 13
2018	1	1	1	1	1	4	4	4	2	7	5	4	4	9	12	5	5	5	9	--	Nov. 1-March 12

UPI POLLS

FINAL TOP 10
(COACHES 1951-92)

1951

1. Kentucky
2. Oklahoma State
3. Kansas State
4. Illinois
5. Columbia
6. Bradley
7. NC State
8. Indiana
9. St. John's
10. BYU

1952

1. Kentucky
2. Illinois
3. Kansas
4. Duquesne
5. Washington
6. Kansas State
7. St. Louis
8. Iowa
9. St. John's
10. Wyoming

1953

1. Indiana
2. Washington
3. LaSalle
4. Seton Hall
5. Kansas
6. LSU
7. Oklahoma State
8. N.C. State
9. Kansas State
10. Illinois

1954

1. Indiana
2. Kentucky
3. Duquesne
4. Oklahoma State
5. Notre Dame
6. W. Kentucky
7. Kansas
8. LSU
9. Holy Cross
10. Iowa

1955

1. San Francisco
2. Kentucky
3. LaSalle
4. Utah
5. Iowa
6. NC State
7. Duquesne
8. Oregon State
9. Marquette
10. Dayton

1956

1. San Francisco
2. NC State
3. Dayton
4. Iowa
5. Alabama
6. SMU
7. Louisville
8. Illinois
9. UCLA
10. Vanderbilt

1957

1. North Carolina
2. Kansas
3. Kentucky
4. SMU
5. Seattle
6. California
7. Michigan State
8. Louisville
9. UCLA
10. St. Louis

1958

1. West Virginia
2. Cincinnati
3. San Francisco
4. Kansas State
5. Temple
6. Maryland
7. Notre Dame
8. Kansas
9. Dayton
10. Indiana

1959

1. Kansas State
2. Kentucky
3. Michigan State
4. Cincinnati
5. NC State
6. North Carolina
7. Mississippi State
8. Bradley
9. California
10. Auburn

1960

1. California
2. Cincinnati
3. Ohio State
4. Bradley
5. Utah
6. West Virginia
7. Utah State
8. Georgia Tech
9. Villanova
10. Indiana

1961

1. Ohio State
2. Cincinnati
3. St. Bonaventure
4. Kansas State
5. USC
6. North Carolina
7. Bradley
8. St. John's
9. Duke
10. Wake Forest

1962

1. Ohio State
2. Cincinnati
3. Kentucky
4. Mississippi State
5. Kansas State
6. Bradley
7. Wake Forest
8. Colorado
9. Bowling Green
10. Utah

1963

1. Cincinnati
2. Duke
3. Arizona State
4. Loyola, Chicago
5. Illinois
6. Wichita State
7. Mississippi State
8. Ohio State
9. Colorado
10. Stanford

1964

1. UCLA
2. Michigan
3. Kentucky
4. Duke
5. Oregon State
6. Wichita State
7. Villanova
8. Loyola, Chicago
9. Texas-El Paso
10. Davidson

1965

1. Michigan
2. UCLA
3. St. Joseph's
4. Providence
5. Vanderbilt
6. BYU
7. Davidson
8. Minnesota
9. Duke
10. San Francisco

1966

1. Kentucky
2. Duke
3. Texas-El Paso
4. Kansas
5. Loyola, Chicago
6. St. Joseph's
7. Michigan
8. Vanderbilt
9. Cincinnati
10. Providence

1967

1. UCLA
2. Louisville
3. North Carolina
4. Kansas
5. Princeton
6. Houston
7. W. Kentucky
8. Texas-El Paso
9. Villanova
10. Boston College

1968

1. Houston
2. UCLA
3. St. Bonaventure
4. North Carolina
5. Kentucky
6. Columbia
7. New Mexico
8. Louisville
9. Davidson
10. Marquette

1969

1. UCLA
2. North Carolina
3. Davidson
4. Santa Clara
5. Kentucky
6. LaSalle
7. Purdue
8. St. John's
9. New Mexico St.
10. Duquesne

1970

1. Kentucky
2. UCLA
3. St. Bonaventure
4. New Mexico St.
5. Jacksonville
6. South Carolina
7. Iowa
8. Notre Dame
9. Drake
10. Marquette

1971

1. UCLA
2. Marquette
3. Pennsylvania
4. Kansas
5. USC
6. South Carolina
7. W. Kentucky
8. Kentucky
9. Fordham
10. Ohio State

1972

1. UCLA
2. North Carolina
3. Pennsylvania
4. Louisville
5. South Carolina
6. Long Beach State
7. Marquette
8. SW Louisiana
9. BYU
10. Florida State

1973

1. UCLA
2. NC State
3. Long Beach State
4. Marquette
5. Providence
6. Indiana
7. Kansas State
8. SW Louisiana
9. Minnesota
10. Maryland

1974

1. NC State
2. UCLA
3. Notre Dame
4. Maryland
5. Marquette
6. Providence
7. Vanderbilt
8. North Carolina
9. Indiana
10. Kansas

1975

1. Indiana
2. UCLA
3. Louisville
4. Kentucky
5. Maryland
6. Marquette
7. Arizona State
8. Alabama
9. N.C. State
10. North Carolina

1976

1. Indiana
2. Marquette
3. Rutgers
4. UNLV
5. UCLA
6. North Carolina
7. Alabama
8. Notre Dame
9. Michigan
10. Washington

1977

1. Michigan
2. San Francisco
3. North Carolina
4. UCLA
5. Kentucky
6. UNLV
7. Arkansas
8. Tennessee
9. Syracuse
10. Utah

1978

1. Kentucky
2. UCLA
3. Marquette
4. New Mexico
5. Michigan State
6. Arkansas
7. DePaul
8. Kansas
9. Duke
10. North Carolina

1979

1. Indiana State
2. UCLA
3. North Carolina
4. Michigan State
5. Notre Dame
6. Arkansas
7. Duke
8. DePaul
9. LSU
10. Syracuse

1980

1. DePaul
2. LSU
3. Kentucky
4. Louisville
5. Oregon State
6. Syracuse
7. Indiana
8. Maryland
9. Ohio State
10. Georgetown

1981

1. DePaul
2. Oregon State
3. Virginia
4. LSU
5. Arizona State
6. North Carolina
7. Indiana
8. Kentucky
9. Notre Dame
10. Utah

1982

1. North Carolina
2. DePaul
3. Virginia
4. Oregon State
5. Missouri
6. Minnesota
7. Georgetown
8. Idaho
9. Memphis State
10. Fresno State

1983

1. Houston
2. Louisville
3. St. John's
4. Virginia
5. Indiana
6. UNLV
7. UCLA
8. North Carolina
9. Arkansas
10. Kentucky

1984

1. North Carolina
2. Georgetown
3. Kentucky
4. DePaul
5. Houston
6. Illinois
7. Arkansas
8. Oklahoma
9. Texas-El Paso
10. Maryland

1985

1. Georgetown
2. Michigan
3. St. John's
4. Memphis State
5. Oklahoma
6. Georgia Tech
7. North Carolina
8. Louisiana Tech
9. UNLV
10. Illinois

1986

1. Duke
2. Kansas
3. St. John's
4. Kentucky
5. Michigan
6. Georgia Tech
7. Louisville
8. North Carolina
9. Syracuse
10. UNLV

1987

1. UNLV
2. Indiana
3. North Carolina
4. Georgetown
5. DePaul
6. Purdue
7. Iowa
8. Temple
9. Alabama
10. Syracuse

1988

1. Temple
2. Arizona
3. Purdue
4. Oklahoma
5. Duke
6. Kentucky
7. Pittsburgh
8. North Carolina
9. Syracuse
10. Michigan

1989

1. Arizona
2. Georgetown
3. Illinois
4. North Carolina
5. Oklahoma
6. Indiana
7. Duke
8. Missouri
9. Syracuse
10. Michigan

1990

1. Oklahoma
2. UNLV
3. Connecticut
4. Michigan State
5. Kansas
6. Syracuse
7. Georgia Tech
8. Arkansas
9. Georgetown
10. Purdue

1991

1. UNLV
2. Arkansas
3. Indiana
4. North Carolina
5. Ohio State
6. Duke
7. Arizona
8. Syracuse
9. Nebraska
10. Utah

1992

1. Duke
2. Kansas
3. Ohio State
4. Indiana
5. UCLA
6. USC
7. Arizona
8. Arkansas
9. Kentucky
10. Oklahoma State

1993

1. Indiana
2. North Carolina
3. Michigan
4. Kentucky
5. Arizona
6. Seton Hall
7. Cincinnati
8. Vanderbilt
9. Kansas
10. Duke

USA TODAY POLL
FINAL TOP 10
(1983-92)

1983

1. Houston
2. Louisville
3. St. John's
4. Indiana
5. Virginia
6. North Carolina
7. UNLV
8. UCLA
9. Boston College
10. Villanova

1985

1. Georgetown
2. Michigan
3. St. John's
4. Oklahoma
5. Memphis State
6. Georgia Tech
7. Louisiana Tech
8. North Carolina
9. UNLV
10. Duke

1986

1. Duke
2. Kansas
3. Kentucky
4. St. John's
5. Georgia Tech
6. Michigan
7. North Carolina
8. Louisville
9. Syracuse
10. Notre Dame

1987

1. UNLV
2. Indiana
3. North Carolina
4. Georgetown
5. Iowa
6. DePaul
7. Alabama
8. Purdue
9. Temple
10. Syracuse

1988

1. Temple
2. Arizona
3. Oklahoma
4. Purdue
5. Kentucky
6. Duke
7. North Carolina
8. Pittsburgh
9. Syracuse
10. Michigan

1989

1. Arizona
2. Georgetown
3. Illinois
4. North Carolina
5. Indiana
6. Oklahoma
7. Syracuse
8. Duke
9. Missouri
10. Michigan

1990

1. Oklahoma
2. UNLV
3. Connecticut
4. Michigan State
5. Kansas
6. Syracuse
7. Arkansas
8. Georgia Tech
9. Georgetown
10. Missouri

1991

1. Duke
2. UNLV
3. Kansas
4. North Carolina
5. Arkansas
6. Seton Hall
7. St. John's
8. Ohio State
9. Indiana
10. Arizona

1992

1. Duke
2. Kansas
3. Ohio State
4. Indiana
5. UCLA
6. USC
7. Arizona
8. Arkansas
9. Kentucky
10. Oklahoma State

**USA TODAY/
CNN POLLS
FINAL TOP 10
(COACHES 1993-98)**

1993

1. North Carolina
2. Michigan
3. Kentucky
4. Kansas
5. Indiana
6. Cincinnati
7. Florida State
8. Vanderbilt
9. **Duke**
10. Arkansas

1994

1. Arkansas
2. **Duke**
3. Arizona
4. Florida
5. Purdue
6. Missouri
7. Connecticut
8. Michigan
9. North Carolina
10. Louisville

1995

1. UCLA
2. Arkansas
3. North Carolina
4. Oklahoma State
5. Kentucky
6. Connecticut
7. Massachusetts
8. Virginia
9. Wake Forest
10. Kansas

1996

1. Kentucky
2. Massachusetts
3. Syracuse
4. Mississippi State
5. Kansas
6. Cincinnati
7. Georgetown
8. Connecticut
9. Wake Forest
10. Texas Tech

1997

1. Arizona
2. Kentucky
3. Minnesota
4. North Carolina
5. Kansas
6. Utah
7. UCLA
8. Clemson
9. Wake Forest
10. Louisville

1998

1. Kentucky
2. Utah
3. North Carolina
4. Stanford
5. **Duke**
6. Arizona
7. Connecticut
8. Kansas
9. Purdue
10. Michigan State

**USA TODAY/
ESPN POLLS
FINAL TOP 10
(COACHES 1999-2015)**

1999

1. Connecticut
2. **Duke**
3. Michigan State
4. Ohio State
5. Kentucky
6. St. John's
7. Auburn
8. Maryland
9. Stanford
10. Utah

2000

1. Michigan State
2. Florida
3. Iowa State
4. **Duke**
5. Stanford
6. Oklahoma State
7. Cincinnati
8. Arizona
9. Tulsa
10. Temple

2001

1. **Duke**
2. Arizona
3. Michigan State
4. Maryland
5. Stanford
6. Illinois
7. Kansas
8. Kentucky
9. Mississippi
10. North Carolina

2002

1. Maryland
2. Kansas
3. Indiana
4. Oklahoma
5. **Duke**
6. Oregon
7. Connecticut
8. Cincinnati
9. Pittsburgh
10. Arizona

2003

1. Syracuse
2. Kansas
3. Texas
4. Kentucky
5. Arizona
6. Marquette
7. Oklahoma
8. Pittsburgh
9. **Duke**
10. Maryland

2004

1. Connecticut
2. **Duke**
3. Georgia Tech
4. Oklahoma State
5. St. Joseph's
6. Stanford
7. Pittsburgh
8. Kentucky
9. Kansas
10. Texas

2005

1. North Carolina
2. Illinois
3. Louisville
4. Michigan State
5. Kentucky
6. Arizona
7. **Duke**
8. Oklahoma State
9. Washington
10. Wisconsin

2006

1. Florida
2. UCLA
3. LSU
4. Connecticut
5. Villanova
6. Memphis
7. **Duke**
8. George Mason
9. Texas
10. Gonzaga

2007

1. Florida
2. Ohio State
3. UCLA
4. Georgetown
5. Kansas
6. North Carolina
7. Memphis
8. Oregon
9. Texas A&M
10. Pittsburgh

2008

1. Kansas
2. Memphis
3. North Carolina
4. UCLA
5. Texas
6. Louisville
7. Tennessee
8. Xavier
9. Davidson
10. Wisconsin

2009

1. North Carolina
2. Michigan State
3. Connecticut
4. Villanova
5. Louisville
6. Pittsburgh
7. Oklahoma
8. Missouri
9. Memphis
10. Kansas

2010

1. **Duke**
2. Butler
3. West Virginia
4. Michigan State
5. Kentucky
6. Kansas
7. Kansas State
8. Syracuse
9. Tennessee
10. Baylor

2011

1. Connecticut
2. Butler
3. Kentucky
4. Kansas
5. Ohio State
6. VCU
7. **Duke**
8. North Carolina
9. Arizona
10. Florida

2012

1. Kentucky
2. Kansas
3. Ohio State
4. Louisville
5. Syracuse
6. North Carolina
7. Michigan State
8. Baylor
9. Florida
10. Marquette

2013

1. Louisville
2. Michigan
3. Syracuse
4. Wichita State
5. **Duke**
6. Ohio State
7. Indiana
8. Kansas
9. Florida
10. Miami [Fl.]

2014

1. Connecticut
2. Kentucky
3. Florida
4. Wisconsin
5. Arizona
6. Michigan
7. Wichita State
8. Michigan State
9. Louisville
10. Virginia

2015

1. **Duke**
2. Wisconsin
3. Kentucky
4. Arizona
5. Notre Dame
6. Gonzaga
7. Michigan State
8. Virginia
9. Villanova
10. Louisville

FINAL POLL TITLES

SCHOOL	AP	COACHES	TOTAL		FIRST	LAST
			TITLES			
Kentucky	10	7	17		1949	2015
Duke	7	9	16		1986	2015
UCLA	8	7	15		1964	1995
North Carolina	6	6	12		1957	2017
Indiana	3	5	8		1953	1993
Ohio State	4	2	6		1961	2011
DePaul	2	2	4		1980	1981
Houston	2	2	4		1968	1983
Michigan	2	2	4		1965	1977
San Francisco	2	2	4		1955	1956
UNLV	2	2	4		1987	1991
Kansas	3	2	5		1997	2016
Connecticut	1	3	4		1999	2014
Florida	1	2	3		2006	2014
Cincinnati	2	1	3		1960	1963
Arizona	1	1	2		1989	1989
Georgetown	1	1	2		1985	1985
Illinois	1	1	2		2005	2005
Indiana State	1	1	2		1979	1979
Kansas State	1	1	2		1959	1959
Massachusetts	1	1	2		1996	1996
NC State	1	1	2		1974	1974
Oklahoma	1	1	2		1990	1990
Stanford	1	1	2		2004	2004
Temple	1	1	2		1988	1988
West Virginia	1	1	2		1958	1958
Louisville	1	1	2		2009	2013
Villanova	1	2	3		2016	2018
Arkansas	0	1	1		1994	1994
Bradley	1	0	1		1950	1950
Gonzaga	1	0	1		2013	2013
California	0	1	1		1960	1960
Virginia	1	0	1		2018	2018

Note: Duke is the only team to finish the regular season at No. 1 in the rankings four straight seasons. Each year from 1998-99 through 2001-02, the Blue Devils topped both the AP and coaches' polls at the end of the regular season.

**USA TODAY POLL
FINAL TOP 10
(2016-P)**

2016

1. Villanova
2. North Carolina
3. Kansas
4. Oklahoma
5. Virginia
6. Oregon
7. Michigan State
8. Miami
9. Indiana
10. Syracuse

2017

1. North Carolina
2. Gonzaga
3. Oregon
4. Kansas
5. Kentucky
6. South Carolina
7. Arizona
8. Villanova
9. UCLA
10. Florida

2018

1. Villanova
2. Michigan
3. Kansas
4. **Duke**
5. Virginia
6. Texas Tech
7. Loyola-Chicago
8. Xavier
9. Purdue
10. Gonzaga

ALL-TIME RECORD - RANKED

RK	W-L	PCT.
1	228-35	.867
2	120-21	.851
3	118-24	.831
4	86-17	.835
5	95-30	.760
6	119-32	.788
7	86-27	.761
8	79-18	.814
9	52-20	.722
10	40-15	.727
11	24-9	.727
12	24-6	.800
13	26-4	.867
14	24-6	.800
15	20-6	.769
16	11-10	.524
17	19-13	.594
18	15-7	.682
19	9-9	.500
20	12-2	.857
21	2-1	.667
22	0-0	-
23	2-0	1.000
24	0-1	.000
25	0-0	-
Total	1,211-313	.795

ALL-TIME RECORD - VS. RANKED

RK	W-L	PCT.
1	9-22	.290
2	17-30	.362
3	13-23	.361
4	13-20	.394
5	12-22	.353
6	18-10	.643
7	17-16	.515
8	10-19	.345
9	15-15	.500
10	11-7	.611
11	16-11	.593
12	12-6	.667
13	17-11	.607
14	20-9	.690
15	14-8	.636
16	9-5	.643
17	12-9	.571
18	10-8	.556
19	13-5	.722
20	12-10	.545
21	8-2	.800
22	8-3	.727
23	9-2	.818
24	8-2	.800
25	3-1	.750
Total	306-276	.526

(AP poll only)

ACC SCHOOLS AT NO. 1 (AP)

WEEKS RANKED NO. 1 (ACC SCHOOLS ONLY)

Duke	134
North Carolina	110
NC State	13
Virginia	17
Syracuse	3
Wake Forest	3
Georgia Tech	1
Boston College	0
Clemson	0
Florida State	0
Louisville	0
Miami	0
Notre Dame	0
Pittsburgh	0
Virginia Tech	0

Rankings include only those since schools joined ACC

AP NO. 1 RANKINGS (SINCE 1989-90)

WEEKS RANKED NO. 1 (SINCE 1990)

Duke	103
Kansas	56
North Carolina	52
Kentucky	44
Connecticut	29
Arizona	27
UNLV	18
Stanford	16
Syracuse	16
Cincinnati	15
Illinois	15
Indiana	15
Massachusetts	15

AP TOP 10 RANKING STREAK

Duke has registered four of the 10 longest top 10 ranking streaks in NCAA history.

Consecutive Weeks Ranked in the AP Top 10 - ACC

Team	Weeks	Span
Duke	122	11/26/07 - 1/6/14
Duke	75	12/26/61 - 12/6/66
Duke	69	1/22/91 - 12/26/94
Maryland	68	11/25/72 - 3/2/76
Duke	67	12/20/99 - 3/3/03

Consecutive Weeks Ranked in the AP Top 10 - NCAA

Team	Weeks	Span
UCLA	155	11/15/66 - 1/20/76
Duke	122	11/26/07 - 1/6/14
Kentucky	91	3/14/94 - 2/15/99
Kansas	76	11/21/94 - 12/7/98
Duke	75	12/26/61 - 12/6/66
Duke	69	1/22/91 - 12/26/94
Maryland	68	11/25/72 - 3/2/76
Duke	67	12/20/99 - 3/3/03
Marquette	66	2/17/70 - 2/26/74
North Carolina	62	3/6/06 - 11/16/09
North Carolina	62	2/26/85 - 1/10/89

Current Active: 48 (Villanova)

Retired Jerseys

Duke has set aside a day to recognize one of its own on 13 occasions. Thirteen banners hang from the rafters of Cameron Indoor Stadium, honoring each of those events. It's officially known as Retirement Day.

There is no higher honor than having your basketball number and jersey retired. The names, listed in alphabetical order, reverberate in prestige – Shane Battier, Johnny Dawkins, Danny Ferry, Mike Gminski, Dick Groat, Art Heyman, Grant Hill, Bobby Hurley, Christian Laettner, Jeff Mullins, J.J. Redick, Jason Williams and Shelden Williams.

Though there are no 'official' criteria to have a jersey retired at Duke, a player must achieve at a national level – earn National Player of the Year or National Defensive Player of the Year honors, set an NCAA record, win a gold medal representing his country in the Olympics or earn All-America recognition. What distinguishes Duke's retired jersey players from many other schools is the main criteria. No jersey will be retired at Duke unless the player has earned his degree.

Groat was the first Blue Devil to be so honored when his No. 10 was officially retired on May 1, 1952. It would not be until February 20, 1980, that the next jersey would be retired at Duke – Gminski's No. 43. In the early 1990s, Heyman's No. 25 and Mullins' No. 44 were retired nearly three decades after their Duke playing days ended.

After Mike Krzyzewski's arrival in 1980 and Duke's dominant run that began in the middle of that decade, nine players had their jerseys retired, starting with Dawkins in 1986 and ending with J.J. Redick and Shelden Williams in 2007.

RETIREMENT DAY

10 - Dick Groat	May 1, 1952
25 - Art Heyman	March 4, 1990
44 - Jeff Mullins	December 6, 1994
43 - Mike Gminski	February 20, 1980
24 - Johnny Dawkins	February 22, 1986
35 - Danny Ferry	February 18, 1989
32 - Christian Laettner	February 26, 1992
11 - Bobby Hurley	February 28, 1993
33 - Grant Hill	February 27, 1994
31 - Shane Battier	February 21, 2001
22 - Jason Williams	February 5, 2003
23 - Shelden Williams	January 28, 2007
4 - J.J. Redick	February 4, 2007



- Earned ACC All-Freshman Team honors in 1998, averaging 7.6 points and 6.4 rebounds per game
- Helped lead Duke to a 37-2 record, an NCAA title game appearance and the No. 1 ranking in the season's final AP poll as a sophomore in 1999
- Won the first of his three NABC National Defensive Player of the Year awards in 1999
- Led Duke in scoring (17.4), blocked shots (70) and three-point field goal percentage (.444) as a junior in 2000
- Earned first-team Academic All-America and second-team All-America honors, as well as first-team All-ACC recognition, as a junior
- Also named NABC Co-National Defensive Player of the Year in 2000
- Capped his Duke career in 2001 with a national championship to go along with ACC regular season and tournament titles
- Averaged 19.9 points, 7.3 rebounds, 2.3 blocks, 2.1 steals and 1.8 assists as a senior, earning consensus National Player of the Year honors
- Also earned NABC National Defensive Player of the Year, first-team All-America, Verizon Academic All-America, Final Four Most Outstanding Player, ACC Co-Player of the Year, first-team All-ACC and ACC Tournament Most Valuable Player accolades in 2001
- Chosen sixth overall by the Memphis Grizzlies in the 2001 NBA Draft and was named to the 2002 NBA All-Rookie Team
- A two-time NBA All-Defensive Team selection and the winner of the 2014 Twyman-Stokes Teammate of the Year award
- Won NBA championships with the Miami Heat in 2012 and 2013; currently works in the franchise's front office as Vice President/Development and Analytics

BATTIER'S CAREER STATISTICS

Year	G	FG-FGA	Pct	FT-FTA	Pct	Reb-Avg	Pts-Avg
1997-98	36	96-178	.539	79-108	.731	230-6.4	275-7.6
1998-99	37	114-209	.545	71-98	.724	180-4.9	338-9.1
1999-00	34	190-383	.496	134-164	.817	192-5.6	593-17.4
2000-01	39	251-533	.471	152-191	.796	285-7.3	778-19.9
Totals	146	651-1,303	.500	436-561	.777	887-6.1	1,984-13.6



Johnny Dawkins 24
 6-2 • 165 • Washington, D.C. • Political Science Major

- Part of the freshman class that would be the beginning of modern Duke basketball
- Named a Freshman All-American and a second-team All-ACC pick in 1983 after averaging 18.1 points per game and scoring in double figures in 27 of 28 contests
- Averaged 19.4 points per game as a sophomore, earning second-team All-ACC recognition and a spot on the All-ACC Tournament first team
- Garnered first-team All-America and first-team All-ACC honors as a junior in 1985 after averaging 18.8 points and 4.5 rebounds per game
- Led Duke to a 37-3 record, an appearance in the NCAA title game, the ACC regular season championship and the ACC Tournament title as a senior in 1986
- Averaged 20.2 points per game on his way to National Player of the Year, East Regional MVP, Final Four All-Tournament Team, first-team All-America, first-team All-ACC and ACC Tournament MVP honors as a senior
- Led Duke in scoring all four years and is currently the program's second all-time leading scorer with 2,556 career points
- Continues to own the program's career record for field goals made (1,026)
- The 10th overall pick by the San Antonio Spurs in the 1986 NBA Draft, playing in the league from 1986-95
- A member of the Duke coaching staff for 11 years before an eight-year run as head coach at Stanford; currently the head men's basketball coach at the University of Central Florida

DAWKINS' CAREER STATISTICS

Year	G	FG-FGA	Pct	FT-FTA	Pct	Reb-Avg	Pts-Avg
1982-83	28	207-414	.500	73-107	.682	115-4.1	506-18.1
1983-84	34	263-547	.481	133-160	.831	138-4.1	659-19.4
1984-85	31	225-455	.495	132-166	.795	141-4.5	582-18.8
1985-86	40	331-603	.549	147-181	.812	142-3.6	809-20.2
Totals	133	1,026-2,019	.508	485-614	.789	536-4.0	2,556-19.2



Danny Ferry 35
 6-10 • 230 • Bowie, Md. • Political Science Major

- As a freshman in 1986, an integral part of the 37-3 Duke team that won both the ACC regular season and tournament titles, and advanced to the NCAA championship game
- Led Duke in scoring (14.0), rebounds (7.8) and assists (4.3) as a sophomore in 1987 on his way to second-team All-ACC honors
- Averaged team-bests of 19.1 points and 7.6 rebounds per game as a junior, earning first-team All-America and ACC Player of the Year accolades
- Also collected the McKevlin Award as the ACC's top athlete, MVP honors at both the ACC Tournament and NCAA East Regional, and National Player of the Year finalist recognition in 1988
- Led the ACC in scoring as a senior with an average of 22.6 points per game to lead Duke to a Final Four appearance
- Among his numerous accolades as a senior were National Player of the Year, first-team All-America, the ACC's McKevlin Award, MVP of the NCAA East Regional and USA Today Collegiate Achiever of the Year
- The first player in ACC history to compile 2,000 points, 1,000 rebounds and 500 assists
- The No. 2 overall pick in the 1989 NBA Draft by the Los Angeles Clippers, playing in the league from 1990-2003
- Won an NBA championship with the San Antonio Spurs in 2003
- Following his playing career, has spent more than a decade working as a front office executive with the San Antonio Spurs, Cleveland Cavaliers, Atlanta Hawks and New Orleans Pelicans; currently serves as Special Advisor in the Pelicans' front office

FERRY'S CAREER STATISTICS

Year	G	FG-FGA	Pct	FT-FTA	Pct	Reb-Avg	Pts-Avg
1985-86	40	91-198	.460	54-86	.628	221-5.5	236-5.9
1986-87	33	172-383	.449	92-109	.844	256-7.8	461-14.0
1987-88	35	247-519	.476	135-163	.828	266-7.6	667-19.1
1988-89	35	300-575	.522	146-193	.756	260-7.4	791-22.6
Totals	143	810-1,675	.484	427-551	.775	1,003-7.0	2,155-15.1



Mike Gminski 43

6-11 • 240 • Monroe, Conn. • History Major

- Averaged 15.3 points and 10.7 rebounds as a freshman in 1977 to earn ACC Co-Rookie of the Year accolades
- Averaged 20.0 points and 10.0 rebounds as a sophomore in 1978 to lead Duke to the ACC championship and an appearance in the NCAA title game
- Earned Academic All-America honors as a sophomore in addition to first-team All-ACC, All-East Regional and All-Final Four accolades
- Named ACC Player of the Year as a junior after averaging 18.8 points and 9.2 rebounds to lead Duke to share of the ACC regular season crown
- Also earned first-team Academic All-America honors as a junior
- Earned his third Academic All-America selection and third nod to the All-ACC first team as a senior in 1980, averaging 21.3 points and 10.9 rebounds
- Garnered first-team All-America recognition as a senior
- Currently ranks second on Duke's career lists for rebounds (1,242) and blocks (345), as well as fifth in scoring (2,323)
- Inducted into the CoSIDA Academic All-America Hall of Fame in 2006
- The No. 7 overall pick by the New Jersey Nets in the 1980 NBA Draft, playing 14 years in the NBA with New Jersey, Philadelphia, Charlotte and Milwaukee
- Currently works as a college basketball analyst for multiple television networks

GMINSKI'S CAREER STATISTICS

Year	G	FG-FGA	Pct	FT-FTA	Pct	Reb-Avg	Pts-Avg
1976-77	27	175-340	.515	64-91	.703	289-10.7	414-15.3
1977-78	32	246-450	.547	148-176	.841	319-10.0	640-20.0
1978-79	30	218-420	.519	129-177	.729	275-9.2	565-18.8
1979-80	33	262-487	.538	180-214	.841	359-10.9	704-21.3
Totals	122	901-1,697	53.0	521-658	.791	1,242-10.1	2,323-19.0



Dick Groat 10

6-0 • 180 • Swissvale, Pa. • History Major

- The first Blue Devil to have his jersey retired on May 1, 1952
- Averaged 14.5 points per game as a sophomore in 1950 to earn second-team All-Southern Conference acclaim
- Scored a national-record 831 points, an average of 25.2 per game, as a junior in 1951 to win the McKeelin Award as the Southern Conference Athlete of the Year and earn inclusion on numerous All-America squads
- Also set a national record with 261 free throws made as a junior
- Averaged 26.0 points per game as a senior to win his second consecutive McKeelin Award and garner National Player of the Year honors in 1952
- Also named a first-team All-American in baseball as a senior after leading Duke to its first College World Series berth
- Drafted third overall by the Fort Wayne Pistons in the 1952 NBA Draft
- Played 14 years in Major League Baseball with Pittsburgh and St. Louis, making three All-Star teams
- Named National League MVP in 1960 after leading the league with a .325 batting average for the World Series champion Pirates
- Won a second World Series title with the Cardinals in 1964
- Currently serves as a radio color analyst for the University of Pittsburgh men's basketball program

GROAT'S CAREER STATISTICS

Year	G	FG-FGA	Pct	FT-FTA	Pct	Reb-Avg	Pts-Avg
1949-50	19	109-256	.426	57-98	.582	NA	275-14.5
1950-51	33	285-713	.400	261-331	.789	NA	831-25.2
1951-52	30	288-700	.411	204-281	.726	229-7.6	780-26.0
Totals	82	682-1,669	.409	522-710	.735	NA	1,886-23.0



Art Heyman 25

6-5 • 205 • Rockville Center, N.Y. • History Major

- Averaged more than 30 points per game on the freshman team in 1960 before being named a varsity co-captain as a sophomore in 1961
- Earned All-America honors and ranked eighth nationally in scoring as a sophomore at a clip of 25.2 points per game
- An All-America selection as a junior in 1962, averaging 25.3 points and 11.2 rebounds per contest
- Also a near unanimous first-team All-ACC selection as a junior
- Helped Duke earn its first Final Four berth as a senior in 1963, averaging 24.9 points and 10.8 rebounds
- Garnered National Player of the Year honors, earned All-America accolades for the third time and was named Most Outstanding Player at the Final Four
- Named the 1963 ACC Player of the Year and ACC Tournament MVP as Duke claimed the ACC championship
- Continues to hold the Duke career record for scoring average with a mark of 25.1 points per game
- Selected No. 1 overall in the 1963 NBA Draft by the New York Knicks
- Named to the 1964 NBA All-Rookie Team after averaging 15.4 points for the Knicks in his first pro season

HEYMAN'S CAREER STATISTICS

Year	G	FG-FGA	Pct	FT-FTA	Pct	Reb-Avg	Pts-Avg
1960-61	25	229-488	.469	171-263	.650	272-10.9	629-25.2
1961-62	24	219-506	.433	170-276	.616	269-11.2	608-25.3
1962-63	30	265-586	.452	217-314	.691	324-10.8	747-24.9
Totals	79	713-1,580	.451	558-853	.654	865-10.9	1,984-25.1



Grant Hill 33

6-8 • 225 • Reston, Va. • Political Science Major

- Averaged 11.2 points and 5.1 rebounds to earn Freshman All-America and ACC All-Freshman honors on Duke's first national championship team in 1991
- Garnered All-America honors as a sophomore in 1992 as Duke won its second consecutive national championship
- Averaged 14.0 points, 5.7 rebounds and 3.7 assists as a sophomore, and was named to the All-ACC second team and the All-Final Four Team
- Averaged 18.0 points and 6.4 rebounds per game as a junior in 1993, garnering All-America honors and winning the Henry Iba Corinthian Award as the nation's top defender
- Also earned first-team All-ACC accolades as a junior
- Led Duke back to the Final Four as a senior in 1994, collecting first-team All-America honors after averaging 17.4 points and 6.9 rebounds per contest
- Also named ACC Player of the Year and earned a spot on the All-Final Four Team as a senior
- Became the first player in ACC history to have more than 1,900 points, 700 rebounds, 400 assists, 200 steals and 100 blocks in his career
- Chosen No. 3 overall by the Detroit Pistons in the 1994 NBA Draft and made seven All-Star teams in a 19-year NBA career
- Named 1995 NBA Co-Rookie of the Year and was a first-team All-NBA selection in 1997
- Became a part owner of the Atlanta Hawks in 2015; also serves as the franchise's Vice President of the Board
- Currently works as an NBA and college basketball analyst for CBS, Turner and NBA TV; and is among the ownership group for the Atlanta Hawks

HILL'S CAREER STATISTICS

Year	G	FG-FGA	Pct	FT-FTA	Pct	Reb-Avg	Pts-Avg
1990-91	36	160-310	.516	81-133	.609	183-5.1	402-11.2
1991-92	33	182-298	.611	99-135	.733	187-5.7	463-14.0
1992-93	26	185-320	.578	94-126	.746	166-6.4	468-18.0
1993-94	34	218-472	.462	116-165	.703	233-6.9	591-17.4
Totals	129	745-1,400	.532	390-559	.698	769-6.0	1,924-14.9



Bobby Hurley



6-2 • 165 • Jersey City, N.J. • Political Science Major

- Started all 38 games as a freshman, averaging 8.8 points and 7.6 assists to help Duke advance to the 1990 Final Four
- Earned honorable mention All-America honors from *The Sporting News* and Freshman All-America recognition from the *Basketball Times* in 1990
- Averaged 11.3 points and 7.4 assists as a sophomore in 1991 as Duke claimed the ACC title and won its first NCAA championship
- Named honorable mention All-America by the AP, earned a third-team All-ACC nod and grabbed a spot on the All-Final Four Team as a sophomore
- Helped lead Duke to its second consecutive NCAA title, as well as ACC regular season and tournament crowns, in 1992
- Named a first-team All-American and a finalist for National Player of the Year after averaging 13.2 points and 7.6 assists as a junior
- Also named Final Four Most Outstanding Player, third-team All-America and second-team All-ACC in 1992
- Named a consensus first-team All-American, earned first-team All-ACC honors and was a finalist for National Player of the Year accolades as a senior in 1993 after averaging 17.0 points and 8.2 assists per game
- Owns the NCAA career record for assists with 1,076 during his Duke career
- The No. 7 overall pick in the 1993 NBA Draft by the Sacramento Kings, playing five years in the NBA
- Currently the head men's basketball coach at Arizona State University

HURLEY'S CAREER STATISTICS

Year	G	FG-FGA	Pct	FT-FTA	Pct	Reb-Avg	Pts-Avg
1989-90	38	92-262	.351	110-143	.769	68-1.8	335-8.8
1990-91	39	141-333	.423	83-114	.728	93-2.4	441-11.3
1991-92	31	123-284	.433	105-133	.789	61-2.0	410-13.2
1992-93	32	157-373	.421	143-178	.803	84-2.6	545-17.0
Totals	140	513-1,252	.410	441-568	.776	306-2.2	1,731-12.4



Christian Laettner



6-11 • 235 • Angola, N.Y. • Sociology Major

- A member of four Final Four teams during his Duke career
- Averaged 8.9 points and 4.7 rebounds while shooting .723 from the field as a freshman in 1989
- Earned third-team All-America and second-team All-ACC honors as a sophomore in 1990, averaging 16.3 points and 9.6 rebounds per contest
- Led Duke to its first national championship in 1991 with averages of 19.8 points and 8.7 rebounds, earning second-team All-America honors and the McKeelin Award as the ACC Athlete of the Year
- Also named first-team All-ACC and Final Four Most Outstanding Player as a junior
- Named National Player of the Year, ACC Athlete of the Year, ACC Player of the Year and ACC Tournament MVP as a senior in 1992 as Duke won its second consecutive NCAA title and won both the ACC regular season and tournament championships
- Averaged 21.5 points and 7.9 rebounds per game during his senior season
- Won a gold medal at the 1992 Olympics in Barcelona as the only college player on the original Dream Team
- Owns the Duke career record for free throws made with 713
- Ranks third at Duke in career points (2,460) and rebounds (1,149)
- Selected third overall in the 1992 NBA Draft by the Minnesota Timberwolves
- Played 12 seasons in the NBA and was a 1997 NBA All-Star

LAETTNER'S CAREER STATISTICS

Year	G	FG-FGA	Pct	FT-FTA	Pct	Reb-Avg	Pts-Avg
1988-89	36	115-159	.723	88-121	.727	170-4.7	319-8.9
1989-90	38	194-380	.511	225-269	.836	364-9.6	619-16.3
1990-91	39	271-471	.575	211-263	.802	340-8.7	771-19.8
1991-92	35	254-442	.575	189-232	.815	275-7.9	751-21.5
Totals	148	834-1,452	.574	713-885	.806	1,149-7.8	2,460-16.6



Jeff Mullins **44**
 6-4 • 185 • Lexington, Ky. • Liberal Arts Major

- Averaged a team-high 24.6 points for Duke's freshman team in 1961
- Garnered All-ACC honors as a sophomore in 1962 after averaging 21.0 points and 10.4 rebounds per game
- Helped lead Duke to its first Final Four appearance in 1963, averaging 20.3 points and 8.0 rebounds per contest
- Received both All-America and All-ACC honors as a junior
- Also named first-team All-ACC and Final Four Most Outstanding Player as a junior
- Paced Duke to its second straight Final Four as a senior in 1964, earning All-America honors and claiming the McKeelin Award as the ACC's Athlete of the Year
- Averaged 24.2 points and 8.9 rebounds as a senior, garnering ACC Player of the Year and ACC Tournament MVP honors
- Won a gold medal with USA Basketball at the 1964 Olympics in Tokyo
- Drafted fifth overall by the St. Louis Hawks in the 1964 NBA Draft and was a five-time NBA All-Star
- Became the first Duke player to win an NBA championship as a member of the 1975 Golden State Warriors

MULLINS' CAREER STATISTICS

Year	G	FG-FGA	Pct	FT-FTA	Pct	Reb-Avg	Pts-Avg
1961-62	25	214-416	.515	98-138	.710	259-10.4	526-21.0
1962-63	30	256-466	.549	96-131	.733	241-8.0	608-20.3
1963-64	31	300-613	.489	150-183	.820	276-8.9	750-24.2
Totals	86	770-1,495	.515	344-452	.761	776-9.0	1,884-21.9



J.J. Redick **4**
 6-4 • 190 • Roanoke, Va. • History Major

- Entered Duke as a McDonald's All-American and left as a two-time National and ACC Player of the Year
- Averaged 15.0 points per game and shot .399 from outside the arc as a freshman in 2003 to earn third-team All-ACC honors
- Led Duke to the 2004 Final Four with an average of 15.9 points per game as a sophomore, setting an ACC single-season record with a .953 free throw percentage and made an ACC-record 54 consecutive free throws
- Collected third-team All-America honors and second-team All-ACC accolades as a sophomore
- Led the ACC in scoring with an average of 21.8 points per game as a junior to earn the Rupp Award as 2005 National Player of the Year
- Also earned unanimous first-team All-America and ACC Player of the Year honors as a junior after scoring in double figures 31 times
- As a senior in 2006, recorded the most prolific scoring season in Duke history (964 points) and became the second Duke player - and eighth in college basketball history - to repeat as National Player of the Year
- Led the ACC and ranked second in the NCAA in scoring in 2006 at 26.8 points per game, while shooting .421 from three-point range, to repeat as a unanimous All-American and ACC Player of the Year
- Claimed the James E. Sullivan Award as the nation's top amateur athlete in 2006
- Finished his career as the ACC career leader in scoring (2,769 points) and the NCAA career leader in three-point field goals (457)
- Finished his career ranked second in NCAA history in free throw percentage (.912)
- The No. 11 pick in the 2006 NBA Draft by the Orlando Magic and is currently in his 14th NBA season

REDICK'S CAREER STATISTICS

Year	G	FG-FGA	Pct	FT-FTA	Pct	Reb-Avg	Pts-Avg
2002-03	33	149-361	.413	102-111	.919	81-2.5	495-15.0
2003-04	37	172-407	.423	143-150	.953	115-3.1	589-15.9
2004-05	33	202-495	.408	196-209	.938	108-3.3	721-21.8
2005-06	36	302-643	.470	221-256	.863	71-2.0	964-26.8
Totals	139	825-1,906	.433	662-726	.912	375-2.7	2,769-19.9



Jason Williams 22

6-2 • 195 • Plainfield, N.J. • Sociology Major

- A starter for Duke from his very first game, averaging 14.5 points, 4.2 rebounds, 6.5 assists and 2.4 steals per game in 2000 to earn National Freshman of the Year honors from *The Sporting News*
- Helped lead Duke to its third NCAA title in 2001 with averages of 21.6 points, 6.1 assists and 2.0 steals, garnering National Player of the Year accolades from the NABC
- Also named a first-team All-American, a unanimous first-team All-ACC pick and Final Four All-Tournament Team member in 2001
- Named National Player of the Year and a consensus first-team All-American in 2002 after averaging 21.3 points, 5.3 assists and 2.2 steals as a junior
- Finished his career with 2,079 points, 644 assists, 313 three-point field goals and 235 steals in three seasons
- Started each of Duke's 108 games from 2000-02
- The No. 2 overall selection in the 2002 NBA Draft by the Chicago Bulls
- Graduated from Duke in just three years
- Currently works as a college basketball analyst for ESPN across the network's various platforms

WILLIAMS' CAREER STATISTICS

Year	G	FG-FGA	Pct	FT-FTA	Pct	Reb-Avg	Pts-Avg
1999-00	34	179-427	.419	61-89	.685	143-4.2	492-14.5
2000-01	39	285-603	.473	139-211	.659	128-3.3	841-21.6
2001-02	35	249-545	.457	140-207	.676	124-3.5	746-21.3
Totals	108	713-1,575	.453	340-507	.671	395-3.7	2,079-19.3



Shelden Williams 23

6-9 • 250 • Forest Park, Okla. • Sociology Major

- Averaged 8.2 points, 5.9 rebounds and 1.6 blocks per game as a freshman in 2003, earning ACC All-Freshman honorable mention honors
- Saw his numbers grow to 12.6 points, 8.5 rebounds and 3.0 blocks as a sophomore in 2004 as he helped guide Duke to the Final Four
- Collected numerous All-America honors and second-team All-ACC accolades as a sophomore
- As a junior, became the first player on a Mike Krzyzewski-coached team to average a double-double, posting marks of 15.5 points and 11.2 rebounds
- Set a Duke single-season record with 122 blocks while earning All-America honors and claiming the National Defensive Player of the Year award in 2005
- Captured National Defensive Player of the Year honors for the second year in a row as a senior in 2006, averaging 18.8 points, 10.7 rebounds and 3.8 blocks per game in a consensus first-team All-America season
- Owns Duke career records for rebounds (796) and blocks (422)
- Was the first player in NCAA history to register 1,750 points, 1,250 rebounds, 400 blocks and 150 steals in his career
- The fifth overall pick in the 2006 NBA Draft by the Atlanta Hawks
- Played six years in the NBA and currently is an assistant coach in the G League for the Atlanta Hawks

WILLIAMS' CAREER STATISTICS

Year	G	FG-FGA	Pct	FT-FTA	Pct	Reb-Avg	Pts-Avg
2002-03	33	95-184	.516	80-128	.625	195-5.9	270-8.2
2003-04	37	164-280	.586	138-200	.690	314-8.5	468-12.6
2004-05	33	191-328	.582	131-198	.662	369-11.2	513-15.5
2005-06	36	237-410	.578	201-270	.744	384-10.7	677-18.8
Totals	139	687-1,202	.572	550-796	.691	1,262-9.1	1,928-13.9

All-Time Jersey Numbers

0 Jayson Tatum
Austin Rivers

1 **Zion Williamson**
Trevon Duval
Harry Giles
Jabari Parker
Kyrie Irving

2 **Cam Reddish**
Gary Trent, Jr.
Chase Jeter
Quinn Cook
Nolan Smith
Josh McRoberts
Luol Deng
Andre Buckner

3 **Tre Jones**
Grayson Allen
Tyler Thornton
Greg Paulus
Nick Horvath
Justin Caldbeck
Ricky Price
Marty Clark
Phil Henderson

4 J.J. Redick ▲
Carlos Boozer
Roshown McLeod
Kenny Blakeney
Tommy Amaker
Bernard Pergram

5 **R.J. Barrett**
Jordan Tucker
Luke Kennard
Tyus Jones
Rodney Hood
Mason Plumlee
Martyinas Pocius
Daniel Ewing
Ryan Caldbeck
William Avery
Jeff Capel
Ron Burt
Billy McCaffrey
Larry Ashley
Bob Duff

10 Dick Groat ▲
Doug Ausbon

11 Bobby Hurley ▲
Doug McNeely
Jim Corrigan
Rick Gomez
Edgar Burch
Zeno Edwards
Bob Verga
Fred Schmidt
Johnny Morris
Bob Vernon
Don Cashman
Dick Brewer
Tom Peters
Bill Downing
Dave Scarborough

12 **Javin DeLaurier**
Derryck Thornton
Justise Winslow
Alex Murphy
Kyle Singler
Jordan Davidson
Andre Sweet
Steve Wojciechowski
Thomas Hill

David Henderson
Vince Taylor
Tate Armstrong
Richie O'Connor
Tony Barone
Frank Harscher
Jack Boyd
Bob Thuemmel
Don Cashman
Bill Martin
Scotty York

13 **Joey Baker**
Matt Jones
Michael Gbinije
Olek Czyz
Nick Sutton
Lee Melchionni
Andy Means
J.D. Simpson
Taymon Domzalski
Joe Cook
Brent Kitching
Don Miller
Tony Buhowsky
Herky Lamley

14 **Jordan Goldwire**
Brandon Ingram
Rasheed Sulaimon
David McClure
Nate James
Kenney Brown
Quin Snyder
Vince Crump
Chip Engelland
Rob Hardy
Willie Hodge
Bill Zimmer
Scott Williamson
Jerry Robertson
Don Tobin
Kes Deimling
Ceep Youmans

15 **Alex O'Connell**
Frank Jackson
Jahlil Okafor
Josh Hairston
Gerald Henderson
Sean Dockery
Andre Buckner
Ryan Caldbeck
Todd Singleton
Bruce Bell
Pat Doughy
Bob Riedy
Burton Fitts
Fred Kast
Paul Schmidt
Jim Rogers
Rudy D'Emilio
John Engberg
Bill Armour

20 **Marques Bolden**
Semi Ojeleye
Andre Dawkins
Elliot Williams
Taylor King
Casey Sanders
D. Bryant
Mike Chappell
Chris Collins
Gene Banks
Dave O'Connell
Larry Saunders
Dave Golden
Denny Ferguson

Jack Mullen
Larry Bateman
Dick Rosenthal
Bernie Janicki
Jim Kulpan
Buck Cheek
Bill Fleming
Pat Lyons

21 Amile Jefferson
Miles Plumlee
DeMarcus Nelson
Chris Duhon
Trajan Langdon
Antonio Lang
Robert Brickey
Jay Bilas
Gordon Whitted
Bob Bender
Kenny Young
Jeff Burdette
Dick DeVenzio
Stuart McKaig
Roger Hamilton
Howard Hurt
Ed Bryson
Rudy Lacy
John Engberg
Harold Hibbitts
Wes Skibsted

22 Jason Williams ▲
Jay Heaps
Greg Koubek
Andy Berndt
Tom Emma
John Harrrell
Paul Fox
Rick Katherman
Rob Wendelin
Bob Riedy
Jay Buckley
Bill Watson
Bobby Joe Harris
Tom Blackburn
Marv Decker
Dayton Allen
Scotty York

23 Shelden Williams ▲
Chris Carrawell
Brian Davis
Richard Ford
Larry Linney
Steve Gray
Bill Suk
C.B. Claiborne
Dick Warren
Elliott McBride
Ray Cox
Carroll Youngkin
Don Miller
Marty Doherty
Dick Latimer
Buck Simmons

24 Johnny Dawkins ▲
Harold Morrison
Kevin Billerman
Jeff Dawson
Jack Marin
John Cantwell
Marty Joyce
Jim Newcome
Tom Blackburn
Don Cashman
Dick Johnson
Peter Johnson
Wes Skibsted

25 Thomas Hill
Greg Wendt
Mark Crow
Gary Melchionni
Art Heyman ▲
Bob Wayand
Joe Marcovechio
Don Sims
Jake Tarr
Charlie Driesell
C.B. Johnson
Bob Strauss

30 **Antonio Vrankovic**
Semi Ojeleye
Seth Curry
Jon Scheyer
Joe Pagliuca
Reggie Love
Dahntay Jones
Andy Borman
J.D. Simpson
Tony Moore
Alaa Abdelnaby
Jim Suddath
Rob Hardy
Rick Mainwaring
William Hannon
Robby West
Buzzy Harrison
John Frye
Bobby Joe Harris
Joe Belmont

31 Shane Battier ▲
Justin Caldbeck
Stan Brunson
Kevin Strickland
Mike Tissaw
Randy Denton
Tim Kolodziej
Hack Tison
Doug Albright
Hayes Clement
Bill Reigel
Bill Fleming
Jack Lasseter

32 Christian Laettner ▲
Mark Alarie
Geoff Northrup
Ron Righter
Brad Evans
Jim Liccardo
Merrill Morgan
Bob Lakata
Charlie Driesell
Carl Glasgow
Lloyd Caudle

33 Grant Hill ▲
John Smith
Jay Bryan
Kenny Dennard
Randy Abernathy
Doug Jackson
Steve Vacendak
Bob Jamieson
Larry Bateman
Jim Newcome
Junior Morgan
Dick Crowder

34 Wendell Carter, Jr.
Sean Obi
Andre Dawkins
Ryan Kelly
Jamal Boykin
Mike Dunleavy

Chris Burgess
Carmen Wallace
Crawford Palmer
Dave Colonna
Bill Jackman
Loel Payne
Jim Spanarkel
Bob Cook
Judge Carr
Tim Teer
Buzzy Harrison
Fred Cox
Doug Kistler
Jack Kalbfus
Fred Shabel
Rod Boyce

35 Marvin Bagley III
Danny Ferry ▲
Cameron Hall
Phil McLeod
Stu Yarbrough
Phil Allen
Buzz Mewhort
George Barrett
Ronnie Mayer

40 Marshall Plumlee
Griffin Tormey
Ross Perkins
Andy Borman
Taymon Domzalski
Weldon Williams
Neil Chinault
Steve Litz
Joe Kennedy
Tom Gebbie
Jay Beal
Bucky Allen
Sammy Rothbaum
Wright Hollingsworth
Cedric Loftis
John Heath

41 **Jack White**
Jordan Davidson
Patrick Davidson
Matt Christensen
Jon Goodman
Allen Williams
Ray Kuhlmeier
Doug Kistler
Tom Peters
Irving Gray
Kenny Turner
Bill Parsons

42 Sean Kelly
Lance Thomas
Shavlik Randolph
Reggie Love
Elton Brand
Joey Beard
George Burgin
Ned Franke
Bob Fleischer
Don Blackman
Mike Lewis
Fred Cox
Hal Turner
Garland Loftis
Bill Flentye
Billy Huiskamp

43 Mike Gminski ▲
Terry Chili
John Posen
Bill Ulrich
Ed Koffenberger

Harry Harner
Bill Mock

44 Cherokee Parks
Phil Henderson
Todd Anderson
Scott Goetsch
Pete Kramer
Jeff Mullins ▲
Doug Ausbon
Richard Gilbert
Ray Spuhler

45 Nick Pagliuca
Joe Pagliuca
Eric Boateng
Joe Pagliuca
Mark Causey
Clay Buckley
Dan Meagher
Ted Mann Jr.
Sammy Rothbaum
Eddie Shokes
Charles Kunkle

50 **Justin Robinson**
Tom Novick
Michael Thompson
Corey Maggette
Ray Essex
Alan Shaw
Glen Smiley
Wes Skibsted
Bob Gantt
Jim Bowman
Albert Herrick

51 **Mike Buckmire**
David Mayer
Steve Johnson
Patrick Johnson
Martin Nessley
Dave Elmer
Cy Valasek
Ken Podger

52 Todd Zafirovski
Erik Meek
Steve Vandenberg
Terry Murray
Bob Moyer
Tom Wallingford
Eugene Bledsoe
Bob Wood

53 **Brennan Besser**
Casey Peters
Andy Means
George Moses
Chris Redding
Fred Lind
Glenn Price
Ace Parker

54 Christian Ast
Warren Chapman
Clyde Allen
Fred Edwards

55 Brian Zoubek
Greg Newton
Billy King
Allen Williams
Ron Herbster
Chuck Holley

▲ Number retired

Lettermen

- A -

Abdelnaby, Alaa	1987-90
Alarie, Mark	1983-86
Albert, Roy	1932
Albright, Doug	1959-61
Allen, Bucky	1956-58
Allen, Dayton	1950-51
Allen, Grayson	2015-18
Allen, J. Clyde	1940, 42
Allen, Phil	1964-66
Amaker, Tommy	1984-87
Anderson, Todd	1982-85
Armstrong, Tate	1974-77
Ashley, Larry	1950
Ast, Christian	1991-92
Ausbon, Doug	1946-48
Avery, William	1998-99

- B -

Bagley III, Marvin	2018
Bailey, William F.	1944
Baker, Joey	2019-pres
Balitsaris, George	1944
Banks, Eugene	1978-81
Barone, Tony	1966-68
Barrett, George	1958-59
Barrett, R.J.	2019-pres
Bateman, Larry	1958-60
Battier, Shane	1998-01
Beal, Jay	1959-61
Beall, Curtis	1944
Beard, Joey	1994
Bell, Bruce	1976-78
Bell, Sam	1933-35
Belmont, Joe	1953-56
Bender, Bob	1978-80
Bennett, C.G.	1926-28
Bergman, Russell	1937-39
Berndt, Andy	1987
Besser, Brennan	2016-pres
Bilas, Jay	1983-86
Billerman, Kevin	1973-75
Blackman, Don	1970
Blakeney, Kenny	1992-95
Bledsoe, Gene	1944
Boateng, Eric	2006
Bolden, Marques	2017-pres
Boozer, Carlos	2000-02
Borman, Andy	2000-02, 2004
Bowman, James	1940
Boyd, Jack	1958-59
Boykin, Jamal	2006
Brand, Elton	1998-99
Brand, Joe	1945
Brickey, Robert	1987-90
Brown, Kenney	1993
Brown, Ray	1941
Brummer, George	1945
Brunson, Stan	1993-96
Bryan, Jay	1982-85
Bryant, D.	1999
Bryson, Ed	1957
Buckley, Clay	1988-91
Buckley, Dan	1945
Buckley, Jay	1962-64
Buckmire, Mike	2018-pres
Buckner, Andre	2000-03
Buhowsky, Tony	1956
Bullock, E.J.	1926
Burch, Edgar	1974
Burdette, Jeff	1972-74
Burgess, Chris	1998-99
Burgin, George	1987-89

Burt, Ron	1992
Butler, M.W.	1926-27

- C -

Caldbeck, Justin	1997, 99
Caldbeck, Ryan	1999-01
Candler, Coke	1927-29
Cantwell, John	1960-61
Capel, Jeff	1994-97
Capelli	1931
Carrowell, Chris	1997-00
Carter, Pete	1931-32
Carter Jr., Wendell	2018
Carver, Gordon	1943-45
Cashman, Don	1956
Causey, Mark	2002
Chapman, Warren	1966-67, 69
Chappell, Mike	1997-98
Cheek, Herbert	1935-37
Cheek, James	1946
Chili, Terry	1973-76
Chinault, Neil	1973-74
Christensen, Matt	1996, 2000-02
Claiborne, C.B.	1967-69
Clark, D.	1933
Clark, Marty	1991-94
Clark, Robert	1942
Clement, Hayes	1957-58
Coleman, Jack	1943
Colley, Nelson	1931-32
Collins, Ben	1947-49
Collins, Chris	1993-96
Colonna, Dave	1987
Connelly, Tom	1939-41
Cook, Bob	1973-74
Cook, Joe	1988, 90
Cook, Quinn	2012-2015
Cordell, Thomas	1946
Corrigan, Jim	1980
Councilor, Harry	1928-30
Cowdrick, Tom	1941
Cox, Ray	1962-64
Croson, Joe	1929-31
Crow, Mark	1974-77
Crowder, Dick	1950-52
Crowder, John	1945
Crump, Vince	1984
Curry, Seth	2010-13
Czyz, Olek	2009

- D -

Davidson, Patrick	2004-05
Davidson, Jordan	2006-10
Davis, Brian	1989-92
Davis, William	1935
Dawkins, Andre	2010-12, 2013
Dawkins, Johnny	1983-86
Dawson, Jeff	1971
Decker, Marvin	1953-54
Deimling, Kes	1951-52
DeLaurier, Javin	2017-pres
D'Emilio, Rudy	1952-54
Deng, Luol	2004
Dennard, Kenny	1978-81
Denton, Randy	1969-71
DeVenio, Dick	1969-71
Dockery, Sean	2003-06
Doherty, Marty	1954-55
Domzalski, Taymon	1996-99
Doughty, Pat	1970-72
Driesell, Charles	1953-54
Duff, Bob	1948
Duhon, Chris	2001-04



Dunleavy, Mike	2000-02
Duval, Trevon	2018

- E -

Edwards, Fred	1936-38
Edwards, Zeno III	1972
Emma, Tom	1980-83
Engelland, Chip	1980-83
Essex, Rey	1987
Evans, Brad	1969-70
Ewing, Daniel	2002-05

- F -

Farley, Roland	1928-30
Ferguson, Dennis	1963-65
Ferguson, James	1934
Ferry, Danny	1986-89
Fleischer, Bob	1972-74, 75
Fleming, Bill	1950-52
Flentye, William	1940
Ford, Richard	1982-84
Fox, Paul	1973-76
Franke, Ned	1982
Frye, John	1959-61

- G -

Gantt, Robert	1942-44
Garber	1930
Gbinije, Michael	2012
Gilbert, Richard	1943-44
Giles, Harry	2017
Glasgow, Carl	1952
Gminski, Mike	1977-80
Godfrey, George	1948
Goetsch, Scott	1976-79
Golden, Dave	1967-69
Goldwire, Jordan	2018-pres

Gomez, Rick	1975-76
Goodman, Jon	1987
Gordon, Richard	1946-49
Gray, Irving	1946
Gray, Steve	1976-79
Green, Ted	1945
Groat, Dick	1950-52

- H -

Hairston, Josh	2011-14
Hall, Cameron	1977
Hardy, Rob	1977-79
Harner, Harry	1944
Harrell, John	1978-79
Harris, Bobby Joe	1956-58
Harrison, Buzzy	1962-64
Harscher, Frank	1964
Hartley, Howard	1944
Hartness, W.R.	1926
Hayes, C.	1933
Heaps, Jay	1996-99
Henderson, David	1983-86
Henderson, Gerald	2007-09
Henderson, Phil	1987-90
Hendrickson, Evan	1938
Hendrickson, Horace	1934
Herbster, Ron	1963-65
Herrick, Albert	1935-37
Heyman, Art	1961-63
Hibbitts, Harold	1949
Hill, Grant	1991-94
Hill, Thomas	1990-93
Hobgood, Langhorne	1938
Hodge, Willie	1973-76
Hoffman, John	1936-38
Holley, Charles	1939-41
Hollingsworth, Wright	1944

Hood, Rodney	2013-14
Horne, O.W.	1931-33
Horvath, Nick	2000-04
Hubbell, David	1942-43
Hughes, Thomas	1948-49
Huiskamp, William	1935-36
Hurley, Bobby	1990-93
Hurt, Howard	1959-61
Hyde, Henry	1944

- I -

Ingram, Brandon	2016
Irving, Kyrie	2011

- J -

Jackman, Bill	1983
Jackson, Doug	1968, 70
Jackson, Frank	2017
James, Nate	1997, 99-01
Jamieson, Bob	1962-63
Janicki, Bernie	1952-54
Jankoski, John	1928-29
Jefferson, Amile	2013-17
Jeter, Chase	2016-17
Johnson, Dick	1951-52
Johnson, Patrick	2003-06
Johnson, Steve	2007-10
Jones, Dahntay	2001-03
Jones, Matt	2014-17
Jones, Tre	2019-pres
Jones, Tyus	2015
Joyce, Marty	1958-59

- K -

Kalbfus, Jack	1955
Kast, Fred	1959-60, 62
Katherman, Rick	1969-71
Kelly, D.L.	1926-28
Kelly, Ryan	2010-13
Kelly, Sean	2015
Kennard, Luke	2016-17
Kennedy, Joe	1966-68
King, Billy	1985-88
King, Taylor	2008
Kistler, Doug	1959-61
Kitching, Brent	1963-65
Koffenberger, Ed	1945-47
Kolodziej, Tim	1966-68
Koubek, Greg	1988-91
Kramer, Pete	1973-75
Kuhlmeier, Ray	1968-70
Kulpan, Jim	1950-51
Kunkle, Charles	1934-36

- L -

Lacy, Rudy	1952-54
Laettner, Christian	1989-92
Lakata, Bob	1955-56
Lamley, Herky	1953, 55
Lang, Antonio	1991-94
Langdon, Trajan	1995, 97-99
Latimer, Dick	1951-52
Lewis, Cliff	1945
Lewis, Henry	1932-33
Lewis, Mike	1966-68
Liccardo, Jim	1966-67
Lind, Fred	1968-69
Linney, Larry	1980-81
Litz, Steve	1970-71
Loftis, Cedric	1942-43
Loftis, Garland	1942-43, 47
Love, Reggie	2001-02, 05
Lyons, Pat	1948

Lettermen

- M -

Maggette, Corey	1999
Mainwaring, Rick	1977
Mann, Ted Jr.	1963-64
Marin, Jack	1964-66
Martin, William	1947-49
May, Reynolds	1934-35
Mayer, David	2011
Mayer, Ronnie	1953-56
McCaffrey, Bill	1990-91
McCahan, William G.	1940-42
McClure, David	2005-09
McGillicuddy, Cornelius, Jr.	1934
McGrane, Arthur	1943
McKaig, Stuart	1965-67
McLeod, Roshown	1997-98
McNeely, Doug	1981-82, 84
McRoberts, Josh	2006-07
Meagher, Dan	1982-85
Means, Andy	2002-04
Meek, Erik	1992-95
Melchionni, Gary	1971-73
Melchionni, Lee	2003-06
Metzler, Robert	1944
Mewhort, Buzzy	1960-62
Miller, Alex	1943
Miller, Don	1957
Minor, John	1938-39
Mock, William	1940-41
Moore, Tony	1993-95
Morgan, Junior	1954-56
Morgan, Merrill	1959-60
Morris, John	1959
Morrison, Harold	1976-79
Moses, George	1976
Moss, P.E.	1926
Moyer, Bob	1941
Mullen, Jack	1960, 62
Mullins, Jeff	1962-64
Murphy, Alex	2012-13

- N -

Naktenis, Peter	1935
Nelson, DeMarcus	2005-08
Nessley, Martin	1984-87
Newcome, Jim	1956-58
Newton, Greg	1994-97
Northrop, Geoff	1977
Novick, Tom	2005

- O -

Obi, Sean	2016-17
O'Connell, Alex	2018-pres
O'Connell, Dave	1973-74, 76
O'Connor, Richard	1971
Ojeleye, Semi	2014
Okafor, Jahliil	2015
O'Mara, Robert	1937-39

- P -

Pagliuca, Joe	2004-07
Pagliuca, Nick	2014-17
Palmer, Crawford	1989-91
Parker, Clarence	1936
Parker, Jabari	2014
Parks, Cherokee	1992-95
Parsons, William	1939-40
Paulus, Greg	2006-09
Pergerm, Ernest	1949
Perkins, Ross	2005-06
Peters, Casey	2010-11
Plumlee, Marshall	2012-16

Plumlee, Mason	2010-13
Plumlee, Miles	2009-12
Pocius, Martynas	2006-09
Podger, Ken	1935-37
Polack, Ernest	1934-35
Pope, Warren	1946
Posen, John	1968-70
Price, Glenn	1939-41
Price, Ricky	1995-98

- R -

Ragens, W.S.	1928
Randolph, Shavlik	2003-05
Redding, Chris	1972-74
Reddish, Cam	2019-pres
Redick, J.J.	2003-06
Reigel, Bill	1953
Riedy, Bob	1965-67
Richter, Ron	1972
Riley, Joe	1935-37
Rivers, Austin	2012
Robb, Spencer	1938
Robert, Shaw	1931
Robertson, Jerry	1957-59
Robinson, Jack	1946
Robinson, Justin	2016-pres
Roellke, Bob	1945
Rogers, George	1929-31
Rothbaum, Samuel	1941-42, 47
Rowe, Sam	1927

- S -

Sanders, Casey	2000-03
Sapp, Bill	1945

Sapp, Carl	1947-49
Saunders, Larry	1970-71
Scarborough, David	1949-50
Scheyer, Jon	2007-10
Schmidt, Fred	1961-63
Schmidt, Paul	1956-58
Seward, John	1942-47
Shabel, Fred	1953-54
Shaw, Alan	1971-73
Shaw, John	1930-32
Shokes, Eddie	1940-41
Simpson, J.D.	1998-01
Singler, Kyle	2008-11
Singleton, Todd	1995-98
Smiley, Glen	1968-70
Smith, John	1986-89
Smith, Nolan	2008-11
Snyder, Quin	1986-89
Spanarkel, Jim	1976-79
Spuhler, Raymond	1940-42
Stark, Bill	1942, 48
Steele, John	1945
Strickland, Kevin	1985-88
Suddath, Jim	1978-81
Suk, Bill	1973-75
Sulaimon, Rasheed	2013-14
Sutton, Nick	2007
Sweet, Andre	2001
Swindell, Ed	1937-39

- T -

Tatum, Jayson	2017
Taylor, Vince	1979-82
Teer, Tim	1968-70

Thomas, James	1938-39
Thomas, Lance	2007-10
Thompson, Herb	1932-34
Thompson, James	1932-34
Thompson, Michael	2003
Thorne, Robert	1929-30
Thornton, Derryck	2016
Thornton, Tyler	2011-14
Tison, Hack	1963-65
Tissaw, Mike	1980-83
Tobin, Don	1954-55
Tormey, Griffin	2007
Trent Jr., Gary	2018
Turner, Harold	1954-55
Turner, Kenneth	1944

- U -

Ulrich, Bill	1962
--------------	------

- V -

Vacendak, Steve	1964-66
Valasek, Cy	1939-41
Vandenberg, Steve	1967-69
Van Schoik, Dick	1945
Verga, Bob	1965-67
Vernon, Bob	1957-58
Vrankovic, Antonio	2016-pres

- W -


Wallace, Carmen	1994-97
Watson, Bill	1957-59
Wayand, Bob	1959
Weaver, C.C.	1926-28
Weaver, Phil	1932-34
Wendelin, Ron	1966-68
Wendt, Greg	1982-83
Wentz, William	1935
Werber, Bill	1928-30
West, Robby	1970-72
White, Jack	2017-pres
Whiting, Richard	1946
Williams, Allen	1980-82
Williams, Elliot	2009
Williams, Jason	2000-02
Williams, Sheldon	2003-06
Williams, Weldon	1983-86
Williamson, Scott	1962-63
Williamson, Zion	2019-pres
Winkin, John	1941
Winslow, Justise	2015
Wojciechowski, Steve	1995-98
Wood, Robert	1938
Wright, William	1944

- Y -

Yarbrough, Stuart	1970-72
York, Scotty	1949-51
Youmans, Corren	1948-50
Young, Kenny	1975-76
Youngkin, Carroll	1959-61

- Z -

Zafirovski, Todd	2010-14
Zimmer, Bill	1965
Zoubek, Brian	2007-10



DUKE ATHLETICS HALL OF FAME

MEN'S BASKETBALL INDUCTEES

	Induction Year
Eddie Cameron	1975
Dick Groat	1975
Bill Werber	1975
Vic Bubas	1977
Art Heyman	1978
Jack Marin	1978
Jeff Mullins	1978
Harry Councilor	1979
Ed Koffenberger	1980
Bob Gantt	1981
Gordon Carver	1984
Bob Verga	1984
Mike Lewis	1985
Steve Vacendak	1986
Gerry Gerard	1987
Jim Spanarkel	1990
Randy Denton	1991
Bernie Janicki	1992
Charles "Lefty" Driesell	1993
Gene Banks	1994
Johnny Dawkins	1996
Mike Gminski	1996
Mark Alarie	1999
Tommy Amaker	2001
Danny Ferry	2004
Christian Laettner	2007
Bobby Hurley	2011
Mike Krzyzewski	2011
Jason Williams	2013
Shane Battier	2016
Grant Hill	2016
Elton Brand	2018
Shelden Williams	2018



Duke In The NBA

A total of 78 former Duke players have appeared on NBA rosters all time. In 2018, Duke had four players selected in the NBA Draft, bringing its total to 61 draftees under Mike Krzyzewski. Duke has had 25 players selected in the NBA Draft Lottery, the most in the nation since the system was put into place in 1985. In 1999, Duke became the first program in the history of the NBA Draft to have four players from the same school selected in the first round. Three of the four – Elton Brand (Chicago), Trajan Langdon (Cleveland) and Corey Maggette (Seattle) – were lottery picks. In 2002, Jason Williams (2nd overall) and Mike Dunleavy (3rd) became the first college teammates in the history of the NBA Draft to be the first two collegians selected. Overall, 38 Duke players have been selected in the first round of the NBA Draft in the Coach K era.

NBA CHAMPIONS

Jeff Mullins (Golden State)	1975
Danny Ferry (San Antonio)	2003
Shane Battier (Miami)	2012, 2013
Kyrie Irving (Cleveland)	2016
Dahntay Jones (Cleveland)	2016
Quinn Cook (Golden State)	2018

ALL-NBA TEAM

Grant Hill	1996 (2nd), 1997 (1st), 1998 (2nd), 1999 (2nd), 2000 (2nd)
Elton Brand	2006 (2nd)
Carlos Boozer	2008 (3rd)

NBA ROOKIE OF THE YEAR

Grant Hill (Co-winner with Jason Kidd)	1995
Elton Brand (Co-winner with Steve Francis)	2000
Kyrie Irving	2012

IBM AWARD

Grant Hill	1997
------------	------

NBA ALL-ROOKIE TEAM

Art Heyman (1st)	1964
Jack Marin (1st)	1967
Christian Laettner (1st)	1993
Grant Hill (1st)	1995
Elton Brand (1st)	2000
Shane Battier (1st)	2002
Luol Deng (1st)	2005
Kyrie Irving (1st)	2012
Kyle Singler (2nd)	2013
Mason Plumlee (1st)	2014
Jahlil Okafor (1st)	2016
Justise Winslow (2nd)	2016
Brandon Ingram (2nd)	2017
Jayson Tatum (1st)	2018

NBA ALL-DEFENSIVE TEAM

Shane Battier	2008 (2nd), 2009 (2nd)
Luol Deng	2012 (2nd)

NBA ALL-STAR GAME SELECTIONS

Jeff Mullins	1969, 1970, 1971
Jack Marin	1972, 1973
Grant Hill	1995, 1996, 1997, 1998, 2000, 2005
Christian Laettner	1997
Elton Brand	2002, 2006
Carlos Boozer	2007, 2008
Luol Deng	2012, 2013
Kyrie Irving	2013, 2014, 2015, 2017, 2018

NBA ALL-STAR GAME MVP

Kyrie Irving	2014
--------------	------

NBA THREE-POINT SHOOTOUT CHAMPIONS

Kyrie Irving	2013
--------------	------

NBA SPORTSMANSHIP AWARD

Grant Hill	2005, 2008, 2010
Elton Brand	2006
Luol Deng	2007

TWYMAN-STOKES TEAMMATE OF THE YEAR

Shane Battier	2014
---------------	------

J. WALTER KENNEDY CITIZENSHIP AWARD

Luol Deng	2014
-----------	------



Quinn Cook

NBA FIRST ROUND PICKS BY SCHOOL (1985-18)

Kentucky	39
Duke	38
North Carolina	33
Kansas	25
UCLA	21
Connecticut	19
Georgia Tech	18

NBA LOTTERY PICKS BY SCHOOL

Duke	25
Kentucky	24
North Carolina	18
Kansas	17
Arizona	15

NBA FIRST ROUND PICKS BY ACTIVE COACH

Mike Krzyzewski	38
Roy Williams	29
John Calipari	31
Jim Boeheim	23

MEDIA GUIDE

2018-19 DUKE MEN'S BASKETBALL

Duke In The NBA

DUKE'S NBA DRAFT PICKS

YEAR	PLAYER	TEAM	ROUND (PICK)
1952	Dick Groat	Fort Wayne Pistons	1st (3)
1954	Rudy D'Emilio	Philadelphia Warriors	5th (39)
	Bernie Janicki	Fort Wayne Pistons	7th (58)
1956	Ronnie Mayer	New York Knicks	4th (-)
	Joe Belmont	Philadelphia Warriors	5th (-)
	Junior Morgan	St. Louis Hawks	7th (-)
1958	Bucky Allen	Philadelphia Warriors	6th (44)
	Jim Newcome	Cincinnati Royals	14th (85)
1961	Doug Kistler	Detroit Pistons	3rd (26)
	Howard Hurt	L.A. Lakers	11th (95)
1963	Art Heyman	New York Knicks	1st (1)
1964	Jeff Mullins	St. Louis Hawks	1st (5)
	Jay Buckley	L.A. Lakers	8th (66)
1965	Hack Tison	Boston Celtics	6th (49)
1966	Jack Marin	Baltimore Bullets	1st (5)
	Steve Vacendak	San Francisco Warriors	4th (33)
1967	Bob Verga	St. Louis Hawks	3rd (25)
	Bob Riedy	Baltimore Bullets	6th (56)
1968	Mike Lewis	Boston Celtics	7th (88)
	Joe Kennedy	Seattle SuperSonics	10th (122)
1969	Steve Vandenberg	Detroit Pistons	7th (89)
	Fred Lind	Phoenix Suns	11th (142)
1971	Randy Denton	Boston Celtics	5th (61)
	Rick Katherman	San Diego Rockets	8th (126)
	Larry Saunders	Detroit Pistons	10th (177)
1973	Gary Melchionni	Phoenix Suns	2nd (33)
1975	Bob Fleischer	Buffalo Braves	4th (70)
1976	Willie Hodge	Kansas City Kings	5th (71)
1977	Tate Armstrong	Chicago Bulls	1st (13)
	Mark Crow	New York Nets	6th (111)
1979	Jim Spanarkel	Philadelphia 76ers	1st (16)
	Bob Bender	San Diego Clippers	6th (119)
1980	Mike Gminski	New Jersey Nets	1st (7)
1981	Gene Banks	San Antonio Spurs	2nd (28)
	Kenny Dennard	Kansas City Kings	4th (78)
1982	Vince Taylor	New York Knicks	2nd (34)
1983	Tom Emma	Chicago Bulls	10th (210)
1985	Dan Meagher	Chicago Bulls	6th (126)
1986	Johnny Dawkins	San Antonio Spurs	1st (10)
	Mark Alarie	Denver Nuggets	1st (18)
	David Henderson	Washington Bullets	3rd (58)
	Jay Bilas	Dallas Mavericks	5th (108)
1987	Tommy Amaker	Seattle SuperSonics	3rd (55)
	Martin Nessley	L.A. Clippers	6th (116)
1989	Danny Ferry	L.A. Clippers	1st (2)
1990	Alaa Abdelnaby	Portland Trail Blazers	1st (25)
	Phil Henderson	Dallas Mavericks	2nd (49)
1992	Christian Laettner	Minnesota Timberwolves	1st (3)
	Brian Davis	Phoenix Suns	2nd (48)
1993	Bobby Hurley	Sacramento Kings	1st (7)
	Thomas Hill	Indiana Pacers	2nd (39)
1994	Grant Hill	Detroit Pistons	1st (3)
	Antonio Lang	Phoenix Suns	2nd (29)
1995	Cherokee Parks	Dallas Mavericks	1st (12)
	Erik Meek	Houston Rockets	2nd (41)
1998	Roshown McLeod	Atlanta Hawks	1st (20)
1999	Elton Brand	Chicago Bulls	1st (1)
	Trajan Langdon	Cleveland Cavaliers	1st (11)
	Corey Maggette	Seattle SuperSonics	1st (13)
	William Avery	Minnesota Timberwolves	1st (14)
2000	Chris Carrarell	San Antonio Spurs	2nd (41)
2001	Shane Battier	Memphis Grizzlies	1st (6)
2002	Jason Williams	Chicago Bulls	1st (2)
	Mike Dunleavy	Golden State Warriors	1st (3)
	Carlos Boozer	Cleveland Cavaliers	2nd (35)
2003	Dahntay Jones	Boston Celtics	1st (20)
2004	Luol Deng	Phoenix Suns	1st (7)
	Chris Duhon	Chicago Bulls	2nd (38)
2005	Daniel Ewing	L.A. Clippers	2nd (32)

YEAR	PLAYER	TEAM	ROUND (PICK)
2006	Shelden Williams	Atlanta Hawks	1st (5)
	J.J. Redick	Orlando Magic	1st (11)
2007	Josh McRoberts	Portland Trailblazers	2nd (37)
2009	Gerald Henderson	Charlotte Bobcats	1st (12)
2011	Kyrie Irving	Cleveland Cavaliers	1st (1)
	Nolan Smith	Portland Trailblazers	1st (21)
	Kyle Singler	Detroit Pistons	2nd (33)
2012	Austin Rivers	New Orleans Pelicans	1st (10)
	Miles Plumlee	Indiana Pacers	1st (26)
2013	Mason Plumlee	Brooklyn Nets	1st (22)
	Ryan Kelly	L.A. Lakers	2nd (49)
2014	Jabari Parker	Milwaukee Bucks	1st (2)
	Rodney Hood	Utah Jazz	1st (23)
2015	Jahlil Okafor	Philadelphia 76ers	1st (3)
	Justise Winslow	Miami Heat	1st (10)
	Tyus Jones	Minnesota Timberwolves	1st (24)
2016	Brandon Ingram	Los Angeles Lakers	1st (2)
2017	Jayson Tatum	Boston Celtics	1st (3)
	Luke Kennard	Detroit Pistons	1st (12)
	Harry Giles	Sacramento Kings	1st (20)
	Frank Jackson	New Orleans Pelicans	2nd (31)
2018	Marvin Bagley III	Sacramento Kings	1 (2)
	Wendell Carter Jr.	Chicago Bulls	1 (7)
	Grayson Allen	Utah Jazz	1 (21)
	Gary Trent Jr.	Sacramento Kings	2 (37)

DUKE'S FIRST OVERALL PICKS IN NBA DRAFT

PLAYER	TEAM	YEAR
Art Heyman	New York Knicks	1963
Elton Brand	Chicago Bulls	1999
Kyrie Irving	Cleveland Cavaliers	2011



Duke In The NBA

ALAA ABDELNABY		
Portland	1990-92	
Milwaukee	1993	
Boston	1993-94	
Philadelphia	1995	
Sacramento	1995	
MARK ALARIE		
Denver	1986-87	
Washington	1987-92	
GRAYSON ALLEN		
Utah	2018-present	
TATE ARMSTRONG		
Chicago	1977-79	
WILLIAM AVERY		
Minnesota	1999-02	
Philadelphia	2003	
MARVIN BAGLEY III		
Sacramento	2018-present	
GENE BANKS		
San Antonio	1981-85	
Chicago	1985-87	
SHANE BATTIER		
Memphis	2001-06	
Houston	2006-11	
Miami	2011-14	
CARLOS BOOZER		
Cleveland	2002-04	
Utah	2004-10	
Chicago	2010-14	
L.A. Lakers	2014-15	
ELTON BRAND		
Chicago	1999-01	
L.A. Clippers	2001-08	
Philadelphia	2008-12	
Dallas	2012-13	
Atlanta	2013-15	
Philadelphia	2016	
WENDELL CARTER JR.		
Chicago	2018-present	
QUINN COOK		
Dallas	2017	
New Orleans	2017	
Atlanta	2017	
Golden State Warriors	2017-present	
MARK CROW		
New Jersey	1977-78	
SETH CURRY		
Memphis	2013-14	
Cleveland	2014	
Phoenix	2015	
Sacramento	2015-16	
Dallas	2016-18	
Portland	2018-present	
BRIAN DAVIS		
Minnesota	1993-94	
ANDRE DAWKINS		
Miami	2015	
JOHNNY DAWKINS		
San Antonio	1986-89	
Philadelphia	1989-94	
Detroit	1994-95	
LUOL DENG		
Chicago	2004-14	
Cleveland	2014	
Miami	2014-16	
L.A. Lakers	2016-18	
Minnesota	2018-present	
KENNY DENNARD		
Kansas City	1981-83	
Denver	1983-84	
RANDY DENTON		
Carolina-Memphis	1971-72	
Memphis	1972-74	
Utah	1974-75	
St. Louis	1975-76	
Atlanta	1976-77	

CHRIS DUHON		
Chicago	2004-08	
New York	2008-10	
Orlando	2010-12	
L.A. Lakers	2012-13	
TREVON DUVAL		
Milwaukee	2018-present	
MIKE DUNLEAVY		
Golden State	2002-07	
Indiana	2007-11	
Milwaukee	2011-13	
Chicago	2013-16	
Cleveland	2016-17	
Atlanta	2017	
DANIEL EWING		
L.A. Clippers	2005-07	
DANNY FERRY		
Cleveland	1990-00	
San Antonio	2000-03	
BOB GANTT		
Washington	1946-47	
HARRY GILES		
Sacramento	2017-present	
MIKE GMINSKI		
New Jersey	1980-87	
Philadelphia	1987-90	
Charlotte	1990-94	
Milwaukee	1994	
DICK GROAT		
Fort Wayne	1952-53	
DAVID HENDERSON		
Philadelphia	1987-88	
GERALD HENDERSON		
Charlotte	2009-15	
Portland	2015-16	
Philadelphia	2016-17	
ART HEYMAN		
New York	1963-65	
Cincinnati-Philadelphia	1965-66	
New Jersey-Pittsburgh	1967-68	
Minnesota	1968-69	
Pittsburgh-Miami	1969-70	
GRANT HILL		
Detroit	1994-00	
Orlando	2000-07	
Phoenix	2007-12	
L.A. Clippers	2012-13	
RODNEY HOOD		
Utah	2014-18	
Cleveland	2018-present	
BOBBY HURLEY		
Sacramento	1993-98	
Vancouver	1998	
BRANDON INGRAM		
L.A. Lakers	2016-present	
KYRIE IRVING		
Cleveland	2011-17	
Boston	2017-present	
FRANK JACKSON		
New Orleans	2017-present	
DAHNTAY JONES		
Memphis	2003-07	
Sacramento	2008	
Denver	2008-09	
Indiana	2009-12	
Dallas	2012-13	
Atlanta	2013	
Utah Jazz	2014	
L.A. Clippers	2015	
Cleveland	2016-17	
TYUS JONES		
Minnesota	2015-present	
RYAN KELLY		
L.A. Lakers	2013-16	
Atlanta	2017	
LUKE KENNARD		
Detroit	2017-present	

JOE KENNEDY		
Seattle	1968-70	
Pittsburgh	1970-71	
DOUG KISTLER		
New York	1961-62	
CHRISTIAN LAETTNER		
Minnesota	1992-96	
Atlanta	1996-98	
Detroit	1998-00	
Dallas	2000-01	
Washington	2001-04	
Miami	2004-06	
ANTONIO LANG		
Phoenix	1994-95	
Cleveland	1995-97	
Miami	1997-98	
Cleveland	1998-99	
Toronto	2000	
Philadelphia	2000	
TRAJAN LANGDON		
Cleveland	2000-02	
MIKE LEWIS		
Indiana-Minnesota	1968-69	
Pittsburgh	1969-72	
Carolina	1972-74	
COREY MAGGETTE		
Orlando	1999-00	
L.A. Clippers	2000-08	
Golden State	2008-10	
Milwaukee	2010-11	
Charlotte	2011-12	
Detroit	2012-13	
San Antonio	2013	
JACK MARIN		
Baltimore	1966-72	
Houston	1972-74	
Buffalo	1974-75	
Chicago	1975-77	
ROSHOWN MCLEOD		
Atlanta	1998-00	
Philadelphia	2000-01	
Boston	2002	
JOSH MCROBERTS		
Portland	2007-08	
Indiana	2008-11	
L.A. Lakers	2011-12	
Orlando	2012-13	
Charlotte	2013-14	
Miami	2014-17	
Dallas	2017-18	
GARY MELCHIONI		
Phoenix	1973-75	
JEFF MULLINS		
St. Louis	1964-66	
San Francisco	1966-71	
Golden State	1971-76	
DEMARCUS NELSON		
Golden State	2008	
Chicago	2009	
MARTIN NESSLEY		
L.A. Clippers	1987-88	
Sacramento	1988	
JAHLIL OKAFOR		
Philadelphia	2015-17	
Brooklyn	2017-18	
New Orleans	2018-present	
JABARI PARKER		
Milwaukee	2014-18	
Chicago	2018-present	
CHEROKEE PARKS		
Dallas	1995-96	
Minnesota	1996-98	
Vancouver	1998-00	
Washington	2000	
L.A. Clippers	2000-01	
San Antonio	2001-02	
L.A. Clippers	2002-03	
Golden State	2004	

MARSHALL PLUMLEE		
New York	2016-17	
Milwaukee	2017-18	
MASON PLUMLEE		
Brooklyn	2013-15	
Portland	2015-17	
Denver	2017-present	
MILES PLUMLEE		
Indiana	2012-13	
Phoenix	2013-14	
Milwaukee	2015-17	
Charlotte	2017	
Atlanta	2017-present	
SHAVLIK RANDOLPH		
Philadelphia	2005-08	
Portland	2008-09	
Miami	2009-10	
Portland	2010	
Boston	2013	
Phoenix	2014-15	
Boston	2015	
J.J. REDICK		
Orlando	2006-13	
Milwaukee	2013	
L.A. Clippers	2013-17	
Philadelphia	2017-present	
BOB RIEDY		
Houston	1967-68	
AUSTIN RIVERS		
New Orleans	2012-15	
L.A. Clippers	2015-18	
Washington	2018-present	
KYLE SINGLER		
Detroit	2012-15	
Oklahoma City	2015-present	
NOLAN SMITH		
Portland	2011-13	
JIM SPANARKEL		
Philadelphia	1979-80	
Dallas	1980-84	
JAYSON TATUM		
Boston	2017-present	
VINCE TAYLOR		
New York	1982-83	
LANCE THOMAS		
New Orleans	2011-14	
Oklahoma City	2014-15	
New York	2015-present	
GARY TRENT JR.		
Portland	2018-present	
STEVE VACENDAK		
Pittsburgh	1967-68	
Minnesota	1968-69	
Pittsburgh-Minnesota	1969-70	
BOB VERGA		
Dallas	1967-68	
Denver-New York-Houston	1968-69	
Carolina	1969-71	
Carolina-Pittsburgh	1971-72	
Portland	1973-74	
JASON WILLIAMS		
Chicago	2002-03	
SHELDEN WILLIAMS		
Atlanta	2006-08	
Sacramento	2008-09	
Minnesota	2009	
Boston	2009-10	
Denver	2010-11	
New York	2011	
New Jersey	2011	
JUSTISE WINSLOW		
Miami	2015-present	

NBA rosters as of Sept. 12, 2018

International Basketball

The Duke Blue Devils have a long history of success in international basketball competition dating back to 1964 when Jeff Mullins became the first Blue Devil to play for and win a gold medal with the U.S. Olympic basketball team. Since that initial appearance, Duke players and coaches have competed on the international stage nearly 200 times. The Blue Devils have accounted for 71 gold medals in international competition through the years, including six from Mike Krzyzewski as a national team head coach.

Mullins, Tate Armstrong (1976), Christian Laettner (1992), Grant Hill (1996), Carlos Boozer (2008) and Kyrie Irving (2016) each have Olympic gold medals, while Krzyzewski was an assistant coach on the 1992 gold medal team and won an unprecedented three gold medals with the 2008, 2012 and 2016 squads. Former Blue Devil standout and assistant coach Johnny Dawkins was an alternate on the 1986 Olympic team and was also a part of the staff for 2008 Olympic team, while former associate head coach Jeff Capel was part of the 2016 Olympic staff.

Krzyzewski has been a part of 15 medal-winning USA Basketball teams beginning with a gold medal as an assistant coach at the 1979 Pan American Games. He has been a part of 11 gold medal-winning teams as well as two silver medalist and two bronze medalist programs over the past three-plus decades. Serving as head coach of the U.S. National Team from 2005-16, Krzyzewski led the program to an 88-1 record in international competitions, including a National Team-record streak of 76 consecutive wins to close out his tenure. Coach K became the first coach - man or woman - to lead a country to three Olympic basketball gold medals (and did so consecutively) when the U.S. earned the top spot on the podium in Rio in 2016.

Duke's consistent presence on the international scene is evident by the program having at least one current or former Blue Devil compete on a USA Basketball team every year since 1988.

OLYMPIC GAMES

Jeff Mullins (USA)	▲1964
Tate Armstrong (USA)	▲1976
Cameron Hall (Canada)	1976
Dan Meagher (Canada)	1984
Christian Laettner (USA)	▲1992
Mike Krzyzewski (USA - Asst.)	▲1992
Grant Hill (USA)	▲1996
Greg Newton (Canada)	2000
Crawford Palmer (France)	2000
Carlos Boozer (USA)	2004
Carlos Boozer (USA)	▲2008
Mike Krzyzewski (USA - Coach)	▲2008
Luol Deng (Great Britain)	2012
Martynas Pocius (Lithuania)	2012
Mike Krzyzewski (USA - Coach)	▲2012
Kyrie Irving (USA)	▲2016
Mike Krzyzewski (USA - Coach)	▲2016

FIBA WORLD CUP

Tommy Amaker (USA)	▲1986
Christian Laettner (USA)	1990
Mike Krzyzewski (USA - Coach)	1990
Trajan Langdon (USA)	1998
Greg Newton (Canada)	1998
Elton Brand (USA)	2002
Jason Williams (USA)	2002
Shane Battier (USA)	2006
Elton Brand (USA)	2006
Mike Krzyzewski (USA - Coach)	2006
Martynas Pocius (Lithuania)	2010
Mike Krzyzewski (USA - Coach)	▲2010
Kyrie Irving (USA)	▲2014
Mike Krzyzewski (USA - Coach)	▲2014
Mason Plumlee (USA)	▲2014
Martynas Pocius (Lithuania)	2014

FIBA TOURNAMENT OF THE AMERICAS

Christian Laettner	1989
Christian Laettner	▲1992
Elton Brand	▲1999
Elton Brand	▲2003
Johnny Dawkins (Staff)	▲2007
Mike Krzyzewski (Coach)	▲2007
Marshall Plumlee	▲2017

FIBA U21 WORLD CHAMPIONSHIP

Cherokee Parks (USA)	▲1993
Carlos Boozer (USA)	▲2001
Chris Duhon (USA)	▲2001
Dahntay Jones (USA)	▲2001
J.J. Redick (USA)	2005

FIBA AMERICAS U20 CHAMPIONSHIP

Cherokee Parks	1993
Mike Dunleavy	2000
Jason Williams	2000

FIBA EUROPEAN U20 CHAMPIONSHIP

Alex Murphy (Finland)	2012
-----------------------	------

FIBA U19 WORLD CUP

Robert Brickey (USA)	1987
Antonio Lang (USA)	▲1991
Cherokee Parks (USA)	▲1991
Taymon Domzalski (USA)	1995
Trajan Langdon (USA)	1995
Steve Wojciechowski (USA)	1995
J.J. Redick (USA)	2003
Seth Curry (USA)	▲2009
Jahlil Okafor (USA)	▲2013
Rasheed Sulaimon (USA)	▲2013
Justise Winslow (USA)	▲2013
Jack White (Australia)	2015
R.J. Barrett (Canada)	▲2017
Cam Reddish (USA)	2017

FIBA AMERICAS U18 CHAMPIONSHIP

Grant Hill (USA)	▲1990
Ricky Price (USA)	▲1994
Trajan Langdon (USA)	▲1994
Steve Wojciechowski (USA)	▲1994
Taylor King (USA)	▲2006
Kyle Singler (USA)	▲2006
Nolan Smith (USA)	▲2006
Lance Thomas (USA)	▲2006
Ryan Kelly (USA)	2008
Mason Plumlee (USA)	2008
Kyrie Irving (USA)	▲2010
Josh Hairston (USA)	▲2010
Austin Rivers (USA)	▲2010
Rasheed Sulaimon (USA)	▲2012
Tyus Jones (USA)	▲2014
Justise Winslow (USA)	▲2014
Chase Jeter (USA)	▲2014
Luke Kennard (USA)	▲2014

FIBA U17 WORLD CUP

Quinn Cook (USA)	▲2010
Jabari Parker (USA)	▲2012
Tyus Jones (USA)	▲2012
Jahlil Okafor (USA)	▲2012
Justise Winslow (USA)	▲2012
Jack White (Australia)	2016
Wendell Carter, Jr. (USA)	▲2016
Gary Trent, Jr. (USA)	▲2016

FIBA AMERICAS U16 CHAMPIONSHIP

Quinn Cook (USA)	▲2009
Tyus Jones (USA)	▲2011
Jahlil Okafor (USA)	▲2011
Jabari Parker (USA)	▲2011
Wendell Carter, Jr. (USA)	▲2015
Gary Trent, Jr. (USA)	▲2015

FIBA U16 OCEANIA CHAMPIONSHIP

Jack White (Australia)	▲2013
------------------------	-------

GOODWILL GAMES

Tommy Amaker (USA)	▲1986
Bobby Hurley (USA)	1990
Christian Laettner (USA)	1990
Mike Krzyzewski (USA - Coach)	1990
Cherokee Parks (USA)	1994
Elton Brand (USA)	▲1998
Shane Battier (USA)	▲2001

WORLD UNIVERSITY GAMES

Johnny Dawkins (USA)	1983
Danny Ferry (USA)	1987
Billy King (USA)	1987
Mike Krzyzewski (USA - Coach)	1987
Bobby Hurley (USA)	▲1991
Antonio Lang (USA)	▲1993
Chris Carrawell (USA)	▲1999
Shelden Williams (USA)	▲2005

WORLD YOUTH GAMES

Nick Horvath (USA)	1998
--------------------	------

PAN AMERICAN GAMES

Dan Meagher (Canada)	▲1983
Christian Laettner (USA)	1991
Grant Hill (USA)	1991
Thomas Hill (USA)	1991
Brian Davis (USA)	1995
Lance Thomas (USA)	2011

R. WILLIAM JONES CUP

Tommy Amaker (USA)	1985
Jay Bilas (USA)	1985
Danny Ferry (USA)	▲1986

YURI GAGARIN CUP

Gene Banks (USA)	1978
------------------	------

NIKE HOOP SUMMIT

William Avery (USA)	1997
Shane Battier (USA)	1997
Elton Brand (USA)	1997
Chris Burgess (USA)	1997
Mike Dunleavy (USA)	1999
Casey Sanders (USA)	1999
Jason Williams (USA)	1999
Chris Duhon (USA)	2000
Greg Paulus (USA)	2005
Martynas Pocius (Lithuania)	2005
Gerald Henderson (USA)	2006
Jon Scheyer (USA)	2006
Kyle Singler (USA)	2007
Nolan Smith (USA)	2007
Mason Plumlee (USA)	2009
Kyrie Irving (USA)	2010
Quinn Cook (USA)	2011
Austin Rivers (USA)	2011
Rasheed Sulaimon (USA)	2012
Jabari Parker (USA)	2013
Tyus Jones (USA)	2014
Jahlil Okafor (USA)	2014
Justise Winslow (USA)	2014
Brandon Ingram (USA)	2015
Luke Kennard (USA)	2015
Chase Jeter (USA)	2015
Marques Bolden (USA)	2016
Harry Giles (USA)	2016
Frank Jackson (USA)	2016
Jayson Tatum (USA)	2016
Wendell Carter, Jr. (USA)	2017
Trevon Duval (USA)	2017
Gary Trent, Jr. (USA)	2017
R.J. Barrett (Canada)	2018
Tre Jones (USA)	2018
Cam Reddish (USA)	2018
Zion Williamson (USA)	2018

USA YOUTH DEVELOPMENT FESTIVAL

Nick Horvath	1998
Reggie Love	1998
Chris Duhon	1999
J.J. Redick	2000
Sean Dockery	2001
J.J. Redick	2001
Michael Thompson	2001
Shelden Williams	2001
David McClure	2003
DeMarcus Nelson	2003
Gerald Henderson	2004
Josh McRoberts	2004
Greg Paulus	2004
Brian Zoubek	2004
Gerald Henderson	2005
Kyle Singler	2005
Jon Scheyer	2005
Lance Thomas	2005

U.S. OLYMPIC FESTIVAL

Johnny Dawkins (East)	1981
Mark Alarie (West)	1982
Johnny Dawkins (East)	1982
David Henderson (South)	1983
Danny Ferry (East)	1985
Quin Snyder (East)	1985
Quin Snyder (South)	1986
Greg Koubek (East)	1987
Bobby Hurley (East)	1989
Bill McCaffrey (East)	1989
Crawford Palmer (South)	1989
Thomas Hill (South)	1990
Antonio Lang (South)	1990
Cherokee Parks (West)	1991
Joey Beard (East)	1993
Jeff Capel (South)	1993
Chris Collins (South)	1993
Ricky Price (West)	1995

▲ Gold Medal

USA BASKETBALL AWARDS

NATIONAL COACH OF THE YEAR

Mike Krzyzewski	2006, 2007, 2008, 2010, 2012, 2014, 2016
-----------------	--

MALE ATHLETE OF THE YEAR

Christian Laettner	1991
Elton Brand	1998
Chris Duhon	2001
Shelden Williams	2005
Jabari Parker	2011
Kyrie Irving	2014

USA Men's National Team - 2005-16

With the USA Men's Senior National Team in a tailspin following a sixth-place finish at the 2002 World Championships and bronze medal showing at the 2004 Greece Olympics, USA Basketball chairman Jerry Colangelo tabbed Mike Krzyzewski to lead the resurrection of the program on Oct. 26, 2005. Over the next seven international events, spanning more than a decade, Coach K and Team USA amassed an extraordinary 88-1 record en route to winning gold medals at the 2007 FIBA Americas Championship, 2008 Beijing Olympics, 2010 FIBA World Championship, 2012 London Olympics, 2014 FIBA World Cup and 2016 Rio Olympics, as well as a bronze medal at the 2006 FIBA World Championship.

Krzyzewski and Team USA suffered their only loss together in the 2006 FIBA World Championship in the semifinals against Greece. The program responded by winning Krzyzewski's last 76 games to re-establish the U.S. as the preeminent basketball power in the world.

The 2016 Rio Olympics marked Krzyzewski's last event as head coach of the U.S. National Team, and a group that consisted of 10 first-time Olympians who sent Coach K out with a flourish.

When the USA defeated Serbia, 96-66, in the Rio gold medal game on Aug. 21, 2016, Krzyzewski became the first coach - man or woman - to lead a country to three Olympic basketball gold medals. Coach K did so in three consecutive Olympics, giving him a perfect 24-0 record in the Games as the U.S. head coach. During his time in the USA Basketball program, Krzyzewski was part of five Olympic coaching staffs, helping his country to five gold medals and a 40-0 mark in Olympic competition.

The road through Rio was not easy for Krzyzewski and his staff. In fact, some called it perhaps the most satisfying of his three Olympic titles because his squad was relatively inexperienced on the international stage. In the end, the U.S. averaged 100.9 points per game, outscored opponents by an average of 22.5 points and forced teams into an average of 16.6 turnovers en route to posting a perfect 8-0 record.

"He is a legendary coach. I love playing for him and talking to him on off days and before practice. I have been blessed in coming straight out of high school to have a college coach and be able to play for him since '05. It means a lot to me and I have been humbled by it."

— **LEBRON JAMES**

"[Coach K] is successful because he understands his audience and he understands how to adapt. He is a great communicator, he is very passionate about the game and he cares about the guys."

— **KOBE BRYANT**

"Coach K has the same thing that makes all of us players great -- the ability to be confident, but not arrogant. There is not much difference in him than any of us players. In 2006, I was just a year removed from the ACC and I had all the reasons to not like him and now I absolutely love him. He is just such a great guy and a great family man. He is somebody that you can trust and somebody that I'd go to battle with any day."

— **CHRIS PAUL**

"Coach K just knows the game and he is a great motivator. He holds everybody to a certain standard. Everything is about family and team. I have learned a lot over the past few years while playing for him."

— **KEVIN DURANT**

"The amount of respect that he commands and the amount of respect the guys have for him is great. Whether on the college level or the pro level, he is obviously one of the best coaches, so having him here and knowing his knowledge of the game, the way he relates to pro players it makes it easy. It makes it seamless."

— **BLAKE GRIFFIN**

"I have so much respect for him as a human being, as a father, as a leader, as a coach, it doesn't get any better than that."

— **JERRY COLANGELO**



RECORDS

Career Records	114-117
Season Records	118-120
Attendance Records	121
Game Records	122-123
Freshman Records	124-127
Team Records	128-131
Cameron Indoor Records	132-135
100-Point Games	136-137
Overtime Games	138
Opponent Records	139
Yearly Statistics	140-148
Annual Statistics Leaders	149-152
Coaching Records	153
All-Time Player Statistics	154-159
1,000-Point Scorers	160-162

Career Records

POINTS

Rk	Name, Years	Pts
1.	J.J. Redick, 2003-06 [2]	2,769
2.	Johnny Dawkins, 1983-86 [4]	2,556
3.	Christian Laettner, 1989-92 [7]	2,460
4.	Kyle Singler, 2008-11 [8]	2,392
5.	Mike Gminski, 1977-80 [9]	2,323
6.	Danny Ferry, 1986-89 [22]	2,155
7.	Mark Alarie, 1983-86 [25]	2,136
8.	Gene Banks, 1978-81	2,079
	Jason Williams, 2000-02	2,079
10.	Jon Scheyer, 2007-10	2,077
11.	Jim Spanarkel, 1976-79	2,012
12.	Grayson Allen, 2015-18	1,996
13.	Art Heyman, 1961-63	1,984
	Shane Battier, 1998-01	1,984
15.	Trajan Langdon, 1995-99	1,974
16.	Shelden Williams, 2003-06	1,928
17.	Grant Hill, 1991-94	1,924
18.	Nolan Smith, 2008-11	1,911
19.	Dick Groat, 1950-52	1,886
20.	Jeff Mullins, 1962-64	1,884
21.	Bob Verga, 1965-67	1,758
22.	Bobby Hurley, 1990-93	1,731
23.	Randy Denton, 1969-71	1,658
24.	Ronnie Mayer, 1953-56	1,647
25.	Cherokee Parks, 1992-95	1,643
26.	Jeff Capel, 1994-97	1,601
27.	Daniel Ewing, 2002-05	1,595
28.	Thomas Hill, 1990-93	1,594
29.	Quinn Cook, 2012-15	1,571
30.	David Henderson, 1983-86	1,570
31.	Carlos Boozer, 2000-02	1,506
32.	Vince Taylor, 1979-82	1,455
	Chris Carrawell, 1996-00	1,455
34.	Mike Lewis, 1966-68	1,417
35.	Phil Henderson, 1987-90	1,397
36.	Seth Curry, 2011-13	1,394
37.	Mason Plumlee, 2010-13	1,384
38.	Mike Dunleavy, 2000-02	1,371
39.	Joe Belmont, 1953-56	1,338
40.	DeMarcus Nelson, 2004-08	1,336
41.	Tate Armstrong, 1974-77	1,304
42.	Robert Brickley, 1987-90	1,299
43.	Jack Marin, 1964-66	1,275
44.	Chris Duhon, 2001-04	1,268
45.	Gerald Henderson, 2007-09	1,262
46.	Bernie Janicki, 1952-54	1,247
47.	Greg Paulus, 2006-09	1,193
48.	Tommy Amaker, 1984-87	1,168
49.	Carroll Youngkin, 1959-61	1,154
50.	Luke Kennard, 2016-17	1,147
51.	Chris Redding, 1972-74	1,141
52.	Bob Fleischer, 1973-75	1,139
53.	Alaa Abdelnaby, 1987-90	1,137
54.	Willie Hodge, 1973-76	1,117
55.	Nate James, 1997-01	1,116
56.	Howard Hurt, 1959-61	1,095
	Kevin Strickland, 1985-88	1,095
58.	Chris Collins, 1993-96	1,091
59.	Amile Jefferson, 2013-17	1,079
60.	Jay Bilas, 1983-86	1,062
61.	Kenny Dennard, 1978-81	1,057
62.	Rudy D'Emilio, 1952-54	1,028
63.	Ricky Price, 1995-98	1,026
64.	Chip Engelland, 1980-83	1,025
65.	Andre Dawkins, 2010-12, 2014	1,014
66.	Antonio Lang, 1991-94	1,012
67.	Rick Katherman, 1969-71	1,005

Active, Career: Marques Bolden - 149
 Coach K Era, Career: J.J. Redick - 2,769
 ACC Play, Career: J.J. Redick - 1,391
 Postseason, Career: Christian Laettner - 598
 ACC Tournament, Career: J.J. Redick [1-22]
 NCAA Tournament, Career: Christian Laettner - 407
 Cameron Indoor Stadium, Career: J.J. Redick - 1,238

SCORING AVERAGE

Rk	Name, Years	G	Pts	Avg
1.	Art Heyman, 1961-63 [5]	79	1,984	25.1
2.	Dick Groat, 1950-52	82	1,886	23.0
3.	Bob Verga, 1965-67 [16]	80	1,758	22.0
4.	Jeff Mullins, 1962-64 [17]	86	1,884	21.9
5.	J.J. Redick, 2003-06	139	2,769	19.9
6.	Randy Denton, 1969-71	84	1,658	19.7
7.	Jason Williams, 2000-02	108	2,079	19.3
8.	Johnny Dawkins, 1983-86	133	2,556	19.2
9.	Mike Gminski, 1977-80	122	2,323	19.0
10.	Jim Spanarkel, 1976-79	114	2,012	17.6
11.	Mike Lewis, 1966-68	84	1,417	16.9
12.	Gene Banks, 1978-81	124	2,079	16.8
13.	Christian Laettner, 1989-92	148	2,460	16.6
14.	Elton Brand, 1998-99	60	972	16.20
15.	Kyle Singler, 2008-11	148	2,392	16.16
16.	Mark Alarie, 1983-86	133	2,136	16.1
17.	Luke Kennard, 2016-17	73	1,147	15.712
18.	Tate Armstrong, 1974-77	83	1,304	15.711
19.	Ronnie Mayer, 1953-56	105	1,647	15.69
20.	Danny Ferry, 1986-89	143	2,155	15.1

Minimum 50 games played

FIELD GOALS MADE

Rk	Name, Years	FG
1.	▲ Johnny Dawkins, 1983-86 [1]	1,026
2.	Mike Gminski, 1977-80	901
3.	Christian Laettner, 1989-92	834
4.	Mark Alarie, 1983-86	828
5.	Gene Banks, 1978-81	827
6.	J.J. Redick, 2003-06	825
7.	Kyle Singler, 2008-11	814
8.	Danny Ferry, 1986-89	810
9.	Jeff Mullins, 1962-64	770
10.	Grant Hill, 1991-94	745

FIELD GOAL ATTEMPTS

Rk	Name, Years	FGA
1.	▲ Johnny Dawkins, 1983-86 [1]	2,019
2.	J.J. Redick, 2003-06	1,906
3.	Kyle Singler, 2008-11	1,879
4.	Mike Gminski, 1977-80	1,697
5.	Danny Ferry, 1986-89	1,675
6.	Dick Groat, 1950-52	1,669
7.	Art Heyman, 1961-63	1,580
8.	Jason Williams, 2000-02	1,575
9.	Gene Banks, 1978-81	1,558
10.	Mark Alarie, 1983-86	1,505

FIELD GOAL PCT.

Rk	Name, Years	FG	FGA	Pct
1.	Carlos Boozer, 2000-02 [3]	554	878	.631
2.	Amile Jefferson, 2013-17 [4]	426	687	.620
3.	Elton Brand, 1998-99 [7]	355	580	.612
4.	Alaa Abdelnaby, 1987-90 [12]	448	748	.599
5.	Christian Laettner, 1989-92	834	1,452	.574
	Mason Plumlee, 2010-13	525	914	.574
7.	Shelden Williams, 2003-06	687	1,202	.572
8.	Jay Buckley, 1961-64	352	617	.571
9.	Antonio Lang, 1991-94	367	644	.570
10.	Greg Newton, 1994-97	310	545	.569

Minimum 300 field goals made

3-POINT FIELD GOALS MADE

Rk	Name, Years	3FG
1.	▲ J.J. Redick, 2003-06 [1]	457
2.	Trajan Langdon, 1995-99 [4]	342
3.	Jason Williams, 2000-02 [9]	313
4.	Jon Scheyer, 2007-10 [12]	297
5.	Grayson Allen, 2015-18 [13]	291
6.	Kyle Singler, 2008-11 [1-17]	267
7.	Bobby Hurley, 1990-93 [1-20]	264
8.	Shane Battier, 1998-2001	246
9.	Quinn Cook, 2012-15	236
10.	Andre Dawkins, 2010-12, 2014	231

3-POINT FIELD GOAL ATTEMPTS

Rk	Name, Years	3FGA
1.	▲ J.J. Redick, 2003-06 [1]	1,126
2.	Trajan Langdon, 1995-99	802
3.	Jason Williams, 2000-02	797
4.	Jon Scheyer, 2007-10	780
5.	Grayson Allen, 2015-18	766
6.	Kyle Singler, 2008-11	736
7.	Bobby Hurley, 1990-93	652
8.	Quinn Cook, 2012-15	629
9.	Shane Battier, 1998-2001	592
10.	Andre Dawkins, 2010-12, 2014	568

3-POINT FIELD GOAL PCT.

Rk	Name, Years	3FG	3FGA	Pct
1.	Christian Laettner, 1989-92	79	163	.485
2.	Trajan Langdon, 1995-99 [7]	342	802	.426
3.	Seth Curry, 2011-13 [13]	223	531	.420
4.	Shane Battier, 1998-01 [15]	246	592	.416
5.	Andre Dawkins, 2010-12, 2014	231	568	.407
6.	J.J. Redick, 2003-06	457	1,126	.406
7.	Bobby Hurley, 1990-93	264	652	.405
8.	Phil Henderson, 1987-90	128	320	.400
9.	Greg Paulus, 2006-09	210	527	.3985
10.	Jeff Capel, 1994-97	220	553	.3978

Minimum 75 three-point field goals made

ACC ranking minimum is 150 three-point field goals made

FREE THROWS MADE

Rk	Name, Years	FT
1.	Christian Laettner, 1989-92	713
2.	J.J. Redick, 2003-06	662
3.	Jon Scheyer, 2007-10	608
4.	Jim Spanarkel, 1976-79	564
5.	Art Heyman, 1961-63	558
6.	Shelden Williams, 2003-06	550
7.	Dick Groat, 1950-52	522
8.	Mike Gminski, 1977-80	521
9.	Ronnie Mayer, 1953-56	515
10.	Kyle Singler, 2008-11	497

FREE THROW ATTEMPTS

Rk	Name, Years	FTA
1.	Christian Laettner, 1989-92	885
2.	Art Heyman, 1961-63	853
3.	Shelden Williams, 2003-06	796
4.	J.J. Redick, 2003-06	726
5.	Dick Groat, 1950-52	710
6.	Jon Scheyer, 2007-10	706
7.	Jim Spanarkel, 1976-79	700
8.	Ronnie Mayer, 1953-56	673
9.	Mike Gminski, 1977-80	658
10.	Kyle Singler, 2008-11	643

FREE THROW PCT.

Rk	Name, Years	FT	FTA	Pct
1.	▲ J.J. Redick, 2003-06 [1]	662	726	.912
2.	Luke Kennard, 2016-17 [8]	248	286	.867
3.	Trajan Langdon, 1995-99 [9]	386	448	.862
4.	Jon Scheyer, 2007-10 [10]	608	706	.861
5.	Quinn Cook, 2012-15 [15]	267	313	.853
6.	Tom Emma, 1980-83	214	254	.843
7.	Grayson Allen, 2015-18	493	591	.834
8.	Seth Curry, 2011-13	293	355	.825
9.	Chris Redding, 1972-74	343	425	.807
10.	Jim Spanarkel, 1976-79	564	700	.8057

Minimum 200 free throws made

◆ - NCAA Record; ▲ - ACC Record
 [#] - ACC All-Time Career Ranking

Career Records

REBOUNDS

Rk	Name, Years	G	Reb	Avg
1.	Shelden Williams, 2003-06 [6]	139	1,262	9.1
2.	Mike Gminski, 1977-80 [7]	122	1,242	10.2
3.	Christian Laettner, 1989-92 [14]	148	1,149	7.8
4.	Mason Plumlee, 2010-13 [19]	141	1,085	7.7
5.	Randy Denton, 1969-71 [21]	84	1,067	12.7
6.	Mike Lewis, 1966-68	84	1,051	12.5
7.	Kyle Singler, 2008-11	148	1,015	6.9
8.	Danny Ferry, 1986-89	143	1,003	7.0
9.	Gene Banks, 1978-81	124	985	7.9
10.	Ronnie Mayer, 1953-56	105	954	9.0
11.	Amile Jefferson, 2013-17	150	944	6.3
12.	Bernie Janicki, 1952-54	83	923	11.1
13.	Shane Battier, 1998-2001	146	887	6.1
14.	Cherokee Parks, 1992-95	131	874	6.7
15.	Art Heyman, 1961-63	79	865	10.9
16.	Mark Alarie, 1983-86	133	833	6.3
17.	Carroll Youngkin, 1959-61	81	829	10.2
18.	Bob Fleischer, 1973-75	78	817	10.5
19.	Jeff Mullins, 1962-64	86	776	9.0
20.	Grant Hill, 1991-94	129	769	6.0

Active, Career: Javin DeLaurier - 154
 Coach K Era, Career: Shelden Williams - 1,262
 ACC Play, Career: Shelden Williams - 614
 Postseason, Career: Shelden Williams - 254
 ACC Tournament, Career: Carl Youmans & Mike Gminski - 118
 NCAA Tournament, Career: Christian Laettner - 169
 Cameron Indoor Stadium, Career: Shelden Williams - 565

REBOUND AVERAGE

Rk	Name, Years	G	Reb	Avg
1.	Randy Denton, 1969-71 [7]	84	1,067	12.7
2.	Mike Lewis, 1966-68 [11]	84	1,051	12.5
3.	Bernie Janicki, 1952-54 [17]	83	923	11.1
4.	Art Heyman, 1961-63 [18]	79	865	10.9
5.	Bob Fleischer, 1973-75	78	817	10.5
6.	Carroll Youngkin, 1959-61	81	829	10.23
7.	Mike Gminski, 1977-80	122	1,242	10.18
8.	Doug Kistler, 1959-61	81	756	9.3
9.	Ronnie Mayer, 1953-56	105	954	9.09
10.	Shelden Williams, 2003-06	139	1,262	9.08
11.	Jeff Mullins, 1962-64	86	776	9.0
12.	Elton Brand, 1998-99	60	536	8.9
13.	Jay Buckley, 1962-64	85	714	8.4
14.	Alan Shaw, 1971-73	82	680	8.3
15.	Junior Morgan, 1954-56	79	643	8.14
16.	Jack Marin, 1964-66	86	695	8.08
17.	James Newcome, 1956-58	75	600	8.0
18.	Gene Banks, 1978-81	124	985	7.9
19.	Christian Laettner, 1989-92	148	1,149	7.8
20.	Mason Plumlee, 2010-13	141	1,085	7.7

minimum 50 games played

OFFENSIVE REBOUNDS

Rk	Name, Years	G	OReb	Avg
1.	Shelden Williams, 2003-06	139	447	3.2
2.	Christian Laettner, 1989-92	148	374	2.5
3.	Amile Jefferson, 2013-16	150	361	2.4
4.	Kyle Singler, 2008-2011	148	360	2.4
5.	Shane Battier, 1998-01	146	338	2.3
6.	Mason Plumlee, 2010-13	141	328	2.3
7.	Brian Zoubek, 2007-10	133	276	2.1
8.	Antonio Lang, 1991-94	135	273	2.0
9.	Robert Brickey, 1987-90	134	268	2.0
10.	Cherokee Parks, 1992-95	131	263	2.0

minimum 50 games played

ASSISTS

Rk	Name, Years	G	Ast	Avg
1.	◆ Bobby Hurley, 1990-93 [1]	140	1,076	7.7
2.	Chris Duhon, 2001-04 [6]	144	819	5.7
3.	Tommy Amaker, 1984-87 [13]	138	708	5.1
4.	Jason Williams, 2000-02 [20]	108	644	6.0
5.	Quin Snyder, 1986-89	136	575	4.2
6.	Johnny Dawkins, 1983-86	133	555	4.2
7.	Quinn Cook, 2012-15	143	509	3.6
8.	Danny Ferry, 1986-89	143	506	3.5
9.	Steve Wojciechowski, 1995-98	128	505	3.9
10.	Greg Paulus, 2006-09	139	468	3.4

Active, Career: Jordan Goldwire - 24
 Coach K Era, Career: Bobby Hurley - 1,076
 ACC Play, Career: Bobby Hurley - 456
 Postseason, Career: Bobby Hurley - 203
 ACC Tournament, Career: Jason Williams - 60
 NCAA Tournament, Career: Bobby Hurley - 145
 Cameron Indoor Stadium, Career: Bobby Hurley - 481

ASSISTS PER GAME

Rk	Name, Years	G	Ast	Avg
1.	Bobby Hurley, 1990-93 [3]	140	1,076	7.7
2.	Jason Williams, 2000-02 [17]	108	644	6.0
3.	Chris Duhon, 2001-04 [21]	144	819	5.7
4.	Tommy Amaker, 1984-87	138	708	5.1
5.	Dick DeVenzio, 1969-71	81	388	4.8
6.	Quin Snyder, 1986-89	136	575	4.23
7.	Johnny Dawkins, 1983-86	133	555	4.17
8.	Bob Bender, 1978-80	83	332	4.05
9.	Steve Wojciechowski, 1995-98	128	505	3.9
10.	William Avery, 1998-99	74	283	3.8

minimum 50 games played

BLOCKED SHOTS

Rk	Name, Years	G	Blk	Avg
1.	Shelden Williams, 2003-06 [5]	139	422	3.0
2.	Mike Gminski, 1977-80 [6]	122	345	2.8
3.	Shane Battier, 1998-2001 [t-14]	146	254	1.7
4.	Cherokee Parks, 1992-95 [t-22]	131	230	1.8
5.	Mason Plumlee, 2010-13	141	199	1.4
6.	Christian Laettner, 1989-92	148	145	1.0
7.	Amile Jefferson, 2013-17	150	138	0.9
8.	Grant Hill, 1991-94	129	133	1.0
9.	Shavlik Randolph, 2003-05	92	129	1.4
10.	Josh McRoberts, 2005-07	69	128	1.9

Active, Career: Marques Bolden - 35
 Coach K Era, Career: Shelden Williams - 422
 ACC Play, Career: Shelden Williams - 199
 Postseason, Career: Shane Battier - 56
 ACC Tournament, Career: Shelden Williams - 33
 NCAA Tournament, Career: Shane Battier - 42
 Cameron Indoor Stadium, Career: Shelden Williams - 215

BLOCKED SHOTS PER GAME

Rk	Name, Years	G	Blk	Avg
1.	Shelden Williams, 2003-06 [6]	139	422	3.04
2.	Mike Gminski, 1977-80 [8]	122	345	2.83
3.	Elton Brand, 1988-99	60	113	1.88
4.	Josh McRoberts, 2005-07	69	128	1.86
5.	Cherokee Parks, 1992-95	131	230	1.76
6.	Shane Battier, 1998-2001	146	254	1.74
7.	Mason Plumlee, 2010-13	141	199	1.41
8.	Shavlik Randolph, 2003-05	92	129	1.40
9.	Grant Hill, 1991-94	129	133	1.03
10.	Christian Laettner, 1989-92	148	145	0.98

minimum 50 games played

STEALS

Rk	Name, Years	G	St	Avg
1.	Chris Duhon, 2001-04 [4]	144	301	2.1
2.	Shane Battier, 1998-2001 [7]	146	266	1.8
3.	Tommy Amaker, 1984-87 [8]	138	259	1.9
4.	Jim Spanarkel, 1976-79 [9]	114	253	2.2
5.	Christian Laettner, 1989-92 [12]	148	243	1.6
6.	Jason Williams, 2000-02 [16]	108	235	2.2
7.	Grant Hill, 1991-94 [25]	129	218	1.7
8.	Jon Scheyer, 2007-10	144	208	1.4
9.	Steve Wojciechowski, 1995-98	128	203	1.6
10.	Bobby Hurley, 1990-93	140	202	1.4

Active, Career: Javin DeLaurier - 25
 Coach K Era, Career: Chris Duhon - 301
 ACC Play, Career: Shane Battier - 117
 Postseason, Career: Christian Laettner - 63
 ACC Tournament, Career: Christian Laettner - 31
 NCAA Tournament, Career: Grant Hill - 39
 Cameron Indoor Stadium, Career: Chris Duhon - 136

STEALS PER GAME

Rk	Name, Years	G	St	Avg
1.	Jim Spanarkel, 1976-79 [14]	114	253	2.22
2.	Jason Williams, 2000-02 [15]	108	235	2.18
3.	Chris Duhon, 2001-04 [17]	144	301	2.09
4.	Tommy Amaker, 1984-87	138	259	1.88
5.	Shane Battier, 1998-2001	146	266	1.82
6.	Grant Hill, 1991-94	129	218	1.69
7.	Christian Laettner, 1989-92	148	243	1.64
8.	Mike Dunleavy, 2000-02	104	166	1.60
9.	Steve Wojciechowski, 1995-98	128	203	1.59
10.	Sean Dockery, 2003-06	133	194	1.46

minimum 50 games played

ASSIST-TO-TURNOVER RATIO

Rk	Name, Years	A	TO	A:TO
1.	Quinn Cook, 2012-15 [10]	509	202	2.52
2.	Steve Wojciechowski, 1995-98 [t-11]	505	202	2.50
3.	Chris Duhon, 2001-04 [16]	819	355	2.31
4.	Tommy Amaker, 1984-87	708	336	2.11
5.	Jon Scheyer, 2007-10	440	211	2.09
6.	Bobby Hurley, 1990-93	1,076	534	2.02
7.	Bob Bender, 1978-80	332	169	1.96
8.	Quin Snyder, 1986-89	575	316	1.82
9.	Grayson Allen, 2015-18	432	240	1.80
10.	William Avery, 1998-99	283	162	1.75

minimum 50 games played and 3.0 assist per game

TURNOVERS

Rk	Name, Years	TO
1.	Bobby Hurley, 1990-93	534
2.	Jason Williams, 2000-02	424
3.	Johnny Dawkins, 1983-86	414
4.	Gene Banks, 1978-81	399
5.	Christian Laettner, 1989-92	398
6.	Danny Ferry, 1986-89	396
7.	Chris Duhon, 2001-04	355
8.	Tommy Amaker, 1984-87	336
9.	Jeff Capel, 1994-97	328
10.	David Henderson, 1983-86	327

CHARGES TAKEN

Rk	Name, Years	No
1.	Shane Battier, 1998-2001	111
2.	Billy King, 1985-88	63
3.	Bobby Hurley, 1990-93	56
4.	Kyle Singler, 2008-11	54
5.	Danny Ferry, 1986-89	53
6.	Ryan Kelly, 2010-13	46

◆ - NCAA Record; ▲ - ACC Record
 [#] - ACC All-Time Career Ranking

Career Records

PERSONAL FOULS

Rk	Name, Years	PF
1.	Shelden Williams, 2003-06	432
2.	Christian Laettner, 1989-92	425
3.	Lance Thomas, 2007-10	397
4.	Danny Ferry, 1986-89	394
5.	Mark Alarie, 1983-86	387
	Kyle Singler, 2008-11	387
7.	Kenny Dennard, 1978-81	383
8.	Jay Bilas, 1983-86	379
9.	Daniel Ewing, 2002-05	365
10.	Tyler Thornton, 2011-14	349

TIMES DISQUALIFIED (FOULS)

Rk	Name, Years	DO
1.	Willie Hodge, 1973-76	25
	Kenny Dennard, 1978-81	25
3.	Dick Groat, 1950-52	24
4.	Ronnie Mayer, 1953-56	22
5.	Junior Morgan, 1954-56	20
6.	Kevin Billerman, 1973-75	19
	Dan Meager, 1983-85	19
8.	Mark Alarie, 1983-86	17
	Tyler Thornton, 2011-14	17
10.	Shelden Williams, 2003-06	16

GAMES PLAYED

Rk	Name, Years	GP
1.	Amile Jefferson, 2013-17	150
2.	Christian Laettner, 1989-92	148
	Kyle Singler, 2008-11	148
4.	Greg Koubek, 1988-91	147
5.	Shane Battier, 1998-2001	146
6.	Chris Duhon, 2001-04	144
	Jon Scheyer, 2007-10	144
8.	Danny Ferry, 1986-89	143
	Nolan Smith, 2008-11	143
	Quinn Cook, 2012-15	143
	Matt Jones, 2014-17	143

CONSECUTIVE GAMES PLAYED

Rk	Name, Years	GP
1.	Kyle Singler, 2008-11	148
2.	Chris Duhon, 2001-04	144
	Jon Scheyer, 2007-10	144
4.	J.J. Redick, 2003-06	139
	Shelden Williams, 2003-06	139
6.	Tommy Amaker, 1984-87	138
	Daniel Ewing, 2002-05	138
8.	Mason Plumlee, 2010-13	135
9.	Mark Alarie, 1983-86	133
	Johnny Dawkins, 1983-86	133
	Thomas Hill, 1990-93	133

GAMES STARTED

Rk	Name, Years	GS
1.	Kyle Singler, 2008-11	147
2.	Bobby Hurley, 1990-93	139
3.	Tommy Amaker, 1984-87	138
4.	J.J. Redick, 2003-06	134
5.	Mark Alarie, 1983-86	133
	Johnny Dawkins, 1983-86	133
7.	Trajan Langdon, 1995-99	129
8.	Christian Laettner, 1989-92	128
	Shelden Williams, 2003-06	128
10.	Danny Ferry, 1986-89	124

CONSECUTIVE GAMES STARTED

Rk	Name, Years	No
1.	Tommy Amaker, 1984-87	138
2.	Mark Alarie, 1983-86	133
	Johnny Dawkins, 1983-86	133

MINUTES PLAYED

Rk	Name, Years	Min
1.	▲ Kyle Singler, 2008-11 [1]	4,887
2.	Chris Duhon, 2001-04 [2]	4,813
3.	Bobby Hurley, 1990-93 [3]	4,802
4.	Jon Scheyer, 2007-10 [4]	4,759
5.	Johnny Dawkins, 1983-86 [5]	4,749
6.	J.J. Redick, 2003-06 [6]	4,732
7.	Tommy Amaker, 1984-87 [8]	4,666
8.	Shane Battier, 1998-2001 [24]	4,337
9.	Danny Ferry, 1986-89	4,307
10.	Gene Banks, 1978-81	4,285

MOST OVERALL VICTORIES

Rk	Name, Years	W
1.	▲ Shane Battier, 1998-01 [1]	131
2.	Kyle Singler, 2008-11 [2]	125
3.	Amile Jefferson, 2013-17 [3]	124
3.	Chris Duhon, 2001-04 [t-4]	123
4.	Christian Laettner, 1989-92 [6]	122
5.	Nolan Smith, 2008-11 [t-7]	121
6.	Mason Plumlee, 2010-13 [10]	118
7.	Danny Ferry, 1986-89 [t-11]	117
	Nate James, 1997-01 [t-11]	117
	Andre Dawkins, 2010-12, 2014 [t-11]	117
	Quinn Cook, 2012-15 [t-11]	117

Victories count if player saw action in game

MOST ACC VICTORIES

Rk	Name, Years	W
1.	▲ Shane Battier, 1998-01 [1]	70
2.	Chris Carrawell, 1997-00 [2]	66
3.	Chris Duhon, 2001-04 [3]	62
4.	Nate James, 1997-01 [t-4]	61
	Andre Dawkins, 2010-12, 2014 [t-4]	61
6.	J.J. Redick, 2003-06 [t-6]	60
	Shelden Williams, 2003-06 [t-6]	60
	Kyle Singler, 2008-11 [t-6]	60
	Mason Plumlee, 2010-13 [t-6]	60
10.	Nick Horvath, 2000-04 [t-8]	59
	Daniel Ewing, 2002-05 [t-8]	59
	Amile Jefferson, 2013-17 [t-8]	59

Victories count if player saw action in game; includes ACC Tournament games

HIGHEST WINNING PCT. (MINIMUM 100 GAMES PLAYED)

Rk	Name, Years	GP	W	L	Pct
1.	Shane Battier, 1998-01	146	131	15	.897
2.	Casey Sanders, 2000-03	124	111	13	.895
3.	Mike Dunleavy, 2000-02	104	92	12	.885
4.	Ryan Kelly, 2010-13	126	111	15	.881
5.	Jason Williams, 2000-02	108	95	13	.880
6.	Carlos Boozer, 2000-02	101	88	13	.871
7.	Nate James, 1997-01	135	117	18	.867
8.	Nick Horvath, 2000-04	133	115	18	.865
9.	Chris Duhon, 2001-04	144	123	21	.854
10.	Chris Carrawell, 1997-00	136	116	20	.853

HIGHEST WINNING PCT. (MINIMUM 50 GAMES PLAYED)

Rk	Name, Years	GP	W	L	Pct
1.	J.D. Simpson, 1998-01	80	78	2	.975
2.	Andre Buckner, 2000-03	84	80	4	.952
3.	Chris Burgess, 1998-99	75	69	6	.920
4.	William Avery, 1998-99	74	68	6	.919
5.	Elton Brand, 1998-99	60	55	5	.917
6.	Shane Battier, 1998-01	146	131	15	.897
7.	Clay Buckley, 1988-91	86	77	9	.8953
8.	Casey Sanders, 2000-03	124	111	13	.8952
9.	Mike Dunleavy, 2000-02	104	92	12	.885
	Patrick Johnson, 2003-06	52	46	6	.885

HIGHEST WINNING PCT. (MINIMUM 100 GAMES STARTED)

Rk	Name, Years	GS	W	L	Pct
1.	Shane Battier, 1998-01	120	108	12	.900
2.	Jason Williams, 2000-02	108	95	13	.880
3.	Chris Duhon, 2001-04	113	96	17	.850
4.	Shelden Williams, 2003-06	128	108	20	.8437
5.	Kyle Singler, 2008-11	147	124	23	.8435
6.	Mason Plumlee, 2010-13	100	84	16	.840
7.	J.J. Redick, 2003-06	134	111	23	.828
8.	Grant Hill, 1991-94	115	95	20	.826
9.	Amile Jefferson, 2013-17	103	85	18	.825
10.	Christian Laettner, 1989-92	128	105	23	.8203

HIGHEST WINNING PCT. (MINIMUM 50 GAMES STARTED)

Rk	Name, Years	GS	W	L	Pct
1.	Elton Brand, 1998-99	55	50	5	.909
2.	Shane Battier, 1998-01	120	108	12	.900
3.	Mike Dunleavy, 2000-02	76	68	8	.895
4.	Carlos Boozer, 2000-02	93	82	11	.882
5.	Jason Williams, 2000-02	108	95	13	.880
6.	Sean Dockery, 2003-06	56	49	7	.875
7.	Chris Carrawell, 1997-00	95	83	12	.874
8.	Ryan Kelly, 2010-13	69	60	9	.870
9.	Nolan Smith, 2008-11	97	84	13	.866
10.	Nate James, 1997-01	63	54	9	.857

TRIPLE-DOUBLES

Rk	Name, Years	No
1.	Art Heyman (Sr.), 1963	1
	vs. Virginia, 2/28/1963 (21 points, 18 rebounds, 10 assists)	
	Gene Banks (Fr.), 1978	1
	vs. Lehigh, 1/9/1978 (13 points, 12 rebounds, 11 assists)	
	Shelden Williams (Sr.), 2006	1
	vs. Maryland, 1/11/2006 (19 points, 11 rebounds, 10 blocked shots)	

DOUBLE-DOUBLES

Rk	Name, Years	No
1.	Mike Gminski, 1977-80 [6]	63
2.	Shelden Williams, 2003-06 [9]	59
3.	Randy Denton, 1969-71 [10]	58
4.	Mike Lewis, 1966-68 [14]	52
5.	Art Heyman, 1961-63	46
6.	Christian Laettner, 1989-92	42
7.	Bob Fleischer, 1973-75	40
8.	Carroll Youngkin, 1959-61	38
9.	Gene Banks, 1978-81	37
10.	Mason Plumlee, 2010-13	36

CONSECUTIVE DOUBLE-DOUBLES

Rk	Name, Years	No
1.	Mike Lewis, 3/13/1967-2/20/1968 [2]	21
2.	Bob Fleischer, 2/13/1974-12/28/1974	13
3.	Art Heyman, 3/3/1961-12/16/1961	9
4.	Randy Denton, 1/11/1969-2/12/1969	8
5.	Marvin Bagley III, 11/23/2017-12/9/2017	7
6.	Mike Gminski, 3/1/1978-3/19/1978	6
	Mike Gminski, 1/23/1980-2/10/1980	6
	Shelden Williams, 2/19/2006-3/10/2006	6
	Jabari Parker, 2/18/2014-3/8/2014	6
10.	7x, last by Shelden Williams, 1/22/2005-2/5/2005	5

CONSECUTIVE FIELD GOALS MADE

Rk	Name, Years	No
1.	▲ Alaa Abdelnaby (Sr.), 1988-89	20
2.	Ryan Kelly (So.), 2010-11	18

CONSECUTIVE FREE THROWS MADE

Rk	Name, Years	No
1.	J.J. Redick (So.), 2003-04	54
2.	J.J. Redick (Fr.), 2002-03	43
3.	Jon Scheyer (Fr.), 2007-10	40
4.	Christian Laettner (Sr.), 1991-92	35
5.	Grayson Allen (So.), 2015-16	31
6.	Trajan Langdon (Sr.), 1997-98	29
7.	Shane Battier (Sr.), 2000-01	27

DOUBLE-FIGURE SCORING GAMES

Rk	Name, Years	No
1.	Johnny Dawkins, 1983-86	129
	Kyle Singler, 2008-11	129
3.	J.J. Redick, 2003-06	122
4.	Mark Alarie, 1983-86	118
	Christian Laettner, 1989-92	118
6.	Jon Scheyer, 2007-10	114
7.	Mike Gminski, 1977-80	111
	Grant Hill, 1991-94	111
9.	Trajan Langdon, 1995-99	108
10.	Gene Banks, 1978-81	107

◆ - NCAA Record; ▲ - ACC Record
[#] - ACC All-Time Career Ranking

Career Records

CONSECUTIVE DOUBLE-FIGURE SCORING GAMES

Rk	Name, Years	No
1.	Jeff Mullins, 12/1/1961-3/21/1964	86
2.	Dick Groat, 1/7/1950-3/8/1952	74
3.	Danny Ferry, 12/3/1989-4/1/1989	68
4.	Johnny Dawkins, 2/26/1983-1/14/1985	51
5.	Christian Laettner, 2/16/1991-3/28/1992	46
6.	Art Heyman, 12/3/60-1/30/1962	40
7.	Mike Gminski, 1/9/1978-2/3/1979	39
8.	Art Heyman, 2/10/1962-3/23/1963	38
	J.J. Redick, 3/20/2005-3/23/2006	38
10.	Mark Alarie, 12/18/1985-3/31/1986	32

MOST 20-20 GAMES (POINTS-REBOUNDS)

Rk	Name, Years	No
1.	Randy Denton, 1969-71	6
2.	Mike Lewis, 1966-68	4
3.	Art Heyman, 1961-63	3
4.	Carroll Youngkin, 1959-61	1
	Elton Brand, 1998-99	1
	Jahlil Okafor, 2015	1
	Marvin Bagley III, 2018	1

MOST 20-POINT GAMES

Rk	Name, Years	No
1.	J.J. Redick, 2003-06 [2]	70
2.	Mike Gminski, 1977-80 [5]	64
3.	Art Heyman, 1961-63 [6]	63
4.	Johnny Dawkins, 1983-86 [7]	60
5.	Jeff Mullins, 1962-64 [8]	56
6.	Dick Groat, 1950-52	54
7.	Bob Verga, 1965-67 [11]	50
8.	Jim Spanarkel, 1976-79	49
	Christian Laettner, 1989-92	49
10.	Jason Williams, 2000-02	47

CONSECUTIVE 20-POINT GAMES

Rk	Name, Years	No
1.	Dick Groat, 1/29/1951-12/3/1951	18
2.	Art Heyman, 2/16/1961-1/3/1962* [t-6]	17
3.	J.J. Redick, 12/31/2005-2/22/2006 [t-9]	16
	Bob Verga, 1/14/1967-3/13/1967 [t-9]	16

* DNP on 2/25/1961

MOST 30-POINT GAMES

Rk	Name, Years	No
1.	J.J. Redick, 2003-06 [t-7]	20
2.	Art Heyman, 1961-63 [9]	19
3.	Dick Groat, 1950-52	18
4.	Bob Verga, 1965-67	12
5.	Randy Denton, 1969-71	11
6.	Ronnie Mayer, 1954-56	10
	Mike Lewis, 1966-68	10
	Jason Williams, 2000-02	10
9.	Jeff Mullins, 1962-64	9
10.	Tate Armstrong, 1974-77	8

CONSECUTIVE 30-POINT GAMES

Rk	Name, Years	No
1.	J.J. Redick, 2/4/2006-2/19/2006 [t-5]	5
2.	Dick Groat, 3/2/1951-12/1/1951	3
	Bob Verga, 2/28/1967-3/9/1967	3

MOST 40-POINT GAMES

Rk	Name, Years	No
1.	Dick Groat, 1950-52	3
	J.J. Redick, 2003-06 [t-7]	3
3.	Tate Armstrong, 1974-77 [t-10]	2
4.	Art Heyman, 1961-63 [t-21]	1
	Jeff Mullins, 1962-64 [t-21]	1
	Bob Verga, 1965-67 [t-21]	1
	Danny Ferry, 1986-89 [t-21]	1

MOST 15-REBOUND GAMES

Rk	Name, Years	No
1.	Mike Lewis, 1966-68	30
2.	Randy Denton, 1969-71	27
3.	Mike Gminski, 1977-80	17
4.	Bob Fleischer, 1973-75	15
5.	Shelden Williams, 2003-06	14
6.	Art Heyman, 1961-63	13
7.	Carroll Youngkin, 1959-61	12
8.	Jay Buckley, 1962-64	10
	Alan Shaw, 1971-73	10
10.	Jack Marin, 1964-66	9

MOST 20-REBOUND GAMES

Rk	Name, Years	No
1.	Mike Lewis, 1966-68 [t-6]	8
	Randy Denton, 1969-71 [t-6]	8
3.	Art Heyman, 1961-63	3
4.	Carroll Youngkin, 1959-61	1
	Jack Marin, 1964-66	1
	Cherokee Parks, 1992-95	1
	Elton Brand, 1998-99	1
	Miles Plumlee, 2009-12	1
	Jahlil Okafor, 2015	1
	Marvin Bagley III, 2018	1

MOST 10-ASSIST GAMES

Rk	Name, Years	No
1.	Bobby Hurlley, 1990-93 [2]	33
2.	Jason Williams, 2000-02 [t-10]	14
3.	Chris Duhon, 2001-04	12
4.	Tommy Amaker, 1984-87	7
	Quin Snyder, 1986-89	7
6.	Dick DeVenzio, 1969-71	5
7.	Quinn Cook, 2012-15	4
	Trevon Duval, 2018	4
9.	Bob Bender, 1978-80	2
	Steve Wojciechowski, 1995-98	2
	William Avery, 1998-99	2
	Nolan Smith, 2008-11	2
	Tyus Jones, 2015	2

MOST 5-BLOCKED SHOTS GAMES

Rk	Name, Years	No
1.	Shelden Williams, 2003-06	32
2.	Mike Gminski, 1977-80	20
3.	Cherokee Parks, 1992-95	8
4.	Shane Battier, 1999-02	6
5.	Josh McRoberts, 2005-07	5
	Amile Jefferson, 2013-17	5
7.	Antonio Lang, 1991-94	4
	Mason Plumlee, 2010-13	4
9.	Elton Brand, 1998-99	3
	Casey Sanders, 2000-03	3

DUNKS

Rk	Name, Year	No
1.	Mason Plumlee, 2010-13	217
2.	Robert Brickley, 1987-90	147
3.	Shelden Williams, 2003-06	146
4.	Grant Hill, 1991-94	135
5.	Carlos Boozer, 2000-02	116
6.	Gerald Henderson, 2007-09	108
7.	Cherokee Parks, 1992-95	105
8.	Marvin Bagley III, 2018	98
9.	Josh McRoberts, 2005-07	96
10.	Chris Carrawell, 1997-2000	92

◆ - NCAA Record; ▲ - ACC Record
 [#] - ACC All-Time Career Ranking

Season Records

POINTS

Rk	Name, Year	G	Pts	Avg
1.	J.J. Redick (Sr.), 2006 [2]	36	964	26.8
2.	Jason Williams (So.), 2001 [9]	39	841	21.6
3.	Dick Groat (Sr.), 1951	33	831	25.2
4.	Johnny Dawkins (Sr.), 1986	40	809	20.2
5.	Danny Ferry (Sr.), 1989	35	791	22.6
6.	Dick Groat (Sr.), 1952	30	780	26.0
7.	Grayson Allen (So.), 2016	36	779	21.6
8.	Shane Battier (Sr.), 2001	39	778	19.9
9.	Christian Laettner (Sr.), 1991	39	771	19.8
10.	Nolan Smith (Sr.), 2011	37	764	20.6
11.	Christian Laettner (Sr.), 1992	35	751	21.5
12.	Jeff Mullins (Sr.), 1964	31	750	24.2
13.	Art Heyman (Sr.), 1963	30	747	24.9
14.	Jason Williams (Sr.), 2002	35	746	21.3
15.	Jon Scheyer (Sr.), 2010	40	728	18.2
16.	Luke Kennard (So.), 2017	37	722	19.5
17.	J.J. Redick (Sr.), 2005	33	721	21.8
18.	Jim Spanarkel (Sr.), 1978	34	708	20.8
19.	Kyle Singler (Sr.), 2010	40	707	17.7
20.	Bob Verga (Sr.), 1967	27	705	26.1

Active, Season: Alex O'Connell, 2018 - 120
 Coach K Era, Season: J.J. Redick, 2006 - 964
 ACC Play, Season: J.J. Redick, 2006 - 470
 Postseason, Season: Johnny Dawkins, 1986 - 213
 ACC Tournament, Season: Art Heyman, 1961 - 80
 NCAA Tournament, Season: Jason Williams, 2001 - 154
 Freshman, Season: Marvin Bagley III, 2018 - 694
 Sophomore, Season: Jason Williams, 2001 - 841
 Junior, Season: Dick Groat, 1951 - 831
 Senior, Season: J.J. Redick, 2006 - 964
 Cameron Indoor Stadium, Season: J.J. Redick, 2006 - 390

SCORING AVERAGE

Rk	Name, Year	G	Pts	Avg
1.	J.J. Redick (Sr.), 2006	36	964	26.8
2.	Bob Verga (Sr.), 1967	27	705	26.1
3.	Dick Groat (Sr.), 1952	30	780	26.0
4.	Art Heyman (Sr.), 1962	24	608	25.3
5.	Dick Groat (Sr.), 1951	33	831	25.18
6.	Art Heyman (So.), 1961	25	629	25.16
7.	Art Heyman (Sr.), 1963	30	747	24.9
8.	Tate Armstrong (Sr.), 1976	27	654	24.22
9.	Jeff Mullins (Sr.), 1964	31	750	24.19
10.	Danny Ferry (Sr.), 1989	35	791	22.6
11.	Ronnie Mayer (Sr.), 1956	25	553	22.1
12.	J.J. Redick (Sr.), 2005	33	721	21.8
13.	Mike Lewis (Sr.), 1968	28	608	21.71
14.	Ronnie Mayer (Sr.), 1955	28	607	21.68
15.	Grayson Allen (So.), 2016	36	779	21.64
16.	Jason Williams (So.), 2001	39	841	21.56
17.	Randy Denton (Sr.), 1970	26	560	21.54
18.	Christian Laettner (Sr.), 1992	35	751	21.46
19.	Bob Verga (So.), 1965	25	534	21.4
20.	Mike Gminski (Sr.), 1980	33	704	21.33

minimum 20 games played

FIELD GOALS MADE

Rk	Name, Year	FG
1.	Johnny Dawkins (Sr.), 1986 [5]	331
2.	J.J. Redick (Sr.), 2006	302
3.	Jeff Mullins (Sr.), 1964	300
	Danny Ferry (Sr.), 1989	300
5.	Dick Groat (Sr.), 1952	288
6.	Dick Groat (Sr.), 1951	285
	Jason Williams (So.), 2001	285
8.	Bob Verga (Sr.), 1967	283
9.	Jahlil Okafor (Fr.), 2015	279
10.	Christian Laettner (Sr.), 1991	271

FIELD GOAL ATTEMPTS

Rk	Name, Year	FGA
1.	Dick Groat (Sr.), 1951	713
2.	Dick Groat (Sr.), 1952	700
3.	J.J. Redick (Sr.), 2006	643
4.	Bob Verga (Sr.), 1967	614
5.	Jeff Mullins (Sr.), 1964	613
6.	Johnny Dawkins (Sr.), 1986	603
	Jason Williams (So.), 2001	603
8.	Art Heyman (Sr.), 1963	586
9.	Danny Ferry (Sr.), 1989	575
10.	Nolan Smith (Sr.), 2011	568

FIELD GOAL PCT.

Rk	Name, Year	FG	FGA	Pct
1.	Christian Laettner (Fr.), 1989	115	159	.723
2.	Marshall Plumlee (Gr.), 2016	106	154	.688
3.	Carlos Boozer (Sr.), 2002 [4]	230	346	.665
4.	Jahlil Okafor (Fr.), 2015 [5]	279	420	.664
5.	Cherokee Parks (So.), 1993 [8]	161	247	.652
6.	Alaa Abdelnaby (Sr.), 1989	123	194	.634
7.	Erik Meek (Sr.), 1995	118	190	.621
8.	Elton Brand (So.), 1999	255	411	.6204
9.	Bob Fleischer (Sr.), 1975	178	287	.6202
10.	Alaa Abdelnaby (Sr.), 1990	217	350	.6200

minimum 100 field goals made

3-POINT FIELD GOALS MADE

Rk	Name, Year	3FG
1.	▲J.J. Redick (Sr.), 2006 [1]	139
2.	Jason Williams (So.), 2001 [3]	132
3.	Shane Battier (Sr.), 2001 [5]	124
4.	J.J. Redick (Sr.), 2005 [6]	121
5.	Trajan Langdon (Sr.), 1999 [t-8]	112
6.	Jon Scheyer (Sr.), 2010 [t-10]	110
7.	Jason Williams (Sr.), 2002	108
8.	J.J. Redick (So.), 2004	102
	Quinn Cook (Sr.), 2015	102
	Grayson Allen (Sr.), 2018	102

3-POINT FIELD GOAL ATTEMPTS

Rk	Name, Year	3FGA
1.	J.J. Redick (Sr.), 2006	330
2.	Jason Williams (So.), 2001	309
3.	J.J. Redick (Sr.), 2005	300
4.	Shane Battier (Sr.), 2001	296
5.	Jon Scheyer (Sr.), 2010	287
6.	Jason Williams (Sr.), 2002	282
7.	Grayson Allen (Sr.), 2018	276
8.	J.J. Redick (So.), 2004	258
	Quinn Cook (Sr.), 2015	258
10.	Trajan Langdon (Sr.), 1999	254

3-POINT FIELD GOAL PCT.

Rk	Name, Year	3FG	3FGA	Pct
1.	▲Christian Laettner (Sr.), 1992 [1]	54	97	.557
2.	Chip Engelland (Sr.), 1983	41	74	.554
3.	Jeff Capel (So.), 1995	63	137	.460
4.	Greg Paulus (So.), 2007	68	151	.450
5.	Quin Snyder (Sr.), 1988	41	92	.446
6.	Shane Battier (Sr.), 2000	79	178	.444
7.	Chris Collins (Sr.), 1996	79	179	.4413
8.	Trajan Langdon (So.), 1997	86	195	.4410
9.	Trajan Langdon (Sr.), 1999	112	254	.4409
10.	Luke Kennard (So.), 2017	88	201	.438

minimum 35 three-point field goals made

FREE THROWS MADE

Rk	Name, Year	FT
1.	Dick Groat (Sr.), 1951	261
2.	Christian Laettner (So.), 1990	225
3.	J.J. Redick (Sr.), 2006	221
4.	Jim Spanarkel (Sr.), 1978	220
5.	Art Heyman (Sr.), 1963	217
6.	Christian Laettner (Sr.), 1991	211
	Grayson Allen (So.), 2016	211
8.	Dick Groat (Sr.), 1952	204
9.	Shelden Williams (Sr.), 2006	201
10.	J.J. Redick (Sr.), 2005	196

FREE THROW ATTEMPTS

Rk	Name, Year	FTA
1.	Dick Groat (Sr.), 1951	331
2.	Art Heyman (Sr.), 1963	314
3.	Dick Groat (Sr.), 1952	281
4.	Art Heyman (Sr.), 1962	276
5.	Shelden Williams (Sr.), 2006	270
6.	Christian Laettner (So.), 1990	269
7.	Art Heyman (So.), 1961	263
	Christian Laettner (Sr.), 1991	263
9.	Elton Brand (So.), 1999	256
	J.J. Redick (Sr.), 2006	256

FREE THROW PCT.

Rk	Name, Year	FT	FTA	Pct
1.	▲J.J. Redick (So.), 2004 [1]	143	150	.953
2.	J.J. Redick (Sr.), 2005 [2]	196	209	.938
3.	J.J. Redick (Fr.), 2003 [3]	102	111	.919
4.	Trajan Langdon (So.), 1997	113	126	.897
5.	Jon Scheyer (So.), 2008	120	135	.889
	Tyus Jones (Fr.), 2015	144	162	.889
7.	Trajan Langdon (Sr.), 1998	101	114	.886
8.	Jon Scheyer (Sr.), 2010	194	221	.878
9.	Seth Curry (Sr.), 2012	103	118	.873
10.	J.J. Redick (Sr.), 2006	221	256	.8633

minimum 100 free throws made

REBOUNDS

Rk	Name, Year	G	Reb	Avg
1.	Bernie Janicki (So.), 1952	30	476	15.9
2.	Mike Lewis (Sr.), 1968	28	402	14.4
3.	Randy Denton (Sr.), 1971	30	385	12.8
4.	Shelden Williams (Sr.), 2006	36	384	10.7
5.	Elton Brand (So.), 1999	39	382	9.8
6.	Shelden Williams (Sr.), 2005	33	369	11.2
7.	Jason Williams III (Fr.), 2018	33	366	11.1
8.	Christian Laettner (So.), 1990	38	364	9.6
9.	Mike Gminski (Sr.), 1980	33	359	10.9
	Mason Plumlee (Sr.), 2013	36	359	10.0
11.	Randy Denton (So.), 1969	28	358	12.8
12.	Ronnie Mayer (Sr.), 1955	28	348	12.4
13.	Christian Laettner (Sr.), 1991	39	340	8.7
14.	Wendell Carter, Jr. (Fr.), 2018	37	335	9.1
15.	Mike Lewis (So.), 1966	30	329	11.0
16.	Art Heyman (Sr.), 1963	30	324	10.8
	Randy Denton (Sr.), 1970	26	324	12.5
18.	Bob Fleischer (Sr.), 1974	26	323	12.4
19.	Jahlil Okafor (Fr.), 2015	38	322	8.5
20.	Mike Lewis (Sr.), 1967	26	320	12.3

Active, Season: Javin DeLaurier, 2018 - 131
 Coach K Era, Season: Shelden Williams, 2006 - 384
 ACC Play, Season: Mike Lewis, 1968 - 241
 Postseason, Season: Jay Buckley, 1963 - 93
 ACC Tournament, Season: Carroll Youngkin, 1961 - 48
 NCAA Tournament, Season: Shane Battier, 2001 - 61
 Freshman, Season: Marvin Bagley III, 2018 - 366
 Sophomore, Season: Bernie Janicki, 1952 - 476
 Junior, Season: Shelden Williams, 2005 - 369
 Senior, Season: Mike Lewis, 1968 - 402
 Cameron Indoor Stadium, Season: Shelden Williams, 2005 - 190

REBOUND AVERAGE

Rk	Name, Year	G	Reb	Avg
1.	Bernie Janicki (So.), 1952	30	476	15.9
2.	Mike Lewis (Sr.), 1968	28	402	14.4
3.	Randy Denton (Sr.), 1971	30	385	12.8
4.	Randy Denton (So.), 1969	28	358	12.79
5.	Randy Denton (Sr.), 1970	26	324	12.5
6.	Ronnie Mayer (Sr.), 1955	28	348	12.43
7.	Bob Fleischer (Sr.), 1974	26	323	12.42
8.	Mike Lewis (Sr.), 1967	26	320	12.3
9.	Alan Shaw (Sr.), 1972	26	308	11.8
10.	Jim Newcome (Sr.), 1957	24	273	11.4

OFFENSIVE REBOUNDS

Rk	Name, Years	G	OReb	Avg
1.	Brian Zoubek (Sr.), 2010	40	143	3.6
2.	Elton Brand (So.), 1999	39	139	3.6
3.	Jahlil Okafor (Fr.), 2015	38	134	3.5
4.	Marvin Bagley III (Fr.), 2018	33	132	4.0
5.	Christian Laettner (So.), 1990	38	129	3.4
6.	Shelden Williams (Sr.), 2005	33	127	3.8
7.	Carlos Boozer (Sr.), 2002	35	119	3.4
	Shelden Williams (So.), 2004	37	119	3.2
	Marshall Plumlee (Gr.), 2016	36	119	3.3
10.	Shelden Williams (Sr.), 2006	36	117	3.3

Season Records

ASSISTS

Rk	Name, Year	G	Ast	Avg
1.	Bobby Hurley (So.), 1991 [4]	39	289	7.4
2.	Bobby Hurley (Fr.), 1990 [5]	38	288	7.6
3.	Bobby Hurley (Sr.), 1993	32	262	8.2
4.	Tommy Amaker (Jr.), 1986	40	241	6.0
5.	Bobby Hurley (Jr.), 1992	31	237	7.6
	Jason Williams (So.), 2001	39	237	6.1
7.	Dick Groat (Sr.), 1952	30	229	7.6
8.	Chris Duhon (Sr.), 2004	37	225	6.1
9.	Quin Snyder (Sr.), 1989	36	223	6.2
10.	Jason Williams (Fr.), 2000	34	220	6.5
11.	Tyus Jones (Fr.), 2015	39	217	5.6
12.	Chris Duhon (Jr.), 2003	33	212	6.4
13.	Chris Duhon (So.), 2002	35	208	5.9
14.	Trevon Duval (Fr.), 2018	37	207	5.6
15.	Quin Snyder (Jr.), 1988	35	198	5.6
16.	William Avery (So.), 1999	39	196	5.0
17.	Jon Scheyer (Sr.), 2010	40	194	4.9
18.	Quinn Cook (So.), 2013	36	190	5.3
19.	Nolan Smith (Sr.), 2011	37	189	5.1
20.	Jason Williams (Jr.), 2002	35	187	5.3
	Greg Paulus (Fr.), 2006	36	187	5.2

Active, Season: Jordan Goldwire, 2018 - 24
 Coach K Era, Season: Bobby Hurley, 1991 - 289
 ACC Play, Season: Bobby Hurley, 1993 - 127
 Postseason, Season: Bobby Hurley, 1992 - 73
 ACC Tournament, Season: Jason Williams, 2000 - 27
 NCAA Tournament, Season: Bobby Hurley, 1992 - 47
 Freshman, Season: Bobby Hurley, 1990 - 288
 Sophomore, Season: Bobby Hurley, 1991 - 289
 Junior, Season: Tommy Amaker, 1986 - 241
 Senior, Season: Bobby Hurley, 1993 - 262
 Cameron Indoor Stadium, Season: Bobby Hurley, 1993 - 137

ASSISTS PER GAME

Rk	Name, Years	G	Ast	Avg
1.	Bobby Hurley (Sr.), 1993 [7]	32	262	8.2
2.	Bobby Hurley (Jr.), 1992	31	237	7.65
3.	Dick Groat (Sr.), 1952	30	229	7.63
4.	Bobby Hurley (Fr.), 1990	38	288	7.58
5.	Bobby Hurley (So.), 1991	39	289	7.4
6.	Jason Williams (Fr.), 2000	34	220	6.5
7.	Chris Duhon (Jr.), 2003	33	212	6.4
8.	Quin Snyder (Sr.), 1989	36	223	6.2
9.	Chris Duhon (Sr.), 2004	37	225	6.081
10.	Jason Williams (So.), 2001	39	237	6.076

BLOCKED SHOTS

Rk	Name, Year	G	Blk	Avg
1.	Shelden Williams (Sr.), 2006 [4]	36	137	3.8
2.	Shelden Williams (Jr.), 2005 [6]	33	122	3.7
3.	Shelden Williams (So.), 2004	37	111	3.0
4.	Mike Gminski (Sr.), 1980	33	97	2.9
5.	Mike Gminski (So.), 1978	32	92	2.9
6.	Mike Gminski (Fr.), 1977	27	90	3.3
7.	Shane Battier (Sr.), 2001	39	88	2.3
8.	Elton Brand (So.), 1999	39	86	2.2
9.	Josh McRoberts (So.), 2007	33	82	2.5
10.	Cherokee Parks (Jr.), 1994	34	76	2.2
	Wendell Carter, Jr. (Fr.), 2018	37	76	2.1
12.	Shane Battier (Jr.), 2000	34	70	2.1
13.	Mike Gminski (Jr.), 1979	30	66	2.2
14.	Amile Jefferson (Gr.), 2017	35	65	1.9
15.	Cherokee Parks (So.), 1993	32	64	2.0
16.	Mason Plumlee (So.), 2011	37	62	1.7
17.	Shavlik Randolph (So.), 2004	37	61	1.6
18.	Marshall Plumlee (Gr.), 2016	36	59	1.6
19.	Cherokee Parks (Sr.), 1995	31	55	1.8
	Mason Plumlee (Jr.), 2012	34	55	1.6

Active, Season: Marques Bolden, 2018 - 28
 Coach K Era, Season: Shelden Williams, 2006 - 137
 ACC Play, Season: Shelden Williams, 2006 - 68
 Postseason, Season: Cherokee Parks, 1994 - 28
 ACC Tournament, Season: Shelden Williams, 2005 - 11
 NCAA Tournament, Season: Cherokee Parks, 1994 - 18
 Freshman, Season: Mike Gminski, 1977 - 90
 Sophomore, Season: Shelden Williams, 2004 - 111
 Junior, Season: Shelden Williams, 2005 - 122
 Senior, Season: Shelden Williams, 2006 - 137
 Cameron Indoor Stadium, Season: Shelden Williams, 2005 - 68

BLOCKED SHOTS PER GAME

Rk	Name, Year	G	Blk	Avg
1.	Shelden Williams (Sr.), 2006	36	137	3.81
2.	Shelden Williams (Jr.), 2005	33	122	3.70
3.	Mike Gminski (Fr.), 1977	27	90	3.33
4.	Shelden Williams (So.), 2004	37	111	3.00
5.	Mike Gminski (Sr.), 1980	33	97	2.94
6.	Mike Gminski (So.), 1978	33	92	2.88
7.	Josh McRoberts (So.), 2007	33	82	2.48
8.	Shane Battier (Sr.), 2001	39	88	2.26
9.	Cherokee Parks (Jr.), 1994	34	76	2.24
10.	Elton Brand (So.), 1999	39	86	2.21

STEALS

Rk	Name, Year	G	St	Avg
1.	Jim Spanarkel (Jr.), 1978 [9]	34	93	2.7
2.	Steve Wojciechowski (Jr.), 1997	33	82	2.5
	Shane Battier (Sr.), 2001	39	82	2.1
	Chris Duhon (So.), 2002	35	82	2.3
5.	Tommy Amaker (Jr.), 1986	40	81	2.0
	Jason Williams (Fr.), 2000	34	81	2.4
7.	Mike Dunleavy (Jr.), 2002	35	80	2.3
	Chris Duhon (Sr.), 2004	37	80	2.2
9.	Jason Williams (So.), 2001	39	78	2.0
10.	Chris Duhon (Fr.), 2001	39	77	2.0
11.	Jason Williams (Jr.), 2002	35	76	2.2
12.	Christian Laettner (Jr.), 1991	39	75	1.9
13.	Christian Laettner (Sr.), 1992	35	74	2.1
	Steve Wojciechowski (Sr.), 1998	36	74	2.1
15.	Quin Snyder (Sr.), 1989	36	73	2.0
16.	Jim Spanarkel (So.), 1977	27	69	2.6
17.	Shane Battier (Jr.), 2000	34	68	2.0
18.	Bobby Hurley (Fr.), 1990	38	67	1.8
19.	Shane Battier (So.), 1999	37	65	1.8
	Daniel Ewing (Sr.), 2005	33	65	2.0
	Jon Scheyer (Sr.), 2010	40	65	1.6

Active, Season: Javin DeLaurier, 2018 - 21
 Coach K Era, Season: 3x, last by Chris Duhon, 2002 - 82
 ACC Play, Season: Chris Duhon, 2002 - 45
 Postseason, Season: Christian Laettner, 1992 - 27
 ACC Tournament, Season: Christian Laettner, 1992 - 14
 NCAA Tournament, Season: Tommy Amaker, 1986 - 18
 Freshman, Season: Jason Williams, 2000 - 81
 Sophomore, Season: Chris Duhon, 2002 - 82
 Junior, Season: Jim Spanarkel, 1978 - 93
 Senior, Season: Shane Battier, 2001 - 82
 Cameron Indoor Stadium, Season: Steve Wojciechowski, 1997 - 49

STEALS PER GAME

Rk	Name, Years	G	St	Avg
1.	Jim Spanarkel (Jr.), 1978	34	93	2.74
2.	Jim Spanarkel (So.), 1977	27	69	2.56
3.	Steve Wojciechowski (Jr.), 1997	33	82	2.48
4.	Grant Hill (Jr.), 1993	26	64	2.46
5.	Jason Williams (Fr.), 2000	34	81	2.38
6.	Chris Duhon (So.), 2002	35	81	2.34
7.	Mike Dunleavy (Jr.), 2002	35	80	2.29
8.	George Moses (Sr.), 1976	27	61	2.26
9.	Jason Williams (Jr.), 2002	35	76	2.17
10.	Chris Duhon (Sr.), 2004	37	80	2.16

ASSIST-TO-TURNOVER RATIO

Rk	Name, Years	A	TO	A:TO
1.	Steve Wojciechowski, 1997	176	58	3.03
2.	Jon Scheyer, 2010	194	65	2.98
3.	Tommy Amaker, 1985	184	64	2.88
4.	Tyus Jones, 2015	217	76	2.86
5.	Chris Duhon, 2001	174	61	2.85
6.	Quinn Cook, 2013	153	57	2.68
7.	Steve Wojciechowski, 1998	164	64	2.56
8.	Tommy Amaker, 1986	241	96	2.51
9.	Bob Bender, 1978	82	33	2.48
10.	Billy King, 1988	122	50	2.44

minimum 20 games played and 3.0 assist per game

TURNOVERS

Rk	Name, Years	TO
1.	Bobby Hurley (Fr.), 1990	166
2.	Jason Williams (So.), 2001	154
3.	Bobby Hurley (So.), 1991	151
4.	Jason Williams (Fr.), 2000	139
5.	Gene Banks (Fr.), 1978	134
6.	Jason Williams (Jr.), 2002	131
7.	Christian Laettner (Jr.), 1991	121
8.	Greg Paulus (Fr.), 2006	118
	Nolan Smith (Sr.), 2011	118
10.	Jim Spanarkel (Jr.), 1978	117

CHARGES TAKEN

Rk	Name, Year	No
1.	Shane Battier (So.), 1999	36
2.	Shane Battier (Fr.), 1998	29
3.	Shane Battier (Sr.), 2001	26
4.	Dan Meagher (Sr.), 1985	25
	Billy King (Sr.), 1988	25
6.	Bobby Hurley (Fr.), 1990	24
7.	Dan Meagher (Jr.), 1984	22
	David Henderson (Sr.), 1986	22
	Danny Ferry (Sr.), 1989	22
	Shavlik Randolph (Jr.), 2005	22

DUNKS

Rk	Name, Year	No
1.	Marvin Bagley III (Fr.), 2018	98
2.	Mason Plumlee (Sr.), 2013	87
3.	Jahlil Okafor (Fr.), 2015	64
4.	Jabari Parker (Fr.), 2014	61
5.	Mason Plumlee (Jr.), 2012	60
	Marshall Plumlee (Gr.), 2016	60
7.	Shelden Williams (Sr.), 2006	58
	Wendell Carter, Jr. (Fr.), 2018	58
9.	Robert Brickey (Jr.), 1989	56
10.	Josh McRoberts (Fr.), 2006	54

PERSONAL FOULS

Rk	Name, Year	PF
1.	▲ Brian Zoubek (Sr.), 2010 [1]	138
2.	Dick Groat (Jr.), 1951	128
3.	Lance Thomas (Sr.), 2010	121
4.	Christian Laettner (So.), 1990	120
	Shelden Williams (So.), 2004	120
6.	Mark Alarie (Sr.), 1986	119
	Danny Ferry (Fr.), 1986	119
8.	Dan Meagher (Jr.), 1984	118
9.	Shelden Williams (Sr.), 2006	114
10.	Junior Morgan (Jr.), 1955	113

TIMES DISQUALIFIED (FOULS)

Rk	Name, Year	DO
1.	▲ Willie Hodge (Sr.), 1976 [1]	14
2.	Junior Morgan (Jr.), 1955	13
3.	Jim Kulpan (Sr.), 1951	10
	Dick Groat (Jr.), 1951	10
	Dick Groat (Sr.), 1952	10
	Bill Riegel (Sr.), 1953	10
7.	Ronnie Mayer (Jr.), 1955	9
	Willie Hodge (Jr.), 1975	9
	George Moses (Sr.), 1976	9
	Taymon Domzalski (Fr.), 1996	9

GAMES PLAYED

Rk	Name, Year	GP
1.	▲ Mark Alarie (Sr.), 1986 [1-1]	40
	▲ Tommy Amaker (Jr.), 1986 [1-1]	40
	▲ Johnny Dawkins (Sr.), 1986 [1-1]	40
	▲ Danny Ferry (Fr.), 1986 [1-1]	40
	▲ Billy King (So.), 1986 [1-1]	40
	▲ Jon Scheyer (Sr.), 2010 [1-1]	40
	▲ Brian Zoubek (Sr.), 2010 [1-1]	40
	▲ Lance Thomas (Sr.), 2010 [1-1]	40
	▲ Kyle Singler (Jr.), 2010 [1-1]	40
	▲ Miles Plumlee (So.), 2010 [1-1]	40

Season Records

GAMES STARTED

Rk	Name, Year	GS
1.	▲ Mark Alarie (Sr.), 1986 [t-1]	40
	▲ Tommy Amaker (Jr.), 1986 [t-1]	40
	▲ Johnny Dawkins (Sr.), 1986 [t-1]	40
	▲ Jon Scheyer (Sr.), 2010 [t-1]	40
	▲ Kyle Singler (Jr.), 2010 [t-1]	40
6.	David Henderson (Sr.), 1986 [t-9]	39
	Bobby Hurley (So.), 1991 [t-9]	39
	Christian Laettner (Jr.), 1991 [t-9]	39
	William Avery (So.), 1999 [t-9]	39
	Chris Carrawell (Jr.), 1999 [t-9]	39
	Shane Battier (Sr.), 2001 [t-9]	39
	Mike Dunleavy (So.), 2001 [t-9]	39
	Jason Williams (So.), 2001 [t-9]	39
	Lance Thomas (Sr.), 2010 [t-9]	39
	Quinn Cook (Sr.), 2015 [t-9]	39
	Tyus Jones (Fr.), 2015 [t-9]	39
	Justise Winslow (Fr.), 2015 [t-9]	39

MINUTES PLAYED

Rk	Name, Year	Min
1.	Jon Scheyer (Sr.), 2010	1,470
2.	Kyle Singler (Jr.), 2010	1,436
3.	Quinn Cook (Sr.), 2015	1,396
4.	Shane Battier (Sr.), 2001	1,363
5.	Bobby Hurley (So.), 1991	1,353
6.	Nolan Smith (Jr.), 2010	1,349
7.	J.J. Redick (Sr.), 2006	1,336
8.	Johnny Dawkins (Sr.), 1986	1,324
9.	Tyus Jones (Fr.), 2015	1,322
10.	Grayson Allen (Sr.), 2018	1,319

DOUBLE-FIGURE SCORING GAMES

Rk	Name, Year	No
1.	Mark Alarie (Sr.), 1986	39
	Johnny Dawkins (Sr.), 1986	39
3.	Elton Brand (So.), 1999	38
	Jon Scheyer (Sr.), 2010	38
5.	Christian Laettner (Jr.), 1991	37
6.	Shane Battier (Sr.), 2001	36
	Jason Williams (So.), 2001	36
	J.J. Redick (Sr.), 2006	36
	Nolan Smith (Jr.), 2010	36
	Kyle Singler (Jr.), 2010	36

TRIPLE-DOUBLES

Rk	Name, Years	No
1.	Art Heyman (Sr.), 1963	1
	<i>vs. Virginia, 2/28/1963 (21 points, 18 rebounds, 10 assists)</i>	
	Gene Banks (Fr.), 1978	1
	<i>vs. Lehigh, 1/9/1978 (13 points, 12 rebounds, 11 assists)</i>	
	Shelden Williams (Sr.), 2006	1
	<i>vs. Maryland, 1/11/2006 (19 points, 11 rebounds, 10 blocked shots)</i>	

DOUBLE-DOUBLES

Rk	Name, Year	No
1.	Mike Lewis (Sr.), 1968 [t-6]	24
2.	Randy Denton (Sr.), 1971 [t-11]	22
	Marvin Bagley III (Fr.), 2018 [t-11]	22
4.	Mike Gminski (So.), 1978 [t-17]	21
	Shelden Williams (Sr.), 2006 [t-17]	21
6.	Mike Gminski (Sr.), 1980 [t-25]	20
	Shelden Williams (Jr.), 2005 [t-25]	20
8.	Randy Denton (So.), 1969	19
	Bob Fleischer (Jr.), 1974	19
	Elton Brand (So.), 1999	19

MOST 20-20 GAMES (POINTS-REBOUNDS)

Rk	Name, Year	No
1.	Mike Lewis (Sr.), 1968	3
	Randy Denton (Jr.), 1970	3
3.	Randy Denton (Sr.), 1971	2
4.	Carroll Youngkin (So.), 1959	1
	Art Heyman (So.), 1961	1
	Art Heyman (Jr.), 1962	1
	Art Heyman (Sr.), 1963	1
	Mike Lewis (Jr.), 1967	1
	Randy Denton (So.), 1969	1
	Elton Brand (So.), 1999	1
	Jahlil Okafor (Fr.), 2015	1
	Marvin Bagley III (Fr.), 2018	1

MOST 20-POINT GAMES

Rk	Name, Year	No
1.	Dick Groat (Jr.), 1951	28
	J.J. Redick (Sr.), 2006 [t-2]	28
3.	Johnny Dawkins (Sr.), 1986 [t-6]	26
4.	Jeff Mullins (Sr.), 1964 [t-9]	25
5.	Dick Groat (Sr.), 1952	24
	Art Heyman (Sr.), 1963	24
	Jason Williams (So.), 2001	24
8.	Bob Verga (Sr.), 1967	23
	Jim Spanarkel (Jr.), 1978	23
10.	Danny Ferry (Sr.), 1989	22
	Shane Battier (Sr.), 2001	22

MOST 30-POINT GAMES

Rk	Name, Year	No
1.	J.J. Redick (Sr.), 2006 [4]	14
2.	Bob Verga (Sr.), 1967 [t-8]	10
3.	Dick Groat (Jr.), 1951	9
	Dick Groat (Sr.), 1952	9
5.	Mike Lewis (Sr.), 1968	8
6.	Art Heyman (So.), 1961	7
	Art Heyman (Jr.), 1962	7
	Marvin Bagley III (Fr.), 2018	7
9.	Randy Denton (Jr.), 1970	6
	Tate Armstrong (Jr.), 1976	6
	Jason Williams (So.), 2001	6

MOST 40-POINT GAMES

Rk	Name, Year	No
1.	Dick Groat (Sr.), 1952	3
	J.J. Redick (Sr.), 2006 [t-4]	3
3.	Tate Armstrong (Jr.), 1976	2
4.	Art Heyman (Sr.), 1963	1
	Jeff Mullins (Sr.), 1964	1
	Bob Verga (Sr.), 1967	1
	Danny Ferry (Sr.), 1989	1

MOST 10-REBOUND GAMES

Rk	Name, Year	No
1.	Mike Lewis (Sr.), 1968	24
2.	Randy Denton (Sr.), 1971	23
3.	Shelden Williams (Jr.), 2005	22
	Shelden Williams (Sr.), 2006	22
	Marvin Bagley III (Fr.), 2018	22
6.	Randy Denton (So.), 1969	21
	Bob Fleischer (Jr.), 1974	21
	Mike Gminski (So.), 1978	21
	Mike Gminski (Sr.), 1980	21
10.	Elton Brand (So.), 1999	20

MOST 15-REBOUND GAMES

Rk	Name, Year	No
1.	Mike Lewis (Sr.), 1968	16
2.	Randy Denton (So.), 1969	9
	Randy Denton (Jr.), 1970	9
	Randy Denton (Sr.), 1971	9
	Alan Shaw (Jr.), 1972	9
6.	Mike Lewis (Jr.), 1967	8
	Marvin Bagley III (Fr.), 2018	8
8.	Bob Fleischer (Jr.), 1974	7
9.	Mike Lewis (So.), 1966	6
	Mike Gminski (Fr.), 1977	6
	Mike Gminski (Sr.), 1980	6
	Shelden Williams (Jr.), 2005	6
	Shelden Williams (Sr.), 2006	6

MOST 20-REBOUND GAMES

Rk	Name, Year	No
1.	Mike Lewis (Sr.), 1968 [t-3]	5
2.	Randy Denton (So.), 1969	3
	Randy Denton (Jr.), 1970	3
4.	Mike Lewis (So.), 1966	2
	Randy Denton (Sr.), 1971	2
6.	Carroll Youngkin (So.), 1959	1
	Art Heyman (So.), 1961	1
	Art Heyman (Jr.), 1962	1
	Art Heyman (Sr.), 1963	1
	Jack Marin (Jr.), 1965	1
	Mike Lewis (Jr.), 1967	1
	Cherokee Parks (Jr.), 1994	1
	Elton Brand (So.), 1999	1
	Miles Plumlee (Jr.), 2012	1
	Jahlil Okafor (Fr.), 2015	1
	Marvin Bagley III (Fr.), 2018	1

MOST 10-ASSIST GAMES

Rk	Name, Year	No
1.	Bobby Hurley (Fr.), 1990	9
	Bobby Hurley (Jr.), 1992	9
3.	Bobby Hurley (Sr.), 1993	8
4.	Bobby Hurley (So.), 1991	7
	Jason Williams (Fr.), 2000	7
6.	Jason Williams (So.), 2001	5
7.	Dick DeVenzio (So.), 1969	4
	Quin Snyder (Sr.), 1989	4
	Chris Duhon (So.), 2002	4
	Chris Duhon (Jr.), 2003	4
	Trevon Duval (Fr.), 2018	4

MOST 5-BLOCKED SHOT GAMES

Rk	Name, Year	No
1.	Shelden Williams (Sr.), 2006	12
2.	Shelden Williams (Jr.), 2005	10
3.	Shelden Williams (So.), 2004	9
4.	Mike Gminski (So.), 1978	7
5.	Mike Gminski (Fr.), 1977	6
6.	Mike Gminski (Sr.), 1980	5
	Josh McRoberts (So.), 2007	5
8.	Cherokee Parks (Jr.), 1994	4
	Amile Jefferson (Gr.), 2017	4
10.	Cherokee Parks (So.), 1993	3
	Elton Brand (So.), 1999	3
	Shane Battier (Jr.), 2000	3
	Shane Battier (Sr.), 2001	3
	Mason Plumlee (So.), 2011	3

◆ - NCAA Record; ▲ - ACC Record
[#] - ACC All-Time Career Ranking

Attendance Records

SEASON BY TOTAL ATTENDANCE

	Total Attendance	Season	Games	Average	Note
1.	679,274	2009-10	40	16,982	National Champions
2.	664,147	2014-15	39	17,029	National Champions
3.	650,550	2000-01	39	16,681	National Champions
4.	581,050	1998-99	39	14,899	NCAA Finalist
5.	577,955	1990-91	39	14,819	National Champions
6.	544,047	1991-92	36	15,112	National Champions
7.	537,381	2003-04	37	14,524	NCAA Final Four
8.	504,777	2010-11	37	13,643	NCAA Sweet 16
9.	498,659	2005-06	36	13,852	NCAA Regional Semifinalist
10.	481,133	2008-09	37	13,004	NCAA Regional Semifinalist

AVERAGE PER GAME

	Average	Season	Games	Total	Note
1.	17,029	2014-15	39	664,147	National Champions
2.	16,982	2009-10	40	679,274	National Champions
3.	16,681	2000-01	39	650,550	National Champions
4.	15,112	1991-92	36	544,047	National Champions
5.	14,899	1998-99	39	581,050	NCAA Finalist
6.	14,819	1990-91	39	577,955	National Champions
7.	14,524	2003-04	37	537,381	NCAA Final Four
8.	13,852	2005-06	36	498,659	NCAA Regional Semifinalist
9.	13,643	2010-11	37	504,777	NCAA Sweet 16
10.	13,004	2008-09	37	481,133	NCAA Regional Semifinalist

SINGLE GAME

	Attendance	Date	Opponent	Result	Arena/City
1.	72,238	4/4/2015	Michigan State	W, 81-61 (National Semifinal)	Lucas Oil Field/Indianapolis, Ind.
2.	71,149	4/6/2015	Wisconsin	W, 68-63 (National Championship)	Lucas Oil Field/Indianapolis, Ind.
3.	71,298	4/3/2010	West Virginia	W, 78-57 (National Semifinal)	Lucas Oil Field/Indianapolis, Ind.
4.	70,930	4/5/2010	Butler	W, 61-59 (National Championship)	Lucas Oil Field/Indianapolis, Ind.
5.	50,379	4/6/1992	Michigan	W, 71-51 (National Championship)	Metrodome/Minneapolis, Minn.
6.	50,379	4/4/1992	Indiana	W, 81-78 (National Semifinal)	Metrodome/Minneapolis, Minn.
7.	47,492	3/28/2010	Baylor	W, 78-71 (Elite Eight)	Reliant Stadium/Houston, Texas
8.	47,100	4/1/1991	Kansas	W, 72-65 (National Championship)	Hoosier Dome/Indianapolis, Ind.

SINGLE GAME (ON-CAMPUS VENUE)

	Attendance	Date	Opponent	Result	Arena/City
1.	◆ 35,446	2/14/2015	Syracuse	W, 80-72	Carrier Dome/Syracuse, N.Y.
	◆ 35,446	2/1/2014	Syracuse	L, 89-91	Carrier Dome/Syracuse, N.Y.
3.	30,331	2/22/2017	Syracuse	L, 75-78	Carrier Dome/Syracuse, N.Y.

◆ - NCAA Record



Duke defeated Wisconsin in the 2015 National Championship at Lucas Oil Stadium before a crowd of 71,149.

Game Records

POINTS

Rk	Name vs. Opponent, Date	Pts
1.	▲ Danny Ferry (Sr.) at Miami, 12/10/1988 [1]	58
2.	■ Dick Groat (Sr.) vs. North Carolina, 2/29/1952	48
3.	Dick Groat (Sr.) vs. George Washington, 2/2/1952	46
4.	Jeff Mullins (Sr.) vs. Villanova, 3/13/1964	43
5.	Tate Armstrong (Jr.) vs. Clemson, 2/25/1976	42
6.	Bob Verga (Sr.) vs. Ohio State, 12/29/1966	41
	J.J. Redick (Sr.) vs. Texas, 12/10/2005	41
	J.J. Redick (Sr.) at Georgetown, 1/21/2006	41
9.	Dick Groat (Sr.) at South Carolina, 2/23/1952	40
	Art Heyman (Sr.) vs. North Carolina, 2/23/1963	40
	Tate Armstrong (Jr.) vs. N.C. State, 2/18/1976	40
	J.J. Redick (Sr.) vs. Virginia, 1/28/2006	40
13.	Art Heyman (Jr.) at South Carolina, 12/13/1961	39
	Bob Verga (Sr.) at Wake Forest, 2/28/1967	39
	Gary Melchionni (Sr.) vs. Maryland, 2/3/1973	39
16.	Bill Reigel (Sr.) at Wake Forest, 2/12/1953	38
	Ronnie Mayer (Sr.) vs. Maryland, 1/14/1956	38
	Art Heyman (Jr.) vs. Maryland, 1/13/1962	38
	Bob Verga (Sr.) vs. Penn State, 1/3/1967	38
	Tate Armstrong (Jr.) at Virginia, 2/11/1976	38
	Jason Williams (Jr.) vs. Kentucky, 12/18/2001	38
	J.J. Redick (Jr.) vs. Wake Forest, 2/20/2005	38

Active, Game: Marques Bolden, 12/5/2017 vs. St. Francis - 17
 Coach K Era, Game: Danny Ferry at Miami, 12/10/1988 - 58
 ACC Play, Game: Tate Armstrong vs. Clemson, 2/25/1976 - 42
 Southern Conference Play, Game: Dick Groat vs. N. Carolina, 2/29/1952 - 48
 Postseason, Game: Jeff Mullins vs. Villanova, 2/13/1964 - 43
 ACC Tournament, Game: Bob Verga vs. Virginia, 3/9/1967;
 J.J. Redick vs. N.C. State, 3/12/2005 - 35
 NCAA Tournament, Game: Jeff Mullins vs. Villanova, 2/13/1964 - 43
 Cameron Indoor Stadium, Game: Dick Groat vs. N. Carolina, 2/29/1952 - 48
 Freshman, Game: J.J. Redick vs. Virginia, 1/15/2003;
 Marvin Bagley III vs. Texas, 11/24/2017 - 34
 Sophomore, Game: Bill Reigel at Wake Forest, 2/12/1953 - 38;
 Jason Williams vs. Kentucky, 12/18/2001 - 38
 Junior, Game: Tate Armstrong vs. Clemson, 2/26/1976 - 42
 Senior, Game: Danny Ferry at Miami, 12/10/1988 - 58
 In a Season Opener: Art Heyman vs. Davidson, 12/1/1962 - 36
 In a Conference Opener: Luke Kennard at Virginia Tech, 12/31/2016 - 34
 Off the Bench: Grayson Allen vs. VCU, 11/20/2015 - 30

FIELD GOALS MADE

Rk	Name vs. Opponent, Date	FG
1.	Danny Ferry (Sr.) at Miami, 12/10/1988 [2]	23
2.	■ Dick Groat (Sr.) vs. North Carolina, 2/29/1952	19
	Jeff Mullins (Sr.) vs. Villanova, 3/13/1964 [t-8]	19
4.	Jack Marin (Sr.) vs. Wake Forest, 1/15/1966	18
	Tate Armstrong (Jr.) vs. Clemson, 2/25/1976	18
6.	Gary Melchionni (Sr.) vs. Maryland, 2/3/1973	17
7.	Dick Groat (Sr.) vs. George Washington, 2/2/1952	16
	Dick Groat (Sr.) at South Carolina, 2/23/1952	16
	Art Heyman (Jr.) at South Carolina, 12/13/1961	16
	Bob Verga (Sr.) vs. Ohio State, 12/29/1966	16
	Bob Verga (Sr.) vs. Penn State, 1/3/1967	16
	Randy Denton (Jr.) at Clemson, 2/4/1970	16
	Randy Denton (Jr.) vs. Utah, 3/14/1970	16
	Tate Armstrong (Jr.) vs. Maryland, 2/7/1976	16
	Vince Taylor (Sr.) vs. Clemson, 2/24/1982	16

MOST FIELD GOALS MADE (NO MISSES)

Rk	Name vs. Opponent, Date	FG
1.	Carlos Boozer (So.) vs. Portland, 12/19/2000 [5]	11
2.	■ Mike Lewis (Jr.) vs. Penn State, 1/3/1966 [t-6]	10
	■ Mike Gminski (Fr.) vs. Johns Hopkins, 11/30/1976 [t-6]	10
	Christian Laettner (Sr.) vs. Kentucky, 3/28/1992 [t-6]	10
5.	Carroll Youngkin (Sr.) at Virginia, 1/11/1961	9
	Alaa Abdelnaby (Jr.) vs. East Carolina, 11/30/1988	9
	Cherokee Parks (So.) vs. San Francisco, 1/26/1993	9
	Greg Newton (Jr.) vs. Western Carolina, 12/20/1995	9
	Mason Plumlee (Jr.) vs. Lehigh, 3/16/2012	9
10.	Pete Kramer (Sr.) vs. Cornell, 11/30/1974	8
	Vince Taylor (Sr.) vs. East Carolina, 12/22/1981	8
	Robert Brickey (So.) vs. North Carolina, 3/6/1988	8
	Alaa Abdelnaby (Jr.) vs. The Citadel, 11/26/1988	8
	Grant Hill (So.) vs. North Carolina, 3/15/1992	8
	Cherokee Parks (So.) vs. Clemson, 1/6/1993	8
	Carlos Boozer (So.) vs. Clemson, 1/7/2001	8
	Lance Thomas (Jr.) vs. Duquesne, 11/28/2008	8
	Mason Plumlee (Sr.) vs. Cornell, 12/19/2012	8

FIELD GOALS ATTEMPTED

Rk	Name vs. Opponent, Date	FG
1.	■ Dick Groat (Sr.) vs. North Carolina, 2/29/1952	37
2.	Art Heyman (Sr.) vs. North Carolina, 2/23/1963	33
3.	Art Heyman (Jr.) vs. Maryland, 1/13/1962	32
4.	Bob Verga (Jr.) at Wake Forest, 2/22/1966	31
	Bob Verga (Sr.) vs. Penn State, 1/3/1967	31
6.	Art Heyman (So.) vs. South Carolina, 3/3/1961	30
	Art Heyman (Jr.) at South Carolina, 12/13/1961	30
	Art Heyman (Sr.) vs. Loyola-Chicago, 3/22/1963	30
9.	Bob Verga (Sr.) vs. Ohio State, 12/29/1966	29
	Bob Verga (Sr.) at North Carolina, 3/4/1967	29
	Bob Verga (Sr.) vs. Southern Illinois, 3/13/1967	29
	Tate Armstrong (Jr.) vs. Clemson, 2/26/1976	29
	Danny Ferry (Sr.) vs. Seton Hall, 4/1/1989	29

3-POINT FIELD GOALS MADE

Rk	Name vs. Opponent, Date	3FG
1.	■ Shane Battier (Sr.) vs. Princeton, 11/14/2000 [t-3]	9
	J.J. Redick (Sr.) vs. Texas, 12/10/2005 [t-3]	9
3.	William Avery (So.) vs. Florida, 12/9/1998	8
	Jason Williams (So.) vs. Temple, 12/2/2000	8
	Jason Williams (Jr.) at Florida State, 1/6/2002	8
	Jason Williams (Jr.) vs. North Carolina, 3/3/2002	8
	J.J. Redick (Jr.) at Florida State, 1/22/2005	8
	J.J. Redick (Sr.) vs. Virginia, 1/28/2006	8
	Kyle Singler (Jr.) vs. Georgia Tech, 2/4/2010	8
	Andre Dawkins (So.) vs. Bradley, 12/8/2010	8

3-POINT FIELD GOAL ATTEMPTS

Rk	Name vs. Opponent, Date	3FGA
1.	Bobby Hurlley (Sr.) vs. California, 3/20/1993 [t-4]	18
2.	■ Jason Williams (Jr.) vs. Temple, 12/5/2001	16
	J.J. Redick (Sr.) vs. Texas, 12/10/2005	16
4.	Jason Williams (Jr.) vs. North Carolina, 3/3/2002	15
	J.J. Redick (Jr.) vs. Georgia Tech, 2/5/2005	15
	Grayson Allen (So.) vs. Notre Dame, 3/10/2016	15
	Grayson Allen (Sr.) vs. Virginia Tech, 2/14/2018	15
	Grayson Allen (Sr.) vs. Louisville, 2/21/2018	15
	Grayson Allen (Sr.) at Virginia Tech, 2/26/2018	15
10.	Shane Battier (Sr.) vs. Maryland, 2/27/2001	14
	Jason Williams (Jr.) at Clemson, 2/2/2002	14
	J.J. Redick (Sr.) at Florida State, 3/1/2006	14
	Andre Dawkins (So.) vs. Bradley, 12/8/2010	14

3-POINT FIELD GOAL PCT. (MINIMUM 5 ATTEMPTS)

Rk	Name vs. Opponent, Date	Pct
1.	Luke Kennard (So.) at Wake Forest, 1/28/2017	[6-6] 1.000
2.	Bobby Hurlley (Sr.) vs. Southern Illinois, 3/18/1993	[6-7] .857
	Trajan Langdon (So.) vs. St. Joseph's, 11/20/1996	[6-7] .857
	Steve Wojciechowski (Jr.) at North Carolina, 3/2/1997	[6-7] .857
	J.J. Redick (Fr.) at Ga. Tech, 2/26/2003	[6-7] .857
	Seth Curry (Sr.) vs. Georgia Tech, 1/17/2013	[6-7] .857
	Andre Dawkins (Gr.) at Pittsburgh, 1/27/2014	[6-7] .857
8.	Ricky Price (So.) vs. Monmouth, 12/28/1995	[5-6] .833
	Trajan Langdon (Sr.) vs. Temple, 3/21/1999	[5-6] .833
	Chris Duhon (Fr.) at Virginia, 2/14/2001	[5-6] .833
	J.J. Redick (Fr.) vs. Virginia, 1/15/2003	[5-6] .833
	J.J. Redick (So.) at Maryland, 1/21/2004	[5-6] .833
	Seth Curry (Sr.) at Virginia Tech, 2/21/2013	[5-6] .833
	Matt Jones (Jr.) vs. Bryant, 11/4/2015	[5-6] .833
	Grayson Allen (So.) vs. Georgetown, 11/22/2015	[5-6] .833
	Grayson Allen (Sr.) vs. North Carolina, 3/10/2017	[5-6] .833

3-POINT FIELD GOAL PCT. (MINIMUM 10 ATTEMPTS)

Rk	Name vs. Opponent, Date	Pct
1.	William Avery (So.) vs. Florida, 12/9/1998	[8-10] .800
	Jason Williams (So.) vs. Temple, 12/2/2000	[8-10] .800
	J.J. Redick (Sr.) vs. Virginia, 1/28/2006	[8-10] .800
	Kyle Singler (Jr.) vs. Georgia Tech, 2/4/2010	[8-10] .800
5.	Shane Battier (Sr.) vs. Princeton, 11/14/2000	[9-12] .750
6.	J.J. Redick (Jr.) at Florida State, 1/22/2005	[8-11] .727
7.	Shane Battier (Jr.) at Clemson, 3/1/2000	[7-10] .700
	Jason Williams (Jr.) vs. Kentucky, 12/18/2001	[7-10] .700
	Quinn Cook (Jr.) vs. Mercer, 3/21/2014	[7-10] .700
	Grayson Allen (So.) at Georgia Tech, 2/2/2016	[7-10] .700

FREE THROWS MADE

Rk	Name vs. Opponent, Date	FT
1.	Bucky Allen (Jr.) vs. NC State, 1/5/1957 [t-3]	20
2.	Joe Belmont (Jr.) at Penn, 12/16/1955 [t-9]	19
3.	Jim Spanarkel (Jr.) vs. North Carolina, 12/2/1977	18
	Jim Spanarkel (Jr.) vs. NC State, 2/15/1978	18
5.	Dick Groat (Jr.) vs. Davidson, 1/29/1951	17
	Bucky Allen (Jr.) at Clemson, 12/4/1956	17
	Mike Gminski (Jr.) vs. NC State, 1/21/1979	17
8.	William Riegel (So.) at Wake Forest, 2/12/1953	16
	Ronnie Mayer (Sr.) at Pennsylvania, 12/16/1955	16
	Richie O'Connor (Jr.) vs. Wake Forest, 12/18/1971	16

MOST FREE THROWS MADE (NO MISSES)

Rk	Name vs. Opponent, Date	FT
1.	Dick Groat (Jr.) vs. Davidson, 1/29/1951	17
2.	Gene Banks (Jr.) vs. NC State, 2/28/1980 [t-14]	14
	J.J. Redick (Jr.) vs. Princeton, 1/5/2005 [t-14]	14
	Ryan Kelly (Jr.) vs. Georgia Tech, 1/7/2012 [t-14]	14
5.	Bucky Allen (Sr.) at NC State, 2/11/1958	13
	Mike Lewis (Jr.) at Vanderbilt, 12/13/1966	13
	Steve Vandenberg (Sr.) vs. North Carolina, 3/1/1969	13
	Christian Laettner (So.) vs. Maryland, 1/13/1990	13
	Christian Laettner (Sr.) vs. St. John's, 12/5/1991	13
	Elton Brand (So.) vs. N.C. A&T, 12/20/1998	13
	Jon Scheyer (Jr.) vs. Rhode Island, 11/16/2008	13

FREE THROW ATTEMPTS

Rk	Name vs. Opponent, Date	FTA
1.	Joe Belmont (Jr.) at Penn, 12/16/1955 [t-4]	24
	Art Heyman (So.) at Navy, 2/18/1961 [t-4]	24
3.	Bucky Allen (Jr.) vs. NC State, 1/5/1957	23
4.	Ronnie Mayer (Sr.) at Pennsylvania, 12/16/1955	22
	Jim Spanarkel (Sr.) vs. NC State, 2/15/1978	22
6.	Bernie Janicki (Jr.) vs. Maryland, 3/5/1953	21
	Richie O'Connor (Jr.) vs. WakeForest, 12/18/1971	21
	Jim Spanarkel (Sr.) vs. North Carolina, 12/2/1977	21
9.	Bucky Allen (Jr.) at Clemson, 12/4/1956	20
	Carroll Youngkin (So.) vs. Pittsburgh, 1/31/1959	20
	Art Heyman (Jr.) vs. WakeForest, 12/30/1961	20
	Mike Gminski (Jr.) at NC State, 1/21/1979	20
	Christian Laettner (Sr.) at Boston U., 1/21/1992	20

REBOUNDS

Rk	Name vs. Opponent, Date	Reb
1.	■ Bernie Janicki (So.) vs. North Carolina, 2/29/1952	31
2.	Randy Denton (Sr.) vs. Northwestern, 12/29/1970 [t-17]	25
3.	Art Heyman (Sr.) vs. North Carolina, 2/23/1963	24
	Mike Lewis (Jr.) vs. (OT) Wake Forest, 2/21/1967	24
	Paul Schmidt (Sr.) vs. (OT) Wake Forest, 2/15/1968	24
6.	Bob Lakata (So.) vs. Temple, 1/5/1955	23
	Jim Newcome (Sr.) vs. West Virginia, 12/15/1956	23
	Randy Denton (So.) at Davidson, 2/19/1969	23
9.	Mike Lewis (Sr.) vs. NC State, 1/27/1968	22
	Mike Lewis (Sr.) vs. Temple, 2/17/1968	22
	Miles Plumlee (Sr.) vs. Maryland, 2/11/2012	22
12.	Art Heyman (So.) at Georgia Tech, 12/19/1960	21
	Jack Marin (Jr.) vs. Navy, 12/10/1964	21
	Mike Lewis (So.) vs. UCLA, 12/10/1965	21
	Mike Lewis (Sr.) vs. Clemson, 1/9/1968	21
	Randy Denton (So.) vs. South Carolina, 2/8/1969	21
	Randy Denton (Jr.) vs. Kentucky, 12/20/1969	21
	Randy Denton (Jr.) vs. William & Mary, 12/13/1969	21
	Randy Denton (Jr.) vs. Maryland, 2/21/1970	21
	Elton Brand (So.) vs. Fresno State, 11/27/1998	21
	Marvin Bagley III (Fr.) vs. Florida State, 12/30/2017	21
22.	9x; last by Jahliil Okafor (Fr.) vs. Elon, 12/15/2014	20

Active, Game: Javin DeLaurier vs. Elon, 11/10/2017 - 11
 Coach K Era, Game: Miles Plumlee vs. Maryland, 2/11/2012 - 22
 ACC Play, Game: 3x; last by Paul Schmidt vs. Wake Forest, 2/15/1968 - 24
 Postseason, Game: 2x; last by Randy Denton vs. St. Bonaventure (NIT), 3/27/1971 - 20
 ACC Tournament, Game: Art Heyman vs. Clemson, 3/2/1962 - 20
 NCAA Tournament, Game: 2x; last by Sheldon Williams vs. Southern, 3/16/2006 - 18
 Cameron Indoor Stadium, Game: Bernie Janicki vs. UNC, 2/29/1952 - 31
 Freshman, Game: Marvin Bagley III vs. Florida State, 12/30/2017 - 21
 Sophomore, Game: Bernie Janicki vs. North Carolina, 2/29/1952 - 31
 Junior, Game: Mike Lewis vs. Wake Forest, 2/21/1967 - 24
 Senior, Game: Randy Denton vs. Northwestern, 12/29/1970 - 25

Game Records

OFFENSIVE REBOUNDS

Rk	Name vs. Opponent, Date	Reb
1.	Mike Lewis (Jr.) vs. Wake Forest, 2/21/1967	12
	Mike Lewis (Sr.) vs. Wake Forest, 2/14/1968	12
3.	Mike Lewis (So.) vs. NC State, 1/29/1966	11
	Marshall Plumlee (Gr.) vs. Syracuse, 1/18/2016	11
	Marvin Bagley III (Fr.) vs. Florida State, 12/30/2017	11
6.	Mike Lewis (So.) vs. UCLA, 12/10/1965	10
	Jack Marin (Sr.) vs. Wake Forest, 1/15/1966	10
	Elton Brand (So.) at Florida State, 2/17/1999	10
	Jabari Parker (Fr.) vs. Florida State, 1/25/2014	10
	Jahlil Okafor (Fr.) vs. Elon, 12/15/2014	10

DEFENSIVE REBOUNDS

Rk	Name vs. Opponent, Date	Reb
1.	Danny Ferry (So.) at Maryland, 1/14/1987	17
2.	Randy Denton (So.) vs. Wake Forest, 2/12/1969	16
3.	Mike Lewis (Sr.) vs. Princeton, 12/19/1967	15
	Elton Brand (So.) vs. Fresno State, 11/27/1998	15
	Mike Dunleavy (So.) at Clemson, 2/7/2001	15
	Shelden Williams (Sr.) vs. Southern, 3/16/2006	15
7.	Christian Laettner (So.) at Virginia, 2/8/1990	14
8.	Danny Ferry (Sr.) at Harvard, 2/14/1989	13
	Grant Hill (Sr.) vs. Arkansas, 4/4/1994	13
	Cherokee Parks (Sr.) at Virginia, 2/15/1995	13
	Cherokee Parks (Sr.) vs. NC State, 3/9/1995	13
	Carlos Boozer (Jr.) vs. Iowa, 11/27/2001	13
	Shelden Williams (Sr.) vs. Virginia Tech, 12/4/2005	13
	Shelden Williams (Sr.) at Virginia Tech, 1/26/2006	13
	Miles Plumlee (Sr.) vs. Maryland, 2/11/2012	13
	Mason Plumlee (Sr.) vs. Boston College, 2/24/2013	13
	Marvin Bagley III (Fr.) vs. Notre Dame, 3/8/2018	13

ASSISTS

Rk	Name vs. Opponent, Date	Ast
1.	■ Bobby Hurley (Sr.) vs. Florida State, 2/24/1993 (t-15)	16
2.	Bobby Hurley (Sr.) vs. Oklahoma, 1/4/1993	15
	Bobby Hurley (Sr.) at NC State, 2/21/1993	15
	Bobby Hurley (Sr.) vs. UCLA, 2/28/1993	15
	Greg Paulus (Fr.) vs. Valparaiso, 12/18/2005	15
6.	Kevin Billermer (So.) at North Carolina, 3/2/1974	14
	Tommy Amaker (Jr.) vs. Miami, 2/19/1986	14
	Bobby Hurley (So.) vs. LSU, 2/10/1991	14
	Chris Duhon (Sr.) vs. Wake Forest, 1/17/2004	14
	Quinn Cook (So.) vs. Wake Forest, 1/5/2013	14

Active, Game: Jordan Goldwire vs. Evansville, 12/20/2017 - 7
Coach K Era, Game: Bobby Hurley vs. Florida State, 2/24/1993 - 16
ACC Play, Game: Bobby Hurley vs. Florida State, 2/24/1993 - 16
Postseason, Game: Bobby Hurley vs. Maryland, 3/13/1992 - 13
ACC Tournament, Game: Bobby Hurley vs. Maryland, 3/13/1992 - 13
NCAA Tournament, Game: Quinn Snyder vs. SMU, 3/19/1988 - 12
Cameron Indoor Stadium, Game: Bobby Hurley vs. Fla. State, 2/24/1993 - 16
Freshman, Game: Greg Paulus vs. Valparaiso, 12/18/2005 - 15
Sophomore, Game: Kevin Billermer at North Carolina, 3/2/1974 - 14
Junior, Game: Tommy Amaker vs. Miami, 2/19/1986 - 14
Senior, Game: Bobby Hurley vs. Florida State, 2/24/1993 - 16

TRIPLE-DOUBLES

Rk	Name, Years	No
1.	Art Heyman (Sr.), 1963	1
	vs. Virginia, 2/28/1963 (21 points, 18 rebounds, 10 assists)	
	Gene Banks (Fr.), 1978	1
	vs. Lehigh, 1/9/1978 (13 points, 12 rebounds, 11 assists)	
	Shelden Williams (Sr.), 2006	1
	vs. Maryland, 1/11/2006 (19 points, 11 rebounds, 10 blocked shots)	

MINUTES PLAYED

Rk	Name vs. Opponent, Date	Min
1.	Howard Hurt (Jr.) vs. Dayton, 12/30/1959	55
2.	John Frye (Jr.) vs. Dayton, 12/30/1959	54
3.	Chip Engelland (Jr.) vs. Clemson, 2/24/1982	53
4.	Vince Taylor (Sr.) vs. Clemson, 2/24/1982	51
5.	Randy Denton (Jr.) vs. Virginia Tech, 12/1/1969	49
	Dick DeVenzio (Jr.) vs. Virginia Tech, 12/1/1969	49
	Tommy Amaker (Fr.) at North Carolina, 3/3/1984	49
	Johnny Dawkins (So.) at North Carolina, 3/3/1984	49
	Christian Laettner (Jr.) at Arizona, 2/24/1991	49
10.	Cherokee Parks (Sr.) vs. North Carolina, 2/2/1995	48

■ - Cameron Indoor Stadium record
 ▲ - ACC Record
 [#] - ACC All-Time Individual Game Rank

BLOCKED SHOTS

Rk	Name vs. Opponent, Date	Bk
1.	Cherokee Parks (Jr.) vs. Clemson, 3/11/1994 (t-10)	10
	■ Shelden Williams (Sr.) vs. Maryland, 1/11/2006 (t-10)	10
3.	Mike Gminski (Fr.) at Davidson, 1/5/1977	9
	Mike Gminski (So.) vs. NC State, 2/15/1978	9
	Mike Gminski (Jr.) at Davidson, 1/2/1979	9
	Mike Gminski (Sr.) vs. Wake Forest, 11/30/1979	9
	Shelden Williams (Jr.) vs. Virginia, 1/16/2005	9
	Shelden Williams (Sr.) vs. Davidson, 11/19/2005	9
9.	Mike Gminski (Fr.) vs. Connecticut, 12/14/1976	8
	Mike Gminski (Sr.) vs. Vermont, 12/28/1979	8
	Shane Battier (Jr.) vs. Kansas, 3/19/2000	8
	Shelden Williams (So.) vs. Wake Forest, 1/17/2004	8
	Shelden Williams (Sr.) vs. Virginia, 1/28/2006	8

Active, Game: Javin DeLaurier vs. Evansville, 11/20/2017 - 4
Coach K Era, Game: 2x, last by Shelden Williams vs. Maryland, 1/11/2006 - 10
ACC Play, Game: Shelden Williams vs. Maryland, 1/11/2006 - 10
Postseason, Game: Cherokee Parks vs. Clemson, 3/11/1994 - 10
ACC Tournament, Game: Cherokee Parks vs. Clemson, 3/11/1994 - 10
NCAA Tournament, Game: Shane Battier vs. Kansas, 3/19/2000 - 8
Cameron Indoor Stadium, Game: Shelden Williams vs. Md., 1/11/2006 - 10
Freshman, Game: Mike Gminski at Davidson, 1/5/1977 - 9
Sophomore, Game: Mike Gminski vs. NC State, 2/15/1978 - 9
Junior, Game: Cherokee Parks vs. Clemson, 3/11/1994 - 10
Senior, Game: Shelden Williams vs. Maryland, 1/11/2006 - 10

STEALS

Rk	Name vs. Opponent, Date	St
1.	▲ ■ Kenny Dennard (So.) vs. Maryland, 2/3/1979 (1)	11
2.	Grant Hill (Jr.) vs. California, 3/20/1993 (t-9)	8
	Steve Wojciechowski (Jr.) vs. Vanderbilt, 11/22/1996 (t-9)	8
	Quinn Cook (Jr.) vs. UCLA, 12/19/2013 (t-9)	8
5.	George Moses (Sr.) vs. Western Kentucky, 12/27/1975	7
	George Moses (Sr.) vs. Davidson, 1/27/1976	7
	Jim Spanarkel (So.) vs. Lafayette, 1/10/1977	7
	Tommy Amaker (Jr.) vs. Old Dominion, 3/15/1986	7
	Tommy Amaker (Jr.) vs. Louisville, 3/31/1986	7
	Christian Laettner (Sr.) vs. North Carolina, 3/15/1992	7
	Shane Battier (Fr.) vs. Davidson, 11/20/1997	7
	Mike Dunleavy (Jr.) vs. Maryland, 1/17/2002	7
	Sean Dockery (So.) vs. St. John's, 12/6/2003	7
	Chris Duhon (Sr.) vs. Fairfield, 1/6/2004	7
	Chris Duhon (Sr.) vs. Georgia Tech, 3/3/2004	7
	DeMarcus Nelson (So.) vs. Boston U., 11/14/2005	7
	David McClure (So.) vs. UNC Greensboro, 1/16/2006	7

Active, Game: Javin DeLaurier vs. Michigan State, 11/14/2017 - 3
Jordan Goldwire vs. Evansville, 12/5/2017 - 3
Coach K Era, Game: 3x, last by Quinn Cook vs. UCLA, 12/19/2014 - 8
ACC Play, Game: Kenny Dennard vs. Maryland, 2/3/1979 - 11
Postseason, Game: Grant Hill vs. California, 3/20/1993 - 8
ACC Tournament, Game: Christian Laettner vs. N. Carolina, 3/15/1992 - 7
NCAA Tournament, Game: Grant Hill vs. California, 3/20/1993 - 8
Cameron Indoor Stadium, Game: Kenny Dennard vs. Maryland, 2/3/1979 - 11
Freshman, Game: Shane Battier vs. Davidson, 11/20/1997 - 7
Sophomore, Game: Kenny Dennard vs. Maryland, 2/3/1979 - 11
Junior, Game: 3x, last by Quinn Cook vs. UCLA, 12/19/2014 - 8
Senior, Game: 5x, last by Chris Duhon vs. Georgia Tech, 3/3/2004 - 7

FEWEST FIELD GOAL ATTEMPTS (MINIMUM 20 POINTS)

Rk	Player vs. Opponent, Date	FGA	Pts
1.	Ryan Kelly vs. Georgia Tech, 1/7/2012	4	21
	(3-4 FG, 1-2 3FG, 14-14 FT)		
2.	Richard O'Connor vs. Wake Forest, 12/18/1971	5	24
	(4-5 FG, 16-21 FT)		
3.	Bobby Joe Harris at Wake Forest, 2/1/1958	6	20
	(3-6 FG, 14-16 FT)		
	John Smith vs. Davidson, 12/8/1986	6	20
	(6-6 FG, 8-9 FT)		
	Ryan Kelly at Wake Forest, 1/22/2011	6	20
	(6-6 FG, 4-4 3FG, 4-4 FT)		
6.	Trajan Langdon vs. St. Joes, 11/20/1996	7	20
	(6-7 FG, 6-7 3FG, 2-2 FT)		
	Elton Brand vs. N.C. A&T, 12/20/1998	7	21
	(4-7 FG, 13-13 FT)		
	DeMarcus Nelson vs. Albany, 12/17/2007	7	23
	(6-7 FG, 4-5 3FG, 7-13 FT)		
	Jon Scheyer vs. North Carolina, 3/8/2009	7	24
	(7-7 FG, 3-3 3FG, 7-8 FT)		
	Seth Curry vs. Michigan State, 11/15/2011	7	20
	(4-7 FG, 2-5 3FG, 10-12 FT)		
	Luke Kennard vs. North Carolina, 3/10/2017	7	20
	(4-7 FG, 2-2 3FG, 10-10 FT)		

FEWEST FIELD GOAL ATTEMPTS (MINIMUM 30 POINTS)

Rk	Player vs. Opponent, Date	FGA	Pts
1.	Shane Battier vs. Davidson, 12/21/1999	9	31
	(8-9 FG, 3-4 3FG, 12-12 FT)		
2.	Christian Laettner vs. Kentucky, 3/28/1992	10	31
	(10-10 FG, 1-1 3FG, 10-10 FT)		
	Rodney Hood vs. East Carolina, 11/19/2013	10	30
	(8-10 FG, 2-2 3FG, 12-12 FT)		
4.	Mason Plumlee vs. NC State, 2/7/2013	11	30
	(9-11 FG, 12-16 FT)		
5.	Chris Collins vs. Iowa, 11/25/1995	12	30
	(8-12 FG, 5-7 3FG, 9-12 FT)		
	Jason Williams at Temple, 12/2/2000	12	30
	(10-12 FG, 8-10 3FG, 2-2 FT)		
	J.J. Redick vs. NC State, 3/16/2003	12	30
	(7-12 FG, 5-10 3FG, 11-12 FT)		
	Shelden Williams at Miami, 1/19/2005	12	30
	(11-12 FG, 8-8 FT)		
	Kyrie Irving vs. Michigan State, 12/1/2010	12	31
	(8-12 FG, 2-3 3FG, 13-16 FT)		
	Grayson Allen vs. Georgetown, 11/20/2015	12	32
	(9-12 FG, 5-6 3FG, 9-9 FT)		

FEWEST FIELD GOAL ATTEMPTS (MINIMUM 40 POINTS)

Rk	Player vs. Opponent, Date	FGA	Pts
1.	J.J. Redick vs. Virginia, 1/28/2006	13	40
	(11-13 FG, 8-10 3FG, 10-11 FT)		
2.	J.J. Redick vs. Texas, 12/10/2005	24	40
	(13-24 FG, 9-16 3FG, 6-6 FT)		
3.	J.J. Redick at Georgetown, 1/21/2006	24	41
	(12-24 FG, 6-11 3FG, 11-13 FT)		
4.	Danny Ferry at Miami, 12/10/1988	26	58
	(23-26 FG, 2-3 3FG, 10-12 FT)		
5.	Jeff Mullins vs. Villanova, 3/13/1964	28	43
	(19-28 FG, 5-6 FT)		
	Tate Armstrong vs. NC State, 2/18/1976	28	40
	(14-28 FG, 12-13 FT)		

HIGHEST POINTS EFFICIENCY (MINIMUM 30 POINTS)

Rk	Player vs. Opponent, Date	Pts	Pts	Eff
1.	Christian Laettner vs. Kentucky, 3/28/1992	31	31	1.000
	(10-10 FG, 1-1 3FG, 10-10 FT)			
2.	Sheldid Williams at Miami, 1/19/2005	30	32	.938
	(11-12 FG, 8-8 FT)			
3.	Carlos Boozer at Virginia, 2/28/2002	33	36	.917
	(12-13 FG, 9-10 FT)			
4.	Shane Battier vs. Davidson, 12/21/1999	31	34	.912
	(8-9 FG, 3-4 3FG, 12-12 FT)			
5.	Carlos Boozer vs. NC State, 2/14/2002	32	36	.889
	(13-14 FG, 6-8 FT)			

Points divided by total possible points if hit every shot

HIGHEST POINTS EFFICIENCY (MINIMUM 40 POINTS)

Rk	Player vs. Opponent, Date	Pts	Pts	Eff
1.	Danny Ferry at Miami, 12/10/1988	58	67	.866
	(23-26 FG, 2-3 3FG, 10-12 FT)			
2.	J.J. Redick vs. Virginia, 1/18/2006	40	47	.851
	(11-13 FG, 8-10 3FG, 10-11 FT)			
3.	Jeff Mullins vs. Villanova, 3/13/1964	43	62	.694
	(19-28 FG, 5-6 FT)			
4.	Tate Armstrong vs. Clemson, 2/25/1976	42	66	.636
	(18-29 FG, 6-8 FT)			
5.	J.J. Redick vs. Texas, 12/10/2006	41	70	.586
	(13-24 FG, 9-16 3FG, 6-6 FT)			

Points divided by total possible points if hit every shot

MOST POINTS (100 PCT. EFFICIENCY)

Rk	Player vs. Opponent, Date	Pts
1.	Christian Laettner vs. Kentucky, 3/28/1992	31
	(10-10 FG, 1-1 3FG, 10-10 FT)	
2.	Carlos Boozer vs. Clemson, 1/7/2001	25
	(8-8 FG, 9-9 FT)	
3.	Larry Saunders vs. West Virginia, 2/7/1970	23
	(7-7 FG, 9-9 FT)	
4.	Carlos Boozer at Portland, 12/19/2000	22
	(11-11 FG)	
5.	Grant Hill vs. North Carolina, 3/15/1992	20
	(8-8 FG, 4-4 FT)	
	Ryan Kelly at Wake Forest, 1/22/2011	20
	(6-6 FG, 4-4 3FG, 4-4 FT)	

Freshman Season Records

POINTS

Rk	Name, Year	G	Pts	Avg
1.	Marvin Bagley III, 2018	33	694	21.0
2.	Jabari Parker, 2014	35	670	19.1
3.	Jahlil Okafor, 2015	38	657	17.3
4.	Brandon Ingram, 2016	36	624	17.3
5.	Gene Banks, 1978	34	581	17.1
6.	Luol Deng, 2004	37	558	15.1
7.	Gary Trent, Jr., 2018	37	536	13.5
8.	Austin Rivers, 2012	34	527	15.5
9.	Johnny Dawkins, 1983	28	506	18.1
10.	Wendell Carter, Jr., 2018	37	501	13.5

SCORING AVERAGE

Rk	Name, Year	G	Pts	Avg
1.	Marvin Bagley III, 2018	33	694	21.0
2.	Jabari Parker, 2014	35	670	19.1
3.	Johnny Dawkins, 1983	28	506	18.1
4.	Brandon Ingram, 2016	36	624	17.33
5.	Jahlil Okafor, 2015	38	657	17.29
6.	Gene Banks, 1978	34	581	17.1
7.	Jayson Tatum, 2017	29	488	16.8
8.	Austin Rivers, 2012	34	527	15.5
9.	Mike Gminski, 1977	27	414	15.3
10.	Luol Deng, 2004	37	558	15.1

Minimum 20 games played

FIELD GOALS MADE

Rk	Name, Year	FG
1.	Jahlil Okafor, 2015	279
2.	Marvin Bagley III, 2018	270
3.	Gene Banks, 1978	238
4.	Jabari Parker, 2014	236
5.	Brandon Ingram, 2016	214
6.	Luol Deng, 2004	210
7.	Johnny Dawkins, 1983	207
8.	Jason Williams, 2000	179
	Wendell Carter, Jr., 2018	179
10.	Gary Trent, Jr., 2018	177

FIELD GOAL ATTEMPTS

Rk	Name, Year	FGA
1.	Jabari Parker, 2014	499
2.	Brandon Ingram, 2016	484
3.	Gene Banks, 1978	451
4.	Luol Deng, 2004	442
5.	Marvin Bagley III, 2018	440
6.	Jason Williams, 2000	427
	Gary Trent, Jr., 2018	427
8.	Jahlil Okafor, 2015	420
9.	Johnny Dawkins, 1983	414
10.	Austin Rivers, 2012	402

FIELD GOAL PCT.

Rk	Name, Year	FG	FGA	Pct
1.	Christian Laettner, 1989	115	159	.723
2.	Jahlil Okafor, 2015	279	420	.664
3.	Carlos Boozer, 2000	164	267	.6142
4.	Marvin Bagley III, 2018	270	440	.6136
5.	Josh McRoberts, 2006	15	190	.605
6.	Elton Brand, 1998	100	169	.592
7.	Wendell Carter, Jr., 2018	179	319	.561
8.	Kenny Dennard, 1978	140	254	.551
9.	Jim Spanarkel, 1976 (†-13)	120	219	.548
10.	Gene Banks, 1978	238	451	.528

Minimum 100 field goals made

3-POINT FIELD GOALS MADE

Rk	Name, Year	3FG
1.	Gary Trent, Jr., 2018	97
2.	J.J. Redick, 2003	95
3.	Brandon Ingram, 2016	80
4.	Jason Williams, 2000	73
5.	Jon Scheyer, 2007	61
6.	Trajan Langdon, 1995	59
7.	Austin Rivers, 2012	58
8.	Luke Kennard, 2016	55
9.	Kyle Singler, 2008	51
	Frank Jackson, 2017	51

3-POINT FIELD GOAL ATTEMPTS

Rk	Name, Year	3FGA
1.	Gary Trent, Jr., 2018	241
2.	J.J. Redick, 2003	238
3.	Jason Williams, 2000	206
4.	Brandon Ingram, 2016	195
5.	Luke Kennard, 2016	172
6.	Jon Scheyer, 2007	167
7.	Austin Rivers, 2012	159
8.	Kyle Singler, 2008	150
9.	Trajan Langdon, 1995	138
10.	Rasheed Sulaimon, 2013	132

3-POINT FIELD GOAL PCT.

Rk	Name, Year	3FG	3FGA	Pct
1.	Daniel Ewing, 2002	32	70	.457
2.	Chris Collins, 1993	37	85	.435
3.	Trajan Langdon, 1995	59	138	.428
4.	Jeff Capel, 1994	32	76	.421
5.	Justise Winslow, 2015	46	110	.418
6.	Brandon Ingram, 2016	80	195	.410
7.	Gary Trent, Jr., 2018	97	241	.402
8.	J.J. Redick, 2003	95	238	.399
9.	Frank Jackson, 2017	51	129	.395
10.	Andre Dawkins, 2010	36	95	.379
	Tyus Jones, 2015	47	124	.379

Minimum 30 three-point field goals made

FREE THROWS MADE

Rk	Name, Year	FT
1.	Jabari Parker, 2014	160
2.	Tyus Jones, 2015	144
3.	Marvin Bagley III, 2018	131
4.	Wendell Carter, Jr., 2018	124
5.	Austin Rivers, 2012	121
6.	Jayson Tatum, 2017	118
7.	Brandon Ingram, 2016	116
8.	Carlos Boozer, 2000	115
	Jon Scheyer, 2007	115
10.	Corey Maggette, 1999	111

FREE THROW ATTEMPTS

Rk	Name, Year	FTA
1.	Jabari Parker, 2014	214
2.	Marvin Bagley III, 2018	209
3.	Jahlil Okafor, 2015	194
4.	Austin Rivers, 2012	184
5.	Brandon Ingram, 2016	170
6.	Wendell Carter, Jr., 2018	168
7.	Tyus Jones, 2015	162
8.	Justise Winslow, 2015	156
9.	Corey Maggette, 1999	155
	Carlos Boozer, 2000	155

FREE THROW PCT.

Rk	Name, Year	FT	FTA	Pct
1.	J.J. Redick, 2003	102	111	.919
2.	Kyrie Irving, 2011	64	71	.901
3.	Tyus Jones, 2015	144	162	.889
	Luke Kennard, 2016	88	99	.889
5.	Gary Trent, Jr., 2018	85	97	.876
6.	Jayson Tatum, 2017	118	139	.849
7.	Jon Scheyer, 2007	115	136	.846
8.	Taymon Domzalski, 1996	63	77	.818
9.	Mark Alarie, 1983	104	128	.813
10.	Rasheed Sulaimon, 2013	93	116	.802

Minimum 60 free throws made

REBOUNDS

Rk	Name, Year	G	Reb	Avg
1.	Marvin Bagley III, 2018	33	366	11.1
2.	Wendell Carter, Jr., 2018	37	335	9.1
3.	Jahlil Okafor, 2015	38	322	8.5
4.	Jabari Parker, 2014	35	306	8.7
5.	Gene Banks, 1978	34	292	8.6
6.	Mike Gminski, 1977	27	289	10.7
7.	Luol Deng, 2004	37	255	6.9
8.	Justise Winslow, 2015	39	252	6.5
9.	Brandon Ingram, 2016	36	244	6.8
10.	Shane Battier, 1998	36	230	6.4

REBOUND AVERAGE

Rk	Name, Year	G	Reb	Avg
1.	Marvin Bagley III, 2018	33	366	11.1
2.	Mike Gminski, 1977	27	289	10.7
3.	Wendell Carter, Jr., 2018	37	335	9.1
4.	Jabari Parker, 2014	35	306	8.7
5.	Gene Banks, 1978	34	292	8.6
6.	Jahlil Okafor, 2015	38	322	8.5
7.	Jayson Tatum, 2017	29	213	7.34
8.	Elton Brand, 1998	21	154	7.33
9.	Luol Deng, 2004	37	255	6.9
10.	Brandon Ingram, 2016	36	244	6.8

ASSISTS

Rk	Name, Year	G	Ast	Avg
1.	Bobby Hurley, 1990	38	288	7.6
2.	Jason Williams, 2000	34	220	6.5
3.	Tyus Jones, 2015	39	217	5.6
4.	Trevon Duval, 2018	37	207	5.6
5.	Greg Paulus, 2006	36	187	5.2
6.	Chris Duhon, 2001	39	174	4.5
7.	Tommy Amaker, 1984	34	163	4.8
8.	Johnny Dawkins, 1983	28	134	4.8
9.	Gene Banks, 1978	34	120	3.5
10.	Jeff Capel, 1994	34	108	3.2

ASSISTS PER GAME

Rk	Name, Years	G	Ast	Avg
1.	Bobby Hurley, 1990	38	288	7.6
2.	Jason Williams, 2000	34	220	6.5
3.	Trevon Duval, 2018	37	207	5.59
4.	Tyus Jones, 2015	39	217	5.56
5.	Greg Paulus, 2006	36	187	5.2
6.	Tommy Amaker, 1984	34	163	4.794
7.	Johnny Dawkins, 1983	28	134	4.786
8.	Chris Duhon, 2001	39	174	4.5
9.	Kyrie Irving, 2011	11	47	4.3
10.	Gene Banks, 1978	34	120	3.5

BLOCKED SHOTS

Rk	Name, Year	G	Blk	Avg
1.	Mike Gminski, 1977	27	90	3.3
2.	Wendell Carter, Jr., 2018	37	76	2.1
3.	Jahlil Okafor, 2015	38	54	1.4
4.	Shane Battier, 1998	36	53	1.5
5.	Shelden Williams, 2003	33	52	1.6
6.	Brandon Ingram, 2016	36	49	1.4
7.	Josh McRoberts, 2006	36	46	1.3
8.	Jabari Parker, 2014	35	43	1.2
9.	Luol Deng, 2004	37	39	1.1
10.	Cherokee Parks, 1992	34	35	1.0

BLOCKED SHOTS PER GAME

Rk	Name, Year	G	Blk	Avg
1.	Mike Gminski, 1977	27	90	3.3
2.	Wendell Carter, Jr., 2018	37	76	2.1
3.	Shelden Williams, 2003	33	52	1.6
4.	Shane Battier, 1998	36	53	1.5
5.	Jahlil Okafor, 2015	38	54	1.42
6.	Brandon Ingram, 2016	36	49	1.36
7.	Elton Brand, 1998	21	27	1.286
8.	Josh McRoberts, 2006	36	46	1.278
9.	Jabari Parker, 2014	35	43	1.23
10.	Jayson Tatum, 2017	29	33	1.14

STEALS

Rk	Name, Year	G	St	Avg
1.	Jason Williams, 2000	34	81	2.4
2.	Chris Duhon, 2001	39	77	2.0
3.	Bobby Hurley, 1990	38	67	1.8
4.	Tommy Amaker, 1984	34	64	1.9
5.	Tyus Jones, 2015	39	59	1.5
6.	Trevon Duval, 2018	37	54	1.5
7.	Greg Paulus, 2006	36	56	1.6
8.	Justise Winslow, 2015	39	52	1.3
9.	Grant Hill, 1991	36	51	1.4
	Shane Battier, 1998	36	51	1.4

Freshman Season Records

STEALS PER GAME

Rk	Name, Years	G	St	Avg
1.	Jason Williams, 2000	34	81	2.4
2.	Chris Duhon, 2001	39	77	1.97
3.	Jim Spanarkel, 1976	23	45	1.96
4.	Tommy Amaker, 1984	34	64	1.88
5.	Bobby Hurley, 1990	38	67	1.76
6.	Greg Paulus, 2006	36	56	1.56
7.	Elton Brand, 1998	21	32	1.52
8.	Tyus Jones, 2015	39	59	1.51
9.	Trevon Duval, 2018	37	54	1.46
10.	Grant Hill, 1991	36	51	1.42
	Shane Battier, 1998	36	51	1.42

ASSIST-TO-TURNOVER RATIO

Rk	Name, Years	A	TO	A:TO
1.	Tyus Jones, 2015	217	76	2.86
2.	Chris Duhon, 2001	174	61	2.85
3.	Trevon Duval, 2018	207	102	2.03
4.	Steve Wojciechowski, 1995	81	42	1.93
5.	Bobby Hurley, 1990	288	166	1.73
6.	Tommy Amaker, 1984	163	101	1.61
7.	Jeff Capel, 1994	108	68	1.59
8.	Greg Paulus, 2006	187	118	1.585
9.	Jason Williams, 2000	220	139	1.583
10.	Derryck Thornton, 2016	93	59	1.57

minimum 20 games played and 2.0 assist per game

TURNOVERS

Rk	Name, Years	TO
1.	Bobby Hurley, 1990	166
2.	Jason Williams, 2000	139
3.	Gene Banks, 1978	134
4.	Greg Paulus, 2006	118
5.	Johnny Dawkins, 1983	103
6.	Trevon Duval, 2018	102
7.	Tommy Amaker, 1984	101
8.	Jahlil Okafor, 2015	95
9.	Kenny Dennard, 1978	84
10.	Luol Deng, 2004	83

DUNKS

Rk	Name, Year	DUNKS
1.	Marvin Bagley III, 2018	98
2.	Jahlil Okafor, 2015	64
3.	Jabari Parker, 2014	61
4.	Wendell Carter, Jr., 2018	58
5.	Josh McRoberts, 2006	51
6.	Carlos Boozer, 2000	40
7.	Grant Hill, 1991	33
8.	Corey Maggette, 1999	29
9.	Luol Deng, 2004	28
10.	Chris Carrawell, 1997	24
	Mason Plumlee, 2010	24

GAMES PLAYED

Rk	Name, Year	GP
1.	Danny Ferry, 1986	40
2.	Corey Maggette, 1999	39
	Chris Duhon, 2001	39
	Tyus Jones, 2015	39
	Justise Winslow, 2015	39
6.	Bobby Hurley, 1990	38
	Bill McCaffrey, 1990	38
	Andre Dawkins, 2010	38
	Jahlil Okafor, 2015	38
10.	Luol Deng, 2004	37
	Wendell Carter, Jr., 2018	37
	Trevon Duval, 2018	37
	Gary Trent, Jr., 2018	37

GAMES STARTED

Rk	Name, Year	GS
1.	Tyus Jones, 2015	39
	Justise Winslow, 2015	39
3.	Bobby Hurley, 1990	38
	Jahlil Okafor, 2015	38
5.	Wendell Carter, Jr., 2018	37
	Gary Trent, Jr., 2018	37
7.	Jabari Parker, 2014	35
8.	Kenny Dennard, 1978	34
	Tommy Amaker, 1984	34
	Jason Williams, 2000	34
	Kyle Singler, 2008	34
	Brandon Ingram, 2016	34

MINUTES PLAYED

Rk	Name, Year	Min
1.	Tyus Jones, 2015	1,322
2.	Bobby Hurley, 1990	1,268
3.	Gary Trent, Jr., 2018	1,253
4.	Brandon Ingram, 2016	1,246
5.	Tommy Amaker, 1984	1,235
6.	Greg Paulus, 2006	1,163
7.	Jason Williams, 2000	1,157
8.	Luol Deng, 2004	1,149
9.	Jahlil Okafor, 2015	1,143
10.	Gene Banks, 1978	1,135
	Justise Winslow, 2015	1,135

MINUTES PER GAME

Rk	Name, Year	G	Min	Avg
1.	Tommy Amaker, 1984	34	1,235	36.3
2.	Johnny Dawkins, 1983	28	1,002	35.8
3.	Mike Gminski, 1977	27	938	34.7
4.	Brandon Ingram, 2016	36	1,246	34.6
5.	Jason Williams, 2000	34	1,157	34.0
6.	Tyus Jones, 2015	39	1,322	33.9
7.	Marvin Bagley, III, 2018	33	1,118	33.88
8.	Gary Trent, Jr., 2018	37	1,253	33.86
9.	Jon Scheyer, 2007	33	1,112	33.7
10.	Gene Banks, 1978	34	1,135	33.4

DOUBLE-FIGURE SCORING GAMES

Rk	Name, Year	No
1.	Jahlil Okafor, 2015	35
2.	Jabari Parker, 2014	33
3.	Marvin Bagley III, 2018	32
4.	Gene Banks, 1978	31
	Luol Deng, 2004	31
	Brandon Ingram, 2016	31
7.	Jason Williams, 2000	30
	Austin Rivers, 2012	30
	Justise Winslow, 2015	30
	Wendell Carter, Jr., 2018	30

DOUBLE-DOUBLES

Rk	Name, Year	No
1.	Marvin Bagley III, 2018	22
2.	Wendell Carter, Jr., 2018	16
3.	Jabari Parker, 2014	14
	Gene Banks, 1978	14
5.	Mike Gminski, 1977	12
6.	Jahlil Okafor, 2015	11
7.	Brandon Ingram, 2016	8
8.	Justise Winslow, 2015	7
9.	Shelden Williams, 2003	6
	Luol Deng, 2004	6

TRIPLE-DOUBLES

Rk	Name, Years	No
1.	Gene Banks, 1978	1

vs. Lehigh, 1/9/1978 (13 points, 12 rebounds, 11 assists)

MOST 20-POINT GAMES

Rk	Name, Year	No
1.	Jabari Parker, 2014	18
2.	Marvin Bagley III, 2018	17
3.	Jahlil Okafor, 2015	14
	Brandon Ingram, 2016	14
5.	Gene Banks, 1978	11
6.	Mike Gminski, 1977	10
7.	Johnny Dawkins, 1983	9
	J.J. Redick, 2003	9
9.	Carlos Boozer, 2000	8
	Luol Deng, 2004	8

MOST 10-REBOUND GAMES

Rk	Name, Year	No
1.	Marvin Bagley III, 2018	22
2.	Wendell Carter, Jr., 2018	16
3.	Mike Gminski, 1977	15
4.	Jabari Parker, 2014	14
	Gene Banks, 1978	14
6.	Jahlil Okafor, 2015	11
7.	Shelden Williams, 2003	8
	Justise Winslow, 2015	8
	Brandon Ingram, 2016	8
10.	Luol Deng, 2004	6

MOST 15-REBOUND GAMES

Rk	Name, Year	No
1.	Marvin Bagley III, 2018	8
2.	Mike Gminski, 1977	6
3.	Jahlil Okafor, 2015	3
	Wendell Carter, Jr., 2018	3
5.	Jabari Parker, 2014	2

MOST 10-ASSIST GAMES

Rk	Name, Year	No
1.	Bobby Hurley, 1990	9
2.	Jason Williams, 2000	7

MOST 5-BLOCKED SHOTS GAMES

Rk	Name, Year	No
1.	Mike Gminski, 1977	6
2.	Antonio Lang, 1991	2

Freshman Game Records

POINTS

Rk	Name vs. Opponent, Date	Pts
1.	J.J. Redick vs. Virginia, 1/15/2003	34
	Marvin Bagley III vs. Texas, 11/24/17	34
3.	Marvin Bagley III vs. Notre Dame, 3/8/2018	33
4.	Marvin Bagley III vs. Florida State, 12/30/2017	32
5.	Johnny Dawkins at Maryland, 1/15/1983	31
	Kyrie Irving vs. Michigan State, 12/1/2010	31
	Marvin Bagley III vs. NC State, 1/6/2018	31
8.	J.J. Redick vs. NC State, 3/16/2003	30
	Jabari Parker vs. North Carolina, 3/8/2014	30
	Jahlil Okafor at Virginia Tech, 2/25/2015	30
	Luke Kennard vs. Notre Dame, 1/16/2016	30
	Marvin Bagley III vs. Florida, 11/26/2017	30
	Marvin Bagley III vs. Wake Forest, 1/13/2018	30
	Gary Trent, Jr. at Miami, 1/15/2018	30
	Marvin Bagley III vs. Virginia, 1/27/2018	30
16.	Johnny Dawkins vs. Stetson, 2/16/1983	29
	Austin Rivers at North Carolina, 2/8/2012	29
	Jabari Parker at Boston College, 2/8/2014	29

Active, Game: Alex O'Connell vs. Wake Forest, 1/13/2018 - 13
 Coach K Era, Game: J.J. Redick vs. Virginia, 1/15/2003;
 Marvin Bagley III vs. Texas, 11/24/2017 - 34
 ACC Play, Game: J.J. Redick vs. Virginia, 1/15/2003 - 34
 Postseason, Game: Marvin Bagley III vs. Notre Dame, 3/8/2018 - 33
 ACC Tournament, Game: Marvin Bagley III vs. Notre Dame, 3/8/2018 - 33
 NCAA Tournament, Game: Kyrie Irving vs. Arizona, 3/24/2011 - 28
 Cameron Indoor Stadium, Game: J.J. Redick vs. Virginia, 1/15/2003 - 34
 In a Season Opener: Marvin Bagley III vs. Elon, 11/20/2017 - 25
 In a Conference Opener: Jahlil Okafor vs. Boston College, 1/3/2015 - 28
 Off the Bench: Kyrie Irving vs. Arizona, 3/24/2011 - 28

FIELD GOALS MADE

Rk	Name vs. Opponent, Date	FG
1.	Marvin Bagley III vs. Notre Dame, 3/8/2018	15
2.	Mike Gminski at Wake Forest, 1/19/1977	13
	Jahlil Okafor at Virginia Tech, 2/25/2015	13
	Jahlil Okafor vs. Notre Dame, 3/13/2015	13
	Marvin Bagley III vs. Florida State, 12/30/2017	13
	Marvin Bagley III vs. Virginia, 1/27/2018	13
7.	Gene Banks vs. Washington College, 11/29/1977	12
	Gene Banks at North Carolina, 2/25/1978	12
	Johnny Dawkins vs. Maryland, 2/21/1983	12
	Luol Deng vs. North Carolina, 3/6/2004	12
	Jabari Parker at Boston College, 2/8/2014	12
	Jahlil Okafor vs. Furman, 11/26/2014	12
	Jahlil Okafor vs. Toledo, 12/29/2014	12
	Jahlil Okafor vs. San Diego State, 3/22/2015	12
	Marvin Bagley III vs. Elon, 11/10/2017	12
	Marvin Bagley III vs. Texas, 11/24/2017	12

MOST FIELD GOALS MADE (NO MISSES)

Rk	Name vs. Opponent, Date	FG
1.	Mike Gminski vs. Johns Hopkins, 11/30/1976	10
2.	Carlos Boozer at NC State, 2/19/2000	7
3.	Jim Spanarkel at Wake Forest, 2/4/1976	6
	Tommy Amaker vs. Massachusetts, 12/12/1983	6
	Alaa Abdelnaby at North Carolina, 2/26/1987	6
	Christian Laettner vs. Arizona, 2/26/1989	6
	Cherokee Parks vs. Harvard, 11/30/1991	6
	Wendell Carter, Jr. vs. Rhode Island, 3/17/2018	6
9.	11x; last by Jahlil Okafor at Florida State, 2/9/2015	5

FIELD GOALS ATTEMPTED

Rk	Name vs. Opponent, Date	FG
1.	Johnny Dawkins vs. Maryland, 2/21/1983	26
2.	Mike Gminski at Wake Forest, 1/19/1977	24
	Jabari Parker vs. Virginia, 3/16/2014	24
4.	Marvin Bagley III vs. Notre Dame, 3/8/2018	23
5.	Gene Banks at La Salle, 1/21/1978	22
	Brandon Ingram vs. Virginia, 2/13/2016	22
	Jayson Tatum vs. Elon, 12/21/2016	22
8.	Kyle Singler at Virginia, 3/5/2008	21
	Marvin Bagley III vs. Wake Forest, 1/13/2018	21
10.	12x; last by Marvin Bagley III vs. Florida, 11/26/2017	20

3-POINT FIELD GOALS MADE

Rk	Name vs. Opponent, Date	3FG
1.	Trajan Langdon at North Carolina, 3/4/1995	6
	J.J. Redick at Georgia Tech, 2/26/2003	6
	Taylor King vs. Eastern Kentucky, 11/25/2007	6
	Kyle Singler vs. Maryland, 2/13/2008	6
	Andre Dawkins vs. Radford, 11/21/2009	6
	Austin Rivers at North Carolina, 2/8/2012	6
	Rasheed Sulaimon vs. Maryland, 2/16/2013	6
	Luke Kennard vs. NC State, 2/6/2016	6
	Jayson Tatum at Virginia, 2/15/2017	6
	Gary Trent, Jr. at Boston College, 12/9/2017	6
	Gary Trent, Jr. vs. Wake Forest, 1/13/2018	6
	Gary Trent, Jr. at Miami, 1/15/2018	6
	Gary Trent, Jr. vs. Notre Dame, 1/29/2018	6
14.	14x; last by Gary Trent, Jr. vs. Virginia Tech, 2/14/2018	5

3-POINT FIELD GOAL ATTEMPTS

Rk	Name vs. Opponent, Date	3FGA
1.	J.J. Redick at Florida State, 2/2/2003	13
	Gary Trent, Jr. at Boston College, 12/9/2017	13
3.	J.J. Redick at North Carolina, 3/9/2003	11
	J.J. Redick vs. Kansas, 3/27/2003	11
	Taylor King vs. Eastern Kentucky, 11/25/2007	11
	Andre Dawkins vs. Coastal Carolina, 11/16/2009	11
	Luke Kennard vs. NC State, 2/6/2015	11
8.	13x; last by Gary Trent, Jr. vs. Kansas, 3/25/2018	10

3-POINT FIELD GOAL PCT.

Rk	Name vs. Opponent, Date	Pct
1.	J.J. Redick at Georgia Tech, 2/26/2003	[6-of-7] .857
	Jayson Tatum at Virginia, 2/15/2017	[6-of-7] .857
	Gary Trent, Jr. vs. Wake Forest, 1/13/2018	[6-of-7] .857
4.	Chris Duhon at Virginia, 2/14/2001	[5-of-6] .833
	J.J. Redick vs. Virginia, 1/15/2003	[5-of-6] .833
6.	Trajan Langdon vs. George Washington, 12/6/1994	[4-of-5] .800
	Luol Deng vs. Pacific, 11/27/2003	[4-of-5] .800
	Greg Paulus at Maryland, 2/11/2006	[4-of-5] .800
	Grayson Allen vs. Wake Forest, 3/4/2015	[4-of-5] .800
	Luke Kennard vs. Utah State, 11/29/2015	[4-of-5] .800
	Gary Trent, Jr. vs. Elon, 11/10/2017	[4-of-5] .800
	Trevon Duval vs. Iona, 3/15/2018	[4-of-5] .800
13.	Andre Dawkins vs. Radford, 11/21/2009	[6-of-8] .750
	Rasheed Sulaimon vs. Maryland, 2/16/2013	[6-of-8] .750

Minimum five three-point attempts

FREE THROWS MADE

Rk	Name vs. Opponent, Date	FT
1.	Jahlil Okafor vs. Boston College, 1/3/2015	14
2.	Kyrie Irving vs. Michigan State, 12/1/2011	13
3.	Rasheed Sulaimon vs. Michigan State, 3/29/2013	12
	Tyus Jones at North Carolina, 3/7/2015	12
	Luke Kennard vs. Utah, 12/19/2015	12
6.	Elton Brand vs. Chaminade, 11/24/1997	11
	Elton Brand vs. UNC-Greensboro, 12/3/1997	11
	J.J. Redick vs. Virginia, 1/15/2003	11
	J.J. Redick vs. NC State, 3/16/2003	11
	Jon Scheyer at Miami, 1/14/2007	11
	Austin Rivers vs. Virginia Tech, 2/25/2012	11

MOST FREE THROWS MADE (NO MISSES)

Rk	Name vs. Opponent, Date	FT
1.	Tyus Jones at North Carolina, 3/7/2015	12
2.	J.J. Redick vs. Virginia, 1/15/2003	11
	Jon Scheyer at Miami, 1/14/2007	11
4.	Bobby Hurlley at Northwestern, 12/2/1989	10
	Tyus Jones at St. John's, 1/25/2015	10
6.	Bill McCaffrey vs. Canisius, 11/29/1989	9
	Tyus Jones vs. Toledo, 12/29/2014	9
	Luke Kennard at Wake Forest, 1/6/2016	9
9.	Jay Bilas at Wake Forest, 2/19/1983	8
	Bobby Hurlley vs. Clemson, 1/31/1990	8
	J.J. Redick at Clemson, 1/5/2003	8
	Kyle Singler vs. Marquette, 11/21/2007	8
	Jayson Tatum vs. Florida, 12/6/2016	8
	Wendell Carter, Jr. at St. John's, 2/3/2018	8

FREE THROW ATTEMPTS

Rk	Name vs. Opponent, Date	FTA
1.	Austin Rivers vs. Virginia Tech, 2/25/2012	17
	Jahlil Okafor vs. Boston College, 1/3/2015	17
3.	Elton Brand vs. Chaminade, 11/24/1997	16
	Kyrie Irving vs. Michigan State, 12/1/2010	16
5.	Grant Hill vs. Notre Dame, 11/23/1990	14
	Shelden Williams vs. Army, 11/23/2002	14
	Rasheed Sulaimon vs. Maryland, 2/16/2013	14
8.	Mike Gminski vs. St. Joseph's, 2/12/1977	13
	Elton Brand vs. UNC-Greensboro, 12/3/1997	13
	Shavlik Randolph vs. Army, 11/23/2002	13
	Brian Zoubek vs. Columbia, 11/12/2006	13
	Luke Kennard vs. Utah, 12/19/2015	13
	Marvin Bagley III vs. Texas, 11/24/2017	13
	Wendell Carter, Jr. at Wake Forest, 1/23/2018	13

REBOUNDS

Rk	Name vs. Opponent, Date	Reb
1.	Marvin Bagley III vs. Florida State, 12/30/2017	21
2.	Jahlil Okafor vs. Elon, 12/15/2014	20
3.	Mike Gminski vs. Clemson, 1/12/1977	17
	Gene Banks vs. Wake Forest, 1/18/1978	17
	Shelden Williams vs. Florida State, 3/6/2003	17
	Jahlil Okafor at Notre Dame, 1/28/2015	17
	Marvin Bagley III vs. Notre Dame, 3/8/2018	17
8.	Mike Gminski vs. Rice, 12/30/1976	16
	Mike Gminski at Duquesne, 1/31/1977	16
	Mike Gminski vs. Clemson, 3/19/1977	16
	Kenny Dennard at La Salle, 1/21/1978	16
	Luol Deng vs. Maryland, 3/14/2004	16
	Jabari Parker at Boston College, 2/8/2014	16
	Wendell Carter, Jr. vs. Florida State, 12/30/2017	16
	Marvin Bagley III vs. North Carolina, 2/8/2018	16

Active, Game: Javin DeLaurier vs. Marist, 11/11/2016 - 8
 Coach K Era, Game: Marvin Bagley III vs. Florida State, 12/30/2017 - 21
 ACC Play, Game: Marvin Bagley III vs. Florida State, 12/30/2017 - 21
 ACC Tournament, Game: Marvin Bagley III vs. Notre Dame, 3/8/2018 - 17
 NCAA Tournament, Game: Elton Brand vs. Syracuse, 3/20/1998 - 14
 Cameron Indoor Stadium, Game: Marvin Bagley III vs. Florida State, 12/30/2017 - 21

OFFENSIVE REBOUNDS

Rk	Name vs. Opponent, Date	Reb
1.	Marvin Bagley III vs. Florida State, 12/30/2017	11
2.	Jabari Parker vs. Florida State, 1/25/2014	10
	Jahlil Okafor vs. Elon, 12/15/2014	10
4.	Kyle Singler vs. Princeton, 11/19/2007	9
	Marvin Bagley III at Pittsburgh, 1/10/2018	9
6.	Kenny Dennard at La Salle, 1/21/1978	8
	Elton Brand vs. Syracuse, 3/20/1998	8
	Carlos Boozer vs. Kansas, 3/19/2000	8
	Jahlil Okafor vs. Miami, 1/13/2015	8
	Brandon Ingram vs. Georgia Southern, 12/15/2015	8

DEFENSIVE REBOUNDS

Rk	Name vs. Opponent, Date	Reb
1.	Marvin Bagley III vs. Notre Dame, 3/8/2018	13
2.	Luol Deng vs. Maryland, 3/14/2004	12
	Josh McRoberts vs. George Washington, 3/18/2006	12
	Jahlil Okafor at Notre Dame, 1/28/2015	12
	Justise Winslow vs. Clemson, 2/21/2015	12
	Wendell Carter, Jr. at Miami, 1/15/2018	12
	Wendell Carter, Jr. vs. Virginia, 1/27/2018	12
8.	Shelden Williams vs. Florida State, 3/6/2003	11
	Kyle Singler at Davidson, 12/1/2007	11
	Jabari Parker at Boston College, 2/8/2014	11
	Jabari Parker at Georgia Tech, 2/18/2014	11
	Justise Winslow vs. Robert Morris, 3/20/2015	11
	Justise Winslow vs. San Diego State, 3/22/2015	11
	Jayson Tatum at Notre Dame, 1/30/2017	11
	Marvin Bagley III vs. Texas, 11/24/2017	11
	Marvin Bagley III at Miami, 1/15/2018	11
	Marvin Bagley III at North Carolina, 2/8/2018	11

Freshman Game Records

ASSISTS

Rk	Name vs. Opponent, Date	Ast
1.	Greg Paulus vs. Valparaiso, 12/18/2005	15
2.	Bobby Hurley vs. Georgia Tech, 1/28/1990	13
	Bobby Hurley at NC State, 2/21/1990	13
	Jason Williams vs. Virginia, 2/5/2000	13
	Jason Williams vs. St. John's, 2/26/2000	13
	Chris Duhon vs. N.C. A&T, 12/30/2000	13
7.	Jim Spanarkel vs. East Carolina, 12/10/1975	12
	Bobby Hurley vs. NC State, 1/24/1990	12
	Chris Duhon at Temple, 12/2/2000	12
	Tyus Jones at Florida State, 2/9/2015	12
	Trevon Duval vs. Utah Valley, 11/11/2017	12

Active, Game: Jordan Goldwire vs. Evansville, 12/20/2017 - 7
 Coach K Era, Game: Greg Paulus vs. Valparaiso, 12/18/2005 - 15
 ACC Play, Game: Bobby Hurley vs. Georgia Tech, 1/28/1990 - 13;
 Bobby Hurley at NC State, 2/21/1990 - 13; Jason Williams vs. Virginia, 2/5/2000 - 13
 Postseason, Game: Jason Williams vs. Wake Forest, 3/11/2000 - 11
 ACC Tournament, Game: Jason Williams vs. Wake Forest, 3/11/2000 - 11
 NCAA Tournament, Game: 3x; last by Chris Duhon vs. Monmouth, 3/25/2001 - 9
 Cameron Indoor Stadium, Game: Greg Paulus vs. Valparaiso, 12/18/2005 - 15

BLOCKED SHOTS

Rk	Name vs. Opponent, Date	Blk
1.	Mike Gminski at Davidson, 1/5/1977	9
2.	Mike Gminski vs. Connecticut, 12/14/1976	8
3.	Mike Gminski vs. Johns Hopkins, 11/30/1976	7
	Mike Gminski at Tennessee, 12/7/1976	7
5.	Antonio Lang vs. East Carolina, 11/26/1990	6
	Antonio Lang vs. Michigan, 12/8/1990	6
	Shelden Williams vs. Maryland, 2/19/2003	6
	Jabari Parker vs. East Carolina, 11/19/2013	6
	Brandon Ingram vs. Virginia Tech, 1/9/2016	6
	Wendell Carter, Jr. vs. Southern, 11/17/2017	6
11.	Mike Gminski vs. NC State, 11/27/1976	5
	Mike Gminski vs. Washington, 12/4/1976	5
	Taymon Domzalski vs. Maryland, 1/28/1996	5
	Casey Sanders vs. Army, 11/20/1999	5

Active, Game: Marques Bolden at Miami, 2/25/2017 - 3
 Coach K Era, Game: 5x, last by Brandon Ingram vs. Virginia Tech, 1/9/2016 - 6
 ACC Play, Game: 3x, last by Wendell Carter, Jr. vs. Southern, 11/17/2017 - 6
 Postseason, Game: 3x; last by Wendell Carter, Jr. vs. North Carolina, 3/7/2018 - 4
 ACC Tournament, Game: Luol Deng vs. Virginia, 3/12/2004 - 4;
 Wendell Carter, Jr. vs. North Carolina, 3/7/2018 - 4
 NCAA Tournament, Game: Josh McRoberts vs. Southern, 3/16/2006 - 4
 Cameron Indoor Stadium, Game: Mike Gminski vs. Johns Hopkins, 11/30/1976 - 7

STEALS

Rk	Name vs. Opponent, Date	St
1.	Shane Battier vs. Davidson, 11/20/1997	7
2.	Tommy Amaker vs. Appalachian State, 1/11/1984	6
	Grant Hill vs. Iowa, 3/16/1991	6
	Jason Williams vs. DePaul, 12/4/1999	6
	Chris Duhon vs. Illinois, 11/28/2000	6
	Justise Winslow vs. Wake Forest, 3/4/2015	6
	Trevon Duval vs. Michigan State, 11/14/2017	6
8.	15x; last by Trevon Duval vs. Louisville, 2/21/2018	5

Active, Game: Jordan Goldwire vs. Evansville, 12/20/2017 - 3
 Coach K Era, Game: Shane Battier vs. Davidson, 11/20/1997 - 7
 ACC Play, Game: Justise Winslow vs. Wake Forest, 3/4/2015 - 6
 Postseason, Game: Grant Hill vs. Iowa, 3/16/1991 - 6
 ACC Tournament, Game: Greg Paulus vs. Boston College, 3/12/2006 - 5;
 Chris Duhon vs. Maryland, 3/10/2001 - 5;
 Christian Laettner vs. Wake Forest, 3/10/1989 - 5
 NCAA Tournament, Game: Grant Hill vs. Iowa, 3/16/1991 - 6
 Cameron Indoor Stadium, Game: Shane Battier vs. Davidson, 11/20/1997 - 7

TRIPLE-DOUBLES

Rk	Name, Years	No
1.	Gene Banks, 1978	1
	vs. Lehigh, 1/9/1978 (13 points, 12 rebounds, 11 assists)	

MINUTES PLAYED

Rk	Name vs. Opponent, Date	Min
1.	Tommy Amaker at North Carolina, 3/3/1984	49
2.	Todd Anderson vs. Clemson, 2/24/1982	46
3.	Tommy Amaker vs. Wake Forest, 2/18/1984	45
	Jason Williams vs. DePaul, 12/4/1999	45
	Tyus Jones at Virginia Tech, 2/25/2015	45
6.	Jim Spanarkel vs. Wake Forest, 1/21/1976	44
	Tommy Amaker vs. Georgia Tech, 3/9/1984	44
	Jon Scheyer vs. Virginia Tech, 1/6/2007	44
	Marvin Bagley III vs. Kansas, 3/25/2018	44
	Gary Trent, Jr. vs. Kansas, 3/25/2018	44
11.	Bobby Hurley vs. Connecticut, 3/24/1990	43
	Bobby Hurley vs. NC State, 1/24/1990	43
	Jason Williams at North Carolina, 2/3/2000	43
	Luol Deng vs. Maryland, 3/14/2004	43
	Jon Scheyer vs. NC State, 3/8/2007	43
	Austin Rivers vs. Miami, 2/5/2012	43
	Tyus Jones vs. North Carolina, 2/18/2015	43
	Trevon Duval vs. Kansas, 3/25/2018	43
19.	Bobby Hurley at Maryland, 2/10/1990	42
	Brandon Ingram vs. Utah, 12/19/2015	42
	Derryck Thornton vs. Utah, 12/19/2015	42
22.	Mike Gminski vs. Clemson, 1/12/1977	41
	Jason Williams at Virginia, 1/5/2000	41
	Luol Deng at North Carolina, 2/5/2004	41
	Austin Rivers vs. Virginia Tech, 2/25/2012	41
	Jahlil Okafor vs. North Carolina, 2/18/2015	41

FEWEST FIELD GOAL ATTEMPTS (MINIMUM 20 POINTS)

Rk	Player vs. Opponent, Date	FGA	Pts
1.	Jon Scheyer at Miami, 1/14/2007	8	25
	(5-8 FG, 4-6 3FG, 11-11 FT)		
2.	Elton Brand vs. Chaminade, 11/24/1997	9	23
	(6-9 FG, 11-16 FT)		
	Elton Brand vs. UNC-Greensboro, 12/3/1997	9	23
	(6-9 FG, 11-13 FT)		
	Corey Maggette vs. UNC-Greensboro, 12/30/1998	9	22
	(6-9 FG, 3-5 3FG, 7-8 FT)		
	Andre Dawkins vs. Radford, 11/21/2009	9	20
	(7-9 FG, 6-8 3FG)		
	Rasheed Sulaimon vs. Creighton, 3/24/2013	9	21
	(5-9 FG, 3-5 3FG, 8-10 FT)		
	Luke Kennard vs. Utah State, 11/29/2015	9	22
	(7-9 FG, 4-5 3FG, 4-5 FT)		
	Luke Kennard vs. Utah, 12/19/2015	9	24
	(5-9 FG, 2-5 3FG, 12-13 FT)		
	Jayson Tatum vs. Boston College, 1/7/2017	9	21
	(6-9 FG, 1-2 3FG, 9-10 FT)		
	Wendell Carter, Jr. vs. Southern, 11/17/2017	9	20
	(7-9 FG, 1-1 3FG, 5-7 FT)		
	Wendell Carter, Jr. at Wake Forest, 1/23/2018	9	23
	(6-9 FG, 1-2 3FG, 10-13 FT)		

FEWEST FIELD GOAL ATTEMPTS (MINIMUM 30 POINTS)

Rk	Player vs. Opponent, Date	FGA	Pts
1.	Kyrie Irving vs. Michigan State, 12/1/2010	12	31
	(8-12 FG, 2-3 3FG, 13-16 FT)		
	J.J. Redick vs. NC State, 3/16/2003	12	30
	(7-12 FG, 5-10 3FG, 11-12 FT)		
3.	J.J. Redick vs. Virginia, 1/15/2003	13	34
	(9-13 FG, 5-6 3FG, 11-11 FT)		
4.	Marvin Bagley III at NC State, 1/6/2018	14	31
	(11-14 FG, 0-1 3FG, 9-11 FT)		
5.	Luke Kennard vs. Notre Dame, 1/16/2016	15	30
	(10-15 FG, 4-6 3FG, 6-7 FT)		
6.	Johnny Dawkins at Maryland, 1/15/1983	16	31
	(11-16 FG, 4-6 3FG, 5-8 FT)		

MOST POINTS (100 PCT. EFFICIENCY)

Rk	Player vs. Opponent, Date	Pts
1.	Josh McRoberts vs. Wake Forest, 2/14/2006	16
	(5-5 FG, 1-1 3FG, 5-5 FT)	
2.	Kenny Dennard vs. Wake Forest, 12/3/1977	15
	(5-5 FG, 5-5 FT)	
3.	Mike Dunleavy vs. Clemson, 1/29/2000	13
	(5-5 FG, 3-3 3FG)	
4.	Greg Paulus vs. Seton Hall, 11/16/2005	12
	(4-4 FG, 2-2 3FG, 2-2 FT)	
	Andre Dawkins at Wisconsin, 12/2/2009	12
	(4-4 FG, 4-4 3FG)	

POINTS OFF THE BENCH

Rk	Name vs. Opponent, Date	Pts
1.	Kyrie Irving vs. Arizona, 3/24/2011	28
2.	Taylor King vs. Eastern Kentucky, 11/25/2007	27
	Grayson Allen vs. Wake Forest, 3/5/2015	27
4.	Luke Kennard vs. NC State, 2/6/2016	26
5.	Luol Deng vs. North Carolina, 3/6/2004	25
6.	Gordon Carver at Washington & Lee, 2/9/1943	24
	Shavlik Randolph vs. Butler, 1/30/2003	24
	Luke Kennard vs. Utah, 12/19/2015	24
9.	Luke Kennard at Wake Forest, 1/6/2016	23
10.	6x; last by Jayson Tatum vs. Florida, 12/6/2016	22

Team Season Records

RECORD IN SEASON OPENERS

Overall	[.788] 89-24
Under Mike Krzyzewski	[.947] 36-2
ACC Openers	[.708] 46-19
ACC Openers Under Mike Krzyzewski	[.737] 28-10

30-PLUS WIN SEASONS

14
(1986, 1991, 1992, 1998, 1999, 2001, 2002, 2004, 2006, 2009, 2010, 2011, 2013, 2015)

20-PLUS WIN SEASONS

53	(last 29-8 in 2017-18)
----	------------------------

MOST VICTORIES

Two-Year Period	
1. 1998-99	69-6
2. 2010-11	67-10
3. 1991-92	66-9
1999-00	66-7
2001-02	66-8

Three-Year Period

1. ▲ 1999-01	101-11
2. 1998-00	98-11
3. 2009-11	97-17
4. 2000-02	95-13
1990-92	95-18

Four-Year Period

1. ◆ 1998-01	133-15
2. 1999-02	132-15
3. 2008-11	125-23
4. 2009-12	124-24
2010-13	124-23

HIGHEST WINNING PCT.

1. 1998-99	[.949]
2. 1991-92	[.944]
3. 1985-86	[.925]
4. 1941-42	[.916]
5. 1962-63	[.900]

Two-Year Period

1. 1998-99	[.920]
2. 1999-00	[.904]
3. 2001-02	[.892]
4. 1991-92	[.880]
5. 2000-01	[.877]

Three-Year Period

1. 1999-01	[.902]
2. 1998-00	[.899]
3. 2000-02	[.880]
4. 1997-99	[.861]
5. 2001-03	[.859]

Four-Year Period

1. 1998-01	[.899]
2. 1999-02	[.898]
3. 1997-00	[.859]
4. 2000-03	[.858]
5. 2001-04	[.854]

LOWEST WINNING PCT.

1. 1921-22	[.333]
1924-25	[.333]
3. 1981-82	[.370]
4. 1973-74	[.384]
5. 1982-83	[.393]

MOST GAMES PLAYED

1. 1985-86	40
2009-10	40
3. 1990-91	39
1998-99	39
2000-01	39
2014-15	39

MOST REGULAR SEASON GAMES

1. 1985-86	31
1990-91	31
2008-09	31
2009-10	31
2010-11	31
2011-12	31
2012-13	31
2013-14	31
2014-15	31
2015-16	31
2016-17	31
2017-18	31

MOST VICTORIES

1. ▲ 1985-86	37-3
▲ 1998-99	37-2
3. 2009-10	35-5
2000-01	35-4
2014-15	35-4
6. 1991-92	34-2
7. 1990-91	32-7
1997-98	32-4
2005-06	32-4
2010-11	32-5

MOST ACC VICTORIES

1. ▲ 1998-99	16-0
2. 1997-98	15-1
1999-2000	15-1
2014-15	15-3
5. 1962-63	14-0
1991-92	14-2
2005-06	14-2
2012-13	14-4

MOST LOSSES

1. 1994-95	13-18
2. 1981-82	10-17
1982-83	11-17
4. 1973-74	10-16
5. 1949-50	15-15

MOST ACC LOSSES

1. 1994-95	2-14
2. 1982-83	3-11
3. 1973-74	2-10
1974-75	2-10
1976-77	2-10
1981-82	4-10

FEWEST VICTORIES

1. 1905-06	2-3
1907-08	2-3
3. 1906-07	4-2
1909-10	4-4
1910-11	4-3
1924-25	4-8
1926-27	4-10

FEWEST ACC VICTORIES

1. 1973-74	2-10
1974-75	2-10
1976-77	2-10
1994-95	2-14
5. 1982-83	3-11
1975-76	3-9

FEWEST LOSSES

1. 1908-09	8-1
1911-12	6-1
3. 1906-07	4-2
1929-30	18-2
1941-42	22-2
1991-92	34-2
1998-99	37-2

FEWEST ACC LOSSES

1. ▲ 1962-63	14-0
▲ 1998-99	16-0
3. 1953-54	9-1
1963-64	13-1
1997-98	15-1
1999-00	15-1

CONSECUTIVE WINNING SEASONS

1. 1995-96 - Present	23
2. 1950-51 - 1971-72	22
3. 1927-28 - 1937-38	11
1983-84 - 1993-94	11
5. 1916-17 - 1920-21	5
1976-77 - 1980-81	5

CONSECUTIVE NON-LOSING SEASONS

1. 1939-40 - 1971-72	33
2. 1995-96 - Present	23
3. 1927-28 - 1937-38	11
1983-84 - 1993-94	11
5. 1908-09 - 1914-15	7

LONGEST WINNING STREAK

1. Dec. 2, 1998 - March 27, 1999 [3]	32
2. March 6, 2010 - Jan. 9, 2011 [6]	125
3. March 14, 1991 - Feb. 1, 1992 [1-7]	23
Feb. 26, 1992 - Jan. 6, 1993 [1-7]	323
5. March 4, 2001 - Jan. 2, 2002 [10]	422
6. Jan. 25, 1986 - March 29, 1986	21
7. Dec. 28, 1962 - March 16, 1963	20
8. Nov. 20, 1999 - Feb. 5, 2000	18
Dec. 3, 2003 - Feb. 11, 2004	18
10. Nov. 14, 2005 - Jan. 18, 2006	17

¹ - Last 10 of 2009-10 and first 15 of 2010-11

² - Last six of 1990-91 and first 17 of 1991-92

³ - Last 13 of 1991-92 and first 10 of 1992-93

⁴ - Last 10 of 2000-01 and first 12 of 2001-02

ACC WINNING STREAK

1. ▲ Feb. 8, 1998 - Feb. 9, 2000 [1]	31
2. Feb. 19, 1962 - Feb. 18, 1964 [3]	26
3. Dec. 4, 2005 - Feb. 22, 2006 [1-6]	14
4. Dec. 18, 1965 - Feb. 22, 1966	11
5. Feb. 27, 1991 - Feb. 5, 1992	10
Jan. 15, 2011 - Feb. 20, 2011	10

ACC HOME WINNING STREAK

1. Dec. 12, 1960 - Jan. 9, 1965	29
2. Jan. 18, 1997 - Feb. 9, 2000	26
3. Dec. 2, 2001 - Feb. 22, 2004	22
4. Feb. 22, 2009 - Jan. 19, 2012	20
5. Jan. 5, 2013 - Jan. 3, 2015	19

ACC ROAD WINNING STREAK

1. ▲ Feb. 8, 1998 - Feb. 14, 2001	24
2. Feb. 19, 1962 - Feb. 18, 1964	14
3. Jan. 7, 2012 - Feb. 28, 2012	8
4. Jan. 8, 2005 - Feb. 22, 2006	7
5. Feb. 29, 1964 - Feb. 23, 1965	6
Feb. 1, 1986 - Jan. 21, 1987	6

HOME COURT WINNING STREAK

1. ▲ Jan. 13, 1997 - Feb. 9, 2000	46
2. Feb. 22, 2009 - Jan. 19, 2012	45
3. Nov. 25, 2002 - Feb. 26, 2004	41
Nov. 9, 2012 - Jan. 3, 2015	41
5. Nov. 14, 1990 - Jan. 17, 1993	36

NON-ACC HOME WIN STREAK

1. Nov. 14, 2000 - Present	139
2. Feb. 2, 1983 - Dec. 2, 1995	95
3. Dec. 11, 1996 - Feb. 26, 2000	24
4. Dec. 2, 1973 - Dec. 3, 1975	18
Dec. 10, 1975 - Feb. 10, 1979	18

MOST WINS TO OPEN SEASON

1. 1991-92	17
2005-06	17
3. 1985-86	16
4. 2004-05	15
2010-11	15
2012-13	15
7. 2014-15	14
8. 1935-36	13
1988-89	13
10. 5x; last in 2002-03	12

LONGEST LOSING STREAK

1. Feb. 13, 1922 - March 1, 1922	8
2. Feb. 2, 1939 - Feb. 16, 1939	7
3. Jan. 17, 1925 - Feb. 7, 1925	6
Jan. 4, 1995 - Jan. 21, 1995	6
5. 8x; last Feb. 16, 1977 - March 3, 1977	5

LONGEST ACC LOSING STREAK

1. Jan. 4, 1995 - Feb. 4, 1995	9
2. Jan. 19, 1974 - Feb. 6, 1974	5
Jan. 24, 1976 - Feb. 18, 1976	5
Feb. 5, 1983 - Feb. 23, 1983	5
5. 10x; last Feb. 1, 2007 - Feb. 11, 2007	4

MOST POINTS

1. ▲ 1998-99	[39 games] 3,581
2. 2000-01	[39 games] 3,538
3. 1990-91	[39 games] 3,421
4. 1989-90	[38 games] 3,386
5. 1985-86	[40 games] 3,194

MOST POINTS ALLOWED

1. 1989-90	[38 games] 2,910
2. 1990-91	[39 games] 2,864
3. 2000-01	[39 games] 2,750
4. 1985-86	[40 games] 2,689
5. 1998-99	[39 games] 2,619

HIGHEST SCORING AVERAGE

1. 1964-65	92.4
2. 1998-99	91.8
3. 2000-01	90.7
4. 1989-90	89.1
5. 2001-02	88.9

HIGHEST OPPONENT SCORING AVG.

1. 1975-76	85.0
2. 1982-83	83.7
3. 1974-75	81.5
4. 1968-69	79.4
5. 1964-65	77.8

BEST SCORING DEFENSE (SINCE 1951)

1. 2009-10	61.0
2. 2006-07	62.0
3. 1959-60	63.2
4. 1997-98	64.1
5. 2014-15	64.2

HIGHEST AVG. SCORING MARGIN

1. ▲ 1998-99	24.6
2. 1997-98	21.5
3. 2000-01	20.2
4. 2001-02	19.7
5. 1988-89	16.7

MOST FIELD GOALS MADE

1. 1985-86	1,245
2. 1998-99	1,244
3. 1990-91	1,227
4. 2000-01	1,217
5. 1989-90	1,171

MOST FIELD GOALS ALLOWED

1. 1989-90	1,115
2. 1990-91	1,087
3. 1985-86	1,082
4. 1991-92	1,033
5. 2000-01	1,028

Team Season Records

MOST FIELD GOAL ATTEMPTS

1. 2000-01	2,530
2. 1950-51	2,514
3. 1985-86	2,429
4. 1998-99	2,422
5. 1990-91	2,401

MOST FIELD GOAL ATTEMPTS ALLOWED

1. 1998-99	2,486
2. 1989-90	2,473
3. 2000-01	2,471
4. 1950-51	2,454
5. 1990-91	2,445

HIGHEST FIELD GOAL PCT.

1. 1988-89	[1,163-2,166] .537
2. 1991-92	[1,108-2,069] .536
3. 1977-78	[1,123-2,131] .5270
4. 1984-85	[950-1,804] .5266
5. 1975-76	[968-1,853] .522

BEST FIELD GOAL DEFENSE

1. 1951-52	[757-2,282] .331
2. 1955-56	[581-1,617] .350
3. 1954-55	[651-1,824] .360
4. 1950-51	[889-2,454] .362
5. 1956-57	[651-1,723] .378

BEST FIELD GOAL DEFENSE (COACH K ERA)

1. 2004-05	[783-2,006] .390
2. 1998-99	[972-2,486] .391
3. 2009-10	[883-2,202] .401
4. 2017-18	[957-2,364] .4048
5. 2010-11	[896-2,212] .4051

MOST 3-POINT FG

1. ▲2000-01	407
2. 2015-16	328
3. 2013-14	316
4. 2016-17	311
5. 2017-18	309

MOST 3-POINT FG ALLOWED

1. 2017-18	279
2. 2015-16	226
3. 2000-01	207
4. 2014-15	199
5. 1999-2000	197

MOST 3-POINT FG ATTEMPTS

1. ▲2000-01	1,057
2. 2015-16	851
3. 2001-02	830
4. 2017-18	831
5. 2016-17	821

MOST 3-POINT FG ATTEMPTS ALLOWED

1. 2017-18	871
2. 2015-16	665
3. 2016-17	639
4. 1998-99	635
5. 2000-01	602

HIGHEST 3-POINT FG PCT.

1. 1991-92	[171-394] .434
2. 1982-83	[98-230] .426
3. 1986-87	[148-368] .402
4. 2012-13	[270-676] .399
5. 1992-93	[184-463] .397

BEST 3-POINT FG DEFENSE

1. 2009-10	[158-559] .283
2. 1992-93	[118-409] .289
3. 2012-13	[160-551] .290
4. 2016-17	[187-639] .293
5. 1993-94	[145-489] .297

MOST FREE THROWS MADE

1. ◆1989-90	888
2. 1998-99	800
3. 1990-91	791
4. 1991-92	780
5. 2000-01	697

MOST FREE THROW ATTEMPTS

1. 1989-90	1,165
2. 1998-99	1,135
3. 1990-91	1,089
4. 1991-92	1,043
5. 2000-01	1,002

HIGHEST FREE THROW PCT.

1. 1977-78	.791
2. 1972-73	.785
3. 1970-71	.766
4. 2016-17	.7624
5. 1989-90	.7622

MOST REBOUNDS

1. 1951-52	1,758
2. 1998-99	1,645
3. 2009-10	1,560
4. 2017-18	1,522
5. 2000-01	1,505

HIGHEST REBOUND AVERAGE

1. 1951-52	58.6
2. 1961-62	50.5
3. 1960-61	49.7
4. 1965-66	49.6
5. 1952-53	48.8

HIGHEST REBOUND MARGIN

1. 1965-66	+12.7
2. 1962-63	+11.3
3. 1961-62	+10.9
4. 1967-68	+10.5
5. 1966-67	+9.5

MOST ASSISTS

1. 2000-01	701
2. 1990-91	689
3. 1988-89	684
4. 1985-86	671
5. 1989-90	663

MOST BLOCKED SHOTS

1. ▲1998-99	245
2. 2003-04	240
3. 2004-05	220
4. 1993-94	204
5. 2005-06	202

MOST STEALS

1. 2000-01	411
2. 1990-91	362
3. 1985-86	360
4. 2001-02	351
5. 1998-99	349

MOST TURNOVERS CAUSED

1. 1990-91	779
2. 1985-86	773
3. 1989-90	764
4. 2000-01	752
5. 1988-89	724

MOST TURNOVERS COMMITTED

1. 1989-90	661
2. 1988-89	648
3. 1990-91	645
4. 1985-86	616
5. 1977-78	610

MOST PERSONAL FOULS

1. 1950-51	783
2. ▲1985-86	767
3. 1951-52	751
4. 1988-89	750
5. 1989-90	734

MOST PLAYERS TO FOUL OUT

1. 1950-51	48
2. 1951-52	42
▲1975-76	42
4. 1952-53	38
5. 1954-55	35

FEWEST PLAYERS TO FOUL OUT

1. 1961-62	5
1993-94	5
3. 1997-98	6
4. 1992-93	7
2014-15	7

FEWEST PERSONAL FOULS

1. 1971-72	419
2. 1969-70	421
3. 1956-57	459
4. 1957-58	460
5. 1976-77	510

▲ - ACC Record
 ◆ - NCAA Record
 [#] - ACC All-Time Team Ranking

Team Game Records

MOST POINTS, GAME

1.	vs. Virginia, 2/11/1965	136
2.	vs. Harvard, 11/25/1989	130
3.	vs. Mercer, 12/21/1997	126
4.	vs. East Carolina, 11/26/1990	125
5.	vs. St. Francis (Pa.), 12/5/2017	124
6.	vs. Wake Forest, 2/12/1969	122
7.	vs. Navy, 2/1/1964	121
	vs. Penn State, 1/5/1965	121
	vs. Harvard, 12/21/1987	121
	vs. N.C. Central, 11/9/2007	121
11.	vs. South Carolina State, 11/21/1998	120
	vs. UCLA, 2/22/1998	120

MOST POINTS, HALF

1.	vs. Virginia, 2/11/1965	[2nd Half]	72
	vs. Harvard, 11/25/1989	[1st Half]	72
3.	vs. St. Francis (Pa.), 12/5/2017	[1st Half]	71
4.	vs. Elon, 12/28/2015	[1st Half]	70
5.	at Davidson, 1/29/1975	[2nd Half]	67
	vs. Army, 11/25/2000	[1st Half]	67
	vs. Portland, 11/25/2001	[2nd Half]	67
	vs. N.C. Central, 11/9/2007	[1st Half]	67
9.	vs. Wake Forest, 12/29/1962	[2nd Half]	66
	vs. Colgate, 11/19/2010	[2nd Half]	66
11.	vs. Harvard, 12/21/1987	[1st Half]	65
	vs. Virginia, 2/5/2000	[1st Half]	65
	vs. Fairfield, 11/15/2014	[2nd Half]	65

MOST POINTS ALLOWED, GAME

1.	at Wake Forest, 1/22/1975	122
2.	at George Washington, 12/22/1952	113
	at N.C. State, 2/20/1974	113
	at Michigan, 12/9/1989	113
5.	at Maryland, 2/10/1990	111

MOST POINTS ALLOWED, HALF

1.	at G. Washington, 12/22/1952	[2nd Half]	66
	at Wake Forest, 1/22/1975	[1st Half]	66
3.	at Maryland, 2/2/1980	[2nd Half]	65
	vs. South Carolina, 3/19/2017	[2nd Half]	65
5.	vs. Seton Hall, 4/1/1989	[2nd Half]	62
6.	at NC State, 2/20/1974	[1st Half]	60
	at North Carolina, 1/22/1983	[2nd Half]	60
8.	by Wake Forest, 12/14/1968	[2nd Half]	59
	at Virginia, 2/5/1983	[1st Half]	59
	vs. Virginia, 3/11/1983	[2nd Half]	59

FEWEST POINTS, GAME

1.	vs. Littleton HS, 1908	3
2.	at Wake Forest, 3/16/1906	5
	vs. Wake Forest, 1907	5
	vs. Wake Forest, 1909	5
5.	vs. Wake Forest, 1907	6

FEWEST POINTS, GAME (SINCE 1955)

1.	vs. NC State, 3/8/1968 [1]	10
2.	vs. North Carolina, 3/4/1966	21
3.	at Maryland, 1/7/1959	33
4.	vs. Maryland, 1/9/1982	36
5.	at Clemson, 3/1/1972	40

FEWEST POINTS, HALF (SINCE 1955)

1.	vs. NC State, 3/8/1968	[1st Half]	4
2.	vs. NC State, 3/8/1968	[2nd Half]	6
3.	vs. North Carolina, 3/4/1966	[1st Half]	7
	vs. North Carolina, 2/24/1979	[1st Half]	7
5.	vs. Maryland, 1/9/1982	[2nd Half]	10
6.	vs. La Salle, 12/5/1978	[1st Half]	12
7.	at Maryland, 1/7/1959	[1st Half]	13
	at Virginia, 1/31/1981	[1st Half]	13
	vs. Virginia, 1/30/1982	[1st Half]	13
10.	vs. Michigan State, 12/29/1958	[1st Half]	14
	vs. North Carolina, 3/4/1966	[2nd Half]	14

FEWEST PTS. ALLOWED, GAME

1.	by Guilford, 1907	1
	by Littleton HS, 1907	1
	by Trinity Park, 1907	1
4.	vs. Durham YMCA, 1909	3
	vs. Winston YMCA, 1909	3

FEWEST POINTS ALLOWED, GAME (SINCE 1955)

1.	vs. NC State, 3/8/1968	12
2.	vs. North Carolina, 3/4/1966	20
3.	vs. NC State, 1/9/1960	34
4.	vs. Bucknell, 1/4/1960	36
5.	vs. UNC Greensboro, 12/3/1997	37
	vs. Winthrop, 3/14/2002	37

FEWEST POINTS ALLOWED, HALF (SINCE 1955)

1.	◆ vs. North Carolina, 2/24/1970	[1st Half]	0
2.	vs. NC State, 3/8/1968	[1st Half]	2
3.	vs. North Carolina, 3/4/1966	[1st Half]	5
4.	vs. La Salle, 12/5/1978	[1st Half]	6
5.	at Wake Forest, 2/22/1968	[2nd Half]	8
6.	at Army, 11/16/1997	[1st Half]	9
7.	vs. NC State, 3/8/1968	[2nd Half]	10
	at St. John's, 2/25/2007	[1st Half]	10
	vs. Clemson, 1/8/2013	[1st Half]	10
10.	vs. Army, 12/22/1996	[1st Half]	11
11.	vs. E. Kentucky, 11/25/2007	[1st Half]	12
	vs. Clemson, 1/3/2010	[1st Half]	12
13.	at Clemson, 1/23/1982	[1st Half]	13
	vs. Seton Hall, 11/16/2005	[1st Half]	13
	vs. Virginia Tech, 1/4/2009	[2nd Half]	13
16.	vs. Bucknell, 1/4/1960	[2nd Half]	14
	vs. Penn State, 12/9/1960	[1st Half]	14
	vs. Brown, 11/25/1994	[2nd Half]	14
	at Florida State 1/10/2009	[1st Half]	14

LONGEST HOLDING OPPONENT SCORELESS

1.	◆ vs. North Carolina, 2/24/1970	20:48
----	---------------------------------	-------

UNC did not score until 19:11 mark of second half

LARGEST VICTORY MARGIN

1.	vs. Furman, 1910	[85-5]	80
2.	vs. Harvard, 11/25/1989	[130-54]	76
3.	vs. Presbyterian, 11/14/2014	[113-44]	69
4.	vs. Carson-Newman, 1915	[70-4]	66
5.	vs. William & Mary, 12/12/1953	[109-44]	65
	vs. N.C. Central, 11/9/2007	[121-56]	65
7.	vs. Virginia, 2/11/1965	[136-72]	64
	vs. Evansville, 12/20/2017	[104-40]	64

LARGEST DEFEAT MARGIN

1.	at Washington & Lee, 1913	[15-90]	75
2.	vs. Virginia, 3/11/1983	[66-109]	43
3.	at West Virginia, 12/12/1958	[63-101]	38
	at Louisville, 1/2/1982	[61-99]	38
5.	at Atlanta AC, 2/16/1922	[19-56]	37

LARGEST COMBINED SCORE

1.	at Wake Forest, 1/22/1975	[109-122]	231
2.	at Maryland, 2/10/1990	[114-111]	225
3.	at Michigan, 1/9/1989	[108-113]	221
4.	at Miami (Fla.), 12/10/1988	[117-102]	219
5.	vs. Wake Forest, 2/12/1969	[122-93]	215

SMALLEST COMBINED SCORE (SINCE 1953)

1.	vs. NC State, 3/8/1968	[10-12]	22
2.	vs. North Carolina, 3/4/1966	[21-20]	41
3.	vs. Maryland, 1/9/1982	[36-40]	76
4.	vs. South Carolina, 2/14/1966	[41-38]	79
5.	vs. NC State, 1/9/1960	[47-34]	81

HALFTIME MARGIN

1.	vs. Harvard, 11/25/1989	[72-30]	42
	vs. Clemson, 1/29/2000	[58-16]	42
3.	vs. William & Mary, 1/11/1989	[55-14]	41
	vs. Army, 11/25/2000	[67-26]	41
	vs. Michigan, 12/9/2000	[59-18]	41
6.	vs. Evansville, 12/20/2017	[58-18]	40
7.	vs. Boston University, 12/30/1992	[55-16]	39
	vs. UNC Greensboro, 11/27/2004	[60-21]	39
	vs. Elon, 12/28/2015	[70-31]	39
10.	vs. Virginia, 3/4/1999	[59-21]	38
	vs. Presbyterian, 11/14/2014	[57-19]	38

HALFTIME DEFICITS

1.	vs. Tulane, 12/30/1950	[27-56]	29
2.	at Louisville, 1/2/1982	[27-54]	27
3.	at North Carolina, 2/27/1982	[17-42]	25
4.	at North Carolina, 1/17/1990	[21-45]	24
	vs. North Carolina, 3/3/2012	[24-48]	24
6.	at Miami, 1/23/2013	[19-42]	23
7.	at West Virginia, 12/12/1958	[28-50]	22
8.	vs. St. Peter's, 3/18/1968	[29-50]	21
	at Maryland, 2/2/1974	[30-51]	21
	vs. Wake Forest, 3/5/1982	[16-37]	21
	at St. John's, 1/30/2011	[25-46]	21
12.	vs. North Carolina, 2/27/1960	[15-35]	20
	at North Carolina, 2/23/1980	[34-54]	20

HIGHEST POINT IMPROVEMENT

BETWEEN HALVES				
Team, Date	1st	2nd	Diff	
1.	vs. La Salle, 12/5/1978	12	54	42
2.	vs. Virginia, 1/30/1982	13	52	39
3.	vs. N. Carolina, 3/3/1996	21	57	36
4.	vs. N. Carolina, 2/24/1979	7	40	33
5.	vs. NC State, 2/15/1978	22	54	32
	at N. Carolina, 2/27/1982	17	49	32
	at Clemson, 3/2/1983	27	59	32

BEST DEFENSIVE IMPROVEMENT

BETWEEN HALVES				
Team, Date	1st	2nd	Diff	
1.	vs. Tulane, 12/30/1950	56	16	40
2.	vs. NC State, 12/1/1978	45	18	27
3.	at W. Forest, 2/22/1968	33	8	25
4.	vs. W. Forest, 2/16/1957	44	20	24
5.	vs. NC State, 1/6/1962	42	19	23
	at Wake Forest, 1/6/1973	53	30	23

BEST DEFENSIVE IMPROVEMENT

BETWEEN HALVES (UNDER COACH K)				
Team, Date	1st	2nd	Diff	
1.	vs. Florida, 11/26/2017	53	31	22
2.	at N. Carolina, 3/5/2011	51	30	21
3.	vs. Maryland, 1/17/2002	49	29	20
4.	vs. Kentucky, 11/19/1988	37	18	19
	at N. Carolina, 3/6/2005	47	28	19
	vs. NC State, 2/16/2012	46	27	19
	at Wake Forest, 1/6/2016	47	28	19
8.	at Fla. State, 2/23/1994	45	27	18
	at Ga. Tech, 1/5/1997	37	19	18
	vs. W. Forest, 1/19/2002	49	31	18
	vs. Va. Tech, 1/4/2009	31	13	18
	at St. John's, 1/25/2015	43	25	18

LARGEST DEFICIT OVERCOME TO WIN GAME

1.	◆ 74-72 over Tulane, 12/30/1950	32
----	---------------------------------	----

Duke trailed 54-22 in 1st Half

LARGEST SECOND HALF

DEFICIT OVERCOME TO WIN

1.	◆ 74-72 over Tulane, 12/30/1950	31
----	---------------------------------	----

Duke trailed 58-27 in 2nd Half

2.	64-63 over Navy, 2/14/1959	21
----	----------------------------	----

Duke trailed 46-25 in 2nd Half

3.	78-73 over NC State, 2/16/2012	20
----	--------------------------------	----

Duke trailed 61-41 with 11:33 left in 2nd Half

4.	98-97 over Clemson, 3/4/1992	19
----	------------------------------	----

Duke trailed 70-51 in 2nd Half

5.	77-75 over North Carolina, 2/28/1998	17
----	--------------------------------------	----

Duke trailed 64-47 in 2nd Half

	87-84 over Florida, 11/26/2017	17
--	--------------------------------	----

Duke trailed 74-57 in 2nd Half

LARGEST HALFTIME DEFICIT

OVERCOME TO WIN

1.	◆ Duke 74-72 over Tulane, 12/30/1950	29
----	--------------------------------------	----

Duke trailed 56-27 at halftime

2.	Duke 78-73 over NC State, 2/16/2012	16
----	-------------------------------------	----

Duke trailed 46-30 at halftime

3.	Duke 101-99 over W. Forest, 2/12/1953	14
----	---------------------------------------	----

Duke trailed 52-38 at halftime

	Duke 64-63 over Navy, 2/14/1959	14
--	---------------------------------	----

Duke trailed 31-17 at halftime

	Duke 79-73 over N. Carolina, 2/9/2011	14
--	---------------------------------------	----

Duke trailed 43-29 at halftime

6.	Duke 78-75 OT over Miami, 2/7/2009	13
----	------------------------------------	----

Duke trailed 32-19 at halftime

	Duke 85-76 over Clemson, 2/5/1969	13
--	-----------------------------------	----

Duke trailed 42-29 at halftime

8.	Duke 50-44 over N. Carolina, 2/10/1940	12
----	--	----

Duke trailed 31-19 at halftime

	Duke 79-69 over Virginia, 2/14/1996	12
--	-------------------------------------	----

Duke trailed 40-28 at halftime

	Duke 77-75 over N. Carolina, 2/28/1998	12
--	--	----

Duke trailed 42-30 at halftime

	85-78 over Texas, 11/24/2017	12
--	------------------------------	----

Duke trailed 43-31 at halftime

MOST FIELD GOALS MADE

1.	vs. Virginia, 2/11/1965	55
2.	vs. Wake Forest, 2/12/1969	52
3.	vs. Davidson, 12/5/1961	50
	vs. Harvard, 11/25/1989	50
	vs. Mercer, 12/21/1997	50

MOST FIELD GOAL ATTEMPTS

1.	vs. NC State, 3/5/1955	102
2.	vs. Washington & Lee, 2/14/1951	100
	vs. West Virginia, 2/5/1955	100
4.	vs. West Virginia, 12/27/1954	99
5.	vs. Notre Dame, 2/20/1965	98

HIGHEST FIELD GOAL PCT.

1.	vs. Johns Hopkins, 11/26/1977	[41-55] .745
2.	vs. North Carolina, 2/24/1979	[17-23] .739
3.	vs. North Carolina, 2/29/1980	[33-46] .717
4.	vs. Virginia, 2/20/1971	[42-59] .7119
5.	at William & Mary, 11/26/1985	[37-52] .7115
6.	vs. Davidson, 11/8/2013	[38-54] .704
7.	vs. Canisius, 12/1/1992	[41-59] .695
8.	at St. Joseph's, 1/13/1986	[43-62] .694
9.	vs. N.C. A&T, 12/19/1994	[37-54] .685
10.	vs. Clemson, 2/27/1985	[36-53] .679

FEWEST FG MADE (SINCE 1938)

1.	◆ vs. NC State, 3/8/1968 [1]	2
2.	vs. Mississippi State, 1/3/1938	7
	at Army, 2/5/1938	7
	at North Carolina, 2/5/1949	7
	vs. North Carolina, 3/4/1966	7

FEWEST FG ATTEMPTS (SINCE 1950)

Team Game Records

MOST 3-POINT FG ATTEMPTS

1.	vs. Miami, 2/7/2009	39
2.	vs. N.C. A&T, 12/30/2000	38
	at North Carolina, 3/4/2001	38
	vs. Monmouth, 3/15/2001	38
5.	at Florida State, 1/6/2002	37
	vs. Army, 11/23/2002	37
	at Florida State, 2/2/2003	37
	at Miami, 2/20/2008	37
	vs. Mercer, 3/21/2014	37
	vs. Syracuse, 1/18/2016	37

HIGHEST 3-POINT FG PCT.

1.	vs. Clemson, 2/1/1988	[10-11] .909
2.	vs. Minnesota, 11/22/2012	[8-10] .800
3.	vs. Notre Dame, 11/26/1998	[15-20] .750
4.	vs. Southern Illinois, 3/18/1993	[14-19] .737
5.	vs. Northwestern, 12/30/1986	[11-15] .733
6.	vs. Indiana, 3/20/1987	[8-11] .727
7.	at Virginia Beach, 2/21/2013	[12-17] .706
8.	vs. Vanderbilt, 12/6/1986	[7-10] .700
	vs. Kansas, 2/18/1989	[7-10] .700
10.	vs. Florida, 12/9/1998	[16-23] .696

MOST FREE THROWS MADE

1.	vs. Pennsylvania, 12/22/1980	42
	vs. Fairfield, 11/14/1998	42
3.	at Northwestern, 12/2/1989	41
4.	vs. Davidson, 12/16/1952	40
	vs. New Hampshire, 12/29/1982	40
	vs. Southern Illinois, 11/20/2008	40
7.	at North Carolina, 2/6/1953	39
8.	at Pennsylvania, 12/16/1955	38
	at William & Mary, 1/22/1990	38
	vs. Clemson, 1/31/1990	38

MOST FREE THROW ATTEMPTS

1.	vs. Vanderbilt, 12/1/1952	61
	vs. Davidson, 12/16/1952	61
3.	at Boston University, 1/21/1992	55
4.	at Pennsylvania, 12/16/1955	54
	vs. Fairfield, 11/14/1998	54
6.	at Northwestern, 12/2/1989	53
7.	vs. New Hampshire, 12/29/1982	51
8.	vs. Pennsylvania, 12/22/1980	50
9.	vs. Clemson, 1/31/1990	49
	vs. Virginia Tech, 1/30/2005	49
	vs. Georgia Southern, 11/11/2008	49

HIGHEST FREE THROW PCT.

1.	at South Carolina, 12/13/1961	[14-14] 1.000
	vs. Virginia Tech, 12/2/1966	[29-29] 1.000
	vs. Davidson, 2/11/1978	[24-24] 1.000
4.	vs. UNC Greensboro, 12/31/2005	[27-28] .964
5.	at South Carolina, 12/16/1963	[25-26] .962
6.	vs. Texas, 12/10/2005	[23-24] .958
	at Notre Dame, 1/30/2017	[23-24] .958
8.	vs. North Carolina, 3/6/2010	[22-23] .957
9.	vs. North Carolina, 2/9/2005	[21-22] .955
10.	vs. Virginia Tech, 1/4/2009	[19-20] .950
	vs. Florida, 11/26/2017	[19-20] .950

Minimum 10 attempts

MOST REBOUNDS

1.	vs. Virginia, 2/9/1956	76
	vs. Wake Forest, 2/14/1968	76
3.	vs. South Carolina, 3/3/1955	73
4.	vs. Penn State, 1/3/1966	72
5.	vs. Virginia, 12/16/1966	70
6.	vs. Virginia, 2/16/1960	69
	vs. Michigan, 12/3/1966	69
8.	vs. West Virginia, 12/27/1954	68
9.	at Virginia, 2/21/1956	67
	vs. Bucknell, 1/4/1960	67
	vs. South Carolina, 3/3/1961	67
	vs. Virginia Tech, 12/15/1970	67

MOST ASSISTS

1.	vs. St. Francis (Pa.), 12/5/2017	34
2.	vs. Miami (Fla.), 2/19/1986	33
3.	vs. Virginia, 2/11/1965	32
	vs. Evansville, 12/20/2017	32
5.	at Davidson, 1/29/1975	31
6.	vs. Harvard, 11/25/1989	30
	vs. South Carolina State, 11/21/1998	30
	vs. Presbyterian, 11/14/2014	30
9.	vs. East Carolina, 11/30/1988	29
	vs. Clemson, 1/29/1989	29

MOST BLOCKED SHOTS

1.	vs. Illinois-Chicago, 12/14/2004	18
2.	vs. Virginia, 1/10/1999	17
3.	vs. Virginia, 1/16/2005	14
	vs. Maryland, 1/11/2006	14
5.	vs. N.C. A&T, 12/20/1998	13
	vs. Maryland, 2/19/2003	13
	vs. Georgia Tech, 2/5/2005	13
8.	vs. Vermont, 12/28/1979	12
	vs. Maryland, 1/28/1996	12
	vs. Florida State, 1/16/1999	12
	vs. Virginia, 3/4/1999	12
	at Maryland, 1/9/2000	12
	vs. UNC Greensboro, 11/27/2004	12
	vs. Maryland, 1/24/2009	12
	vs. Western Michigan, 12/30/2011	12

MOST STEALS

1.	vs. Davidson, 11/20/1997	22
2.	vs. Davidson, 1/27/1976	21
	vs. Davidson, 12/5/2000	21
4.	vs. Washington College, 11/29/1977	19
	vs. Maryland, 2/3/1979	19
	vs. Maryland, 1/11/2006	19
7.	vs. Vermont, 12/30/1975	18
	vs. Chicago, 12/13/1977	18
	vs. Lehigh, 1/9/1978	18
	vs. Cornell, 12/29/1988	18
	vs. Harvard, 11/25/1989	18
	vs. North Carolina, 1/29/1997	18
	vs. North Carolina, 3/3/2002	18

MOST TURNOVERS CAUSED

1.	vs. Harvard, 11/25/1989	39
2.	vs. Vermont, 12/30/1975	34
3.	vs. Massachusetts, 12/12/1983	33
	vs. South Carolina State, 12/1/1997	33
	vs. Davidson, 12/5/2000	33

MOST TURNOVERS COMMITTED

1.	vs. East Carolina, 12/4/1974	36
2.	at Harvard, 2/14/1989	34
3.	vs. Maryland, 2/9/1991	33
4.	at Wake Forest, 2/2/1978	31
5.	3x; last at Tulane, 1/7/1976	30

MOST PERSONAL FOULS

1.	at Wake Forest, 1/12/1954	40
2.	vs. NC State, 3/8/1952	39
3.	vs. New York University, 2/3/1951	37
	at Wake Forest, 2/13/2003	37
5.	vs. North Carolina, 3/1/1957	35
	vs. Wake Forest, 2/26/1954	35

MOST PLAYERS TO FOUL OUT

1.	vs. North Carolina, 3/1/1957	5
	vs. North Carolina, 3/11/1967	5
	at Wake Forest, 2/13/2003	5
	at Maryland, 2/12/2005	5
	at Wake Forest, 2/17/2008	5
6.	12x; last vs. Maryland, 3/14/2004	4

FEWEST PERSONAL FOULS

1.	at Oklahoma State, 12/19/1939	3
	vs. Perry, 12/4/1945	3
3.	vs. North Carolina, 3/4/1937	4
	at Maryland, 1/13/1939	4
	vs. Navy, 2/8/1941	4
6.	vs. North Carolina, 2/24/1979	5

▲ - ACC Record

◆ - NCAA Record

[#] - ACC All-Time Team Ranking

Cameron Indoor Stadium Records

DUKE INDIVIDUAL RECORDS, GAME

POINTS

Rk	Name vs. Opponent, Date	Pts
1.	Dick Groat vs. North Carolina, 2/29/1952	48
2.	Dick Groat vs. George Washington, 2/2/1952	46
3.	Tate Armstrong vs. Clemson, 2/5/1976	42
4.	Art Heyman vs. North Carolina, 2/23/1965	40
	Tate Armstrong vs. NC State, 2/18/1976	40
	J.J. Redick vs. Virginia, 1/28/2006	40
7.	Gary Melchionni vs. Maryland, 2/3/1973	39
8.	Ronnie Mayer vs. Maryland, 1/14/1956	38
	Art Heyman vs. Maryland, 1/13/1962	38
	Robert Verga vs. Penn State, 1/3/1967	38
	J.J. Redick vs. Wake Forest, 2/20/2005	38

FIELD GOALS MADE

Rk	Name vs. Opponent, Date	FG
1.	Dick Groat vs. North Carolina, 2/29/1952	19
2.	Jack Marin vs. Wake Forest, 1/15/1966	18
	Tate Armstrong vs. Clemson, 2/26/1976	18
4.	Gary Melchionni vs. Maryland, 2/3/1973	17
5.	Dick Groat vs. George Washington, 2/2/1952	16
	Robert Verga vs. Penn State, 1/3/1967	16
	Vince Taylor vs. Clemson, 2/24/1982	16

FIELD GOAL ATTEMPTS

Rk	Name vs. Opponent, Date	FGA
1.	Art Heyman vs. North Carolina, 2/23/1962	33
2.	Art Heyman vs. North Carolina, 1/13/1962	32
3.	Robert Verga vs. Penn State, 1/1/1967	31
4.	Tate Armstrong vs. Clemson, 2/25/1976	29
5.	5x, last Grayson Allen vs. North Carolina, 3/5/2016	28

FIELD GOAL PERCENTAGE

Rk	Name vs. Opponent, Date	Pct
1.	Mike Lewis vs. Penn State, 1/3/1966	[10-of-10] 1.000
	Mike Gminski vs. Johns Hopkins, 11/30/1976	[10-of-10] 1.000
3.	Jack Marin vs. Penn State, 1/5/1965	[13-of-14] .929
	Carlos Boozer vs. NC State, 2/14/2002	[13-of-14] .929
5.	Grant Hill vs. Canisius, 12/1/1992	[12-of-13] .923

Minimum 10 made field goals

3-POINT FIELD GOALS MADE

Rk	Name vs. Opponent, Date	3FG
1.	Shane Battier vs. Princeton, 11/14/2000	9
2.	William Avery vs. Florida, 12/9/1998	8
	Jason Williams vs. North Carolina, 3/3/2002	8
	J.J. Redick vs. Virginia, 1/28/2006	8
	Kyle Singler vs. Georgia Tech, 2/4/2010	8
	Andre Dawkins vs. Bradley, 12/8/2010	8

3-POINT FIELD GOAL ATTEMPTS

Rk	Name vs. Opponent, Date	3FGA
1.	Jason Williams vs. Temple, 12/5/2001	16
2.	Jason Williams vs. North Carolina, 3/3/2002	15
	J.J. Redick vs. Georgia Tech, 2/5/2005	15
	Grayson Allen vs. Virginia Tech, 2/14/2018	15
	Grayson Allen vs. Louisville, 2/21/2018	15

3-POINT FIELD GOAL PERCENTAGE

Rk	Name vs. Opponent, Date	Pct
1.	Trajan Langdon vs. St. Joseph's, 11/30/1996	[6-of-7] .857
	Seth Curry vs. Georgia Tech, 1/17/2013	[6-of-7] .857
3.	Ricky Price vs. Monmouth, 12/28/1995	[5-of-6] .833
	J.J. Redick vs. Virginia, 1/15/2003	[5-of-6] .833
	Matt Jones vs. Bryant, 11/14/2015	[5-of-6] .833

Minimum 4 made three-point field goals

FREE THROWS MADE

Rk	Name vs. Opponent, Date	FT
1.	Bucky Allen vs. NC State, 1/5/1957	20
2.	Jim Spanarkel vs. NC State, 2/5/1978	18
3.	Dick Groat vs. Davidson, 1/29/1951	17
4.	Grayson Allen vs. Long Beach State, 12/30/2015	15
5.	Dick Groat vs. George Washington, 2/2/1952	14
	Art Heyman vs. North Carolina, 2/4/1961	14
	Chris Redding vs. North Carolina, 1/22/1972	14
	J.J. Redick vs. Princeton, 1/5/2005	14
	J.J. Redick vs. Wake Forest, 2/20/2005	14
	Jahlil Okafor vs. Boston College, 1/3/2015	14
	Grayson Allen vs. Wake Forest, 3/1/2016	14

FREE THROWS ATTEMPTED

Rk	Name vs. Opponent, Date	FTA
1.	Bucky Allen vs. NC State, 1/5/1957	23
2.	Jim Spanarkel vs. NC State, 2/5/1978	22
3.	Carroll Youngkin vs. Pittsburgh, 1/31/1959	20
4.	Grayson Allen vs. Wake Forest, 3/1/2016	19
5.	Carroll Youngkin vs. Wake Forest, 2/27/1959	18
	Art Heyman vs. North Carolina, 2/23/1963	18

FREE THROWS MADE (NO MISSES)

Rk	Name vs. Opponent, Date	FT
1.	Dick Groat vs. Davidson, 1/29/1951	17
2.	J.J. Redick vs. Princeton, 1/5/2005	14
3.	Mike Lewis vs. Vanderbilt, 12/13/1966	13
	Steve Vandenberg vs. North Carolina, 3/1/1969	13
	Christian Laettner vs. Maryland, 1/13/1990	13
	Elton Brand vs. NC A&T, 12/20/1998	13
	Jon Scheyer vs. Rhode Island, 1/16/2008	13

REBOUNDS

Rk	Name vs. Opponent, Date	Reb
1.	Bernie Janacki vs. North Carolina, 2/29/1952	31
2.	Paul Schmidt vs. Wake Forest, 2/15/1958	24
	Art Heyman vs. North Carolina, 2/23/1963	24
	Mike Lewis vs. Wake Forest, 2/21/1967	24
5.	Bob Lakata vs. Temple, 1/5/1955	23

REBOUNDS, COACH K ERA

Rk	Name vs. Opponent, Date	Reb
1.	Miles Plumlee vs. Maryland, 2/11/2012	22
2.	Marvin Bagley vs. Florida State, 12/30/2017	21
3.	Cherokee Parks vs. Xavier, 12/4/1993	20
	Jahlil Okafor vs. Elon, 12/15/2014	20
5.	Shelden Williams vs. Virginia Tech, 12/4/2005	19

OFFENSIVE REBOUNDS

Rk	Name vs. Opponent, Date	OReb
1.	Mike Lewis vs. Wake Forest, 2/21/1967	12
	Mike Lewis vs. Wake Forest, 2/14/1968	12
3.	Mike Lewis vs. NC State, 1/29/1966	11
	Marshall Plumlee vs. Syracuse, 1/18/2016	11
	Marvin Bagley vs. Florida State, 12/30/2017	11

OFFENSIVE REBOUNDS, COACH K ERA

Rk	Name vs. Opponent, Date	OReb
1.	Marshall Plumlee vs. Syracuse, 1/18/2016	11
	Marvin Bagley vs. Florida State, 12/30/2017	11
3.	Jabari Parker vs. Florida State, 1/25/2014	10
	Jahlil Okafor vs. Boston College, 1/3/2015	10
5.	Cherokee Parks vs. Xavier, 12/4/1993	9
	Shelden Williams vs. Tennessee-Martin, 11/20/2004	9
	Miles Plumlee vs. Maryland, 2/11/2012	9

DEFENSIVE REBOUNDS

Rk	Name vs. Opponent, Date	DReb
1.	Randy Denton vs. Wake Forest, 2/12/1969	16
2.	Mike Lewis vs. Princeton, 12/19/1967	15
3.	Shelden Williams vs. Virginia Tech, 12/4/2005	13
	Miles Plumlee vs. Maryland, 2/11/2012	13
	Mason Plumlee vs. Boston College, 2/24/2013	13

ASSISTS

Rk	Name vs. Opponent, Date	Asst
1.	Bobby Hurley vs. Florida State, 2/24/1993	16
2.	Bobby Hurley vs. Oklahoma, 1/4/1993	15
	Bobby Hurley vs. UCLA, 2/28/1993	15
	Greg Paulus vs. Valparaiso, 12/18/2005	15
5.	Tommy Amaker vs. Miami, 2/19/1986	14
	Bobby Hurley vs. LSU, 2/10/1991	14
	Chris Duhon vs. Wake Forest, 1/17/2004	14
	Quinn Cook vs. Wake Forest, 1/5/2013	14

BLOCKED SHOTS

Rk	Name vs. Opponent, Date	Blk
1.	Shelden Williams vs. Maryland, 1/11/2006	10
2.	Mike Gminski vs. NC State, 2/15/1978	9
	Shelden Williams vs. Virginia, 1/16/2005	9
	Shelden Williams vs. Davidson, 11/19/2005	9
5.	Mike Gminski vs. Vermont, 12/28/1979	8
	Shelden Williams vs. Wake Forest, 1/17/2004	8
	Shelden Williams vs. Virginia, 1/28/2006	8

STEALS

Rk	Name vs. Opponent, Date	Stl
1.	Kenny Dennard vs. Maryland, 2/3/1979	11
2.	Steve Wojciechowski vs. Vanderbilt, 11/22/1996	8
3.	George Moses vs. Davidson, 1/27/1976	7
	Jim Spanarkel vs. Lafayette, 1/10/1977	7
	Shane Battier vs. Davidson, 11/20/1997	7
	Mike Dunleavy vs. Maryland, 1/17/2002	7
	Sean Dockery vs. St. John's, 12/6/2003	7
	Chris Duhon vs. Fairfield, 1/6/2004	7
	Chris Duhon vs. Georgia Tech, 3/3/2004	7
	DeMarcus Nelson vs. Boston University, 11/14/2005	7
	David McClure vs. UNC Greensboro, 11/16/2006	7

TRIPLE-DOUBLES

Rk	Name, Years	No
1.	Gene Banks (Fr.), 1978	1
	vs. Lehigh, 1/9/1978 (13 points, 12 rebounds, 11 assists)	
	Shelden Williams (Sr.), 2006	1
	vs. Maryland, 1/11/2006 (19 points, 11 rebounds, 10 blocked shots)	

Cameron Indoor Stadium Records

DUKE TEAM RECORDS, GAME

MOST POINTS

Rk	Opponent, Date	Pts
1.	vs. Virginia, 2/11/1965	136
2.	vs. Harvard, 11/25/1989	130
3.	vs. Mercer, 12/21/1997	126
4.	vs. East Carolina, 11/26/1990	125
5.	vs. Evansville, 12/20/2017	124
6.	vs. Wake forest, 2/12/1969	122
7.	vs. Navy, 2/1/1964	121
	vs. Penn State, 1/5/1965	121
	vs. Harvard, 12/21/1987	121
	vs. NC Central, 11/9/2007	121

FEWEST POINTS

Rk	Opponent, Date	Pts
1.	vs. North Carolina, 2/22/1940	27
	vs. Fort Bragg, 1/2/1945	27
3.	vs. Washington & Lee, 2/17/1940	28
	vs. Norfolk NAS, 1/5/1944	28
	vs. Camp Lejuene, 12/30/1944	28

FEWEST POINTS, COACH K ERA

Rk	Opponent, Date	Pts
1.	vs. Maryland, 1/9/1982	36
2.	vs. Georgia Tech, 2/3/1982	47
3.	vs. NC State, 1/20/1982	49
4.	vs. NC State, 2/19/1981	51
5.	vs. Wake Forest, 1/10/1996	54
	vs. Indiana, 11/28/2006	54

MOST POINTS, FIRST HALF

Rk	Opponent, Date	Pts
1.	vs. Harvard, 11/25/1989	72
2.	vs. St. Francis (Pa.), 12/5/2017	71
3.	vs. Elon, 12/28/2015	70
4.	vs. Army, 11/25/2000	67
5.	vs. Harvard, 12/21/1987	65
	vs. Virginia, 2/5/2000	65

MOST POINTS, SECOND HALF

Rk	Opponent, Date	Pts
1.	vs. Virginia, 2/11/1965	72
2.	vs. Portland, 11/25/2001	67
	vs. NC Central, 11/9/2007	67
4.	vs. Colgate, 1/19/2010	66
5.	vs. Fairfield, 11/15/2014	65

FEWEST POINTS, FIRST HALF

Rk	Opponent, Date	Pts
1.	vs. North Carolina, 2/24/1979	7
2.	vs. North Carolina, 2/22/1940	8
3.	vs. Norfolk NAS, 1/16/1945	10
4.	3x, last vs. Fort Bragg, 1/2/1945	11

FEWEST POINTS, SECOND HALF

Rk	Opponent, Date	Pts
1.	vs. Wake Forest, 2/5/1946	8
2.	vs. Maryland, 1/9/1982	10
3.	vs. Camp Lejuene, 12/30/1944	12
4.	3x, last vs. Norfolk NTS, 1/23/45	14

FEWEST POINTS, FIRST HALF, COACH K ERA

Rk	Opponent, Date	Pts
1.	vs. Virginia, 1/30/1982	13
2.	vs. Miami, 2/7/2009	19
3.	vs. North Carolina, 3/3/1996 (1)	21
4.	vs. Maryland, 2/7/1981 (1)	22
	vs. Holy Cross, 12/6/2006	22
	vs. NC State, 1/20/2009	22
	vs. Virginia, 1/27/2018	22

FEWEST POINTS, SECOND HALF, COACH K ERA

Rk	Opponent, Date	Pts
1.	vs. Maryland, 1/9/1982	10
2.	vs. Georgia Tech, 2/25/1984	20
3.	vs. Georgia Tech, 2/3/1982	21
	vs. Indiana, 11/28/2006	21
5.	vs. Florida State, 1/29/2004	22

MOST FIELD GOALS

Rk	Opponent, Date	FG
1.	vs. Harvard, 12/21/1987	51
2.	vs. Harvard, 11/25/1989	50
	vs. Mercer, 12/21/1997	50
4.	vs. The Citadel, 1/3/1990	48
	vs. St. Francis (Pa.), 12/5/2017	48

FEWEST FIELD GOALS

Rk	Opponent, Date	FG
1.	vs. Fort Bragg, 1/2/1945	9
2.	vs. Washington & Lee, 2/17/1940	10
3.	vs. Norfolk NAS, 1/5/1944	11
	vs. North Carolina, 2/25/1949	11
5.	8x, last vs. Norfolk NTS, 1/15/1946	12

FEWEST FIELD GOALS, COACH K ERA

Rk	Opponent, Date	FG
1.	vs. Indiana, 11/28/2006	14
2.	vs. Maryland, 2/9/1982	15
	vs. Evansville, 12/20/2017	15
4.	vs. Detroit, 11/22/2003	16
	vs. Princeton, 1/5/2005	17
	vs. Georgetown, 12/2/2006	17
	vs. Syracuse, 2/24/2018	17

MOST FIELD GOAL ATTEMPTS

Rk	Opponent, Date	FGA
1.	vs. South Carolina, 12/12/1964	97
2.	vs. Virginia, 2/9/1956	93
	vs. Virginia, 2/11/1965	93
4.	vs. Penn State, 1/5/1965	92
5.	3x, last vs. vs. Clemson, 1/9/1968	91

MOST FG ATTEMPTS, COACH K ERA

Rk	Opponent, Date	FGA
1.	vs. Harvard, 12/21/1987	89
2.	vs. Miami, 2/19/1986	85
	vs. Davidson, 12/5/2000	85
4.	vs. Mercer, 12/21/1997	84
	vs. Portland, 11/25/2001	84

HIGHEST FIELD GOAL PERCENTAGE

Rk	Opponent, Date	Pct
1.	vs. Johns Hopkins, 11/26/77	[41-of-55] .746
2.	vs. North Carolina, 2/24/79	[17-of-23] .739
3.	vs. Virginia, 2/20/71	[42-of-59] .712
4.	vs. Davidson, 11/8/13	[38-of-54] .704
5.	vs. Canisius, 12/1/92	[41-of-59] .695

LOWEST FIELD GOAL PERCENTAGE

Rk	Opponent, Date	Pct
1.	vs. Navy, 2/4/1950	[18-of-66] .273
2.	vs. Virginia Tech, 2/21/2010	[18-of-62] .290
3.	vs. Evansville, 12/20/2017	[15-of-50] .300
4.	vs. NC State, 2/21/1973	[20-of-66] .303
5.	vs. North Carolina, 2/4/1956	[20-of-66] .304

3-POINT FIELD GOALS

Rk	Opponent, Date	3FG
1.	vs. NC A&T, 12/30/2000	18
	vs. Radford, 11/21/2009	18
3.	vs. Florida, 12/9/1998	16
	vs. NC Central, 11/9/2007	16
	vs. Presbyterian, 11/14/2014	16
	vs. Georgia Tech, 1/4/2017	16
	vs. Evansville, 12/20/2017	16

3-POINT FIELD GOAL ATTEMPTS

Rk	Opponent, Date	3FGA
1.	vs. Miami, 2/7/2009	39
2.	vs. NC A&T, 12/30/2000	38
3.	vs. Army, 11/23/2002	37
	vs. Syracuse, 1/18/2016	37
5.	vs. North Carolina, 3/3/2002	36

3-POINT FIELD GOAL PERCENTAGE

Rk	Opponent, Date	Pct
1.	vs. Clemson, 2/1/1988	[10-of-11] .909
2.	vs. Vanderbilt, 12/6/1986	[7-of-10] .700
	vs. Kansas, 2/18/1989	[7-of-10] .700
4.	vs. Florida, 12/9/1998	[16-of-23] .696

Minimum 10 3-point field goal attempts

FREE THROWS MADE

Rk	Opponent, Date	FT
1.	vs. Penn, 12/22/1980	42
	vs. Fairfield, 11/14/1998	42
3.	vs. Davidson, 12/16/1952	40
	vs. New Hampshire, 12/29/1982	40
5.	vs. Clemson, 1/31/1990	38

FREE THROWS ATTEMPTED

Rk	Opponent, Date	FTA
1.	vs. Davidson, 12/16/1952	61
2.	vs. Fairfield, 11/14/1998	54
3.	vs. NYU, 2/5/1953	52
4.	vs. New Hampshire, 12/29/1982	51
5.	vs. Penn, 12/22/1980	50

HIGHEST FREE THROW PERCENTAGE

Rk	Opponent, Date	Pct
1.	vs. Davidson, 2/11/1978	[24-of-24] 1.000
2.	vs. North Carolina, 2/6/2010	[22-of-23] .956
3.	vs. North Carolina, 2/9/2005	[21-of-22] .955
4.	vs. Virginia Tech, 1/4/2009	[19-of-20] .950
5.	vs. Wake Forest, 2/14/2006	[17-of-18] .944

LOWEST FREE THROW PERCENTAGE

Rk	Opponent, Date	Pct
1.	vs. Carolina Pre Flight, 12/17/1942	[3-of-14] .214
2.	vs. North Carolina, 2/22/1940	[3-of-13] .231
3.	vs. Tennessee, 1/5/1942	[3-of-11] .273
	vs. Wake Forest, 4/15/1943	[3-of-11] .273
	vs. Elon, 11/20/2017	[3-of-11] .273

LOWEST FREE THROW PERCENTAGE, COACH K ERA

Rk	Opponent, Date	Pct
1.	vs. Elon, 11/20/2017	[3-of-11] .273
2.	vs. Georgia Tech, 2/21/1981	[7-of-19] .368
3.	vs. Long Beach State, 12/29/2009	[5-of-13] .385
4.	vs. Louisville, 1/12/1983	[2-of-5] .400
5.	vs. Maryland, 1/26/2013	[7-of-17] .412

REBOUNDS

Rk	Opponent, Date	Reb
1.	vs. Virginia, 2/9/1956	76
	vs. Wake Forest, 2/14/1968	76
3.	vs. Penn State, 1/3/1966	72
4.	vs. Virginia, 12/16/1966	70
5.	vs. Virginia, 2/16/1960	69

REBOUNDS, COACH K ERA

Rk	Opponent, Date	Reb
1.	vs. St. Francis (Pa.), 12/5/2017	61
2.	vs. Xavier, 12/4/1993	59
3.	vs. Georgia Southern, 11/11/2008	58
4.	vs. South Carolina State, 11/21/1998	57
	vs. Tennessee-Martin, 11/20/2004	57

OFFENSIVE REBOUNDS

Rk	Opponent, Date	OReb
1.	vs. Wake Forest, 2/14/1968	37
2.	vs. Virginia, 12/16/1966	34
3.	vs. Penn State, 1/3/1966	32
	vs. Wake Forest, 1/15/1966	32
5.	vs. Virginia, 1/15/1966	31

OFFENSIVE REBOUNDS, COACH K ERA

Rk	Opponent, Date	OReb
1.	vs. Appalachian State, 12/29/1986	29
2.	vs. Florida State, 1/25/2014	27
3.	vs. Xavier, 12/4/1993	26
	vs. UNC Greensboro, 12/30/1998	26
	vs. Tennessee-Martin, 11/20/2004	26

DEFENSIVE REBOUNDS

Rk	Opponent, Date	DReb
1.	vs. Penn State, 1/3/66	40
	vs. Marist, 11/11/2016	40
3.	vs. UCLA, 12/20/65	39
	vs. Virginia, 2/12/66	39
	vs. Wake Forest, 2/24/68	39
	vs. North Carolina, 3/2/68	39
	vs. South Carolina State, 11/21/98	39

DEFENSIVE REBOUNDS, COACH K ERA

Rk	Opponent, Date	DReb
1.	vs. Marist, 11/11/2016	40
2.	vs. South Carolina State, 11/21/1998	39
3.	vs. Army, 11/20/1999	37
	vs. Delaware, 12/1/2012	37
5.	4x, last vs. Maine, 12/3/2016	36

ASSISTS

Rk	Opponent, Date	Ass
1.	vs. St. Francis (Pa.), 12/5/2017	34
2.	vs. Miami, 2/19/1986	33
3.	vs. Evansville, 12/20/2017	32
4.	vs. Harvard, 11/25/1989	30
	vs. South Carolina State, 11/21/1998	30
	vs. Presbyterian, 11/14/2014	30

STEALS

Rk	Opponent, Date	Stl
1.	vs. Davidson, 11/20/1997	22
2.	vs. Davidson, 1/27/1976	21
	vs. Davidson, 12/5/2000	21
4.	3x, last vs. Maryland, 1/11/2006	19

BLOCKED SHOTS

Rk	Opponent, Date	Blk
1.	vs. Illinois-Chicago, 12/14/2004	18
2.	vs. Virginia, 1/10/1999	17
3.	vs. Portland, 12/14/2003	14
	vs. Virginia, 1/16/2005	

Cameron Indoor Stadium Records

OPPONENT INDIVIDUAL RECORDS, GAME

POINTS

Rk	Name, Opponent, Date	Pts
1.	Grady Wallace, South Carolina, 2/23/1957	43
2.	Len Bias, Maryland, 1/25/1986	41
3.	Frank Selvy, Furman, 12/2/1953	40
	Lennie Rosenbluth, North Carolina, 3/1/1957	40
	Joe Smith, Maryland, 3/1/1995	40
6.	Bob Weiss, Penn State, 1/5/1965	38
7.	John Roche, South Carolina, 2/8/1969	37
	Chris Paul, Wake Forest, 2/20/2005	37
	Al Thornton, Florida State, 2/4/2006	37
10.	Terry Holland, Davidson, 12/1/1962	36
	Ralph Sampson, Virginia, 12/8/1982	36
	Dennis Scott, Georgia Tech, 1/28/1990	36

FIELD GOALS

Rk	Name, Opponent, Date	FG
1.	Ralph Sampson, Virginia, 12/8/1982	18
2.	Bob Weiss, Penn State, 1/5/1965	17
	Al Thornton, Florida State, 2/4/2006	17
4.	7x, last Joe Smith, Maryland, 3/1/1995	15

FIELD GOAL ATTEMPTS

Rk	Name, Opponent, Date	FGA
1.	Grady Wallace, South Carolina, 2/23/1957	32
	Al Thornton, Florida State, 2/4/2006	32
3.	Bob Weiss, Penn State, 1/5/1965	31
4.	Bud Olsen, Louisville, 12/8/1961	30
	Bob Leonard, Wake Forest, 1/16/1965	30
	Will Hetzel, Maryland, 1/11/1969	30
	Gus Gerard, Virginia, 2/13/1974	30

FIELD GOAL PERCENTAGE

Rk	Name, Opponent, Date	Pct
1.	Devin Gray, Clemson, 1/27/1992	[10-of-11] .909
	Rasheed Wallace, North Carolina, 2/2/1995	[10-of-11] .909
3.	Reggie Johnson, Miami, 1/2/2011	[9-of-10] .900
	Jerome Hill, Gardner-Webb, 12/16/2013	[9-of-10] .900
5.	Rodney Rogers, Wake Forest, 2/13/1993	[14-of-16] .875

Minimum 10 made field goals

3-POINT FIELD GOALS

Rk	Name, Opponent, Date	3FG
1.	Jimmy Baron, Rhode Island, 11/16/2008	8
2.	Tyrone Perry, Delaware, 12/19/1995	7
3.	6x, last Phil Cofer, Florida State, 12/30/2017	6

3-POINT FIELD GOAL ATTEMPTS

Rk	Name, Opponent, Date	3FGA
1.	Tony Stockman, Clemson, 1/7/2001	12
	Braian Angola, Florida State, 12/30/2017	12
	Cameron Johnson, North Carolina, 3/3/2018	12
4.	Chris Spatola, Army, 11/20/1999	11
	Kevin Foster, Santa Clara, 12/29/2012	11
	Hunter Ware, Bryant, 11/14/2015	11

3-POINT FIELD GOAL PERCENTAGE

Rk	Name, Opponent, Date	Pct
1.	Tyrone Perry, Delaware, 12/19/1995	[7-of-8] .875
2.	Marc Campbell, Clemson, 1/29/1983	[5-of-6] .833
	Jack McClinton, Miami, 2/7/2009	[5-of-6] .833
4.	12x, last Sebastian Koch, Elon	[4-of-5] .800

Minimum 4 made three-point field goals

FREE THROWS MADE

Rk	Name, Opponent, Date	FT
1.	Grady Wallace, South Carolina, 2/23/1957	21
2.	Dickie Hemric, Wake Forest, 2/19/1955	20
3.	John Roche, South Carolina, 2/8/1969	17
4.	Lennie Rosenbluth, North Carolina, 3/1/1957	16
5.	Jim O'Brien, Maryland, 2/6/1971	15
	Carlos Yates, George Mason, 1/3/1983	15

FREE THROWS ATTEMPTED

Rk	Name, Opponent, Date	FGA
1.	Dickie Hemric, Wake Forest, 2/19/1955	26
2.	Grady Wallace, South Carolina, 2/23/1957	23
3.	Lennie Rosenbluth, N. Carolina, 3/1/1957	21
	John Roche, South Carolina, 2/8/1969	21
5.	Dickie Hemric, Wake Forest, 1/26/1952	20

FREE THROWS MADE (NO MISSES)

Rk	Name, Opponent, Date	FT
1.	Carlos Yates, George Mason, 1/3/1983	15
2.	Len Bias, Maryland, 1/25/1986	13
3.	Jeff Jones, Virginia, 1/30/1982	12
	Jason Capel, North Carolina, 3/3/2002	12
5.	Shermann Nearman, North Carolina, 2/24/1950	10
	Mike Arizin, William & Mary, 12/2/1972	10
	Phil Cox, Vanderbilt, 11/28/1981	10

REBOUNDS

Rk	Name, Opponent, Date	Reb
1.	Brice Johnson, North Carolina, 3/5/2016	21
2.	Tyler Roberson, Syracuse, 1/18/2016	20
3.	Grady Wallace, South Carolina, 2/23/1957	18
	David Duarte, Cincinnati, 12/29/1979	18
	Joe Smith, Maryland, 3/1/1995	18
	Sean May, North Carolina, 2/9/2005	18

OFFENSIVE REBOUNDS

Rk	Name, Opponent, Date	OReb
1.	Tyler Roberson, Syracuse, 1/18/2016	12
	Brice Johnson, North Carolina, 3/5/2016	12
3.	Joe Smith, Maryland, 3/1/1995	10
4.	Dan Callahan, Northeastern, 11/26/1994	9
	Stephen Marshall, Davidson, 11/20/1997	9

DEFENSIVE REBOUNDS

Rk	Name, Opponent, Date	DReb
1.	Joseph Forte, North Carolina, 2/1/2001	15
2.	Larry Miller, North Carolina, 3/2/1968	13
	Derrick Hicks, Wake Forest, 2/13/1993	13
	Sean May, North Carolina, 2/9/2005	13
5.	J.R. Reid, North Carolina, 1/10/1987	12
	Randy Holcomb, San Diego State, 12/29/2001	12
	Cameron Moore, UAB, 1/5/2011	12

ASSISTS

Rk	Name, Opponent, Date	Ast
1.	Craig Neal, Georgia Tech, 2/3/1988	14
2.	Ed Cota, North Carolina, 3/4/2000	13
3.	Mike Eppley, Clemson, 2/24/1982	12
	Sidney Lowe, NC State, 2/23/1983	12
	Tyrone Bogues, Wake Forest, 1/16/1986	12
	Kenny Anderson, Georgia Tech, 1/28/1990	12
	Rob Garner, Delaware, 12/19/1995	12
	Greivis Vasquez, Maryland, 2/28/2007	12

BLOCKED SHOTS

Rk	Name, Opponent, Date	Blk
1.	Robert Siler, Wake Forest, 1/14/1991	9
2.	Allen Pinson, Toledo, 12/12/2004	7
	Cedric Simmons, N.C. State, 1/18/2006	7
	Danny Green, North Carolina, 3/8/2008	7
5.	4x, last C.J. Leslie, NC State, 2/16/2012	6

STEALS

Rk	Name, Opponent, Date	FG
1.	Kenny Carr, NC State, 2/18/1976	7
	Spud Webb, NC State, 2/20/1985	7
3.	7x, last Mardy Collins, Temple, 1/8/2005	6

OPPONENT TEAM RECORDS, GAME

MOST POINTS

North Carolina, 3/5/1983	105
--------------------------	-----

FEWEST POINTS

Maryland, 1941	17
----------------	----

FEWEST POINTS IN A HALF

North Carolina, 2/24/1979	[1st Half] 0
---------------------------	--------------

MOST FIELD GOALS

Penn State, 1/3/1967	39
----------------------	----

FEWEST FIELD GOALS

Maryland, 1941	6
----------------	---

MOST FIELD GOAL ATTEMPTS

Penn State, 1/3/1967	89
----------------------	----

Wake Forest, 2/12/1969	89
------------------------	----

FEWEST FIELD GOAL ATTEMPTS

NC State, 1/9/1960	30
--------------------	----

South Carolina, 2/23/1957	30
---------------------------	----

HIGHEST FIELD GOAL PCT.

Louisville, 1/12/1983	.714
-----------------------	------

LOWEST FIELD GOAL PCT.

Ft. Bragg, 1/2/1945	.126
---------------------	------

MOST 3-POINT FIELD GOALS

Florida State, 12/30/2017	15
---------------------------	----

MOST 3-POINT FIELD GOAL ATTEMPTS

Elon, 12/28/2015	31
------------------	----

MOST FREE THROWS MADE

NC State, 1/8/1955	38
--------------------	----

FEWEST FREE THROWS MADE

3x, last Georgia Southern, 12/15/2015	0
---------------------------------------	---

MOST FREE THROW ATTEMPTS

George Washington, 2/9/1953	54
-----------------------------	----

North Carolina, 3/1/1957	54
--------------------------	----

FEWEST FREE THROW ATTEMPTS

Maryland, 2/18/1978	1
---------------------	---

HIGHEST FREE THROW PCT.

Penn State, 1/3/1967	[6-6] 1.000
----------------------	-------------

Iowa, 1/16/1993	[5-5] 1.000
-----------------	-------------

Davidson, 11/18/2011	[14-14] 1.000
----------------------	---------------

Pennsylvania, 1/1/2012	[9-9] 1.000
------------------------	-------------

LOWEST FREE THROW PCT.

3x, last Georgia Southern, 12/15/2015	[0-4] .000
---------------------------------------	------------

MOST REBOUNDS

North Carolina, 3/5/2016	64
--------------------------	----

MOST ASSISTS

Auburn, 12/30/1981	27
--------------------	----

LARGEST VICTORY MARGIN

Norfolk, 1/5/1944	33
-------------------	----

MOST PERSONAL FOULS

New Hampshire, 12/29/1982	38
---------------------------	----

FEWEST PERSONAL FOULS

Cherry Point Marines, 1/8/1944	6
--------------------------------	---

Fort Bragg, 12/21/1943	6
------------------------	---

MOST DISQUALIFICATIONS

NC State, 1/7/1950	5
--------------------	---

Cameron Indoor Stadium Records

YEAR-BY-YEAR RECORDS

Year	W	L	Pct.
1940	9	1	.900
1941	6	5	.545
1942	11	0	1.000
1943	8	3	.727
1944	7	8	.467
1945	6	5	.545
1946	10	2	.833
1947	8	3	.727
1948	12	4	.800
1949	7	3	.700
1950	11	2	.846
1951	7	3	.700
1952	11	1	.917
1953	9	2	.818
1954	10	1	.909
1955	9	1	.900
1956	9	1	.900
1957	8	1	.889
1958	9	0	1.000
1959	7	3	.700
1960	5	4	.556
1961	8	0	1.000
1962	11	1	.917
1963	11	0	1.000
1964	10	0	1.000
1965	8	2	.800
1966	10	0	1.000
1967	9	1	.900
1968	9	1	.900
1969	6	4	.600
1970	8	2	.800
1971	8	2	.800
1972	10	2	.833
1973	8	2	.800
1974	7	4	.636
1975	8	4	.667
1976	8	4	.667
1977	6	5	.545
1978	12	0	1.000
1979	10	1	.909
1980	10	2	.833
1981	11	3	.786
1982	8	7	.533
1983	9	7	.563
1984	11	5	.688
1985	12	3	.800
1986	15	0	1.000
1987	14	2	.875
1988	12	2	.857
1989	14	1	.933
1990	13	1	.929
1991	16	0	1.000
1992	13	0	1.000
1993	14	2	.875
1994	14	2	.875
1995	8	6	.571
1996	11	4	.733
1997	15	2	.882
1998	15	0	1.000
1999	14	0	1.000
2000	13	2	.867
2001	13	2	.819
2002	13	0	1.000
2003	15	0	1.000
2004	14	1	.933
2005	14	1	.933
2006	14	1	.933
2007	15	4	.789
2008	15	1	.938
2009	16	1	.941
2010	17	0	1.000
2011	17	0	1.000
2012	13	3	.813
2013	16	0	1.000
2014	17	0	1.000
2015	15	1	.938
2016	15	3	.833
2017	15	1	.938
2018	15	1	.938
Totals	877	159	.847

MISCELLANEOUS

TOTALS	
Games	1,036
Duke Total Points (Average)	82,758 (80.0)
Opponent Points (Average)	66,242 (64.0)
WIN-LOSS RECORDS	
Duke Overall Record	877-159 (.847)
ACC Regular Season	377-100 (.790)
Non-Conference Regular Season	413-37 (.918)
Duke When Ranked	582-56 (.912)
Duke When Ranked No. 1	105-3 (.972)
Duke When Ranked Top 5	303-25 (.924)
Duke When Ranked Top 10	488-40 (.924)
Duke vs. Ranked Team	121-63 (.658)
Duke vs. No. 1	4-6 (.400)
Duke vs. Top 5	23-27 (.460)
Duke vs. Top 10	48-46 (.511)
Ranked vs. Ranked	97-26 (.789)
Top 5 vs. Top 5	11-4 (.733)
Top 10 vs. Top 10	34-11 (.756)
Overtime	25-12 (.676)
WIN-LOSS RECORDS IN COACH K ERA	
Overall	519-64 (.890)
ACC Regular Season	236-56 (.808)
Non-Conference Regular Season	281-8 (.972)
Postseason NIT	2-0 (1.000)
MOST VICTORIES	
By Duke	17 in 2010
	17 in 2011
	17 in 2014
MOST LOSSES	
By Duke	8 in 1944
FEWEST LOSSES	
By Duke	0, 18 times; last in 2014 (17-0)
MOST 100-POINT GAMES	
By Duke	7 in 2001
By Opponents	3 in 1983
ALL-TIME 100-POINT GAMES	
By Duke	131
By Opponents	6
50TH ANNIVERSARY GAME	
Jan. 6, 1990	Duke 76, Virginia 68
75TH ANNIVERSARY GAME	
Jan. 3, 2015	Duke 85, Boston College 62
LONGEST WINNING STREAK	
Jan. 13, 1997 - Feb. 5, 2000	46 games
Feb. 22, 2009 - Jan. 19, 2012	45 games
Nov. 9, 2012 - Jan. 3, 2015	41 games
Nov. 25, 2001 - Feb. 26, 2004	41 games
Nov. 14, 1990 - Jan. 16, 1993	36 games
LONGEST NON-CONFERENCE WINNING STREAK	
Nov. 14, 2000 - Present	139 games
Feb. 2, 1983 - Dec. 2, 1995	95 games

KRZYZEWSKIVILLE

Though tents popped up from time to time at Duke before the arrival of Mike Krzyzewski in 1980, Krzyzewskiville – named “Tent City” prior to that – came to form as we know it today in 1986 when the popularity of the team soared with its immense success. After its humble beginnings when only a handful of students erected tents in the courtyard area outside of Cameron Indoor Stadium, Krzyzewskiville has grown and is now an integral part of the Duke culture. Today, more than a thousand students camp out for their place in line in order to get the best seats at games, sometimes for as long as 10 weeks.

The increased growth of K-ville has brought on more rules. Currently, the home game versus North Carolina is the only game designated as a “tenting game.” At least one person needs to man the tent at all times unless the head line monitor, who is essentially the mayor of K-ville, declares a grace period. Generally, there are 12 people in each tent, which are often adorned with numbers and phrases to differentiate themselves.

Coach K addresses the students prior to the UNC home game, and is known to send pizzas to them for their dedication to the Duke basketball team. Keeping true to its emphasis on schoolwork, Duke officials made sure that wireless internet access is available in K-ville during a recent courtyard renovation so students could handle their academic requirements during the spring semester.

Duke’s “Sixth Man,” better known as the Cameron Crazy’s, is among the best cheering sections in all of sports. Their creativity is emulated, but never matched, at other schools around the nation. Largely because of their fervent support, the game experience at Cameron Indoor Stadium has become an event itself and a destination for many die-hard sports fans in the United States.

CAMERON INDOOR STADIUM MILESTONE GAMES

Game 1	Jan. 6, 1940
	Duke 36, Princeton 27
Game 100	Jan. 24, 1948
	Duke 52, Virginia Tech 45
Game 200	Feb. 5, 1957
	Duke 90, Pittsburgh 72
Game 300	Jan. 28, 1967
	Duke 99, N.C. State 60
Game 400	Feb. 25, 1976
	Clemson 90, Duke 89
Game 500	Jan. 11, 1984
	Duke 73, Appalachian State 60
Game 600	Dec. 1, 1990
	Duke 111, Charlotte 94
Game 700	Feb. 2, 1997
	Duke 70, Georgia Tech 61
Game 800	Feb. 8, 2004
	Duke 81, Clemson 55
Game 900	Feb. 4, 2010
	Duke 86, Georgia Tech 67
Game 1,000	Feb. 8, 2016
	Duke 72, Louisville 65

100-Point Games

DUKE'S 100-POINT GAMES (CHRONOLOGICAL ORDER)

Date	Opponent	Loc	W/L	Score	Date	Opponent	Loc	W/L	Score	Date	Opponent	Loc	W/L	Score
12/30/2017	Florida State	H	W	100-93	1/15/1992	N.C. State	H	W	110-75	3/14/1964	Connecticut	N	W	101-54
12/20/2017	Evansville	H	W	104-40	11/30/1991	Harvard	H	W	118-65	2/29/1964	North Carolina	A	W	104-69
12/5/2017	St. Francis (Pa.)	H	W	124-67	11/25/1991	East Carolina	H	W	103-75	2/8/1964	N.C. State	A	W	104-72
1/4/2017	Georgia Tech	H	W	110-57	3/14/1991	La.-Monroe	N	W	102-73	2/1/1964	Navy	H	W	121-63
12/30/2015	Long Beach State	H	W	103-81	2/9/1991	Maryland	H	W	101-81	2/23/1963	North Carolina	H	W	106-93
12/28/2015	Elon	H	W	105-66	1/2/1991	Boston U.	H	W	109-55	1/26/1963	West Virginia	H	W	111-71
11/14/2015	Bryant	H	W	113-75	12/19/1990	Harvard	A	W	103-61	12/29/1962	Wake Forest	N	W	113-87
11/15/2014	Fairfield	H	W	109-59	12/1/1990	Charlotte	H	W	111-94	2/10/1962	Virginia	H	W	101-75
11/14/2014	Presbyterian	H	W	113-44	11/26/1990	East Carolina	H	W	125-82	1/11/1962	Clemson	A	W	104-96
11/8/2013	Davidson	H	W	111-77	11/16/1990	Boston College	H	W	100-76	12/5/1961	Davidson	H	W	117-72
12/30/2011	Western Michigan	H	W	110-70	3/9/1990	Maryland	N	W	104-84	2/23/1961	Seton Hall	A	W	112-78
12/29/2010	UNC Greensboro	A	W	108-62	2/12/1990	Stetson	A	W	102-67	2/9/1961	Wake Forest	H	W	100-90
11/19/2010	Colgate	H	W	110-58	2/10/1990	Maryland	A	W (ot)	114-111	1/31/1961	South Carolina	A	W	107-94
12/31/2009	Pennsylvania	H	W	114-55	1/22/1990	William & Mary	A	W	109-76	12/12/1960	South Carolina	H	W	107-79
12/15/2009	Gardner-Webb	H	W	113-68	1/3/1990	The Citadel	H	W	108-69	1/11/1956	Clemson	A	W	109-80
11/21/2009	Radford	H	W	104-67	12/28/1989	Drake	N	W	101-77	2/22/1955	Virginia	A	W	105-92
11/17/2009	Charlotte	H	W	101-59	12/9/1989	Michigan	A	L (ot)	108-113	2/5/1955	West Virginia	H	W	115-75
2/22/2009	Wake Forest	H	W	101-91	12/2/1989	Northwestern	A	W	103-77	1/15/1955	Virginia	H	W	109-89
12/17/2008	Albany	H	W	111-70	11/29/1989	Canisius	H	W	102-66	12/14/1954	Davidson	A	W	107-75
11/9/2007	N.C. Central	H	W	121-56	11/25/1989	Harvard	H	W	130-54	12/3/1954	Clemson	H	W	115-54
12/31/2005	UNC Greensboro	N	W	102-69	2/18/1989	Kansas	H	W	102-77	2/13/1954	Virginia Tech	A	W	107-53
12/18/2005	Valparaiso	H	W	104-77	2/5/1989	Notre Dame	A	W	102-80	12/12/1953	William & Mary	H	W	109-44
2/20/2005	Wake Forest	H	W	102-92	1/11/1989	William & Mary	H	W	100-38	12/5/1953	Tennessee	H	W	101-61
1/30/2005	Virginia Tech	H	W	100-65	1/5/1989	Davidson	H	W	101-53	12/2/1953	Furman	H	W	110-76
1/15/2003	Virginia	H	W	104-93	12/10/1988	Miami (Fla.)	A	W	117-102	2/12/1953	Wake Forest	A	W (ot)	101-99
11/23/2002	Army	H	W	101-53	2/1/1988	Clemson	H	W	101-63	12/15/1951	VMI	H	W	102-45
2/14/2002	N.C. State	H	W	108-71	1/23/1988	Wake Forest	A	W	103-70					
1/19/2002	Wake Forest	H	W	103-80	1/6/1988	Miami (Fla.)	H	W	107-69					
1/10/2002	Georgia Tech	H	W	104-79	1/4/1988	William & Mary	H	W	101-70					
1/2/2002	Davidson	N	W	106-73	12/21/1987	Harvard	H	W	121-62					
12/8/2001	Michigan	A	W	104-83	12/9/1987	Davidson	A	W	105-71					
11/25/2001	Portland	H	W	104-62	11/28/1987	App. State	H	W	110-74					
2/11/2001	N.C. State	H	W	101-75	1/24/1987	Clemson	A	W (ot)	105-103					
2/4/2001	Florida State	H	W	100-58	12/30/1986	Northwestern	H	W	106-55					
1/13/2001	Virginia	H	W	103-61	12/3/1986	East Carolina	H	W	103-65					
1/7/2001	Clemson	H	W	115-72	2/19/1986	Miami (Fla.)	H	W	104-82					
12/30/2000	N.C. A&T	H	W	108-73	1/26/1985	Clemson	A	W	100-83					
12/9/2000	Michigan	H	W	104-61	2/26/1983	Georgia Tech	H	W	106-81					
12/5/2000	Davidson	H	W	102-60	2/19/1983	Wake Forest	A	L	104-110					
2/16/2000	Florida State	H	W	101-68	12/20/1980	Detroit	H	W	111-71					
2/5/2000	Virginia	H	W	106-86	2/11/1978	Davidson	H	W	104-88					
1/5/2000	Virginia	A	W (ot)	109-100	2/8/1978	Virginia	H	W	100-75					
12/21/1999	Davidson	H	W	109-65	1/28/1978	East Carolina	H	W	105-82					
12/19/1999	N.C. A&T	H	W	101-60	1/11/1978	Clemson	A	W	107-85					
12/11/1999	Michigan	A	W	104-97	1/9/1978	Lehigh	H	W	105-63					
11/20/1999	Army	H	W	100-42	11/29/1977	Wash. College	H	W	110-66					
3/4/1999	Virginia	N	W	104-67	1/5/1977	Davidson	A	W	102-51					
2/13/1999	Wake Forest	H	W	102-71	1/24/1976	N.C. State	A	L	101-106					
2/11/1999	Virginia	H	W	100-54	12/27/1975	W. Kentucky	N	W	111-90					
1/10/1999	Virginia	A	W	115-69	11/29/1975	Johns Hopkins	H	W	103-72					
12/30/1998	UNC Greensboro	H	W	104-58	2/22/1975	Georgia Tech	H	W	107-76					
12/12/1998	Michigan	H	W	108-64	1/29/1975	Davidson	A	W	113-76					
12/9/1998	Florida	H	W	116-86	1/22/1975	Wake Forest	A	L	109-122					
11/26/1998	Notre Dame	N	W	111-82	11/30/1974	Cornell	H	W	100-62					
11/21/1998	S.C. State	H	W	120-56	12/29/1973	Yale	H	W	105-80					
2/22/1998	UCLA	H	W	120-84	12/30/1972	Harvard	H	W	102-76					
1/20/1998	N.C. A&T	H	W	101-66	12/12/1972	East Carolina	H	W	108-74					
1/3/1998	Maryland	A	W	104-72	2/20/1971	Virginia	H	W	101-69					
12/21/1997	Mercer	H	W	126-64	12/15/1970	Virginia Tech	H	W	104-75					
12/6/1997	Virginia	H	W	103-59	2/17/1969	Virginia	H	W	100-81					
11/24/1997	Chaminade	N	W	106-70	2/12/1969	Wake Forest	H	W	122-93					
11/20/1997	Davidson	H	W	100-65	2/14/1968	Wake Forest	H	W	105-65					
1/2/1997	S.C. State	H	W	104-54	1/9/1968	Clemson	H	W	101-79					
12/30/1996	Western Carolina	H	W	104-54	12/30/1967	Wake Forest	N	W	103-76					
12/22/1996	Army	H	W	100-38	12/13/1967	Virginia	H	W	103-61					
12/2/1996	Lehigh	H	W	103-51	2/28/1967	Wake Forest	A	W	113-71					
12/20/1995	Western Carolina	H	W	107-67	2/1/1967	Virginia	A	W	100-77					
2/2/1995	North Carolina	H	L (2ot)	100-102	3/3/1966	Wake Forest	N	W	103-73					
11/2/1995	S.C. State	H	W	107-61	1/15/1966	Wake Forest	H	W	101-81					
12/6/1994	G. Washington	H	W	103-73	12/21/1965	Michigan	N	W (ot)	100-93					
1/22/1994	Florida State	H	W	106-79	12/14/1965	Furman	H	W	102-67					
3/18/1993	Southern Illinois	N	W	105-70	12/1/1965	Virginia Tech	N	W	112-79					
1/26/1993	San Francisco	H	W	117-73	3/5/1965	Wake Forest	N	W	101-81					
1/6/1993	Clemson	H	W	110-67	2/20/1965	Notre Dame	N	W	101-88					
12/30/1992	Boston U.	H	W	106-72	2/11/1965	Virginia	H	W	136-72					
12/7/1992	Northeastern	H	W	103-72	2/6/1965	West Virginia	H	W	109-89					
12/1/1992	Canisius	H	W	110-62	1/16/1965	Wake Forest	H	W	105-77					
3/28/1992	Kentucky	N	W (OT)	104-103	1/12/1965	Clemson	H	W	106-81					
2/1/1992	Notre Dame	H	W	100-71	1/5/1965	Penn State	H	W	121-88					
1/27/1992	Clemson	H	W	112-73	12/19/1964	Virginia	A	W	104-91					
1/18/1992	Charlotte	H	W	104-82	12/12/1964	South Carolina	H	W	111-72					

100-Point Games

RECORD VS. OPPONENT IN 100-POINT GAMES

	W	L
Albany	1	0
Appalachian State	1	0
Army	3	0
Boston College	1	0
Boston	2	0
Bryant	1	0
Canisius	2	0
Chaminade	1	0
Charlotte	3	0
Clemson	12	0
Colgate	1	0
Connecticut	1	0
Cornell	1	0
Davidson	12	0
Detroit	1	0
Drake	1	0
East Carolina	5	0
Elon	1	0
Evansville	1	0
Fairfield	1	0
Florida	1	0
Florida State	4	0
Furman	2	0
Gardner-Webb	1	0
George Washington	1	0
Georgia Tech	4	0
Harvard	5	0
Johns Hopkins	1	0
Kansas	1	0
Kentucky	1	0
Lehigh	2	0
Long Beach State	1	0
Louisiana Monroe	1	0
Maryland	4	0
Mercer	1	0
Miami (Fla.)	3	0
Michigan	5	1
Navy	1	0
NC State	4	1
North Carolina	2	1
North Carolina A&T	3	0
North Carolina Central	1	0
Northeastern	1	0
Northwestern	2	0
Notre Dame	4	0
Penn State	1	0
Pennsylvania	1	0
Portland	1	0
Presbyterian	1	0
Radford	1	0
San Francisco	1	0
Seton Hall	1	0
South Carolina	3	0
South Carolina State	3	0
Southern Illinois	1	0
St. Francis (Pa.)	1	0
Stetson	1	0
Tennessee	1	0
The Citadel	1	0
UCLA	1	0
UNC Greensboro	3	0
Valparaiso	1	0
Virginia	18	0
Virginia Tech	4	0
VMI	1	0
Wake Forest	16	2
Washington College	1	0
West Virginia	3	0
Western Carolina	2	0
Western Kentucky	1	0
Western Michigan	1	0
William & Mary	4	0
Yale	1	0
TOTAL	183-5 (.973)	

DUKE 100-POINT GAME FACTS

Duke 100-Point Game Record:	183-5
Home 100-Point Game Record:	131-1
100-Point Game Record at Cameron Indoor Stadium:	131-1
Away 100-Point Game Record:	33-4
Neutral Site 100-Point Game Record:	19-0
Overtime 100-Point Games:	[6-2] 8
Most Consecutive Wins When Scoring 100:	[12/20/95 - Present] 67 [12/15/51 - 11/30/74] 54
Most Consecutive Losses When Scoring 100:	[Five times] 1
Most Consecutive 100-Point Games:	3, three times vs. Michigan, N.C. A&T and Davidson in 1999-00 vs. Army, Western Carolina and S.C. State in 1996-97 and vs. Harvard, Canisius and Northwestern in 1989-90
Most Frequent 100-Point Game Opponent:	[last in 2003] Virginia, 18 times
Most 100-Point Games in a Season:	[1964-65] 9
Under Mike Krzyzewski:	[home: 91-0; away: 17-2; neutral: 10-0] 118-2
When Opponent Scores 100 Points	5-32
When Both Teams Score 100 Points	5-5

OPPONENTS' 100-POINT GAMES (CHRONOLOGICAL ORDER)

Date	Opponent	Loc	W/L	Score	Date	Opponent	Loc	W/L	Score
12/22/52	George Washington	A	L	87-113	2/2/80	Maryland	A	L	82-101
12/29/56	NC State	N	L	80-102	12/8/82	Virginia	H	L	91-104
12/12/58	West Virginia	A	L	63-101	1/22/83	North Carolina	A	L	82-103
2/14/61	Wake Forest	A	L	89-103	2/5/83	Virginia	A	L	84-105
12/10/67	UCLA	A	L	87-107	2/19/83	Wake Forest	A	L	104-110
3/18/68	St. Peter's	N	L	71-100	2/21/83	Maryland	H	L	90-101
12/20/68	Wake Forest	N	L	78-106	3/5/83	North Carolina	H	L	81-105
12/8/73	Virginia	A	L	82-104	3/11/83	Virginia	N	L	66-109
2/2/74	Maryland	A	L	83-104	1/24/87	Clemson	A	W (OT)	105-103
2/20/74	NC State	A	L	87-113	12/10/88	Miami	O	W	117-102
12/20/1974	Louisiana State	N	L	95-105	12/9/89	Michigan	A	L (OT)	108-113
1/22/75	Wake Forest	A	L	109-122	2/10/90	Maryland	A	W (OT)	114-111
2/8/75	Maryland	H	L	80-104	4/2/90	UNLV	N	L	73-103
2/15/75	Clemson	A	L	66-100	2/24/91	Arizona	A	L (2OT)	96-103
1/2/76	NC State	N	L	95-104	3/28/92	Kentucky	N	W (OT)	104-103
1/14/76	Clemson	A	L (OT)	96-102	2/2/95	North Carolina	H	L (2OT)	100-102
1/24/76	NC State	A	L	101-106	2/26/95	UCLA	A	L	77-100
2/7/76	Maryland	A	L	91-102	1/5/00	Virginia	A	W (OT)	109-100
					2/11/09	North Carolina	H	L	87-101

Overtime Games

DUKE'S OVERTIME GAMES (CHRONOLOGICAL ORDER)

Date	Opponent	Loc	W/L	Score
3/25/2018	Kansas	N	L	81-85
11/24/2017	Texas	N	W	85-78
3/10/2016	Notre Dame	N	L	79-84
12/19/2015	Utah	N	L	75-77
2/25/2015	Virginia Tech	A	W	91-86
2/18/2015	North Carolina	H	W	92-90
2/1/2014	Syracuse	A	L	89-91
2/25/2012	Virginia Tech	H	W	70-65
2/3/2012	Miami	H	L	74-78
2/7/2009	Miami	H	W	78-75
12/20/2007	Pittsburgh	N	L	64-65
3/8/2007	N.C. State	N	L	80-85
2/1/2007	Virginia	A	L	66-68
1/6/2007	Virginia Tech	H	L	67-69
2/4/2006	Florida State	H	W	97-96
2/12/2005	Maryland	A	L	92-99
3/14/2004	Maryland	N	L	87-95
2/5/2004	North Carolina	A	W	83-81
2/13/2003	Wake Forest	2OT	A	80-94
12/18/2001	Kentucky	N	W	95-92
1/27/2001	Maryland	A	W	98-96
2/3/2000	North Carolina	A	W	90-86
1/19/2000	N.C. State	H	W	92-88
1/5/2000	Virginia	A	W	109-100
12/4/1999	DePaul	H	W	84-83
11/11/1999	Stanford	N	L	79-80
1/24/1999	St. John's	A	W	92-88
1/7/1997	Clemson	A	L	82-86
12/5/1996	Florida State	H	W	72-66
2/17/1996	N.C. State	H	W	79-76
2/7/1996	Georgia Tech	A	L	71-73
2/2/1995	North Carolina	2OT	H	100-102
1/14/1995	Virginia	2OT	H	88-91
1/24/1993	Florida State	A	L	88-89
1/4/1993	Oklahoma	H	W	88-84
3/28/1992	Kentucky	N	W	104-103
12/14/1991	Michigan	A	W	88-85
2/24/1991	Arizona	2OT	A	96-103
3/24/1990	Connecticut	N	W	79-78
2/10/1990	Maryland	A	W	114-111
1/24/1990	N.C. State	H	W	85-82
12/9/1989	Michigan	A	L	108-113
2/20/1988	Kansas	A	W	74-70
3/6/1987	N.C. State	N	L	64-71
2/15/1987	Notre Dame	A	L	66-70
1/31/1987	Wake Forest	A	W	62-60
1/24/1987	Clemson	A	W	105-103
1/30/1985	Wake Forest	A	W	76-70
1/17/1985	Wake Forest	H	L	89-91
1/14/1985	Maryland	A	L	76-78
3/9/1984	Georgia Tech	N	W	67-63
3/3/1984	North Carolina	2OT	A	83-96
2/23/1984	N.C. State	A	W	73-70
2/18/1984	Wake Forest	H	W	79-77
2/24/1982	Clemson	3OT	H	73-72
2/8/1982	UNC Wilmington	H	W	67-57
11/28/1981	Vanderbilt	2OT	H	75-76
2/28/1981	North Carolina	H	W	66-65
2/25/1981	Clemson	A	L	52-54
12/9/1980	Vanderbilt	A	W	72-69
2/20/1980	Clemson	H	W	87-82
1/9/1980	Clemson	A	L	82-87
12/29/1979	Cincinnati	H	W	87-75
12/21/1979	Boston College	N	W	70-64
11/17/1979	Kentucky	N	W	82-76
12/29/1978	Ohio State	N	L	84-90
12/10/1977	Southern Cal	A	L	81-87
2/5/1977	Maryland	H	L	64-65
1/17/1977	Virginia	A	W	82-74
1/12/1977	Clemson	H	L	73-80
12/14/1976	Connecticut	N	W	64-62
3/4/1976	Maryland	N	L	78-80
1/21/1976	Wake Forest	H	W	97-93
1/14/1976	Clemson	A	L	96-102
2/1/1975	Virginia	H	L	85-92
1/3/1975	North Carolina	N	W	99-96
3/2/1974	North Carolina	A	L	92-96
1/3/1973	Virginia	A	L	74-80
2/23/1972	N.C. State	H	W	74-73
12/7/1971	Pennsylvania	H	L	49-50
3/27/1971	St. Bonaventure	N	L	88-92

Date	Opponent	Loc	W/L	Score
2/18/1970	Davidson	A	W	79-76
1/7/1970	Wake Forest	H	W	78-72
12/1/1969	Virginia Tech	2OT	N	66-63
2/19/1969	Davidson	A	L	80-88
3/2/1968	North Carolina	3OT	H	87-86
1/14/1967	Maryland	A	W	72-69
2/22/1966	Wake Forest	A	L	98-99
12/21/1965	Michigan	N	W	100-93
2/9/1965	N.C. State	H	W	78-67
12/30/1964	Ohio State	2OT	A	94-89
12/10/1964	Navy	N	W	93-87
1/25/1964	Tennessee	N	W	67-65
12/11/1963	Vanderbilt	A	L	92-97
2/25/1961	North Carolina	A	L	66-69
1/11/1961	Virginia	A	W	92-90
12/3/1960	Louisiana State	H	W	80-74
3/7/1958	Maryland	N	L	65-71
2/25/1958	Virginia	3OT	A	68-70
1/11/1958	N.C. State	2OT	H	76-75
12/28/1957	Wake Forest	N	W	79-75
12/21/1957	Pittsburgh	2OT	A	84-87
2/2/1957	Navy	A	L	69-71
3/4/1955	Virginia	N	W	90-77
2/19/1953	William & Mary	A	L	82-85
2/12/1953	Wake Forest	A	W	101-99
2/9/1952	Navy	A	W	70-68
1/5/1952	N.C. State	H	L	70-72

Date	Opponent	Loc	W/L	Score
1/6/1951	N.C. State	H	L	71-77
2/11/1950	George Washington	2OT	A	55-62
12/17/1949	Washington & Lee	A	W	81-67
1/9/1947	NYU	2OT	A	61-64
2/28/1946	N.C. State	N	W	44-38
1/9/1946	North Carolina	A	W	51-46
1/1/1944	Long Island	A	L	57-59
2/27/1942	North Carolina	H	W	41-40
2/13/1941	Wake Forest	H	W	42-41
2/12/1940	Clemson	H	W	39-37
3/20/1937	N.C. State	H	W	36-33
3/17/1937	VMI	A	L	31-32
2/6/1936	North Carolina	A	W	36-34
3/6/1935	Navy	A	L	38-44
2/20/1932	Maryland	H	L	18-20
2/8/1932	Tennessee	A	L	31-32
1/9/1932	William & Mary	H	W	28-20
2/20/1922	Florida	A	L	26-33
1914	N.C. State	H	W	33-25

Game decided in single overtime, expect where noted

DUKE OVERTIME FACTS

Duke Overtime Record:	69-58
Home Overtime Record:	28-13
Overtime Record at Cameron Indoor Stadium:	25-12
Away Overtime Record:	25-31
Neutral Site Overtime Record:	16-14
Longest Win Streak:	[12/4/1999 - 12/18/2001] 6
Longest Losing Streak:	[1/24/1993 - 2/7/1996]; [1/6/2007 - 12/20/07] 4
Single Overtime Games:	110
Double Overtime Games:	14
Triple Overtime Games:	3
Most Frequent Overtime Opponent:	[last in 2007] N.C. State, 14 times
Most Overtime Games in a Season:	[1957-58, 1979-80 & 1999-2000] 5
Most Overtime Periods in a Season:	[1957-58] 9
Under Mike Krzyzewski:	[home: 14-4; away: 14-13; neutral: 5-8] 33-25



Christian Laettner's game-winner at the buzzer versus Kentucky propelled Duke to the Final Four in 1992. It became known in college basketball circles as "The Shot."

Opponent Records

TEAM, GAME

MOST POINTS

By	Wake Forest (a), 1/22/1975	122
By	George Washington (a), 12/22/1952	113
	NC State (a), 2/20/1974	113
	Michigan (a), 12/9/1989	113
By	Maryland (a), 2/10/1990	111

MOST FIELD GOALS MADE

By	Wake Forest (a), 1/22/1975	49
----	----------------------------	----

FEWEST FIELD GOALS MADE

By	NC State (n), 3/8/1968	4
----	------------------------	---

MOST FIELD GOAL ATTEMPTS

By	NC State (a), 2/20/1974	100
	Vanderbilt (h), 12/11/1962	100

FEWEST FIELD GOAL ATTEMPTS

By	NC State (n), 3/8/1968	13
----	------------------------	----

HIGHEST FIELD GOAL PCT.

By	Georgetown (a), 1/30/2010	[33-46] .717
----	---------------------------	--------------

LOWEST FIELD GOAL PCT.

By	Ft. Bragg (h), 1/2/1945	.126
----	-------------------------	------

MOST 3-POINT FIELD GOALS MADE

By	Wake Forest (n), 3/10/1995	16
----	----------------------------	----

MOST 3-POINT FIELD GOAL ATTEMPTS

By	Kansas (n), 3/25/2018	36
----	-----------------------	----

MOST FREE THROWS MADE

By	Wake Forest (n), 12/20/1968	42
----	-----------------------------	----

FEWEST FREE THROWS MADE

By	Georgia Southern (h), 12/15/2015	0
	Georgia Tech (h), 1/7/2014	0
	Georgia Tech (h), 2/3/1982	0
	Maryland (h), 2/18/1978	0

MOST FREE THROW ATTEMPTS

By	Virginia (a), 2/22/1955	55
----	-------------------------	----

FEWEST FREE THROW ATTEMPTS

By	NC State (n), 12/1/1978	1
	Maryland (h), 2/18/1978	1

MOST FREE THROWS MADE, NO MISSES

By	NC State (a), 2/25/1970	[17-17] 1.000
----	-------------------------	---------------

LOWEST FREE THROW PCT.

By	Georgia Southern (h), 12/15/2015	[0-4] .000
	Georgia Tech (h), 1/7/2014	[0-6] .000
	Georgia Tech (h), 2/3/1982	[0-7] .000
	Maryland (h), 2/18/1978	[0-1] .000

MOST REBOUNDS

By	Wake Forest (n), 12/20/1968	68
----	-----------------------------	----

MOST ASSISTS

By	Clemson (a), 2/26/1986	36
----	------------------------	----

MOST PERSONAL FOULS

By	North Carolina (a), 2/6/1953	39
----	------------------------------	----

FEWEST PERSONAL FOULS

By	Washington & Lee (a), 2/16/1939	4
	Oklahoma State (a), 12/19/1939	4

MOST DISQUALIFICATIONS

By	5X; last by Maryland (a), 2/10/1990	5
----	-------------------------------------	---

INDIVIDUAL RECORDS, GAME

POINTS

Rk	Name, Opponent, Date	Pts
1.	Ernie Beck, Pennsylvania (n), 12/30/1952	47
2.	Don Hennon, Pittsburgh (a), 12/21/1957	45
	Kenny Carr, NC State (n), 1/2/1976	45
4.	Dickie Hemric, Wake Forest (h), 2/12/1953	44
	Kenny Higgs, LSU (n), 12/20/1974	44
	Kenny Carr, NC State (a), 1/24/1976	44
7.	Grady Wallace, South Carolina (h), 2/23/1957	43
8.	Buzzy Wilkinson, Virginia (n), 3/4/1954	42
9.	Grady Wallace, South Carolina (n), 3/7/1957	41
	Jack Givens, Kentucky (n), 3/27/1978	41
	Len Bias, Maryland (h), 1/25/1986	41
12.	7x; last Bootsy Thornton, St. John's (a), 1/24/1999	40

MOST FIELD GOALS MADE

1.	Don Hennon, Pittsburgh (a), 12/21/1957	20
2.	Ernie Beck, Penn (n), 12/30/1952	18
	Lew Alcindor, UCLA (a), 12/10/1966	18
	Kenny Carr, NC State (n), 1/2/1976	18
	Jack Givens, Kentucky (n), 3/27/1978	18
	Ralph Sampson, Virginia (n), 12/8/1982	18

MOST FIELD GOAL ATTEMPTS

1.	Buzzy Wilkinson, Virginia (n), 3/4/1954	44
2.	Don Hennon, Pittsburgh (a), 12/21/1957	42
3.	Grady Wallace, South Carolina (n), 3/7/1957	40
4.	Rod Hundley, West Virginia (n), 12/27/1956	32
	Grady Wallace, South Carolina (h), 2/23/1957	32
	Al Thornton, Florida State (h), 2/4/2006	32

HIGHEST FIELD GOAL PCT.

1.	Larry Miller, North Carolina (n), 3/11/1967	[13-14] .929
2.	Ben Coleman, Maryland (a), 2/11/1984	[11-12] .917
3.	Devin Gray, Clemson (h), 1/27/1992	[10-11] .909
	Rasheed Wallace, North Carolina (h), 2/2/1995	[10-11] .909
5.	Cazzie Russell, Michigan (a), 12/21/1963	[9-10] .900
	Lee Raker, Virginia (a), 1/31/1981	[9-10] .900
	Reggie Johnson, Miami (h), 1/2/2011	[9-10] .900
	Jerome Hill, Gardner-Webb (h), 12/16/2013	[9-10] .900

Minimum 10 field goal attempts

MOST 3-POINT FIELD GOALS MADE

1.	Randolph Childress, Wake Forest (n), 3/10/1995	8
	Jimmy Baron, Rhode Island (h), 11/16/2008	8
3.	Mark Mocnik, Campbell (n), 3/19/1992	7
	Tyrone Perry, Delaware (h), 12/19/1995	7
	Botsy Thornton, St. John's (a), 1/24/1999	7

MOST 3-POINT FIELD GOAL ATTEMPTS

1.	Mark Karcher, Temple (n), 3/21/1999	15
2.	Dennis Scott, Georgia Tech (n), 3/10/1990	13
	Mark Mocnik, Campbell (n), 3/19/1992	13
	Curtis Staples, Virginia (n), 3/5/1998	13
5.	12x; last Malik Newman, Kansas (n), 3/25/2018	12

3-POINT FIELD GOAL PCT.

1.	Tim Mullen, Virginia (a), 2/5/1983	[5-5] 1.000
	Joel Berry II, North Carolina (a), 3/4/2017	[5-5] 1.000
	Jerome Robinson, Boston College (a), 12/9/2017	[5-5] 1.000
4.	Tyrone Perry, Delaware (h), 12/19/1995	[7-8] .875
5.	Marc Campbell, Clemson (h), 1/29/1983	[5-6] .833
	Exree Hipp, Maryland (h), 1/28/1995	[5-6] .833
	Lakista McCuller, NC State (a), 2/18/1995	[5-6] .833
	Devin Smith, Virginia (a), 1/11/2004	[5-6] .833

Minimum five three-point field goal attempts

MOST FREE THROWS MADE

1.	Bob Zeitz, NC State (n), 12/29/1956	22
2.	■ Grady Wallace, South Carolina (h), 2/23/1957	21
	York Larese, North Carolina (n), 12/29/1959	21
4.	Dickie Hemric, Wake Forest (h), 2/19/1955	20
5.	Buzzy Wilkinson, Virginia (a), 2/22/1955	18

MOST FREE THROWS ATTEMPTED

1.	■ Dickie Hemric, Wake Forest (h), 2/19/1955	26
2.	Buzzy Wilkinson, Virginia (a), 2/22/1955	25
3.	Grady Wallace, South Carolina (h), 2/23/1957	23
4.	Dickie Hemric, Wake Forest (a), 1/12/1954	22
5.	Buzzy Wilkinson, Virginia (n), 3/4/1954	22

MOST FREE THROWS MADE, NO MISSES

1.	York Larese, North Carolina (n), 12/29/1959	21
2.	John Roche, South Carolina (a), 2/14/1970	15
	Carlos Yates, George Mason (h), 1/3/1983	15
	Bryant Crawford, Wake Forest (a), 1/28/2017	15
5.	Kenny Higgs, LSU (n), 12/20/1974	14
	Mark Price, Georgia Tech (n), 3/9/1985	14
7.	Len Bias, Maryland (h), 1/25/1986	13
8.	Jeff Jones, Virginia (h), 1/30/1982	12
	Todd Fuller, NC State (a), 1/18/1996	12
	Jason Capel, North Carolina (h), 3/3/2002	12

REBOUNDS

1.	Clyde Lee, Vanderbilt (a), 12/11/1963	26
2.	Sean May, North Carolina (a), 3/6/2005	24
3.	Len Chappell, Wake Forest (a), 2/3/1960	23
4.	Len Chappell, Wake Forest (a), 2/15/1962	22
	Lew Alcindor, UCLA (a), 12/10/1966	22
	Zach Auguste, Notre Dame (n), 3/10/2016	22

ASSISTS

1.	Jerry Kroll, Davidson (a), 2/19/1969	19
	Anthony Jenkins, Clemson (a), 2/26/1986	19
	Craig Neal, Georgia Tech (a), 2/28/1988	19
4.	4x; last Jason Kidd, California (n), 3/20/1993	14

BLOCKS

1.	Tree Rollins, Clemson (a), 2/3/1977	10
2.	Robert Siler, Wake Forest (h), 1/14/1991	9
3.	Scott VanSchaardenburg, The Citadel (a), 1/16/1991	8
	Acie Earl, Iowa (n), 3/21/1992	8
5.	7x; last Hassan Martin, Rhode Island (n), 11/20/2016	7

STEALS

1.	Kenny Anderson, Georgia Tech (a), 1/30/1991	8
2.	Kenny Carr, NC State (h), 2/18/1976	7
	Clyde Austin, NC State (n), 11/27/1976	7
	Dudley Bradley vs. North Carolina (n), 3/3/1979	7
	Spud Webb, NC State (n), 2/20/1985	7
	Chris Corchiani, NC State (a), 1/26/1989	7
	K.C. Rivers, Clemson (v), 2/4/2009	7

MINUTES PLAYED

1.	Larry Miller, North Carolina (h), 3/2/1968	55
2.	Vince Hamilton, Clemson (h), 2/24/1982	53
3.	Mike Eppley, Clemson (h), 2/24/1982	52
	Charles Green, East Carolina (h), 11/27/1982	52
5.	Fred Gilliam, Clemson (h), 2/24/1982	51

■ - Cameron Indoor Stadium record

INDIVIDUAL RECORDS, CAREER

MOST POINTS

1.	Dickie Hemric, Wake Forest, 1954-57	[9 Games] 270
2.	Len Chappell, Wake Forest, 1960-63	[10 games] 255
3.	Lennie Rosenbluth, North Carolina, 1954-56	[9 games] 251
	Phil Ford, North Carolina, 1975-78	[11 games] 251
5.	Bob Leonard, Wake Forest, 1964-66	[10 games] 240
6.	Len Bias, Maryland, 1983-86	[10 Games] 237
7.	Rod Griffin, Wake Forest, 1975-78	[13 Games] 228
8.	Al Wood, North Carolina, 1978-81	[14 Games] 222
9.	Kenny Carr, NC State, 1975-78	[8 Games] 217
10.	Skip Brown, Wake Forest, 1974-77	[10 Games] 194

Non-Conference: Cazzie Russell, Michigan, 1964-66 (4 Games) - 104; John Gerdy, Davidson, 1979-82 (4 Games) - 103

Yearly Statistics

1950-51 RECORD: 20-13; HOME: 7-3; AWAY: 8-8; NEUTRAL: 5-2

Player	G	MP	FG-FGA	Pct	FT-FTA	Pct	Reb-Avg	PF-DO	Ast	TO	BS	St	Pts-Avg
Groat	33	-	285-713	.400	261-331	.789	-	128-10	-	-	-	-	831-25.2
Crowder	33	-	110-304	.362	53-70	.757	-	104-6	-	-	-	-	273-8.3
York	33	-	104-328	.317	51-83	.614	-	66-2	-	-	-	-	259-7.8
Fleming	33	-	87-295	.295	60-99	.606	-	94-5	-	-	-	-	234-7.1
Deimling	32	-	81-205	.395	60-77	.779	-	80-4	-	-	-	-	222-6.9
Allen	28	-	57-177	.322	52-86	.605	-	59-2	-	-	-	-	166-5.9
Kulpan	29	-	45-130	.346	32-49	.653	-	97-9	-	-	-	-	122-4.2
Johnson	29	-	39-118	.331	15-23	.652	-	52-2	-	-	-	-	93-3.2
Latimer	27	-	32-146	.219	12-26	.461	-	41-3	-	-	-	-	76-2.8
Boyce	8	-	3-9	.333	1-5	.200	-	12-2	-	-	-	-	7-0.9
Strauss	3	-	1-6	.167	0-2	.000	-	4-0	-	-	-	-	2-0.7
Downing	7	-	1-8	.125	1-1	1.000	-	4-0	-	-	-	-	3-0.4
Caudle	1	-	0-0	.000	0-0	.000	-	0-0	-	-	-	-	0-0.0
Lassester	1	-	0-1	.000	0-0	.000	-	0-0	-	-	-	-	0-0.0
Others	16	-	22-74	.297	28-36	.778	-	42-3	-	-	-	-	69-4.3
Duke	33	-	866-2514	.344	623-888	.702	-	783-48	-	-	-	-	2366-71.7
Opps	33	-	889-2454	.362	541-849	.637	-	751-41	-	-	-	-	2318-70.2

1951-52 RECORD: 24-6; HOME: 11-1; AWAY: 9-1; NEUTRAL: 4-4

Player	G	MP	FG-FGA	Pct	FT-FTA	Pct	Reb-Avg	PF-DO	Ast	TO	BS	St	Pts-Avg
Groat	30	-	288-700	.411	204-281	.726	229-7.6	107-10	229	-	-	-	780-26.0
Janicki	30	-	185-487	.380	77-126	.611	476-15.9	87-6	42	-	-	-	447-14.9
D'Emilio	30	-	135-382	.353	65-102	.637	121-4.0	89-6	100	-	-	-	335-11.2
Crowder	30	-	77-188	.410	29-57	.509	220-7.3	104-8	28	-	-	-	183-6.1
Fleming	30	-	51-163	.313	49-93	.527	291-9.7	91-3	65	-	-	-	151-5.0
Lacy	21	-	35-83	.422	20-25	.800	80-3.8	42-1	9	-	-	-	90-4.2
Glasgow	20	-	29-71	.394	17-29	.595	88-4.4	42-1	11	-	-	-	75-3.8
Johnson	29	-	42-120	.350	19-31	.612	38-1.3	60-0	58	-	-	-	103-3.4
Deimling	28	-	20-66	.303	34-52	.654	123-4.4	61-5	20	-	-	-	74-2.6
Decker	11	-	6-23	.261	10-17	.588	42-3.8	21-2	3	-	-	-	22-2.0
Latimer	28	-	16-47	.341	11-23	.479	39-1.4	29-0	13	-	-	-	43-1.6
Shabel	15	-	5-11	.455	7-10	.700	11-0.7	18-0	10	-	-	-	17-1.1
Duke	30	-	889-2341	.380	542-846	.641	1758-58.6	751-42	588	-	-	-	2320-77.3
Opps	30	-	757-2282	.331	478-782	.599	-	707-47	-	-	-	-	2019-67.3

1952-53 RECORD: 18-8; HOME: 9-2; AWAY: 8-3; NEUTRAL: 1-3

Player	G	MP	FG-FGA	Pct	FT-FTA	Pct	Reb-Avg	PF-DO	Ast	TO	BS	St	Pts-Avg
Janicki	26	-	155-411	.377	126-181	.696	272-10.5	86-6	-	-	-	-	436-16.8
Riegel	26	-	147-361	.404	131-213	.615	189-7.3	93-10	-	-	-	-	425-16.2
D'Emilio	23	-	120-363	.331	96-138	.696	105-4.6	64-3	-	-	-	-	336-14.6
Lacy	23	-	74-142	.528	52-73	.712	95-4.1	59-5	-	-	-	-	200-8.7
Decker	24	-	62-127	.504	56-74	.757	198-8.3	54-2	-	-	-	-	180-7.5
Belmont	22	-	42-120	.350	39-62	.629	54-2.4	40-3	-	-	-	-	123-5.6
Mayer	25	-	40-101	.396	58-83	.699	121-4.8	65-3	-	-	-	-	138-5.5
Shabel	25	-	42-102	.414	36-47	.766	47-1.9	66-4	-	-	-	-	120-4.8
Lamley	19	-	27-79	.342	25-36	.694	78-4.1	25-0	-	-	-	-	79-4.2
Driesell	22	-	24-67	.358	17-39	.436	59-2.7	47-1	-	-	-	-	65-3.0
Cashman	16	-	14-51	.275	16-24	.667	45-2.8	28-1	-	-	-	-	44-2.8
Turner	10	-	12-28	.429	0-1	.000	6-0.6	8-0	-	-	-	-	24-2.4
Peters	9	-	3-6	.500	4-6	.667	2-0.2	9-0	-	-	-	-	10-1.1
Duke	26	-	762-1958	.389	656-977	.672	1271-48.8	644-38	-	-	-	-	2180-83.8
Opps	26	-	-	-	-	-	-	-	-	-	-	-	2039-78.4

1953-54 RECORD: 22-6; HOME: 10-1; AWAY: 8-2; NEUTRAL: 4-3

Player	G	MP	FG-FGA	Pct	FT-FTA	Pct	Reb-Avg	PF-DO	Ast	TO	BS	St	Pts-Avg
Janicki	27	-	140-385	.365	84-122	.689	175-6.5	82-3	-	-	-	-	364-13.5
D'Emilio	27	-	138-380	.363	81-123	.659	104-3.9	74-4	-	-	-	-	357-13.2
Mayer	27	-	114-280	.407	121-153	.791	265-9.8	88-5	-	-	-	-	349-12.9
Belmont	27	-	129-322	.401	77-107	.720	106-3.9	70-2	-	-	-	-	335-12.4
Lacy	26	-	49-112	.433	60-96	.625	89-3.4	35-0	-	-	-	-	158-6.1
Doherty	27	-	58-142	.408	37-52	.712	134-5.0	91-4	-	-	-	-	153-5.6
Driesell	23	-	41-90	.456	34-63	.540	48-2.1	29-1	-	-	-	-	116-5.1
Morgan	25	-	46-109	.422	36-59	.610	132-5.3	71-3	-	-	-	-	128-5.1
Decker	25	-	44-94	.468	22-30	.730	110-4.4	50-1	-	-	-	-	110-4.4
Shabel	21	-	32-68	.471	13-21	.619	18-0.9	31-0	-	-	-	-	77-3.7
Tobin	23	-	26-72	.361	25-52	.481	54-2.3	54-0	-	-	-	-	77-3.4
Turner	20	-	12-31	.387	2-5	.400	17-0.8	12-0	-	-	-	-	26-1.3
Duke	27	-	829-2085	.398	592-883	.671	1252-46.4	687-53	-	-	-	-	2250-83.2
Opps	27	-	-	-	-	-	-	-	-	-	-	-	1877-69.5

1954-55 RECORD: 20-8; HOME: 9-1; AWAY: 8-3; NEUTRAL: 4-3

Player	G	MP	FG-FGA	Pct	FT-FTA	Pct	Reb-Avg	PF-DO	Ast	TO	BS	St	Pts-Avg
Mayer	28	-	217-509	.426	173-229	.755	348-12.4	101-9	-	-	-	-	607-21.7
Belmont	28	-	160-436	.370	120-168	.710	137-4.9	73-1	-	-	-	-	440-15.7
Morgan	28	-	107-248	.440	78-134	.580	255-9.1	113-13	-	-	-	-	292-10.4
Tobin	13	-	41-121	.340	21-30	.700	67-5.2	39-3	-	-	-	-	103-7.9
Turner	28	-	93-278	.333	22-33	.667	29-2.8	17-1	-	-	-	-	208-7.4
Kalibus	24	-	69-162	.430	37-65	.570	72-3.0	43-1	-	-	-	-	175-7.3
Lakata	28	-	72-181	.400	51-80	.640	166-5.9	61-4	-	-	-	-	195-6.9
Lamley	28	-	64-196	.333	39-54	.720	134-4.8	51-2	-	-	-	-	167-5.9
Doherty	25	-	55-118	.460	26-44	.590	111-4.6	54-0	-	-	-	-	136-5.4
Rosenthal	16	-	15-42	.360	6-13	.461	20-1.3	4-0	-	-	-	-	36-2.3
Thuemmel	18	-	6-25	.240	1-9	.111	5-0.3	20-1	-	-	-	-	13-0.7
Blackburn	11	-	4-10	.400	3-10	.300	1-0.1	1-0	-	-	-	-	11-0.1
Others	6	-	0-9	.000	3-4	.750	4-0.8	5-0	-	-	-	-	3-0.5
Duke	28	-	903-2335	.390	580-873	.664	1349-48.2	582-35	-	-	-	-	2386-85.2
Opps	28	-	651-1824	.360	735-1049	.700	1217-43.4	457-21	-	-	-	-	2037-72.7

1955-56 RECORD: 19-7; HOME: 9-1; AWAY: 7-4; NEUTRAL: 3-2

Player	G	MP	FG-FGA	Pct	FT-FTA	Pct	Reb-Avg	PF-DO	Ast	TO	BS	St	Pts-Avg
Mayer	25	-	195-452	.431	163-208	.784	220-8.8	93-4	-	-	-	-	553-22.1
Belmont	26	-	140-381	.367	160-210	.761	123-4.7	76-3	-	-	-	-	440-17.0
Morgan	26	-	96-254	.377	101-137	.737	256-9.8	76-5	-	-	-	-	293-11.2
Kalibus	14	-	43-98	.430	30-59	.650	44-3.0	25-1	-	-	-	-	116-8.2
Harris	26	-	88-223	.367	39-59	.661	73-2.8	64-2	-	-	-	-	203-7.8
Lakata	25	-	73-178	.410	48-73	.657	179-7.1	59-3	-	-	-	-	203-7.8
Newcome	26	-	58										

MEDIA GUIDE

2018-19 DUKE MEN'S BASKETBALL

1960-61 RECORD: 22-6; HOME: 8-0; AWAY: 6-4; NEUTRAL: 8-2

Player	G	MP	FG-FGA	Pct	FT-FTA	Pct	Reb-Avg	PF-DO	Ast	TO	BS	St	Pts-Avg
Heyman	25	-	229-448	.469	171-263	.650	272-10.9	66	-	-	-	-	629-25.2
Youngkin	28	-	146-253	.577	88-152	.578	274-9.8	79	-	-	-	-	380-13.6
Hurt	28	-	140-336	.417	63-97	.649	140-5.0	64	-	-	-	-	343-12.3
Kistler	28	-	143-291	.491	53-88	.602	269-9.6	73	-	-	-	-	339-12.1
Frye	28	-	103-238	.433	73-105	.695	68-2.4	60	-	-	-	-	279-10.0
Schmidt	14	-	25-61	.410	16-19	.842	19-1.9	15	-	-	-	-	66-4.7
Mewhort	26	-	39-81	.481	30-43	.698	69-2.7	35	-	-	-	-	108-4.2
Beal	10	-	5-18	.278	12-15	.800	10-1.0	2	-	-	-	-	22-2.2
Cantwell	14	-	10-24	.417	3-7	.429	4-0.3	12	-	-	-	-	23-1.6
Albright	11	-	6-11	.545	5-7	.714	13-1.2	5	-	-	-	-	17-1.5
Raksnis	2	-	1-1	1.000	1-1	1.000	1-0.5	2	-	-	-	-	3-1.5
Others	-	-	33-59	.559	6-14	.429	60-3.8	26	-	-	-	-	72-4.5
Team	-	-	-	-	-	-	182-6.5	-	-	-	-	-	-
Duke	28	-	880-1821	.483	521-811	.642	1381-49.7	438	-	-	-	-	2281-81.5
Opps	28	-	787-1791	.439	420-615	.699	1191-42.5	-	-	-	-	-	1994-71.2

1961-62 RECORD: 20-5; HOME: 11-1; AWAY: 6-2; NEUTRAL: 3-2

Player	G	MP	FG-FGA	Pct	FT-FTA	Pct	Reb-Avg	PF-DO	Ast	TO	BS	St	Pts-Avg
Heyman	24	-	219-506	.433	170-276	.616	269-11.2	66-2	-	-	-	-	608-25.3
Mullins	25	-	214-416	.514	98-138	.710	259-10.4	68-1	-	-	-	-	526-21.0
Harrison	25	-	99-194	.510	42-56	.750	85-3.4	46-0	-	-	-	-	240-9.6
Mewhort	25	-	63-129	.488	43-58	.741	106-4.2	43-1	-	-	-	-	169-6.8
Buckley	24	-	62-129	.481	37-80	.463	138-5.8	55-0	-	-	-	-	163-6.8
Schmidt	21	-	47-112	.420	13-16	.813	34-1.6	20-0	-	-	-	-	107-5.1
Ulrich	21	-	34-86	.395	10-18	.556	31-1.5	35-0	-	-	-	-	78-3.7
Mullen	12	-	28-57	.491	9-20	.450	58-4.8	17-0	-	-	-	-	65-5.4
Jamieson	18	-	14-26	.539	11-21	.524	42-2.3	32-1	-	-	-	-	39-2.2
Kast	15	-	13-35	.371	6-7	.857	29-1.9	13-0	-	-	-	-	32-2.1
Gebbie	3	-	1-2	.500	1-2	.500	0-0.0	12-0	-	-	-	-	3-1.0
Salisbury	2	-	1-2	.500	0-1	.000	0-0.0	0-0	-	-	-	-	2-1.0
Cox	17	-	7-19	.368	2-5	.400	10-0.6	3-0	-	-	-	-	16-0.9
Hamilton	3	-	1-3	.333	0-0	.000	0-0.0	1-0	-	-	-	-	2-0.7
Williamson	7	-	0-5	.000	1-2	.500	5-0.7	0-0	-	-	-	-	1-0.1
Team	-	-	-	-	-	-	197-7.9	-	-	-	-	-	-
Duke	25	-	802-1718	.466	443-700	.633	1263-50.5	411-5	-	-	-	-	2049-82.0
Opps	25	-	686-1607	.427	326-500	.652	990-39.6	-	-	-	-	-	1698-67.9

1962-63 RECORD: 27-3; HOME: 11-0; AWAY: 9-2; NEUTRAL: 7-1

Player	G	MP	FG-FGA	Pct	FT-FTA	Pct	Reb-Avg	PF-DO	Ast	TO	BS	St	Pts-Avg
Heyman	30	-	265-586	.452	217-314	.691	324-10.8	82-4	-	-	-	-	747-24.9
Mullins	30	-	256-466	.549	96-131	.733	241-8.0	57-0	-	-	-	-	608-20.3
Buckley	30	-	130-217	.600	76-145	.524	298-9.9	93-3	-	-	-	-	336-11.2
Schmidt	29	-	104-198	.525	32-38	.842	53-1.8	36-0	-	-	-	-	240-8.3
Harrison	27	-	73-148	.493	21-33	.636	103-3.8	43-0	-	-	-	-	167-6.3
Tison	30	-	61-112	.545	25-41	.610	133-4.4	56-1	-	-	-	-	147-4.9
Ferguson	25	-	42-78	.538	13-15	.867	36-1.4	27-0	-	-	-	-	97-3.9
Herbster	30	-	30-66	.455	24-31	.774	33-1.1	38-0	-	-	-	-	84-2.8
Kitching	16	-	10-22	.455	14-18	.778	8-0.5	9-0	-	-	-	-	34-2.1
R. Cox	13	-	4-8	.500	4-8	.500	8-0.6	7-0	-	-	-	-	12-0.9
Jamieson	12	-	5-6	.833	1-3	.333	11-0.9	16-0	-	-	-	-	11-0.9
Williamson	11	-	3-8	.375	4-4	1.000	10-0.9	3-0	-	-	-	-	10-0.9
F. Cox	2	-	0-0	.000	1-2	.500	1-0.5	0-0	-	-	-	-	1-0.5
Mann	12	-	1-11	.091	0-1	.000	10-0.8	10-0	-	-	-	-	2-0.2
Team	-	-	-	-	-	-	199-6.6	-	-	-	-	-	-
Duke	30	-	984-1926	.511	528-784	.673	1468-48.9	481-8	-	-	-	-	2498-83.3
Opps	30	-	819-2037	.402	431-611	.705	1127-37.6	-	-	-	-	-	2069-68.9

1963-64 RECORD: 26-5; HOME: 10-0; AWAY: 6-3; NEUTRAL: 10-2

Player	G	MP	FG-FGA	Pct	FT-FTA	Pct	Reb-Avg	PF-DO	Ast	TO	BS	St	Pts-Avg
Mullins	31	-	300-613	.489	150-183	.820	276-8.9	65-0	-	-	-	-	750-24.2
Buckley	31	-	160-271	.590	109-166	.658	278-9.0	89-2	-	-	-	-	429-13.8
Tison	30	-	130-260	.500	93-136	.684	229-7.6	74-3	-	-	-	-	353-11.8
Harrison	31	-	112-247	.454	44-61	.722	79-2.5	48-0	-	-	-	-	268-8.7
Marin	31	-	97-219	.443	46-65	.708	146-4.7	65-2	-	-	-	-	240-7.7
Vacendak	30	-	61-167	.365	42-58	.725	77-2.6	50-1	-	-	-	-	164-5.5
Ferguson	31	-	77-181	.425	8-15	.534	50-1.6	56-1	-	-	-	-	162-5.2
Kitching	27	-	42-97	.433	19-27	.705	42-1.6	34-0	-	-	-	-	103-3.8
Herbster	30	-	28-56	.500	20-37	.541	27-0.9	24-0	-	-	-	-	76-2.5
Allen	5	-	6-7	.857	0-0	.000	4-0.8	2-0	-	-	-	-	12-2.4
Harscher	15	-	8-21	.355	7-8	.875	5-0.3	5-0	-	-	-	-	23-1.5
Mann	17	-	5-19	.263	8-14	.571	19-1.1	7-0	-	-	-	-	18-1.1
Cox	9	-	2-4	.500	1-1	1.000	7-0.8	1-0	-	-	-	-	5-0.6
Murray	1	-	0-1	.000	0-0	.000	2-2.0	1-0	-	-	-	-	0-0.0
Team	-	-	-	-	-	-	185-6.0	-	-	-	-	-	-
Duke	31	-	1028-2163	.475	561-771	.728	1426-46.0	521-9	-	-	-	-	2607-84.1
Opps	31	-	872-2009	.434	399-612	.651	1279-41.3	-	-	-	-	-	2143-69.3

1964-65 RECORD: 20-5; HOME: 8-2; AWAY: 6-2; NEUTRAL: 6-1

Player	G	MP	FG-FGA	Pct	FT-FTA	Pct	Reb-Avg	PF-DO	Ast	TO	BS	St	Pts-Avg
Verga	25	-	229-431	.531	76-116	.655	84-3.4	62-2	-	-	-	-	534-21.4
Marin	25	-	195-357	.546	87-123	.708	257-10.3	80-4	-	-	-	-	477-19.1
Vacendak	25	-	165-356	.466	75-123	.610	164-6.6	64-0	-	-	-	-	405-16.2
Tison	25	-	124-245	.506	51-81	.630	221-8.9	72-3	-	-	-	-	299-11.7
Ferguson	25	-	65-143	.454	20-26	.770	50-2.0	41-0	-	-	-	-	150-6.0
Riedy	25	-	59-133	.444	32-50	.640	132-5.3	59-4	-	-	-	-	150-6.0
Herbster	25	-	40-103	.388	41-55	.746	45-1.8	-	-	-	-	-	121-4.8
Kitching	18	-	39-91	.429	20-29	.691	53-2.9	19-0	-	-	-	-	98-5.5
Zimmer	6	-	4-13	.308	6-9	.667	4-0.7	0-0	-	-	-	-	14-2.3
McBride	4	-	2-2	1.000	3-3	1.000	0-0.0	1-0	-	-	-	-	7-1.8
Allen	12	-	6-19	.316	8-8	1.000	7-0.6	9-0	-	-	-	-	20-1.7
Liccardo	11	-	5-11	.454	6-9	.667	18-1.6	6-0	-	-	-	-	16-1.6
McKaig	13	-	8-14	.571	1-7	.143	9-0.7	10-0	-	-	-	-	17-1.3
Fitts	3	-	1-3	.333	0-0	.000	1-0.3	3-0	-	-	-	-	2-0.6
Team	-	-	-	-	-	-	185-7.4	-	-	-	-	-	-
Duke	25	-	942-1921	.490	426-639	.668	1230-49.3	443-13	-	-	-	-	2310-92.4
Opps	25	-	788-1774	.444	369-538	.686	1117-44.6	-	-	-	-	-	1945-77.8

1965-66 RECORD: 26-4; HOME: 10-0; AWAY: 5-3; NEUTRAL: 11-1

Player	G	MP	FG-FGA	Pct	FT-FTA	Pct	Reb-Avg	PF-DO	Ast	TO	BS	St	Pts-Avg
Marin	30	-	221-451	.490	116-148	.784	292-9.7	74-2	-	-	-	-	558-18.9
Verga	28	-	216-441	.490	87-119	.731	113-4.0	62-1	-	-	-	-	519-18.5
Lewis	30	-	161-271	.595	84-112	.750	329-11.0	106-6	-	-	-	-	406-13.9
Vacendak	29	-	152-354	.430	80-108	.741	117-4.0	85-1	-	-	-	-	384-13.3
Riedy	29	-	105-228	.461	61-89	.686	224-7.7	75-2	-	-	-	-	271-9.4
Chapman	27	-	56-99	.569	37-58	.639	104-3.9	60-2	-	-	-	-	149-5.5
Kennedy	10	-	11-29	.380	9-11	.819	27-2.7	7-0	-	-	-	-	31-3.1
Wendelin	28	-	33-73	.452	10-20	.500	28-1.0	38-0	-	-	-	-	76-2.7
Kolodziej	6	-	5-7	.714	5-6	.833	4-0.7	5-0	-	-	-	-	15-2.5
Liccardo	24	-	23-55	.419	7-11	.636	40-1.7	9-0	-	-	-	-	53-2.2
Allen	10	-	5-11	.455	3-5	.600	8-0.8	5-0	-	-	-	-	13-1.3
Zimmer	3	-	0-3	.000	2-3	.667	2-0.7	0-0	-	-	-	-	2-0.7
Barone	9	-	1-3	.333	1-1	1.000	5-0.6	8-0	-	-	-	-	3-0.3
McKaig	11	-	1-11	.091	1-4	.250	4-0.4	3-0	-	-	-	-	3-0.3
Warren	5	-	0-3	.000	1-2	.500	3-0.6	1-0	-	-	-	-	1-0.2
Team	-	-	-	-	-	-	187-6.2	-	-	-	-	-	-
Duke	30												

2018-19 DUKE MEN'S BASKETBALL

MEDIA GUIDE

1969-70 RECORD: 17-9; HOME: 8-2; AWAY: 5-4; NEUTRAL: 4-3

Player	G	MP	FG-FGA	Pct	FT-FTA	Pct	Reb-Avg	PF-DO	Ast	TO	BS	St	Pts-Avg
Denton	26	-	237-437	.542	86-132	.652	324-12.5	69-3	15	-	-	-	560-21.5
Kather/	26	-	143-322	.444	54-68	.794	121-4.7	62-0	27	-	-	-	340-13.1
Saunders	26	-	98-154	.636	64-91	.703	201-7.7	71-3	8	-	-	-	260-10.0
Evans	26	-	96-194	.494	66-112	.589	89-3.4	51-1	81	-	-	-	258-9.9
DeVenzio	23	-	75-177	.424	29-36	.806	47-2.0	52-1	104	-	-	-	179-7.8
Blackman	25	-	53-111	.477	50-70	.715	131-5.2	45-0	8	-	-	-	156-6.2
Kuhlmeier	17	-	32-74	.432	9-13	.694	25-1.5	19-1	17	-	-	-	73-4.3
Posen	18	-	20-48	.417	18-23	.783	29-1.6	19-1	23	-	-	-	58-3.2
Yarbro.	20	-	23-42	.548	13-23	.565	21-1.1	18-2	3	-	-	-	59-3.0
Litz	7	-	6-11	.545	3-4	.750	10-1.4	5-0	0	-	-	-	15-2.1
West	4	-	3-6	.500	0-0	.000	0-0.0	5-0	0	-	-	-	6-1.5
Teer	4	-	1-9	.111	0-0	.000	5-1.2	2-0	2	-	-	-	2-0.5
Smiley	2	-	0-2	.000	0-0	.000	0-0.0	2-0	0	-	-	-	0-0.0
Doughty	2	-	0-1	.000	0-2	.000	0-0.0	1-0	1	-	-	-	0-0.0
Jackson	1	-	0-0	.000	0-0	.000	0-0.0	0-0	0	-	-	-	0-0.0
Team	-	-	-	-	-	-	137-5.3	-	-	-	-	-	-
Duke	26	-	787-1588	.496	392-574	.683	1140-43.9	421-12	289	-	-	-	1966-75.6
Opps	26	-	744-1750	.425	386-539	.716	1002-38.5	441-14	257	-	-	-	1874-72.1

1970-71 RECORD: 20-10; HOME: 8-2; AWAY: 6-3; NEUTRAL: 6-5

Player	G	MP	FG-FGA	Pct	FT-FTA	Pct	Reb-Avg	PF-DO	Ast	TO	BS	St	Pts-Avg
Denton	30	-	244-433	.564	124-166	.747	385-12.8	102-5	23	81	-	-	612-20.4
O'Connor	30	-	139-327	.425	103-131	.786	134-4.5	50-1	71	99	-	-	381-12.7
Kather.	30	-	139-291	.478	30-34	.882	119-4.0	56-2	21	41	-	-	308-10.3
Dawson	30	-	124-289	.429	40-50	.800	53-1.8	45-0	29	46	-	-	288-9.6
Saunders	30	-	93-165	.564	59-85	.694	205-6.8	74-4	16	43	-	-	245-8.2
Shaw	30	-	57-95	.600	77-99	.778	168-5.6	69-3	20	44	-	-	191-6.4
DeVenzio	30	-	69-138	.500	35-47	.745	58-1.9	86-6	115	66	-	-	173-5.8
Melchi.	29	-	41-106	.387	50-58	.862	46-1.5	35-2	42	45	-	-	132-4.5
Doughty	8	-	4-9	.444	9-14	.644	6-0.7	14-0	3	6	-	-	17-2.4
Litz	10	-	7-8	.875	7-10	.700	15-1.5	8-0	1	4	-	-	21-2.1
Yarbrough	6	-	3-9	.333	3-6	.500	3-0.5	7-0	1	3	-	-	9-1.5
West	8	-	4-11	.364	2-4	.500	6-0.8	6-0	2	5	-	-	10-1.3
Carr	1	-	0-0	.000	0-0	.000	1-1.0	0-0	0	0	-	-	0-0.0
Team	-	-	-	-	-	-	155-5.2	-	-	-	-	-	-
Duke	30	-	924-1881	.491	539-704	.766	1345-44.8	552-23	344	481	-	-	2387-79.6
Opps	30	-	841-2010	.418	530-741	.715	1157-38.6	522-18	298	383	-	-	2212-73.7

1971-72 RECORD: 14-12; HOME: 10-2; AWAY: 1-6; NEUTRAL: 3-4

Player	G	MP	FG-FGA	Pct	FT-FTA	Pct	Reb-Avg	PF-DO	Ast	TO	BS	St	Pts-Avg
O'Connor	17	-	98-216	.454	67-101	.663	102-6.0	45-0	19	-	-	-	263-15.4
Redding	26	-	124-265	.468	137-173	.792	165-6.3	88-6	12	-	-	-	385-14.8
Shaw	26	-	119-198	.601	85-127	.669	308-11.8	75-3	49	-	-	-	323-12.4
Melchi.	22	-	99-213	.465	61-74	.824	65-2.9	45-0	58	-	-	-	259-11.7
Yarbro.	25	-	67-124	.540	75-96	.781	92-3.6	46-0	17	-	-	-	209-8.3
Righter	25	-	59-128	.461	44-59	.746	78-3.1	36-0	5	-	-	-	162-6.5
West	25	-	55-140	.393	16-24	.667	43-1.7	32-0	38	-	-	-	126-5.0
Burdette	24	-	15-43	.349	10-22	.455	14-0.5	45-1	33	-	-	-	40-1.7
Doughty	13	-	4-12	.333	1-6	.167	3-0.2	5-0	7	-	-	-	9-0.7
Edwards	9	-	0-2	.000	4-4	1.000	3-0.3	2-0	3	-	-	-	4-0.5
Team	-	-	-	-	-	-	140-5.3	-	-	-	-	-	-
Duke	26	-	640-1341	.477	500-686	.729	1013-39.0	419-10	241	480	-	-	1780-68.4
Opps	26	-	713-1642	.434	346-498	.695	955-36.7	514-17	366	380	-	-	1772-68.1

1972-73 RECORD: 12-14; HOME: 8-2; AWAY: 2-7; NEUTRAL: 2-5

Player	G	MP	FG-FGA	Pct	FT-FTA	Pct	Reb-Avg	PF-DO	Ast	TO	BS	St	Pts-Avg
Redding	26	-	158-296	.534	124-147	.844	167-6.4	74-4	13	-	-	-	440-16.9
Melchi.	26	-	165-366	.451	82-99	.828	96-3.7	47-1	84	-	-	-	412-15.8
Fleischer	26	-	100-190	.526	85-108	.787	221-8.5	84-7	27	-	-	-	285-11.0
Shaw	26	-	87-187	.465	56-74	.757	197-7.6	71-3	35	-	-	-	230-8.8
Billerman	26	-	81-192	.422	50-62	.806	63-2.4	94-7	59	-	-	-	212-8.2
Kramer	25	-	62-139	.446	23-28	.821	57-2.3	37-0	13	-	-	-	147-5.7
Hodge	23	-	47-87	.529	31-40	.775	79-3.4	27-0	10	-	-	-	125-5.4
Suk	24	-	34-81	.420	22-29	.759	51-2.2	59-5	18	-	-	-	90-3.8
O'Connell	23	-	22-72	.306	17-29	.586	34-1.5	34-1	9	-	-	-	61-2.7
Cook	2	-	2-3	.667	0-0	.000	1-0.5	1-0	1	-	-	-	4-2.0
Burdette	20	-	6-26	.231	4-14	.286	14-0.7	36-1	22	-	-	-	16-0.8
Fox	5	-	1-2	.500	2-2	1.000	2-0.4	2-0	0	-	-	-	4-0.8
Chinault	6	-	2-7	.286	0-0	.000	1-0.2	1-0	1	-	-	-	4-0.6
Chili	5	-	1-1	1.000	0-0	.000	4-0.8	0-0	0	-	-	-	2-0.4
Team	-	-	-	-	-	-	145-5.6	-	-	-	-	-	-
Duke	26	-	767-1649	.465	496-632	.785	1132-43.5	567-29	291	502	-	-	2030-78.1
Opps	26	-	805-1784	.451	389-561	.693	1037-39.8	599-28	325	457	-	-	1999-76.6

1973-74 RECORD: 10-16; HOME: 7-4; AWAY: 2-8; NEUTRAL: 1-4

Player	G	MP	FG-FGA	Pct	FT-FTA	Pct	Reb-Avg	PF-DO	Ast	TO	BS	St	Pts-Avg
Fleischer	26	-	163-312	.522	81-107	.757	323-12.4	68-1	51	-	-	-	407-15.7
Redding	26	-	117-252	.464	82-105	.781	141-5.4	54-0	19	-	-	-	316-12.2
Billerman	26	-	97-227	.427	84-101	.832	56-2.2	101-7	112	-	-	-	278-10.7
Kramer	25	-	112-246	.455	22-38	.579	90-3.6	57-2	40	-	-	-	246-9.8
Hodge	26	-	101-212	.476	38-60	.633	131-5.0	61-2	18	-	-	-	240-9.2
Burch	23	-	72-180	.400	13-20	.650	33-1.4	34-1	27	-	-	-	157-6.8
Armstrong	22	-	55-114	.482	28-35	.800	18-0.8	32-0	9	-	-	-	138-6.3
Chili	10	-	10-16	.625	5-12	.417	17-1.7	8-0	2	-	-	-	25-2.5
Fox	20	-	21-48	.438	6-9	.667	22-1.1	25-0	4	-	-	-	48-2.4
Crow	10	-	9-14	.643	2-3	.667	6-0.6	4-0	3	-	-	-	20-2.0
Suk	22	-	15-44	.341	2-6	.333	48-2.2	39-0	8	-	-	-	32-1.5
O'Connell	22	-	12-23	.522	3-10	.300	14-0.6	14-0	4	-	-	-	27-1.2
Cook	14	-	7-19	.368	0-0	.000	12-0.9	7-0	0	-	-	-	14-1.0
Chinault	6	-	2-2	1.000	2-2	1.000	1-0.2	1-0	2	-	-	-	6-1.0
Burdette	13	-	1-15	.066	1-5	.200	7-0.5	11-0	11	-	-	-	3-0.2
Team	-	-	-	-	-	-	102-3.9	-	-	-	-	-	-
Duke	26	-	794-1724	.461	369-513	.719	1021-39.3	516-13	310	-	-	-	1957-75.3
Opps	26	-	839-1822	.460	340-472	.720	1065-41.0	534-14	337	-	-	-	2018-77.6

1974-75 RECORD: 13-13; HOME: 8-4; AWAY: 1-6; NEUTRAL: 4-3

Player	G	MP	FG-FGA	Pct	FT-FTA	Pct	Reb-Avg	PF-DO	Ast	TO	BS	St	Pts-Avg
Fleischer	26	-	178-287	.620	91-118	.771	273-10.5	74-2	47	-	-	-	447-17.2
Kramer	26	-	164-312	.526	65-79	.823	106-4.1	72-3	64	-	-	-	393-15.1

MEDIA GUIDE

2018-19 DUKE MEN'S BASKETBALL

1979-80 RECORD: 24-9; HOME: 10-2; AWAY: 4-5; NEUTRAL: 10-2

Player	G	MP	FG-FGA	Pct	FT-FTA	Pct	Reb-Avg	PF-DO	Ast	TO	BS	St	Pts-Avg
Gminski	33	1184	262-487	.538	180-214	.841	359-10.9	68-0	35	76	97	-	704-21.3
Banks	33	1160	212-404	.525	146-183	.798	254-7.7	102-4	103	112	-	-	570-17.3
Taylor	33	1104	138-289	.478	73-108	.675	69-2.1	105-6	82	82	-	-	349-10.6
Dennard	24	722	93-169	.550	35-60	.583	126-5.3	84-7	43	48	-	-	221-9.2
Bender	33	1076	86-180	.478	38-55	.690	42-1.3	92-7	159	82	-	-	210-6.4
Engelland	32	363	56-121	.463	15-23	.652	12-0.4	32-0	19	14	-	-	127-4.0
Suddath	30	412	34-79	.430	17-23	.739	48-1.6	40-2	29	28	-	-	85-2.8
Williams	32	326	26-55	.473	19-29	.655	54-1.7	35-1	2	17	-	-	71-2.2
Emma	26	166	17-30	.567	12-14	.857	4-0.2	27-1	8	21	-	-	46-1.8
Tissaw	25	140	8-18	.444	10-22	.454	26-1.0	22-0	2	9	-	-	26-1.0
Linney	13	50	3-17	.176	0-0	.000	5-0.4	6-0	1	4	-	-	6-0.5
Corrigan	9	22	1-1	1.000	2-2	1.000	1-0.1	3-0	3	2	-	-	4-0.4
Team	-	-	-	-	-	-	85-2.6	-	-	-	-	-	-
Duke	33	-	936-1850	.506	547-733	.746	1085-32.9	616-28	486	496	-	-	2419-73.3
Opps	33	-	900-1960	.459	453-623	.727	1073-32.5	662-26	441	496	-	-	2253-68.3

1980-81 RECORD: 17-13; HOME: 11-3; AWAY: 5-5; NEUTRAL: 1-5

Player	G	MP	FG-FGA	Pct	FT-FTA	Pct	Reb-Avg	PF-DO	Ast	TO	BS	St	Pts-Avg
*Banks	27	933	202-350	.577	95-134	.709	184-6.8	74-2	48	79	9	37	499-18.5
*Taylor	30	1028	169-341	.496	104-169	.615	110-3.7	83-1	63	77	8	45	442-14.7
*Dennard	30	993	138-290	.476	42-78	.538	206-6.9	99-5	63	67	10	47	318-10.6
*Emma	30	985	95-221	.430	99-115	.861	62-2.1	78-1	71	50	5	20	289-9.6
Engelland	30	585	83-149	.557	29-34	.853	29-1.0	20-0	30	23	2	15	195-6.5
*Tissaw	30	728	42-106	.396	51-86	.593	117-3.9	77-5	21	46	5	12	135-4.5
Williams	23	252	32-61	.525	9-18	.500	42-1.8	36-0	7	17	5	5	73-3.2
Linney	26	248	21-57	.368	31-43	.721	44-1.7	32-0	3	16	3	22	73-2.8
Suddath	24	220	23-37	.622	10-15	.667	29-1.2	29-0	18	21	2	13	56-2.3
McNeely	16	72	5-17	.294	4-6	.667	11-0.7	9-0	4	12	1	8	14-0.9
Dyke	3	4	1-1	1.000	0-0	.000	0-0.0	1-0	0	0	0	0	2-0.6
Weingart	6	10	1-4	.250	0-0	.000	1-0.2	1-0	1	0	0	0	2-0.3
Whitted	11	17	0-1	.000	0-2	.000	2-0.2	2-0	1	4	0	3	0-0.0
Team	-	-	-	-	-	-	62-2.1	-	-	-	-	-	-
Duke	30	6075	812-1635	.497	474-700	.677	899-30.0	541-14	330	412	50	227	2098-69.9
Opps	30	6075	822-1656	.496	362-512	.707	937-31.2	622-24	389	482	-	-	2006-66.9

1981-82 RECORD: 10-17; HOME: 8-7; AWAY: 1-9; NEUTRAL: 1-1

Player	G	MP	FG-FGA	Pct	FT-FTA	Pct	Reb-Avg	PF-DO	Ast	TO	BS	St	Pts-Avg
*Taylor	27	1037	217-419	.518	115-171	.673	133-4.9	84-3	50	79	1	44	549-20.3
*Engell	27	1008	167-315	.530	77-88	.875	75-2.8	71-2	68	48	2	17	411-15.2
*Emma	26	900	84-202	.416	48-58	.828	71-2.7	79-3	85	42	0	16	216-8.3
McNeely	25	567	47-99	.474	22-34	.647	81-3.2	77-6	22	50	0	19	116-4.6
*Meagher	26	442	40-103	.388	29-48	.604	102-3.9	52-3	20	33	3	7	109-4.2
Williams	18	255	27-58	.466	19-28	.679	32-1.7	36-2	7	18	11	2	73-4.1
Wendt	23	280	34-76	.447	14-28	.500	56-2.4	38-0	9	14	0	7	82-3.6
Anderson	20	297	22-49	.449	20-24	.833	49-2.5	34-2	1	12	2	5	64-3.2
*Tissaw	26	611	24-51	.471	24-51	.471	90-3.5	57-5	16	38	4	6	72-2.8
Bryan	21	146	12-35	.343	11-28	.393	21-1.0	43-3	5	8	0	5	35-1.7
Franke	3	3	1-1	1.000	0-0	.000	1-0.3	0-0	0	0	0	0	2-0.7
Ford	4	4	0-2	.000	0-0	.000	0-0.0	0-0	0	0	0	0	0-0.0
Team	-	-	-	-	-	-	65-2.4	-	-	-	-	-	-
Duke	27	5550	675-1410	.479	379-558	.679	776-28.7	571-29	283	342	23	126	1729-64.0
Opps	27	5550	728-1404	.518	434-643	.675	853-31.6	532-13	437	333	-	-	1890-70.0

1982-83 RECORD: 11-17; HOME: 9-7; AWAY: 2-9; NEUTRAL: 0-1

Player	G	MP	FG-FGA	Pct	FT-FTA	Pct	Reb-Avg	PF-DO	Ast	TO	BS	St	Pts-Avg
*Dawkins	28	1002	207-414	.500	73-107	.682	115-4.1	64-0	134	103	10	26	506-18.1
*Alarie	28	785	130-263	.494	104-128	.813	181-6.5	99-8	30	70	21	16	364-13.0
Engelland	24	516	105-208	.505	41-46	.891	32-1.3	51-2	51	33	1	13	292-12.2
*Hender	28	697	100-238	.420	45-64	.703	120-4.3	76-5	44	72	2	27	254-9.1
*Bilas	28	645	88-159	.553	69-103	.670	159-5.7	102-6	15	52	3	9	245-8.8
*Emma	28	767	77-172	.448	55-67	.821	59-2.1	75-2	81	46	2	21	233-8.3
Meagher	28	391	43-100	.430	51-82	.622	96-3.4	79-6	20	44	2	11	137-4.9
Jackman	27	286	36-91	.396	10-10	1.000	44-1.6	31-0	9	19	1	8	87-3.2
Anderson	22	232	11-29	.379	25-33	.758	41-1.9	40-2	3	14	2	2	47-2.1
McNeely	10	75	5-12	.417	10-12	.833	9-0.9	12-0	4	6	0	2	20-2.0
Williams	13	40	10-14	.714	5-8	.625	12-0.9	12-0	1	3	0	1	25-1.9
Bryan	8	27	3-6	.500	4-7	.571	4-0.5	7-0	1	2	0	3	10-1.3
Wendt	21	86	7-26	.269	7-8	.875	15-0.7	16-0	5	8	0	6	21-1.0
Ford	5	5	0-3	.000	2-2	1.000	1-0.2	1-0	0	1	0	0	2-0.4
Tissaw	13	46	1-3	.333	0-1	.000	11-0.8	10-0	0	4	3	2	2-0.2
Team	-	-	-	-	-	-	83-3.0	-	-	-	-	-	-
Duke	28	5600	823-1738	.474	501-678	.739	982-35.1	675-31	398	478	47	147	2245-80.2
Opps	28	5600	877-1701	.516	504-706	.714	948-33.9	620-30	442	449	111	157	2343-83.7

Three-Point Field Goals (98-230, .426): Engelland (41-74, .554); Emma (24-55, .436); Dawkins (19-54, .352); Henderson (9-33, .273); Jackman (5-9, .556); Bryan (0-1, .000); Alarie (0-2, .000); Wendt (0-2, .000). Dunks (22): Alarie (9); Dawkins (8); Meagher (2); Henderson (1); Bilas (1); Williams (1).

1983-84 RECORD: 24-10; HOME: 11-5; AWAY: 9-2; NEUTRAL: 4-3

Player	G	MP	FG-FGA	Pct	FT-FTA	Pct	Reb-Avg	PF-DO	Ast	TO	BS	St	Pts-Avg
*Dawkins	34	1306	263-547	.481	133-160	.831	138-4.1	65-1	138	114	4	38	659-19.4
*Alarie	34	1129	230-400	.575	134-176	.761	245-7.2	91-2	47	61	38	21	594-17.5
Hender	33	878	153-318	.481	140-193	.725	109-3.3	94-3	76	88	4	38	446-13.5
*Bilas	34	763	95-191	.497	84-130	.646	181-5.3	97-6	19	50	14	13	274-8.1
*Meagher	34	942	94-206	.456	81-126	.643	148-4.4	118-7	51	71	4	22	269-7.9
*Amaker	34	1235	103-203	.507	48-57	.842	82-2.4	85-3	163	101	2	64	254-7.5
McNeely	34	389	31-74	.419	19-30	.633	62-1.8	66-2	16	13	2	18	81-2.4
Nessley	22	147	12-40	.300	7-15	.467	38-1.7	28-0	7	10	10	3	31-1.4
Bryan	9	26	2-4	.500	1-3	.333	11-1.2	1-0	1	4	0	0	5-0.6
Anderson	18	66	3-8	.375	3-7	.429	7-0.4	13-0	2	2	1	2	9-0.5
Ford	12	30	0-11	.000	2-2	1.000	3-0.3	5-0	4	5	0	1	2-0.2
Crump	7	12	0-0	.000	1-3	.333	1-0.1	0	0	1	0	0	1-0.1
Williams	2	2	0-1	.000	0-0	.000	1-0.5	0	0	0	0	0	0-0.0
Team	-	-	-	-	-	-	95-2.8	-	-	-	-	-	-
Duke	34	6925	986-2003	.492	653-902	.724	1121-33.0	663-24	524	521	79	220	2625-77.2
Opps	34	6925	1001-2006	.499	455-662	.687	1086-31.9	788-44	521	-	-	-	2457-72.3

1984-85 RECORD: 23-8; HOME: 12-3; AWAY: 6-3; NEUTRAL: 5-2

Player	G	MP	FG-FGA	Pct	FT-FTA	Pct	Reb-Avg	PF-DO	Ast	TO	BS	St	Pts-Avg
*Dawkins	31	1117											

2018-19 DUKE MEN'S BASKETBALL

MEDIA GUIDE

1988-89 RECORD: 28-8; HOME: 14-1; AWAY: 7-4; NEUTRAL: 7-3

Player	G	MP	FG-FGA	Pct	FT-FTA	Pct	Reb-Avg	PF-DO	Ast	TO	BS	St	Pts-Avg
*Ferry	35	1162	300-575	.522	146-193	.756	260-7.4	86-2	166	115	20	55	791-22.6
*Hender	36	1066	167-318	.525	94-123	.764	124-3.4	94-2	93	99	12	36	457-12.7
*Brickey	36	904	150-263	.570	93-165	.564	207-5.8	92-2	48	80	30	39	395-11.0
*Laettner	36	608	115-159	.723	88-121	.727	170-4.7	104-7	44	58	28	35	319-8.9
Abdel	33	531	123-194	.634	47-67	.701	125-3.8	80-1	11	40	16	14	293-8.9
*Snyder	36	1094	96-232	.414	34-63	.540	76-2.1	112-8	223	103	15	73	260-7.2
Smith	36	716	88-162	.543	51-68	.750	118-3.3	58-1	32	43	7	24	252-7.0
Koubek	36	533	61-144	.424	46-64	.719	84-2.3	51-0	34	47	1	15	177-4.9
Davis	29	244	20-52	.385	27-53	.509	33-1.1	32-0	21	29	1	13	67-2.3
Buckley	30	141	24-34	.706	10-18	.556	33-1.1	14-0	3	8	2	5	58-1.9
Cook	5	48	3-5	.600	2-3	.667	6-1.2	3-0	6	8	0	2	8-1.6
Palmer	23	120	13-24	.542	3-11	.273	28-1.2	22-1	2	14	7	4	29-1.3
Burgin	15	32	3-4	.750	2-4	.500	2-0.1	2-0	1	3	2	3	8-0.5
Team	-	-	-	-	-	-	103-2.9	-	-	1	-	-	-
Duke	36	7200	1163-2166	.537	643-953	.675	1369-38.0	750-24	684	648	141	318	3114-86.5
Opps	36	7200	914-2160	.423	558-820	.680	1175-32.6	821-38	463	724	85	262	2511-69.8

Three-Point Field Goals (145-397, .365): Ferry (45-106, .425); Snyder (34-119, .286); Henderson (29-75, .387); Smith (25-53, .472); Koubek (9-37, .243); Brickey (2-6, .333); Laettner (1-1, 1.000). **Dunks (113):** Brickey 56; Abdelnaby 17; Henderson 12; Snyder 9; Ferry 9; Laettner 4; Smith 4; Davis 3; Koubek 2; Buckley 1. **Charges Taken (90):** Ferry 22; Snyder 12; Brickey 9; Koubek 9; Smith 9; Laettner 7; Abdelnaby 7; Henderson 6; Davis 4; Palmer 3; Buckley 3.

1989-90 RECORD: 29-9; HOME: 13-1; AWAY: 7-5; NEUTRAL: 9-3

Player	G	MP	FG-FGA	Pct	FT-FTA	Pct	Reb-Avg	PF-DO	Ast	TO	BS	St	Pts-Avg
*Hender	37	1165	251-531	.473	102-122	.836	141-3.8	82-2	85	97	5	56	683-18.5
*Laettner	38	1135	194-380	.511	225-269	.836	364-9.6	120-4	84	103	41	59	619-16.3
*Abdel	38	947	217-350	.620	138-178	.775	252-6.6	99-3	27	56	48	26	572-15.1
*Brickey	30	791	129-252	.512	92-137	.672	163-5.4	83-3	60	81	27	34	350-11.7
*Hurley	38	1268	92-262	.351	110-143	.769	68-1.8	96-2	288	166	1	67	333-8.8
McCaff	38	530	86-191	.450	69-87	.793	26-0.7	45-0	34	37	1	25	249-6.6
Davis	37	531	62-130	.477	61-95	.642	80-2.2	61-0	28	36	6	25	185-5.0
Koubek	38	574	66-149	.443	29-41	.707	92-2.4	55-0	18	33	3	19	180-4.7
Hill	34	430	46-89	.517	22-35	.629	74-2.2	49-0	25	22	6	24	117-3.4
Cook	18	73	9-19	.474	16-21	.762	5-0.3	7-0	11	12	1	4	34-1.9
Buckley	17	113	8-18	.444	15-19	.789	20-1.2	14-0	2	10	2	5	31-1.8
Palmer	21	143	11-23	.478	9-18	.500	46-2.2	23-0	1	6	6	4	31-1.5
Team	-	-	-	-	-	-	106-2.8	-	-	2	-	-	-
Duke	38	7700	1171-2394	.489	888-1165	.762	1437-37.8	734-14	663	661	147	348	3386-89.1
Opps	38	7700	1115-2473	.451	552-794	.695	1381-36.3	926-49	593	764	111	292	2910-76.6

Three-Point Field Goals (156-401, .389): Henderson (79-191, .414); Hurley (41-115, .357); Koubek (19-47, .404); McCaffrey (8-25, .320); Laettner (6-12, .500); Hill (3-7, .429); Brickey (0-2, .000); Cook (0-2, .000). **Dunks (126):** Brickey 40; Abdelnaby 40; Laettner 15; Henderson 14; Davis 11; Buckley 11; Hill 2; Koubek 1. **Charges Taken (96):** Hurley 24; Brickey 17; Hill 10; Koubek 9; Abdelnaby 8; Laettner 7; Davis 6; McCaffrey 6; Henderson 5; Buckley 3; Palmer 1.

1990-91 RECORD: 32-7; HOME: 16-0; AWAY: 8-5; NEUTRAL: 8-2

Player	G	MP	FG-FGA	Pct	FT-FTA	Pct	Reb-Avg	PF-DO	Ast	TO	BS	St	Pts-Avg
*Laettner	39	1178	271-471	.575	211-263	.802	340-8.7	111-1	76	121	44	75	771-19.8
McCaffrey	38	941	167-347	.481	84-101	.832	69-1.8	50-0	71	67	4	34	442-11.6
*T. Hill	39	908	164-297	.552	101-136	.743	142-3.6	67-1	51	55	15	59	450-11.5
*Hurley	39	1353	141-333	.423	83-114	.728	93-2.4	100-4	289	151	3	51	441-11.3
*G. Hill	36	887	160-310	.516	81-133	.609	183-5.1	79-1	79	74	30	51	402-11.2
Davis	39	902	104-228	.456	89-122	.730	158-4.1	83-2	63	60	8	39	298-7.6
*Koubek	38	600	77-177	.435	39-48	.813	110-2.9	67-2	33	29	3	21	225-5.9
Lang	36	426	57-94	.606	40-76	.526	92-2.6	55-1	7	25	28	14	154-4.3
Palmer	38	407	51-79	.646	33-40	.825	77-2.0	69-1	10	28	19	11	135-3.6
Clark	23	104	13-29	.448	20-32	.625	17-0.7	15-0	8	25	2	5	48-2.1
Ast	17	51	12-18	.667	3-4	.750	10-0.6	7-0	0	6	3	0	28-1.6
Buckley	19	93	10-18	.556	7-20	.350	20-1.1	12-0	2	4	1	2	27-1.4
Team	-	-	-	-	-	-	103-2.6	-	-	-	-	-	-
Duke	39	7850	1227-2401	.511	791-1089	.726	1414-36.3	715-13	689	645	160	362	3421-87.7
Opps	39	7850	1087-2445	.445	525-792	.663	1327-34.0	865-na	528	779	111	299	2864-73.4

Three-Point Field Goals (176-459, .383): Hurley (76-188, .404); Koubek (32-76, .421); McCaffrey (24-70, .343); T. Hill (21-52, .404); Laettner (18-53, .340); Clark (2-9, .222); G. Hill (1-2, .500); Ast (1-4, .250); Davis (1-5, .200). **Dunks (112):** G. Hill 33; T. Hill 26; Laettner 21; Davis 19; Lang 8; Palmer 6. **Charges Taken (71):** Davis 16; Palmer 14; Hurley 12; T. Hill 10; Laettner 5; Lang 5; McCaffrey 4; G. Hill 2; Koubek 2; Buckley 1.

1991-92 RECORD: 34-2; HOME: 13-0; AWAY: 11-2; NEUTRAL: 10-0

Player	G	MP	FG-FGA	Pct	FT-FTA	Pct	Reb-Avg	PF-DO	Ast	TO	BS	St	Pts-Avg
*Laettner	35	1128	254-442	.575	189-232	.815	275-7.9	90-1	69	116	32	74	751-21.5
*T. Hill	36	1102	196-367	.534	96-125	.768	121-3.4	75-1	54	50	16	60	525-14.6
*G. Hill	33	1000	182-298	.611	99-135	.733	187-5.7	91-2	134	80	27	39	463-14.0
*Hurley	31	1043	123-284	.433	105-133	.789	62-2.0	64-1	237	109	1	35	410-13.2
*Davis	36	1111	140-291	.481	114-154	.740	163-4.5	82-4	69	53	9	42	402-11.2
Lang	34	763	77-137	.562	65-99	.657	139-4.1	87-1	23	43	10	20	219-6.4
Parks	34	435	60-105	.571	50-69	.725	81-2.4	57-0	13	30	35	5	170-5.0
Clark	34	268	33-61	.541	21-27	.778	27-0.8	26-0	22	21	4	7	99-2.9
Meek	25	143	22-38	.579	18-36	.500	30-1.2	18-1	5	6	5	3	62-2.5
Blakeney	29	175	13-23	.565	13-20	.650	24-0.8	10-0	17	17	0	7	40-1.4
Ast	14	44	5-12	.417	6-9	.667	14-1.0	6-0	2	4	1	1	16-1.1
Burt	19	38	3-11	.273	4-4	1.000	2-0.1	3-0	8	4	1	1	10-0.5
Team	-	-	-	-	-	-	105-2.9	-	-	-	-	-	-
Duke	36	7250	1108-2069	.536	780-1043	.748	1229-34.1	609-11	653	533	141	294	3167-88.0
Opps	36	7250	1033-2213	.467	379-583	.650	1129-31.4	837-na	557	639	115	232	2615-72.6

Three-Point Field Goals (171-394, .434): Hurley (59-140, .421); Laettner (54-97, .557); T. Hill (37-91, .407); Clark (12-18, .667); Davis (8-39, .205); Blakeney (1-4, .250); G. Hill (0-1, .000); Ast (0-4, .000). **Dunks (146):** G. Hill 48; T. Hill 25; Laettner 21; Davis 18; Lang 16; Parks 12; Clark 4; Meek 2. **Charges Taken (48):** Davis 9; Laettner 8; Lang 7; G. Hill 7; T. Hill 6; Hurley 5; Clark 2; Meek 2; Parks 2.

1992-93 RECORD: 24-8; HOME: 14-2; AWAY: 5-4; NEUTRAL: 5-2

Player	G	MP	FG-FGA	Pct	FT-FTA	Pct	Reb-Avg	PF-DO	Ast	TO	BS	St	Pts-Avg
*G. Hill	26	822	185-320	.578	94-126	.746	166-6.4	61-1	72	63	36	64	468-18.0
*Hurley	32	1138	157-373	.421	143-178	.803	84-2.6	60-0	262	108	1	49	545-17.0
*T. Hill	32	1022	184-384	.479	100-147	.680	151-4.7	73-0	47	62	12	51	502-15.7
*Parks	32	899	161-247	.652	72-100	.720	220-6.9	68-0	14	56	64	25	394-12.3
Clark	32	600	79-155	.510	58-67	.866	73-2.3	60-0	46	39	1	23	233-7.3
*Lang	31	808	80-153	.523	55-84	.655	171-5.5	80-5	25	56	30	19	215-6.9
Collins	29	367	56-139	.403	20-32	.625	33-1.1	26-0	34	23	0	15	169-5.8
Meek	32	371	38-64	.594	36-63	.571	92-2.9	51-1	5	21	10	11	112-3.5
Moore	12	77	16-27	.593	3-3	1.000	24-2.0	12-0	4	7	5	2	35-2.9
Blakeney	30	305	32-77	.416	19-29	.655	45-1.5	32-0	20	33	1	11	87-2.9
Brown	15	31	0-5	.000	4-9	.444	5-0.3	3-0	0	1	0	0	4-0.3
Brunson	8	10	1-6	.167	0-0	.000	1-0.1	2-0	0	0	0	0	2-0.3
Team	-	-	-	-									

MEDIA GUIDE

2018-19 DUKE MEN'S BASKETBALL

1996-97 RECORD: 24-9; HOME: 15-2; AWAY: 7-4; NEUTRAL: 2-3

Player	G	MP	FG-FGA	Pct	FT-FTA	Pct	Reb-Avg	PF-DO	Ast	TO	BS	St	Pts-Avg
*Langd.	33	972	137-308	.445	113-126	.897	97-2.9	56-0	68	50	10	33	473-14.3
*Capel	33	880	142-309	.460	72-116	.621	91-2.8	68-3	85	74	5	32	408-12.4
*McLeod	33	797	142-290	.490	81-102	.794	175-5.3	105-5	29	57	34	30	392-11.9
Newton	30	688	111-197	.563	89-132	.674	184-6.1	67-2	18	36	32	26	311-10.4
Price	33	706	106-269	.394	65-98	.663	90-2.7	61-1	28	45	5	22	309-9.4
*Wojo	33	1032	66-149	.443	56-73	.767	100-3.0	81-4	176	58	0	82	229-6.9
*Carraw.	31	503	72-125	.576	27-47	.574	97-3.1	39-0	34	29	21	22	171-5.5
Chappell	32	383	52-146	.356	18-39	.462	54-1.7	34-0	17	24	2	8	146-4.6
Wallace	30	363	33-77	.429	19-26	.731	53-1.8	60-0	4	21	9	15	96-3.2
James	17	144	15-36	.417	11-20	.550	34-2.0	16-0	8	14	4	8	46-2.7
Domzalski	13	112	12-19	.632	4-8	.500	19-1.5	26-2	1	6	7	1	28-2.2
Singleton	8	28	5-10	.500	2-6	.333	2-0.3	8-0	2	1	2	0	12-1.5
Caldbeck	8	21	2-3	.667	2-2	1.000	3-0.4	1-0	0	1	0	0	6-0.8
Heaps	8	21	0-0	.000	2-6	.333	0-0.0	3-0	3	3	0	1	2-0.3
Team	-	-	-	-	-	-	118-3.6	-	-	-	-	-	-
Duke	33	6650	895-1938	.462	561-801	.700	1117-33.8	625-17	473	424	131	280	2629-79.7
Opps	33	6650	789-1868	.422	458-675	.679	1209-36.6	679-na	402	600	94	183	2185-66.2

Three-Point Field Goals (278-714, .389): Langdon (86-195, .441); Capel (52-119, .437); Wojciechowski (41-104, .394); Price (32-108, .296); McLeod (27-72, .375); Chappell (24-73, .329); Wallace (11-25, .440); James (5-16, .313); Carrawell (0-2, .000). **Dunks (78):** Avey 2; James 1; Langdon 20; McLeod 15; Capel 6; Price 5; Chappell 3; Domzalski 3; James 1; Wallace 1. **Charges Taken (47):** Wallace 10; Wojciechowski 10; Capel 9; McLeod 7; Langdon 4; Chappell 2; Domzalski 2; Newton 2; Carrawell 1.

1997-98 RECORD: 32-4; HOME: 15-0; AWAY: 10-2; NEUTRAL: 7-2

Player	G	MP	FG-FGA	Pct	FT-FTA	Pct	Reb-Avg	PF-DO	Ast	TO	BS	St	Pts-Avg
*McLeod	36	852	196-397	.494	113-160	.706	201-5.6	102-2	49	68	26	42	549-15.3
*Langdon	36	1035	171-385	.444	101-114	.886	104-2.9	77-0	70	58	8	22	528-14.7
*Brand	21	493	100-169	.592	81-134	.604	154-7.3	53-1	10	34	27	32	281-13.4
*Carrawell	32	710	121-251	.482	66-103	.641	117-3.7	38-0	35	49	23	19	322-10.1
Avery	35	674	102-239	.427	61-82	.744	69-2.0	54-0	87	60	1	34	297-8.5
Battier	36	887	96-178	.539	79-108	.731	230-6.4	67-0	40	25	53	51	275-7.6
Chappell	36	518	91-196	.464	39-64	.609	71-2.0	76-1	20	28	4	19	257-7.1
*Wojo	36	1016	70-181	.387	47-64	.734	87-2.4	80-1	164	64	0	74	241-6.7
Burgess	36	453	64-126	.508	26-77	.338	114-3.2	46-0	19	26	23	21	155-4.3
James	6	41	6-14	.429	7-9	.778	9-1.5	5-0	0	6	1	4	21-3.5
Domzalski	26	258	34-60	.567	12-21	.571	72-2.8	49-1	1	12	14	7	80-3.1
Price	21	167	22-62	.355	11-17	.647	23-1.1	16-0	12	8	1	9	56-2.7
Singleton	19	46	5-9	.556	3-5	.600	12-0.6	4-0	3	3	2	1	13-0.7
Simpson	15	28	2-10	.200	0-0	.000	4-0.3	2-0	1	2	0	0	4-0.3
Heaps	12	22	1-1	1.000	1-2	.500	4-0.3	1-0	3	1	0	4	3-0.3
Team	-	-	-	-	-	-	106-2.9	-	-	-	-	-	-
Duke	36	7200	1081-2278	.475	647-946	.740	1377-38.3	670-6	514	448	183	339	3082-85.6
Opps	36	7200	841-2045	.411	470-712	.660	1272-35.3	782-na	454	716	110	199	2308-64.1

Three-Point Field Goals (273-739, .369): Langdon (85-215, .395); Wojciechowski (54-139, .388); McLeod (44-107, .411); Chappell (36-83, .434); Avery (32-108, .296); Carrawell (14-38, .368); Battier (4-24, .167); James (2-4, .500); Burgess (1-5, .200); Price (1-12, .083); Simpson (0-4, .000). **Dunks (106):** Carrawell 22; Burgess 20; Brand 18; Battier 14; McLeod 10; Chappell 7; Domzalski 1; Price 2; Avery 2; James 1; Langdon 1. **Charges Taken (47):** Battier 29; Langdon 6; McLeod 5; Wojciechowski 3; Chappell 2; Avery 1; Domzalski 1; Singleton 1. **Forced Five-Second Calls (24):** Wojciechowski 13; Langdon 5; Battier 1; Avery 1; Chappell 1; James 1; McLeod 1; Price 1.

1998-99 RECORD: 37-2; HOME: 14-0; AWAY: 10-2; NEUTRAL: 13-2

Player	G	MP	FG-FGA	Pct	FT-FTA	Pct	Reb-Avg	PF-DO	Ast	TO	BS	St	Pts-Avg
*Brand	39	1141	255-411	.620	181-256	.707	382-9.8	97-1	41	67	86	49	691-17.7
*Langd.	36	1117	191-413	.462	128-152	.842	123-3.4	84-0	69	64	3	52	622-17.3
*Avery	39	1210	201-416	.483	102-126	.810	137-3.5	86-1	196	102	1	57	580-14.9
*Magge.	39	691	137-261	.525	111-155	.716	151-3.9	99-3	59	80	15	29	414-10.6
*Carraw.	39	1116	144-317	.454	79-137	.577	188-4.9	71-1	130	84	34	30	386-9.9
Battier	37	881	114-209	.545	71-98	.724	180-4.9	78-2	55	32	43	65	338-9.1
Burgess	39	608	86-140	.614	38-70	.543	154-3.9	79-2	30	36	35	23	212-5.4
James	39	573	69-152	.454	43-65	.662	102-2.6	52-1	34	53	6	26	196-5.0
Domzalski	30	296	39-73	.534	37-52	.712	90-3.0	53-1	8	25	20	14	115-3.8
Bryant	13	30	3-9	.333	1-4	.250	3-0.2	3-0	2	3	0	1	8-0.6
Simpson	26	80	1-8	.125	8-14	.571	9-0.3	5-0	4	9	0	1	10-0.4
J. Cald.	20	49	3-10	.300	1-6	.167	12-0.6	4-0	3	4	1	1	7-0.4
R. Cald.	12	23	1-3	.333	0-0	.000	4-0.3	2-0	0	1	0	0	2-0.2
Heaps	4	10	0-0	.000	0-0	.000	2-0.5	0-0	2	2	1	1	0-0.0
Team	-	-	-	-	-	-	108-2.8	-	-	-	-	-	-
Duke	39	7825	1244-2422	.514	800-1135	.705	1645-42.2	713-12	633	572	245	349	3581-91.8
Opps	39	7825	972-2486	.391	484-730	.663	1303-33.4	895-na	468	690	100	274	2619-67.2

Three-Point Field Goals (293-739, .396): Langdon (112-254, .441); Avery (76-185, .411); Battier (39-94, .415); Maggette (29-84, .345); Carrawell (19-55, .345); James (15-52, .288); Burgess (2-4, .500); Bryant (1-3, .333); R. Caldbeck (0-2, .000); Simpson (0-6, .000). **Dunks (162):** Brand 50; Burgess 14; Maggette 29; Carrawell 23; James 12; Domzalski 10; Battier 4; Avery 1. **Charges Taken (56):** Battier 36; Langdon 7; James 3; Brand 3; Maggette 2; Domzalski 1; Simpson 1. **Forced Five-Second Calls (9):** Avery 4; Langdon 3; Brand 1; Maggette 1.

1999-00 RECORD: 29-5; HOME: 13-2; AWAY: 9-0; NEUTRAL: 7-3

Player	G	MP	FG-FGA	Pct	FT-FTA	Pct	Reb-Avg	PF-DO	Ast	TO	BS	St	Pts-Avg
*Battier	34	1206	190-383	.496	134-164	.817	192-5.6	71-3	72	44	70	68	593-17.4
*Carraw.	34	1212	205-422	.486	137-176	.778	206-6.1	58-0	110	69	36	34	576-16.9
*Williams	34	1157	179-427	.419	61-89	.685	143-4.2	86-1	220	139	6	81	492-14.5
*Boozer	34	807	164-267	.614	115-155	.742	213-6.3	90-3	37	54	23	37	443-13.0
*James	34	970	136-290	.469	55-77	.714	153-4.5	71-3	63	63	8	47	373-11.0
Dunleavy	30	724	97-211	.460	45-61	.738	128-4.3	53-1	50	61	14	33	273-9.1
Horvath	32	269	36-76	.474	14-18	.778	58-1.8	40-0	10	13	6	13	104-3.3
Christen.	31	295	20-51	.392	21-36	.583	70-2.3	52-1	10	11	11	7	61-2.0
Sanders	25	144	12-24	.500	22-34	.647	29-1.2	17-0	1	9	17	4	46-1.8
Buckner	20	68	3-6	.500	10-17	.588	9-0.5	6-0	8	2	0	5	19-1.0
Caldbeck	8	15	1-5	.200	2-4	.500	2-0.3	0-0	0	0	0	1	5-0.6
Simpson	17	46	2-10	.200	2-2	1.000	3-0.2	5-0	3	6	0	3	7-0.4
Borman	10	12	0-0	.000	0-0	.000	1-0.1	3-0	0	0	0	0	0-0.0
Team	-	-	-	-	-	-	106-3.1	-	-	-	-	-	-
Duke	34	6925	1045-2172	.481	618-833	.742	1313-38.6	552-12	584	480	191	333	2992-88.0
Opps	34	6925	934-2238	.417	360-537	.670	1283-37.7	690-na	472	607	123	240	2425-71.3

Three-Point Field Goals (284-742, .383): Battier (79-178, .444); Williams (73-206, .354); James (46-122, .377); Dunleavy (34-97, .351); Carrawell (29-77, .377); Horvath (18-50, .360); Buckner (3-4, .750); Caldbeck (1-3, .333); Simpson (1-5, .200). **Dunks (113):** Boozer 40; Carrawell 23; Battier 15; James 12; Williams 8; Dunleavy 6; Sanders 4; Christensen 3; Horvath 2. **Charges Taken (36):** Battier 20; Dunleavy 10; James 3; Boozer 1; Sanders 1; Williams 1. **Forced Five-Second Calls (12):** Williams 6; Carrawell 3; Dunleavy 1; James 1; Horvath 1.

2000-01 RECORD: 35-4; HOME: 13-2; AWAY: 8-1; NEUTRAL: 14-1

Player	G	MP	FG-FGA	Pct	FT-FTA	Pct	Reb-Avg	PF-DO	Ast	TO	BS	St	Pts-Avg
*Williams	39	1240	285-603	.473	139-211	.659	128-3.3	87-0	237	154	5	78	841-21.6
*Battier	39	1363	251-533	.471	152-191	.796	285-7.3	80-3	72	60	88	82	778-19.9
*Boozer	32	820	160-265	.604	105-146	.719	208-6.5	91-2	40	38	28	28	425-13.3
*Dunleavy	39	1137	184-388	.474	68-98	.694	222-5.7	81-1	103	80	15	53	493-12.6
*James	39	1085	161-326	.494									

2018-19 DUKE MEN'S BASKETBALL

MEDIA GUIDE

2003-04 RECORD: 31-6; HOME: 14-1; AWAY: 8-2; NEUTRAL: 9-3

Player	G	MP	FG-FGA	Pct	FT-FTA	Pct	Reb-Avg	PF-DO	Ast	TO	BS	St	Pts-Avg
*Redick	37	1152	172-407	.423	143-150	.953	115-31.1	78-0	58	70	3	27	589-15.9
*Deng	37	1149	210-442	.475	98-138	.710	255-6.9	82-0	68	83	39	49	558-15.1
*Ewing	37	1131	151-362	.417	92-124	.742	96-2.6	107-5	69	64	5	62	468-12.6
*Williams	37	963	164-280	.586	138-200	.690	314-8.5	120-6	34	87	111	36	468-12.6
*Duhon	37	1311	138-308	.448	65-90	.722	150-4.1	76-1	225	104	7	80	370-10.0
Randolph	37	709	94-159	.591	70-105	.667	168-4.5	109-3	20	51	61	26	260-7.0
Dockery	27	571	46-112	.411	17-33	.515	50-1.4	64-1	47	26	1	56	112-3.0
Thompson	3	11	2-3	.667	3-4	.750	1-0.3	3-0	0	0	1	0	7-2.3
Horvath	34	218	22-43	.512	19-33	.576	51-1.5	39-2	6	8	10	8	64-1.9
Melchioni	27	145	13-33	.394	5-5	1.000	19-0.7	14-0	4	6	2	3	40-1.5
Johnson	13	28	4-4	1.000	3-4	.750	6-0.5	1-0	1	1	0	1	11-0.8
Borman	16	34	2-3	.667	2-4	.500	3-0.2	2-0	4	4	0	1	7-0.4
Davidson	11	19	0-3	.000	0-0	.000	1-0.1	0-0	0	1	0	1	0-0.0
Pagliuca	4	9	0-2	.000	0-0	.000	1-0.3	1-0	0	0	0	0	0-0.0
Team	-	-	-	-	-	-	121-3.3	2	-	6	-	-	-
Duke	37	7450	1018-2161	.471	655-890	.736	1351-36.5	399-18	536	511	240	340	2954-79.8
Opps	37	7450	876-2154	.407	478-689	.694	1265-34.2	776-na	436	637	124	244	2406-65.0

Three-Point Field Goals (263-722, .364): Redick (102-258, .395); Ewing (74-180, .411); Deng (40-111, .360); Duhon (29-96, .302); Melchioni (9-25, .360); Randolph (2-10, .200); Borman (1-2, .500); Horvath (1-7, .143); Dockery (3-25, .120); Pagliuca (0-1, .000); Davidson (0-2, .000) **Dunks (95):** Williams 36, Deng 28, Randolph 25, Duhon 2, Horvath 2, Ewing 2, **Charges Taken (47):** Randolph 15; Redick 9; Deng 7; Duhon 7; Williams 4; Ewing 2; Melchioni 1; Dockery 1; Horvath 1. **Forced Five-Second Calls (5):** Duhon 3; Dockery 1; Randolph 1.

2004-05 RECORD: 27-6; HOME: 14-1; AWAY: 5-4; NEUTRAL: 8-1

Player	G	MP	FG-FGA	Pct	FT-FTA	Pct	Reb-Avg	PF-DO	Ast	TO	BS	St	Pts-Avg
*Redick	33	1231	202-495	.408	196-209	.938	108-3.3	37-0	86	82	2	35	721-21.8
*Williams	33	1109	191-328	.582	131-198	.662	369-11.2	96-3	31	85	122	42	513-15.5
*Ewing	33	1138	181-424	.427	74-107	.692	104-3.2	99-4	132	98	13	65	505-15.3
*Melchi.	33	716	80-197	.406	36-56	.643	111-3.4	69-5	30	35	5	23	253-7.7
*Nelson	33	634	66-165	.400	59-111	.532	150-4.5	63-2	27	47	9	28	206-6.2
Dockery	27	720	52-109	.477	40-52	.769	76-2.8	81-4	61	40	8	43	168-6.2
Randolph	29	548	46-117	.393	32-60	.533	125-4.3	89-4	27	30	44	30	127-4.4
McClure	25	184	17-39	.436	8-15	.533	34-1.4	15-0	11	10	8	9	43-1.7
Love	21	215	15-32	.469	3-7	.429	57-2.7	39-2	11	10	5	12	33-1.6
Johnson	22	87	3-5	.600	2-2	1.000	25-1.1	17-0	4	2	4	0	8-0.4
Davidson	18	32	0-2	.000	4-4	1.000	4-0.2	4-0	1	0	0	0	4-0.2
Perkins	5	5	0-1	.000	0-0	.000	1-0.2	2-0	0	1	0	0	0-0.0
Novick	2	0	0-0	.000	0-0	.000	0-0.0	1-0	0	0	0	0	0-0.0
Pagliuca	5	6	0-1	.000	0-0	.000	0-0.0	0-0	0	0	0	0	0-0.0
Team	-	-	-	-	-	-	97-2.9	2	-	14	-	-	-
Duke	33	6625	853-1915	.445	585-821	.713	1261-38.2	612-24	421	454	220	287	2581-78.2
Opps	33	6625	783-2006	.390	459-643	.714	1208-36.6	698-na	328	511	132	247	2153-65.2

Three-Point Field Goals (290-763, .380): Redick (121-300, .403); Ewing (69-199, .347); Melchioni (57-144, .396); Dockery (24-56, .429); Nelson (15-47, .319); Randolph (3-13, .231); McClure (1-3, .333); Love (0-1, .000). **Dunks (74):** Williams 30, Ewing 17, Randolph 14, Nelson 7, Love 4, McClure 2, Melchioni 2. **Charges Taken (49):** Randolph 22; Melchioni 6; Dockery 5; Redick 5; Love 4; Williams 3; Ewing 2; Nelson 1; McClure 1. **Forced Five-Second Calls (7):** Dockery 2; Nelson 2; Ewing 2; Redick 1.

2005-06 RECORD: 32-4; HOME: 14-1; AWAY: 9-2; NEUTRAL: 9-1

Player	G	MP	FG-FGA	Pct	FT-FTA	Pct	Reb-Avg	PF-DO	Ast	TO	BS	St	Pts-Avg
*Redick	36	1336	302-643	.470	221-256	.863	71-2.0	54-0	95	90	2	52	964-26.8
*Williams	36	1198	237-411	.577	201-270	.744	384-10.7	114-2	39	89	137	60	677-18.8
*McRoberts	36	883	115-190	.605	77-116	.664	189-5.3	107-3	53	51	46	41	312-8.7
Nelson	24	517	61-134	.455	24-37	.649	82-3.4	49-1	29	42	3	20	171-7.1
*Dockery	36	1069	93-200	.465	36-52	.692	108-3.0	89-1	94	48	4	61	256-7.1
*Paulus	36	1163	72-193	.373	76-97	.784	101-2.8	79-2	187	118	0	56	242-6.7
*Melchi.	36	717	64-176	.364	38-57	.667	116-3.2	76-1	33	26	5	35	206-5.7
Pocius	28	172	16-33	.485	5-8	.625	8-0.3	20-1	13	12	0	8	42-1.5
Boykin	26	70	8-17	.471	9-10	.900	20-0.8	16-0	2	7	4	2	25-1.0
Boateng	20	50	6-7	.857	2-2	1.000	12-0.6	11-0	1	5	0	1	14-0.7
Perkins	6	12	1-2	.500	0-0	.000	1-0.2	0-0	0	0	0	0	3-0.5
Johnson	13	23	3-3	1.000	0-0	.000	4-0.3	6-0	0	2	1	0	6-0.5
JDavidson	10	11	1-2	.500	0-0	.000	1-0.1	0-0	0	1	0	1	3-0.3
Pagliuca	1	4	0-0	.000	0-0	.000	0-0.0	0-0	0	0	0	0	0-0.0
Team	-	-	-	-	-	-	107-3.0	0	-	5	-	-	-
Duke	36	7225	979-2011	.487	689-905	.761	1204-33.4	621-11	546	496	202	337	2921-81.1
Opps	36	7225	951-2215	.429	408-612	.667	1301-36.1	760-na	438	582	133	258	2453-68.1

Three-Point Field Goals (274-709, .386): Redick (139-330, .421); Melchioni (40-125, .320); Dockery (34-86, .395); Nelson (25-61, .410); Paulus (22-70, .314); McRoberts (5-13, .385); Pocius (5-16, .313); Williams (2-6, .333); J. Davidson (1-1, 1.000); Perkins (1-1, 1.000). **Dunks (79):** Williams 58, McRoberts 54, Nelson 5, Boateng 2, Redick 2, Melchioni 1. **Charges Taken (30):** Redick 12; Melchioni 11; Williams 7; Paulus 5; Pocius 4; Dockery 4; Nelson 4; McRoberts 1. **Forced Five-Second Calls (9):** Dockery 3; Paulus 3; Nelson 2, TEAM 1.

2006-07 RECORD: 22-11; HOME: 15-4; AWAY: 5-4; NEUTRAL: 2-3

Player	G	MP	FG-FGA	Pct	FT-FTA	Pct	Reb-Avg	PF-DO	Ast	TO	BS	St	Pts-Avg
*Nelson	33	1052	174-364	.478	73-123	.593	177-5.4	76-2	66	82	17	44	465-14.1
*McRoberts	33	1164	164-327	.502	97-146	.664	260-7.9	83-2	114	80	82	39	430-13.0
*Scheyer	33	1112	113-284	.398	115-136	.846	110-3.3	57-1	61	52	5	39	402-12.2
*Paulus	33	1068	130-285	.456	61-81	.753	73-2.2	94-4	124	101	2	38	389-11.8
Henderson	32	618	87-193	.451	37-59	.627	92-2.9	46-1	35	43	10	16	219-6.8
McClure	33	716	54-110	.491	26-42	.619	163-4.9	68-2	18	41	24	39	138-4.2
*Thomas	31	463	46-81	.568	32-54	.593	76-2.5	84-1	1	43	3	17	124-4.0
Zoubek	32	235	33-63	.524	32-48	.667	71-2.2	37-0	6	37	9	4	98-3.1
Pocius	27	193	19-44	.432	6-7	.857	15-0.6	24-0	8	18	1	3	52-1.9
Boykin	3	30	2-2	1.000	0-0	.000	12-4.0	5-0	0	1	3	2	4-1.3
JDavidson	11	15	0-1	.000	2-2	1.000	3-0.3	2-0	0	2	0	0	2-0.2
Pagliuca	3	2	0-0	.000	0-0	.000	0-0.0	1-0	0	0	0	0	0-0.0
Sutton	1	2	0-0	.000	0-0	.000	0-0.0	0-0	0	0	0	0	0-0.0
Johnson	3	5	0-0	.000	0-0	.000	0-0.0	0-0	0	1	0	0	0-0.0
Tormey	0	0	0-0	.000	0-0	.000	0-0.0	0-0	0	0	0	0	0-0.0
Team	-	-	-	-	-	-	113-3.4	0	-	9	-	-	-
Duke	33	822-1754	.469	481-698	.689	1165-35.3	577-13	433	509	157	241	2323-70.4	
Opps	33	765-1812	.422	378-536	.705	1004-30.4	654-16	375	491	115	251	2047-62.0	

Three-Point Field Goals (198-520, .381): Paulus (68-151, .450); Scheyer (61-167, .365); Nelson (44-121, .364); Henderson (8-25, .320); Pocius (8-26, .308); McRoberts (5-23, .217); McClure (4-7, .571). **Dunks (117):** McRoberts 42, Nelson 34, Henderson 21, McClure 8, Thomas 8, Zoubek 3, Pocius 1. **Charges Taken (51):** Paulus 10, Thomas 9, Henderson 7, Scheyer 6, Nelson 6, McRoberts 5, Pocius 4, Zoubek 2, Boykin 1, McClure 1. **Forced Five-Second Calls (8):** Paulus 2, Thomas 2, Scheyer 2, Nelson 1, TEAM 1.

2007-08 RECORD: 28-6; HOME: 15-1; AWAY: 8-2; NEUTRAL: 5-3

Player	G	MP	FG-FGA	Pct	FT-FTA	Pct	Reb-Avg	PF-DO	Ast	TO	BS	St	Pts-Avg
*Nelson	34	1051	172-351	.490	110-183	.601	197-5.8	77-2	100	84	11	53	494-14.5
*Singler	34	972	159-348	.457	82-106	.774	198-5.8	104-3	48	75	25</		

MEDIA GUIDE

2018-19 DUKE MEN'S BASKETBALL

2009-10 RECORD: 35-5; HOME: 17-0; AWAY: 5-5; NEUTRAL: 13-0

Player	G	MP	FG-FGA	Pct	FT-FTA	Pct	Reb-Avg	PF-DO	Ast	TO	BS	St	Pts-Avg
*Scheyer	40	1470	212-531	.399	194-221	.878	144-3.6	54-0	194	65	10	65	728-18.2
*Singler	40	1436	228-550	.415	166-208	.798	280-7.0	86-1	96	79	32	41	707-17.7
*Smith	38	1349	239-542	.441	122-159	.767	106-2.8	66-0	114	69	9	45	660-17.4
Zoubek	40	746	90-141	.638	43-78	.551	309-7.7	138-8	39	48	31	27	223-5.6
*Mi.Plumlee	40	654	83-148	.561	39-59	.661	197-4.9	103-3	12	43	26	20	206-5.2
*Thomas	40	1013	68-155	.439	55-74	.743	194-4.9	121-4	36	61	8	24	191-4.8
Dawkins	38	477	54-136	.397	25-34	.735	43-1.1	36-1	13	15	2	11	169-4.4
Ma.Plumlee	34	480	49-106	.462	25-46	.543	105-3.1	73-1	30	32	30	18	125-3.7
Czyz	6	61	7-12	.583	0-0	.000	12-2.0	4-0	5	3	0	2	15-2.5
Kelly	35	227	16-45	.356	4-6	.667	38-1.1	34-0	13	8	14	8	41-1.2
Davidson	21	55	1-5	.200	6-10	.600	5-0.2	6-0	3	3	0	1	9-0.4
Johnson	14	24	1-3	.333	3-4	.750	3-0.2	0-0	0	0	0	2	5-0.4
Peters	7	8	0-0	.000	0-0	.000	1-0.1	0-0	0	1	0	0	0-0.0
Zafirovski	0	0	0-0	.000	0-0	.000	0-0.0	0-0	0	0	0	0	0-0.0
Team	-	-	-	-	-	-	123-3.2	-	-	12	-	-	-
Duke	40	8000	1048-2374	.441	682-899	.759	1560-39.0	721-18	555	439	162	264	3079-77.0
Opps	40	8000	883-2202	.401	515-749	.688	1310-32.8	781-17	432	566	155	210	2439-61.0

Three-Point Field Goals (301-782, .385): Scheyer (110-287, .383), Singler (85-213, .399), Smith (60-153, .392), Dawkins (36-95, .379), Kelly (5-19, .263), Ma.Plumlee (2-8, .250), Mi.Plumlee (1-1,000), Davidson (1-2, .500), Czyz (1-4, .250), **Dunks (86):** Mi.Plumlee 33, Ma.Plumlee 24, Smith 9, Thomas 7, Singler 4, Czyz 3, Kelly 2, Zoubek 2, Dawkins 2. **Charges Taken (54):** Thomas 16, Zoubek 16, Singler 7, Scheyer 6, Kelly 4, Smith 4, Mi.Plumlee 1. **Forced Five-Second Calls (3):** Smith 2, TEAM 1.

2010-11 RECORD: 32-5; HOME: 17-0; AWAY: 6-4; NEUTRAL: 9-1

Player	G	MP	FG-FGA	Pct	FT-FTA	Pct	Reb-Avg	PF-DO	Ast	TO	BS	St	Pts-Avg
*Smith	37	1259	260-568	.458	187-230	.813	166-4.5	72-0	189	118	3	45	764-20.6
Irving	11	303	55-104	.529	64-71	.901	37-3.4	23-0	47	27	6	16	192-17.5
*Singler	37	1286	219-509	.430	125-155	.806	253-6.8	98-1	60	70	12	34	625-16.9
*Curry	37	924	101-239	.423	67-85	.788	67-1.8	63-2	74	35	5	52	333-9.0
Dawkins	37	778	100-208	.481	34-43	.791	70-1.9	59-1	21	28	4	21	298-8.1
*Ma.Plumlee	37	949	112-189	.593	41-93	.441	309-8.4	96-5	58	71	62	33	265-7.2
*Kelly	37	743	95-184	.516	33-41	.805	138-3.7	77-0	31	30	51	25	245-6.6
Mi.Plumlee	37	628	72-139	.518	32-54	.593	181-4.9	88-2	13	35	17	22	176-4.8
Thornton	34	337	13-29	.448	26-31	.839	22-0.6	53-2	33	22	1	16	56-1.6
Hairston	27	165	13-36	.361	13-23	.565	33-1.2	26-0	3	8	1	4	39-1.4
Zafirovski	5	11	0-1	.000	0-0	.000	0-0.0	1-0	0	0	0	0	0-0.0
Peters	10	17	0-0	.000	0-0	.000	3-0.3	0-0	0	0	0	1	0-0.0
Team	-	-	-	-	-	-	120-3.2	1-0	-	3	-	-	-
Duke	37	7400	1040-2206	.471	622-826	.753	1399-37.8	657-13	529	447	162	269	2993-80.9
Opps	37	7400	896-2212	.405	426-655	.650	1299-35.1	745-18	438	546	105	219	2394-64.7

Three-Point Field Goals (291-778, .374): Irving (18-39, .462), Curry (64-147, .435), Dawkins (64-150, .427), Smith (57-163, .350), Singler (62-193, .321), Kelly (22-69, .319), Thornton (4-15, .267), Ma.Plumlee (0-2, .000), Dunks (114): Ma.Plumlee 46, Mi.Plumlee 23, Smith 19, Kelly 14, Dawkins 6, Singler 4, Hairston 2. **Charges Taken (61):** Kelly 19, Singler 18, Thornton 7, Mi.Plumlee 4, Curry 3, Hairston 3, Ma.Plumlee 3, Smith 3, Dawkins 1. **Forced Five-Second Calls (3):** Smith 2, TEAM 1.

2011-12 RECORD: 27-7; HOME: 13-3; AWAY: 8-1; NEUTRAL: 6-3

Player	G	MP	FG-FGA	Pct	FT-FTA	Pct	Reb-Avg	PF-DO	Ast	TO	BS	St	Pts-Avg
*Rivers	34	1129	174-402	.433	121-184	.658	115-3.4	76-2	71	79	1	33	527-15.5
*Curry	34	1026	141-336	.420	103-118	.873	89-2.6	73-2	83	69	7	43	449-13.2
*Kelly	31	803	107-241	.444	113-140	.807	167-5.4	71-1	35	43	31	24	367-11.8
*Ma.Plumlee	34	964	143-250	.572	93-176	.528	312-9.3	86-1	55	74	55	26	379-11.1
Dawkins	34	760	92-230	.400	34-46	.739	70-2.1	62-0	20	27	2	14	285-8.4
Mi.Plumlee	34	697	89-146	.610	48-76	.632	242-7.1	78-3	18	42	32	18	226-6.6
Cook	33	387	47-116	.405	38-49	.776	34-1.0	26-0	63	18	2	14	146-4.4
*Thornton	34	717	39-103	.379	33-44	.750	63-1.9	95-4	69	34	0	31	138-4.1
Hairston	29	246	31-69	.449	16-24	.667	42-1.4	39-1	5	15	4	4	78-2.7
Gbinije	19	111	11-20	.550	7-7	1.000	16-0.8	19-0	3	8	1	3	33-1.7
Zafirovski	5	10	0-2	.000	0-0	.000	2-0.4	1-0	1	1	1	0	0-0.0
Team	-	-	-	-	-	-	97-2.9	-	-	5	-	-	-
Duke	34	6850	874-1915	.456	606-864	.701	1249-36.7	626-14	423	415	136	210	2628-77.3
Opps	34	6850	864-1996	.433	453-657	.689	1159-34.1	708-24	380	434	89	194	2334-68.6

Three-Point Field Goals (274-739, .371): Kelly (40-98, .408), Gbinije (4-10, .400), Dawkins (67-171, .392), Curry (64-167, .383), Rivers (58-159, .365), Thornton (27-77, .351), Cook (14-56, .250), Hairston (0-1, .000), **Dunks (112):** Ma.Plumlee 60, Mi.Plumlee 27, Kelly 12, Dawkins 5, Rivers 4, Hairston 2, Gbinije 2. **Charges Taken (38):** Kelly 14, Thornton 10, Curry 5, Hairston 3, Mi.Plumlee 2, Ma.Plumlee 2, Cook 1, Dawkins 1. **Forced Five-Second Calls (2):** Cook 1, Rivers 1.

2012-13 RECORD: 30-6; HOME: 16-0; AWAY: 5-4; NEUTRAL: 9-2

Player	G	MP	FG-FGA	Pct	FT-FTA	Pct	Reb-Avg	PF-DO	Ast	TO	BS	St	Pts-Avg
*Curry	35	1130	197-424	.465	123-152	.809	89-2.5	60-0	54	42	6	30	612-17.5
*Ma.Plumlee	36	1248	221-369	.599	173-254	.681	359-10.0	92-3	70	103	52	36	615-17.1
*Kelly	23	664	96-212	.453	69-85	.812	122-5.3	55-3	38	23	37	16	296-12.9
*Cook	36	1208	151-363	.416	64-73	.877	138-3.8	96-2	190	80	5	51	421-11.7
*Sulaimon	36	1050	137-323	.424	93-116	.802	121-3.4	79-1	68	45	2	27	416-11.6
Jefferson	32	405	51-94	.543	25-41	.610	92-2.9	53-2	7	12	16	12	127-4.0
Thornton	36	791	41-101	.406	17-25	.680	82-2.3	99-6	79	38	4	46	130-3.6
Hairston	35	444	36-80	.450	18-26	.692	73-2.1	85-5	8	19	6	5	90-2.6
Murphy	31	194	27-55	.491	5-12	.417	30-1.0	18-0	0	11	3	5	64-2.1
Zafirovski	7	16	2-4	.500	1-4	.250	3-0.4	3-0	0	1	1	1	5-0.7
Mi.Plumlee	19	50	1-8	.125	0-8	.000	11-0.6	5-0	1	5	3	3	2-0.1
Team	-	-	-	-	-	-	88-2.4	-	-	5	-	-	-
Duke	36	7200	960-2033	.472	588-796	.739	1208-33.6	645-22	515	383	135	232	2778-77.2
Opps	36	7200	852-2049	.416	486-671	.724	1249-34.7	703-20	341	502	119	179	2350-65.3

Three-Point Field Goals (270-676, .399): Curry (95-217, .438), Kelly (35-83, .422), Cook (55-140, .393), Thornton (31-79, .352), Sulaimon (49-132, .371), Murphy (5-24, .208), Hairston (0-1, .000), **Dunks (102):** Ma.Plumlee 87, Sulaimon 6, Jefferson 3, Kelly 2, Hairston 2, Murphy 2. **Charges Taken (67):** Hairston 20, Sulaimon 11, Kelly 9, Thornton 8, Curry 6, Cook 2, Plumlee 2. **Forced Five-Second Calls (2):** Cook 1, Team 1.

2013-14 RECORD: 26-9; HOME: 17-0; AWAY: 4-5; NEUTRAL: 5-4

Player	G	MP	FG-FGA	Pct	FT-FTA	Pct	Reb-Avg	PF-DO	Ast	TO	BS	St	Pts-Avg
*Parker	35	1073	236-499	.473	160-214	.748	306-8.7	83-2	41	81	43	37	670-19.1
*Hood	35	1150	191-412	.464	109-135	.807	138-3.9	91-3	75	54	9	25	562-16.1
*Cook	35	1042	137-317	.432	67-81	.827	76-2.2	66-0	153	57	1	47	406-11.6
Sulaimon	34	871	99-246	.402	96-125	.768	83-2.4	74-1	81	37	1	27	337-9.9
Dawkins	33	453	84-189	.444	30-37	.811	43-1.3	43-1	12	18	5	15	262-7.9
*Jefferson	35	796	94-146	.644	40-81	.494	240-6.9	93-1	36	23	20	23	228-6.5
*Thornton	35	745	32-75	.427	18-21	.857	64-1.8	102-5	83	24	1	46	109-3.1
Jones	32	235	15-51	.294	23-41	.561	27-0.8	24-0	5	4	1	11	56-1.8
Ojeleye	17	80	7-14	.500	10-11	.909	15-0.9	6-0	2	5	4	4	28-1.6
Hairston	30	284	17-35	.486	9-14	.643	38-1.3	65-1	11	10	3	3	43-1.4
Plumlee	30	254	16-29	.552	6-17	.353	65-2.2	29-0	8	10	17	6	38-1.3
Murphy	5	33	1-6	.167	2-4	.500	5-1.0	3-0	2	1	0	0	5-1.0
Pagliuca	3	5	0-1	.000	1-2	.500	2-0.7	0-0	0	0	0	0	1-0.3
Zafirovski	3	4	0-0	.000	0-0	.000	0-0.0	1-0.3	1				

2017-18 **RECORD: 29-8; HOME: 15-1; AWAY: 6-5; NEUTRAL: 8-2**

Player	G	MP	FG-FGA	Pct	FT-FTA	Pct	Reb-Avg	PF-DO	Ast	TO	BS	St	Pts-Avg
Bagley III	33	1118	270-440	.614	131-209	.627	366-11.1	60-1	50	75	29	27	694-21.0
Allen	37	1319	181-433	.418	108-127	.850	123-3.3	79-1	172	79	2	64	572-15.5
Trent Jr.	37	1253	177-427	.415	85-97	.876	157-4.2	62-0	52	38	5	43	536-14.5
Carter Jr.	37	997	179-319	.561	124-168	.738	335-9.1	105-4	74	75	76	30	501-13.5
Duval	37	1103	148-346	.428	53-89	.596	73-2.0	89-3	207	102	5	54	380-10.3
Bolden	29	373	48-78	.615	16-27	.593	104-3.6	40-0	17	16	28	9	112-3.9
DeLaurier	33	419	45-70	.643	21-38	.553	131-4.0	74-5	16	23	19	21	112-3.4
O'Connell	36	373	42-88	.477	14-19	.737	50-1.4	16-0	19	16	4	11	120-3.3
Tucker	2	14	2-4	.500	1-2	.500	1-0.5	0-0	0	2	0	0	6-3.0
Robinson	17	82	8-19	.421	1-4	.250	11-0.6	7-0	2	5	9	0	23-1.4
Goldwire	26	169	9-28	.321	3-4	.750	12-0.5	19-0	24	7	0	9	26-1.0
Vrankovic	14	66	6-12	.500	2-4	.500	15-1.1	11-0	7	4	2	0	14-1.0
White	28	159	9-22	.409	2-2	1.000	42-1.5	11-0	7	7	6	7	22-0.8
Buckmire	4	5	1-2	.500	1-1	1.000	2-0.5	1-0	1	0	0	0	3-0.8
Team	-	-	-	-	-	-	100-2.7	1	-	11	-	-	-
Total	37	7450	1125-2288	.492	562-791	.710	1522-41.1	575-14	648	460	185	275	3121-84.4
Opp.	37	7450	957-2364	.405	383-526	.728	1222-33.0	672-0	537	454	97	210	2576-69.6

Three-Point Field Goals (309-831, .372): Allen (102-276, .370), Trent (97-241, .402), Duval (31-107, .290), Bagley (23-58, .397), O'Connell (22-45, .489), Carter (19-46, .413), Robinson (6-17, .353), Goldwire (5-19, .263), White (2-12, .167), DeLaurier (1-8, .125), Tucker (1-2, .500), Bolden (0-0, .000), Buckmire (0-0, .000), Vrankovic, (0-0, .000). **Dunks (235):** Bagley 98, Carter 58, Allen 19, Bolden 17, DeLaurier 16, Duval 13, Trent 6, White 5, O'Connell 3, Robinson 1. **Charges Taken (18):** Allen 9, Bagley 3, Duval 2, Carter 2, O'Connell 1, DeLaurier 1.

Annual Statistical Leaders

▲ - ACC annual statistical champion in that category

POINTS

1929	Joe Croson (So)	173
1930	Joe Croson (Jr)	189
1931	Joe Croson (Sr)	196
1932	James Thompson (So)	180
1933	James Thompson (Jr)	208
1934	James Thompson (Sr)	231
1935	Charles Kunkle (Jr)	124
1936	Kenneth Podger (Jr)	168
1937	Kenneth Podger (Sr)	196
1938	Edwin Swindell (Jr)	206
1939	Edwin Swindell (Sr)	190
1940	Bill Mock (Jr)	184
1941	Charles Holley (Sr)	203
1942	Cedric Loftis (Jr)	200
1943	Gordon Carver (So)	309
1944	Gordon Carver (Jr)	297
1945	Bill Sapp	221
1946	Ed Koffenberger (Jr)	317
1947	Ed Koffenberger (Sr)	416
1948	Corren Youmans (So)	329
1949	Corren Youmans (Jr)	254
1950	Corren Youmans (Sr)	352
1951	Dick Groat (Jr)	831
1952	Dick Groat (Sr)	780
1953	Bernie Janicki (Jr)	436
1954	Bernie Janicki (Sr)	364
1955	Ronnie Mayer (Jr)	607
1956	Ronnie Mayer (Sr)	553
1957	Jim Newcome (Jr)	347
1958	Jim Newcome (Sr)	331
1959	Carroll Youngkin (So)	399
1960	Howard Hurt (Jr)	376
1961	Art Heyman (So)	629
1962	Art Heyman (Jr)	608
▲ 1963	Art Heyman (Sr)	747
1964	Jeff Mullins (Sr)	750
1965	Bob Verga (So)	534
1966	Jack Marin (Sr)	558
▲ 1967	Bob Verga (Sr)	705
1968	Mike Lewis (Sr)	608
1969	Randy Denton (So)	486
1970	Randy Denton (Jr)	560
1971	Randy Denton (Sr)	612
1972	Chris Redding (So)	385
1973	Chris Redding (Jr)	440
1974	Bob Fleischer (Jr)	407
1975	Bob Fleischer (Sr)	447
1976	Tate Armstrong (Jr)	654
1977	Jim Spanarkel (So)	519
1978	Jim Spanarkel (Jr)	708
1979	Mike Gminski (Jr)	565
1980	Mike Gminski (Sr)	704
▲ 1981	Gene Banks (Sr)	499
▲ 1982	Vince Taylor (Sr)	549
1983	Johnny Dawkins (Fr)	506
1984	Johnny Dawkins (So)	659
1985	Johnny Dawkins (Jr)	582
1986	Johnny Dawkins (Sr)	809
1987	Danny Ferry (So)	461
▲ 1988	Danny Ferry (Jr)	667
▲ 1989	Danny Ferry (Sr)	791
1990	Phil Henderson (Sr)	683
1991	Christian Laettner (Jr)	771
1992	Christian Laettner (Sr)	751
1993	Bobby Hurley (Sr)	545
1994	Grant Hill (Sr)	591
1995	Cherokee Parks (Sr)	589
1996	Jeff Capel (Jr)	514
1997	Trajan Langdon (So)	473
1998	Roshown McLeod (Sr)	549
1999	Elton Brand (So)	691
2000	Shane Battier (Jr)	593
▲ 2001	Jason Williams (So)	841
▲ 2002	Jason Williams (Jr)	746
2003	Dahntay Jones (Sr)	583
2004	J.J. Redick (So)	589
▲ 2005	J.J. Redick (Jr)	721
▲ 2006	J.J. Redick (Sr)	964
2007	Demarcus Nelson (Jr)	465
2008	Demarcus Nelson (Sr)	494

2009	Gerald Henderson (Jr)	610
2010	Jon Scheyer (Sr)	728
▲ 2011	Nolan Smith (Sr)	764
2012	Austin Rivers (Fr)	527
2013	Mason Plumlee (Sr)	615
2014	Jabari Parker (Fr)	670
▲ 2015	Jahlil Okafor (Fr)	657
2016	Grayson Allen (So)	779
2017	Luke Kennard (So)	722
2018	Marvin Bagley III (Fr)	694

POINTS PER GAME

1929	Joe Croson (So)	8.7
1930	Joe Croson (Jr)	9.5
1931	Joe Croson (Sr)	9.3
1932	James Thompson (So)	7.2
1933	James Thompson (Jr)	9.5
1934	James Thompson (Sr)	9.6
1935	Charles Kunkle (Jr)	4.8
1936	Kenneth Podger (Jr)	6.5
1937	Kenneth Podger (Sr)	8.5
1938	Edwin Swindell (Jr)	8.6
1939	Edwin Swindell (Sr)	8.6
1940	Bill Mock (Jr)	7.1
1941	Charles Holley (Sr)	9.2
1942	Cedric Loftis (Jr)	8.3
1943	Gordon Carver (So)	11.9
1944	Gordon Carver (Jr)	13.3
1945	Bill Sapp	11.6
1946	Ed Koffenberger (Jr)	11.7
1947	Ed Koffenberger (Sr)	15.4
1948	Corren Youmans (So)	12.1
1949	Corren Youmans (Jr)	11.5
1950	Corren Youmans (Sr)	11.8
1951	Dick Groat (Jr)	25.2
1952	Dick Groat (Sr)	26.0
1953	Bernie Janicki (Jr)	16.8
1954	Bernie Janicki (Sr)	13.5
1955	Ronnie Mayer (Jr)	21.7
1956	Ronnie Mayer (Sr)	22.1
1957	Jim Newcome (Jr)	14.5
1958	Jim Newcome (Sr)	13.2
1959	Carroll Youngkin (So)	15.9
1960	Howard Hurt (Jr)	13.4
	Carroll Youngkin (Jr)	13.4
1961	Art Heyman (So)	25.2
1962	Art Heyman (Jr)	25.3
▲ 1963	Art Heyman (Sr)	24.9
1964	Jeff Mullins (Sr)	24.2
1965	Bob Verga (So)	21.4
1966	Jack Marin (Sr)	18.9
▲ 1967	Bob Verga (Sr)	26.1
1968	Mike Lewis (Sr)	21.7
1969	Randy Denton (So)	17.4
1970	Randy Denton (Jr)	21.5
1971	Randy Denton (Sr)	20.4
1972	Richie O'Conner (Jr)	15.4
1973	Chris Redding (Jr)	16.9
1974	Bob Fleischer (Jr)	15.7
1975	Bob Fleischer (Sr)	17.2
1976	Tate Armstrong (Jr)	24.2
1977	Tate Armstrong (Sr)	22.7
1978	Jim Spanarkel (Jr)	20.8
1979	Mike Gminski (Jr)	18.8
1980	Mike Gminski (Sr)	21.3
▲ 1981	Gene Banks (Sr)	18.5
▲ 1982	Vince Taylor (Sr)	20.3
1983	Johnny Dawkins (Fr)	18.1
1984	Johnny Dawkins (So)	19.4
1985	Johnny Dawkins (Jr)	18.8
1986	Johnny Dawkins (Sr)	20.2
1987	Danny Ferry (So)	14.0
▲ 1988	Danny Ferry (Jr)	19.1
▲ 1989	Danny Ferry (Sr)	22.6
1990	Phil Henderson (Sr)	18.5
1991	Christian Laettner (Jr)	19.8
1992	Christian Laettner (Sr)	21.5
1993	Grant Hill (Sr)	18.0
1994	Grant Hill (Jr)	17.4
1995	Cherokee Parks (Sr)	19.0
1996	Jeff Capel (Jr)	16.6
1997	Trajan Langdon (So)	14.3
1998	Roshown McLeod (Sr)	15.3

1999	Elton Brand (So)	17.7
2000	Shane Battier (Jr)	17.4
▲ 2001	Jason Williams (So)	21.6
▲ 2002	Jason Williams (Jr)	21.3
2003	Dahntay Jones (Sr)	17.7
2004	J.J. Redick (So)	15.9
▲ 2005	J.J. Redick (Jr)	21.8
▲ 2006	J.J. Redick (Sr)	26.8
2007	Demarcus Nelson (Jr)	14.1
2008	Demarcus Nelson (Sr)	14.5
2009	Gerald Henderson (Jr)	16.5
	Kyle Singler (So)	16.5
2010	Jon Scheyer (Sr)	18.2
▲ 2011	Nolan Smith (Sr)	20.6
2012	Austin Rivers (Fr)	15.5
2013	Seth Curry (Sr)	17.5
2014	Jabari Parker (Fr)	19.1
2015	Jahlil Okafor (Fr)	17.3
2016	Grayson Allen (So)	21.6
2017	Luke Kennard (So)	19.5
2018	Marvin Bagley III (Fr)	21.0

FIELD GOALS MADE

1943	Gordon Carver (So)	147
1944	William Wright (So)	129
1946	Ed Koffenberger (Jr)	118
1947	Ed Koffenberger (Sr)	162
1948	Corren Youmans (So)	132
1949	Corren Youmans (Jr)	98
1950	Corren Youmans (Sr)	146
1951	Dick Groat (Jr)	285
1952	Dick Groat (Sr)	288
1953	Bernie Janicki (Jr)	155
1954	Bernie Janicki (Sr)	140
1955	Ronnie Mayer (Jr)	217
1956	Ronnie Mayer (Sr)	195
1957	Jim Newcome (Jr)	148
1958	Bob Vernon (Sr)	130
1959	Carroll Youngkin (So)	136
1960	Howard Hurt (Jr)	146
1961	Art Heyman (So)	229
1962	Art Heyman (Jr)	219
1963	Art Heyman (Sr)	265
1964	Jeff Mullins (Sr)	300
1965	Bob Verga (So)	229
1966	Jack Marin (Sr)	221
1967	Bob Verga (Sr)	283
1968	Mike Lewis (Sr)	230
1969	Randy Denton (So)	212
1970	Randy Denton (Jr)	237
1971	Randy Denton (Sr)	244
1972	Chris Redding (So)	124
1973	Gary Melchionni (Sr)	165
1974	Bob Fleischer (Jr)	163
1975	Bob Fleischer (Sr)	178
1976	Tate Armstrong (Jr)	265
1977	Mike Gminski (Fr)	175
1978	Mike Gminski (So)	246
1979	Mike Gminski (Jr)	218
1980	Mike Gminski (Sr)	262
1981	Gene Banks (Sr)	202
1982	Vince Taylor (Sr)	217
1983	Johnny Dawkins (Fr)	207
1984	Johnny Dawkins (So)	263
1985	Johnny Dawkins (Jr)	225
1986	Johnny Dawkins (Sr)	331
1987	Danny Ferry (So)	172
1988	Danny Ferry (Jr)	247
1989	Danny Ferry (Sr)	300
1990	Phil Henderson (Sr)	251
1991	Christian Laettner (Jr)	271
1992	Christian Laettner (Sr)	254
1993	Grant Hill (Jr)	185
1994	Grant Hill (Sr)	218
1995	Cherokee Parks (Sr)	222
1996	Jeff Capel (Jr)	185
1997	Jeff Capel (Sr)	142
	Roshown McLeod (Jr)	142
1998	Roshown McLeod (Sr)	196
1999	Elton Brand (So)	255
2000	Chris Carrawell (Sr)	205
2001	Jason Williams (So)	285
2002	Jason Williams (Jr)	249

2003	Dahntay Jones (Sr)	198
2004	Luol Deng (Fr)	210
2005	J.J. Redick (Jr)	202
2006	J.J. Redick (Sr)	302
2007	Demarcus Nelson (Jr)	174
2008	Demarcus Nelson (Sr)	172
2009	Gerald Henderson (Jr)	213
2010	Nolan Smith (Jr)	239
2011	Nolan Smith (Sr)	260
2012	Austin Rivers (Fr)	174
2013	Mason Plumlee (Sr)	221
2014	Jabari Parker (Fr)	236
2015	Jahlil Okafor (Fr)	279
2016	Grayson Allen (So)	239
2017	Luke Kennard (So)	237
2018	Marvin Bagley III (Fr)	270

FIELD GOAL ATTEMPTS

1949	Corren Youmans (Jr)	329
1950	Corren Youmans (Sr)	449
1951	Dick Groat (Jr)	713
1952	Dick Groat (Sr)	700
1953	Bernie Janicki (Jr)	411
1954	Bernie Janicki (Sr)	385
1955	Ronnie Mayer (Jr)	509
1956	Ronnie Mayer (Sr)	452
1957	Jim Newcome (Jr)	360
1958	Jim Newcome (Sr)	321
1959	Howard Hurt (So)	379
1960	Howard Hurt (Jr)	355
1961	Art Heyman (So)	448
1962	Art Heyman (Jr)	506
1963	Art Heyman (Sr)	586
1964	Jeff Mullins (Sr)	613
1965	Bob Verga (So)	431
1966	Jack Marin (Sr)	451
1967	Bob Verga (Sr)	614
1968	Mike Lewis (Sr)	418
1969	Randy Denton (So)	425
1970	Randy Denton (Jr)	437
1971	Randy Denton (Sr)	433
1972	Chris Redding (So)	265
1973	Gary Melchionni (Sr)	366
1974	Bob Fleischer (Jr)	312
1975	Pete Kramer (Sr)	312
1976	Tate Armstrong (Jr)	507
1977	Mike Gminski (Fr)	340
1978	Jim Spanarkel (Jr)	460
1979	Mike Gminski (Jr)	420
1980	Mike Gminski (Sr)	487
1981	Gene Banks (Sr)	350
1982	Vince Taylor (Sr)	419
1983	Johnny Dawkins (Fr)	414
1984	Johnny Dawkins (So)	547
1985	Johnny Dawkins (Jr)	455
1986	Johnny Dawkins (Sr)	603
1987	Danny Ferry (So)	383
1988	Danny Ferry (Jr)	519
1989	Danny Ferry (Sr)	575
1990	Phil Henderson (Sr)	531
1991	Christian Laettner (Jr)	471
1992	Christian Laettner (Sr)	442
1993	Thomas Hill (Sr)	384
1994	Grant Hill (Sr)	472
1995	Cherokee Parks (Sr)	443
1996	Jeff Capel (Jr)	492
1997	Jeff Capel (Sr)	309
1998	Roshown McLeod	397
1999	William Avery (So)	416
2000	Jason Williams (Fr)	427
2001	Jason Williams (So)	603
2002	Jason Williams (Jr)	545
2003	Dahntay Jones (Sr)	198
2004	Luol Deng (Fr)	442
2005	J.J. Redick (Jr)	443
2006	J.J. Redick (Sr)	695
2007	Demarcus Nelson (Jr)	364
2008	Demarcus Nelson (Sr)	351
2009	Gerald Henderson (Jr)	450
2010	Kyle Singler (Sr)	550
2011	Nolan Smith (Sr)	568
2012	Austin Rivers (Fr)	402
2013	Seth Curry (Sr)	424
2014	Jabari Parker (Fr)	499

2018-19 DUKE MEN'S BASKETBALL

MEDIA GUIDE

2015	Quinn Cook (Sr)	439
2016	Grayson Allen (So)	513
2017	Luke Kennard (So)	485
2018	Marvin Bagley III (Fr)	440

FIELD GOAL PCT.

1949	Ben Collins (Sr)	.327
1950	Dick Groat (So)	.426
1951	Dick Groat (Jr)	.400
1952	Dick Groat (Sr)	.411
1953	Rudy Lacy (Jr)	.528
1954	Rudy Lacy (Sr)	.433
1955	Junior Morgan (Jr)	.440
1956	Ronnie Mayer (Sr)	.431
1957	Hayes Clement (Jr)	.414
1958	Paul Schmidt (Sr)	.523
▲ 1959	Carroll Youngkin (So)	.512
▲ 1960	Carroll Youngkin (Jr)	.533
▲ 1961	Carroll Youngkin (Sr)	.577
1962	Jeff Mullins (So)	.514
▲ 1963	Jay Buckley (Jr)	.600
1964	Jay Buckley (Sr)	.590
▲ 1965	Jack Marin (Jr)	.546
1966	Mike Lewis (So)	.595
1967	Mike Lewis (Jr)	.532
1968	Mike Lewis (Sr)	.550
1969	Fred Lind (Sr)	.546
▲ 1970	Larry Saunders (Jr)	.636
1971	Randy Denton (Sr)	.564
1972	Alan Shaw (Jr)	.601
1973	Chris Redding (Jr)	.534
1974	Bob Fleischer (Jr)	.522
▲ 1975	Bob Fleischer (Sr)	.620
1976	Jim Spanarkel (Fr)	.548
1977	Jim Spanarkel (So)	.555
1978	Kenny Dennard (Fr)	.551
1979	Mike Gminski (Jr)	.519
1980	Kenny Dennard (Jr)	.550
1981	Gene Banks (Sr)	.577
1982	Chip Engelland (Jr)	.530
1983	Jay Bilas (Fr)	.553
1984	Mark Alarie (So)	.575
1985	Jay Bilas (Jr)	.599
1986	Jay Bilas (Sr)	.594
1987	John Smith (So)	.576
1988	Robert Brickley (So)	.538
1989	Christian Laettner (Fr)	.723
1990	Alaa Abdelnaby (Sr)	.620
▲ 1991	Christian Laettner (Jr)	.575
1992	Grant Hill (So)	.611
▲ 1993	Cherokee Parks (So)	.652
1994	Antonio Lang (Sr)	.588
1995	Erik Meek (Sr)	.621
1996	Greg Newton (Jr)	.568
1997	Chris Carrawell (Fr)	.576
1998	Elton Brand (Fr)	.592
▲ 1999	Elton Brand (So)	.620
2000	Carlos Boozer (Fr)	.614
▲ 2001	Carlos Boozer (So)	.604
▲ 2002	Carlos Boozer (Jr)	.665
2003	Shelden Williams (Fr)	.516
2004	Shavlik Randolph (So)	.591
2005	Shelden Williams (Jr)	.582
2006	Josh McRoberts (Fr)	.605
2007	Josh McRoberts (So)	.502
2008	DeMarcus Nelson (Sr)	.490
2009	Gerald Henderson (Jr)	.450
2010	Brian Zoubek (Sr)	.638
2011	Mason Plumlee (So)	.593
2012	Miles Plumlee (Sr)	.610
2013	Mason Plumlee (Sr)	.599
2014	Amile Jefferson (So)	.644
▲ 2015	Jahlil Okafor (Fr)	.664
2016	Marshall Plumlee (Gr)	.688
2017	Amile Jefferson (Gr)	.613
2018	Marvin Bagley III (Fr)	.614

3-POINT FIELD GOALS MADE

1983	Chip Engelland (Sr)	41
1987	Tommy Amaker (Sr)	44
1988	Kevin Strickland (Sr)	55
1989	Danny Ferry (Sr)	45
1990	Phil Henderson (Sr)	79
1991	Bobby Hurley (So)	76
1992	Bobby Hurley (Jr)	59

1993	Bobby Hurley (Sr)	88
1994	Chris Collins (So)	76
1995	Jeff Capel (So)	63
1996	Chris Collins (Sr)	79
1997	Trajan Langdon (So)	86
1998	Trajan Langdon (Jr)	85
1999	Trajan Langdon (Sr)	112
2000	Shane Battier (Jr)	79
2001	Jason Williams (So)	132
2002	Jason Williams (Jr)	108
2003	J.J. Redick (Fr)	95
2004	J.J. Redick (So)	102
2005	J.J. Redick (Jr)	121
2006	J.J. Redick (Sr)	139
2007	Greg Paulus (So)	68
2008	Greg Paulus (Jr)	83
2009	Jon Scheyer (Jr)	79
2010	Jon Scheyer (Sr)	110
2011	Seth Curry (So)	64
	Andre Dawkins (So)	64
2012	Andre Dawkins (Jr)	67
2013	Seth Curry (Sr)	95
2014	Rodney Hood (So)	71
▲ 2015	Quinn Cook (Sr)	102
2016	Grayson Allen (So)	90
2017	Luke Kennard (So)	88
2018	Grayson Allen (Sr)	102

3-POINT FIELD GOAL ATTEMPTS

1983	Chip Engelland (Sr)	74
1987	Tommy Amaker (Sr)	103
1988	Kevin Strickland (Sr)	149
1989	Quin Snyder (Sr)	119
1990	Phil Henderson (Sr)	191
1991	Bobby Hurley (So)	188
1992	Bobby Hurley (Jr)	140
1993	Bobby Hurley (Sr)	209
1994	Chris Collins (So)	202
1995	Trajan Langdon (Fr)	138
1996	Jeff Capel (Jr)	221
1997	Trajan Langdon (So)	195
1998	Trajan Langdon (Jr)	215
1999	Trajan Langdon (Sr)	254
2000	Jason Williams (Fr)	206
2001	Jason Williams (So)	309
2002	Jason Williams (Jr)	282
2003	J.J. Redick (Fr)	238
2004	J.J. Redick (So)	258
2005	J.J. Redick (Jr)	300
2006	J.J. Redick (Sr)	330
2007	Jon Scheyer (Fr)	167
2008	Greg Paulus (Jr)	196
2009	Jon Scheyer (Jr)	205
2010	Jon Scheyer (Sr)	287
2011	Kyle Singler (Sr)	193
2012	Andre Dawkins (Jr)	171
2013	Seth Curry (Sr)	217
2014	Quinn Cook (Jr)	175
2015	Quinn Cook (Sr)	258
2016	Grayson Allen (So)	216
2017	Grayson Allen (Jr)	222
2018	Grayson Allen (Sr)	276

3-POINT FIELD GOAL PCT.

1983	Chip Engelland (Sr)	.554
1987	Tommy Amaker (Sr)	.427
1988	Quin Snyder (Jr)	.446
1989	Danny Ferry (Sr)	.425
1990	Phil Henderson (Sr)	.414
1991	Bobby Hurley (So)	.404
▲ 1992	Christian Laettner (Sr)	.557
1993	Chris Collins (Fr)	.435
1994	Grant Hill (Sr)	.390
1995	Jeff Capel (So)	.460
1996	Chris Collins (Sr)	.441
1997	Trajan Langdon (So)	.441
1998	Mike Chappell (So)	.434
▲ 1999	Trajan Langdon (Sr)	.441
▲ 2000	Shane Battier (Jr)	.444
2001	Jason Williams (So)	.427
2002	Daniel Ewing (Fr)	.457
2003	Daniel Ewing (So)	.400
▲ 2004	Daniel Ewing (Jr)	.411
2005	Sean Dockery (Jr)	.429
2006	J.J. Redick (Sr)	.421

2007	Greg Paulus (So)	.450
2008	Greg Paulus (Jr)	.423
2009	Jon Scheyer (Jr)	.385
2010	Kyle Singler (Jr)	.399
2011	Seth Curry (So)	.435
2012	Ryan Kelly (Jr)	.408
2013	Seth Curry (Sr)	.438
2014	Andre Dawkins (Gr)	.421
2015	Justise Winslow (Fr)	.418
2016	Grayson Allen (So)	.417
2017	Luke Kennard (So)	.438
2018	Gary Trent, Jr. (Fr)	.402

FREE THROWS MADE

1943	Gordon Carver (So)	55
1944	Gordon Carver (Jr)	41
1946	Ed Koffenberger (Jr)	81
1947	Ed Koffenberger (Sr)	92
1948	Corren Youmans (So)	65
1949	Ben Collins (Sr)	69
1950	David Scarborough (Sr)	61
1951	Dick Groat (Jr)	261
1952	Dick Groat (Sr)	204
1953	Bill Reigel	131
1954	Ronnie Mayer (So)	121
1955	Ronnie Mayer (Jr)	173
1956	Ronnie Mayer (Sr)	163
1957	Bucky Allen (Jr)	139
1958	Bucky Allen (Sr)	134
1959	Carroll Youngkin (So)	127
1960	Carroll Youngkin (Jr)	113
1961	Art Heyman (So)	171
1962	Art Heyman (Jr)	170
1963	Art Heyman (Sr)	217
1964	Jeff Mullins (Sr)	150
1965	Jack Marin (Jr)	87
1966	Jack Marin (Sr)	116
1967	Bob Verga (Sr)	139
1968	Mike Lewis (Sr)	148
1969	Fred Lind (Sr)	70
1970	Randy Denton (Jr)	86
1971	Randy Denton (Sr)	124
1972	Chris Redding (So)	137
1973	Chris Redding (Jr)	124
1974	Kevin Billerman (Jr)	84
1975	Bob Fleischer (Sr)	91
1976	Tate Armstrong (Jr)	124
1977	Jim Spanarkel (So)	175
1978	Jim Spanarkel (Jr)	220
1979	Mike Gminski (Jr)	129
1980	Mike Gminski (Sr)	180
1981	Vince Taylor (Jr)	104
1982	Vince Taylor (Sr)	115
1983	Mark Alarie (Fr)	104
1984	David Henderson (So)	140
1985	Johnny Dawkins (Jr)	132
1986	Mark Alarie (Sr)	162
1987	John Smith (So)	107
1988	Danny Ferry (Jr)	135
1989	Danny Ferry (Sr)	146
1990	Christian Laettner (So)	225
1991	Christian Laettner (Jr)	211
1992	Christian Laettner (Sr)	189
1993	Bobby Hurley (Sr)	143
1994	Antonio Lang (Sr)	118
1995	Cherokee Parks (Sr)	114
1996	Chris Collins (Sr)	83
1997	Trajan Langdon (So)	113
1998	Roshown McLeod (Sr)	113
1999	Elton Brand (So)	181
2000	Chris Carrawell (Sr)	137
2001	Shane Battier (Sr)	152
2002	Carlos Boozer (Jr)	178
2003	Dahntay Jones (Sr)	140
2004	J.J. Redick (So)	143
2005	J.J. Redick (Jr)	196
2006	J.J. Redick (Sr)	221
2007	Jon Scheyer (Fr)	115
2008	Jon Scheyer (So)	120
2009	Jon Scheyer (Jr)	179
2010	Jon Scheyer (Sr)	194
▲ 2011	Nolan Smith (Sr)	187
2012	Austin Rivers (Fr)	121
2013	Mason Plumlee (Sr)	173
2014	Jabari Parker (Fr)	160

2015	Tyus Jones (Fr)	144
2016	Grayson Allen (So)	211
2017	Luke Kennard (So)	160
2018	Marvin Bagley III (Fr)	131

FREE THROW ATTEMPTS

1948	Ben Collins (Jr)	107
1949	Ben Collins (Sr)	102
1950	Corren Youmans (Sr)	116
1951	Dick Groat (Jr)	331
1952	Dick Groat (Sr)	281
1953	Bill Reigel	213
1954	Ronnie Mayer (So)	153
1955	Ronnie Mayer (Jr)	229
1956	Joe Belmont (Sr)	210
1957	Bucky Allen (Jr)	188
1958	Bucky Allen (Sr)	180
1959	Carroll Youngkin (So)	212
1960	Carroll Youngkin (Jr)	208
1961	Art Heyman (So)	263
1962	Art Heyman (Jr)	276
1963	Art Heyman (Sr)	314
1964	Jeff Mullins (Sr)	183
1965	Jack Marin (Jr)	123
	Steve Vacendak (Jr)	123
1966	Jack Marin (Sr)	148
1967	Bob Verga (Sr)	179
1968	Mike Lewis (Sr)	197
1969	Randy Denton (So)	102
1970	Randy Denton (Jr)	132
1971	Randy Denton (Sr)	166
1972	Chris Redding (So)	173
1973	Chris Redding (Jr)	147
1974	Bob Fleischer (Jr)	107
1975	Bob Fleischer (Sr)	118
1976	Tate Armstrong (Jr)	166
1977	Jim Spanarkel (So)	209
1978	Jim Spanarkel (Jr)	255
1979	Mike Gminski (Jr)	177
1980	Mike Gminski (Sr)	214
1981	Vince Taylor (Jr)	169
1982	Vince Taylor (Sr)	171
1983	Mark Alarie (Fr)	128
1984	David Henderson (So)	193
1985	Johnny Dawkins (Jr)	166
1986	Mark Alarie (Sr)	197
1987	John Smith (So)	134
1988	Robert Brickley (So)	167
1989	Danny Ferry (Sr)	193
1990	Christian Laettner (So)	269
1991	Christian Laettner (Jr)	263
1992	Christian Laettner (Sr)	232
1993	Bobby Hurley (Sr)	178
1994	Grant Hill (Sr)	165
1995	Cherokee Parks (Sr)	147
1996	Greg Newton (Jr)	134
1997	Greg Newton (Sr)	132
1998	Roshown McLeod (Sr)	160
1999	Elton Brand (So)	256
2000	Chris Carrawell (Sr)	176
2001	Jason Williams (So)	211
2002	Carlos Boozer (Jr)	236
2003	Dahntay Jones (Sr)	187
2004	Shelden Williams (So)	200
2005	J.J. Redick (Jr)	209
2006	Shelden Williams (Sr)	270
2007	Jon Scheyer (Fr)	136
2008	DeMarcus Nelson (Sr)	183
2009	Jon Scheyer (Jr)	214
2010	Jon Scheyer (Sr)	221
▲ 2011	Nolan Smith (Sr)	230
2012	Austin Rivers (Fr)	184
2013	Mason Plumlee (Sr)	254
2014	Jabari Parker (Fr)	214
2015	Jahlil Okafor (Fr)	194
2016	Grayson Allen (So)	252
2017	Luke Kennard (So)	187
2018	Marvin Bagley III (Fr)	209

MEDIA GUIDE

2018-19 DUKE MEN'S BASKETBALL

FREE THROW PCT.

1949	Ben Collins (Sr)	.676
1950	Tommy Hughes	.806
1951	Dick Groat (Jr)	.789
1952	Dick Groat (Sr)	.726
1953	Marv Decker (Jr)	.757
1954	Ronnie Mayer (So)	.792
1955	Ronnie Mayer (Jr)	.755
1956	Ronnie Mayer (Sr)	.784
1957	Bobby Joe Harris (Jr)	.787
1958	Bobby Joe Harris (Sr)	.769
1959	Howard Hurt (So)	.760
1960	Howard Hurt (Jr)	.800
1961	John Frye (Sr)	.695
1962	Buzzy Harrison (So)	.750
1963	Jeff Mullins (Jr)	.733
1964	Jeff Mullins (Sr)	.820
1965	Jack Marin (Jr)	.708
1966	Jack Marin (Sr)	.784
1967	Mike Lewis (Jr)	.781
1968	Joe Kennedy (Sr)	.793
1969	Dave Golden (Sr)	.761
1970	Rick Katherman (Jr)	.794
1971	Richie O'Connor (So)	.786
1972	Gary Melchionni (Jr)	.824
▲ 1973	Chris Redding (Jr)	.844
▲ 1974	Kevin Billerman (Jr)	.832
1975	Pete Kramer (Sr)	.823
1976	Mark Crow (Jr)	.802
1977	Jim Spanarkel (So)	.837
▲ 1978	Jim Spanarkel (Jr)	.863
1979	Jim Spanarkel (Sr)	.734
1980	Mike Gminski (Sr)	.841
1981	Tom Emma (So)	.861
▲ 1982	Chip Engelland (Jr)	.875
1983	Mark Alarie (Fr)	.813
1984	Johnny Dawkins (So)	.831
1985	Johnny Dawkins (Jr)	.795
1986	Mark Alarie (Sr)	.822
▲ 1987	Danny Ferry (So)	.844
1988	Danny Ferry (Jr)	.828
1989	Phil Henderson (Jr)	.764
▲ 1990	Christian Laettner (So)	.836
1991	Billy McCaffrey (So)	.832
1992	Christian Laettner (Sr)	.815
1993	Bobby Hurley (Sr)	.803
1994	Cherokee Parks (Jr)	.772
1995	Trajan Langdon (Fr)	.786
1996	Taymon Domzalski (Fr)	.818
▲ 1997	Trajan Langdon (So)	.897
1998	Trajan Langdon (Jr)	.886
1999	Trajan Langdon (Sr)	.842
2000	Shane Battier (Jr)	.817
2001	Nate James (Sr)	.799
2002	Carlos Boozer (Jr)	.754
▲ 2003	J.J. Redick (Fr)	.919
▲ 2004	J.J. Redick (So)	.953
▲ 2005	J.J. Redick (Jr)	.938
2006	J.J. Redick (Sr)	.863
2007	Jon Scheyer (Fr)	.846
2008	Jon Scheyer (So)	.889
2009	Jon Scheyer (Jr)	.836
▲ 2010	Jon Scheyer (Sr)	.878
2011	Kyrie Irving (Fr)	.901
2012	Seth Curry (Jr)	.873
2013	Quinn Cook (So)	.877
2014	Quinn Cook (Jr)	.827
▲ 2015	Quinn Cook (Sr)	.891
2016	Luke Kennard (Fr)	.889
2017	Luke Kennard (So)	.856
2018	Gary Trent, Jr. (FR)	.876

REBOUNDS

1952	Bernie Janicki (So)	476
1953	Bernie Janicki (Jr)	272
1954	Ronnie Mayer (So)	265
1955	Ronnie Mayer (Jr)	348
1956	Junior Morgan (Sr)	256
1957	Jim Newcome (Jr)	273
1958	Jim Newcome (Sr)	237
1959	Carroll Youngkin (So)	277
1960	Carroll Youngkin (Jr)	278
1961	Carroll Youngkin (Sr)	274
1962	Art Heyman (Jr)	269
1963	Art Heyman (Sr)	324
1964	Jay Buckley (Sr)	278
1965	Jack Marin (Jr)	257
▲ 1966	Mike Lewis (So)	329
1967	Mike Lewis (Jr)	320
▲ 1968	Mike Lewis (Sr)	402
1969	Randy Denton (So)	358
1970	Randy Denton (Jr)	324
1971	Randy Denton (Sr)	385
1972	Alan Shaw (Jr)	308
1973	Bob Fleischer (So)	221
1974	Bob Fleischer (Jr)	323
1975	Bob Fleischer (Sr)	273
1976	George Moses (Sr)	262
1977	Mike Gminski (Fr)	289
▲ 1978	Mike Gminski (So)	319
1979	Mike Gminski (Jr)	275
1980	Mike Gminski (Sr)	359
1981	Kenny Dennard (Sr)	206
1982	Vince Taylor (Sr)	133
1983	Mark Alarie (Fr)	181
1984	Mark Alarie (So)	245
1985	Jay Bilas (Jr)	186
1986	Mark Alarie (Sr)	249
1987	Danny Ferry (So)	256
1988	Danny Ferry (Jr)	266
1989	Danny Ferry (Sr)	260
1990	Christian Laettner (So)	364
1991	Christian Laettner (Jr)	340
1992	Christian Laettner (Sr)	275
1993	Cherokee Parks (So)	220
1994	Cherokee Parks (Jr)	284
1995	Cherokee Parks (Sr)	289
1996	Greg Newton (Jr)	255
1997	Greg Newton (Sr)	184
1998	Shane Battier (Fr)	230
1999	Elton Brand (So)	382
2000	Carlos Boozer (Fr)	213
2001	Shane Battier (Sr)	285
2002	Carlos Boozer (Jr)	303
2003	Shelden Williams (Fr)	195
2004	Shelden Williams (So)	314
▲ 2005	Shelden Williams (Jr)	369
▲ 2006	Shelden Williams (Sr)	384
2007	Josh McRoberts (So)	260
2008	Kyle Singler (Fr)	198
2009	Kyle Singler (So)	284
2010	Brian Zoubek (Sr)	309
2011	Mason Plumlee (So)	309
2012	Mason Plumlee (Jr)	312
2013	Mason Plumlee (Sr)	359
▲ 2014	Jabari Parker (Fr)	306
2015	Jahlil Okafor (Fr)	322
2016	Marshall Plumlee (Gr)	308
2017	Amile Jefferson (Gr)	293
2018	Marvin Bagley III (Fr)	366

ASSISTS

1969	Dick DeVenzio (So)	169
1970	Dick DeVenzio (Jr)	104
1971	Dick DeVenzio (Sr)	115
1972	Gary Melchionni (Jr)	58
1973	Gary Melchionni (Sr)	84
1974	Kevin Billerman (Jr)	112
1975	Kevin Billerman (Sr)	99
1976	Tate Armstrong (Jr)	120
1977	Jim Spanarkel (So)	96
1978	Jim Spanarkel (Jr)	126
1979	Jim Spanarkel (Sr)	112
1980	Bob Bender (Sr)	159
1981	Tom Emma (So)	71
1982	Tom Emma (Jr)	85
1983	Johnny Dawkins (Fr)	134
1984	Tommy Amaker (Fr)	163
1985	Tommy Amaker (So)	184
1986	Tommy Amaker (Jr)	241
1987	Danny Ferry (So)	141
1988	Quin Snyder (Jr)	198
1989	Quin Snyder (Sr)	223
1990	Bobby Hurley (Fr)	288
1991	Bobby Hurley (So)	289
▲ 1992	Bobby Hurley (Jr)	237
▲ 1993	Bobby Hurley (Sr)	262
1994	Grant Hill (Sr)	176
1995	Jeff Capel (So)	126
1996	Chris Collins (Sr)	132
1997	Steve Wojciechowski (Jr)	176
1998	Steve Wojciechowski (Sr)	164
1999	William Avery (So)	196
2000	Jason Williams (Fr)	220
2001	Jason Williams (So)	237
2002	Chris Duhon (So)	208
2003	Chris Duhon (Jr)	212
2004	Chris Duhon (Sr)	225
2005	Daniel Ewing (Sr)	132
▲ 2006	Greg Paulus (Fr)	187
2007	Greg Paulus (So)	124
2008	Greg Paulus (Jr)	109
2009	Jon Scheyer (Jr)	102
2010	Jon Scheyer (Sr)	194
2011	Nolan Smith (Sr)	189
2012	Seth Curry (Jr)	83
2013	Quinn Cook (So)	190
2014	Quinn Cook (Jr)	153
2015	Tyus Jones (Fr)	217
2016	Grayson Allen (So)	127
2017	Grayson Allen (Jr)	119
2018	Trevon Duval (Fr)	207

TURNOVERS

1981	Gene Banks (Sr)	79
1982	Tom Emma (Jr)	85
1983	Johnny Dawkins (Fr)	103
1984	Johnny Dawkins (So)	114
1985	Johnny Dawkins (Jr)	90
1986	Johnny Dawkins (Sr)	107
1987	Danny Ferry (So)	112
1988	Danny Ferry (Jr)	100
	Quin Snyder (Jr)	100
1989	Danny Ferry (Sr)	115
1990	Bobby Hurley (Fr)	166
1991	Bobby Hurley (So)	151
1992	Christian Laettner (Sr)	116
1993	Bobby Hurley (Sr)	108
1994	Grant Hill (Sr)	102
1995	Jeff Capel (So)	113
1996	Ricky Price (So)	87
1997	Jeff Capel (Sr)	74
1998	Roshown McLeod (Sr)	68
1999	William Avery (So)	102
2000	Jason Williams (Fr)	139
2001	Jason Williams (So)	154
2002	Jason Williams (Jr)	131
2003	Chris Duhon (Jr)	98
2004	Chris Duhon (Sr)	104
2005	Daniel Ewing (Sr)	98
2006	Greg Paulus (Fr)	118
2007	Greg Paulus (So)	101
2008	DeMarcus Nelson (Sr)	84
2009	Kyle Singler (So)	92
2010	Kyle Singler (Jr)	79
2011	Nolan Smith (Sr)	118

2012	Austin Rivers (Fr)	79
2013	Mason Plumlee (Sr)	103
2014	Jabari Parker (Fr)	81
2015	Jahlil Okafor (Fr)	95
2016	Grayson Allen (So)	72
	Brandon Ingram (Fr)	72
2017	Jayson Tatum (Fr)	76
2018	Trevon Duval (Fr)	102

BLOCKED SHOTS

1976	Willie Hodge (Sr)	38
1977	Mike Gminski (Fr)	90
▲ 1978	Mike Gminski (So)	92
▲ 1979	Mike Gminski (Jr)	66
1980	Mike Gminski (Sr)	97
1981	Kenny Dennard (Sr)	10
1982	Allen Williams (Jr)	11
1983	Mark Alarie (Fr)	21
1984	Mark Alarie (So)	38
1985	Mark Alarie (Jr)	18
1986	Mark Alarie (Sr)	27
1987	Kevin Strickland (Jr)	24
	Marty Nessley (Sr)	24
1988	Danny Ferry (Jr)	24
1989	Robert Brickey (Jr)	30
1990	Alaa Abdelnaby (Sr)	48
1991	Christian Laettner (Jr)	44
1992	Cherokee Parks (Fr)	35
1993	Cherokee Parks (Sr)	64
1994	Cherokee Parks (Jr)	76
1995	Cherokee Parks (Sr)	55
1996	Greg Newton (Jr)	48
1997	Roshown McLeod (Jr)	34
1998	Shane Battier (Fr)	53
1999	Elton Brand (So)	86
2000	Shane Battier (Jr)	70
2001	Shane Battier (Sr)	88
2002	Mike Dunleavy (Jr)	26
2003	Casey Sanders (Sr)	54
▲ 2004	Shelden Williams (So)	111
▲ 2005	Shelden Williams (Jr)	122
▲ 2006	Shelden Williams (Sr)	137
2007	Josh McRoberts (So)	82
2008	Gerald Henderson (So)	31
2009	Kyle Singler (So)	38
2010	Kyle Singler (Jr)	32
2011	Mason Plumlee (So)	62
2012	Mason Plumlee (Jr)	55
2013	Mason Plumlee (Sr)	52
2014	Jabari Parker (Fr)	43
2015	Jahlil Okafor (Fr)	54
2016	Marshall Plumlee (Gr)	59
2017	Amile Jefferson (Gr)	65
2018	Wendell Carter, Jr. (Fr)	76

STEALS

1976	George Moses (Sr)	61
▲ 1977	Jim Spanarkel (So)	73
▲ 1978	Jim Spanarkel (Jr)	93
1979	Jim Spanarkel (Sr)	46
1980	Vince Taylor (So)	53
1981	Kenny Dennard (Sr)	47
1982	Vince Taylor (Sr)	44
1983	David Henderson (Fr)	27
1984	Tommy Amaker (Fr)	64
1985	Tommy Amaker (So)	56
1986	Tommy Amaker (Jr)	81
1987	Tommy Amaker (Sr)	58
1988	Quin Snyder (Jr)	56
1989	Quin Snyder (Sr)	73
1990	Bobby Hurley (Fr)	67
1991	Christian Laettner (Jr)	75
1992	Christian Laettner (Sr)	74
1993	Grant Hill (Jr)	64
1994	Grant Hill (Sr)	64
1995	Jeff Capel (So)	32
1996	Chris Collins (Sr)	37
▲ 1997	Steve Wojciechowski (Jr)	82
1998	Steve Wojciechowski (Sr)	74
1999	Shane Battier (So)	65
2000	Jason Williams (Fr)	81
2001	Shane Battier (Sr)	82
2002	Chris Duhon (So)	82
2003	Chris Duhon (Jr)	62
2004	Chris Duhon (Sr)	80
2005	Daniel Ewing (Sr)	65
2006	Sean Dockery (Sr)	61
2007	DeMarcus Nelson (Jr)	44
2008	DeMarcus Nelson (Sr)	53
2009	Jon Scheyer (Jr)	58
2010	Jon Scheyer (Sr)	65
2011	Seth Curry (So)	52
2012	Seth Curry (Jr)	43
2013	Quinn Cook (So)	51
2014	Quinn Cook (Jr)	47
2015	Tyus Jones (Fr)	59
2016	Grayson Allen (So)	47
2017	Matt Jones (Sr)	63
2018	Grayson Allen (Sr)	64

FORCED 5-SECOND CALLS

1998	Steve Wojciechowski (Sr)	13
1999	William Avery (So)	4
2000	Jason Williams (Fr)	6
2001	Chris Duhon (Fr)	4
2002	Chris Duhon (So)	10
2003	Chris Duhon (Jr)	4
2004	Chris Duhon (Sr)	3
2005	Daniel Ewing (Sr)	2
	Sean Dockery (Jr)	2
	DeMarcus Nelson (Fr)	2
2006	Sean Dockery (Sr)	3
	Greg Paulus (Fr)	3
2007	Greg Paulus (So)	2
	Lance Thomas (Fr)	2
	Jon Scheyer (Fr)	2
2008	Greg Paulus (Jr)	4
2009	Greg Paulus (Sr)	1
	Elliot Williams (Fr)	1
2010	Nolan Smith (Jr)	2
2011	Nolan Smith (Sr)	2
2012	Quinn Cook (Fr)	1
	Austin Rivers (Fr)	1
2013	Quinn Cook (So)	1
2014	Quinn Cook (Jr)	2
2015	Quinn Cook (Sr)	2
2016	None	
2017	Frank Jackson (Fr)	1
2018	None	

PERSONAL FOULS

1969	Randy Denton (So)	88
1970	Larry Saunders (Jr)	71
1971	Randy Denton (Sr)	102
1972	Chris Redding (So)	88
1973	Kevin Billerman (So)	97
1974	Kevin Billerman (Jr)	101
1975	Willie Hodge (Jr)	93
1976	Willie Hodge (Sr)	106
1977	Mark Crow (Sr)	79
1978	Kenny Dennard (Fr)	112
1979	Kenny Dennard (So)	88
1980	Vince Taylor (So)	105
1981	Kenny Dennard (Sr)	99
1982	Vince Taylor (Sr)	84
1983	Jay Bilas (Fr)	102
1984	Dan Meagher (Jr)	118
1985	Jay Bilas (Jr)	96
1986	Danny Ferry (Fr)	119
	Mark Alarie (Sr)	119
1987	Quin Snyder (So)	97
1988	Robert Brickey (So)	103
1989	Quin Snyder (Sr)	112
1990	Christian Laettner (So)	120
1991	Christian Laettner (Jr)	111
1992	Grant Hill (So)	91
1993	Antonio Lang (Jr)	80
1994	Grant Hill (Sr)	85
1995	Erik Meek (Sr)	103
1996	Taymon Domzalski (Fr)	111
1997	Roshown McLeod (Jr)	105
1998	Roshown McLeod (Sr)	102
1999	Corey Maggette (Fr)	99
2000	Carlos Boozer (Fr)	90
2001	Carlos Boozer (So)	91
2002	Carlos Boozer (Jr)	107
2003	Casey Sanders (Sr)	102
	Shelden Williams (Fr)	102
2004	Shelden Williams (So)	120
2005	Daniel Ewing (Sr)	99
2006	Shelden Williams (Sr)	114
2007	Greg Paulus (So)	94
2008	Kyle Singler (Fr)	104
2009	Kyle Singler (So)	99
2010	Brian Zoubek (Sr)	138
2011	Kyle Singler (Sr)	98
2012	Tyler Thornton (So)	95
2013	Tyler Thornton (Jr)	99
2014	Tyler Thornton (Sr)	102
2015	Justise Winslow (Fr)	108
2016	Marshall Plumlee (Gr)	100
2017	Amile Jefferson (Gr)	93
2018	Wendell Carter, Jr. (Fr)	105

CHARGES TAKEN

1984	Dan Meagher (Jr)	22
1985	Dan Meagher (Sr)	25
1986	David Henderson (Sr)	22
1987	Billy King (Jr)	16
1988	Billy King (Sr)	25
1989	Danny Ferry (Sr)	22
1990	Bobby Hurley (Fr)	24
1991	Brian Davis (Jr)	16
1992	Brian Davis (Sr)	9
1993	Bobby Hurley (Sr)	15
1994	Cherokee Parks (Jr)	11
1995	Erik Meek (Sr)	13
1996	Greg Newton (Jr)	16
1997	Carmen Wallace (Sr)	10
	Steve Wojciechowski (Jr)	10
1998	Shane Battier (Fr)	29
1999	Shane Battier (So)	36
2000	Shane Battier (Jr)	20
2001	Shane Battier (Sr)	26
2002	Mike Dunleavy (Jr)	18
2003	Dahntay Jones (Sr)	16
2004	Shavlik Randolph (So)	15
2005	Shavlik Randolph (Jr)	22
2006	J.J. Redick (Sr)	12
2007	Greg Paulus (So)	10
2008	Kyle Singler (Fr)	19
2009	Gerald Henderson (Jr)	20
2010	Lance Thomas (Sr)	16
	Brian Zoubek (Sr)	16
2011	Ryan Kelly (So)	19
2012	Ryan Kelly (Jr)	14
2013	Josh Hairston (Jr)	20
2014	Tyler Thornton (Sr.)	10
2015	Tyus Jones (Fr)	11
2016	Chase Jeter (Fr)	8
2017	Grayson Allen (Jr)	9
	Matt Jones (Sr)	9
2018	Grayson Allen (Sr)	9

DUNKS

1981	Gene Banks (Sr)	18
1982	Allen Williams (Sr)	7
1983	Mark Alarie (Fr)	9
1984	Mark Alarie (So)	48
1985	Johnny Dawkins (Jr)	15
1986	Johnny Dawkins (Sr)	29
	Mark Alarie (Sr)	29
1987	Robert Brickey (Fr)	17
1988	Robert Brickey (So)	34
1989	Robert Brickey (Jr)	56
1990	Robert Brickey (Sr)	40
	Alaa Abdelnaby (Sr)	40
1991	Grant Hill (Fr)	33
1992	Grant Hill (So)	48
1993	Grant Hill (Jr)	32
1994	Cherokee Parks (Jr)	33
1995	Cherokee Parks (Sr)	30
1996	Greg Newton (Jr)	23
1997	Chris Carrawell (Fr)	24
1998	Chris Carrawell (So)	22
1999	Elton Brand (So)	50
2000	Carlos Boozer (Fr)	40
2001	Carlos Boozer (So)	35
2002	Carlos Boozer (Jr)	41
2003	Dahntay Jones (Sr)	35
2004	Shelden Williams (So)	36
2005	Shelden Williams (Jr)	30
2006	Shelden Williams (Sr)	58
2007	Josh McRoberts (So)	42
2008	Gerald Henderson (So)	45
2009	Gerald Henderson (Jr)	42
2010	Miles Plumlee (So)	32
2011	Mason Plumlee (So)	46
2012	Mason Plumlee (Jr)	60
2013	Mason Plumlee (Sr)	87
2014	Jabari Parker (Fr)	61
2015	Jahlil Okafor (Fr)	64
2016	Marshall Plumlee (Gr)	60
2017	Jayson Tatum (Fr)	18
2018	Marvin Bagley III (Fr)	98

Coaching Records

MOST VICTORIES

Coach	Years	W-L
Mike Krzyzewski	38	1,027-279
Eddie Cameron	14	226-99
Vic Bubas	10	213-67
Harold Bradley	9	165-78
Gerry Gerard	8	131-78
Bill Foster	6	113-64
Bucky Waters	4	63-45
J.S. Burbage	2	34-13
Chick Doak	2	30-9
W.W. "Cap" Card	7	30-17

HIGHEST WINNING PERCENTAGE

Coach	Years	W-L	Pct.
Mike Krzyzewski	38	1,027-279	.786
Chick Doak	2	30-9	.769
Vic Bubas	10	213-67	.761
Jesse S. Burbage	2	34-13	.723
Walter J. Rothensies	1	10-4	.714

MOST SEASONS AT DUKE

Coach	Years
Mike Krzyzewski	38
Eddie Cameron	14
Vic Bubas	10
Harold Bradley	9
Gerry Gerard	8

MOST GAMES COACHED AT DUKE

Coach	Years	Games
Mike Krzyzewski	38	1,306
Eddie Cameron	14	325
Vic Bubas	10	280
Harold Bradley	9	245
Gerry Gerard	8	209

NCAA TOURNAMENT VICTORIES

Coach	No.
Mike Krzyzewski	94-28
Vic Bubas	11-4
Bill Foster	6-3
Harold Bradley	0-1

Note: Mike Krzyzewski's NCAA Tournament victory total is the most in college basketball history

NCAA TOURNAMENT APPEARANCES

Coach	No.
Mike Krzyzewski	34
Vic Bubas	4
Bill Foster	3
Harold Bradley	1

ACC TOURNAMENT VICTORIES

Coach	W-L
Mike Krzyzewski	62-22
Vic Bubas	22-6
Bill Foster	8-4
Harold Bradley	6-6
Bucky Waters	1-4

NATIONAL COACH OF THE YEAR

Coach	Year
Bill Foster	⁵ 1978
Mike Krzyzewski	^{1,2,7} 1986
Mike Krzyzewski	⁴ 1989
Mike Krzyzewski	⁵ 1991
Mike Krzyzewski	^{4,6} 1992
Mike Krzyzewski	¹ 1997
Mike Krzyzewski	^{4,5} 1999
Mike Krzyzewski	² 2000
Mike Krzyzewski	⁸ 2001
Mike Krzyzewski	³ 2004

Coach of the Year honors selected by Basketball Times⁵, CBS/Chevrolet⁴, Claire Bee¹, Naimsmith⁴, NABC⁵, The Sporting News⁶, UPI⁷, Victor Awards⁸

ACC COACH OF THE YEAR

Coach	Year
Harold Bradley	1959
Vic Bubas	1963
Vic Bubas	1964
Vic Bubas	1966
Bill Foster	1978
Mike Krzyzewski	1984
Mike Krzyzewski	1986
Mike Krzyzewski	1997
Mike Krzyzewski	1999
Mike Krzyzewski	2000

ALL-TIME ASSISTANT COACHES

Coach	Years
Tommy Amaker	1989-97
Tony Barone	1973-74
Bob Bender	1984-89
Jay Bilas	1990-92
Mike Brey	1988-95
Hubie Brown	1969-72
Bud Burger	1946-47
Chris Carrawell	2018-present
Tom Carmody	1966-68
Jeff Capel	2012-18
Terry Chili	1979-80
Whitt Cobb	1958-59
Chris Collins	2001-13
Tom Connelly	1942
Chuck Daly	1964-69
Johnny Dawkins	1998-08
Mike Dement	1983
Tony Drago	1954-57
Bobby Dwyer	1981-83
Scott Easton	1988
Pete Gaudet	1984-95
Gerry Gerard	1942
Lou Goetz	1975-78
David Henderson	1998-2000
Horace Hendrickson	1950-51
Nate James	2008-11, 2013-present
Rick Johnson	1981-82
Ray Jones	1977-78
Jim Lewis	1972-76
Neill McGeachy	1973
Tim O'Toole	1996-97
Tom Rogers	1981-87
Jack Schalow	1970-71
Jon Scheyer	2014-present
Fred Shabel	1958-63
Quin Snyder	1996-99
Steve Steinwedel	1979-80
Chuck Swenson	1981-87
Bucky Waters	1960-65
Bob Wenzel	1975-80
Paul Williamson	1948-49
Steve Wojciechowski	2000-14



Mike Krzyzewski is the career victories leader in college basketball history.

DUKE HEAD COACHES

No.	Name	Years	Overall			Conference		
			W	L	Pct.	W	L	Pct.
1.	W.W. "Cap" Card	1906-12	30	17	.638	-	-	-
2.	Joseph E. Brinn	1913	11	8	.579	-	-	-
3.	Noble L. Clay	1914-15	22	19	.537	-	-	-
4.	Bob Doak	1916	9	11	.450	-	-	-
5.	Chick Doak	1917-18	30	9	.769	-	-	-
6.	Henry P. Cole	1919	6	5	.545	-	-	-
7.	Walter J. Rothensies	1920	10	4	.714	-	-	-
8.	Floyd Egan	1921	9	6	.600	-	-	-
9.	James Baldwin	1922	6	12	.333	-	-	-
10.	Jesse S. Burbage	1923-24	34	13	.723	-	-	-
11.	George Buchheit	1925-28	25	36	.410	-	-	-
12.	Eddie Cameron	1929-42	226	99	.695	119	56	.680
13.	Gerry Gerard	1943-50	131	78	.627	66	30	.688
14.	Harold Bradley	1951-59	165	78	.679	94	37	.718
15.	Vic Bubas	1960-69	213	67	.761	106	32	.768
16.	Bucky Waters	1970-73	63	45	.583	27	25	.519
17.	Neill McGeachy	1974	10	16	.385	2	10	.167
18.	Bill Foster	1975-80	113	64	.638	31	43	.419
19.	Mike Krzyzewski	1981-present	1,027	279	.786	412	171	.707
20.	Pete Gaudet*	1995	4	15	.211	2	13	.133

* - Mike Krzyzewski coached the first 12 games (9-3) in 1994-95 before leaving the team after back surgery and exhaustion. Pete Gaudet coached the final 19 games (4-15) as interim head coach. Coaching records reflect this situation.

All-Time Player Career Stats

Years	Name	G	MIN	FG	FGA	PCT	3PT	3PA	PCT	FT	FTA	PCT	OR	TR	AVG	AST	TO	PF	ST	BL	PTS	AVG
87-90	Abdelnaby, Alaa	134	1989	448	748	.599	0	0	.000	241	331	.728	184	494	3.7	47	142	276	50	70	1137	8.5
83-86	Alarie, Mark	133	4042	828	1505	.550	0	2	.000	480	602	.797	0	833	6.3	152	268	387	121	104	2136	16.1
59-61	Albright, Doug	30	0	9	26	.346	0	0	.000	12	23	.522	0	31	1.0	0	0	17	0	0	30	1.0
56-58	Allen, Bucky	36	0	89	209	.426	0	0	.000	149	206	.723	0	91	2.5	0	0	54	0	0	327	9.1
50-51	Allen, Dayton	58	0	136	177	.768	0	0	.000	104	0	.000	0	0	0.0	0	0	118	0	0	376	6.5
40-42	Allen, J. Clyde	50	0	139	0	.000	0	0	.000	73	0	.000	0	0	0.0	0	0	0	0	0	351	7.0
15-18	Allen, Grayson	142	3965	606	1409	.430	291	766	.380	493	591	.834	76	450	3.2	432	240	297	147	14	1996	14.1
64-66	Allen, Phil	27	0	17	37	.459	0	0	.000	11	13	.846	0	19	0.7	0	0	16	0	0	45	1.7
84-87	Amaker, Tommy	138	4666	456	990	.461	44	103	.427	212	268	.791	24	308	2.2	708	336	261	259	11	1168	8.5
82-85	Anderson, Todd	81	676	40	96	.417	0	0	.000	55	77	.714	0	117	1.4	6	33	99	11	8	135	1.7
48	Armour, Bill	11	0	4	0	.000	0	0	.000	1	0	.000	0	0	0.0	0	0	0	0	0	9	0.8
74-77	Armstrong, Tate	83	520	529	1020	.519	0	0	.000	246	306	.804	0	182	2.2	217	35	156	0	0	1304	15.7
37-37	Ashby, H. Nicholson	4	0	1	0	.000	0	0	.000	1	0	.000	0	0	0.0	0	0	0	0	0	3	0.8
91-92	Ast, Christian	31	95	17	30	.567	1	8	.125	9	13	.692	7	24	0.8	2	10	13	1	4	44	1.4
43-46	Ausbon, Doug	27	0	30	0	.000	0	0	.000	7	0	.000	0	0	0.0	0	0	0	0	0	67	2.5
98-99	Avery, William	74	1884	303	655	.463	108	293	.369	163	208	.784	49	206	2.8	283	162	141	91	2	877	11.9
18	Bagley, Marvin III	33	1118	270	440	.614	23	58	.397	131	209	.627	132	366	11.1	50	75	60	27	29	694	21.0
40-44	Bailey, Bill	6	0	12	0	.000	0	0	.000	2	0	.000	0	0	0.0	0	0	0	0	0	26	4.3
44	Balitsaris, George	21	0	13	0	.000	0	0	.000	5	0	.000	0	0	0.0	0	0	0	0	0	31	1.5
78-81	Banks, Gene	124	4285	827	1558	.531	0	0	.000	425	589	.722	0	985	7.9	360	399	337	37	9	2079	16.8
66-68	Barone, Tony	46	0	20	45	.444	0	0	.000	29	44	.659	0	28	0.6	0	0	54	0	0	69	1.5
57-59	Barrett, George	13	0	3	9	.333	0	0	.000	6	9	.667	0	22	1.7	0	0	17	0	0	12	0.9
58-60	Bateman, Larry	36	0	20	67	.299	0	0	.000	10	29	.345	0	82	2.3	0	0	50	0	0	50	1.4
98-01	Battier, Shane	146	4337	651	1303	.500	246	592	.416	436	561	.777	338	887	6.1	239	161	296	266	254	1984	13.6
59-61	Beal, Jay	22	0	15	46	.326	0	0	.000	17	24	.708	0	15	0.7	0	0	7	0	0	47	2.1
44	Beall, Curtis	6	0	0	0	.000	0	0	.000	0	0	.000	0	0	0.0	0	0	0	0	0	0	0.0
94	Beard, Joey	16	64	7	14	.500	0	2	.000	7	10	.700	2	8	0.5	3	10	4	4	0	21	1.3
75-78	Bell, Bruce	42	302	23	62	.371	0	0	.000	12	23	.522	0	26	0.6	37	32	33	0	0	58	1.4
53-56	Belmont, Joe	103	0	471	1259	.374	0	0	.000	396	547	.724	0	420	4.1	0	0	259	0	0	1338	13.0
78-80	Bender, Bob	83	2377	196	380	.516	0	0	.000	122	158	.772	0	116	1.4	332	169	188	0	0	514	6.2
37-39	Bergman, Sparky	58	0	141	0	.000	0	0	.000	62	0	.000	0	0	0.0	0	0	0	0	0	344	5.9
87	Berndt, Andy	6	9	0	2	.000	0	0	.000	0	0	.000	1	3	0.5	0	1	1	0	0	0	0.0
16-18	Besser, Brennan	2	3	0	2	.000	0	2	.000	0	0	.000	0	0	0.0	0	0	1	0	0	0	0.0
83-86	Bilas, Jay	127	2864	365	655	.557	0	0	.000	332	511	.650	0	692	5.4	56	167	379	54	37	1062	8.4
73-75	Billerman, Kevin	78	0	291	659	.442	0	0	.000	211	264	.799	0	174	2.2	270	0	287	0	0	793	10.2
55	Blackburn, Tom	11	0	4	10	.400	0	0	.000	3	10	.300	0	1	0.1	0	0	1	0	0	11	1.0
70	Blackman, Don	25	0	53	111	.477	0	0	.000	50	70	.714	0	131	5.2	8	0	45	0	0	156	6.2
92-95	Blakeney, Kenny	93	1065	105	229	.459	20	59	.339	67	105	.638	42	124	1.3	110	108	96	33	4	297	3.2
44	Bledsoe, Gene	17	0	47	0	.000	0	0	.000	19	0	.000	0	0	0.0	0	0	0	0	0	113	6.6
06	Boateng, Eric	20	50	6	7	.857	0	0	.000	2	2	1.000	4	12	0.6	1	5	11	1	0	14	0.7
17-18	Bolden, Marques	53	530	64	113	.566	0	0	.000	21	35	.600	52	130	2.5	19	27	72	11	35	149	2.8
00-02	Boozar, Carlos	101	2620	554	878	.631	0	2	.000	398	537	.741	260	724	7.2	115	157	288	95	72	1506	14.9
00-04	Borman, Andy	40	78	5	9	.556	3	6	.500	4	7	.571	4	12	0.3	5	8	6	1	0	17	0.4
38-40	Bowman, Jim	11	0	4	0	.000	0	0	.000	2	0	.000	0	0	0.0	0	0	0	0	0	10	0.9
51	Boyce, Rod	8	0	3	9	.333	0	0	.000	1	5	.200	0	0	0.0	0	0	12	0	0	7	0.9
58-59	Boyd, Jack	27	0	42	142	.296	0	0	.000	21	37	.568	0	47	1.7	0	0	59	0	0	105	3.9
06-07	Boykin, Jamal	29	100	10	19	.526	0	0	.000	9	10	.900	11	32	1.1	2	8	21	4	7	29	1.0
98-99	Brand, Elton	60	1634	355	580	.612	0	0	.000	262	390	.672	215	536	8.9	51	101	150	81	113	972	16.2
46	Brand, Joe	6	0	6	0	.000	0	0	.000	2	0	.000	0	0	0.0	0	0	0	0	0	14	2.3
87-90	Brickey, Robert	134	3039	484	884	.548	2	9	.222	329	531	.620	268	649	4.8	146	274	334	115	90	1299	9.7
93	Brown, Kenney	15	31	0	5	.000	0	1	.000	4	9	.444	2	5	0.3	0	1	3	0	0	4	0.3
40-41	Brown, Ray	30	0	22	0	.000	0	0	.000	10	0	.000	0	0	0.0	0	0	0	0	0	54	1.8
44	Bruce, James	1	0	0	0	.000	0	0	.000	0	0	.000	0	0	0.0	0	0	0	0	0	0	0.0
46	Brunner, George	16	0	12	0	.000	0	0	.000	7	0	.000	0	0	0.0	0	0	0	0	0	31	1.9
93-96	Brunson, Stan	36	208	5	22	.227	0	0	.000	7	12	.583	25	50	1.4	4	13	37	3	0	17	0.5
82-85	Bryan, Jay	57	244	20	57	.351	0	1	.000	22	50	.440	0	44	0.8	9	19	57	9	0	62	1.1
99	Bryant, D	13	30	3	9	.333	1	3	.333	1	4	.250	0	3	0.2	2	3	4	1	0	8	0.6
56-57	Bryson, Ed	13	0	2	20	.100	0	0	.000	0	0	.000	0	8	0.6	0	0	12	0	0	4	0.3
88-91	Buckley, Clay	86	439	51	85	.600	0	0	.000	46	79	.582	37	88	1.0	12	25	44	13	6	148	1.7
62-64	Buckley, Jay	85	0	352	617	.571	0	0	.000	222	391	.568	0	714	8.4	0	0	241	0	0	926	10.9
18-	Buckmire, Mike	4	5	1	2	.500	0	0	.000	1	1	1.000	0	2	0.5	1	0	1	0	0	3	0.8
00-03	Buckner, Andre	84	260	16	48	.333	5	16	.313	18	35	.514	7	30	0.4	27	23	26	13	1	55	0.7
56	Buhowsky, Tony	15	0	10	39	.256	0	0	.000	7	14	.500	0	33	2.2	0	0	28	0	0	27	1.8
74	Burch, Edgar	23	0	72	180	.400	0	0	.000	13	20	.650	0	33	1.4	27	0	34	0	0	157	6.8
72-74	Burdette, Jeff	57	0	22	84	.262	0	0	.000	15	41	.366	0	35	0.6	66	0	92	0	0	59	1.0
98-99	Burgess, Chris	75	1061	150	266	.564	3	9	.333	64	147	.435	106	268	3.6	49	62	127	44	58	367	4.9
87-89	Burgin, George	38	93	11	19	.579	0	0	.000	6	21	.286	7	17	0.4	4	6	10	4	6	28	0.7
92	Burt, Ron	19	38	3	11	.273	0	0	.000	4	4	1.000	0	2	0.1	8	4	3	1	1	10	0.5
97-99	Caldbeck, Justin	28	70	5	13	.385	0	0	.000	3	8	.375	5	15	0.5	3	5	5	1	1	13	0.5
99-01	Caldbeck, Ryan	33	73	2	15	.133	1	10	.100	3	7	.429	1	13	0.4	2	1	3	1	0	8	0.2
49	Campbell, Ray	1	0	0	0	.000	0	0	.000	0	0	.000	0	0	0.							

MEDIA GUIDE

2018-19 DUKE MEN'S BASKETBALL

Years	Name	G	MIN	FG	FGA	PCT	3PT	3PA	PCT	FT	FTA	PCT	OR	TR	AVG	AST	TO	PF	ST	BL	PTS	AVG
46-50	Cheek, Buck	49	0	51	0	.000	0	0	.000	21	0	.000	0	0	0.0	0	0	1	0	0	123	2.5
37	Cheek, Herbert	19	0	44	0	.000	0	0	.000	26	0	.000	0	0	0.0	0	0	0	0	0	114	6.0
73-76	Chili, Terry	65	0	108	162	.667	0	0	.000	48	106	.453	0	177	2.7	17	0	89	0	0	264	4.1
73-74	Chinault, Neil	12	0	4	9	.444	0	0	.000	2	2	1.000	0	2	0.2	3	0	2	0	0	10	0.8
00-96	Christensen, Matt	97	751	54	116	.466	0	0	.000	54	102	.529	94	189	1.9	16	34	143	20	35	162	1.7
67-69	Claiborne, C.B.	53	0	88	241	.365	0	0	.000	42	61	.689	0	100	1.9	19	0	83	0	0	218	4.1
91-94	Clark, Marty	122	1668	224	465	.482	49	131	.374	150	187	.802	74	181	1.5	134	148	155	68	18	647	5.3
41	Clark, Robert	1	0	0	0	.000	0	0	.000	0	0	.000	0	0	0.0	0	0	0	0	0	0	0.0
56-58	Clement, Hayes	48	0	104	266	.391	0	0	.000	83	125	.664	0	224	4.7	0	0	111	0	0	291	6.1
43	Coleman, Jack	16	0	51	0	.000	0	0	.000	13	0	.000	0	0	0.0	0	0	0	0	0	115	7.2
47-49	Collins, Ben	77	0	259	0	.000	0	0	.000	154	0	.000	0	0	0.0	0	0	0	0	0	672	8.7
93-96	Collins, Chris	120	2874	357	867	.412	209	539	.388	168	236	.712	55	243	2.0	291	175	167	108	3	1091	9.1
87	Colonna, Dave	2	2	0	0	.000	0	0	.000	0	0	.000	0	0	0.0	0	0	1	0	0	0	0.0
39-41	Connelly, Tom	55	0	31	0	.000	0	0	.000	26	0	.000	0	0	0.0	0	0	0	0	0	88	1.6
73-74	Cook, Bob	16	0	9	22	.409	0	0	.000	0	0	.000	0	13	0.8	0	0	8	0	0	18	1.1
88-90	Cook, Joe	48	286	28	67	.418	3	7	.429	23	33	.697	12	36	0.8	35	37	25	19	1	82	1.7
12-15	Cook, Quinn	143	4033	534	1235	.432	236	629	.375	267	313	.853	53	379	2.7	509	202	264	151	9	1571	11.0
46	Cordell, Tom	19	0	21	0	.000	0	0	.000	7	0	.000	0	0	0.0	0	0	0	0	0	49	2.6
80	Corrigan, Jim	9	22	1	1	1.000	0	0	.000	2	2	1.000	0	1	0.1	3	2	3	0	0	4	0.4
46	Corrington, Jim	6	0	0	0	.000	0	0	.000	0	0	.000	0	0	0.0	0	0	0	0	0	0	0.0
39-40	Cowdrick, Tom	3	0	0	0	.000	0	0	.000	1	0	.000	0	0	0.0	0	0	0	0	0	1	0.3
61-63	Cox, Fred	11	0	3	6	.500	0	0	.000	1	2	.500	0	3	0.3	0	0	6	0	0	7	0.6
62-64	Cox, Ray	39	0	13	31	.419	0	0	.000	7	14	.500	0	25	0.6	0	0	20	0	0	33	0.8
49	Crigler, Benner	1	0	0	0	.000	0	0	.000	0	0	.000	0	0	0.0	0	0	0	0	0	0	0.0
74-77	Crow, Mark	87	841	341	675	.505	0	0	.000	138	174	.793	0	346	4.0	116	63	225	0	0	820	9.4
50-52	Crowder, Dick	93	0	258	492	.524	0	0	.000	116	127	.913	0	220	2.4	28	0	264	0	0	632	6.8
84	Crump, Vince	7	12	0	0	.000	0	0	.000	1	3	.333	0	1	0.1	0	1	0	0	0	1	0.1
44	Curry, Pat	3	0	2	0	.000	0	0	.000	0	0	.000	0	0	0.0	0	0	0	0	0	4	1.3
11-13	Curry, Seth	106	3080	439	999	.439	223	531	.420	293	355	.825	60	245	2.3	211	146	196	125	18	1394	13.2
09-10	Czys, Olek	19	112	10	25	.400	1	7	.143	2	6	.333	10	24	1.3	8	11	6	2	1	23	1.2
52-54	D'Emilio, Rudy	80	0	393	1125	.349	0	0	.000	242	363	.667	0	330	4.1	100	0	227	0	0	1028	12.9
06-10	Davidson, Jordan	55	101	4	13	.308	2	5	.400	8	14	.571	3	9	0.2	6	8	9	3	0	18	0.3
04-05	Davidson, Patrick	29	51	0	5	.000	0	2	.000	4	4	1.000	0	5	0.2	1	1	4	1	0	4	0.1
89-92	Davis, Brian	141	2788	326	701	.465	9	44	.205	291	424	.686	175	434	3.1	181	178	258	119	24	952	6.8
10-14	Dawkins, Andre	142	2468	330	763	.433	231	568	.407	123	160	.769	32	226	1.6	66	88	200	61	13	1014	7.1
83-86	Dawkins, Johnny	133	4749	1026	2019	.508	19	54	.352	485	614	.790	0	536	4.0	555	414	270	168	24	2556	19.2
71	Dawson, Jeff	30	0	124	289	.429	0	0	.000	40	50	.800	0	53	1.8	29	0	45	0	0	288	9.6
52-54	Decker, Marv	60	0	112	244	.459	0	0	.000	88	121	.727	0	350	5.8	3	0	125	0	0	312	5.2
51-52	Deimling, Kes	60	0	101	271	.373	0	0	.000	94	129	.729	0	123	2.1	20	0	141	0	0	296	4.9
17-18	DeLaurier, Javin	45	504	54	81	.667	1	9	.111	22	42	.524	62	154	3.4	17	31	95	25	23	131	2.9
04	Deng, Luol	37	1149	210	442	.475	40	111	.360	98	138	.710	82	255	6.9	68	83	82	49	39	558	15.1
78-81	Dennard, Kenny	117	3514	452	881	.513	0	0	.000	153	260	.588	0	671	5.7	232	246	383	47	10	1057	9.0
69-71	Denton, Randy	84	0	693	1295	.535	0	0	.000	272	400	.680	0	1067	12.7	56	0	259	0	0	1658	19.7
69-71	DeVenzio, Dick	81	0	294	634	.464	0	0	.000	105	138	.761	0	170	2.1	388	0	218	0	0	693	8.6
03-06	Dockery, Sean	133	2705	230	514	.447	65	178	.365	121	182	.665	88	281	2.1	234	149	295	194	13	646	4.9
54-55	Doherty, Marty	52	0	113	260	.435	0	0	.000	63	96	.656	0	245	4.7	0	0	145	0	0	289	5.6
96-99	Domzalski, Taymon	100	1301	154	292	.527	0	0	.000	116	158	.734	143	336	3.4	16	82	239	42	64	424	4.2
70-72	Dougherty, Pat	23	0	8	22	.364	0	0	.000	10	22	.455	0	9	0.4	11	0	20	0	0	26	1.1
51	Downing, Bill	7	0	1	8	.125	0	0	.000	1	1	1.000	0	0	0.0	0	0	4	0	0	3	0.4
53-54	Driesell, Charles	45	0	65	157	.414	0	0	.000	51	102	.500	0	107	2.4	0	0	76	0	0	181	4.0
40	Dubois, Lou	3	0	1	0	.000	0	0	.000	1	0	.000	0	0	0.0	0	0	0	0	0	3	1.0
48-49	Duff, Bob	20	0	24	0	.000	0	0	.000	16	0	.000	0	0	0.0	0	0	0	0	0	64	3.2
01-04	Duhon, Chris	144	4813	432	1033	.418	162	505	.321	242	349	.693	109	489	3.4	819	355	268	301	16	1268	8.8
00-02	Dunleavy, Mike	104	2995	499	1050	.475	179	483	.371	194	278	.698	145	601	5.8	225	202	213	166	55	1371	13.2
18	Duval, Trevon	37	1103	148	346	.428	31	107	.290	53	89	.596	20	73	2.0	207	102	89	54	5	380	10.3
81	Dyke, Mack	3	4	1	1	1.000	0	0	.000	0	0	.000	0	0	0.0	0	0	1	0	0	2	0.7
37-38	Edwards, Mouse	38	0	61	0	.000	0	0	.000	33	0	.000	0	0	0.0	0	0	0	0	0	155	4.1
72	Edwards, Zeno	9	0	0	2	.000	0	0	.000	4	4	1.000	0	3	0.3	3	0	2	0	0	4	0.4
80-83	Emma, Tom	110	2818	273	625	.437	24	55	.436	214	254	.843	0	196	1.8	245	159	259	57	7	784	7.1
50-51	Engberg, John	32	0	27	74	.365	0	0	.000	34	36	.944	0	0	0.0	0	0	56	0	0	88	2.8
80-83	Engelland, Chip	113	2472	411	793	.518	41	74	.554	162	191	.848	0	148	1.3	168	118	174	45	5	1025	9.1
87	Essex, Rey	6	8	1	2	.500	0	0	.000	1	4	.250	2	7	1.1	0	0	0	0	0	3	0.5
69-70	Evans, Brad	50	0	133	281	.473	0	0	.000	88	154	.571	0	120	2.4	105	0	86	0	0	354	7.1
02-05	Ewing, Daniel	138	3825	538	1246	.432	217	554	.392	302	405	.746	117	382	2.8	293	258	365	191	24	1595	11.6
49	Farinella, Don	2	0	1	0	.000	0	0	.000	0	0	.000	0	0	0.0	0	0	0	0	0	2	1.0
63-65	Ferguson, Denny	81	0	184	402	.458	0	0	.000	41	56	.732	0	136	1.7	0	0	124	0	0	409	5.0
86-89	Ferry, Danny	143	4308	810	1675	.484	108	278	.388	427	551	.775	236	1003	7.0	506	396	394	169	71	2155	15.1
65	Fitts, Burton	3	0	1	3	.333	0	0	.000	0	0	.000	0	1	0.3	0	0	3	0	0	2	0.7
73-75	Fleischer, Bob	78	0	441	789	.559	0	0	.000	257	333	.772	0	817	10.5	125	0	226	0	0	1139	14.6
50-52	Fleming, Bill	75	0	164	458	.358	0	0	.000	121	192	.630	0	291	3.9	65	0	210	0			

2018-19 DUKE MEN'S BASKETBALL

MEDIA GUIDE

Years	Name	G	MIN	FG	FGA	PCT	3PT	3PA	PCT	FT	FTA	PCT	OR	TR	AVG	AST	TO	PF	ST	BL	PTS	AVG
48-49	Godfrey, George	26	0	17	0	.000	0	0	.000	2	0	.000	0	0	0.0	0	0	0	0	0	36	1.4
76-79	Goetsch, Scott	94	732	79	136	.581	0	0	.000	27	42	.643	0	177	1.9	37	49	107	0	0	185	2.0
67-69	Golden, Dave	80	0	304	677	.449	0	0	.000	144	190	.758	0	150	1.9	56	0	178	0	0	752	9.4
18	Goldwire, Jordan	26	169	9	28	.321	5	19	.263	3	4	.750	3	12	0.5	24	7	19	9	0	26	1.0
75-76	Gomez, Rick	14	0	4	17	.235	0	0	.000	6	7	.857	0	4	0.3	2	0	11	0	0	14	1.0
87	Goodman, Jon	10	20	1	7	.143	0	3	.000	4	5	.800	1	2	0.2	3	7	3	0	0	6	0.6
46-49	Gordon, Dick	101	0	154	0	.000	0	0	.000	124	0	.000	0	0	0.0	0	0	0	0	0	432	4.3
42	Golye	1	0	0	0	.000	0	0	.000	0	0	.000	0	0	0.0	0	0	0	0	0	0	0.0
46-47	Gray, Irving	25	0	12	0	.000	0	0	.000	6	0	.000	0	0	0.0	0	0	0	0	0	30	1.2
76-79	Gray, Steve	88	967	76	169	.450	0	0	.000	71	84	.845	0	64	0.7	119	132	124	0	0	223	2.5
50-52	Groat, Dick	82	0	682	1669	.409	0	0	.000	522	710	.735	0	229	2.8	229	0	290	0	0	1886	23.0
42	Gross, Robert	2	0	1	0	.000	0	0	.000	1	0	.000	0	0	0.0	0	0	0	0	0	3	1.5
46	Hackett	4	0	3	0	.000	0	0	.000	0	0	.000	0	0	0.0	0	0	0	0	0	6	1.5
11-14	Hairston, Josh	121	1139	97	220	.441	0	3	.000	56	87	.644	89	186	1.5	27	52	215	16	14	250	2.1
77	Hall, Cameron	27	418	47	94	.500	0	0	.000	22	39	.564	0	56	2.1	20	30	71	0	0	116	4.3
96	Hall, Jeremy	10	14	1	2	.500	0	0	.000	2	2	1.000	1	1	0.1	1	0	0	0	0	4	0.4
62	Hamilton, Roger	3	0	1	3	.333	0	0	.000	0	0	.000	0	0	0.0	0	0	1	0	0	2	0.7
77-79	Hardy, Rob	28	79	10	21	.476	0	0	.000	2	5	.400	0	12	0.4	5	6	21	0	0	22	0.8
44	Harner, Harry	25	0	63	0	.000	0	0	.000	34	0	.000	0	0	0.0	0	0	0	0	0	160	6.4
78-79	Harrell, John	63	1206	92	185	.497	0	0	.000	47	62	.758	0	53	0.8	98	64	111	0	0	231	3.7
56-58	Harris, Bobby Joe	75	0	288	768	.375	0	0	.000	168	225	.747	0	253	3.4	0	0	200	0	0	744	9.9
62-64	Harrison, Buzzy	83	0	284	589	.482	0	0	.000	107	150	.713	0	267	3.2	0	0	137	0	0	675	8.1
64	Harscher, Frank	15	0	8	21	.381	0	0	.000	7	8	.875	0	5	0.3	0	0	5	0	0	23	1.5
96-99	Heaps, Jay	30	69	2	6	.333	1	2	.500	3	10	.300	2	7	0.2	13	9	14	4	1	8	0.3
40	Heath, John	1	0	0	0	.000	0	0	.000	0	0	.000	0	0	0.0	0	0	0	0	0	0	0.0
83-86	Henderson, David	128	3325	586	1208	.485	9	33	.273	389	554	.702	0	513	4.0	263	327	332	151	10	1570	12.3
07-09	Henderson, Gerald	103	2607	456	995	.458	69	210	.329	281	398	.706	124	435	4.2	182	191	179	101	69	1262	12.3
87-90	Henderson, Phil	115	2886	510	1053	.484	128	320	.400	249	320	.778	130	330	2.9	217	246	225	129	20	1397	12.1
38	Hendrickson, Abe	20	0	9	0	.000	0	0	.000	10	0	.000	0	0	0.0	0	0	0	0	0	28	1.4
63-65	Herbster, Ron	85	0	98	225	.436	0	0	.000	85	123	.691	0	105	1.2	0	0	79	0	0	281	3.3
37	Herrick, Albert	21	0	30	0	.000	0	0	.000	20	0	.000	0	0	0.0	0	0	0	0	0	80	3.8
61-63	Heyman, Art	79	0	713	1580	.451	0	0	.000	558	853	.654	0	865	10.9	0	0	214	0	0	1984	25.1
49	Hibbitts, Harold	18	0	19	0	.000	0	0	.000	9	0	.000	0	0	0.0	0	0	0	0	0	47	2.6
91-94	Hill, Grant	129	3922	745	1400	.532	44	117	.376	390	559	.698	203	769	6.0	461	319	316	218	133	1924	14.9
90-93	Hill, Thomas	141	3462	590	1137	.519	95	246	.386	319	443	.720	174	488	3.5	177	189	264	194	49	1594	11.3
38-40	Hobgood, Lang	18	0	7	0	.000	0	0	.000	5	0	.000	0	0	0.0	0	0	0	0	0	19	1.1
73-76	Hodge, Willie	102	0	463	906	.511	0	0	.000	191	263	.726	0	605	5.9	100	0	287	0	0	1117	11.0
37-38	Hoffman, John	45	0	45	0	.000	0	0	.000	30	0	.000	0	0	0.0	0	0	0	0	0	120	2.7
39-41	Holley, Chuck	69	0	178	0	.000	0	0	.000	75	0	.000	0	0	0.0	0	0	0	0	0	431	6.2
44	Hollingsworth, Wright	11	0	6	0	.000	0	0	.000	0	0	.000	0	0	0.0	0	0	0	0	0	12	1.1
14	Hood, Rodney	35	1150	191	412	.464	71	169	.420	109	135	.807	29	138	3.9	75	54	91	25	9	562	16.1
00-04	Horvath, Nick	133	1193	124	277	.448	30	124	.242	69	111	.622	105	276	2.1	44	66	179	42	45	347	2.6
41-43	Hubbell, David	20	0	6	0	.000	0	0	.000	1	0	.000	0	0	0.0	0	0	0	0	0	13	0.7
48-50	Hughes, Tommy	72	0	179	0	.000	0	0	.000	175	0	.000	0	0	0.0	0	0	58	0	0	533	7.4
90-93	Hurley, Bobby	140	4802	513	1252	.410	264	652	.405	441	568	.776	54	306	2.2	1076	534	320	202	5	1731	12.4
59-61	Hurt, Howard	80	0	420	1070	.393	0	0	.000	255	341	.748	0	575	7.2	0	0	205	0	0	1095	13.7
44	Hyde, Henry	25	0	25	0	.000	0	0	.000	3	0	.000	0	0	0.0	0	0	0	0	0	53	2.1
16	Ingram, Brandon	36	1246	214	484	.442	80	195	.410	116	170	.682	67	244	6.8	71	72	74	40	49	624	17.3
11	Irving, Kyrie	11	303	55	104	.529	18	39	.462	64	71	.901	6	37	3.4	47	27	23	16	6	192	17.5
83	Jackman, Bill	27	286	36	91	.396	5	9	.556	10	10	1.000	0	44	1.6	9	19	31	8	1	87	3.2
68-70	Jackson, Doug	4	0	3	10	.300	0	0	.000	0	0	.000	0	4	1.0	0	0	4	0	0	6	1.5
17	Jackson, Frank	36	896	133	281	.473	51	129	.395	77	102	.755	23	90	2.5	61	49	85	20	2	394	10.9
97-01	James, Nate	135	2813	387	818	.473	111	331	.335	231	315	.733	221	500	3.7	147	199	222	147	27	1116	8.3
62-63	Jamieson, Bob	30	0	19	32	.594	0	0	.000	12	24	.500	0	53	1.8	0	0	48	0	0	50	1.7
52-54	Janicki, Bernie	83	0	480	1283	.374	0	0	.000	287	429	.669	0	923	11.1	42	0	255	0	0	1247	15.0
42-43	Jarvis, Camden	3	0	0	0	.000	0	0	.000	1	1	1.000	0	0	0.0	0	0	0	0	0	1	0.3
13-17	Jefferson, Amile	150	3344	426	687	.620	0	0	.000	277	395	.705	361	944	6.3	142	139	339	88	138	1079	7.2
16-17	Jeter, Chase	48	492	34	64	.531	0	0	.000	35	64	.547	43	104	2.2	10	36	90	10	26	103	2.1
60	Johnson, C.B.	1	0	0	0	.000	0	0	.000	0	0	.000	0	0	0.0	0	0	1	0	0	0	0.0
51-52	Johnson, Dick	58	0	81	238	.340	0	0	.000	34	54	.630	0	38	0.7	58	0	112	0	0	196	3.4
03-06	Johnson, Patrick	53	147	10	12	.833	0	0	.000	6	10	.600	13	35	0.7	6	5	27	1	5	26	0.5
07-10	Johnson, Steve	21	39	2	4	.500	0	0	.000	3	5	.600	1	4	0.2	0	0	2	2	1	7	0.3
02-03	Jones, Dahntay	68	2026	351	724	.485	59	170	.347	214	289	.740	101	326	4.8	69	121	202	66	35	975	14.3
14-17	Jones, Matt	143	3411	318	798	.398	170	459	.370	106	155	.684	118	310	2.2	196	113	267	147	17	912	6.4
15	Jones, Tyus	39	1322	135	324	.417	47	124	.379	144	162	.889	19	137	3.5	217	76	46	59	3	461	11.8
58-59	Joyce, Marty	18	0	6	32	.188	0	0	.000	6	12	.500	0	14	0.8	0	0	13	0	0	18	1.0
55-56	Kalbfus, Jack	38	0	112	260	.431	0	0	.000	67	124	.540	0	116	3.1	0	0	68	0	0	291	7.7
59-62	Kast, Fred	57	0	102	295	.346	0	0	.000	39	60	.650	0	167	2.9	0	0	66	0	0	243	4.3
69-71	Katherman, Rick	82	0	447	965	.463	0	0	.000	111	144	.771	0	362	4.4	65	0	186	0	0	1005	12.3
46	Kaufman	2	0	1	0	.000	0	0	.000	1	0	.000	0	0	0.0	0	0	0	0	0	3	1.5
10-13	Kelly, Ryan	126	2437	314	682	.																

MEDIA GUIDE

2018-19 DUKE MEN'S BASKETBALL

Years	Name	G	MIN	FG	FGA	PCT	3PT	3PA	PCT	FT	FTA	PCT	OR	TR	AVG	AST	TO	PF	ST	BL	PTS	AVG
52-54	Lacy, Rudy	70	0	158	337	.469	0	0	.000	132	194	.680	0	264	3.8	9	0	136	0	0	448	6.4
89-92	Laettner, Christian	148	4049	834	1452	.574	79	163	.485	713	885	.806	374	1149	7.8	273	398	425	243	145	2460	16.6
55-58	Lakata, Bob	68	0	156	397	.393	0	0	.000	119	181	.657	0	394	5.8	0	0	155	0	0	431	6.3
53-55	Lamley, Herky	47	0	91	275	.331	0	0	.000	64	90	.711	0	212	4.5	0	0	76	0	0	246	5.2
43	Landesberg	7	0	2	0	.000	0	0	.000	1	0	.000	0	0	0.0	0	0	0	0	0	5	0.7
91-94	Lang, Antonio	135	3020	367	644	.570	0	3	.000	278	422	.659	273	586	4.3	90	198	305	68	106	1012	7.5
95-99	Langdon, Trajan	136	3922	623	1380	.451	342	802	.426	386	448	.862	106	389	2.9	255	210	282	120	25	1974	14.5
45	Lapp, Bob	1	0	0	0	.000	0	0	.000	0	0	.000	0	0	0.0	0	0	0	0	0	0	0.0
43-44	Larkin, Sidney	10	0	5	0	.000	0	0	.000	0	0	.000	0	0	0.0	0	0	0	0	0	10	1.0
51	Lasseeter, Jack	1	0	0	1	.000	0	0	.000	0	0	.000	0	0	0.0	0	0	0	0	0	0	0.0
50-52	Latimer, Dick	66	0	50	193	.259	0	0	.000	25	49	.510	0	39	0.6	13	0	71	0	0	125	1.9
39	Lauteres	1	0	0	0	.000	0	0	.000	1	0	.000	0	0	0.0	0	0	0	0	0	1	1.0
66-68	Lewis, Mike	84	0	543	974	.557	0	0	.000	331	435	.761	0	1051	12.5	0	0	281	0	0	1417	16.9
65-67	Liccardo, Jim	58	0	49	119	.412	0	0	.000	23	33	.697	0	118	2.0	0	0	27	0	0	121	2.1
67-69	Lind, Fred	52	0	138	270	.511	0	0	.000	81	114	.711	0	281	5.4	13	0	87	0	0	357	6.9
80-81	Linney, Larry	39	298	24	74	.324	0	0	.000	31	43	.721	0	49	1.3	4	20	38	22	3	79	2.0
70-71	Litz, Steve	17	0	13	19	.684	0	0	.000	10	14	.714	0	25	1.5	1	0	13	0	0	36	2.1
42-43	Lofftis, Cedric	49	0	210	0	.000	0	0	.000	73	0	.000	0	0	0.0	0	0	0	0	0	493	10.1
42-47	Lofftis, Garland	67	0	169	0	.000	0	0	.000	52	0	.000	0	0	0.0	0	0	0	0	0	390	5.8
01-05	Love, Reggie	58	404	28	59	.475	0	2	.000	19	36	.528	55	108	1.9	15	19	68	18	13	75	1.3
49	Lynch, Hal	1	0	0	0	.000	0	0	.000	0	0	.000	0	0	0.0	0	0	0	0	0	0	0.0
48	Lyons, Pat	21	0	13	0	.000	0	0	.000	6	0	.000	0	0	0.0	0	0	0	0	0	32	1.5
99	Maggette, Corey	39	691	137	261	.525	29	84	.345	111	155	.716	56	151	3.9	59	80	99	29	15	414	10.6
77	Mainwaring, Rick	8	20	0	1	.000	0	0	.000	3	4	.750	0	3	0.4	1	3	0	0	0	3	0.4
46	Major	4	0	2	0	.000	0	0	.000	1	0	.000	0	0	0.0	0	0	0	0	0	5	1.3
63-64	Mann, Ted	29	0	6	30	.200	0	0	.000	8	15	.533	0	29	1.0	0	0	17	0	0	20	0.7
57	Marcovecchio, Joe	2	0	0	3	.000	0	0	.000	0	2	.000	0	1	0.5	0	0	3	0	0	0	0.0
64-66	Marin, Jack	86	0	513	1027	.500	0	0	.000	253	336	.753	0	695	8.1	0	0	219	0	0	1279	14.9
47-50	Martin, Bill	76	0	85	0	.000	0	0	.000	28	0	.000	0	0	0.0	0	0	9	0	0	198	2.6
53-56	Mayer, Ronnie	105	0	566	1342	.422	0	0	.000	515	673	.765	0	954	9.1	0	0	347	0	0	1647	15.7
65	McBride, Elliott	4	0	2	2	1.000	0	0	.000	3	3	1.000	0	0	0.0	0	0	1	0	0	7	1.8
90-91	McCaffrey, Bill	76	1471	253	538	.470	32	95	.337	153	188	.814	21	95	1.3	105	104	95	59	5	691	9.1
40-42	McCahan, Bill	58	0	85	0	.000	0	0	.000	49	0	.000	0	0	0.0	0	0	0	0	0	219	3.8
05-09	McClure, Dave	124	1736	113	235	.481	6	18	.333	46	86	.535	123	379	3.1	79	76	157	86	57	278	2.2
42-43	McGrane, Arthur	21	0	5	0	.000	0	0	.000	11	0	.000	0	0	0.0	0	0	0	0	0	21	1.0
65-67	McKaig, Stuart	49	0	23	55	.418	0	0	.000	14	29	.483	0	41	0.8	0	0	37	0	0	60	1.2
97-98	McLeod, Roshown	69	1649	338	687	.492	71	179	.397	194	262	.740	135	376	5.4	78	125	207	72	60	941	13.6
81-84	McNeely, Doug	85	1103	88	202	.436	0	0	.000	55	82	.671	0	163	1.9	46	81	166	47	3	231	2.7
06-07	McRoberts, Josh	69	2047	279	517	.540	10	36	.278	174	262	.664	130	449	6.5	167	131	190	80	128	742	10.8
82-85	Meagher, Dan	118	2583	275	596	.461	0	0	.000	206	323	.638	0	476	4.0	137	189	334	74	14	756	6.4
02-03	Means, Andy	17	47	4	9	.444	2	2	1.000	2	4	.500	5	14	0.8	2	3	3	3	0	12	0.7
92-95	Meek, Erik	121	1877	214	358	.598	0	0	.000	185	322	.575	222	520	4.3	49	100	241	55	73	613	5.1
71-73	Melchionni, Gary	77	0	305	685	.445	0	0	.000	193	231	.835	0	207	2.7	184	0	127	0	0	803	10.4
03-06	Melchionni, Lee	117	1649	165	426	.387	111	309	.359	80	121	.661	66	260	2.2	68	67	168	63	14	521	4.5
43-44	Metzler, Robert	18	0	4	0	.000	0	0	.000	2	0	.000	0	0	0.0	0	0	0	0	0	10	0.6
60-62	Mewhort, Buzz	71	0	128	274	.467	0	0	.000	90	141	.638	0	225	3.2	0	0	110	0	0	346	4.9
42-43	Miller, Alex	19	0	9	0	.000	0	0	.000	0	0	.000	0	0	0.0	0	0	0	0	0	18	0.9
57-58	Miller, Don	39	0	45	121	.372	0	0	.000	27	40	.675	0	63	1.6	0	0	36	0	0	117	3.0
37-39	Minor, Stoop	37	0	36	0	.000	0	0	.000	20	0	.000	0	0	0.0	0	0	0	0	0	92	2.5
40-41	Mock, Bill	48	0	125	0	.000	0	0	.000	40	0	.000	0	0	0.0	0	0	0	0	0	290	6.0
93-96	Moore, Tony	56	456	55	90	.611	0	0	.000	32	47	.681	49	106	1.9	24	34	61	11	26	142	2.5
54-56	Morgan, Junior	79	0	249	611	.408	0	0	.000	215	330	.652	0	643	8.1	0	0	260	0	0	713	9.0
59-61	Morgan, Merrill	29	0	30	87	.345	0	0	.000	10	17	.588	0	26	0.9	0	0	31	0	0	70	2.4
59	Morris, Johnny	1	0	0	1	.000	0	0	.000	0	0	.000	0	0	0.0	0	0	2	0	0	0	0.0
76-79	Morrison, Harold	93	929	89	230	.387	0	0	.000	62	94	.660	0	193	2.1	45	66	136	0	0	240	2.6
75-76	Moses, George	35	0	122	226	.540	0	0	.000	35	77	.455	0	316	9.0	90	0	113	61	0	279	8.0
44	Mote, Kelly	2	0	0	0	.000	0	0	.000	0	0	.000	0	0	0.0	0	0	0	0	0	0	0.0
44	Mott	4	0	1	0	.000	0	0	.000	0	0	.000	0	0	0.0	0	0	0	0	0	2	0.5
39-41	Moyer, Bob	16	0	5	0	.000	0	0	.000	2	0	.000	0	0	0.0	0	0	0	0	0	12	0.8
60-62	Mullen, Jack	56	0	107	248	.431	0	0	.000	49	99	.495	0	187	3.3	0	0	88	0	0	263	4.7
62-64	Mullins, Jeff	86	0	770	1495	.515	0	0	.000	344	452	.761	0	776	9.0	0	0	190	0	0	1884	21.9
13	Murphy, Alex	36	227	28	61	.459	6	29	.207	7	16	.438	11	35	1.0	2	12	21	5	3	69	1.9
64	Murray, Terry	1	0	0	1	.000	0	0	.000	0	0	.000	0	2	2.0	0	0	1	0	0	0	0.0
42	Nauman, Robert	2	0	1	0	.000	0	0	.000	0	0	.000	0	0	0.0	0	0	0	0	0	2	1.0
46	Neighborgall	4	0	0	0	.000	0	0	.000	0	0	.000	0	0	0.0	0	0	0	0	0	0	0.0
05-08	Nelson, DeMarcus	124	3254	473	1015	.466	124	332	.373	266	454	.586	177	606	4.9	222	255	265	145	40	1336	10.8
84-87	Nessley, Martin	92	731	86	180	.478	0	0	.000	52	83	.627	35	191	2.1	30	55	144	17	53	224	2.4
56-58	Newcome, Jim	75	0	335	836	.401	0	0	.000	156	256	.609	0	600	8.0	0	0	179	0	0	826	11.0
94-97	Newton, Greg	107	2006	310	545	.569	0	0	.000	192	315	.610	195	550	5.1	48	118	233	68	98	812	7.6
77	Northrop, Geoff	12	44	6	14	.429	0	0	.000	5	7	.714	0	8	0.7	2	6	12	0	0	17	1.4
05	Novick, Tom	2	0	0	0	.000	0	0	.000	0	0	.000	0	0	0.0	0	0					

2018-19 DUKE MEN'S BASKETBALL

MEDIA GUIDE

Years	Name	G	MIN	FG	FGA	PCT	3PT	3PA	PCT	FT	FTA	PCT	OR	TR	AVG	AST	TO	PF	ST	BL	PTS	AVG
92-95	Parks, Cherokee	131	3464	629	1142	.551	34	102	.333	351	465	.755	263	874	6.7	103	206	270	93	230	1643	12.5
38-40	Parsons, Bill	66	0	87	0	.000	0	0	.000	52	0	.000	0	0	0.0	0	0	0	0	0	226	3.4
06-09	Paulus, Greg	139	3752	376	907	.415	210	527	.398	231	298	.775	55	293	2.1	468	303	310	172	5	1193	8.6
49	Pergerm, Ernest	16	0	8	0	.000	0	0	.000	8	0	.000	0	0	0.0	0	0	0	0	0	24	1.5
05-06	Perkins, Ross	11	17	1	3	.333	1	1	1.000	0	0	.000	0	2	0.2	0	1	2	0	0	3	0.3
96	Perry, Baker	5	5	2	2	1.000	1	1	1.000	1	1	1.000	0	1	0.2	0	0	2	0	0	6	1.2
10-11	Peters, Casey	17	25	0	0	.000	0	0	.000	0	0	.000	0	4	0.2	0	1	0	1	0	0	0.0
53	Peters, Tommy	9	0	3	6	.500	0	0	.000	4	6	.667	0	2	0.2	0	0	9	0	0	10	1.1
13-16	Plumlee, Marshall	124	1778	155	233	.665	1	1	1.000	116	209	.555	199	476	3.8	59	68	192	46	101	427	3.4
10-13	Plumlee, Mason	141	3641	525	914	.574	2	10	.200	332	569	.583	328	1085	7.7	213	280	347	113	199	1384	9.8
09-12	Plumlee, Miles	135	2144	262	471	.556	1	1	1.000	125	200	.625	254	654	4.8	44	140	306	64	87	650	4.8
06-09	Pocius, Martynas	81	532	51	129	.395	19	76	.250	21	26	.808	16	45	0.6	32	43	59	19	1	142	1.8
37	Podger, Ken	21	0	75	0	.000	0	0	.000	28	0	.000	0	0	0.0	0	0	0	0	0	178	8.5
48	Poplin, Walt	14	0	31	0	.000	0	0	.000	6	0	.000	0	0	0.0	0	0	0	0	0	68	4.9
68-70	Posen, John	29	0	28	59	.475	0	0	.000	19	26	.731	0	35	1.2	23	0	26	0	0	75	2.6
39-41	Price, Glenn	58	0	170	0	.000	0	0	.000	59	0	.000	0	0	0.0	0	0	0	0	0	399	6.9
95-98	Price, Ricky	112	2509	382	895	.427	90	273	.330	172	252	.683	105	310	2.8	112	174	202	72	18	1026	9.2
61	Raksnis, Charlie	2	0	1	1	1.000	0	0	.000	1	1	1.000	0	1	0.5	0	0	2	0	0	3	1.5
03-05	Randolph, Shavlik	92	1608	205	405	.506	12	42	.286	158	247	.640	174	394	4.3	56	97	257	70	129	580	6.3
42	Rauch, Marshall	2	0	1	0	.000	0	0	.000	0	0	.000	0	0	0.0	0	0	0	0	0	2	1.0
72-74	Redding, Chris	78	0	399	813	.491	0	0	.000	343	425	.807	0	473	6.1	44	0	216	0	0	1141	14.6
03-06	Redick, J.J.	139	4732	825	1906	.433	457	1126	.406	662	726	.912	66	375	2.7	306	296	226	152	9	2769	19.9
65-67	Riedy, Bob	79	0	288	627	.459	0	0	.000	165	233	.708	0	535	6.8	0	0	197	0	0	741	9.4
53	Riegel, Bill	26	0	147	361	.407	0	0	.000	131	213	.615	0	189	2.4	0	0	93	0	0	425	16.3
72	Righter, Ron	25	0	59	128	.461	0	0	.000	44	59	.746	0	78	3.1	5	0	36	0	0	162	6.5
37	Riley, Joe	17	0	17	0	.000	0	0	.000	5	0	.000	0	0	0.0	0	0	0	0	0	39	2.3
12	Rivers, Austin	34	1129	174	402	.433	58	159	.365	121	184	.658	21	115	3.4	71	79	76	33	1	527	15.5
38	Robb, Spencer	18	0	8	0	.000	0	0	.000	2	0	.000	0	0	0.0	0	0	0	0	0	18	1.0
57-59	Robertson, Jerry	68	0	103	285	.361	0	0	.000	64	122	.525	0	255	3.8	0	0	125	0	0	270	4.0
46	Robinson, Jack	20	0	17	0	.000	0	0	.000	3	0	.000	0	0	0.0	0	0	0	0	0	37	1.9
17-18	Robinson, Justin	23	92	8	19	.421	6	17	.353	2	6	.333	0	12	0.5	2	5	7	0	9	24	1.0
46	Roelke, Bob	22	0	14	0	.000	0	0	.000	9	0	.000	0	0	0.0	0	0	0	0	0	37	1.7
55-56	Rosenthal, Dick	23	0	20	50	.400	0	0	.000	9	18	.500	0	23	1.0	0	0	5	0	0	49	2.1
41-47	Rothbaum, Sammy	71	0	123	0	.000	0	0	.000	43	0	.000	0	0	0.0	0	0	0	0	0	289	4.1
62	Salisbury, Steve	2	0	1	2	.500	0	0	.000	0	1	.000	0	0	0.0	0	0	0	0	0	2	1.0
00-03	Sanders, Casey	124	1348	117	221	.529	0	0	.000	102	197	.518	150	316	2.5	27	85	238	29	120	336	2.7
47-49	Sapp, Carl	74	0	94	0	.000	0	0	.000	51	0	.000	0	0	0.0	0	0	0	0	0	239	3.2
70-71	Saunders, Larry	56	0	191	319	.599	0	0	.000	123	176	.699	0	406	7.3	24	0	145	0	0	505	9.0
47-50	Scarborough, Dave	70	0	151	0	.000	0	0	.000	94	0	.000	0	0	0.0	0	0	90	0	0	396	5.7
07-10	Scheyer, Jon	144	4759	586	1442	.406	297	780	.381	608	706	.861	148	522	3.6	440	211	229	208	30	2077	14.4
61-63	Schmidt, Fred	64	0	176	371	.474	0	0	.000	61	73	.836	0	106	1.7	0	0	71	0	0	413	6.5
56-58	Schmidt, Paul	67	0	193	425	.454	0	0	.000	173	273	.634	0	409	6.1	0	0	168	0	0	559	8.3
42-47	Seward, John	100	0	354	0	.000	0	0	.000	188	0	.000	0	0	0.0	0	0	0	0	0	896	9.0
52-54	Shabel, Fred	61	0	79	181	.436	0	0	.000	56	78	.718	0	76	1.2	10	0	115	0	0	214	3.5
71-73	Shaw, Alan	82	0	263	480	.548	0	0	.000	218	300	.727	0	673	8.2	104	0	215	0	0	744	9.1
39-41	Shokes, Eddie	40	0	65	0	.000	0	0	.000	16	0	.000	0	0	0.0	0	0	0	0	0	146	3.7
44	Shy, DeWitt	13	0	11	0	.000	0	0	.000	2	0	.000	0	0	0.0	0	0	0	0	0	24	1.8
49	Simmons, Buck	3	0	1	0	.000	0	0	.000	0	0	.000	0	0	0.0	0	0	0	0	0	2	0.7
00-99	Simpson, J.D.	80	186	11	46	.239	4	25	.160	15	24	.625	6	27	0.3	14	22	13	9	0	41	0.5
08-11	Singler, Kyle	148	4887	814	1879	.433	267	736	.363	497	643	.773	360	1015	6.9	293	316	387	168	107	2392	16.2
95-98	Singleton, Todd	42	100	13	26	.500	0	0	.000	10	17	.588	5	15	0.4	5	5	12	1	4	36	0.9
47-50	Skibstead, Wes	32	0	30	0	.000	0	0	.000	14	0	.000	0	0	0.0	0	0	13	0	0	74	2.3
68-70	Smiley, Glen	8	0	6	13	.462	0	0	.000	2	5	.400	0	6	0.8	1	0	6	0	0	14	1.8
86-89	Smith, John	120	2061	338	619	.546	26	54	.481	243	320	.759	118	358	3.0	54	160	219	67	21	945	7.9
08-11	Smith, Nolan	143	3842	667	1490	.448	166	451	.368	411	514	.800	114	398	2.8	406	291	266	140	19	1911	13.4
86-89	Snyder, Quin	136	3178	292	682	.428	108	303	.356	156	223	.700	44	260	1.9	575	316	341	185	59	848	6.2
76-79	Spanarkel, Jim	114	3298	724	1374	.527	0	0	.000	564	700	.806	0	454	4.0	399	309	305	253	0	2012	17.6
40-42	Spuhler, Raymond	64	0	103	0	.000	0	0	.000	29	0	.000	0	0	0.0	0	0	0	0	0	235	3.7
42-48	Stark, Bill	35	0	33	0	.000	0	0	.000	7	0	.000	0	0	0.0	0	0	0	0	0	73	2.1
43	Stough, Glenn	9	0	17	0	.000	0	0	.000	11	0	.000	0	0	0.0	0	0	0	0	0	45	5.0
51	Strauss, Bob	3	0	1	6	.167	0	0	.000	0	2	.000	0	0	0.0	0	0	4	0	0	2	0.7
85-88	Strickland, Kevin	125	2337	411	827	.497	91	241	.378	182	231	.788	115	374	3.0	119	155	222	84	52	1095	8.8
78-81	Suddath, Jim	113	1076	105	214	.491	0	0	.000	57	81	.704	0	148	1.3	73	81	132	13	2	267	2.4
73-75	Suk, Bill	70	0	73	177	.412	0	0	.000	47	66	.712	0	140	2.0	42	0	142	0	0	193	2.8
13-15	Sulaimon, Rasheed	90	2307	288	695	.414	115	294	.391	211	274	.770	39	244	2.7	184	108	192	73	4	902	10.0
07	Sutton, Nick	1	2	0	0	.000	0	0	.000	0	0	.000	0	0	0.0	0	0	0	0	0	0	0.0
01	Sweet, Andre	7	79	13	27	.481	1	5	.200	2	6	.333	8	18	2.6	4	4	6	6	1	29	4.1
37-39	Swindell, Ed	67	0	207	0	.000	0	0	.000	79	0	.000	0	0	0.0	0	0	0	0	0	493	7.4
17	Tatum, Jayson	29	966	165	365	.452	40	117	.342	118	139	.849	39	213	7.3	62	76	86	39	33	488	16.8
79-82	Taylor, Vince	120	3530	573	1112	.515	0	0	.000	309	479	.645	0	343	2.9	212	264	326	89	9	1455	

MEDIA GUIDE

2018-19 DUKE MEN'S BASKETBALL

Years	Name	G	MIN	FG	FGA	PCT	3PT	3PA	PCT	FT	FTA	PCT	OR	TR	AVG	AST	TO	PF	ST	BL	PTS	AVG
43-44	Turner, Kenny	25	0	14	0	.000	0	0	.000	7	0	.000	0	0	0.0	0	0	0	0	0	35	1.4
62	Ulrich, Bill	21	0	34	86	.395	0	0	.000	10	18	.556	0	31	1.5	0	0	35	0	0	78	3.7
64-66	Vacendak, Steve	84	0	378	877	.431	0	0	.000	197	289	.682	0	358	4.3	0	0	199	0	0	953	11.3
39-41	Valasek, Cy	66	0	136	0	.000	0	0	.000	65	0	.000	0	0	0.0	0	0	0	0	0	337	5.1
67-69	Vandenberg, Steve	76	0	239	443	.540	0	0	.000	160	214	.748	0	458	6.0	13	0	178	0	0	638	8.4
65-67	Verga, Bob	80	0	728	1486	.490	0	0	.000	302	414	.729	0	299	3.7	0	0	195	0	0	1758	22.0
57-58	Vernon, Bob	49	0	222	540	.411	0	0	.000	94	132	.712	0	156	3.2	0	0	61	0	0	538	11.0
16-18	Vrankovic, Antonio	32	181	21	33	.636	0	0	.000	9	15	.600	23	56	1.8	12	14	30	1	7	51	1.6
94-97	Wallace, Carmen	81	927	97	218	.445	29	67	.433	57	78	.731	67	138	1.7	29	46	115	37	27	280	3.5
47-49	Wallingford, Tom	30	0	15	0	.000	0	0	.000	5	0	.000	0	0	0.0	0	0	0	0	0	35	1.2
66	Warren, Dick	5	0	0	3	.000	0	0	.000	1	2	.500	0	3	0.6	0	0	1	0	0	1	0.2
57-59	Watson, Bill	32	0	27	79	.342	0	0	.000	18	29	.621	0	34	1.1	0	0	37	0	0	72	2.3
59	Wayand, Bob	1	0	0	2	.000	0	0	.000	1	2	.500	0	2	2.0	0	0	1	0	0	1	1.0
81	Weingart, Jon	6	10	1	4	.250	0	0	.000	0	0	.000	0	1	0.2	1	0	1	0	0	2	0.3
66-68	Wendelin, Ron	81	0	118	312	.378	0	0	.000	59	98	.602	0	154	1.9	0	0	171	0	0	295	3.6
82-83	Wendt, Greg	44	366	41	102	.402	0	2	.000	21	36	.583	0	71	1.6	14	22	54	13	0	103	2.3
70-72	West, Robby	37	0	62	157	.395	0	0	.000	18	28	.643	0	49	1.3	40	0	43	0	0	142	3.8
41	Wetmore	4	0	3	0	.000	0	0	.000	0	0	.000	0	0	0.0	0	0	0	0	0	6	1.5
17-18	White, Jack	38	220	15	31	.484	3	14	.214	10	12	.833	12	55	1.4	8	11	16	8	8	43	1.1
46	Whiting, Dick	29	0	80	0	.000	0	0	.000	62	0	.000	0	0	0.0	0	0	0	0	0	222	7.7
81	Whitted, Gordon	11	17	0	1	.000	0	0	.000	0	2	.000	0	2	0.2	1	4	2	3	0	0	0.0
46	Williams	3	0	1	0	.000	0	0	.000	1	0	.000	0	0	0.0	0	0	0	0	0	3	1.0
80-82	Williams, Allen	73	833	85	174	.489	0	0	.000	47	75	.627	0	128	1.8	16	52	107	7	16	217	3.0
09	Williams, Elloit	34	563	56	127	.441	9	36	.250	23	46	.500	29	77	2.3	23	29	58	21	1	144	4.2
00-02	Williams, Jason	108	3572	713	1575	.453	313	797	.393	340	507	.671	89	395	3.7	644	424	253	235	14	2079	19.3
03-06	Williams, Shelden	139	3903	687	1202	.572	4	12	.333	550	796	.691	447	1262	9.1	119	321	432	161	422	1928	13.9
83-86	Williams, Weldon	73	369	52	97	.536	0	0	.000	22	37	.595	0	81	1.1	11	28	54	7	4	126	1.7
62-63	Williamson, Scott	18	0	3	13	.231	0	0	.000	5	6	.833	0	15	0.8	0	0	3	0	0	11	0.6
40-41	Winkin, John	2	0	0	0	.000	0	0	.000	0	0	.000	0	0	0.0	0	0	0	0	0	0	0.0
15	Winslow, Justise	39	1135	173	356	.486	46	110	.418	100	156	.641	49	252	6.5	82	71	108	52	34	492	12.6
95-98	Wojciechowski, Steve	128	3263	198	517	.383	141	387	.364	150	205	.732	74	291	2.3	505	202	287	203	0	687	5.4
38	Wood, Bob	2	0	0	0	.000	0	0	.000	1	0	.000	0	0	0.0	0	0	0	0	0	1	0.5
44	Wright, Bill	26	0	129	0	.000	0	0	.000	38	0	.000	0	0	0.0	0	0	0	0	0	296	11.4
70-72	Yarbrough, Stu	51	0	93	175	.531	0	0	.000	91	125	.728	0	116	2.3	21	0	71	0	0	277	5.4
48-51	York, Scotty	98	0	154	328	.470	0	0	.000	103	83	1.241	0	0	0.0	0	0	96	0	0	411	4.2
47-50	Youmans, Corren	99	0	390	0	.000	0	0	.000	193	0	.000	0	0	0.0	0	0	62	0	0	973	9.8
75-76	Young, Kenny	43	0	79	200	.395	0	0	.000	32	48	.667	0	24	0.6	45	0	70	0	0	190	4.4
59-61	Youngkin, Carroll	81	0	413	765	.540	0	0	.000	328	572	.573	0	829	10.2	0	0	232	0	0	1154	14.2
10-14	Zafirovski, Todd	20	41	2	7	.286	0	0	.000	1	4	.250	1	6	0.3	1	1	6	1	2	5	0.3
38	Zavlaris, Pete	11	0	4	0	.000	0	0	.000	1	0	.000	0	0	0.0	0	0	0	0	0	9	0.8
65-66	Zimmer, Bill	9	0	4	16	.250	0	0	.000	8	12	.667	0	6	0.7	0	0	0	0	0	16	1.8
07-10	Zoubek, Brian	133	1670	225	379	.594	0	0	.000	112	184	.609	276	599	4.5	73	130	289	55	86	562	4.2

1,000-Point Scorers

1. J.J. REDICK (6-4 • GUARD • ROANOKE, VA.) 2,769

Year	GP	MP	FG	FGA	Pct.	3FG	3FGA	Pct	FT	FTA	Pct	Reb	Avg	Pts	PPG
02-03	33	1013	149	361	.413	95	238	.399	102	111	.919	81	2.5	495	15.0
03-04	37	1151	172	407	.423	102	258	.395	143	150	.953	115	3.1	589	15.9
04-05	33	1231	202	495	.408	121	300	.403	196	209	.938	108	3.3	721	21.8
05-06	36	1336	302	643	.470	139	330	.421	221	256	.863	71	2.0	964	26.8
Totals	139	4732	825	1906	.433	457	1126	.406	662	726	.912	375	2.7	2769	19.9

2. JOHNNY DAWKINS (6-2 • GUARD • WASHINGTON D.C.) 2,556

Year	GP	MP	FG	FGA	Pct.	3FG	3FGA	Pct	FT	FTA	Pct	Reb	Avg	Pts	PPG
82-83	28	1002	207	414	.500	19	54	.352	73	107	.682	115	4.1	506	18.1
83-84	34	1306	263	547	.481	-	-	-	133	160	.831	138	4.1	659	19.4
84-85	31	1117	225	455	.495	-	-	-	132	166	.795	141	4.5	582	18.8
85-86	40	1324	331	603	.549	-	-	-	147	181	.812	142	3.6	809	20.2
Total	133	4749	1026	2019	.508	19	54	.352	485	614	.790	536	4.0	2556	19.2

3. CHRISTIAN LAETTNER (6-11 • CENTER • ANGOLA, N.Y.) 2,460

Year	GP	MP	FG	FGA	Pct.	3FG	3FGA	Pct	FT	FTA	Pct	Reb	Avg	Pts	PPG
88-89	36	608	115	159	.723	1	1,000	-	88	121	.727	170	4.7	319	8.9
89-90	38	1135	194	380	.511	6	12	.500	225	269	.836	364	9.6	619	16.3
90-91	39	1178	271	471	.575	18	53	.340	211	263	.802	340	8.7	771	19.8
91-92	35	1128	254	442	.575	54	97	.557	189	232	.815	275	7.9	751	21.5
Total	148	4048	834	1452	.574	79	163	.485	713	885	.806	1149	7.8	2460	16.6

4. KYLE SINGLER (6-8 • FORWARD • MEDFORD, ORE.) 2,392

Year	GP	MP	FG	FGA	Pct.	3FG	3FGA	Pct	FT	FTA	Pct	Reb	Avg	Pts	PPG
07-08	34	972	159	348	.457	51	150	.340	82	106	.774	198	5.8	451	13.3
08-09	37	1193	208	472	.441	69	180	.383	124	174	.713	284	7.7	609	16.5
09-10	40	1436	228	550	.415	85	213	.399	166	208	.798	280	7.0	707	17.7
10-11	37	1286	219	509	.430	62	193	.321	125	155	.806	253	6.8	625	16.9
Totals	148	4887	814	1879	.433	267	736	.363	497	643	.773	1015	6.9	2392	16.2

5. MIKE GMINSKI (6-11 • CENTER • MONROE, CONN.) 2,323

Year	GP	MP	FG	FGA	Pct.	3FG	3FGA	Pct	FT	FTA	Pct	Reb	Avg	Pts	PPG
76-77	27	938	175	340	.515	-	-	-	64	91	.703	289	10.7	414	15.3
77-78	32	1011	246	450	.547	-	-	-	148	176	.841	319	10.0	640	20.0
78-79	30	1024	218	420	.519	-	-	-	129	177	.729	275	9.2	565	18.8
79-80	33	1184	262	487	.538	-	-	-	180	214	.841	359	10.9	704	21.3
Totals	122	4157	901	1697	.531	-	-	-	521	658	.792	1242	10.2	2323	19.0

6. DANNY FERRY (6-10 • FORWARD • BOWIE, MD.) 2,155

Year	GP	MP	FG	FGA	Pct.	3FG	3FGA	Pct	FT	FTA	Pct	Reb	Avg	Pts	PPG
85-86	40	912	91	198	.460	-	-	-	54	86	.628	221	5.5	236	5.9
86-87	33	1096	172	383	.449	25	63	.397	92	109	.844	256	7.8	461	14.0
87-88	35	1138	247	519	.476	38	109	.349	135	163	.828	266	7.6	667	19.1
88-89	35	1162	300	575	.522	45	106	.425	146	193	.756	260	7.4	791	22.6
Totals	143	4307	810	1675	.484	108	278	.388	427	551	.775	1003	7.0	2155	15.1

7. MARK ALARIE (6-8 • FORWARD • SCOTTSDALE, ARIZ.) 2,136

Year	GP	MP	FG	FGA	Pct.	3FG	3FGA	Pct	FT	FTA	Pct	Reb	Avg	Pts	PPG
82-83	28	785	130	263	.494	0	2	.000	104	128	.813	18	6.5	364	13.0
83-84	34	1129	230	400	.575	-	-	-	134	176	.761	245	7.2	594	17.5
84-85	31	935	206	352	.585	-	-	-	80	101	.792	158	5.1	492	15.9
85-86	40	1193	262	490	.535	-	-	-	162	197	.822	249	6.2	686	17.2
Totals	133	4042	828	1505	.550	0	2	.000	480	602	.797	833	6.3	2136	16.1

8. GENE BANKS (6-7 • FORWARD • PHILADELPHIA, PA.) 2,079

Year	GP	MP	FG	FGA	Pct.	3FG	3FGA	Pct	FT	FTA	Pct	Reb	Avg	Pts	PPG
77-78	34	1135	238	451	.528	-	-	-	105	146	.719	292	8.6	581	17.1
78-79	30	1057	175	353	.496	-	-	-	79	126	.627	255	8.5	429	14.3
79-80	33	1160	212	404	.525	-	-	-	146	183	.798	254	7.7	570	17.3
80-81	27	933	202	350	.577	-	-	-	95	134	.709	184	6.8	499	18.5
Totals	124	4285	827	1558	.531	-	-	-	425	589	.722	985	7.9	2079	16.8

8. JASON WILLIAMS (6-2 • GUARD • PLAINFIELD, N.J.) 2,079

Year	GP	MP	FG	FGA	Pct.	3FG	3FGA	Pct	FT	FTA	Pct	Reb	Avg	Pts	PPG
99-00	34	1157	179	427	.419	73	206	.354	61	89	.685	143	4.2	492	14.5
00-01	39	1240	285	603	.473	132	309	.427	139	211	.659	128	3.3	841	21.6
01-02	35	1175	249	545	.457	108	282	.383	140	207	.676	124	3.5	746	21.3
Totals	108	3572	713	1575	.453	313	797	.393	340	507	.671	395	3.7	2079	19.3

10. JON SCHEYER (6-5 • GUARD • NORTHBROOK, ILL.) 2,077

Year	GP	MP	FG	FGA	Pct.	3FG	3FGA	Pct	FT	FTA	Pct	Reb	Avg	Pts	PPG
06-07	33	1112	113	284	.398	61	167	.365	115	136	.846	110	3.3	402	12.2
07-08	34	963	115	259	.444	47	121	.388	120	135	.889	134	3.9	397	11.7
08-09	37	1214	146	368	.397	79	205	.385	179	214	.836	134	3.6	550	14.9
09-10	40	1470	212	531	.399	110	287	.383	194	221	.878	144	3.6	728	18.2
Totals	144	4759	586	1442	.406	297	780	.381	608	706	.861	522	3.6	2077	14.4

11. JIM SPANARKEL (6-5 • GUARD • JERSEY CITY, N.J.) 2,012

Year	GP	MP	FG	FGA	Pct.	3FG	3FGA	Pct	FT	FTA	Pct	Reb	Avg	Pts	PPG
75-76	23	-	120	219	.548	-	-	-	67	97	.691	101	4.4	307	13.3
76-77	27	1019	172	331	.520	-	-	-	175	209	.837	147	5.4	519	19.2
77-78	34	1195	244	460	.530	-	-	-	220	255	.863	116	3.4	708	20.8
78-79	30	1084	188	364	.516	-	-	-	102	139	.734	90	3.0	478	15.9
Totals	114	-	724	1374	.527	-	-	-	564	700	.806	454	4.0	2012	17.6

12. GRAYSON ALLEN (6-5 • GUARD • JACKSONVILLE, FLA.) 1,996

Year	GP	MP	FG	FGA	Pct.	3FG	3FGA	Pct	FT	FTA	Pct	Reb	Avg	Pts	PPG
14-15	35	322	45	106	.425	18	52	.346	45	53	.849	35	1.0	153	4.4
15-16	36	1317	239	513	.466	90	216	.417	211	252	.837	165	4.6	779	21.6
16-17	34	1007	141	357	.395	81	222	.365	129	159	.811	127	3.7	492	14.5
17-18	37	1319	181	433	.418	102	276	.370	108	127	.850	123	3.3	572	15.5
Totals	142	3965	606	1409	.430	291	766	.380	493	591	.834	450	3.2	1996	14.1

T13. ART HEYMAN (6-5 • FORWARD • ROCKVILLE CENTER, N.Y.) 1,984</

MEDIA GUIDE

2018-19 DUKE MEN'S BASKETBALL

24. RONNIE MAYER (6-4 • FORWARD • AVALON, PA.) **1,647**

Year	GP	MP	FG	FGA	Pct.	3FG	3FGA	Pct	FT	FTA	Pct	Reb	Avg	Pts	PPG
52-53	25	-	40	101	.369	-	-	-	58	83	.699	121	4.8	138	5.5
53-54	27	-	114	280	.407	-	-	-	121	153	.791	265	9.8	349	12.9
54-55	28	-	217	509	.426	-	-	-	173	229	.755	348	12.4	607	21.7
55-56	25	-	195	452	.431	-	-	-	163	208	.784	220	8.8	553	22.1
Totals	105	-	566	1342	.422	-	-	-	515	673	.765	954	9.1	1647	15.7

25. CHEROKEE PARKS (6-11 • CENTER • HUNTINGTON BEACH, CALIF.) **1,643**

Year	GP	MP	FG	FGA	Pct.	3FG	3FGA	Pct	FT	FTA	Pct	Reb	Avg	Pts	PPG
91-92	34	435	60	105	.571	0	0	-	50	69	.725	81	2.4	170	5.0
92-93	32	899	161	247	.652	0	0	-	72	100	.720	220	6.9	394	12.3
93-94	34	1038	186	347	.536	3	17	.176	115	149	.772	284	8.4	490	14.4
94-95	31	1091	222	443	.501	31	85	.365	114	147	.776	289	9.3	589	19.0
Totals	131	3463	629	1142	.551	34	102	.333	351	465	.755	874	6.7	1643	12.5

26. JEFF CAPEL (6-4 • GUARD • FAYETTEVILLE, N.C.) **1,601**

Year	GP	MP	FG	FGA	Pct.	3FG	3FGA	Pct	FT	FTA	Pct	Reb	Avg	Pts	PPG
93-94	34	899	109	238	.458	32	76	.421	42	64	.656	93	2.7	292	8.6
94-95	31	912	144	323	.446	63	147	.460	36	56	.643	84	2.7	387	12.5
95-96	31	1083	185	367	.536	73	221	.330	71	93	.763	122	3.9	514	16.6
96-97	33	880	142	309	.460	52	119	.437	72	116	.621	91	2.8	408	12.4
Totals	129	3774	580	1362	.426	220	553	.398	221	329	.672	390	3.0	1601	12.4

27. DANIEL EWING (6-4 • GUARD • MISSOURI CITY, TEXAS) **1,595**

Year	GP	MP	FG	FGA	Pct.	3FG	3FGA	Pct	FT	FTA	Pct	Reb	Avg	Pts	PPG
01-02	35	638	80	167	.479	32	70	.457	35	51	.686	78	2.2	227	6.5
02-03	33	920	126	293	.430	42	105	.400	101	123	.821	104	3.2	395	12.0
03-04	37	1131	151	362	.417	74	180	.411	92	124	.742	96	2.6	468	12.6
04-05	33	1138	181	424	.427	69	199	.347	74	107	.692	104	3.2	505	15.3
Totals	138	3827	538	1246	.432	217	554	.392	302	405	.746	382	2.8	1595	11.6

28. THOMAS HILL (6-5 • GUARD • LANCASTER, TEXAS) **1,594**

Year	GP	MP	FG	FGA	Pct.	3FG	3FGA	Pct	FT	FTA	Pct	Reb	Avg	Pts	PPG
89-90	34	430	46	89	.517	3	7	.429	22	35	.629	74	2.2	117	3.4
90-91	39	908	164	297	.552	21	52	.404	101	136	.743	142	3.6	450	11.5
91-92	36	1102	196	367	.534	47	91	.407	96	125	.768	121	3.4	525	14.6
92-93	32	1022	184	384	.479	34	96	.354	100	147	.680	151	4.7	502	15.7
Totals	141	3462	590	1137	.519	95	246	.386	319	443	.720	488	3.5	1594	11.3

29. QUINN COOK (6-2 • GUARD • WASHINGTON, D.C.) **1,571**

Year	GP	MP	FG	FGA	Pct.	3FG	3FGA	Pct	FT	FTA	Pct	Reb	Avg	Pts	PPG
11-12	33	387	47	116	.405	14	56	.250	38	49	.776	34	1.0	146	4.4
12-13	36	1208	151	363	.416	55	140	.393	64	73	.877	138	3.8	421	11.7
13-14	35	1042	137	317	.432	65	175	.371	67	81	.827	76	2.2	406	11.6
14-15	39	1396	199	439	.453	102	258	.395	98	110	.891	131	3.4	598	15.3
Totals	143	4033	534	1235	.432	236	629	.375	267	313	.853	379	2.7	1571	11.0

30. DAVID HENDERSON (6-5 • GUARD • DREWRY, N.C.) **1,570**

Year	GP	MP	FG	FGA	Pct.	3FG	3FGA	Pct	FT	FTA	Pct	Reb	Avg	Pts	PPG
82-83	28	697	100	238	.420	9	33	.273	45	64	.703	120	4.3	254	9.1
83-84	33	878	153	318	.481	-	-	-	140	193	.725	109	3.3	446	13.5
84-85	28	660	116	233	.498	-	-	-	85	137	.620	98	3.5	317	11.3
85-86	39	1090	217	419	.518	-	-	-	119	160	.744	186	4.8	553	14.2
Totals	128	2447	586	1208	.485	9	33	.273	389	554	.702	513	4.0	1570	12.3

31. CARLOS BOOZER (6-9 • CENTER • JUNEAU, ALASKA) **1,506**

Year	GP	MP	FG	FGA	Pct.	3FG	3FGA	Pct	FT	FTA	Pct	Reb	Avg	Pts	PPG
99-00	34	807	164	267	.614	0	0	-	115	155	.742	213	6.3	443	13.0
00-01	32	820	160	265	.604	0	0	-	105	146	.719	208	6.5	425	13.3
01-02	35	993	230	346	.665	0	1	.000	178	236	.754	303	8.7	638	18.2
Totals	101	2620	554	878	.631	0	1	.000	398	537	.741	724	7.2	1506	14.9

T32. VINCE TAYLOR (6-5 • GUARD • LEXINGTON, KY.) **1,455**

Year	GP	MP	FG	FGA	Pct.	3FG	3FGA	Pct	FT	FTA	Pct	Reb	Avg	Pts	PPG
78-79	30	361	49	90	.544	-	-	-	17	31	.548	31	1.0	115	3.8
79-80	33	1104	138	289	.478	-	-	-	73	108	.675	69	2.1	349	10.6
80-81	30	1028	169	341	.496	-	-	-	104	169	.615	110	3.7	442	14.7
81-82	27	1037	217	419	.518	-	-	-	115	171	.673	133	4.9	549	20.3
Totals	120	3530	573	1139	.503	-	-	-	309	479	.645	343	2.9	1455	12.1

T32. CHRIS CARRAWELL (6-6 • FORWARD • ST. LOUIS, MO.) **1,455**

Year	GP	MP	FG	FGA	Pct.	3FG	3FGA	Pct	FT	FTA	Pct	Reb	Avg	Pts	PPG
96-97	31	503	72	125	.576	0	2	.000	27	47	.574	97	3.1	171	5.5
97-98	32	710	121	251	.482	14	38	.368	66	103	.641	117	3.7	322	10.1
98-99	39	1116	144	317	.454	19	55	.345	79	137	.577	188	4.9	386	9.9
99-00	34	1212	205	422	.486	29	77	.377	137	176	.778	206	6.1	576	16.9
Totals	136	3541	542	1115	.486	62	172	.360	309	463	.667	608	4.5	1455	10.8

34. MIKE LEWIS (6-7 • CENTER • MISSOULA, MONT.) **1,417**

Year	GP	MP	FG	FGA	Pct.	3FG	3FGA	Pct	FT	FTA	Pct	Reb	Avg	Pts	PPG
65-66	30	-	161	271	.595	-	-	-	84	112	.750	329	11.0	406	13.9
66-67	26	-	152	285	.533	-	-	-	99	126	.786	320	12.3	403	15.5
67-68	28	-	230	418	.550	-	-	-	148	197	.751	402	14.4	608	21.7
Totals	84	-	543	974	.557	-	-	-	341	435	.761	1051	12.5	1417	16.9

35. PHIL HENDERSON (6-5 • GUARD • UNIVERSITY PARK, ILL.) **1,397**

Year	GP	MP	FG	FGA	Pct.	3FG	3FGA	Pct	FT	FTA	Pct	Reb	Avg	Pts	PPG
86-87	8	94	20	36	.556	9	13	.692	9	15	.600	6	0.8	58	7.3
87-88	34	561	72	168	.429	11	41	.268	44	60	.733	59	1.7	199	5.9
88-89	36	1066	167	318	.525	29	75	.387	94	123	.764	124	3.4	457	12.7
89-90	37	1165	251	531	.473	79	191	.414	102	122	.836	141	3.8	683	18.5
Totals	115	2885	510	1053	.484	128	320	.400	249	320	.778	330	2.9	1397	12.1

36. SETH CURRY (6-2 • GUARD • CHARLOTTE, N.C.) **1,394**

Year	GP	MP	FG	FGA	Pct.	3FG	3FGA	Pct	FT	FTA	Pct	Reb	Avg	Pts	PPG
10-11	37	924	101	239	.423	64	147	.435	67	85	.788	67	1.8	333	9.0
11-12	34	1026	141	336	.420	64	167	.383	103	118	.873	89	2.6	449	13.2
12-13	35	1130	197	424	.465	95	217	.438	123	152	.809	89	2.5	612	17.5
Totals	106	3080	223	551	.420	223	531	.420	293	355	.825	245	2.3	1394	13.2

37. MASON PLUMLEE (6-10 • FORWARD • WARSAW, IND.) **1,384**

Year	GP	MP	FG	FGA	Pct.	3FG	3FGA	Pct	FT	FTA	Pct	Reb	Avg	Pts	PPG
------	----	----	----	-----	------	-----	------	-----	----	-----	-----	-----	-----	-----	-----

2018-19 DUKE MEN'S BASKETBALL

MEDIA GUIDE

Year	GP	MP	FG	FGA	Pct.	3FG	3FGA	Pct	FT	FTA	Pct	Reb	Avg	Pts	PPG
83-84	34	1235	103	203	.507	-	-	-	48	57	.842	82	2.4	254	7.5
84-85	31	1047	96	214	.449	-	-	-	61	79	.772	69	2.2	253	8.2
85-86	40	1209	101	225	.449	-	-	-	53	70	.757	80	2.0	255	6.4
86-87	33	1175	156	348	.448	44	103	.427	50	62	.806	77	2.3	406	12.3
Totals	138	4666	456	990	.461	44	103	.427	212	268	.791	308	2.2	1168	8.5

49. CARROLL YOUNGKIN (6-6 • FORWARD • WINSTON-SALEM, N.C.) 1,154

Year	GP	MP	FG	FGA	Pct.	3FG	3FGA	Pct	FT	FTA	Pct	Reb	Avg	Pts	PPG
58-59	25	-	136	266	.512	-	-	-	127	212	.600	277	11.1	399	15.9
59-60	28	-	131	246	.533	-	-	-	113	208	.543	278	9.9	375	13.4
60-61	28	-	146	253	.577	-	-	-	88	152	.578	274	9.8	380	13.6
Totals	81	-	413	765	.540	-	-	-	328	572	.573	829	10.2	1154	14.2

50. LUKE KENNARD (6-6 • GUARD • FRANKLIN, OHIO) 1,147

Year	GP	MP	FG	FGA	Pct.	3FG	3FGA	Pct	FT	FTA	Pct	Reb	Avg	Pts	PPG
15-16	36	961	141	335	.421	55	172	.320	88	99	.889	129	3.6	425	11.8
16-17	37	1314	237	485	.489	88	201	.438	160	187	.856	168	5.1	722	19.5
Totals	73	2275	378	820	.461	143	373	.383	248	286	.867	389	4.3	1147	15.7

51. CHRIS REDDING (6-10 • CENTER • BETHESDA, MD.) 1,141

Year	GP	MP	FG	FGA	Pct.	3FG	3FGA	Pct	FT	FTA	Pct	Reb	Avg	Pts	PPG
71-72	26	-	124	265	.468	-	-	-	137	172	.779	165	6.3	385	14.7
72-73	26	-	158	296	.534	-	-	-	124	147	.844	167	6.4	440	16.9
73-74	26	-	117	252	.464	-	-	-	82	105	.781	141	5.4	316	12.2
Totals	78	-	399	813	.491	-	-	-	343	424	.802	473	6.1	1141	14.6

52. BOB FLEISCHER (6-8 • FORWARD • YOUNGSTOWN, OHIO) 1,139

Year	GP	MP	FG	FGA	Pct.	3FG	3FGA	Pct	FT	FTA	Pct	Reb	Avg	Pts	PPG
72-73	26	-	100	190	.526	-	-	-	85	108	.787	221	8.5	285	11.0
73-74	26	-	163	312	.522	-	-	-	81	107	.757	323	12.4	407	15.7
74-75	26	-	178	287	.620	-	-	-	91	118	.771	273	10.5	447	17.2
Totals	78	-	441	789	.559	-	-	-	257	333	.772	817	10.5	1139	14.6

53. ALAA ABDELNABY (6-10 • CENTER • BLOOMFIELD, N.J.) 1,137

Year	GP	MP	FG	FGA	Pct.	3FG	3FGA	Pct	FT	FTA	Pct	Reb	Avg	Pts	PPG
86-87	29	191	47	81	.580	0	0	-	12	23	.522	50	1.7	106	3.7
87-88	34	320	61	123	.496	0	0	-	44	63	.698	67	2.0	166	4.9
88-89	33	531	123	194	.634	0	0	-	47	67	.701	125	3.8	293	8.9
89-90	38	947	217	350	.620	0	0	-	138	178	.775	252	6.6	572	15.1
Totals	134	2017	448	748	.599	0	0	-	241	331	.728	494	3.7	1137	8.5

54. WILLIE HODGE (6-9 • CENTER • SAN ANTONIO, TEXAS) 1,117

Year	GP	MP	FG	FGA	Pct.	3FG	3FGA	Pct	FT	FTA	Pct	Reb	Avg	Pts	PPG
72-73	23	-	47	87	.529	-	-	-	31	40	.775	79	3.4	125	5.3
73-74	26	-	101	212	.476	-	-	-	38	60	.633	131	5.0	240	9.2
74-75	26	-	126	243	.519	-	-	-	44	61	.721	185	7.1	296	11.4
75-76	27	-	189	364	.519	-	-	-	78	102	.765	210	7.8	456	16.9
Totals	102	-	463	906	.511	-	-	-	191	263	.726	605	5.9	1117	11.0

55. NATE JAMES (6-6 • GUARD/FORWARD • WASHINGTON, D.C.) 1,116

Year	GP	MP	FG	FGA	Pct.	3FG	3FGA	Pct	FT	FTA	Pct	Reb	Avg	Pts	PPG
96-97	17	144	15	36	.417	5	16	.313	11	20	.550	34	2.0	46	2.7
97-98	6	41	6	14	.429	2	4	.500	7	9	.778	9	1.5	21	3.5
98-99	39	573	69	152	.454	15	52	.288	43	65	.662	102	2.6	196	5.0
99-00	34	970	136	290	.469	46	122	.377	55	77	.714	153	4.5	373	11.0
00-01	39	1085	161	326	.494	43	137	.313	115	144	.799	202	5.2	480	12.3
Totals	135	2813	387	818	.473	111	331	.335	231	315	.733	500	3.7	1116	8.3

T56. HOWARD HURT (6-3 • GUARD • BECKLEY, W.V.) 1,095

Year	GP	MP	FG	FGA	Pct.	3FG	3FGA	Pct	FT	FTA	Pct	Reb	Avg	Pts	PPG
58-59	24	-	134	379	.354	-	-	-	108	140	.760	197	8.9	376	15.7
59-60	28	-	146	355	.411	-	-	-	84	104	.800	238	8.5	376	13.4
60-61	28	-	140	336	.417	-	-	-	63	97	.649	140	5.0	343	12.3
Totals	80	-	420	1070	.393	-	-	-	255	341	.748	575	7.2	1095	13.7

T56. KEVIN STRICKLAND (6-5 • GUARD • MT. AIRY, N.C.) 1,095

Year	GP	MP	FG	FGA	Pct.	3FG	3FGA	Pct	FT	FTA	Pct	Reb	Avg	Pts	PPG
84-85	27	252	49	84	.583	-	-	-	10	17	.588	36	1.3	108	4.0
85-86	32	243	29	78	.372	-	-	-	9	13	.692	37	1.2	67	2.1
86-87	31	806	120	261	.460	36	92	.391	79	97	.814	143	4.6	355	11.5
87-88	35	1036	213	404	.527	55	149	.369	84	104	.808	158	4.5	565	16.1
Totals	125	2338	411	827	.497	91	241	.378	182	231	.788	374	3.0	1095	8.8

58. CHRIS COLLINS (6-3 • GUARD • NORTHBROOK, ILL.) 1,091

Year	GP	MP	FG	FGA	Pct.	3FG	3FGA	Pct	FT	FTA	Pct	Reb	Avg	Pts	PPG
92-93	29	367	56	139	.403	37	85	.435	20	32	.625	33	1.1	169	5.8
93-94	34	1055	110	275	.400	76	202	.376	45	63	.714	68	2.0	341	10.0
94-95	28	450	36	121	.298	17	73	.233	20	26	.769	31	1.1	109	3.9
95-96	29	1002	155	332	.467	79	179	.441	83	115	.722	111	3.8	472	16.3
Totals	120	2874	357	867	.412	209	539	.388	168	236	.712	243	2.0	1091	9.1

59. AMILE JEFFERSON (6-9 • FORWARD • PHILADELPHIA, PA.) 1,079

Year	GP	MP	FG	FGA	Pct.	3FG	3FGA	Pct	FT	FTA	Pct	Reb	Avg	Pts	PPG
12-13	32	405	51	94	.543	0	0	.000	25	41	.610	92	2.9	127	4.0
13-14	35	796	94	146	.644	0	0	.000	40	81	.494	240	6.9	228	6.5
14-15	39	831	94	149	.631	0	0	.000	51	92	.554	226	5.8	239	6.1
15-16	9	273	41	60	.683	0	0	.000	21	38	.553	93	10.3	103	11.4
16-17	35	1039	146	238	.613	0	0	.000	90	143	.629	293	8.4	382	10.9
Totals	150	3344	426	687	.620	0	0	.000	227	395	.575	944	6.3	1079	7.2

60. JAY BILAS (6-8 • FORWARD • ROLLING HILLS, CALIF.) 1,062

Year	GP	MP	FG	FGA	Pct.	3FG	3FGA	Pct	FT	FTA	Pct	Reb	Avg	Pts	PPG
------	----	----	----	-----	------	-----	------	-----	----	-----	-----	-----	-----	-----	-----

82-83	28	645	88	159	.553	0	0	-	69	103	.670	159	5.7	245	8.8
83-84	34	763	95	191	.497	-	-	-	84	130	.646	181	5.3	274	8.1
84-85	31	764	106	177	.599	-	-	-	100	144	.694	186	6.0	312	10.1
85-86	34	692	76	128	.594	-	-	-	79	134	.590	166	4.9	231	6.8
Totals	127	2864	365												

RESULTS

Year-by-Year Record	164-165
All-Time Results	166-181
Series Records	182-190
Duke vs. Conferences	191
Duke Dominance	192

Year-by-Year Record

Year	Overall W-L	Conference W-L	Conference Tournament Finish	AP Poll	Coaches Poll	Postseason Results	Head Coach	Captain(s)
1905-06	2-3	---	---	---	---	---	W.W. Cap Card	Thad G. Stem
1906-07	4-2	---	---	---	---	---	W.W. Cap Card	Thad G. Stem
1907-08	2-3	---	---	---	---	---	W.W. Cap Card	Bill Lilly
1908-09	8-1	---	---	---	---	---	W.W. Cap Card	Emsley Armfield
1909-10	4-4	---	---	---	---	---	W.W. Cap Card	Paul Kiker
1910-11	4-3	---	---	---	---	---	W.W. Cap Card	Henry G. "Bull" Hedrick
1911-12	6-1	---	---	---	---	---	W.W. Cap Card	Claude Brinn
1912-13	11-8	---	---	---	---	---	Joseph E. Brinn	Claude Brinn
1913-14	12-9	---	---	---	---	---	Noble L. Clay	Beal Siler
1914-15	10-10	---	---	---	---	---	Noble L. Clay	William A. "Shag" Thorne
1915-16	9-11	---	---	---	---	---	Bob Doak	Linville K. "Hip" Martin
1916-17	20-4	---	---	---	---	---	Chick Doak	Linville K. "Hip" Martin
1917-18	10-5	---	---	---	---	---	Chick Doak	Earl Long
1918-19	6-5	---	---	---	---	---	Henry P. Cole	Henry P. Cole (player-coach)
1919-20	10-4	---	---	---	---	---	Walter J. Rothensies	Loyd B. Hathaway
1920-21	9-6	---	---	---	---	---	Floyd Egan	Loyd B. Hathaway
1921-22	6-12	---	---	---	---	---	James Baldwin	Oscar L. Richardson
1922-23	15-7	---	---	---	---	---	Jesse S. Burbage	James Simpson
1923-24	19-6	---	---	---	---	---	Jesse S. Burbage	Everett Spikes
1924-25	4-9	---	---	---	---	---	George Buchheit	Ed Bullock
1925-26	8-12	---	---	---	---	---	George Buchheit	Pete Moss
1926-27	4-10	---	---	---	---	---	George Buchheit	Marshall Butler
1927-28	9-5	---	---	---	---	---	George Buchheit	Doug Kelley
1928-29	12-8	5-4	Finalist	---	---	---	Eddie Cameron	Coke Candler
1929-30	18-2	9-1	Finalist	---	---	---	Eddie Cameron	Bo Farley, Harry Councilor
1930-31	14-7	5-4	Round of Eight	---	---	---	Eddie Cameron	Joe Croson, George Rogers
1931-32	14-11	6-5	Semifinalist	---	---	---	Eddie Cameron	John Shaw
1932-33	17-5	7-3	Finalist	---	---	---	Eddie Cameron	Appointed each game
1933-34	18-6	9-4	Finalist	---	---	---	Eddie Cameron	James Thompson, Herb Thompson, Phil Weaver
1934-35	18-8	10-4	Semifinalist	---	---	---	Eddie Cameron	Sam Bell
1935-36	20-6	4-5	Quarterfinalist	---	---	---	Eddie Cameron	Charles Kunkle
1936-37	15-8	11-6	Quarterfinalist	---	---	---	Eddie Cameron	Ken Podger
1937-38	15-9	9-5	Champion	---	---	---	Eddie Cameron	Fred Edwards, John Hoffman
1938-39	10-12	8-8	Quarterfinalist	---	---	---	Eddie Cameron	Ed Swindell, Bob O'Mara
1939-40	19-7	13-2	Finalist	---	---	---	Eddie Cameron	Bill Parsons
1940-41	14-8	8-4	Champion	---	---	---	Eddie Cameron	Tom Connelly, Glen Price
1941-42	22-2	15-1	Champion	---	---	---	Eddie Cameron	Ray Spuhler
1942-43	20-6	12-1	Finalist	---	---	---	Gerry Gerard	
1943-44	13-13	4-2	Champion	---	---	---	Gerry Gerard	
1944-45	13-9	6-1	Finalist	---	---	---	Gerry Gerard	
1945-46	21-6	12-2	Champion	---	---	---	Gerry Gerard	Ed Koffenberger
1946-47	19-8	10-4	Quarterfinalist	---	---	---	Gerry Gerard	Ed Koffenberger, John Seward
1947-48	17-12	8-6	Finalist	---	---	---	Gerry Gerard	Doug Ausbon
1948-49	13-9	5-7	---	---	---	---	Gerry Gerard	Ben Collins, Dick Gordon
1949-50	15-15	9-7	Finalist	---	---	---	Gerry Gerard	Corren Youmans, Tommy Hughes
1950-51	20-13	13-6	Finalist	---	---	---	Harold Bradley	Scott York
1951-52	24-6	13-3	Finalist	12th	---	---	Harold Bradley	Dick Groat
1952-53	17-8	12-4	Quarterfinalist	---	---	---	Harold Bradley	Bernie Janicki, Rudy D'Emilio, Rudy Lacy
1953-54	21-6	9-1 (1st)	Semifinalist	15th	20th	---	Harold Bradley	Bernie Janicki, Rudy D'Emilio
1954-55	20-8	11-3 (2nd)	Finalist	---	---	NCAA First Rd.	Harold Bradley	Joe Belmont, Ronnie Mayer
1955-56	19-7	10-4 (T3rd)	Semifinalist	17th	18th	---	Harold Bradley	Joe Belmont
1956-57	13-11	8-6 (3rd)	Quarterfinalist	---	---	---	Harold Bradley	
1957-58	18-7	11-3 (1st)	Semifinalist	10th	13th	---	Harold Bradley	Bobby Joe Harris, Jim Newcome
1958-59	13-12	7-7 (T3rd)	Semifinalist	---	---	---	Harold Bradley	Jerry Robertson, Marty Joyce
1959-60	17-11	7-7 (4th)	Champion	18th	15th	NCAA Elite Eight	Vic Bubas	Howard Hurt
1960-61	22-6	10-4 (3rd)	Finalist	10th	9th	---	Vic Bubas	Howard Hurt
1961-62	20-5	11-3 (2nd)	Semifinalist	10th	13th	---	Vic Bubas	Buzz Mewhort, Art Heyman
1962-63	27-3	14-0 (1st)	Champion	2nd	2nd	NCAA Third Place	Vic Bubas	Art Heyman
1963-64	26-5	13-1 (1st)	Champion	3rd	4th	NCAA Finalist	Vic Bubas	Jeff Mullins
1964-65	20-5	11-3 (1st)	Finalist	10th	9th	---	Vic Bubas	Denny Ferguson
1965-66	26-4	12-2 (1st)	Champion	2nd	2nd	NCAA Third Place	Vic Bubas	Steve Vacendak
1966-67	18-9	9-3 (2nd)	Finalist	---	19th	NIT	Vic Bubas	Bob Verga
1967-68	22-6	11-3 (2nd)	Semifinalist	10th	11th	NIT	Vic Bubas	Mike Lewis
1968-69	15-13	8-6 (T3rd)	Finalist	---	---	---	Vic Bubas	Dave Golden, Steve Vandenberg

MEDIA GUIDE

2018-19 DUKE MEN'S BASKETBALL

Year	Overall W-L	ACC W-L	ACC Tournament Finish	AP Poll	Coaches Poll	Postseason Results	Head Coach	Captain(s)
1969-70	17-9	8-6 (4th)	Quarterfinalist	---	---	NIT	Bucky Waters	Larry Saunders
1970-71	20-10	9-5 (3rd)	Quarterfinalist	---	---	NIT Fourth Place	Bucky Waters	Larry Saunders
1971-72	14-12	6-6 (T4th)	Semifinalist	---	---	---	Bucky Waters	Pat Dougherty, Gary Melchionni, Alan Shaw
1972-73	12-14	4-8 (T4th)	Quarterfinalist	---	---	---	Bucky Waters	Gary Melchionni, Alan Shaw
1973-74	10-16	2-10 (7th)	Quarterfinalist	---	---	---	Neill McGeachy	Kevin Billerman
1974-75	13-13	2-10 (T6th)	Quarterfinalist	---	---	---	Bill Foster	Kevin Billerman, Bob Fleischer
1975-76	13-14	3-9 (7th)	Quarterfinalist	---	---	---	Bill Foster	Terry Chili, Willie Hodge
1976-77	14-13	2-10 (T6th)	Quarterfinalist	---	---	---	Bill Foster	Tate Armstrong, Mark Crow
1977-78	27-7	8-4 (2nd)	Champion	7th	9th	NCAA Finalist	Bill Foster	Jim Spanarkel
1978-79	22-8	9-3 (T1st)	Finalist	11th	7th	NCAA Second Rd.	Bill Foster	Jim Spanarkel
1979-80	24-9	7-7 (T5th)	Champion	14th	16th	NCAA Elite Eight	Bill Foster	Bob Bender, Mike Gminski
1980-81	17-13	6-8 (T5th)	Quarterfinalist	---	---	NIT	Mike Krzyzewski	Gene Banks, Kenny Dennard
1981-82	10-17	4-10 (T6th)	Quarterfinalist	---	---	---	Mike Krzyzewski	Vince Taylor
1982-83	11-17	3-11 (7th)	Quarterfinalist	---	---	---	Mike Krzyzewski	Tom Emma, Chip Engelland
1983-84	24-10	7-7 (T3rd)	Finalist	14th	14th	NCAA Second Rd.	Mike Krzyzewski	Richard Ford, Doug McNeely
1984-85	23-8	8-6 (T4th)	Semifinalist	10th	12th	NCAA Second Rd.	Mike Krzyzewski	Jay Bryan, Dan Meagher
1985-86	37-3	12-2 (1st)	Champion	1st	1st	NCAA Finalist	Mike Krzyzewski	Johnny Dawkins, David Henderson
1986-87	24-9	9-5 (3rd)	Quarterfinalist	17th	---	NCAA Sweet 16	Mike Krzyzewski	Tommy Amaker
1987-88	28-7	9-5 (3rd)	Champion	5th	5th	NCAA Semifinalist	Mike Krzyzewski	Billy King, Kevin Strickland
1988-89	28-8	9-5 (T2nd)	Finalist	9th	7th	NCAA Semifinalist	Mike Krzyzewski	Danny Ferry, Quin Snyder
1989-90	29-9	9-5 (2nd)	Quarterfinalist	15th	14th	NCAA Finalist	Mike Krzyzewski	Robert Brickley
1990-91	32-7	11-3 (1st)	Finalist	6th	6th	NCAA Champion	Mike Krzyzewski	Clay Buckley, Greg Koubek
1991-92	34-2	14-2 (1st)	Champion	1st	1st	NCAA Champion	Mike Krzyzewski	Brian Davis, Christian Laettner
1992-93	24-8	10-6 (T3rd)	Quarterfinalist	10th	10th	NCAA Second Rd.	Mike Krzyzewski	Thomas Hill, Bobby Hurley
1993-94	28-6	12-4 (1st)	Semifinalist	6th	6th	NCAA Finalist	Mike Krzyzewski	Marty Clark, Grant Hill, Antonio Lang
1994-95	13-18	2-14 (9th)	Quarterfinalist	---	---	---	Mike Krzyzewski, Pete Gaudet*	Kenny Blakeney, Erik Meek, Cherokee Parks
1995-96	18-13	8-8 (T4th)	Quarterfinalist	---	---	NCAA First Rd.	Mike Krzyzewski	Jeff Capel, Chris Collins
1996-97	24-9	12-4 (1st)	Quarterfinalist	8th	8th	NCAA Second Rd.	Mike Krzyzewski	Jeff Capel, Greg Newton, Carmen Wallace
1997-98	32-4	15-1 (1st)	Finalist	3rd	5th	NCAA Elite Eight	Mike Krzyzewski	Trajan Langdon, Roshown McLeod, Steve Wojciechowski
1998-99	37-2	16-0 (1st)	Champion	1st	2nd	NCAA Finalist	Mike Krzyzewski	Trajan Langdon
1999-00	29-5	15-1 (1st)	Champion	1st	4th	NCAA Sweet 16	Mike Krzyzewski	Shane Battier, Chris Carrawell, Nate James
2000-01	35-4	13-3 (T1st)	Champion	1st	1st	NCAA Champion	Mike Krzyzewski	Shane Battier, Nate James, J.D. Simpson
2001-02	31-4	13-3 (2nd)	Champion	1st	1st	NCAA Sweet 16	Mike Krzyzewski	Carlos Boozer, Mike Dunleavy, Jason Williams
2002-03	26-7	11-5 (T2nd)	Champion	7th	9th	NCAA Sweet 16	Mike Krzyzewski	Chris Duhon, Nick Horvath, Dahntay Jones
2003-04	31-6	13-3 (1st)	Finalist	6th	2nd	NCAA Semifinalist	Mike Krzyzewski	Chris Duhon, Daniel Ewing, Nick Horvath
2004-05	27-6	11-5 (3rd)	Champion	3rd	7th	NCAA Sweet 16	Mike Krzyzewski	Daniel Ewing, Reggie Love, J.J. Redick
2005-06	32-4	14-2 (1st)	Champion	1st	7th	NCAA Sweet 16	Mike Krzyzewski	Sean Dockery, Lee Melchionni, J.J. Redick, Shelden Williams
2006-07	22-11	8-8 (T6th)	First Rd.	--	--	NCAA First Rd.	Mike Krzyzewski	Josh McRoberts, DeMarcus Nelson, Greg Paulus
2007-08	28-6	13-3 (2nd)	Semifinalist	9th	16th	NCAA Second Rd.	Mike Krzyzewski	DeMarcus Nelson
2008-09	30-7	11-5 (T2nd)	Champion	6th	11th	NCAA Sweet 16	Mike Krzyzewski	Gerald Henderson, Greg Paulus, Jon Scheyer
2009-10	35-5	13-3 (T1st)	Champion	3rd	1st	NCAA Champion	Mike Krzyzewski	Jon Scheyer, Lance Thomas
2010-11	32-5	13-3 (2nd)	Champion	3rd	7th	NCAA Sweet 16	Mike Krzyzewski	Kyle Singler, Nolan Smith
2011-12	27-7	13-3 (2nd)	Semifinalist	8th	14th	NCAA Second Rd.	Mike Krzyzewski	Ryan Kelly, Miles Plumlee
2012-13	30-6	14-4 (2nd)	Quarterfinalist	6th	5th	NCAA Elite Eight	Mike Krzyzewski	Seth Curry, Ryan Kelly, Mason Plumlee
2013-14	26-9	13-5 (3rd)	Finalist	8th	16th	NCAA Second Rd.	Mike Krzyzewski	Tyler Thornton, Josh Hairston, Rodney Hood
2014-15	35-4	15-3 (2nd)	Semifinalist	4th	1st	NCAA Champion	Mike Krzyzewski	Quinn Cook, Amile Jefferson
2015-16	25-11	11-7 (T5th)	Quarterfinalist	19th	18th	NCAA Sweet 16	Mike Krzyzewski	Amile Jefferson, Matt Jones, Marshall Plumlee
2016-17	28-9	11-7 (T5th)	Champion	7th	13th	NCAA Second Rd.	Mike Krzyzewski	Amile Jefferson, Matt Jones
2017-18	29-8	13-5 (2nd)	Semifinalist	9th	4th	NCAA Elite Eight	Mike Krzyzewski	Grayson Allen

* - Mike Krzyzewski coached the first 12 games before leaving the team after back surgery and exhaustion. Pete Gaudet coached the final 19 games as interim head coach. Coaching records reflect this situation. Duke moved from the Southern Conference to the Atlantic Coast Conference prior to the 1953-54 season.

All-Time Results

1905-06

Record: 2-3

Head Coach: W.W. "Cap" Card

Date	Opponent	Site	Result
M 2	Wake Forest	H	L 10 24
M 16	Wake Forest	A	L 5 15
	Trinity Park	U	W 28 18
	Trinity Park	U	L 16 19
	Trinity Park	U	W 19 13

1906-07

Record: 4-2

Head Coach: W.W. "Cap" Card

Date	Opponent	Site	Result
	Trinity Park	U	W 24 1
	Wake Forest	U	L 6 8
	Littleton HS	U	W 62 1
	Trinity Park	U	W 38 6
	Guilford	U	W 20 1
	Wake Forest	U	L 5 22

1907-08

Record: 2-3

Head Coach: W.W. "Cap" Card

Date	Opponent	Site	Result
	Trinity Park	U	W 24 1
	Littleton HS	U	W 42 10
	Wake Forest	U	L 11 20
	Wake Forest	U	L 11 20
	Littleton HS	U	L 3 11
	Portsmouth YMCA	U	W 31 10

1908-09

Record: 8-1

Head Coach: W.W. "Cap" Card

Date	Opponent	Site	Result
	Trinity Park	U	W 38 5
	Winston YMCA	U	W 19 16
	Charlotte YMCA	U	W 25 22
	Winston YMCA	U	W 44 3
	Wake Forest	U	W 22 14
	Wake Forest	U	L 5 30
	Davidson	U	W 22 8
	Durham YMCA	U	W 34 4
	Durham YMCA	U	W 31 3

1909-10

Record: 4-4

Head Coach: W.W. "Cap" Card

Date	Opponent	Site	Result
	Guilford	U	L 8 25
	Charlotte	U	W 14 13
	Charlotte	U	L 12 17
	Statesville	U	W 12 8
	Furman	U	W 85 5
	Wake Forest	U	L 18 26
	Columbus YMCA	U	L 15 34
	Portsmouth YMCA	U	W 46 18

1910-11

Record: 4-3

Head Coach: W.W. "Cap" Card

Date	Opponent	Site	Result
	Charlotte YMCA	U	L 27 28
	Charlotte YMCA	U	L 21 28
	Charlotte	U	W 54 12
	Charlotte	U	W 39 17
	Tennessee	U	W 51 25
	VMI	U	W 52 17
	Virginia	U	L 18 24

1911-12

Record: 6-1

Head Coach: W.W. "Cap" Card

Date	Opponent	Site	Result
D 13	Elon	U	W 47 12
J 11	William & Mary	U	W 52 16
F 1	Guilford	U	W 14 12
F 9	NC State	U	W 31 28
F 16	Virginia Tech	U	W 37 32
F 21	Virginia Christian	U	W 69 9
F 24	NC State	U	L 13 26

1912-13

Record: 11-8

Head Coach: J.E. Brinn

Date	Opponent	Site	Result
	Durham YMCA	H	L 13 28
	Asheville YMCA	A	W 29 27
	Asheville YMCA	A	L 16 21
	Wofford	A	W 47 12
	Charlotte YMCA	A	L 25 28
	Charlotte YMCA	A	W 21 10

	Durham YMCA	H	W 28 25
	Elon	H	W 46 12
	Washington & Lee	A	L 15 90
	VMI	A	L 10 28
	Virginia	A	L 12 33
	Georgetown	A	L 22 31
	Catholic	A	L 27 55
	Emory & Henry	H	W 36 15
	NC State	A	W 22 18
	Wake Forest	H	W 25 10
	Wake Forest	A	W 16 15
	Virginia Tech	H	W 23 16
	NC State	H	W 32 14

1913-14

Record: 12-9

Head Coach: Noble L. Clay

Date	Opponent	Site	Result
D 15	Elon	A	L 23 25
	Asheville YMCA	A	W 20 19
	Asheville YMCA	A	L 22 32
	Wofford	A	W 50 15
	Charlotte YMCA	A	L 31 32
	Charlotte YMCA	A	L 26 28
	Durham YMCA	H	L 24 27
	South Carolina	H	W 46 13
	Charlotte YMCA	H	W 61 13
	Roanoke	H	W 42 15
	Durham YMCA	A	L 19 31
F 10	Virginia	N	L 21 51
F 11	Raleigh YMCA	A	W 23 19
F 12	Wake Forest	A	L 23 31
F 13	Greensboro YMCA	A	W 30 22
F 14	Guilford	A	L 8 35
	NC State	H	W 35 21
	Guilford	H	W 24 15
	Wake Forest	H	W 28 14
	NC State	10T	H W 33 25

1914-15

Record: 10-10

Head Coach: Noble L. Clay

Date	Opponent	Site	Result
	VMI	U	L 15 33
	Roanoke	U	L 19 31
	Guilford	U	W 43 25
	Virginia	N	L 24 51
	NC State	U	W 46 27
	Guilford	U	W 58 36
	Elon	U	L 16 17
	Elon	U	L 16 18
	Virginia	A	L 18 52
	Washington & Lee	A	L 22 31
	Durham YMCA	H	W 18 15
	Durham YMCA	H	W 28 16
	Virginia Tech	U	L 19 29
	Statesville AC	U	W 33 30
	Charleston YMCA	U	W 46 37
	Charleston YMCA	U	L 25 27
	Wake Forest	U	W 28 27
	Carson-Newman	U	W 70 4
	Wake Forest	U	L 12 23
	NC State	U	W 28 17

1915-16

Record: 9-11

Head Coach: Bob Doak

Date	Opponent	Site	Result
D 10	Durham YMCA	H	W 37 24
D 17	Davidson	A	L 23 27
D 18	Charlotte YMCA	A	W 34 30
D 19	Asheville YMCA	A	L 25 32
D 20	Asheville YMCA	A	W 42 37
D 21	Statesville	A	L 28 31
J 13	Statesville	H	W 45 13
J 20	Elon	H	W 37 22
	Wake Forest	H	L 26 28
F 8	Cardinal A.C.	A	L 28 45
F 9	Washington & Lee	A	L 19 33
F 10	VMI	A	L 20 34
F 11	Virginia	A	L 31 34
F 15	Davidson	H	W 38 22
F 19	Elon	A	L 19 23
F 23	NC State	H	W 31 24
F 25	Wake Forest	A	L 28 40
F 26	NC State	A	L 25 27
F 29	Guilford	H	W 61 28

One game missing (1-0 record)

1916-17

Record: 20-4

Head Coach: Chick Doak

Date	Opponent	Site	Result
	Durham YMCA	U	W 35 13
	Durham YMCA	U	W 48 31
	Statesville AC	U	W 58 11
	Charlotte YMCA	U	W 41 25
	Charlotte YMCA	U	W 37 20
	Asheville YMCA	U	W 48 24
	Asheville YMCA	U	W 31 26
	High Point AC	U	W 63 19
	Church Hill AC	U	W 72 16
	Elon	U	W 33 21
	Wake Forest	U	W 39 20
	Elon	U	W 33 29
	Stetson	U	L 37 43
	Davidson	U	W 32 26
	NC State	U	W 32 24
	Washington & Lee	U	L 18 20
	VMI	U	W 31 29
	Staunton Military	U	W 27 24
	Virginia	A	W 37 34
	Georgetown	U	W 36 24
	Catholic	U	L 24 26
	NC State	U	L 14 16
	VMI	U	W 42 24
	NC State	FORFEIT	U W 2 0

1917-18

Record: 10-5

Head Coach: Chick Doak

Date	Opponent	Site	Result
	NC State	U	W 35 26
	Guilford	U	W 40 32
	Emory & Henry	U	W 75 27
	NC State	U	L 18 28
	VMI	U	L 26 51
	Washington & Lee	U	W 24 16
	Staunton Military	U	L 28 29
	Virginia	A	W 32 25
	Elon	U	W 22 11
	Guilford	U	W 28 21
	Elon	U	W 40 27
	Davidson	U	W 30 24
	NC State	U	L 10 15

Two games missing (1-1 record)

1918-19

Record: 6-5

Head Coach: H.P. Cole

Date	Opponent	Site	Result
J 17	Durham YMCA	H	W 39 34
J 24	Wake Forest	H	W 41 20
F 4	NC State	A	L 18 28
F 6	Guilford	H	W 47 19
F 11	NC State	H	W 22 19
F 14	Elon	A	W 12 5
F 15	Guilford	A	W 27 18
F 18	Davidson	H	L 19 20
F 24	Virginia	A	L 16 47
F 25	Washington & Lee	A	L 17 38
F 26	VMI	A	L 19 32

1919-20

Record: 10-4

Head Coach: W.J. Rothensies

Date	Opponent	Site	Result
J 13	South Carolina	H	W 40 12
	Durham YMCA	U	W
	Durham YMCA	U	W
	Guilford	U	W
	Guilford	U	W
	NC State	H	W 28 22
	Elon	U	W
J 24	North Carolina	H	L 25 36
	Virginia	A	L 20 28
M 1	North Carolina	A	W 19 18
	NC State	A	W 25 24

Three games missing (1-2 record)

1920-21

Record: 9-6

Head Coach: Floyd Egan

Date	Opponent	Site	Result
	Guilford	H	W
J 13	South Carolina	H	W 40 12
	NC State	H	W 33 11
J 26	North Carolina	H	W 25 22
	Florida State	U	W
	Washington & Lee	A	L
F 8	Florida	H	W 49 21
	Wake Forest	A	W 27 20

MEDIA GUIDE

2018-19 DUKE MEN'S BASKETBALL

	VMI	A	L		
F 21	Virginia	A	L	15	34
	Virginia Tech	A	L		
F 23	North Carolina	H	L	12	44
F 25	Virginia	H	W	24	22
M 5	North Carolina	N1	L	18	55
	NC State	A	W	34	27

N1 - Raleigh Auditorium, Raleigh, N.C.

1921-22

Record: 6-12

Head Coach: James Baldwin

Date	Opponent	Site	Result
J 13	South Carolina	H	W 41 25
J 21	NC State	A	W 23 19
J 25	Wake Forest	H	W 31 10
J 31	Wake Forest	A	L 22 24
F 4	North Carolina	A	L 22 38
F 6	Elon	A	L 29 30
F 7	Davidson	H	W 24 18
F 9	Guilford	H	W 38 24
F 13	Davidson	A	L 27 32
F 14	Georgia	A	L 19 29
F 15	Georgia Tech	A	L 16 17
F 16	Atlanta AC	A	L 19 56
F 18	Alabama	A	L 16 28
F 20	Florida	10T	A L 26 33
	Durham YMCA	H	L 22 30
M 1	NC State	H	L 23 28
	Durham YMCA	H	W 37 26
M 7	North Carolina	H	L 23 29

1922-23

Record: 15-7

Head Coach: J.S. Burbage

Date	Opponent	Site	Result
	Camp Bragg	U	L 26 28
	Winston YMCA	U	W 49 26
	Durham YMCA	U	L 17 25
	Camp Bragg	U	W 30 21
	Statesville	U	W 28 26
	Lynchburg Elks	U	W 35 27
	Durham YMCA	U	L 33 37
	Newberry	U	W 40 33
	Lenoir	U	W 49 20
	Wake Forest	U	L 18 30
F 3	North Carolina	H	L 19 20
	Davidson	U	W 39 27
	Lynchburg	U	W 36 33
	Virginia	A	L 25 28
	Richmond	U	W 30 22
	Virginia Tech	U	W 34 33
F 17	North Carolina	A	L 32 35
	Virginia	H	W 37 24
	NC State	U	W 32 27
	Wake Forest	U	W 36 26
	Guilford	U	W 45 32
	NC State	U	W 31 20

DUKE BEGINS PLAY IN ALUMNI MEMORIAL GYMNASIUM

1923-24

Record: 19-6

Head Coach: J.S. Burbage

Date	Opponent	Site	Result
D 15	Fort Bragg	U	W 60 23
	Norfolk YPC	U	W 31 28
	RichmondBlues	U	W 36 33
	Mercer	U	W 29 25
	Durham Elks	U	W 43 36
	Guilford	U	W 30 17
	Fort Bragg	U	W 58 10
	RichmondBlues	U	W 38 32
J 25	Wake Forest	H	W 26 22
	NC State	H	W 35 23
J 31	North Carolina	A	L 20 31
	Statesville AC	U	W 40 28
	Davidson	U	W 40 30
	Furman	U	W 32 29
	South Carolina	U	L 19 36
	Mercer	U	L 18 31
	Sanford	A	W 38 16
	Alabama	A	L 25 45
	Birmingham AC	A	L 32 35
	South Carolina	U	W 43 24
F 19	North Carolina	H	L 20 23
	Wake Forest	U	W 26 24
	NC State	U	W 32 15
	Elon	U	W 33 24
	Elon	U	W 34 19

TRINITY COLLEGE RENAMED DUKE UNIVERSITY

1924-25

Record: 4-9

Head Coach: George Buchheit

Date	Opponent	Site	Result
J 9	Davidson	A	L 25 27
	Davidson	A	L 22 39
J 12	Guilford	H	W 34 22
J 17	NC State	A	L 22 29
J 24	North Carolina	H	L 21 25
J 31	Wake Forest	A	L 18 43
	Davidson	H	L 18 22
F 5	William & Mary	A	L 15 23
F 7	Richmond	A	L 25 35
F 11	William & Mary	H	W 21 16
F 14	North Carolina	A	L 18 34
	Durham Elks	H	W 48 38
F 24	Wake Forest	H	W 28 25

1925-26

Record: 8-12

Head Coach: George Buchheit

Date	Opponent	Site	Result
	Durham YMCA	U	L 24 30
	Alumni	U	W 44 29
	Durham YMCA	U	W 34 31
J 8	Davidson	U	L 31 32
	Furman	U	W 28 18
	South Carolina	U	W 36 22
J 14	Clemson	H	W 46 12
	Wake Forest	U	L 24 27
	NC State	U	L 27 28
J 23	North Carolina	A	L 22 38
J 30	NC State	U	L 24 32
F 1	Guilford	U	L 30 35
	Lynchburg	U	W 36 31
	Wake Forest	U	L 18 33
	Lynchburg	U	W 29 27
	George Washington	U	L 32 42
	Maryland	U	L 20 40
	Richmond	U	L 30 42
F 20	North Carolina	H	L 21 44
	Davidson	U	W 32 30

1926-27

Record: 4-10

Head Coach: George Buchheit

Date	Opponent	Site	Result
	NC State	U	L 22 36
	Wake Forest	U	L 14 41
J 31	North Carolina	H	L 33 40
	Davidson	U	W 39 24
	Virginia Tech	U	W 31 18
	Virginia	H	L 24 34
	Virginia	A	W 36 26
	Washington & Lee	U	L 20 31
	YMI	U	W 22 19
	NC State	U	L 23 29
	Wake Forest	U	L 27 36
F 22	North Carolina	A	L 21 35
	Davidson	U	L 42 49
	Durham YMCA	U	L 27 34

1927-28

Record: 9-5

Head Coach: George Buchheit

Date	Opponent	Site	Result
J 11	Davidson	U	W 46 27
J 12	South Carolina	U	W 39 32
	NC State	U	W 32 29
	Georgia	U	W 49 44
	Wake Forest	U	W 45 17
F 4	North Carolina	A	L 14 27
F 7	Virginia Tech	A	W 34 31
F 8	Washington & Lee	A	W 53 41
F 11	North Carolina	H	L 23 32
F 14	Wake Forest	U	W 37 34
	Virginia	A	L 34 44
	Georgetown	U	L 40 55
F 20	NC State	U	L 27 37
F 22	Davidson	U	W 51 33

EDDIE CAMERON ERA BEGINS

1928-29

Record: 12-8

Head Coach: Eddie Cameron

Date	Opponent	Site	Result
	Georgetown	U	L 33 48
	Navy	U	L 38 49
	Virginia	A	L 23 35
	Wake Forest	U	W 43 34
	South Carolina	U	W 45 35
	NC State	U	L 26 40

	Virginia Tech	U	W 44 27
F 2	North Carolina	H	W 36 20
	Mercer	U	W 47 43
	Georgia	U	L 22 24
	South Carolina	U	W 44 39
	Davidson	U	L 40 47
	NC State	U	W 32 22
	Wake Forest	U	W 35 21
F 16	North Carolina	A	L 24 27
	Davidson	U	W 33 25
M 1	Alabama	N1	W 38 32
M 2	North Carolina	N1	W 34 17
M 4	Georgia	N1	W 43 37
M 5	NC State	N1	L 35 43

N1 - Southern Conference Tournament, Municipal Auditorium, Atlanta, Ga.

1929-30

Record: 18-2

Head Coach: Eddie Cameron

Date	Opponent	Site	Result
	Virginia	A	W 65 32
J 9	Maryland	A	W 28 27
	Navy	A	W 47 29
	Washington & Lee	H	L 29 33
	Wake Forest	U	W 49 22
	NC State	U	W 35 31
F 1	North Carolina	A	W 35 14
	Wake Forest	U	W 37 30
	NC State	U	W 33 26
	Davidson	U	W 33 30
	South Carolina	U	W 33 26
	Loyola, Chicago	H	W 30 27
F 15	North Carolina	H	W 37 36
	Washington & Lee	U	W 30 29
F 20	Maryland	U	W 39 26
	Davidson	U	W 45 21
F 28	Louisiana State	N1	W 43 34
M 1	Georgia Tech	N1	W 44 35
M 3	Kentucky	N1	W 37 32
M 4	Alabama	N1	L 24 31

N1 - Southern Conference Tournament, Municipal Auditorium, Atlanta, Ga.

DUKE BEGINS PLAY IN CARD GYMNASIUM

1930-31

Record: 14-7

Head Coach: Eddie Cameron

Date	Opponent	Site	Result
	Villanova	U	L 21 22
	Randolph-Macon	U	W 48 18
	Wake Forest	U	W 44 27
	Wofford	U	W 43 24
	South Carolina	U	W 44 16
J 15	Maryland	U	L 24 32
	Temple	U	L 27 44
	Navy	U	W 41 27
	NC State	U	L 19 24
J 31	North Carolina	H	W 30 18
	Davidson	U	W 27 18
	Virginia	A	W 43 31
	NC State	U	L 23 26
	Vanderbilt	U	W 50 44
	Tennessee	U	L 25 36
F 14	North Carolina	A	W 34 23
	Wake Forest	U	W 25 22
	Davidson	U	W 31 17
	Sewanee	U	W 65 22
F 27	Clemson	N1	W 31 27
F 28	Kentucky	N1	L 30 35

N1 - Southern Conference Tournament, Municipal Auditorium, Atlanta, Ga.

2018-19 DUKE MEN'S BASKETBALL

MEDIA GUIDE

1931-32

Record: 14-11

Head Coach: Eddie Cameron

Date	Opponent	Site	Result
D 17	Baltimore	A	L 24 30
D 18	Georgetown	A	L 26 36
D 19	Catholic	A	W 41 29
J 8	Wake Forest	H	W 23 16
J 9	William & Mary 10T	H	W 28 20
J 13	Army West Point	A	L 23 25
J 14	Crescent AC	A	L 31 44
J 15	Navy	A	L 25 36
J 23	NC State	H	W 28 18
J 29	Davidson	H	W 21 6
J 30	North Carolina	A	L 20 37
F 1	Davidson	A	W 33 20
F 4	Washington & Lee	A	W 30 27
F 5	VMI	A	W 41 26
F 6	Kentucky	A	L 30 37
F 8	Tennessee 10T	A	L 31 32
F 11	Wake Forest	H	W 32 25
F 13	North Carolina	H	W 24 18
F 16	NC State	A	W 25 21
F 18	Washington & Lee	H	L 12 21
F 19	VMI	H	W 45 25
F 20	Maryland 10T	H	L 18 20
F 26	Vanderbilt	N1	W 44 32
F 27	Florida	N1	W 33 22
F 29	Georgia	N1	L 32 43

N1 - Southern Conference Tournament, Municipal Auditorium, Atlanta, Ga.

1932-33

Record: 17-5

Head Coach: Eddie Cameron

Date	Opponent	Site	Result
D 15	Baltimore	A	W 38 34
D 16	Georgetown	A	W 35 30
D 17	George Washington	A	W 35 34
J 6	Furman	H	W 31 28
J 9	Davidson	A	W 58 14
J 10	Wake Forest	H	W 33 24
J 12	Maryland	A	L 28 30
J 14	Navy	A	L 22 44
J 17	Wake Forest	A	W 34 16
J 21	NC State	A	W 36 29
J 28	VMI	H	W 41 20
J 31	North Carolina	H	W 36 32
F 2	Washington & Lee	A	W 49 25
F 3	VMI	A	W 31 15
F 4	Virginia Tech	A	W 31 25
F 7	Davidson	H	W 44 28
F 11	North Carolina	A	W 31 24
F 14	NC State	H	L 28 40
F 18	South Carolina	A	L 23 46
F 24	Virginia	N1	W 38 24
F 25	Washington & Lee	N1	W 41 32
F 27	South Carolina	N1	L 21 33

N1 - Southern Conference Tournament, Raleigh Auditorium, Raleigh, N.C.

1933-34

Record: 18-6

Head Coach: Eddie Cameron

Date	Opponent	Site	Result
D 14	Catholic	A	L 31 33
D 15	Baltimore	A	W 33 25
J 4	Clemson	H	W 36 23
J 6	Wake Forest	H	W 38 29
J 8	Davidson	A	W 40 35
J 10	Army West Point	A	W 27 25
J 11	Maryland	A	L 33 37
J 13	Navy	A	W 29 23
J 17	NC State	A	W 33 29
J 18	VMI	H	W 41 20
J 20	Virginia	H	W 26 17
J 30	Washington & Lee	H	W 41 37
F 3	North Carolina	A	L 21 25
F 5	Washington & Lee	A	W 41 27
F 6	VMI	A	W 45 32
F 7	Virginia Tech	A	W 45 15
F 10	Wake Forest	A	W 37 21
F 12	Davidson	H	W 57 26
F 16	North Carolina	H	L 25 30
F 20	South Carolina	H	L 23 28
F 24	NC State	H	W 41 34
M 1	VMI	N1	W 35 14
M 2	North Carolina	N1	W 21 18
M 3	Washington & Lee	N1	L 29 30

N1 - Southern Conference Tournament, Raleigh Auditorium, Raleigh, N.C.

1934-35

Record: 18-8

Head Coach: Eddie Cameron

Date	Opponent	Site	Result
D 17	South Carolina	A	L 23 24
D 18	Florida	A	W 55 27
D 19	Florida	A	L 21 40
J 2	Davidson	N1	W 39 35
J 4	Wofford	H	W 40 33
J 7	Wake Forest	H	W 47 30
J 9	Army West Point	A	W 34 16
J 11	Maryland	A	W 48 39
J 14	Virginia	H	W 30 20
J 15	NC State	A	L 25 28
J 18	Catholic	H	L 25 31
J 26	Virginia Tech	H	W 32 25
F 1	VMI	H	L 27 32
F 2	Washington & Lee	H	W 31 27
F 5	North Carolina	H	W 33 27
F 7	Virginia Tech	A	W 27 19
F 8	Washington & Lee	A	W 33 30
F 9	VMI	A	W 28 27
F 12	Davidson	H	W 35 34
F 16	North Carolina	A	L 20 24
F 18	Wake Forest	A	W 37 21
F 21	South Carolina	H	W 37 34
F 23	NC State	H	W 35 28
F 28	Virginia	N	W 39 32
M 1	Washington & Lee	N2	L 27 31
M 6	Navy 10T	A	L 38 44

N1 - Winston-Salem, N.C.

N2 - Southern Conference Tournament, Raleigh Auditorium, Raleigh, N.C.

1935-36

Record: 20-6

Head Coach: Eddie Cameron

Date	Opponent	Site	Result
D 9	Durham YMCA	A	W 57 23
D 10	High Point	A	W 50 22
D 12	Catham Mills	A	W 73 27
D 18	Catholic	A	W 39 36
D 19	Baltimore	A	W 49 29
J 2	Elon	H	W 58 42
J 3	Yale	H	W 52 17
J 6	Wofford	H	W 36 28
J 8	Davidson	A	W 46 24
J 10	Wake Forest	H	W 37 19
J 11	Virginia	H	W 45 29
J 14	Princeton	A	W 40 26
J 15	Army West Point	A	W 31 29
J 25	NC State	A	L 33 36
J 30	Virginia Tech	H	W 40 20
F 1	Maryland	A	L 34 38
F 6	North Carolina 10T	A	W 36 34
F 10	Virginia	A	W 44 28
F 11	Richmond	A	W 31 27
F 13	Davidson	H	W 36 33
F 14	Florida	H	W 42 31
F 18	Wake Forest	A	W 42 27
F 21	North Carolina	H	L 28 30
F 25	NC State	H	L 29 32
F 26	Washington & Lee	A	L 27 43
M 5	Maryland	N1	L 35 47

N1 - Southern Conference Tournament, Raleigh Auditorium, Raleigh, N.C.

1936-37

Record: 15-8

Head Coach: Eddie Cameron

Date	Opponent	Site	Result
D 11	Richmond	A	W 38 35
D 12	Randolph-Macon	A	W 40 25
D 16	Clemson	A	W 33 25
D 17	South Carolina	A	W 45 35
	Wake Forest	H	W 30 28
J 6	Davidson	A	W 40 34
J 7	South Carolina	H	W 52 24
J 8	Navy	A	W 33 29
J 12	Mississippi State	H	L 29 33
J 16	Maryland	A	W 34 31
	Catholic	H	W 52 31
J 23	NC State	A	L 27 30
J 30	Maryland	H	W 34 30
F 2	Davidson	H	W 32 27
F 3	Army West Point	A	W 31 28
F 6	Wake Forest	A	L 30 34
F 8	Washington & Lee	H	W 37 35
F 12	North Carolina	A	L 35 41
F 16	Washington & Lee	A	L 31 37
F 17	VMI 10T	A	L 31 32
F 20	NC State 10T	H	W 36 33
F 25	North Carolina	H	L 32 37
M 4	North Carolina	N1	L 30 34

N1 - Southern Conference Tournament, Raleigh Auditorium, Raleigh, N.C.

1937-38

Record: 15-9

Head Coach: Eddie Cameron

Date	Opponent	Site	Result
D 13	High Point	A	W 36 33
D 15	South Carolina	A	L 26 32
D 16	Florida	A	W 33 25
D 17	Florida	A	W 37 33
J 3	Mississippi State	H	L 23 25
J 5	Davidson	A	L 22 40
J 7	Wake Forest	H	W 38 33
J 8	Navy	A	L 30 43
J 11	Richmond	H	W 32 24
J 12	South Carolina	H	W 42 34
J 15	Maryland	A	L 35 40
J 30	Maryland	H	W 44 34
F 2	NC State	A	W 40 28
F 4	St. John's	A1	L 28 44
F 5	Army West Point	A	L 20 40
F 8	Davidson	H	W 52 28
F 12	North Carolina	A	L 24 34
F 14	Washington & Lee	A	W 48 39
F 19	NC State	H	L 45 49
F 21	Wake Forest	A	W 41 40
F 25	North Carolina	H	W 39 33
M 3	NC State	N1	W 44 33
M 4	Maryland	N1	W 35 32
M 5	Clemson	N1	W 40 30

A1 - Madison Square Garden, New York, NY.

N1 - Southern Conference Tournament, Raleigh Auditorium, Raleigh, N.C.

1938-39

Record: 10-12

Head Coach: Eddie Cameron

Date	Opponent	Site	Result
D 14	The Citadel	H	W 49 37
D 17	Pittsburgh	H	L 37 51
J 4	Princeton	H	W 46 33
J 5	Davidson	A	L 39 41
J 7	Wake Forest	A	W 52 41
J 9	Washington & Lee	H	L 41 46
J 10	Clemson	H	W 39 33
J 13	Maryland	A	L 34 37
J 14	Navy	A	W 44 37
J 17	Virginia Tech	H	W 47 35
J 31	NC State	H	W 43 37
F 2	Maryland	H	L 44 60
F 4	Army West Point	A	L 27 37
F 6	Brown	A	L 33 41
F 8	Davidson	H	L 40 42
F 10	North Carolina	A	L 32 37
F 13	Clemson	A	L 36 38
F 16	Washington & Lee	A	L 35 36
F 18	Wake Forest	H	W 59 34
F 20	NC State	A	W 29 26
F 24	North Carolina	H	W 41 38
M 1	NC State	N1	L 39 40

N1 - Southern Conference Tournament, Raleigh Auditorium, Raleigh, N.C.

DUKE BEGINS PLAY IN DUKE INDOOR STADIUM

1939-40

Record: 19-7

Head Coach: Eddie Cameron

Date	Opponent	Site	Result
D 16	Hampden-Sydney	A	W 59 28
D 19	OklahomaA&M	A	L 41 51
D 20	Washington, Md.	A	W 43 40
D 21	Baltimore	A	L 29 40
J 4	Davidson	A	W 51 28
J 6	Princeton	H	W 36 27
J 9	Maryland	A	L 30 32
J 10	Navy	A	W 40 27
J 13	VMI	A	W 28 25
J 16	The Citadel	H	W 51 40
J 20	Clemson	H	W 54 49
J 27	Wake Forest	H	W 50 44
J 30	Maryland	H	W 48 27
F 1	NC State	A	W 57 27
F 3	Pennsylvania	A	L 35 49
F 6	Davidson	H	W 47 30
F 10	North Carolina	A	W 50 44
F 12	Clemson 10T	H	W 39 37
F 13	Georgia Tech	A	L 35 41
F 15	Wake Forest	A	W 44 35
F 7	Washington & Lee	H	W 28 27
F 19	NC State	H	W 46 37
F 22	North Carolina	H	L 27 31
F 29	The Citadel	N1	W 40 35
M 1	Maryland	N1	W 44 32
M 2	North Carolina	N1	L 23 39

N1 - Southern Conference Tournament, Raleigh Auditorium, Raleigh, N.C.

MEDIA GUIDE

2018-19 DUKE MEN'S BASKETBALL

1940-41

Record: 14-8

Head Coach: Eddie Cameron

► Southern Conference Champions

Date	Opponent	Site	Result
D 17	Lincoln Memorial	H	L 39 43
D 20	Catholic	A	W 48 33
D 21	George Washington	A	L 38 48
J 4	Lehigh	H	W 66 30
J 6	Davidson	A	W 57 33
J 8	Wake Forest	H	L 35 38
J 11	Maryland	A	W 40 26
J 16	George Washington	H	W 44 37
J 18	Clemson	H	W 45 42
J 30	NC State	H	L 38 39
F 1	Maryland	H	W 43 17
F 3	Pittsburgh	H	L 32 46
F 7	North Carolina	A	L 33 51
F 8	Navy	H	L 32 34
F 11	Washington & Lee	A	L 28 30
F 13	Wake Forest 10T	A	W 42 41
F 15	Washington & Lee	H	W 45 33
F 17	NC State	A	W 44 37
F 20	North Carolina	H	W 35 33
F 27	North Carolina	N1	W 38 37
F 28	William & Mary	N1	W 57 42
M 1	South Carolina	N1	W 53 30

N1 - Southern Conference Tournament, Raleigh Auditorium, Raleigh, N.C.

1941-42

Record: 22-2

Head Coach: Eddie Cameron

► Southern Conference Champions

Date	Opponent	Site	Result
D 8	Georgetown, Ky.	H	W 37 31
D 18	Rider	H	W 55 29
J 3	Temple	A	L 41 57
J 5	Tennessee	H	W 37 35
J 7	Davidson	A	W 75 40
J 9	Maryland	H	W 37 33
J 10	George Washington	H	W 38 37
J 12	VMI	A	W 52 47
J 17	Navy	A	W 41 31
J 24	Wake Forest	H	W 60 39
J 31	NC State	H	W 40 28
F 4	Davidson	H	W 73 37
F 7	North Carolina	A	W 52 40
F 10	Washington & Lee	A	W 63 34
F 14	Washington & Lee	H	W 68 38
F 16	NC State	A	W 53 48
F 19	Wake Forest	A	W 58 51
F 21	George Washington	A	L 53 55
F 23	Maryland	A	W 64 46
F 24	Virginia Tech	H	W 67 50
F 27	North Carolina 10T	H	W 41 40
M 5	Washington & Lee	N1	W 59 41
M 6	Wake Forest	N1	W 54 45
M 7	NC State	N1	W 45 34

N1 - Southern Conference Tournament, Raleigh Auditorium, Raleigh, N.C.

1942-43

Record: 20-6

Head Coach: Gerry Gerard

Date	Opponent	Site	Result
D 17	Carolina Pre-Flight	H	L 41 46
D 19	Tennessee	A	L 33 51
D 31	Fort Bragg	A	W 62 47
J 6	Carolina Pre-Flight	A	W 51 48
J 7	Davidson	A	W 60 50
J 9	VMI	H	W 45 43
J 11	George Washington	H	L 53 66
J 13	Norfolk Navy	H	L 53 60
J 17	Temple	A	W 45 44
J 23	Virginia Tech	H	W 78 70
J 26	Wake Forest	H	W 63 41
J 30	NC State	H	W 60 47
F 2	Carolina Pre-Flight	H	W 59 33
F 6	North Carolina	A	W 51 39
F 9	Washington & Lee	A	W 71 44
F 10	Duquesne	H	W 55 41
F 12	Maryland	A	W 46 43
F 13	Pennsylvania	A	L 48 49
F 15	Wake Forest	H	W 59 40
F 17	NC State	A	W 53 32
F 19	George Washington	A	W 64 61
F 20	Navy	A	W 58 48
F 26	North Carolina	H	W 43 24
M 4	VMI	N1	W 57 41
M 5	The Citadel	N1	W 56 37
M 6	George Washington	N1	L 40 56

N1 - Southern Conference Tournament, Raleigh Auditorium, Raleigh, N.C.

1943-44

Record: 13-13

Head Coach: Gerry Gerard

► Southern Conference Champions

Date	Opponent	Site	Result
N 30	Camp Butner	H	W 62 36
D 8	Carolina Pre-Flight	A	L 39 58
D 10	Milligan	H	L 40 46
D 11	Hampden-Sydney	H	W 50 25
D 14	Columbia AAB	H	W 52 33
D 17	Camp Butner	A	W 49 41
D 18	Charleston USCG	H	L 46 52
D 21	Fort Bragg	H	W 42 40
D 28	Carolina Pre-Flight	H	L 35 48
J 1	LIU Brooklyn 10T	N1	L 57 59
J 5	Norfolk NAS	H	L 28 61
J 8	Cherry Point	H	L 52 54
J 13	Richmond AFB	H	W 44 38
J 15	Norfolk NAS	A	L 51 52
J 18	North Carolina	H	L 33 37
J 22	Norfolk NTS	A	L 59 72
J 26	Norfolk NTS	H	L 51 52
J 29	Navy	A	L 42 45
F 1	NC State	A	W 60 36
F 4	South Carolina	H	W 46 40
F 5	North Carolina	A	W 41 40
F 10	North Carolina	H	L 30 39
F 12	NC State	H	W 53 32
F 24	William & Mary	N2	W 68 25
F 25	NC State	N2	W 40 32
F 26	North Carolina	N2	W 44 27

N1 - Madison Square Garden, New York, N.Y.

N2 - Southern Conference Tournament, Raleigh Auditorium, Raleigh, N.C.

1944-45

Record: 13-9

Head Coach: Gerry Gerard

Date	Opponent	Site	Result
D 5	Richmond AAB	H	L 32 42
D 12	Camp Butner	A	L 49 50
D 17	Virginia	A	W 56 44
D 20	Laurinburg-Maxton	H	W 55 46
D 29	Carolina Pre-Flight	A	L 43 58
D 30	Camp Lejeune	H	W 28 24
J 2	Fort Bragg	H	W 27 21
J 6	Maryland	H	W 51 24
J 10	Carolina Pre-Flight	H	L 45 49
J 13	Wake Forest	H	W 60 35
J 16	Norfolk NAS	H	L 37 57
J 20	North Carolina	A	W 50 41
J 23	Norfolk NTS	H	L 37 59
J 27	Navy	A	L 43 54
J 30	NC State	H	W 48 38
F 3	Wake Forest	N1	W 75 39
F 10	Temple	A	W 51 46
F 14	North Carolina	H	L 38 50
F 17	NC State	A	W 47 40
F 22	Maryland	N2	W 76 49
F 23	William & Mary	N2	W 59 22
F 24	North Carolina	N2	L 38 49

N1 - High Point, N.C.

N2 - Southern Conference Tournament, Raleigh Auditorium, Raleigh, N.C.

1945-46

Record: 21-6

Head Coach: Gerry Gerard

► Southern Conference Champions

Date	Opponent	Site	Result
D 4	Camp Perry	H	L 35 39
D 7	Norfolk NTS	A	L 51 57
D 14	Davidson	H	W 50 23
D 15	Virginia	N1	W 48 38
J 2	South Carolina	A	W 52 36
J 4	Maryland	H	W 59 25
J 5	Davidson	A	W 55 27
J 9	North Carolina 10T	A	W 51 46
J 11	NC State	A	W 46 34
J 12	Wake Forest	A	W 43 38
J 15	Norfolk NTS	H	W 31 22
J 18	Georgia Tech	A	W 54 39
J 19	Clemson	A	W 42 29
J 23	South Carolina	H	W 55 33
J 25	Maryland	A	L 38 43
J 26	Navy	A	L 40 51
J 29	Wright Field	H	W 44 43
F 2	NC State	H	W 56 33
F 5	Wake Forest	H	W 32 29
F 9	Temple	A	L 38 64
F 12	Georgia Tech	H	W 73 51
F 16	North Carolina	H	L 44 54
	Clemson	H	W 61 33
F 23	Marine Institute	H	W 49 43
F 28	NC State 10T	N2	W 44 38
M 1	Virginia Tech	N2	W 44 38
M 2	Wake Forest	N2	W 49 30

N1 - Lynchburg, Va.

N2 - Southern Conference Tournament, Raleigh Auditorium, Raleigh, N.C.

1946-47

Record: 19-8

Head Coach: Gerry Gerard

Date	Opponent	Site	Result
D 4	High Point	A	W 44 29
D 7	Hanes Hosiery	A	W 44 43
D 12	Hampden-Sydney	H	W 61 51
D 14	Virginia	N1	W 47 34
D 17	Florida	N2	W 44 37
D 20	Jacksonville NAS	A	W 54 36
J 1	Quantico Marines	H	W 68 41
J 4	Tennessee	A	L 47 53
J 7	Davidson	A	W 55 48
J 9	NYU 20T	N3	L 61 64
J 11	Temple	A	W 59 56
J 15	Wake Forest	H	W 65 32
J 16	George Washington	H	W 52 46
J 18	NC State	H	W 60 53
F 1	Navy	H	L 48 61
F 3	William & Mary	H	W 69 45
F 4	Washington & Lee	N	W 71 57
F 6	Virginia Tech	H	W 52 40
F 7	Davidson	H	W 61 47
F 11	North Carolina	A	L 28 49
F 15	Georgia Tech	A	W 64 54
F 18	NC State	A	L 57 83
F 21	Maryland	A	W 43 38
F 22	George Washington	A	L 49 51
F 25	Wake Forest	A	W 57 37
F 28	North Carolina	H1	L 47 57
M 6	South Carolina	H1	L 54 56

N1 - Lynchburg, Va.

N2 - Jacksonville, Fla.

N3 - Madison Square Garden, New York, N.Y.

H1 - Southern Conference Tournament, Duke Indoor Stadium, Durham, N.C.

1947-48

Record: 17-12

Head Coach: Gerry Gerard

Date	Opponent	Site	Result
D 6	Hanes Hosiery	A	W 61 55
D 13	Virginia	A	L 39 49
D 15	Hampden-Sydney	H	W 59 45
D 17	McCrary	H	W 71 34
D 19	Washington & Lee	A	W 72 39
D 30	Hanes Hosiery	H	W 70 46
J 3	Tennessee	H	L 58 62
J 5	Maryland	H	W 53 42
J 6	Davidson	A	L 42 44
J 8	NYU	A	L 56 77
J 10	Temple	A	L 54 58
J 14	George Washington	H	L 47 48
J 16	Clemson	H	W 80 47
J 24	Virginia Tech	H	W 52 45
F 4	Navy	A	L 46 56
F 5	William & Mary	A	W 45 36
F 7	North Carolina	A	L 42 48
F 10	Wake Forest	H	W 47 45
F 14	NC State	H	L 43 44
F 16	Georgia Tech	A	W 60 55

2018-19 DUKE MEN'S BASKETBALL

MEDIA GUIDE

F 17	Clemson	A	L	57	63
F 18	NC State	A	L	37	70
F 19	Virginia	H	W	57	48
F 24	Wake Forest	A	W	49	48
F 27	North Carolina	H	W	56	45
M 3	South Carolina	H1	W	63	48
M 4	George Washington	H1	W	54	51
M 5	Davidson	H1	W	53	37
M 6	NC State	H1	L	50	58

HI - Southern Conference Tournament, Duke Indoor Stadium, Durham, N.C.

AP POLL ERA BEGINS

1948-49

Record: 13-9

Head Coach: Gerry Gerard

Date	Opponent	Rank	Site	Result
D 4	Hanes Hosiery	-	-	A L 57 58
D 8	McCrory	-	-	A W 70 51
D 10	Hampden-Sydney	-	-	A W 58 50
D 11	Virginia	-	-	A W 47 37
D 15	McCrory	-	-	H W 51 36
D 17	Davidson	-	-	A W 58 41
J 4	Hanes Hosiery	-	-	H W 54 42
J 6	Washington & Lee	-	-	A W 58 45
J 8	Temple	-	-	H L 45 59
J 11	Virginia Tech	-	-	A L 46 56
J 15	NC State	-	-	H L 52 53
J 22	Virginia Tech	-	-	H W 65 52
J 27	Wake Forest	-	-	A L 50 52
J 29	Davidson	-	-	H W 57 51
F 2	Navy	-	-	A W 55 42
F 4	NYU	-	15	H W 73 44
F 5	North Carolina	-	-	A L 34 64
F 9	George Washington	-	-	A L 49 51
F 11	NC State	-	-	A L 44 47
F 12	Georgia Tech	-	-	H W 53 42
F 19	Wake Forest	-	-	H W 61 51
F 25	North Carolina	-	-	H L 40 64

1949-50

Record: 15-15

Head Coach: Gerry Gerard

Date	Opponent	Rank	Site	Result
D 3	Hanes Hosiery	-	-	A L 52 53
D 6	Hampden-Sydney	-	-	H W 74 59
D 8	McCrory	-	-	A L 54 60
D 10	Virginia	-	-	N1 W 82 61
D 15	Davidson	-	-	A W 66 49
D 17	Washington & Lee	10T	-	A W 81 67
D 20	South Carolina	-	-	A L 44 54
D 28	Penn State	-	-	N2 L 48 51
D 29	North Carolina	-	-	N2 L 52 59
D 30	Wake Forest	-	-	N2 W 54 52
J 4	Maryland	-	-	H W 58 46
J 7	NC State	-	7	H W 58 55
J 12	NYU	-	-	N3 L 64 80
J 14	Temple	-	-	A L 49 59
J 17	South Carolina	-	-	H W 79 60
J 27	Davidson	-	-	H W 69 59
J 28	Wake Forest	-	-	H W 65 55
F 4	Navy	-	-	H W 68 53
F 7	The Citadel	-	-	H W 65 39
F 10	Maryland	-	-	A L 57 67
F 11	George Washington	20T	-	A L 55 62
F 14	NC State	-	8	A L 50 68
F 17	North Carolina	-	-	A L 55 58
F 18	George Washington	-	-	H W 55 52
F 21	Wake Forest	-	-	A L 54 72
F 24	North Carolina	-	-	H L 46 64
M 2	South Carolina	-	-	H1 W 53 41
M 3	William & Mary	-	-	H1 W 60 50
M 4	NC State	-	8	H1 L 47 67
M 8	Pennsylvania	-	-	A L 50 68

NI - Municipal Auditorium, Norfolk, Va.

N2 - Dixie Classic, Reynolds Coliseum, Raleigh, N.C.

N3 - Madison Square Garden, New York, NY.

HI - Southern Conference Tournament, Duke Indoor Stadium, Durham, N.C.

1950-51

Record: 20-13

Head Coach: Harold Bradley

Date	Opponent	Rank	Site	Result
D 2	Hanes Hosiery	-	-	A W 76 71
D 5	McCrory	-	-	A W 72 60
D 9	Virginia	-	-	N1 W 77 57
D 15	VMI	-	-	A W 86 66
D 16	Washington & Lee	-	-	A W 97 69
D 22	George Washington	-	-	A W 70 67
D 23	Bradley	-	2	A L 58 93
D 28	Colgate	-	-	N2 L 69 84
D 29	North Carolina	-	-	N2 W 71 63
D 30	Tulane	-	-	N2 W 74 72
J 1	Canisius	-	-	A1 L 57 69
J 3	Pennsylvania	-	-	A L 76 85

J 6	NC State	10T	-	7	H	L	71	77
J 11	South Carolina	-	-	H	W	60	58	
J 13	West Virginia	-	-	H	W	77	73	
J 15	William & Mary	-	-	A	L	57	74	
J 27	Wake Forest	-	-	H	L	56	65	
J 29	Davidson	-	-	H	L	90	68	
J 30	South Carolina	-	-	A	W	62	82	
F 2	North Carolina	-	-	A	L	68	71	
F 3	NYU	-	-	H	L	73	79	
F 5	George Washington	-	-	H	W	85	70	
F 6	William & Mary	-	-	H	W	61	54	
F 10	NC State	-	10	A	L	65	75	
F 12	Davidson	-	-	A	W	94	73	
F 14	Washington & Lee	-	-	H	W	94	68	
F 16	Maryland	-	-	A	W	49	40	
F 17	Navy	-	-	A	L	60	85	
F 19	Wake Forest	-	-	A	W	69	64	
F 23	North Carolina	-	-	H	W	84	72	
M 1	Virginia Tech	-	-	N3	W	64	61	
M 2	William & Mary	-	-	N3	W	71	69	
M 3	NC State	-	8	N3	L	63	67	

NI - Municipal Auditorium, Norfolk, Va.

N2 - Dixie Classic, Reynolds Coliseum, Raleigh, N.C.

A1 - Memorial Auditorium, Buffalo, NY.

N3 - Southern Conference Tournament, Reynolds Coliseum, Raleigh, N.C.

1951-52

Record: 24-6

Head Coach: Harold Bradley

Date	Opponent	Rank	Site	Result
D 1	Temple	-	-	H W 85 48
D 3	Hanes Hosiery	-	-	A W 78 68
D 5	North Carolina	-	-	H W 77 59
D 8	Bradley	-	-	H W 87 69
D 11	Furman	12	-	N1 L 72 73
D 15	VMI	12	-	H W 102 45
D 18	Davidson	19	-	H W 88 49
D 21	George Washington	19	-	A W 98 76
D 22	West Virginia	19	-	A L 74 95
D 27	Columbia	-	-	N2 L 58 66
D 28	Wake Forest	-	-	N2 W 79 74
D 29	Southern California	-	-	N2 L 69 87
J 2	Pennsylvania	-	-	H W 62 52
J 5	NC State	20T	-	H L 70 72
J 10	NYU	-	13	N3 W 74 72
J 12	Temple	-	-	A W 86 65
J 26	Wake Forest	-	-	H W 90 69
F 1	North Carolina	-	-	A W 73 66
F 2	George Washington	-	-	H W 89 74
F 7	William & Mary	-	-	H W 68 62
F 9	Navy	10T	-	A W 70 68
F 12	NC State	-	-	A W 71 58
F 18	Maryland	-	-	H W 56 51
F 21	Wake Forest	-	-	A W 87 62
F 23	South Carolina	-	-	A W 96 82
F 26	Davidson	15	-	A W 58 50
F 29	North Carolina	15	-	H W 94 64
M 6	Maryland	12	-	N4 W 51 48
M 7	West Virginia	12	9	N4 W 90 88
M 8	NC State	12	-	N4 L 68 77

NI - Community Center, Shelby, N.C.

N2 - Dixie Classic, Reynolds Coliseum, Raleigh, N.C.

N3 - Madison Square Garden, New York, NY.

N4 - Southern Conference Tournament, Reynolds Coliseum, Raleigh, N.C.

1952-53

Record: 17-8

Head Coach: Harold Bradley

Date	Opponent	Rank	Site	Result
D 1	Vanderbilt	-	-	H W 94 88
D 6	Wake Forest	-	-	H L 86 91
D 9	Washington & Lee	-	-	A W 91 80
D 13	Tennessee	-	-	A W 89 82
D 16	Davidson	-	-	H W 94 65
D 20	Temple	-	-	A L 64 67
D 22	George Washington	-	-	A L 87 113
D 29	Brigham Young	-	-	N1 L 68 69
D 30	Pennsylvania	-	-	N1 L 80 97
D 31	Princeton	-	-	N1 W 74 59
J 7	South Carolina	-	-	A W 76 67
J 10	NC State	-	9	H L 64 82
J 13	VMI	-	-	H W 78 55
J 31	Navy	-	16	H W 78 73
F 3	West Virginia	-	-	H W 91 86
F 5	NYU	-	-	H W 89 82
F 6	North Carolina	-	12	A W 95 89
F 9	George Washington	-	-	H W 83 80
F 12	Wake Forest	10T	-	A W 101 99
F 14	NC State	-	12	A W 84 82
F 19	William & Mary	10T	18	A L 82 85
F 21	South Carolina	18	-	H W 98 68
F 23	Davidson	18	-	A W 99 72
F 27	North Carolina	-	-	H W 83 58
M 5	Maryland	-	-	N2 L 65 74

NI - Dixie Classic, Reynolds Coliseum, Raleigh, N.C.

N2 - Southern Conference Tournament, Reynolds Coliseum, Raleigh, N.C.

ATLANTIC COAST CONFERENCE ERA BEGINS

1953-54

Record: 21-6

ACC: 9-1 (1st)

Head Coach: Harold Bradley

Date	Opponent	Rank	Site	Result
D 2	Furman	-	-	H W 110 76
D 5	Tennessee	-	-	H W 101 61
D 7	Vanderbilt	-	-	A L 66 71
D 12	William & Mary	-	-	H W 109 44
D 15	Davidson	13	-	H W 78 37
D 19	West Virginia	13	-	A W 67 64
D 21	Kentucky	13	2	A1 L 69 85
D 22	UCLA	-	13	N1 L 67 72
D 28	Oregon State	-	12	N2 W 71 61
D 29	Wake Forest	-	-	N2 W 83 66
D 30	Navy	-	-	N2 W 98 83
J 2	Virginia	-	-	H W 86 64
J 4	South Carolina	-	-	A W 89 69
J 6	Virginia Tech	8	-	H W 82 45
J 9	NC State	8	20	H W 87 85
J 12	Wake Forest	9	-	A L 89 96
J 30	Navy	20	-	A W 82 65
F 4	North Carolina	8	-	H W 63 47
F 6	George Washington	8	11	H L 71 76
F 9	NC State	15	19	A W 90 89
F 13	Virginia Tech	15	-	A W 107 53
F 16	Maryland	14	11	A W 68 61
F 20	North Carolina	14	-	A W 67 63
F 23	South Carolina	10	-	H W 89 55
F 26	Wake Forest	10	-	H W 90 81
M 4	Virginia	11	-	N3 W 96 68
M 5	NC State	11	18	N3 L 75 79

A1 - Kentucky Invitational, Memorial Coliseum, Lexington, Ky.

NI - Kentucky Invitational, Memorial Coliseum, Lexington, Ky.

N2 - Dixie Classic, Reynolds Coliseum, Raleigh, N.C.

N3 - ACC Tournament, Reynolds Coliseum, Raleigh, N.C.

1954-55

Record: 20-8

ACC: 11-3 (2nd)

Head Coach: Harold Bradley

Date	Opponent	Rank	Site	Result
D 3	Clemson	-	-	H W 115 54
D 7	Maryland	17	-	A L 47 49
D 10	South Carolina	17	-	H W 95 55
D 14	Davidson	-	-	A W 107 75
D 17	Maryland	-	-	H W 68 61
D 20	Pittsburgh	-	-	A W 90 68
D 27	West Virginia	-	12	N1 W 92 79
D 28	Minnesota	18	11	N1 L 73 79
D 29	North Carolina	18	-	N1 L 52 65
J 3	Florida State	18	-	H W 97 75
J 5	Temple	17	-	H W 81 64
J 8	NC State	17	3	H L 91 96
J 11	Clemson	-	-	A W 75 66
J 12	South Carolina	-	-	A W 82 64
J 15	Virginia	-	-	H W 109 89
J 31	George Washington	-	16	A L 73 92
F 4	North Carolina	-	-	A W 91 68
F 5	West Virginia	-	-	H W 115 75
F 9	Wake Forest	-	-	A W 75 73
F 12	Navy	-	-	A W 71 56
F 15	NC State	-	7	A L 78 84
F 19	Wake Forest	-	-	H W 84 65
F 22	Virginia	-	-	A W 105 92
F 25	North Carolina	-	-	H W 96 74
M 3	South Carolina	-	-	N2 W 83 67
M 4	Virginia	10T	-	N2 W 90 77
M 5	NC State	-	15	N2 L 77 87
M 8	Villanova	-	-	N3 L 73 74

NI - Dixie Classic, Reynolds Coliseum, Raleigh, N.C.

N2 - ACC Tournament, Reynolds Coliseum, Raleigh, N.C.

N3 - NCAA Tournament, Madison Square Garden, New York, NY.

1955-56

Record: 19-7

ACC: 10-4 (T3rd)

Head Coach: Harold Bradley

Date	Opponent	Rank	Site	Result
D 2	Clemson	-	-	H W 97 63
D 9				

MEDIA GUIDE

F 9	Virginia	8	-	H	W	74	59
F 11	Wake Forest	8	-	H	L	77	80
F 14	NC State	11	5	A	L	81	90
F 18	Navy	11	-	H	W	93	70
F 21	Virginia	11	-	A	W	92	58
F 24	North Carolina	11	9	A	L	65	73
F 25	George Washington	11	19	H	W	90	71
M 1	Maryland	11	-	N2	W	94	69
M 2	NC State	11	5	N2	L	79	91

A1 - The Palestra, Philadelphia, Pa.

N1 - Dixie Classic, Reynolds Coliseum, Raleigh, N.C.

N2 - ACC Tournament, Reynolds Coliseum, Raleigh, N.C.

1956-57

Record: 13-11 ACC: 8-6 (3rd)

Head Coach: Harold Bradley

Date	Opponent	Rank	Site	Result	
N 30	Georgia Tech	-	-	A W 71 61	
D 4	Clemson	-	-	A W 84 78	
D 5	South Carolina	-	-	N1 W 104 76	
D 14	Alabama	-	9	N2 W 89 78	
D 15	West Virginia	-	13	N2 L 82 83	
D 18	Kentucky	13	7	H W 85 84	
D 27	West Virginia	9	4	N3 W 73 67	
D 28	North Carolina	9	2	N3 L 71 87	
D 29	NC State	9	-	N3 L 80 102	
J 5	NC State	-	-	H W 92 85	
J 10	Maryland	15	-	A L 51 62	
J 12	Clemson	15	-	H W 80 70	
J 29	Wake Forest	19	13	A L 59 77	
J 31	Maryland	19	-	H W 72 60	
F 2	Navy	10T	19	-	A L 69 71
F 5	Pittsburgh	-	-	H W 90 72	
F 9	North Carolina	-	1	A L 73 75	
F 12	NC State	14	-	A L 72 79	
F 16	Wake Forest	17	11	H W 75 64	
F 19	Virginia	16	-	A L 81 90	
F 23	South Carolina	16	-	H W 94 81	
F 27	Virginia	-	-	H W 81 66	
M 1	North Carolina	-	1	H L 72 86	
M 7	South Carolina	-	-	N4 L 81 84	

N1 - Charlotte Coliseum, Charlotte, N.C.

N2 - Birmingham Classic, Birmingham City Auditorium, Birmingham, Ala.

N3 - Dixie Classic, Reynolds Coliseum, Raleigh, N.C.

N4 - ACC Tournament, Reynolds Coliseum, Raleigh, N.C.

1957-58

Record: 18-7 ACC: 11-3 (1st)

Head Coach: Harold Bradley

Date	Opponent	Rank	Site	Result
D 2	Kentucky	-	-	A L 74 78
D 6	Clemson	-	-	H W 79 66
D 14	Villanova	-	-	H W 60 53
D 17	South Carolina	-	-	A L 51 62
D 21	Pittsburgh	20T	-	A L 84 87
D 26	Seton Hall	-	-	N1 W 69 62
D 27	North Carolina	-	4	N1 L 62 76
D 28	Wake Forest	10T	-	N1 W 79 75
J 4	NYU	-	-	N2 W 67 60
J 8	Maryland	-	11	A L 49 74
J 11	NC State	20T	-	13 H W 76 75
J 27	West Virginia	-	1	H W 72 68
J 30	Virginia	-	-	H W 88 71
F 1	Wake Forest	-	-	A W 70 56
F 3	South Carolina	-	-	H W 61 49
F 4	Clemson	13	-	N3 W 73 57
F 8	North Carolina	13	7	A W 91 75
F 11	NC State	8	10	A W 65 48
F 15	Wake Forest	8	-	H W 71 59
F 19	Navy	7	-	A W 77 63
F 21	Maryland	7	14	H W 68 59
F 25	Virginia	30T	6	A L 68 70
F 28	North Carolina	6	9	H W 59 46
M 6	Wake Forest	6	-	N4 W 51 44
M 7	Maryland	10T	6	17 N4 L 65 71

N1 - Dixie Classic, Reynolds Coliseum, Raleigh, N.C.

N2 - Madison Square Garden, New York, N.Y.

N3 - Charlotte Coliseum, Charlotte, N.C.

N4 - ACC Tournament, Reynolds Coliseum, Raleigh, N.C.

1958-59

Record: 13-12 ACC: 7-7 (T3rd)

Head Coach: Harold Bradley

Date	Opponent	Rank	Site	Result
D 5	Clemson	-	-	A L 55 56
D 8	Kentucky	-	-	H L 64 78
D 12	West Virginia	-	4	A L 63 101
D 15	South Carolina	-	-	H W 68 61
D 19	Pennsylvania	-	-	A W 66 57
D 20	Villanova	-	-	A L 67 74
D 29	Michigan State	-	9	N1 L 57 82
D 30	Yale	-	-	N1 W 56 53
D 31	Louisville	-	-	N1 W 57 54
J 5	Wake Forest	-	-	A W 58 57
J 7	Maryland	-	-	A L 33 64

J 10	NC State	-	2	H L 60 67
J 13	Clemson	-	-	H W 45 41
J 15	Virginia	-	-	A L 67 86
J 17	Maryland	-	-	H W 78 69
J 31	Pittsburgh	-	-	H W 75 66
F 3	South Carolina	-	-	A W 80 72
F 6	North Carolina	-	2	H L 80 89
F 10	NC State	-	6	A L 72 80
F 14	Navy	-	-	H W 64 63
F 17	Wake Forest	-	-	H W 85 78
F 20	Virginia	-	-	H W 71 63
F 28	North Carolina	-	3	A L 62 72
M 5	Wake Forest	-	-	N2 W 78 71
M 6	North Carolina	-	5	N2 L 71 74

N1 - Dixie Classic, Reynolds Coliseum, Raleigh, N.C.

N2 - ACC Tournament, Reynolds Coliseum, Raleigh, N.C.

VIC BUBAS ERA BEGINS

1959-60

Record: 17-11 ACC: 7-7 (4th)

Head Coach: Vic Bubas

- ▶ ACC Champions
- ▶ NCAA Elite Eight

Date	Opponent	Rank	Site	Result
D 1	Georgia Tech	-	-	H L 49 59
D 5	Clemson	-	-	H W 68 59
D 12	South Carolina	-	-	A W 72 70
D 18	Alabama	-	-	N1 W 78 60
D 19	Navy	-	-	N1 W 76 71
D 28	Utah	16	6	N2 W 63 52
D 29	North Carolina	18	-	N2 L 53 75
D 30	Dayton	18	-	N2 L 63 71
J 4	Bucknell	-	-	H W 72 36
J 9	NC State	-	-	H W 47 34
J 12	Clemson	-	-	A W 50 41
J 16	Maryland	-	-	H L 48 56
J 30	South Carolina	-	-	H W 79 65
F 3	Wake Forest	-	-	A L 63 80
F 6	Navy	-	-	A W 58 48
F 9	NC State	-	-	A L 53 63
F 13	North Carolina	-	13	A L 58 84
F 16	Virginia	-	-	H W 78 66
F 18	Maryland	-	-	A L 61 71
F 20	Wake Forest	-	-	H L 64 83
F 22	Virginia	-	-	A W 79 63
F 27	North Carolina	-	-	H L 50 75
M 3	South Carolina	-	-	N3 W 82 69
M 4	North Carolina	-	16	N3 W 71 69
M 5	Wake Forest	-	18	N3 W 63 59
M 8	Princeton	18	-	N4 W 84 60
M 11	St. Joseph's	18	-	N5 W 58 56
M 12	NYU	18	12	N5 L 59 74

N1 - Birmingham Classic, Birmingham City Auditorium, Birmingham, Ala.

N2 - Dixie Classic, Reynolds Coliseum, Raleigh, N.C.

N3 - ACC Tournament, Reynolds Coliseum, Raleigh, N.C.

N4 - NCAA Tournament, Madison Square Garden, New York, N.Y.

N5 - NCAA Tournament, Charlotte Coliseum, Charlotte, N.C.

1960-61

Record: 22-6 ACC: 10-4 (3rd)

Head Coach: Vic Bubas

Date	Opponent	Rank	Site	Result	
D 3	Louisiana State	10T	-	H W 80 74	
D 9	Penn State	-	-	N1 W 69 46	
D 10	West Virginia	-	-	N W 66 64	
D 12	South Carolina	-	-	H W 107 79	
D 15	Clemson	8	-	A W 75 58	
D 19	Georgia Tech	8	15	A W 61 48	
D 21	Florida	7	-	N2 W 83 64	
D 29	Wyoming	6	-	N3 W 86 59	
D 30	Marquette	6	-	N3 W 86 73	
D 31	North Carolina	6	11	N3 L 71 76	
J 3	Navy	8	-	N4 W 78 63	
J 7	NC State	8	-	H W 81 67	
J 11	Virginia	10T	8	-	A W 92 90
J 14	Maryland	8	-	H W 70 62	
J 28	Clemson	5	-	H W 79 59	
J 31	South Carolina	4	-	A W 107 94	
F 4	North Carolina	4	5	H W 81 77	
F 7	NC State	3	-	A L 59 61	
F 9	Wake Forest	3	-	H W 100 90	
F 14	Wake Forest	3	-	A L 89 103	
F 16	Maryland	3	-	A L 71 76	
F 18	Navy	3	-	A W 75 73	
F 20	Virginia	3	-	H W 77 66	
F 23	Seton Hall	6	-	N5 W 112 78	
F 25	North Carolina	10T	6	7 A L 66 69	
M 2	Virginia	9	-	N6 W 89 54	
M 3	South Carolina	9	-	N6 W 92 75	
M 4	Wake Forest	9	-	N6 L 81 96	

N1 - Charlotte Coliseum, Charlotte, N.C.

N2 - Jacksonville Coliseum, Jacksonville, Fla.

N3 - Dixie Classic, Reynolds Coliseum, Raleigh, N.C.

N4 - Greensboro Coliseum, Greensboro, N.C.

N5 - Madison Square Garden, New York, N.Y.

N6 - ACC Tournament, Reynolds Coliseum, Raleigh, N.C.

1961-62

Record: 20-5 ACC: 11-3 (2nd)

Head Coach: Vic Bubas

Date	Opponent	Rank	Site	Result
D 1	Florida	7	-	H W 80 58
D 5	Davidson	7	-	H W 117 72
D 8	Louisville	7	-	H W 86 56
D 11	Clemson	7	-	H W 89 66
D 13	South Carolina	7	-	A W 76 69
D 15	Duquesne	7	-	N1 L 61 66
D 16	Arizona	7	-	N1 W 78 47
D 18	West Virginia	7	-	A W 69 65
D 30	Wake Forest	10	-	N2 W 75 73
J 3	Penn State	8	-	H W 95 55
J 6	NC State	8	-	H L 60 61
J 11	Clemson	10	-	A W 104 96
J 13	Maryland	10	-	H W 84 68
J 27	Wake Forest	7	-	H W 82 68
J 30	South Carolina	6	-	H W 89 73
F 3	North Carolina	6	-	H W 79 57
F 6	NC State	5	-	A L 55 71
F 10	Virginia	5	-	H W 101 75
F 13	Maryland	7	-	A W 79 53
F 15	Wake Forest	7	-	A L 79 97
F 17	Navy	7	-	H W 91 72
F 19	Virginia	7	-	A W 97 71
F 24	North Carolina	8	-	A W 82 74
M 1	Maryland	8	-	N3 W 71 58
M 2	Clemson	8	-	N3 L 72 77

N1 - Steel Bowl, Fitzgerald Fieldhouse, Pittsburgh, Pa.

N2 - Greensboro Coliseum, Greensboro, N.C.

N3 - ACC Tournament, Reynolds Coliseum, Raleigh, N.C.

1962-63

Record: 27-3 ACC: 14-0 (1st)

Head Coach: Vic Bubas

- ▶ ACC Champions
- ▶ NCAA Final Four

Date	Opponent	Rank	Site	Result
D 1	Davidson	2	-	H W 76 68
D 4	South Carolina	2	-	H W 95 63
D 8	Maryland	2	-	H W 92 56
D 11	Vanderbilt	2	-	H W 90 70
D 13	Clemson	2	-	A W 92 67
D 15	Louisville	2	-	A W 76 75
D 18	Davidson	2	-	A L 69 72
D 21	Miami	2	-	A L 69 71
D 28	Princeton	8	-	H W 85 74
D 29	Wake Forest	8	-	N1 W 113 87
J 2	Virginia	7	-	H W 82 65
J 5	NC State	7	-	H W 78 52
J 9	Navy	6	-	A W 85 70
J 12	Clemson	6	-	H W 78 67
J 26	West Virginia	4	6	H W 111 71
J 29	South Carolina	3	-	A W 88 70
F 2	North Carolina	3	-	A W 77 69

2018-19 DUKE MEN'S BASKETBALL

MEDIA GUIDE

F 6	Wake Forest	3	A	W	97	66	
F 9	NC State	3	A	W	56	55	
F 13	Virginia	3	A	W	79	74	
F 16	Wake Forest	3	H	W	73	60	
F 19	Maryland	2	A	W	76	70	
F 23	North Carolina	2	H	W	106	93	
F 28	Virginia	2	N2	W	89	70	
M 1	NC State	2	N2	W	82	65	
M 2	Wake Forest	2	N2	W	68	57	
M 15	NYU	2	9	N3	W	81	76
M 16	St. Joseph's	2	N3	W	73	59	
M 22	Loyola, Chicago	2	3	N4	L	75	94
M 23	Oregon State	2	N4	W	85	63	

N1 - Greensboro Coliseum, Greensboro, N.C.
 N2 - ACC Tournament, Reynolds Coliseum, Raleigh, N.C.
 N3 - NCAA Tournament, Cole Field House, College Park, Md.
 N4 - NCAA Final Four, Freedom Hall, Louisville, Ky.

1963-64

Record: 26-5 ACC: 13-1 (1st)

Head Coach: Vic Bubas

- ▶ ACC Champions
- ▶ NCAA Final Four

Date	Opponent	Rank	Site	Result
N 30	Penn State	4	-	H W 92 62
D 6	Ohio State	4	7	N1 W 76 75
D 7	West Virginia	4	-	A1 W 86 81
D 11	Vanderbilt	10T	3	- A L 92 97
D 14	Clemson	3	-	H W 75 52
D 16	South Carolina	3	-	A W 77 70
D 19	Virginia	5	-	H W 84 73
D 21	Michigan	5	3	A L 67 83
D 30	Auburn	8	-	N2 W 84 67
D 31	Kentucky	9	1	N3 L 79 81
J 4	NC State	9	-	H W 91 70
J 8	Clemson	9	-	A W 81 75
J 11	North Carolina	9	-	H W 84 64
J 25	Tennessee	20T	8	- N4 W 67 65
J 30	South Carolina	8	-	H W 80 67
F 1	Navy	8	-	H W 121 63
F 5	NC State	7	-	A W 66 48
F 8	Maryland	7	-	A W 104 72
F 10	Virginia	7	-	A W 80 59
F 15	Davidson	5	4	H W 82 75
F 18	Wake Forest	4	-	A L 71 72
F 22	Maryland	4	-	H W 84 63
F 25	Wake Forest	4	-	H W 98 83
F 29	North Carolina	4	-	A W 104 69
M 5	NC State	4	-	N5 W 75 44
M 6	North Carolina	4	-	N5 W 65 49
M 7	Wake Forest	4	-	N5 W 80 59
M 13	Villanova	3	7	N6 W 87 73
M 14	Connecticut	3	-	N6 W 101 54
M 20	Michigan	3	2	N7 W 91 80
M 21	UCLA	3	1	N7 L 83 98

N1 - West Virginia Centennial, WVU Fieldhouse, Morgantown, W.Va.
 A1 - West Virginia Centennial, WVU Fieldhouse, Morgantown, W.Va.
 N2 - Sugar Bowl Tournament, Municipal Auditorium, New Orleans, La.
 N3 - Sugar Bowl Tournament, Loyola Field House, New Orleans, La.
 N4 - Greensboro Coliseum, Greensboro, N.C.
 N5 - ACC Tournament, Reynolds Coliseum, Raleigh, N.C.
 N6 - NCAA Tournament, Reynolds Coliseum, Raleigh, N.C.
 N7 - NCAA Final Four, Municipal Auditorium, Kansas City, Mo.

1964-65

Record: 20-5 ACC: 11-3 (1st)

Head Coach: Vic Bubas

Date	Opponent	Rank	Site	Result
D 1	Virginia Tech	5	-	N1 W 98 63
D 5	Michigan	5	1	H L 79 86
D 10	Navy	10T	8	- N2 W 93 87
D 12	South Carolina	8	-	H W 111 72
D 16	Clemson	6	-	A W 80 79
D 19	Virginia	6	-	A W 104 91
D 30	Ohio State	20T	8	- A W 94 89
J 2	Wake Forest	8	-	N W 91 86
J 5	Penn State	6	-	H W 121 88
J 9	North Carolina	6	-	H L 62 65
J 12	Clemson	10	-	H W 106 81
J 16	Wake Forest	10	-	H W 105 77
F 1	Maryland	10	-	H W 82 64
F 3	NC State	6	-	A W 84 74
F 6	West Virginia	6	-	H W 109 89
F 9	NC State	10T	6	- H W 78 67
F 11	Virginia	6	-	H W 136 72
F 13	Wake Forest	6	-	A W 93 80
F 17	South Carolina	6	-	A W 87 59
F 20	Notre Dame	6	-	N4 W 101 88
F 23	Maryland	5	-	A L 82 85
F 27	North Carolina	5	-	A L 66 71
M 4	South Carolina	8	-	N5 W 62 60
M 5	Wake Forest	8	-	N5 W 101 81
M 6	NC State	8	-	N5 L 85 91

N1 - Greensboro Coliseum, Greensboro, N.C.
 N2 - Baltimore Civic Center, Baltimore, Md.
 N4 - Chicago Stadium, Chicago, Ill.
 N5 - ACC Tournament, Reynolds Coliseum, Raleigh, N.C.

1965-66

Record: 26-4 ACC: 12-2 (1st)

Head Coach: Vic Bubas

- ▶ ACC Champions
- ▶ NCAA Final Four

Date	Opponent	Rank	Site	Result
D 1	Virginia Tech	3	-	N1 W 112 79
D 4	Clemson	3	-	H W 83 68
D 6	South Carolina	3	-	A L 71 73
D 10	UCLA	6	1	H W 82 66
D 11	UCLA	6	1	N2 W 94 75
D 14	Furman	1	-	H W 102 67
D 18	Virginia	1	-	A W 75 72
D 21	Michigan	10T	1	3 N3 W 100 93
D 31	Notre Dame	1	-	N1 W 95 73
J 1	Wake Forest	1	-	N1 W 92 76
J 3	Penn State	1	-	H W 83 58
J 8	North Carolina	1	-	A W 88 77
J 11	Clemson	1	-	A W 87 85
J 13	Maryland	1	-	H W 76 61
J 15	Wake Forest	1	-	H W 101 81
J 29	NC State	1	-	H W 84 77
F 7	West Virginia	1	-	A L 90 94
F 10	NC State	2	-	A W 78 74
F 12	Virginia	2	-	H W 81 55
F 14	South Carolina	2	-	H W 41 38
F 19	Maryland	2	-	A W 74 69
F 22	Wake Forest	10T	2	- A L 98 99
F 26	North Carolina	2	-	H W 77 63
M 3	Wake Forest	3	-	N4 W 103 73
M 4	North Carolina	3	-	N4 W 21 20
M 5	NC State	3	-	N4 W 71 66
M 11	St. Joseph's	2	5	N5 W 76 74
M 12	Syracuse	2	-	N5 W 91 81
M 18	Kentucky	2	1	N6 L 79 83
M 19	Utah	2	-	N6 W 79 77

N1 - Greensboro Coliseum, Greensboro, N.C.
 N2 - Charlotte Coliseum, Charlotte, N.C.
 N3 - Cobo Arena, Detroit, Mich.
 N4 - ACC Tournament, Reynolds Coliseum, Raleigh, N.C.
 N5 - NCAA Tournament, Reynolds Coliseum, Raleigh, N.C.
 N6 - NCAA Final Four, Cole Field House, College Park, Md.

1966-67

Record: 18-9 ACC: 9-3 (2nd)

Head Coach: Vic Bubas

Date	Opponent	Rank	Site	Result
D 2	Virginia Tech	4	-	N1 L 71 85
D 3	Michigan	4	-	H W 96 75
D 9	UCLA	7	1	A L 54 88
D 10	UCLA	7	1	A L 87 107
D 13	Vanderbilt	-	-	H W 97 89
D 16	Virginia	-	-	H W 98 82
D 29	Ohio State	-	-	N2 L 82 83
D 30	Wake Forest	-	-	N2 W 78 73
J 3	Penn State	-	-	H W 89 84
J 7	North Carolina	-	3	H L 56 59
J 10	Clemson	-	-	H W 85 61
J 14	Maryland	10T	-	- A W 72 69
J 28	NC State	-	-	H W 99 60
F 1	Virginia	-	-	A W 100 77

F 4	West Virginia	-	-	N2 W 91 75
F 8	NC State	-	-	A W 69 65
F 11	Louisiana-Lafayette	-	-	H W 94 83
F 14	Clemson	-	-	A L 68 73
F 18	Maryland	-	-	H W 81 58
F 21	Wake Forest	-	-	H W 97 84
F 25	Notre Dame	-	-	N W 77 65
F 28	Wake Forest	-	-	A W 113 71
M 4	North Carolina	-	3	A L 79 92
M 9	Virginia	-	-	N3 W 99 78
M 10	South Carolina	-	-	N3 W 69 66
M 11	North Carolina	-	4	N3 L 73 83
M 13	Southern Illinois	-	-	N4 L 63 72

N1 - Charlotte Coliseum, Charlotte, N.C.
 N2 - Greensboro Coliseum, Greensboro, N.C.
 N3 - ACC Tournament, Greensboro Coliseum, Greensboro, N.C.
 N4 - NIT Tournament, Madison Square Garden, New York, N.Y.

1967-68

Record: 22-6 ACC: 11-3 (2nd)

Head Coach: Vic Bubas

Date	Opponent	Rank	Site	Result
D 1	Virginia Tech	-	-	N1 W 74 66
D 6	Michigan	-	-	A W 93 72
D 9	Alabama	-	-	A W 86 80
D 13	Virginia	-	-	H W 103 61
D 16	Vanderbilt	-	3	A L 75 76
D 19	Princeton	-	-	H W 85 79
D 30	Wake Forest	-	-	N1 W 103 76
J 3	Davidson	-	-	H W 89 84
J 6	North Carolina	-	3	A L 72 75
J 9	Clemson	-	-	H W 101 79
J 13	Maryland	-	-	A W 84 52
J 27	NC State	-	-	H W 82 76
J 30	South Carolina	9	-	A L 80 83
F 1	Virginia	9	-	A W 90 78
F 6	Maryland	-	-	H W 85 64
F 8	Southern Illinois	-	-	N2 W 78 54
F 10	Notre Dame	-	-	N3 W 73 67
F 14	Wake Forest	10	-	H W 105 65
F 17	Temple	10	-	H W 92 57
F 20	Clemson	8	-	A W 82 70
F 22	Wake Forest	8	-	A W 50 41
F 24	South Carolina	8	-	H L 50 56
F 28	NC State	10	-	A W 71 61
M 2	North Carolina	30T	10	3 H W 87 86
M 7	Clemson	6	-	N4 W 43 40
M 8	NC State	6	-	N4 L 10 12
M 14	Oklahoma City	10	-	N5 W 97 81
M 18	St. Peter's	10	-	N5 L 71 100

N1 - Greensboro Coliseum, Greensboro, N.C.
 N2 - Madison Square Garden, New York, N.Y.
 N3 - Chicago Stadium, Chicago, Ill.
 N4 - ACC Tournament, Charlotte Coliseum, Charlotte, N.C.
 N5 - NIT Tournament, Madison Square Garden, New York, N.Y.

1968-69

Record: 15-13 ACC: 8-6 (T3rd)

Head Coach: Vic Bubas

Date	Opponent	Rank	Site	Result
N 30	Virginia Tech	17	-	N1 W 87 76
D 2	Alabama	17	-	H W 86 48
D 7	Princeton	16	-	N2 W 81 62
D 9	Michigan	16	-	H L 80 90
D 11	Virginia	9	-	A L 75 81
D 14	East Tennessee State	9	-	H W 73 71
D 20	Wake Forest	-	-	N L 78 106
D 28	Clemson	-	-	H W 96 70
D 30	Western Kentucky	-	-	N3 W 73 72
D 31	Iowa	-	-	N3 W 85 82
J 4	North Carolina	-	4	A L 70 94
J 8	Wake Forest	-	-	A W 85 81
J 11	Maryland	-	-	H W 96 85
J 25	NC State	-	-	H L 74 77
J 28	Temple	-	-	A L 69 73
F 1	South Carolina	-	19	A L 57 64
F 5	Clemson	-	-	A W 85 76
F 8	South Carolina	-	-	H L 72 82
F 10	Maryland	-	-	A W 93 83
F 12	Wake Forest	-	-	H W 122 93
F 15	West Virginia	-	-	A L 88 90
F 17	Virginia	-	-	H W 100 81
F 19	Davidson	10T	-	5 A L 80 88
F 26	NC State	-	-	A L 73 88
M 1	North Carolina	-	2	H W 87 81
M 6	Virginia	-	-	N4 W 99 86
M 7	South Carolina	-	13	N4 W 68 59
M 8	North Carolina	-	4	N4 L 74 85

N1 - Greensboro Coliseum, Greensboro, N.C.
 N2 - Madison Square Garden, New York, N.Y.
 N3 - Sugar Bowl Tournament, Municipal Auditorium, New Orleans, La.
 N4 - ACC Tournament, Charlotte Coliseum, Charlotte, N.C.

MEDIA GUIDE

2018-19 DUKE MEN'S BASKETBALL

1969-70

Record: 17-9 ACC: 8-6 (4th)

Head Coach: Bucky Waters

Date	Opponent	Rank	Site	Result
D 1	Virginia Tech	20T	- - N1	W 66 63
D 6	Virginia	-	- H	W 57 45
D 10	Michigan	-	- A	W 73 68
D 13	William & Mary	-	- H	W 84 77
D 15	East Carolina	-	- H	W 80 65
D 19	Dayton	-	- N2	W 72 67
D 20	Kentucky	-	1 A1	L 76 98
D 23	Wake Forest	-	- N	W 98 90
J 3	Penn State	-	- H	W 93 43
J 7	Wake Forest	10T	19 - H	W 78 72
J 10	North Carolina	19	4 A	L 78 86
J 24	NC State	16	10 H	L 76 77
J 28	Maryland	-	- A	L 50 52
J 31	South Carolina	-	4 H	L 55 67
F 4	Clemson	-	- A	W 92 88
F 7	West Virginia	-	- N1	W 82 70
F 9	Clemson	-	- H	W 91 75
F 11	Wake Forest	-	- A	W 67 65
F 14	South Carolina	-	2 A	L 65 82
F 18	Davidson	10T	- 9 A	W 79 76
F 21	Maryland	-	- H	W 87 76
F 23	Virginia	-	- A	L 57 61
F 25	NC State	-	14 A	W 71 69
F 28	North Carolina	-	19 H	W 91 83
M 5	Wake Forest	-	- N3	L 73 81
M 14	Utah	-	- N4	L 75 78

N1 - Greensboro Coliseum, Greensboro, N.C.

N2 - Kentucky Invitational, Memorial Gymnasium, Lexington, Ky.

A1 - Kentucky Invitational, Memorial Gymnasium, Lexington, Ky.

N3 - ACC Tournament, Charlotte Coliseum, Charlotte, N.C.

N4 - NIT Tournament, Madison Square Garden, New York, N.Y.

1970-71

Record: 20-10 ACC: 9-5 (3rd)

Head Coach: Bucky Waters

Date	Opponent	Rank	Site	Result
D 1	Princeton	13	- N1	W 79 75
D 5	Virginia	13	- A	L 70 75
D 7	Michigan	13	- H	W 95 74
D 12	South Carolina	-	2 A	L 78 98
D 15	Virginia Tech	-	- H	W 104 75
D 18	Wake Forest	-	- N2	L 77 83
D 19	North Carolina	-	20 N2	L 81 83
D 22	Dayton	-	- A	W 70 64
D 26	Santa Clara	-	- H	W 86 80
D 29	Northwestern	-	- N3	W 93 87
D 30	Penn State	-	- N3	W 67 56
J 6	Wake Forest	-	- A	W 68 67
J 9	North Carolina	-	20 A	L 74 79
J 13	NC State	-	- H	L 89 93
J 16	Clemson	-	- A	W 82 56
F 1	South Carolina	-	10 H	W 82 71
F 6	Maryland	-	- H	L 79 88
F 10	Wake Forest	-	- H	W 83 78
F 13	Maryland	-	- A	W 70 67
F 16	Davidson	-	- N1	W 64 55
F 20	Virginia	-	- H	W 101 69
F 24	NC State	-	- A	W 82 78
F 27	Seton Hall	-	- N4	W 89 61
M 2	Clemson	-	- H	W 70 60
M 6	North Carolina	-	12 H	W 92 83
M 11	NC State	19	- N5	L 61 68
M 20	Dayton	-	- N6	W 68 60
M 22	Tennessee	-	17 N6	W 78 64
M 25	North Carolina	-	13 N6	L 67 73
M 27	St. Bonaventure	10T	- - N6	L 88 92

N1 - Greensboro Coliseum, Greensboro, N.C.

N2 - Big Four Tournament, Greensboro Coliseum, Greensboro, N.C.

N3 - Holiday Classic, Greensboro Coliseum, Greensboro, N.C.

N4 - Madison Square Garden, New York, N.Y.

N5 - ACC Tournament, Greensboro Coliseum, Greensboro, N.C.

N6 - NIT Tournament, Madison Square Garden, New York, N.Y.

1971-72

Record: 14-12 ACC: 6-6 (T4th)

Head Coach: Bucky Waters

Date	Opponent	Rank	Site	Result
D 1	Richmond	-	- H	W 54 42
D 4	Virginia	-	- H	L 77 86
D 7	Pennsylvania	10T	- 10 H	L 49 50
D 11	East Carolina	-	- H	W 71 62
D 17	NC State	-	- N1	L 62 67
D 18	Wake Forest	-	- N1	W 70 58
D 22	Dayton	-	- H	W 68 66
D 27	St. Peter's	-	- N2	L 74 77
D 28	Syracuse	-	- N2	L 72 74
J 5	Virginia Tech	-	- N3	W 83 73
J 12	NC State	-	- A	L 58 85
J 15	Clemson	-	- H	W 71 69
J 19	Canisius	-	- H	W 86 58
J 22	North Carolina	-	3 H	W 76 74

J 26	Wake Forest	-	- H	W 77 66
F 5	Maryland	-	- A	L 58 77
F 9	Wake Forest	-	- A	L 57 62
F 12	William & Mary	-	- H	W 87 69
F 16	Davidson	-	- A	L 72 74
F 19	Virginia	-	6 A	W 86 76
F 23	NC State	10T	- - H	W 74 73
F 26	Maryland	-	12 H	W 68 59
M 1	Clemson	-	- A	L 40 59
M 4	North Carolina	-	3 A	L 69 93
M 9	NC State	-	- N4	W 73 60
M 10	North Carolina	-	3 N4	L 48 63

N1 - Big Four Tournament, Greensboro Coliseum, Greensboro, N.C.

N2 - ECAC Holiday Festival, Madison Square Garden, New York, N.Y.

N3 - Charlotte Coliseum, Charlotte, N.C.

N4 - ACC Tournament, Greensboro Coliseum, Greensboro, N.C.

1972-73

Record: 12-14 ACC: 4-8 (T4th)

Head Coach: Bucky Waters

Date	Opponent	Rank	Site	Result
D 2	William & Mary	-	- H	W 98 74
D 8	Santa Clara	-	- N1	W 69 65
D 9	San Francisco	-	- N1	L 68 72
D 12	East Carolina	-	- H	W 108 74
D 15	North Carolina	-	11 N2	L 86 91
D 16	Wake Forest	-	- N2	W 80 67
D 27	UNLV	-	- A1	L 83 89
D 28	Purdue	-	- N3	L 77 82
D 30	Harvard	-	- H	W 102 76
J 3	Virginia	10T	- - A	L 74 80
J 6	Wake Forest	-	- A	L 80 83
J 10	NC State	-	- A	L 87 94
J 13	Clemson	-	- H	W 75 73
J 17	Davidson	-	- A	W 78 75
J 20	North Carolina	-	4 A	L 71 82
J 24	Richmond	-	- A	W 70 66
J 27	Georgia Tech	-	- A	L 86 88
F 3	Maryland	-	3 H	W 85 81
F 7	Wake Forest	-	- H	W 84 71
F 13	Virginia	-	- H	W 90 66
F 17	Notre Dame	-	- H	W 86 74
F 21	NC State	-	- H	L 50 74
F 24	Maryland	-	8 A	L 68 96
F 28	Clemson	-	- A	L 50 75
M 3	North Carolina	-	7 H	L 70 72
M 8	Virginia	-	- N4	L 55 59

N1 - Cable Car Classic, War Memorial Gymnasium, San Francisco, Calif.

N2 - Big Four Tournament, Greensboro Coliseum, Greensboro, N.C.

A1 - Las Vegas Classic, Las Vegas Convention Center, Las Vegas, Nev.

N3 - Las Vegas Classic, Las Vegas Convention Center, Las Vegas, Nev.

N4 - ACC Tournament, Greensboro Coliseum, Greensboro, N.C.

1973-74

Record: 10-16 ACC: 2-10 (7th)

Head Coach: Neill McGeachy

Date	Opponent	Rank	Site	Result
D 1	East Carolina	-	- H	W 82 69
D 3	William & Mary	-	- A	W 93 79
D 8	Virginia	-	- A	L 82 104
D 10	Appalachian State	-	- H	W 83 53
D 26	Western Kentucky	-	- N1	W 75 69
D 27	Florida	-	- N1	L 60 77
D 29	Yale	-	- H	W 105 80
J 4	Wake Forest	-	- N2	L 61 64
J 5	North Carolina	-	4 N2	L 75 84
J 12	Pittsburgh	-	- A	L 46 62
J 16	Clemson	-	- H	W 63 50
J 19	North Carolina	-	5 H	L 71 73
J 23	Wake Forest	-	- H	L 71 90
J 26	Princeton	-	- A	W 73 65
J 30	Davidson	-	- H	W 89 72
F 2	Maryland	-	6 A	L 83 104
F 4	NC State	-	- H	L 78 92
F 6	Wake Forest	-	- A	L 67 74
F 9	Notre Dame	-	3 A	L 68 87
F 13	Virginia	-	- H	W 88 78
F 16	Georgia Tech	-	- H	W 70 60
F 20	NC State	-	- A	L 87 113
F 23	Maryland	-	5 H	L 61 64
F 27	Clemson	-	- A	L 68 74
M 2	North Carolina	10T	- 4 A	L 92 96
M 7	Maryland	-	4 N3	L 66 85

N1 - Gator Bowl Classic, Jacksonville Coliseum, Jacksonville, Fla.

N2 - Big Four Tournament, Greensboro Coliseum, Greensboro, N.C.

N3 - ACC Tournament, Greensboro Coliseum, Greensboro, N.C.

1974-75

Record: 13-13 ACC: 2-10 (T6th)

Head Coach: Bill Foster

Date	Opponent	Rank	Site	Result
N 30	Cornell	-	- H	W 100 62
D 4	East Carolina	-	- H	W 79 73
D 20	Louisiana State	-	- N1	L 95 105
D 21	Princeton	-	- N1	W 66 57
D 27	Pittsburgh	-	- N2	W 89 75
D 28	Kent State	-	- N2	W 83 65
J 3	North Carolina	10T	- 8 N3	W 99 96
J 4	Wake Forest	-	19 N3	L 71 75
J 8	Maryland	-	5 A	L 77 83
J 11	South Florida	-	- H	W 95 86
J 15	Clemson	-	- H	W 75 72
J 18	Virginia	-	- A	L 56 60
J 22	Wake Forest	-	- A	L 109 122
J 25	Princeton	-	- H	W 90 73
J 27	NC State	-	5 H	L 71 95
J 29	Davidson	-	- A	W 113 76
F 1	Virginia	10T	- - H	L 85 92
F 5	Wake Forest	-	- H	W 75 68
F 8	Maryland	-	4 H	L 80 104
F 10	Duquesne	-	- H	W 80 73
F 12	North Carolina	-	11 A	L 70 78
F 15	Clemson	-	18 A	L 66 100
F 19	NC State	-	4 A	L 78 92
F 22	Georgia Tech	-	- H	W 107 86
M 1	North Carolina	-	14 H	L 70 74
M 6	Clemson	-	- N4	L 76 78

N1 - Carolina Classic, Carolina Coliseum, Columbia, S.C.

N2 - Holiday Doubleheader, Reynolds Coliseum, Raleigh, N.C.

N3 - Big Four Tournament, Greensboro Coliseum, Greensboro, N.C.

N4 - ACC Tournament, Greensboro Coliseum, Greensboro, N.C.

1975-76

Record: 13-14 ACC: 3-9 (7th)

Head Coach: Bill Foster

Date	Opponent	Rank	Site	Result
N 29	Johns Hopkins	-	- H	W 103 72
D 3	Tennessee	-	8 H	L 80 86
D 6	Virginia	-	- H	W 81 79
D 10	East Carolina	-	- H	W 93 74
D 26	Auburn	-	- N1	W 85 74
D 27	Western Kentucky	-	- N1	W 111 90
D 30	Vermont	-	- H	W 94 77
J 2	NC State	-	9 N2	L 95 104
J 3	North Carolina	-	3 N2	L 74 77
J 7	Tulane	-	- A	L 82 92
J 9	Georgia Tech	-	- A	W 91 71
J 14	Clemson	10T	- - A	L 96 102
J 17	North Carolina	-	7 H	L 87 89
J 19	Virginia Tech	-	- N3	W 79 72
J 21	Wake Forest	10T	- - H	W 97 93
J 24	NC State	-	11 A	L 101 106
J 27	Davidson	-	- H	W 94 79
J 31	West Virginia	-	- H	W 86 77
F 4	Wake Forest	-	- A	L 87 89
F 7	Maryland	-	5 A	L 91 102
F 11	Virginia	-	- A	L 90 94
F 14	St. Joseph's	-	- A	W 85 73
F 18	NC State	-	12 H	L 95 96
F 21	Maryland	-	7 H	W 69 67
F 25	Clemson	-	- H	L 89 90
F 28	North Carolina	-	4 A	L 71 91
M 4	Maryland	10T	- 9 N4	L 78 80

N1 - Holiday Doubleheader, Reynolds Coliseum, Raleigh, N.C.

N2 - Big Four Tournament, Greensboro Coliseum, Greensboro, N.C.

N3 - Greensboro Coliseum, Greensboro, N.C.

N4 - ACC Tournament, Capital Centre, Landover, Md.

1976-77

Record: 14-13 ACC: 2-10 (T6th)

Head Coach: Bill Foster

Date	Opponent	Rank	Site	Result
N 26	Wake Forest	-	- N1	L 80 81
N 27	NC State	-	15 N1	W 84 82
N 30	Johns Hopkins	-	- H	W 85 66
D 4	Washington	-	- H	W 83 81
D 7	Tennessee	-	15 A	W 81 78
D 11	Richmond	-	- H	W 65 63
D 14	Connecticut	10T	- - N2	W 64 62
D 29	East Carolina	-	- N3	W 88 65
D 30	Rice	-	- N3	W 87 77
J 5	Davidson	-	- A	W 102 51
J 10	Lafayette	-	- H	W 93 77
J 12	Clemson	10T	- 17 H	L 73 80
J 15	North Carolina	-	5 A	L 68 77
J 17	Virginia	10T	- - A	W 82 74
J 19	Wake Forest	-	9 A	L 73

2018-19 DUKE MEN'S BASKETBALL

MEDIA GUIDE

F 9	Virginia	-	-	H	W	65	49
F 12	St. Joseph's	-	-	H	W	72	62
F 16	NC State	-	19	A	L	74	92
F 19	Maryland	-	-	A	L	72	85
F 23	Clemson	-	19	A	L	63	67
F 26	North Carolina	-	9	H	L	71	84
M 3	Clemson	-	18	N4	L	74	82

N1 - Big Four Tournament, Greensboro Coliseum, Greensboro, N.C.
N2 - Madison Square Garden, New York, N.Y.
N3 - Holiday Doubleheader, Reynolds Coliseum, Raleigh, N.C.
N4 - ACC Tournament, Greensboro Coliseum, Greensboro, N.C.

1977-78

Record: 27-7 ACC: 8-4 (2nd)

Head Coach: Bill Foster
 ▶ ACC Champions
 ▶ NCAA Final Four

Date	Opponent	Rank	Site	Result
N 26	Johns Hopkins	-	-	H W 95 49
N 29	Washington College	-	-	H W 110 66
D 2	North Carolina	-	2	N1 L 66 79
D 3	Wake Forest	-	18	N1 W 97 84
D 8	SMU	-	-	A W 91 67
D 10	Southern California	10T	-	A L 81 87
D 13	Chicago	-	-	H W 99 61
D 28	Duquesne	-	-	N2 W 74 65
D 29	St. Joseph's	-	-	N2 W 74 61
J 2	Virginia Tech	-	-	A W 86 79
J 4	Maryland	-	-	A W 88 78
J 7	NC State	-	-	A L 50 74
J 9	Lehigh	-	-	H W 105 63
J 11	Clemson	-	-	A W 107 85
J 14	North Carolina	-	2	H W 92 84
J 18	Wake Forest	17	-	H W 81 72
J 21	La Salle	17	-	A W 91 81
J 25	Virginia	11	18	A L 73 74
J 28	East Carolina	11	-	H W 105 82
F 2	Wake Forest	17	-	A L 60 79
F 8	Virginia	-	13	H W 100 75
F 11	Davidson	-	-	H W 104 88
F 15	NC State	20	-	H W 76 64
F 18	Maryland	20	-	H W 81 70
F 22	Clemson	13	-	H W 78 62
F 25	North Carolina	13	8	A L 83 87
M 1	Clemson	15	-	N3 W 83 72
M 2	Maryland	15	-	N3 W 81 69
M 4	Wake Forest	15	-	N3 W 85 77
M 12	Rhode Island	8	-	N4 W 63 62
M 17	Pennsylvania	7	20	N5 W 84 80
M 19	Villanova	7	-	N5 W 90 72
M 25	Notre Dame	7	6	N6 W 90 86
M 27	Kentucky	7	1	N6 L 88 94

N1 - Big Four Tournament, Greensboro Coliseum, Greensboro, N.C.
N2 - Reynolds Coliseum, Raleigh, N.C.
N3 - ACC Tournament, Greensboro Coliseum, Greensboro, N.C.
N4 - NCAA Tournament, Charlotte Coliseum, Charlotte, N.C.
N5 - NCAA Tournament, Providence Civic Center, Providence, R.I.
N6 - NCAA Final Four, Checkerdome, St. Louis, Mo.

1978-79

Record: 22-8 ACC: 9-3 (1st)

Head Coach: Bill Foster

Date	Opponent	Rank	Site	Result
N 25	Western Kentucky	1	-	A W 78 53
N 27	SMU	1	-	H W 86 80
D 1	NC State	1	6	N1 W 65 63
D 2	North Carolina	1	14	N1 W 78 68
D 5	La Salle	1	-	H W 66 42
D 13	Southern California	1	12	H W 79 65
D 29	Ohio State	10T	1	- N2 L 84 90
D 30	St. John's	1	-	N2 L 66 69
J 2	Davidson	1	-	A W 77 59
J 5	Long Beach State	5	15	N3 W 79 78
J 6	Tulane	5	-	N3 W 74 64
J 10	Clemson	7	-	H W 73 54
J 13	North Carolina	7	3	A L 68 74
J 18	Wake Forest	8	-	H W 81 69
J 21	NC State	8	14	A W 75 69
J 24	Virginia	7	-	A W 84 66
J 28	Marquette	7	13	H W 69 64
J 31	Wake Forest	3	-	A W 75 60
F 3	Maryland	3	17	H W 87 78
F 6	Virginia	3	-	H W 64 63
F 10	Pittsburgh	3	-	H L 69 71
F 14	NC State	5	-	H W 66 48
F 16	Maryland	5	-	A L 68 70
F 18	Louisville	5	9	N4 W 88 72
F 21	Clemson	6	-	A L 49 70
F 24	North Carolina	6	4	H W 47 40
M 1	Wake Forest	5	-	N5 W 58 56
M 2	NC State	5	-	N5 W 62 59
M 3	North Carolina	5	7	N5 L 63 71
M 11	St. John's	6	-	N6 L 78 80

N1 - Big Four Tourn., Greensboro Coliseum, Greensboro, N.C.
N2 - ECAC Holiday Tournament, Madison Sq. Garden, New York, N.Y.
N3 - Holiday Doubleheader, Reynolds Coliseum, Raleigh, N.C.
N4 - Charlotte Coliseum, Charlotte, N.C.
N5 - ACC Tournament, Greensboro Coliseum, Greensboro, N.C.
N6 - NCAA Tournament, Reynolds Coliseum, Raleigh, N.C.

1979-80

Record: 24-9 ACC: 7-7 (T5th)

Head Coach: Bill Foster
 ▶ ACC Champions
 ▶ NCAA Elite Eight

Date	Opponent	Rank	Site	Result
N 17	Kentucky	10T	3	2 N1 W 82 76
N 30	Wake Forest	3	-	N2 W 72 70
D 1	North Carolina	3	6	N2 W 86 74
D 5	Princeton	2	-	H W 81 45
D 8	East Carolina	2	-	H W 92 73
D 11	Pennsylvania	2	-	A W 70 57
D 21	Boston College	10T	1	- N3 W 70 64
D 22	Providence	1	-	A1 W 82 78
D 28	Vermont	1	-	H1 W 92 67
D 29	Cincinnati	10T	1	- H1 W 87 75
J 2	Colgate	1	-	H W 73 44
J 7	Georgia Tech	1	-	H W 55 42
J 9	Clemson	10T	1	18 A L 82 87
J 12	North Carolina	1	15	H L 67 82
J 16	Wake Forest	5	-	H W 67 66
J 19	NC State	5	16	H W 67 56
J 21	Georgia Tech	5	-	A W 56 49
J 23	Virginia	3	17	H L 84 90
J 26	Pittsburgh	3	-	A W 78 69
J 30	Wake Forest	5	-	A W 82 61
F 2	Maryland	5	12	A L 82 101
F 6	Virginia	10	18	A L 69 73
F 10	Marquette	10	-	N4 L 77 80
F 13	NC State	16	-	A L 59 76
F 16	Maryland	16	8	H W 66 61
F 20	Clemson	10T	17	12 H W 87 82
F 23	North Carolina	17	8	A L 71 96
F 28	NC State	-	19	N5 W 68 62
F 29	North Carolina	-	10	N5 W 75 61
M 1	Maryland	-	7	N5 W 73 72
M 8	Pennsylvania	14	-	N6 W 52 42
M 13	Kentucky	14	4	N7 W 55 54
M 15	Purdue	14	20	N7 L 60 68

N1 - Tip Off Classic, Springfield Civic Center, Springfield, Mass.
N2 - Big Four Tournament, Greensboro Coliseum, Greensboro, N.C.
N3 - Industrial National Classic, Providence Civic Ctr., Providence, R.I.
A1 - Industrial National Classic, Providence Civic Ctr., Providence, R.I.
H1 - Iron Duke Classic
N4 - Dane County Coliseum, Madison, Wis.
N5 - ACC Tournament, Greensboro Coliseum, Greensboro, N.C.
N6 - NCAA Tournament, Mackey Arena, West Lafayette, Ind.
N7 - NCAA Tournament, Rupp Arena, Lexington, Ky.

MIKE KRZYZEWSKI ERA BEGINS

1980-81

Record: 17-13 ACC: 6-8 (T5th)

Head Coach: Mike Krzyzewski

Date	Opponent	Rank	Site	Result
N 29	Stetson	-	-	H W 67 49
D 2	South Florida	-	-	A W 83 72
D 5	North Carolina	-	10	N1 L 76 78
D 6	NC State	-	-	N1 L 60 74
D 9	Vanderbilt	10T	-	A W 72 69
D 12	Virginia	-	6	H L 79 91
D 19	Brown	-	-	H1 W 91 60
D 20	Detroit	-	-	H1 W 111 71
D 22	Pennsylvania	-	-	H W 88 82
D 28	New Orleans	-	-	N2 W 77 63
D 29	Tennessee	-	-	N2 L 69 90
J 10	Maryland	-	8	A L 79 94
J 14	Wake Forest	-	5	H L 73 76
J 17	North Carolina	-	17	A L 65 80
J 19	George Mason	-	-	H W 60 51
J 21	NC State	-	-	A W 56 47
J 24	Clemson	-	19	H W 75 57
J 27	Rutgers	-	-	A W 53 51
J 31	Virginia	-	1	A L 47 68
F 4	Georgia Tech	-	-	A W 82 68
F 7	Maryland	-	13	H W 55 54
F 14	Wake Forest	-	7	A L 52 58
F 19	NC State	-	-	H L 51 52
F 21	Georgia Tech	-	-	H W 83 56
F 25	Clemson	10T	-	A L 52 54
F 28	North Carolina	10T	-	11 H W 66 65
M 5	Maryland	-	20	N3 L 53 56
M 12	North Carolina A&T	-	-	H2 W 79 69
M 16	Alabama	-	-	H2 W 75 70
M 20	Purdue	-	-	A1 L 69 81

N1 - Big Four Tournament, Greensboro Coliseum, Greensboro, N.C.
H1 - Iron Duke Classic
N2 - Sugar Bowl Tournament, Superdome, New Orleans, La.
N3 - ACC Tournament, Capital Centre, Landover, Md.
H2 - Postseason NIT
A1 - Postseason NIT, Mackey Arena, West Lafayette, Ind.

1981-82

Record: 10-17 ACC: 4-10 (T6th)

Head Coach: Mike Krzyzewski

Date	Opponent	Rank	Site	Result
N 28	Vanderbilt	20T	-	H L 75 76
D 2	La Salle	-	-	H W 61 55
D 5	Appalachian State	-	-	H L 70 75
D 9	Virginia	-	5	A L 83 92
D 12	Princeton	-	-	A L 55 72
D 22	East Carolina	-	-	H W 70 57
D 29	Davidson	-	-	H1 L 73 75
D 30	Auburn	-	-	H1 W 72 71
J 2	Louisville	-	14	A L 61 99
J 6	Rutgers	-	-	H W 80 61
J 9	Maryland	-	-	H L 36 40
J 13	Wake Forest	-	-	A1 L 48 58
J 16	North Carolina	-	1	H L 63 73
J 20	NC State	-	14	H W 49 48
J 23	Clemson	-	-	A W 50 44
J 27	Holy Cross	-	-	N1 W 66 60
J 30	Virginia	-	3	H L 65 77
F 3	Georgia Tech	-	-	H W 47 46
F 6	Maryland	-	-	A L 60 77
F 8	UNC Wilmington	10T	-	H W 67 57
F 10	Stetson	-	-	A L 81 88
F 13	Wake Forest	-	16	H L 71 86
F 16	NC State	-	-	A L 56 72
F 20	Georgia Tech	-	-	A L 78 87
F 24	Clemson	30T	-	H W 73 72
F 27	North Carolina	-	2	A L 66 84
M 5	Wake Forest	-	16	N2 L 53 88

H1 - Iron Duke Classic
A1 - Greensboro Coliseum, Greensboro, N.C.
N1 - Brendan Byrne Arena, East Rutherford, N.J.
N2 - ACC Tournament, Greensboro Coliseum, Greensboro, N.C.

1982-83

Record: 11-17 ACC: 3-11 (7th)

Head Coach: Mike Krzyzewski

Date	Opponent	Rank	Site	Result
N 27	East Carolina	-	-	H W 70 65
N 29	Appalachian State	-	-	H W 73 57
D 2	Colorado	-	-	A L 70 79
D 4	California	-	-	A L 71 76
D 8	Virginia	-	1	H L 91 104
D 11	Vanderbilt	-	-	A L 65 74
D 14	Davidson	-	-	H W 63 60
D 29	New Hampshire	-	-	H W 84 48
J 3	George Mason	-	-	H W 90 79
J 5	Wagner	-	-	H L 77 84
J 8	La Salle	-	-	A W 61 60
J 12	Louisville	-	9	H L 76 91

MEDIA GUIDE

2018-19 DUKE MEN'S BASKETBALL

J 15	Maryland	-	-	A	W	86	67
J 19	Wake Forest	-	-	H	L	84	88
J 22	North Carolina	-	3	A	L	82	103
J 26	NC State	-	-	A	L	79	94
J 29	Clemson	-	-	H	W	99	96
F 2	William & Mary	-	-	H	W	73	71
F 5	Virginia	-	3	A	L	84	105
F 9	Georgia Tech	-	-	A	L	66	67
F 16	Stetson	-	-	H	W	89	80
F 19	Wake Forest	-	-	A1	L	104	110
F 21	Maryland	-	-	H	L	90	101
F 23	NC State	-	-	H	L	79	96
F 26	Georgia Tech	-	-	H	W	106	81
M 2	Clemson	-	-	A	L	86	93
M 5	North Carolina	-	8	H	L	81	105
M 11	Virginia	-	2	N1	L	66	109

A1 - Greensboro Coliseum, Greensboro, N.C.
N1 - ACC Tournament, The Omni, Atlanta, Ga.

1983-84

Record: 24-10 ACC: 7-7 (T3rd)
Head Coach: Mike Krzyzewski

Date	Opponent	Rank	Site	Result
N 26	Vanderbilt	-	-	H W 78 74
N 30	William & Mary	-	-	A W 70 68
D 3	Davidson	-	-	A W 90 63
D 5	South Florida	-	-	H W 95 66
D 7	Ohio	-	-	H W 82 63
D 10	East Carolina	-	-	H W 80 64
D 12	Massachusetts	-	-	H W 88 56
D 21	Colorado	-	-	H W 79 72
D 28	SMU	-	-	N1 L 76 78
D 29	Pacific	-	-	N1 W 68 66
D 30	Navy	-	-	N W 90 79
J 4	Loyola, Md.	-	-	H W 92 68
J 7	Virginia	-	20	A W 78 72
J 9	Bucknell	-	-	H W 84 67
J 11	Appalachian State	-	-	H W 73 60
J 14	Maryland	-	5	H L 75 81
J 18	Wake Forest	-	12	A1 L 66 97
J 21	North Carolina	-	1	H L 73 78
J 26	NC State	-	-	H L 76 79
J 28	Clemson	-	-	A W 67 65
J 30	Georgia Tech	-	-	A W 69 68
F 4	Virginia	-	-	H W 67 64
F 8	Harvard	-	-	A W 89 86
F 11	Maryland	-	13	A W 89 84
F 15	Stetson	19	-	A W 80 69
F 18	Wake Forest	10T	19 13	H W 79 77
F 23	NC State	10T	14	- A W 73 70
F 25	Georgia Tech	14	-	H L 56 58
F 29	Clemson	15	-	H L 76 77
M 3	North Carolina	20T	15 1	A L 83 96
M 9	Georgia Tech	10T	16	- N2 W 67 63
M 10	North Carolina	16	1	N2 W 77 75
M 11	Maryland	16	14	N2 L 62 74
M 18	Washington	14	15	N3 L 78 80

N1 - Rainbow Classic, Neil S. Blaisdell Center, Honolulu, Hawaii
A1 - Greensboro Coliseum, Greensboro, N.C.
N2 - ACC Tournament, Greensboro Coliseum, Greensboro, N.C.
N3 - NCAA Tournament, Brendan Byrne Arena, East Rutherford, N.J.

1984-85

Record: 23-8 ACC: 8-6 (T4th)
Head Coach: Mike Krzyzewski

Date	Opponent	Rank	Site	Result
N 26	Saint Louis	6	-	A W 97 64
N 28	William & Mary	4	-	H W 92 60
D 1	St. Joseph's	4	-	H W 59 46
D 5	Appalachian State	4	-	H W 98 64
D 8	Virginia	4	-	H W 78 65
D 17	Davidson	3	-	H W 82 65
D 19	Northwestern	2	-	N W 76 55
D 28	Alabama-Birmingham	2	-	N1 W 76 62
D 29	Southern California	2	-	A1 W 75 73
J 5	Virginia	2	-	A W 63 58
J 9	East Carolina	2	-	H W 87 63
J 12	Washington	2	-	H W 71 59
J 14	Maryland	10T	2	- A L 76 78
J 17	Wake Forest	10T	2	- H L 89 91
J 19	North Carolina	2	6	A W 93 77
J 23	NC State	5	-	A L 71 89
J 26	Clemson	5	-	A W 100 83
J 30	Wake Forest	10T	6	- A2 W 76 70
F 4	Harvard	6	-	H W 82 53
F 6	Georgia Tech	5	10	A L 71 81
F 9	Maryland	5	-	H W 70 62
F 13	Stetson	7	-	H W 94 51
F 16	Notre Dame	7	-	N2 W 81 69
F 20	NC State	6	-	H L 66 70
F 23	Georgia Tech	6	8	H W 67 62
F 27	Clemson	5	-	H W 90 73
M 2	North Carolina	5	8	H L 68 78
M 8	Maryland	7	-	N3 W 86 73
M 9	Georgia Tech	7	9	N3 L 64 75

M 15	Pepperdine	10	-	N4 W 75 62
M 17	Boston College	10	-	N4 L 73 74

N1 - Trojan-Bud Light Classic, Los Angeles Sports Arena, Los Angeles, Calif.
A1 - Trojan-Bud Light Classic, Los Angeles Sports Arena, Los Angeles, Calif.
A2 - Greensboro Coliseum, Greensboro, N.C.
N2 - Brendan Byrne Arena, East Rutherford, N.J.
N3 - ACC Tournament, The Omni, Atlanta, Ga.
N4 - NCAA Tournament, Hofheinz Pavilion, Houston, Texas

1985-86

Record: 37-3 ACC: 12-2 (1st)
Head Coach: Mike Krzyzewski

Date	Opponent	Rank	Site	Result
N 21	Lamar	6	-	N1 W 66 62
N 24	Alabama-Birmingham	6	16	N1 W 66 54
N 26	William & Mary	6	-	A W 84 61
N 29	St. John's	6	18	N2 W 71 70
D 1	Kansas	6	5	N2 W 92 86
D 2	East Carolina	6	-	H W 98 66
D 4	Vanderbilt	3	-	A W 84 74
D 7	Virginia	3	-	H W 72 64
D 18	Davidson	3	-	A W 69 52
D 28	Appalachian State	3	-	H W 88 46
D 30	Northwestern	3	-	H W 78 55
J 4	Maryland	3	-	A W 81 75
J 8	Saint Louis	3	-	H W 84 58
J 11	NC State	3	-	H W 74 64
J 13	St. Joseph's	3	-	A W 87 66
J 16	Wake Forest	3	-	H W 92 63
J 18	North Carolina	3	1	A L 92 95
J 21	Georgia Tech	2	4	A L 80 87
J 25	Maryland	2	-	H W 80 68
J 27	Harvard	2	-	H W 89 52
J 29	Clemson	5	-	H W 89 78
F 1	Wake Forest	5	-	A1 W 68 58
F 6	Virginia	4	-	A W 77 65
F 9	Georgia Tech	4	2	H W 75 59
F 11	Stetson	2	-	A W 85 66
F 15	NC State	2	17	A W 72 70
F 16	Notre Dame	2	14	H W 75 74
F 19	Miami	2	-	H W 104 82
F 22	Oklahoma	2	10	H W 93 84
F 26	Clemson	1	-	A W 77 69
M 2	North Carolina	1	3	H W 82 74
M 7	Wake Forest	1	-	N3 W 68 60
M 8	Virginia	1	-	N3 W 75 70
M 9	Georgia Tech	1	6	N3 W 68 67
M 13	Mississippi Valley State	1	-	N4 W 85 78
M 15	Old Dominion	1	-	N4 W 89 61
M 21	DePaul	1	-	N5 W 74 67
M 23	Navy	1	17	N5 W 71 50
M 29	Kansas	1	2	N6 W 71 67
M 31	Louisville	1	7	N6 L 69 72

N1 - Preseason NIT, The Summit, Houston, Texas
N2 - Preseason NIT, Madison Square Garden, New York, N.Y.
A1 - Greensboro Coliseum, Greensboro, N.C.
N3 - ACC Tournament, Greensboro Coliseum, Greensboro, N.C.
N4 - NCAA Tournament, Greensboro Coliseum, Greensboro, N.C.
N5 - NCAA Tournament, Brendan Byrne Arena, East Rutherford, N.J.
N6 - NCAA Final Four, Reunion Arena, Dallas, Texas

1986-87

Record: 24-9 ACC: 9-5 (3rd)
Head Coach: Mike Krzyzewski

Date	Opponent	Rank	Site	Result
N 28	BYU-Hawaii		A1	W 85 68
N 29	Illinois	-	14	N1 L 62 69
D 3	East Carolina			H W 103 65
D 6	Vanderbilt			H W 78 66
D 8	Davidson			H W 95 65
D 13	Alabama	-	18	N2 W 76 67
D 22	Miami			A W 74 67
D 29	Appalachian State			H W 80 50
D 30	Northwestern	20	-	H W 106 55
J 3	Virginia	20	-	A W 70 63
J 5	William & Mary	20	-	H W 82 46
J 7	St. Joseph's	17	-	H W 93 83
J 10	North Carolina	17	3	H L 77 85
J 14	Maryland	14	-	A W 85 61
J 17	Wake Forest	14	-	H W 69 49
J 21	NC State	12	20	A L 74 87
J 24	Clemson	10T	12 10	A W 105 103
J 26	Cornell	12	-	H W 85 59
J 29	Georgia Tech	13	-	A L 66 75
J 31	Wake Forest	10T	13	- A2 W 62 60
F 2	Stetson	13	-	H W 62 59
F 4	Virginia	16	-	H W 75 61
F 7	Maryland	16	-	H W 76 67
F 10	Harvard	15	-	A W 98 86
F 15	Notre Dame	10T	15	- A L 66 70
F 19	NC State	17	-	H W 66 50
F 21	Georgia Tech	17	-	H L 72 79

F 26	North Carolina	17	2	A L 71 77
F 28	Clemson	17	13	H W 65 59
M 6	NC State	10T	14	- N3 L 64 71
M 12	Texas A&M	17	-	N4 W 58 51
M 14	Xavier	17	-	N4 W 65 60
M 20	Indiana	17	3	N5 L 82 88

A1 - BYU-Hawaii Thanksgiving Classic, Cannon Activities Center, Laie, Hawaii
N1 - BYU-Hawaii Thanksgiving Classic, Cannon Activities Center, Laie, Hawaii
N2 - Brendan Byrne Arena, East Rutherford, N.J.
A2 - Greensboro Coliseum, Greensboro, N.C.
N3 - ACC Tournament, Capital Centre, Landover, Md.
N4 - NCAA Tournament, Hoosier Dome, Indianapolis, Ind.
N5 - NCAA Tournament, The Crown, Cincinnati, Ohio

1987-88

Record: 28-7 ACC: 9-5 (3rd)
Head Coach: Mike Krzyzewski

Date	Opponent	Rank	Site	Result
N 28	Appalachian State	15	-	H W 110 74
N 30	East Carolina	15	-	H W 94 45
D 3	Northwestern	13	-	A W 79 57
D 9	Davidson	10	-	A W 105 71
D 21	Harvard	10	-	H W 121 62
D 29	Florida	9	8	N1 W 93 70
D 30	Arizona	9	1	A1 L 85 91
J 4	William & Mary	9	-	H W 101 70
J 6	Miami	9	-	H W 107 69
J 9	Virginia	9	-	A W 77 59
J 14	Saint Louis	7	-	H W 69 53
J 16	Maryland	7	-	H L 69 72
J 21	North Carolina	9	2	A W 70 69
J 23	Wake Forest	9	-	A2 W 103 70
J 25	Stetson	9	-	A W 81 78
F 1	Clemson	5	-	H W 101 63
F 3	Georgia Tech	4	-	H W 78 65
F 6	NC State	4	-	H L 74 77
F 7	Notre Dame	4	-	H W 70 61
F 11	Wake Forest	8	-	H W 98 67
F 13	Maryland	8	-	A W 90 83
F 17	Virginia	6	-	H W 73 54
F 20	Kansas	10T	6	- A W 74 70
F 24	NC State	5	18	A L 78 89
F 28	Georgia Tech	5	20	A L 87 91
M 2	Clemson	9	-	A L 77 79
M 6	North Carolina	9	6	H W 96 81
M 11	Virginia	8	-	N2 W 60 48
M 12	NC State	8	11	N2 W 73 71
M 13	North Carolina	8	9	N2 W 65 61
M 17	Boston	5	-	N3 W 85 69
M 19	SMU	5	-	N3 W 94 79
M 24	Rhode Island	5	-	N4 W 73 72
M 26	Temple	5	1	N4 W 63 53
A 2	Kansas	5	-	N5 L 59 66

N1 - Fiesta Bowl Classic, McKale Center, Tucson, Ariz.
A1 - Fiesta Bowl Classic, McKale Center, Tucson, Ariz.
A2 - Greensboro Coliseum, Greensboro, N.C.
N2 - ACC Tournament, Greensboro Coliseum, Greensboro, N.C.
N3 - NCAA Tournament, Dean E. Smith Center, Chapel Hill, N.C.
N4 - NCAA Tournament, Brendan Byrne Arena, East Rutherford, N.J.
N5 - NCAA Final Four, Kemper Arena, Kansas City, Mo.

1988-89

Record: 28-8 ACC: 9-5 (T2nd)
Head Coach: Mike Krzyzewski

Date	Opponent	Rank	Site	Result
N 19	Kentucky	1	-	N1 W 80 55
N 26	The Citadel	1	-	H W 93 52
N 30	East Carolina	1	-	H W 95 46
D 3	Northwestern	1	-	H W 86 62
D 5	Stetson	1	-	H W 90 62
D 10	Miami	1	-	A W 117 102
D 21	Wake Forest	1	-	H W 94 88
D 29	Cornell	1	-	H W 94 59
J 3	Washington	1	-	A W 87 61
J 5	Davidson	1	-	H W 101 53
J 7	Virginia	1	-	A W 84 76
J 11	William & Mary	1	-	H W 100 38
J 14	Maryland	1	-	A W 82 72
J 18	North Carolina	1	13	H L 71 91
J 21	Wake Forest	1	-	A1 L 71 75
J 26	NC State	8	15	A L 73 88
J 29	Clemson	8	-	H W 92 62
F 2	Georgia Tech	12	-	A L 76 81
F 5	Notre Dame	12	-	A W 102 80
F 8	Virginia	14	-	H W 85 66
F 11	Maryland	14	-	H W 86 60
F 14	Harvard	11	-	A W 98 59
F 18	Kansas	11	-	H W 102 77
F 20	Georgia Tech	11	-	H W 91 66
F 23	NC State	9	17	H W 86 65
F 26	Arizona	9	2	N2 L 75 77
M 1	Clemson	9	-	A L 74 79

2018-19 DUKE MEN'S BASKETBALL

MEDIA GUIDE

M 5	North Carolina	9	5	A	W	88	86
M 10	Wake Forest	7	-	N3	W	88	64
M 11	Virginia	7	-	N3	W	69	58
M 12	North Carolina	7	9	N3	L	74	77
M 16	South Carolina State	9	-	N4	W	90	69
M 18	West Virginia	9	17	N4	W	70	63
M 24	Minnesota	9	-	N5	W	87	70
M 26	Georgetown	9	2	N5	W	85	77
A 1	Seton Hall	9	11	N6	L	78	95

N1 - Tipoff Classic, Springfield Civic Center, Springfield, Mass.

A1 - Greensboro Coliseum, Greensboro, N.C.

N2 - Brendan Byrne Arena, East Rutherford, N.J.

N3 - ACC Tournament, The Omni, Atlanta, Ga.

N4 - NCAA Tournament, Greensboro Coliseum, Greensboro, N.C.

N5 - NCAA Tournament, Brendan Byrne Arena, East Rutherford, N.J.

N6 - NCAA Final Four, Kingdome, Seattle, Wash.

1989-90

Record: 29-9 ACC: 9-5 (2nd)

Head Coach: Mike Krzyzewski

► NCAA Final Four

Date	Opponent	Rank	Site	Result	
N 25	Harvard	10	-	H W 130 54	
N 29	Canisius	7	-	H W 102 66	
D 2	Northwestern	7	-	A W 103 77	
D 6	Syracuse	6	1	N1 L 76 78	
D 9	Michigan	10T	6	8 A L 108 113	
D 21	Davidson	12	-	A W 89 44	
D 23	Washington	12	-	H W 74 64	
D 28	Drake	13	-	N2 W 101 77	
D 29	Cincinnati	13	-	N2 W 95 83	
D 30	Hawaii	13	-	A1 W 87 75	
J 3	The Citadel	13	-	H W 108 69	
J 6	Virginia	13	-	H W 76 68	
J 11	Georgia Tech	10	9	A W 96 91	
J 13	Maryland	10	-	H W 91 80	
J 17	North Carolina	8	-	A L 60 79	
J 20	Wake Forest	8	-	A W 97 69	
J 22	William & Mary	8	-	A W 109 76	
J 24	NC State	10T	8	-	H W 85 82
J 28	Georgia Tech	8	13	H W 88 86	
J 31	Clemson	5	-	H W 94 80	
F 4	Notre Dame	5	-	H W 88 76	
F 8	Virginia	4	-	A L 69 72	
F 10	Maryland	10T	4	-	A W 114 111
F 12	Stetson	4	-	A W 102 67	
F 14	East Carolina	6	-	H W 84 51	
F 18	Wake Forest	6	-	H W 71 56	
F 21	NC State	3	-	A L 71 76	
F 25	Arizona	3	21	H W 78 76	
F 28	Clemson	5	20	A L 93 97	
M 4	North Carolina	5	-	H L 75 87	
M 9	Maryland	12	-	N3 W 104 84	
M 10	Georgia Tech	12	14	N3 L 72 83	
M 16	Richmond	15	-	N4 W 81 46	
M 18	St. John's	15	-	N4 W 76 72	
M 22	UCLA	15	-	N5 W 90 81	
M 24	Connecticut	10T	15	3 N5 W 79 78	
M 31	Arkansas	15	7	N6 W 97 83	
A 2	UNLV	15	2	N6 L 73 103	

N1 - ACC/Big East Challenge, Greensboro Coliseum, Greensboro, N.C.

N2 - Rainbow Classic, Neil S. Blaisdell Center, Honolulu, Hawaii

A1 - Rainbow Classic, Neil S. Blaisdell Center, Honolulu, Hawaii

N3 - ACC Tournament, Charlotte Coliseum, Charlotte, N.C.

N4 - NCAA Tournament, The Omni, Atlanta, Ga.

N5 - NCAA Tournament, Brendan Byrne Arena, East Rutherford, N.J.

N6 - NCAA Final Four, McNichols Arena, Denver, Colo.

1990-91

Record: 32-7 ACC: 11-3 (1st)

Head Coach: Mike Krzyzewski

► NCAA Champions

Date	Opponent	Rank	Site	Result
N 14	Marquette	6	-	H1 W 87 74
N 16	Boston College	6	-	H1 W 100 76
N 21	Arkansas	6	2	N1 L 88 98
N 23	Notre Dame	6	-	N1 W 85 77
N 26	East Carolina	6	-	H W 125 82
D 1	Charlotte	8	-	H W 111 94
D 5	Georgetown	5	6	A1 L 74 79
D 8	Michigan	5	-	H W 75 68
D 19	Harvard	9	-	A W 103 61
D 22	Oklahoma	9	11	A W 90 85
D 29	Lehigh	8	-	H W 97 67
J 2	Boston	8	-	H W 109 55
J 5	Virginia	8	18	A L 64 81
J 9	Georgia Tech	14	24	H W 98 57
J 12	Maryland	14	-	A W 94 78
J 14	Wake Forest	14	-	H W 89 67
J 16	The Citadel	12	-	A W 83 50
J 19	North Carolina	12	5	H W 74 60
J 23	NC State	9	-	A L 89 95
J 26	Clemson	9	-	A W 99 70
J 30	Georgia Tech	7	23	A W 77 75
F 2	Notre Dame	7	-	A W 90 77

F 7	Virginia	6	11	H	W	86	74
F 9	Maryland	6	-	H	W	101	81
F 10	Louisiana State	6	19	H	W	88	70
F 13	Davidson	5	-	H	W	74	39
F 16	Wake Forest	5	-	A	L	77	86
F 20	NC State	7	-	H	W	72	65
F 24	Arizona	20T	7	9	A	L	96 103
F 27	Clemson	8	-	H	W	79	62
M 3	North Carolina	8	4	A	W	83	77
M 9	NC State	6	-	N2	W	93	72
M 10	North Carolina	6	7	N2	L	74	96
M 14	Louisiana-Monroe	6	-	N3	W	102	73
M 16	Iowa	6	-	N3	W	85	70
M 22	Connecticut	6	-	N4	W	81	67
M 24	St. John's	6	20	N4	W	78	61
M 30	UNLV	6	1	N5	W	79	77
A 1	Kansas	6	12	N5	W	72	65

H1 - Preseason NIT, Cameron Indoor Stadium, Durham, N.C.

N1 - Preseason NIT, Madison Square Garden, New York, N.Y.

A1 - ACC/Big East Challenge, Capital Centre, Landover, Md.

N2 - ACC Tournament, Charlotte Coliseum, Charlotte, N.C.

N3 - NCAA Tournament, Metrodome, Minneapolis, Minn.

N4 - NCAA Tournament, Pontiac Silverdome, Pontiac, Mich.

N5 - NCAA Final Four, RCA Dome, Indianapolis, Ind.

1991-92

Record: 34-2 ACC: 14-2 (1st)

Head Coach: Mike Krzyzewski

► ACC Champions

► NCAA Champions

Date	Opponent	Rank	Site	Result
N 25	East Carolina	1	-	H W 103 75
N 30	Harvard	1	-	H W 118 65
D 5	St. John's	1	7	N1 W 91 81
D 7	Canisius	1	-	A1 W 96 60
D 14	Michigan	10T	1	18 A W 88 85
D 30	William & Mary	1	-	H W 97 61
J 2	Virginia	1	-	A W 68 62
J 6	Florida State	1	-	H W 86 70
J 8	Maryland	1	-	A W 83 66
J 11	Georgia Tech	1	14	H W 97 84
J 15	NC State	1	-	H W 110 75
J 18	Charlotte	1	18	H W 104 82
J 21	Boston	1	-	A W 95 85
J 25	Wake Forest	1	-	H W 84 68
J 27	Clemson	1	-	H W 112 73
J 30	Florida State	1	23	A W 75 62
F 1	Notre Dame	1	-	H W 100 71
F 5	North Carolina	1	9	A L 73 75
F 8	Louisiana State	1	22	A W 77 67
F 12	Georgia Tech	1	-	A W 71 62
F 16	NC State	1	-	A W 71 63
F 20	Maryland	1	-	H W 91 89
F 23	Wake Forest	1	-	A L 68 72
F 26	Virginia	1	-	H W 76 67
M 1	UCLA	1	4	A W 75 65
M 4	Clemson	1	-	A W 98 97
M 8	North Carolina	1	16	H W 89 77
M 13	Maryland	1	-	N2 W 94 87
M 14	Georgia Tech	1	-	N2 W 89 76
M 15	North Carolina	1	20	N2 W 94 74
M 19	Campbell	1	-	N3 W 82 56
M 21	Iowa	1	-	N3 W 75 62
M 26	Seton Hall	1	19	N4 W 81 69
M 28	Kentucky	10T	1	6 N4 W 104 103
A 4	Indiana	1	5	N5 W 81 78
A 6	Michigan	1	15	N5 W 71 51

N1 - ACC/Big East Challenge, Greensboro Coliseum, Greensboro, N.C.

A1 - Memorial Auditorium, Buffalo, N.Y.

N2 - ACC Tournament, Charlotte Coliseum, Charlotte, N.C.

N3 - NCAA Tournament, Greensboro Col., Greensboro, N.C.

N4 - NCAA Tournament, The Spectrum, Philadelphia, Pa.

N5 - NCAA Final Four - Metrodome, Minneapolis, Minn.

1992-93

Record: 24-8 ACC: 10-6 (T3rd)

Head Coach: Mike Krzyzewski

Date	Opponent	Rank	Site	Result	
D 1	Canisius	4	-	H W 110 62	
D 5	Michigan	4	1	H W 79 68	
D 7	Northeastern	1	-	H W 103 72	
D 12	Rutgers	1	-	N1 W 88 79	
D 21	DePaul	1	-	N2 W 89 73	
D 22	Louisiana State	1	-	N2 W 96 67	
D 23	Brigham Young	1	-	N2 W 89 66	
D 30	Boston	1	-	H W 106 62	
J 4	Oklahoma	10T	1	11 H W 88 84	
J 6	Clemson	1	-	H W 110 67	
J 10	Georgia Tech	1	10	A L 79 80	
J 13	Wake Forest	3	-	A W 86 59	
J 16	Iowa	3	13	H W 65 56	
J 17	Virginia	3	14	H L 69 77	
J 21	NC State	6	-	H W 92 56	
J 24	Florida State	10T	6	-	A L 88 89
J 26	San Francisco	7	-	H W 117 73	

J 30	Maryland	7	-	A	W	78	62
F 3	North Carolina	5	6	H	W	81	67
F 6	Notre Dame	5	-	A	W	67	50
F 8	Clemson	3	-	A	W	93	84
F 10	Georgia Tech	3	-	H	W	73	63
F 13	Wake Forest	3	9	H	L	86	98
F 18	Virginia	7	23	A	L	55	58
F 21	NC State	7	-	A	W	91	82
F 24	Florida State	9	6	H	W	98	75
F 28	UCLA	9	-	H	W	78	67
M 3	Maryland	6	-	H	W	95	79
M 7	North Carolina	6	1	A	L	69	83
M 12	Georgia Tech	8	-	N3	L	66	69
M 18	Southern Illinois	10	-	N4	W	105	70
M 20	California	10	-	N4	L	77	82

N1 - Continental Airlines Arena, East Rutherford, N.J.

N2 - Maui Invitational, Lahaina Civic Center, Lahaina, Hawaii.

N3 - ACC Tournament, Charlotte Coliseum, Charlotte, N.C.

N4 - NCAA Tournament, Rosemont Horizon, Chicago, Ill.

1993-94

Record: 28-6 ACC: 12-4 (1st)

Head Coach: Mike Krzyzewski

► NCAA Final Four

Date	Opponent	Rank	Site	Result
N 27	Northeastern	4	-	H W 86 72
D 1	The Citadel	6	-	H W 78 63
D 4	Xavier	6	-	H W 82 60
D 6	South Carolina State	4	-	H W 97 61
D 11	Michigan	4	3	A W 73 63
D 22	Iowa	3	-	A W 79 76
D 30	Western Carolina	3	-	H W 87 67
J 5	Clemson	3	-	A W 71 65
J 8	Georgia Tech	3	12	H W 88 71
J 10	Brown	2	-	H W 89 71
J 13	Wake Forest	2	-	H L 68 69
J 15	Virginia	2	-	A W 66 58
J 20	NC State	5	-	A W 92 65
J 22	Florida State	5	-	H W 106 79
J 26	Notre Dame	2	-	H W 74 72
J 29	Maryland	2	18	H W 75 62
F 3	North Carolina	1	2	A L 78 89
F 5	Clemson	1	-	H W 78 74
F 8	Georgia Tech	2	-	A W 66 63
F 13	Wake Forest	2	-	A L 69 78
F 16	Virginia	6	-	H W 84 54
F 20	NC State	6	-	H W 85 58
F 23	Florida State	2	-	A W 84 72
F 27	Temple	2	8	H W 59 47
M 2	Maryland	2	-	A W 73 69
M 5	North Carolina	2	5	H L 77 87
M 11	Clemson	5	-	N1 W 77 64
M 12	Virginia	5	-	N1 L 61 66
M 18	Texas Southern	6	-	N2 W 82 70
M 20	Michigan State	6	-	N2 W 85 74
M 24	Marquette	6	21	N3 W 59 49
M 26	Purdue	6	3	N3 W 69 60
A 2	Florida	6	14	N4 W 70 65
A 4	Arkansas	6	2	N4 L 72 76

N1 - ACC Tournament, Charlotte Coliseum, Charlotte, N.C.

N2 - NCAA Tournament, Thunderdome, St. Petersburg, Fla.

N3 - NCAA Tournament, Thompson-Boling Arena, Knoxville, Tenn.

N4 - NCAA Final Four, Charlotte Coliseum, Charlotte, N.C.

MEDIA GUIDE

2018-19 DUKE MEN'S BASKETBALL

1994-95

Record: 13-18 ACC: 2-14 (9th)

Head Coach: Mike Krzyzewski, Pete Gaudet*

Date	Opponent	Rank	Site	Result
N 25	Brown	8	- H	W 80 38
N 26	Northeastern	8	- H	W 93 70
N 29	Connecticut	6 16	N1 L	86 90
D 3	Illinois	6	- N2	W 70 65
D 6	George Washington	9	- H	W 103 73
D 10	Michigan	9 23	H W	69 59
D 19	North Carolina A&T	9	- H	W 99 56
D 27	Iowa	7	- N3	L 71 81
D 29	Boston	7	- N3	W 73 54
D 30	Georgia Tech	7 17	N3 W	76 69
J 2	South Carolina State	7	- H	W 107 61
J 4	Clemson	11	- H	L 70 75
J 7	Georgia Tech	11 24	A L	68 75
J 11	Wake Forest	16 14	A L	64 74
J 14	Virginia	20T 16	- H	L 88 91
J 18	NC State	-	- H	L 60 77
J 21	Florida State	-	- A	L 75 78
J 24	Notre Dame	-	- A	W 87 74
J 28	Maryland	- 8	A L	72 74
F 2	North Carolina	20T - 2	H L	100 102
F 4	Clemson	-	- A	L 44 51
F 9	Georgia Tech	- 18	H W	77 70
F 11	Wake Forest	- 11	H L	61 62
F 15	Virginia	- 16	A L	58 64
F 18	NC State	-	- A	L 79 84
F 22	Florida State	-	- H	W 72 67
F 26	UCLA	- 2	A L	77 100
M 1	Maryland	- 6	H L	92 94
M 4	North Carolina	- 2	A L	86 99
M 9	NC State	-	- N4	W 83 70
M 10	Wake Forest	- 7	N4	L 70 87

N1 - Palace of Auburn Hills, Auburn Hills, Mich.
 N2 - United Center, Chicago, Ill.
 N3 - Rainbow Classic, Stan Sheriff Center, Honolulu, Hawaii.
 N4 - ACC Tournament, Greensboro Coliseum, Greensboro, N.C.

*Krzyzewski coached first 12 games before leaving team after back surgery and exhaustion. Gaudet coached final 19 games as interim head coach. Coaching records reflect this situation.

1995-96

Record: 18-13 ACC: 8-8 (T4th)

Head Coach: Mike Krzyzewski

Date	Opponent	Rank	Site	Result
N 23	Old Dominion	-	- N1	W 75 55
N 24	Indiana	- 23	N1 W	70 64
N 25	Iowa	- 10	N1 W	88 81
N 29	UNC Greensboro	12	- H	W 71 57
D 2	Illinois	12	- H	L 65 75
D 4	South Carolina State	18	- H	W 84 64
D 9	Michigan	18 22	A L	84 88
D 19	Delaware	21	- H	W 79 73
D 20	Western Carolina	21	- H	W 107 67
D 28	Monmouth	20	- H	W 69 53
D 30	Northeastern	20	- A	W 87 56
J 3	Clemson	19 22	A L	48 51
J 7	Georgia Tech	19	- H	L 81 86
J 10	Wake Forest	- 8	H L	54 57
J 13	Virginia	-	- A	L 66 77
J 18	NC State	-	- A	W 71 70
J 20	Florida State	-	- H	W 85 65
J 25	Temple	-	- A1	L 58 59
J 28	Maryland	-	- H	W 83 73
J 31	North Carolina	- 8	A L	72 73
F 3	Clemson	- 24	H W	83 53
F 7	Georgia Tech	10T -	- A	L 71 73
F 11	Wake Forest	- 9	A L	65 79
F 14	Virginia	-	- H	W 79 69
F 17	NC State	10T -	- H	W 79 76
F 22	Florida State	-	- A	W 93 87
F 25	UCLA	- 16	H W	85 66
F 28	Maryland	-	- A	W 77 75
M 3	North Carolina	- 19	H L	78 84
M 8	Maryland	-	- N2	L 69 82
M 14	Eastern Michigan	-	- N3	L 60 75

N1 - Great Alaska Shootout, Sullivan Arena, Anchorage, Alaska
 A1 - The Spectrum, Philadelphia, Pa.
 N2 - ACC Tournament, Greensboro Coliseum, Greensboro, N.C.
 N3 - NCAA Tournament, RCA Dome, Indianapolis, Ind.

1996-97

Record: 24-9 ACC: 12-4 (1st)

Head Coach: Mike Krzyzewski

Date	Opponent	Rank	Site	Result
N 20	St. Joseph's	10	- H1	W 89 60
N 22	Vanderbilt	10	- H1	W 86 57
N 27	Tulsa	6 22	N1 W	72 67
N 29	Indiana	6 20	N1 L	69 85
D 2	Lehigh	10	- H	W 103 51
D 5	Florida State	10T 10	- H	W 72 66
D 8	Michigan	10 7	H L	61 62

D 11	Davidson	14	- H	W 85 58
D 14	Villanova	14 4	A1 W	87 79
D 22	Army West Point	11	- H	W 100 38
D 30	Western Carolina	13	- H	W 104 54
J 2	South Carolina State	13	- H	W 104 54
J 5	Georgia Tech	13	- A	W 66 56
J 7	Clemson	10T 10 5	A L	82 86
J 11	Wake Forest	10 2	H L	69 81
J 13	Campbell	13	- H	W 84 59
J 15	UNC Greensboro	13	- A	W 87 49
J 18	Virginia	13	- H	W 78 59
J 21	NC State	10	- A	W 70 55
J 26	Maryland	10 7	A L	70 74
J 29	North Carolina	12 19	H W	80 73
F 2	Georgia Tech	12	- H	W 70 61
F 5	Wake Forest	8 2	A W	73 68
F 8	NC State	8	- H	W 80 51
F 11	Virginia	6	- A	W 62 61
F 15	Florida State	6	- A	W 89 79
F 18	Clemson	6 8	H W	84 77
F 23	UCLA	6 17	A L	69 73
F 27	Maryland	7 16	H W	81 69
M 2	North Carolina	7 8	A L	85 91
M 7	NC State	7	- N2	L 60 66
M 14	Murray State	8	- N3	W 71 68
M 16	Providence	8	- N3	L 87 98

H1 - Preseason NIT, Cameron Indoor Stadium, Durham, N.C.
 N1 - Preseason NIT, Madison Square Garden, New York, N.Y.
 A1 - CoreStates Center, Philadelphia, Pa.
 N2 - ACC Tournament, Greensboro Coliseum, Greensboro, N.C.
 N3 - NCAA Tournament, Charlotte Coliseum, Charlotte, N.C.

1997-98

Record: 32-4 ACC: 15-1 (1st)

Head Coach: Mike Krzyzewski

► NCAA Elite Eight

Date	Opponent	Rank	Site	Result
N 16	Army West Point	3	- A	W 78 45
N 20	Davidson	3	- H	W 100 65
N 24	Chaminade	3	- N1	W 106 70
N 25	Missouri	3	- N1	W 82 59
N 26	Arizona	3 1	N1 W	95 87
D 1	South Carolina State	1	- H	W 98 40
D 3	UNC Greensboro	1	- H	W 93 37
D 6	Virginia	1	- H	W 103 59
D 10	Villanova	1	- H	W 94 66
D 13	Michigan	1	- A	L 73 81
D 21	Mercer	3	- H	W 126 64
D 30	Portland State	3	- H	W 89 39
J 3	Maryland	3 20	A W	104 72
J 7	NC State	2	- H	W 64 50
J 10	Florida State	2 13	A W	75 63
J 14	Wake Forest	2	- A	W 88 52
J 17	Clemson	2	- H	W 81 80
J 20	North Carolina A&T	1	- N2	W 101 66
J 24	Virginia	1	- A	W 72 65
J 29	Maryland	1 23	H W	86 59
F 1	Georgia Tech	1	- H	W 90 69
F 5	North Carolina	1 2	A L	73 97
F 8	NC State	1	- A	W 65 49
F 10	Florida State	2	- H	W 86 72
F 14	Wake Forest	2	- H	W 78 47
F 18	Clemson	2	- A	W 70 66
F 22	UCLA	2 12	H W	120 84
F 25	Georgia Tech	1	- A	W 76 53
F 28	North Carolina	1 3	H W	77 75
M 5	Virginia	1	- N3	W 63 41
M 7	Clemson	1	- N3	W 66 64
M 8	North Carolina	1 4	N3 L	68 83
M 13	Radford	3	- N4	W 99 63
M 15	Oklahoma State	3	- N4	W 79 73
M 20	Syracuse	3 21	N5 W	80 67
M 22	Kentucky	3 5	N5 L	84 86

N1 - Maui Invitational, Lahaina Civic Center, Lahaina, Hawaii
 N2 - Greensboro Coliseum, Greensboro, N.C.
 N3 - ACC Tournament, Greensboro Coliseum, Greensboro, N.C.
 N4 - NCAA Tournament, Rupp Arena, Lexington, Ky.
 N5 - NCAA Tournament, Tropicana Field, St. Petersburg, Fla.

1998-99

Record: 37-2 ACC: 16-0 (1st)

Head Coach: Mike Krzyzewski

► ACC Champions

► NCAA Final Four

Date	Opponent	Rank	Site	Result
N 14	Fairfield	1	- H	W 98 66
N 17	Davidson	1	- N1	W 94 61
N 21	South Carolina State	1	- H	W 120 56
N 26	Notre Dame	1	- N2	W 111 82
N 27	Fresno State	1	- N2	W 93 82
N 28	Cincinnati	1 15	N2 L	75 77
D 2	Michigan State	4 9	N3 W	73 67
D 5	NC State	4	- H	W 89 69
D 9	Florida	3	- H	W 116 86
D 12	Michigan	3	- H	W 108 64

D 20	North Carolina A&T	2	- H	W 88 53
D 22	Kentucky	2 3	N4 W	71 60
D 30	UNC Greensboro	2	- H	W 104 58
J 3	Maryland	2 4	A W	82 64
J 6	Georgia Tech	2	- H	W 99 58
J 10	Virginia	2	- H	W 115 69
J 13	Wake Forest	2	- A	W 82 72
J 16	Florida State	2	- H	W 98 73
J 20	Clemson	2	- A	W 82 60
J 24	St. John's	10T 2 8	A1 W	92 88
J 27	North Carolina	2 10	H W	89 77
J 30	NC State	2	- A	W 80 61
F 3	Maryland	2 7	H W	95 77
F 6	Georgia Tech	2	- A	W 87 79
F 11	Virginia	1	- A	W 100 54
F 13	Wake Forest	1	- H	W 102 71
F 17	Florida State	1	- A	W 85 59
F 20	Clemson	1	- H	W 92 65
F 24	DePaul	1	- A	W 96 64
F 27	North Carolina	1 14	A W	81 61
M 4	Virginia	1	- N5	W 104 67
M 6	NC State	1	- N5	W 83 68
M 7	North Carolina	1 15	N5 W	96 73
M 12	Florida A&M	1	- N6	W 99 58
M 14	Tulsa	1	- N6	W 97 56
M 19	Missouri State	1	- N7	W 78 61
M 21	Temple	1	- N7	W 85 64
M 27	Michigan State	1 2	N8 W	68 62
M 29	Connecticut	1 3	N8 L	74 77

N1 - Charlotte Coliseum, Charlotte, N.C.
 N2 - Great Alaska Shootout, Sullivan Arena, Anchorage, Alaska
 N3 - Great Eight, United Center, Chicago, Ill.
 N4 - Jimmy V Classic, Continental Airlines Arena, East Rutherford, N.J.
 A1 - Madison Square Garden, New York, N.Y.
 N5 - ACC Tournament, Charlotte Coliseum, Charlotte, N.C.
 N6 - NCAA Tournament, Charlotte Coliseum, Charlotte, N.C.
 N7 - NCAA Tournament, Continental Airlines Arena, East Rutherford, N.J.
 N8 - NCAA Final Four, Tropicana Field, St. Petersburg, Fla.

1999-00

Record: 29-5 ACC: 15-1 (1st)

Head Coach: Mike Krzyzewski

► ACC Champions

► NCAA Sweet 16

Date	Opponent	Rank	Site	Result
N 11	Stanford	10T 10 13	N1 L	79 80
N 12	Connecticut	10 1	N1 L	66 71
N 20	Army West Point	18	- H	W 100 42
N 23	Columbia	16	- H	W 99 52
N 27	Southern California	16	- N2	W 81 68
N 30	Illinois	17 16	N3 W	72 69
D 4	DePaul	10T 17 22	H W	84 83
D 11	Michigan	14	- A	W 104 97
D 19	North Carolina A&T	11	- H	W 101 60
D 21	Davidson	10	- H	W 109 65
J 2	William & Mary	9	- H	W 96 55
J 5	Virginia	10T 8	- A	W 109 100
J 9	Maryland	8 12	A W	80 70
J 12	Georgia Tech	6	- H	W 82 57
J 16	Florida State	6	- A	W 85 54
J 19	NC State	10T 5	- H	W 92 88
J 22	Wake Forest	5	- A	W 75 61
J 29	Clemson	3	- H	W 93 59
F 3	North Carolina	10T 3	- A	W 90 86
F 5	Virginia	3	- H	W 106 86
F 9	Maryland	3 23	H L	87 98
F 12	Georgia Tech	3	- A	W 84 65
F 16	Florida State	3	- H	W 101 68
F 19	NC State	3	- A	W 71 66
F 22	Wake Forest	2	- H	W 96 78
F 26	St. John's	2	- H	L 82 83
M 1	Clemson	4	- A	W 92 78
M 4	North Carolina	4	- H	W 90 76
M 9	Clemson	3	- N4	W 94 63
M 11	Wake Forest	3	- N4	W 82 73
M 12	Maryland	3 20	N4 W	81 68
M 17	Lamar	1	- N5	W 82 55
M 19	Kansas	1	- N5	W 69 64
M 24	Florida	1 11	N6 L	78 87

N1 - Coaches vs. Cancer Classic, Madison Sq. Garden, New York, N.Y.
 N2 - Wooden Classic, Arrowhead Pond, Anaheim, Calif.
 N3 - ACC/Big 10 Challenge, United Center, Chicago, Ill.
 N4 - ACC Tournament, Charlotte Coliseum, Charlotte, N.C.
 N5 - NCAA Tournament, LVJW Coliseum, Winston-Salem, N.C.
 N6 - NCAA Tournament, Carrier Dome, Syracuse, N.Y.

2000-01

Record: 35-4 ACC: 13-3 (T1st)

Head Coach: Mike Krzyzewski

► ACC Champions

► NCAA Champions

Date	Opponent	Rank	Site	Result
N 14	Princeton	2	- H	W 87 50
N 17	Villanova	2	- H	W 98 85
N 22	Texas	2	- N1	W 95 69

2018-19 DUKE MEN'S BASKETBALL

MEDIA GUIDE

N 24	Temple	2	-	N1	W	63	61	
N 25	Army West Point	2	-	H	W	91	48	
N 28	Illinois	1	9	N2	W	78	77	
D 2	Temple	1	17	A	W	93	68	
D 5	Davidson	1	-	H	W	102	60	
D 9	Michigan	1	-	H	W	104	61	
D 19	Portland	1	-	N3	W	97	64	
D 21	Stanford	1	3	N4	L	83	84	
D 30	North Carolina A&T	3	-	H	W	108	73	
J 4	Florida State	3	-	A	W	99	72	
J 7	Clemson	3	-	H	W	115	74	
J 10	NC State	2	-	A	W	84	78	
J 13	Virginia	2	10	H	W	103	61	
J 16	Boston College	2	25	H	W	97	75	
J 20	Georgia Tech	2	-	A	W	98	77	
J 24	Wake Forest	2	9	H	W	85	62	
J 27	Maryland	10T	2	8	A	W	98	96
F 1	North Carolina	2	4	H	L	83	85	
F 4	Florida State	2	-	H	W	100	58	
F 7	Clemson	3	-	A	W	81	64	
F 11	NC State	3	-	H	W	101	75	
F 14	Virginia	3	12	A	L	89	91	
F 18	St. John's	3	-	A1	W	91	59	
F 21	Georgia Tech	4	-	H	W	98	54	
F 24	Wake Forest	4	24	A	W	82	80	
F 27	Maryland	2	16	H	L	80	91	
M 4	North Carolina	2	4	A	W	95	81	
M 9	NC State	3	-	N5	W	76	61	
M 10	Maryland	3	11	N5	W	84	82	
M 11	North Carolina	3	6	N5	W	79	53	
M 15	Monmouth	1	-	N6	W	95	52	
M 17	Missouri	1	-	N6	W	94	81	
M 22	UCLA	1	15	N7	W	76	63	
M 24	Southern California	1	-	N7	W	79	69	
M 31	Maryland	1	11	N8	W	95	84	
A 2	Arizona	1	5	N8	W	82	72	

N1 - Preseason NIT, Madison Square Garden, New York, NY.
 N2 - ACC/Big Ten Challenge, Greensboro Coliseum, Greensboro, N.C.
 N3 - Rose Garden, Portland, Ore.
 N4 - The Coliseum in Oakland, Oakland, Calif.
 A1 - Madison Square Garden, New York, NY.
 N5 - ACC Tournament, Georgia Dome, Atlanta, Ga.
 N6 - NCAA Tournament, Greensboro Coliseum, Greensboro, N.C.
 N7 - NCAA Tournament, Wachovia Center, Philadelphia, Pa.
 N8 - NCAA Final Four, Metrolome, Minneapolis, Minn.

2001-02

Record: 31-4 ACC: 13-3 (2nd)

Head Coach: Mike Krzyzewski

- ▶ ACC Champions
- ▶ NCAA Sweet 16

Date	Opponent	Rank	Site	Result
N 19	Seton Hall	1	-	N1 W 80 79
N 20	South Carolina	1	-	N1 W 81 56
N 21	Ball State	1	-	N1 W 83 71
N 25	Portland	1	-	H W 104 62
N 27	Iowa	1	7	N2 W 80 62
D 2	Clemson	1	-	H W 96 80
D 5	Temple	1	-	H W 82 57
D 8	Michigan	1	-	A W 104 83
D 16	North Carolina A&T	1	-	H W 93 51
D 18	Kentucky	10T	1	7 N3 W 95 92
D 29	San Diego State	1	-	H W 92 79
J 2	Davidson	1	-	N4 W 106 71
J 6	Florida State	1	-	A L 76 77
J 10	Georgia Tech	2	-	H W 104 79
J 13	NC State	2	-	A W 76 57
J 17	Maryland	1	3	H W 99 78
J 19	Wake Forest	1	14	H W 103 80
J 24	Boston College	1	-	A W 88 78
J 27	Virginia	1	7	H W 94 81
J 31	North Carolina	1	-	A W 87 58
F 2	Clemson	1	-	A W 98 88
F 7	Florida State	1	-	H W 80 49
F 9	Georgia Tech	1	-	A W 95 63
F 14	NC State	1	24	H W 108 71
F 17	Maryland	1	3	A L 73 87
F 21	Wake Forest	3	20	A W 90 61
F 24	St. John's	3	-	H W 97 55
F 28	Virginia	3	-	A L 84 87
M 3	North Carolina	3	-	H W 93 68
M 8	North Carolina	3	-	N5 W 60 48
M 9	Wake Forest	3	-	N5 W 79 64
M 10	NC State	3	-	N5 W 91 61
M 14	Winthrop	1	-	N6 W 84 37
M 16	Notre Dame	1	-	N6 W 84 77
M 21	Indiana	1	-	N7 L 73 74

N1 - Maui Invitational, Lahaina Civic Center, Lahaina, Maui
 N2 - ACC/Big Ten Challenge, United Center, Chicago, Ill.
 N3 - Jimmy V. Classic, Continental Airlines Arena, East Rutherford, N.J.
 N4 - Charlotte Coliseum, Charlotte, N.C.
 N5 - ACC Tournament, Charlotte Coliseum, Charlotte, N.C.
 N6 - NCAA Tournament, BI-LO Center, Greenville, S.C.
 N7 - NCAA Tournament, Rupp Arena, Lexington, Ky.

2002-03

Record: 26-7 ACC: 11-5 (T2nd)

Head Coach: Mike Krzyzewski

- ▶ ACC Champions
- ▶ NCAA Sweet 16

Date	Opponent	Rank	Site	Result
N 23	Army West Point	6	-	H W 101 53
N 25	Davidson	6	-	H W 95 80
N 30	UCLA	6	14	N1 W 84 73
D 3	Ohio State	6	-	N2 W 91 76
D 7	Michigan	4	-	H W 81 59
D 17	North Carolina A&T	4	-	N3 W 91 57
D 29	Dayton	3	-	H W 85 74
J 2	Fairfield	3	-	H W 86 58
J 5	Clemson	3	-	A W 89 71
J 8	Georgetown	1	-	H W 93 86
J 12	Wake Forest	1	17	H W 74 55
J 15	Virginia	1	-	H W 104 93
J 18	Maryland	1	17	A L 72 87
J 22	NC State	3	-	A L 71 80
J 25	Georgia Tech	3	-	H W 91 71
J 30	Butler	5	-	H W 80 60
F 2	Florida State	5	-	A L 70 75
F 5	North Carolina	9	-	H W 83 74
F 9	Clemson	9	-	H W 65 55
F 13	Wake Forest	20T	8	15 A L 80 94
F 15	Virginia	8	-	A W 78 59
F 19	Maryland	8	13	H W 75 70
F 22	NC State	8	-	H W 79 68
F 26	Georgia Tech	6	-	A W 77 58
M 2	St. John's	6	-	A1 L 71 72
M 6	Florida State	10	-	H W 72 56
M 9	North Carolina	10	-	A L 79 82
M 14	Virginia	12	-	N4 W 83 76
M 15	North Carolina	12	-	N4 W 75 63
M 16	NC State	12	-	N4 W 84 77
M 20	Colorado State	7	-	N5 W 67 57
M 22	Central Michigan	7	-	N5 W 86 60
M 27	Kansas	7	6	N6 L 65 69

N1 - Wooden Tradition, Conseco Fieldhouse, Indianapolis, Ind.
 N2 - ACC/Big Ten Challenge, Greensboro Col., Greensboro, N.C.
 N3 - Greensboro Coliseum, Greensboro, N.C.
 A1 - Madison Square Garden, New York, NY.
 N4 - ACC Tournament, Greensboro Coliseum, Greensboro, N.C.
 N5 - NCAA Tournament, Huntsman Center, Salt Lake City, Utah
 N6 - NCAA Tournament, Arrowhead Pond, Anaheim, Calif.

2003-04

Record: 31-6 ACC: 13-3 (1st)

Head Coach: Mike Krzyzewski

- ▶ NCAA Final Four

Date	Opponent	Rank	Site	Result	
N 22	Detroit	2	-	H W 67 56	
N 27	Pacific	2	-	N1 W 82 69	
N 28	Liberty	2	-	N1 W 76 47	
N 29	Purdue	2	-	N1 L 68 78	
D 3	Michigan State	6	5	A1 W 72 50	
D 6	St. John's	6	-	H W 79 58	
D 14	Portland	4	-	H W 84 43	
D 17	Princeton	3	-	H W 69 51	
D 20	Texas	3	11	N2 W 89 61	
D 29	Davidson	3	-	H W 88 54	
D 3	Clemson	2	-	A W 73 54	
J 6	Fairfield	2	-	H W 99 58	
J 11	Virginia	2	-	A W 93 71	
J 15	NC State	2	-	H W 76 57	
J 17	Wake Forest	2	4	H W 84 72	
J 21	Maryland	1	-	A W 68 60	
J 24	Georgetown	1	-	A W 85 66	
J 29	Florida State	1	-	H W 56 49	
J 31	Georgia Tech	1	14	A W 82 74	
F 5	North Carolina	10T	1	17 A W 83 81	
F 8	Clemson	1	-	H W 81 55	
F 11	Virginia	1	-	H W 93 75	
F 15	NC State	1	21	A L 74 78	
F 18	Wake Forest	3	15	A L 84 90	
F 22	Maryland	3	-	H W 86 63	
F 26	Valparaiso	5	-	H W 97 63	
F 29	Florida State	5	-	A W 70 65	
M 3	Georgia Tech	3	19	H L 68 76	
M 6	North Carolina	3	14	H W 70 65	
M 12	Virginia	5	-	N3 W 84 74	
M 13	Georgia Tech	5	14	N3 W 85 71	
M 14	Maryland	10T	5	-	N3 L 87 95
M 18	Alabama State	6	-	N4 W 96 61	
M 20	Seton Hall	6	-	N4 W 90 62	
M 26	Illinois	6	13	N5 W 72 62	
M 28	Xavier	6	-	N5 W 66 63	
A 3	Connecticut	6	7	N6 L 78 79	

N1 - Great Alaska Shootout, Sullivan Arena, Anchorage, Alaska
 A1 - ACC/Big Ten Challenge
 N2 - Dreyfus Classic, Madison Square Garden, New York, NY.
 N3 - ACC Tournament, Greensboro Coliseum, Greensboro, N.C.
 N4 - NCAA Tournament, RBC Center, Raleigh, N.C.
 N5 - NCAA Tournament, Georgia Dome, Atlanta, Ga.
 N6 - NCAA Final Four, Alamodome, San Antonio, Texas

2004-05

Record: 27-6 ACC: 11-5 (3rd)

Head Coach: Mike Krzyzewski

- ▶ ACC Champions
- ▶ NCAA Sweet 16

Date	Opponent	Rank	Site	Result	
N 20	Tennessee-Martin	11	-	H W 88 46	
N 22	Davidson	11	-	N1 W 74 61	
N 27	UNC Greensboro	9	-	H W 98 44	
N 30	Michigan State	10	11	H1 W 81 74	
D 4	Valparaiso	10	-	N2 W 93 61	
D 12	Toledo	9	-	H W 82 54	
D 14	Illinois-Chicago	7	-	H W 88 55	
D 18	Oklahoma	7	-	N3 W 78 67	
J 2	Clemson	6	-	H W 62 54	
J 5	Princeton	5	-	H W 59 46	
J 8	Temple	5	-	H W 82 74	
J 13	NC State	5	-	A W 86 74	
J 16	Virginia	5	-	H W 80 66	
J 19	Miami	4	-	A W 92 83	
J 22	Florida State	4	-	A W 88 56	
J 26	Maryland	2	-	H L 66 75	
J 30	Virginia Tech	2	-	H W 100 65	
F 2	Wake Forest	4	7	A L 89 92	
F 5	Georgia Tech	4	25	H W 82 65	
F 9	North Carolina	7	2	H W 71 70	
F 12	Maryland	10T	7	-	A L 92 99
F 17	Virginia Tech	7	-	A L 65 67	
F 20	Wake Forest	7	5	H W 102 92	
F 23	Georgia Tech	7	-	A W 60 56	
F 26	St. John's	7	-	A1 W 58 47	
M 3	Miami	6	-	H W 83 59	
M 6	North Carolina	6	2	A L 73 75	
M 11	Virginia	5	-	N4 W 76 64	
M 12	NC State	5	-	N4 W 76 69	
M 13	Georgia Tech	5	-	N4 W 69 64	
M 18	Delaware State	3	-	N5 W 57 46	
M 20	Mississippi State	3	-	N5 W 63 55	
M 25	Michigan State	3	15	N6 L 68 78	

N1 - Charlotte Coliseum, Charlotte, N.C.
 H1 - ACC/Big Ten Challenge
 N2 - United Center, Chicago, Ill.
 N3 - Dreyfus Classic, Madison Square Garden, New York, NY.
 A1 - Madison Square Garden, New York, NY.
 N4 - ACC Tournament, MCI Center, Washington, D.C.
 N5 - NCAA Tournament, Charlotte Coliseum, Charlotte, N.C.
 N6 - NCAA Tournament, Erwin Center, Austin, Texas

2005-06

Record: 32-4 ACC: 14-2 (1st)

Head Coach: Mike Krzyzewski

- ▶ ACC Champions
- ▶ NCAA Sweet 16

Date	Opponent	Rank	Site	Result	
N 14	Boston	1	-	H1 W 64 47	
N 16	Seton Hall	1	-	H1 W 93 40	
N 19	Davidson	1	-	H W 84 55	
N 23	Drexel	1	-	N1 W 78 68	
N 25	Memphis	1	11	N1 W 70 67	
N 30	Indiana	1	17	A1 W 75 67	
D 4	Virginia Tech	1	-	H W 77 75	
D 7	Pennsylvania	1	-	H W 72 59	
D 10	Texas	1	2	N2 W 97 66	
D 18	Valparaiso	1	-	H W 104 77	
D 21	St. John's	1	-	H W 70 57	
D 31	UNC Greensboro	1	-	N3 W 102 69	
J 2	Bucknell	1	-	H W 84 50	
J 8	Wake Forest	1	23	A W 82 64	
J 11	Maryland	1	23	H W 76 52	
J 14	Clemson	1	-	A W 87 77	
J 18	NC State	1	14	H W 81 68	
J 21	Georgetown	1	-	A L 84 87	
J 26	Virginia Tech	2	-	A W 80 67	
J 28	Virginia	2	-	H W 82 63	
F 1	Boston College	2	15	A W 83 81	
F 4	Florida State	10T	2	-	H W 97 96
F 7	North Carolina	2	23	A W 87 83	
F 11	Maryland	2	-	A W 96 88	
F 14	Wake Forest	2	-	H W 93 70	
F 19	Miami	2	-	H W 92 71	
F 22	Georgia Tech	1	-	A W 73 66	
F 25	Temple	1	-	A W 74 66	
M 1	Florida State	1	-	A L 74 79	
M 4	North Carolina	1	13	H L 76 83	

MEDIA GUIDE

M 10	Miami	3	-	N4	W	80	76
M 11	Wake Forest	3	-	N4	W	78	66
M 12	Boston College	3	11	N4	W	78	76
M 16	Southern	1	-	N5	W	70	54
M 18	George Washington	1	14	N5	W	74	61
M 23	Louisiana State	1	18	N6	L	54	62

HI - NIT Season Tip-Off

NI - NIT Season Tip-Off, Madison Square Garden, New York, NY.

A1 - ACC/Big Ten Challenge

N2 - Continental Airlines Arena, East Rutherford, N.J.

N3 - Greensboro Coliseum, Greensboro, N.C.

N4 - ACC Tournament, Greensboro Coliseum, Greensboro, N.C.

N5 - NCAA Tournament, Greensboro Coliseum, Greensboro, N.C.

N6 - NCAA Tournament, Georgia Dome, Atlanta, Ga.

2006-07

Record: 22-11

ACC: 8-8 (T6th)

Head Coach: Mike Krzyzewski

Date	Opponent	Rank	Site	Result	
N 12	Columbia	12	-	H1 W 86 43	
N 13	Georgia Southern	11	-	H1 W 72 48	
N 16	UNC Greensboro	11	-	H W 75 48	
N 20	Air Force	9	-	N1 W 71 56	
N 21	Marquette	9	13	N1 L 62 73	
N 25	Davidson	11	-	H W 75 47	
N 28	Indiana	11	-	H2 W 54 51	
D 2	Georgetown	11	18	H W 61 52	
D 6	Holy Cross	7	-	H W 57 45	
D 9	George Mason	7	-	H W 69 53	
D 19	Kent State	6	-	H W 79 72	
D 21	Gonzaga	6	22	N2 W 61 54	
D 31	San Jose State	5	-	H W 70 51	
J 2	Temple	5	-	H W 73 55	
J 6	Virginia Tech	10T	5	-	H L 67 69
J 10	Georgia Tech	11	-	A L 63 74	
J 14	Miami	11	-	A W 85 63	
J 18	Wake Forest	14	-	H W 62 40	
J 20	NC State	14	-	A W 79 56	
J 25	Clemson	10	19	H W 68 66	
J 28	Boston College	10	-	H W 75 61	
F 1	Virginia	10T	8	-	A L 66 68
F 4	Florida State	8	-	H L 67 68	
F 7	North Carolina	16	5	H L 73 79	
F 11	Maryland	16	-	A L 60 72	
F 14	Boston College	-	21	A W 78 70	
F 18	Georgia Tech	-	-	H W 71 62	
F 22	Clemson	18	-	A W 71 66	
F 25	St. John's	18	-	A1 W 67 50	
F 28	Maryland	14	24	H L 77 85	
M 4	North Carolina	14	8	A L 72 86	
M 8	NC State	10T	21	-	N3 L 80 85
M 15	VCU	-	-	N4 L 77 79	

HI - CBE Classic

NI - CBE Classic, Municipal Auditorium, Kansas City, Mo.

H2 - ACC/Big Ten Challenge

N2 - Madison Square Garden, New York, NY.

A1 - Madison Square Garden, New York, NY.

N3 - ACC Tournament, St. Petersburg Times Forum, Tampa, Fla.

N4 - NCAA Tournament, HSBC Arena, Buffalo, NY.

2007-08

Record: 28-6

ACC: 13-3 (2nd)

Head Coach: Mike Krzyzewski

► NCAA Sweet 16

Date	Opponent	Rank	Site	Result	
N 9	North Carolina Central	13	-	H W 121 56	
N 12	New Mexico State	13	-	H W 86 61	
N 19	Princeton	13	-	N1 W 83 61	
N 20	Illinois	13	-	N1 W 79 66	
N 21	Marquette	13	11	N1 W 77 73	
N 25	Eastern Kentucky	13	-	H W 78 43	
N 27	Wisconsin	7	20	H1 W 82 58	
D 1	Davidson	7	-	A W 79 73	
D 8	Michigan	6	-	H W 95 67	
D 17	Albany	6	-	H W 111 70	
D 20	Pittsburgh	10T	6	11	N2 L 64 65
J 6	Cornell	9	-	H W 81 67	
J 9	Temple	9	-	A W 74 64	
J 13	Virginia	9	-	H W 87 65	
J 16	Florida State	7	-	A W 70 57	
J 19	Clemson	7	24	H W 93 80	
J 24	Virginia Tech	4	-	A W 81 64	
J 27	Maryland	4	-	A W 93 84	
J 31	NC State	3	-	H W 92 72	
F 2	Miami	3	-	H W 88 73	
F 6	North Carolina	2	3	A W 89 78	
F 9	Boston College	2	-	H W 90 80	
F 13	Maryland	2	-	H W 77 65	
F 17	Wake Forest	2	-	A L 73 86	
F 20	Miami	5	-	A L 95 96	
F 23	St. John's	5	-	H W 86 56	
F 27	Georgia Tech	7	-	H W 71 58	
M 1	NC State	7	-	A W 87 86	
M 5	Virginia	6	-	A W 86 70	
M 8	North Carolina	6	1	H L 68 76	

M 14	Georgia Tech	7	-	N3	W	82	70
M 15	Clemson	7	-	N3	L	74	78
M 20	Belmont	9	-	N4	W	71	70
M 22	West Virginia	9	-	N4	L	67	73

NI - Maui Invitational, Lahaina Civic Center, Lahaina, Hawaii

HI - ACC/Big Ten Challenge

N2 - Madison Square Garden, New York, NY.

N3 - ACC Tournament, Charlotte Bobcats Arena, Charlotte, N.C.

N4 - NCAA Tournament, Verizon Center, Washington, D.C.

2008-09

Record: 30-7

ACC: 11-5 (T2nd)

Head Coach: Mike Krzyzewski

► ACC Champions

► NCAA Sweet 16

Date	Opponent	Rank	Site	Result	
N 10	Presbyterian	8	-	H1 W 80 49	
N 11	Georgia Southern	8	-	H1 W 97 54	
N 16	Rhode Island	8	-	H W 82 79	
N 20	Southern Illinois	10	-	N1 W 83 58	
N 21	Michigan	10	-	N1 W 71 56	
N 23	Montana	10	-	H W 78 58	
N 28	Duquesne	7	-	H W 95 72	
D 2	Purdue	4	9	A1 W 76 60	
D 6	Michigan	4	-	A L 73 81	
D 17	UNC Asheville	6	-	H W 99 56	
D 20	Xavier	6	7	N2 W 82 64	
D 31	Loyola, Md.	5	-	H W 92 51	
J 4	Virginia Tech	5	-	H W 69 44	
J 7	Davidson	2	-	H W 79 67	
J 10	Florida State	2	-	A W 66 58	
J 14	Georgia Tech	3	-	A W 70 56	
J 17	Georgetown	3	13	H W 76 67	
J 20	NC State	2	-	H W 73 56	
J 24	Maryland	2	-	H W 85 44	
J 28	Wake Forest	1	6	A L 68 70	
F 1	Virginia	1	-	H W 79 54	
F 4	Clemson	4	10	A L 47 74	
F 7	Miami	10T	4	-	H W 78 75
F 11	North Carolina	6	3	H L 87 101	
F 15	Boston College	6	-	A L 74 80	
F 19	St. John's	9	-	A2 W 76 69	
F 22	Wake Forest	9	8	H W 101 91	
F 25	Maryland	7	-	A W 78 67	
F 28	Virginia Tech	7	-	A W 72 65	
M 3	Florida State	7	24	H W 84 81	
M 8	North Carolina	7	2	A L 71 79	
M 13	Boston College	9	-	N3 W 66 65	
M 14	Maryland	9	-	N3 W 67 61	
M 15	Florida State	9	-	N3 W 79 69	
M 19	Binghamton	6	-	N4 W 86 62	
M 21	Texas	6	-	N4 W 74 69	
M 26	Villanova	6	11	N5 L 54 77	

HI - 2K Sports Classic

NI - 2K Sports Classic, Madison Square Garden, New York, NY.

A1 - ACC/Big Ten Challenge

N2 - Izod Center, East Rutherford, N.J.

A2 - Madison Square Garden, New York, NY.

N3 - ACC Tournament, Georgia Dome, Atlanta, Ga.

N4 - NCAA Tournament, Greensboro Coliseum, Greensboro, N.C.

N5 - NCAA Tournament, TD Banknorth Garden, Boston, Mass.

2009-10

Record: 35-5

ACC: 13-3 (T1st)

Head Coach: Mike Krzyzewski

► ACC Champions

► NCAA Champions

Date	Opponent	Rank	Site	Result
N 13	UNC Greensboro	9	-	H W 96 62
N 16	Coastal Carolina	9	-	H1 W 74 49
N 17	Charlotte	9	-	H1 W 101 59
N 21	Radford	9	-	H W 104 67
N 25	Arizona State	7	-	N1 W 64 53
N 27	Connecticut	7	13	N1 W 68 59
D 2	Wisconsin	6	-	A1 L 69 73
D 5	St. John's	6	-	H W 80 71
D 15	Gardner-Webb	7	-	H W 113 68
D 19	Gonzaga	7	15	N2 W 76 41
D 29	Long Beach State	7	-	H W 84 63
D 31	Pennsylvania	7	-	H W 114 55
J 3	Clemson	7	21	H W 74 53
J 6	Iowa State	5	-	N3 W 86 65
J 9	Georgia Tech	5	20	A L 67 71
J 13	Boston College	8	-	H W 79 59
J 17	Wake Forest	8	-	H W 90 70
J 20	NC State	7	-	A L 74 88
J 23	Clemson	7	17	A W 60 47
J 27	Florida State	8	-	H W 70 56
J 30	Georgetown	8	7	A L 77 89
F 4	Georgia Tech	10	21	H W 86 67
F 6	Boston College	10	-	A W 66 63
F 10	North Carolina	8	-	A W 64 54
F 13	Maryland	8	-	H W 77 56
F 17	Miami	6	-	A W 81 74
F 21	Virginia Tech	6	-	H W 67 55

F 25	Tulsa	5	-	H	W	70	52
F 28	Virginia	5	-	A	W	67	49
M 3	Maryland	4	22	A	L	72	79
M 6	North Carolina	4	-	H	W	82	50
M 12	Virginia	4	-	N4	W	57	46
M 13	Miami	4	-	N4	W	77	74
M 14	Georgia Tech	4	-	N4	W	65	61
M 19	Arkansas-Pine Bluff	3	-	N5	W	73	44
M 21	California	3	-	N5	W	68	53
M 26	Purdue	3	10	N6	W	70	57
M 28	Baylor	3	19	N6	W	78	71
A 3	West Virginia	3	6	N7	W	78	57
A 5	Butler	3	11	N7	W	61	59

HI - NIT Season Tip-Off

NI - NIT Season Tip-Off, Madison Square Garden, New York, NY.

A1 - ACC/Big Ten Challenge

N2 - Madison Square Garden, New York, NY.

N3 - United Center, Chicago, Ill.

N4 - ACC Tournament, Greensboro Coliseum, Greensboro, N.C.

N5 - NCAA Tournament, Veterans Memorial Arena, Jacksonville, Fla.

N6 - NCAA Tournament, Reliant Stadium, Houston, Texas

N7 - NCAA Final Four, Lucas Oil Stadium, Indianapolis, Ind.

2010-11

Record: 32-5

ACC: 13-3 (2nd)

Head Coach: Mike Krzyzewski

► ACC Champions

► NCAA Sweet 16

Date	Opponent	Rank	Site	Result
N 14	Princeton	1	-	H1 W 97 60
N 16	Miami, Ohio	1	-	H1 W 79 45
N 19	Colgate	1	-	H W 110 58
N 22	Marquette	1	-	N1 W 82 77
N 23	Kansas State	1	4	N1 W 82 68
N 27	Oregon	1	-	N2 W 98 71
D 1	Michigan State	1	6	H2 W 84 79
D 4	Butler	1	-	N3 W 82 70
D 8	Bradley	1	-	H W 83 48
D 11	Saint Louis	1	-	H W 84 47
D 20	Elon	1	-	H W 98 72
D 29	UNC Greensboro	1	-	A1 W 108 62
J 2	Miami	1	-	H W 74 63
J 5	Alabama-Birmingham	1	-	H W 85 64
J 9	Maryland	1	-	H W 71 64
J 12	Florida State	1	-	A L 61 66
J 15	Virginia	1	-	H W 76 60
J 19	NC State	4	-	A W 92 78
J 22	Wake Forest	4	-	A W 83 59
J 27	Boston College	3	-	H W 84 68
J 30	St. John's	3	-	A2 L 78 93
F 2	Maryland	5	-	A W 80 62
F 5	NC State	5	-	H W 76 52
F 9	North Carolina	5	20	H W 79 73
F 13	Miami	5	-	A W 81 71
F 16	Virginia	5	-	A W 56 41
F 20	Georgia Tech	5	-	H W 79 57
F 23	Temple	1	24	H W 78 61
F 26	Virginia Tech	1	-	A L 60 64
M 2	Clemson	4	-	H W 70 59
M 5	North Carolina	4	13	A L 67 81
M 11	Maryland	5	-	N4 W 87 71
M 12	Virginia Tech	5	-	N4 W 77 63
M 13	North Carolina	5	6	N4 W 75 58
M 18	Hampton	3	-	N5 W 87 45
M 20	Michigan	3	-	N5 W 73 71
M 24	Arizona	3	17	N6 L 77 93

HI - CBE Classic

NI - CBE Classic, Kemper Arena, Kansas City, K.C.

N2 - Rose Garden, Portland, Ore.

H2 - ACC/Big Ten Challenge

N3 - Izod Center, East Rutherford, N.J.

2018-19 DUKE MEN'S BASKETBALL

MEDIA GUIDE

J 7	Georgia Tech	5	-	A3	W	81	74	
J 12	Virginia	8	16	H	W	61	58	
J 15	Clemson	8	-	A	W	73	66	
J 19	Wake Forest	4	-	H	W	91	73	
J 21	Florida State	4	-	H	L	73	76	
J 25	Maryland	8	-	A	W	74	61	
J 28	St. John's	8	-	H	W	83	76	
F 2	Virginia Tech	7	-	A	W	75	60	
F 5	Miami	10T	7	-	H	L	74	78
F 8	North Carolina	10	5	A	W	85	84	
F 11	Maryland	10	-	H	W	73	55	
F 16	NC State	5	-	H	W	78	73	
F 19	Boston College	5	-	A	W	75	50	
F 23	Florida State	5	15	A	W	74	66	
F 25	Virginia Tech	10T	5	-	H	W	70	65
F 28	Wake Forest	4	-	A	W	79	71	
M 3	North Carolina	4	6	H	L	70	88	
M 9	Virginia Tech	6	-	N4	W	60	56	
M 10	Florida State	6	17	N4	L	59	62	
M 16	Lehigh	8	-	N5	L	70	75	

H1 - Maui Invitational

N1 - Champions Classic, Madison Square Garden, New York, NY.

N2 - Maui Invitational, Lahaina Civic Center, Lahaina, Hawaii

A1 - ACC/Big Ten Challenge

N3 - Madison Square Garden, New York, NY.

A2 - Wells Fargo Center, Philadelphia, Pa.

A3 - Philips Arena, Atlanta, Ga.

N4 - ACC Tournament, Philips Arena, Atlanta, Ga.

N5 - NCAA Tournament, Greensboro Coliseum, Greensboro, N.C.

2012-13

Record: 30-6 ACC: 14-4 (2nd)

Head Coach: Mike Krzyzewski

► NCAA Elite Eight

Date	Opponent	Rank	Site	Result
N 9	Georgia State	8	-	H W 74 55
N 13	Kentucky	9	3	N1 W 75 68
N 18	Florida Gulf Coast	9	-	H1 W 88 67
N 22	Minnesota	5	-	N2 W 89 71
N 23	VCU	5	-	N2 W 67 58
N 24	Louisville	5	2	N2 W 76 71
N 28	Ohio State	2	4	H2 W 73 68
D 1	Delaware	2	-	H W 88 50
D 8	Temple	2	-	N3 W 90 67
D 19	Cornell	1	-	H W 88 47
D 20	Elon	1	-	H W 76 54
D 29	Santa Clara	1	-	H W 90 77
J 2	Davidson	1	-	A1 W 67 50
J 5	Wake Forest	1	-	H W 80 62
J 8	Clemson	1	-	H W 68 40
J 12	NC State	1	20	A L 76 84
J 17	Georgia Tech	3	-	H W 73 57
J 23	Miami	1	25	A L 63 90
J 26	Maryland	1	-	H W 84 64
J 30	Wake Forest	5	-	A W 75 70
F 2	Florida State	5	-	A W 79 60
F 7	NC State	4	-	H W 98 85
F 10	Boston College	4	-	A W 62 61
F 13	North Carolina	2	-	H W 73 68
F 16	Maryland	2	-	A L 81 83
F 21	Virginia Tech	6	-	A W 88 56
F 24	Boston College	6	-	H W 89 68
F 28	Virginia	3	-	A L 68 73
M 2	Miami	3	5	H W 79 76
M 5	Virginia Tech	3	-	H W 85 57
M 9	North Carolina	3	-	A W 69 53
M 15	Maryland	2	-	N4 L 74 83
M 22	Albany	6	-	N5 W 73 61
M 24	Creighton	6	22	N5 W 66 50
M 29	Michigan State	6	9	N6 W 71 61
M 31	Louisville	6	2	N6 L 63 85

N1 - Champions Classic, Georgia Dome, Atlanta, Ga.

H1 - Battle 4 Atlantis

N2 - Battle 4 Atlantis, Imperial Arena, Nassau, Bahamas

H2 - ACC/Big Ten Challenge

N3 - Izod Center, East Rutherford, N.J.

A1 - Time Warner Cable Arena, Charlotte, N.C.

N4 - ACC Tournament, Greensboro Coliseum, Greensboro, N.C.

N5 - NCAA Tournament, Wells Fargo Center, Philadelphia, Pa.

N6 - NCAA Tournament, Lucas Oil Stadium, Indianapolis, Ind.

2013-14

Record: 26-9 ACC: 13-5 (3rd)

Head Coach: Mike Krzyzewski

Date	Opponent	Rank	Site	Result
N 8	Davidson	4	-	H W 111 77
N 12	Kansas	4	5	N1 L 83 94
N 15	Florida Atlantic	4	-	H W 97 64
N 18	UNC Asheville	6	-	H1 W 91 55
N 19	East Carolina	6	-	H1 W 83 74
N 24	Vermont	6	-	H W 91 90
N 27	Alabama	6	-	N2 W 74 64
N 29	Arizona	6	4	N2 L 66 72
D 3	Michigan	10	22	H2 W 79 69
D 16	Gardner-Webb	8	-	H W 85 66

D 19	UCLA	8	-	N3	W	80	63	
D 28	Eastern Michigan	9	-	H	W	82	59	
D 31	Elon	7	-	N4	W	86	48	
J 4	Notre Dame	7	-	A	L	77	79	
J 7	Georgia Tech	16	-	H	W	79	57	
J 11	Clemson	16	-	A	L	59	72	
J 13	Virginia	23	-	H	W	69	65	
J 18	NC State	23	-	H	W	95	60	
J 22	Miami	18	-	A	W	67	46	
J 25	Florida State	18	-	H	W	78	56	
J 27	Pittsburgh	17	18	A	W	80	65	
F 1	Syracuse	10T	17	2	A	L	89	91
F 4	Wake Forest	11	-	H	W	83	63	
F 8	Boston College	11	-	A	W	89	68	
F 15	Maryland	8	-	H	W	69	67	
F 18	Georgia Tech	5	-	A	W	68	51	
F 20	North Carolina	5	-	A	L	66	74	
F 22	Syracuse	5	1	H	W	66	60	
F 25	Virginia Tech	6	-	H	W	66	48	
M 5	Wake Forest	4	-	A	L	72	82	
M 8	North Carolina	4	14	H	W	93	81	
M 14	Clemson	7	-	N5	W	63	62	
M 15	NC State	7	-	N5	W	75	67	
M 16	Virginia	7	6	N5	L	63	72	
M 21	Mercer	8	-	N6	L	71	78	

N1 - Champions Classic, United Center, Chicago, Ill.

H1 - NIT Season Tip-Off

N2 - NIT Season Tip-Off, Madison Square Garden, New York, NY.

H2 - ACC/Big Ten Challenge

N3 - Carquest Auto Parts Classic, Madison Square Garden, New York, NY.

N4 - Greensboro Coliseum, Greensboro, N.C.

N5 - ACC Tournament, Greensboro Coliseum, Greensboro, N.C.

N6 - NCAA Tournament, PNC Arena, Raleigh, N.C.

2014-15

Record: 35-4 ACC: 15-3 (2nd)

Head Coach: Mike Krzyzewski

► NCAA Champions

Date	Opponent	Rank	Site	Result	
N 14	Presbyterian	4	-	H1 W 113 44	
N 15	Fairfield	4	-	H1 W 109 59	
N 18	Michigan State	4	19	N1 W 81 71	
N 21	Temple	4	-	N2 W 74 54	
N 22	Stanford	4	-	N2 W 70 59	
N 26	Furman	4	-	H W 93 54	
N 30	Army West Point	4	-	H W 93 73	
D 3	Wisconsin	4	2	A1 W 80 70	
D 15	Elon	2	-	H W 75 62	
D 18	Connecticut	2	-	N3 W 66 56	
D 29	Toledo	2	-	H W 86 69	
D 31	Wofford	2	-	H W 84 55	
J 3	Boston College	2	-	H W 85 62	
J 7	Wake Forest	2	-	A W 73 65	
J 11	NC State	2	-	A L 75 87	
J 13	Miami	4	-	H L 74 90	
J 17	Louisville	4	6	A W 63 52	
J 19	Pittsburgh	5	-	H W 79 65	
J 25	St. John's	5	-	A2 W 77 68	
J 28	Notre Dame	4	8	A L 73 77	
J 31	Virginia	4	2	A W 69 63	
F 4	Georgia Tech	4	-	H W 72 66	
F 7	Notre Dame	4	10	H W 90 60	
F 9	Florida State	4	-	A W 73 70	
F 14	Syracuse	4	-	A W 80 72	
F 18	North Carolina	10T	4	15	H W 92 90
F 21	Clemson	4	-	H W 78 56	
F 25	Virginia Tech	10T	4	-	A W 91 86
F 28	Syracuse	4	-	H W 73 54	
M 4	Wake Forest	3	-	H W 94 51	
M 7	North Carolina	3	19	A W 84 77	
M 12	NC State	2	-	N4 W 77 53	
M 13	Notre Dame	2	11	N4 L 64 74	
M 20	Robert Morris	4	-	N5 W 85 56	
M 22	San Diego State	4	-	N5 W 68 49	
M 27	Utah	4	19	N6 W 63 57	
M 29	Gonzaga	4	7	N6 W 66 52	
A 4	Michigan State	4	23	N7 W 81 61	
A 6	Wisconsin	4	3	N7 W 68 63	

H1 - Coaches vs. Cancer Classic

N1 - Champions Classic, Bankers Life Fieldhouse, Indianapolis, Ind.

N2 - Coaches vs. Cancer Classic, Barclays Center, Brooklyn, NY.

A1 - ACC/Big Ten Challenge

N3 - Izod Center, East Rutherford, N.J.

A2 - Madison Square Garden, New York, NY.

N4 - ACC Tournament, Greensboro Coliseum, Greensboro, N.C.

N5 - NCAA Tournament, Time Warner Cable Arena, Charlotte, N.C.

N6 - NCAA Tournament, NRG Stadium, Houston, Texas

N7 - NCAA Final Four, Lucas Oil Stadium, Indianapolis, Ind.

2015-16

Record: 25-11 ACC: 11-7 (T5th)

Head Coach: Mike Krzyzewski

► NCAA Sweet 16

Date	Opponent	Rank	Site	Result	
N 13	Siena	5	-	H1 W 92 74	
N 14	Bryant	5	-	H W 113 75	
N 17	Kentucky	5	2	N1 L 63 74	
N 20	VCU	5	-	N2 W 79 71	
N 22	Georgetown	5	-	N2 W 86 84	
N 25	Yale	6	-	H W 80 61	
N 29	Utah State	6	-	H W 85 52	
D 2	Indiana	7	-	H2 W 94 74	
D 5	Buffalo	7	-	H W 82 59	
D 15	Georgia Southern	7	-	H W 99 65	
D 19	Utah	10T	7	-	N3 L 75 77
D 28	Elon	15	-	H W 105 66	
D 30	Long Beach State	15	-	H W 103 81	
J 2	Boston College	15	-	A W 81 64	
J 6	Wake Forest	14	-	A W 91 75	
J 9	Virginia Tech	14	-	H W 82 58	
J 13	Clemson	9	-	A1 L 63 68	
J 16	Notre Dame	9	-	H L 91 95	
J 18	Syracuse	20	-	H L 62 64	
J 23	NC State	20	-	A W 88 78	
J 25	Miami	24	15	A L 69 80	
F 2	Georgia Tech	-	-	A W 80 71	
F 6	NC State	-	-	H W 88 80	
F 8	Louisville	-	13	H W 72 65	
F 13	Virginia	-	7	H W 63 62	
F 17	North Carolina	20	5	A W 74 73	
F 20	Louisville	20	18	A L 64 71	
F 25	Florida State	15	-	H W 80 65	
F 28	Pittsburgh	15	-	A L 62 76	
M 1	Wake Forest	17	-	H W 79 71	
M 5	North Carolina	17	8	H L 72 76	
M 9	NC State	19	-	N4 W 92 89	
M 10	Notre Dame	10T	19	-	N4 L 79 84
M 17	UNC Wilmington	19	-	N5 W 93 85	
M 19	Yale	19	-	N5 W 71 64	
M 24	Oregon	19	5	N6 L 68 82	

H1 - 2K Classic

N1 - Champions Classic, United Center, Chicago, Ill.

N2 - 2K Classic, Madison Square Garden, New York, N.Y.

H2 - ACC/Big Ten Challenge

N3 - Ameritas Insurance Classic, Madison Sq. Garden, New York

A1 - Bon Secours Wellness Arena, Greenville, S.C.

N4 - ACC Tournament, Verizon Center, Washington, D.C.

N5 - NCAA Tournament, Dunkin' Donuts Center, Providence, R.I.

N6 - NCAA Tournament, Honda Center, Anaheim, Calif.

MEDIA GUIDE

2018-19 DUKE MEN'S BASKETBALL

2016-17

Record: 28-9

ACC: 11-7 (T5th)

Head Coach: Mike Krzyzewski

► ACC Champions

Date	Opponent	Rank	Site	Result
N 11	Marist	1	- H1	W 94 49
N 12	Grand Canyon	1	- H1	W 96 61
N 15	Kansas	1	7 N1	L 75 77
N 19	Penn State	1	- N2	W 78 68
N 20	Rhode Island	1	21 N2	W 75 65
N 23	William & Mary	6	- H	W 88 67
N 26	Appalachian State	6	- H	W 93 58
N 29	Michigan State	5	- H2	W 78 69
D 3	Maine	5	- H	W 94 55
D 6	Florida	5	21 N3	W 84 74
D 10	UNLV	5	- N4	W 94 55
D 19	Tennessee State	5	- H	W 65 55
D 21	Elon	5	- N5	W 72 61
D 31	Virginia Tech	5	- A	L 75 89
J 4	Georgia Tech	8	- H	W 110 57
J 7	Boston College	8	- H	W 93 82
J 10	Florida State	7	9 A	L 72 88
J 14	Louisville	7	14 A	L 69 78
J 21	Miami	18	- H	W 70 58
J 23	NC State	17	- H	L 82 84
J 28	Wake Forest	17	- A	W 85 83
J 30	Notre Dame	21	20 A	W 84 74
F 4	Pittsburgh	21	- H	W 72 64
F 9	North Carolina	18	8 H	W 86 78
F 11	Clemson	18	- H	W 64 62
F 15	Virginia	12	14 A	W 65 55
F 18	Wake Forest	12	- H	W 99 94
F 22	Syracuse	10	- A	L 75 78
F 25	Miami	10	- A	L 50 55
F 28	Florida State	17	15 H	W 75 70
M 4	North Carolina	17	5 A	L 83 90
M 8	Clemson	14	- N6	W 79 72
M 9	Louisville	14	10 N6	W 81 77
M 10	North Carolina	14	6 N6	W 93 83
M 11	Notre Dame	14	22 N6	W 75 69
M 17	Troy	7	- N7	W 87 65
M 19	South Carolina	7	- N7	L 81 88

H1 - Basketball Hall of Fame Tip-Off

N1 - Champions Classic, Madison Square Garden, New York

N2 - Basketball HOF Tip-Off, Mohegan Sun Arena, Uncasville, Conn.

H2 - ACC/Big Ten Challenge

N3 - Jimmy V Classic, Madison Square Garden, New York, N.Y.

N4 - Neon Hoops Classic, T-Mobile Arena, Las Vegas, Nev.

N5 - Greensboro Coliseum, Greensboro, N.C.

N6 - ACC Tournament, Barclays Center, Brooklyn, NY.

N7 - NCAA Tour., Bon Secours Wellness Arena, Greenville, S.C.

2017-18

Record: 29-8

ACC: 13-5 (2nd)

Head Coach: Mike Krzyzewski

► NCAA Elite Eight

Date	Opponent	Rank	Site	Result
N 10	Elon	1	- H	W 97 68
N 11	Utah Valley	1	- H	W 99 69
N 14	Michigan State	1	2 N1	W 88 81
N 17	Southern	1	- H	W 78 61
N 20	Furman	1	- H1	W 92 63
N 23	Portland State	1	- N2	W 99 81
N 24	Texas	10T	1 - N3	W 85 78
N 26	Florida	1	7 N3	W 87 84
N 29	Indiana	1	- A1	W 91 81
D 2	South Dakota	1	- H	W 96 80
D 5	St. Francis, Pa.	1	- H	W 124 67
D 9	Boston College	1	- A	L 84 89
D 20	Evansville	4	- H	W 104 40
D 30	Florida State	4	24 H	W 100 93
J 6	NC State	2	- A	L 85 96
J 10	Pittsburgh	7	- A	W 87 52
J 13	Wake Forest	7	- H	W 89 71
J 15	Miami	5	25 A	W 83 75
J 20	Pittsburgh	5	- H	W 81 54
J 23	Wake Forest	4	- A	W 84 70
J 27	Virginia	4	2 H	L 63 65
J 29	Notre Dame	4	- H	W 88 66
F 3	St. John's	5	- A2	L 77 81
F 8	North Carolina	9	21 A	L 78 82
F 11	Georgia Tech	9	- A	W 80 69
F 14	Virginia Tech	12	- H	W 74 52
F 18	Clemson	12	11 A	W 66 57
F 21	Louisville	5	- H	W 82 56
F 24	Syracuse	5	- H	W 60 44
F 26	Virginia Tech	5	- A	L 63 64
M 3	North Carolina	5	12 H	W 74 64
M 8	Notre Dame	5	- N4	W 88 70
M 9	North Carolina	5	12 N4	L 69 74
M 15	Iona	9	- N5	W 89 67
M 17	Rhode Island	9	- N5	W 87 62
M 23	Syracuse	9	- N6	W 69 65
M 25	Kansas	10T	9 4 N6	L 81 85

N1 - Champions Classic, United Center, Chicago, Ill.

H1 - PK80 Invitational

N2 - PK80 Invitational, Veterans Memorial Coliseum, Portland, Ore.

N3 - PK80 Invitational, Moda Center, Portland, Ore.

A1 - Big Ten/ACC Challenge

A2 - The Gari, Madison Square Garden, New York, N.Y.

N4 - ACC Tournament, Barclays Center, Brooklyn, NY.

N5 - NCAA Tournament, PPG Paints Arena, Pittsburgh, Pa.

N6 - NCAA Tournament, CenturyLink Center, Omaha, Neb.

DUKE VS. ACC

Membership	Overall			Home			Away			Neutral			Unknown Venue			Cameron Indoor			ACC Regular Season			Under Coach K			ACC Tournament			Last 10		
	W	L	Pct.	W	L	Pct.	W	L	Pct.	W	L	Pct.	W	L	Pct.	W	L	Pct.	W	L	Pct.	W	L	Pct.	W	L	Pct.		Strk	
Boston College	2005-present	20	3	.870	9	0	1.000	8	2	.800	3	1	.750	-	-	-	9	0	1.000	14	2	.875	19	3	.864	2	0	1.000	L1	9-1
Clemson	1953-present	110	31	.780	62	4	.939	38	23	.623	10	4	.714	-	-	-	59	4	.937	91	25	.784	56	13	.812	7	4	.636	W3	8-2
Florida State	1991-present	38	10	.792	21	2	.913	15	7	.682	1	1	.500	1	0	1.000	21	2	.913	35	9	.795	35	9	.795	1	1	.500	W3	7-3
Georgia Tech	1979-present	72	23	.758	35	5	.875	28	15	.651	9	3	.750	-	-	-	35	5	.875	52	16	.765	57	18	.760	7	3	.700	W11	10-0
Louisville	2014-present	9	6	.600	3	1	.750	2	3	.400	4	2	.667	-	-	-	3	1	.750	3	2	.600	5	6	.455	1	0	1.000	W2	5-5
Miami	2004-present	19	7	.731	9	2	.818	8	5	.615	2	0	1.000	-	-	-	9	2	.818	13	6	.684	19	6	.760	2	0	1.000	W1	5-5
North Carolina	1953-present	111	137	.448	54	48	.529	36	62	.367	21	27	.438	-	-	-	45	36	.556	60	70	.462	46	42	.523	13	9	.591	L1	6-4
NC State	1953-present	146	101	.591	63	30	.677	47	42	.528	23	17	.575	13	12	.520	50	26	.658	71	49	.592	54	24	.692	17	9	.654	L2	7-3
Notre Dame	2013-present	24	7	.774	8	1	.889	5	4	.556	11	2	.846	-	-	-	8	1	.889	3	3	.500	17	6	.739	2	2	.500	W4	5-5
Pittsburgh	2013-present	11	7	.611	5	3	.625	5	3	.625	1	1	.500	-	-	-	5	2	.714	5	1	.833	5	2	.714	-	-	-	W3	7-3
Syracuse	2013-present	7	5	.583	3	1	.750	1	2	.333	3	2	.600	-	-	-	3	1	.750	4	3	.571	6	4	.600	-	-	-	W2	6-4
Virginia	1953-present	119	51	.700	57	10	.851	41	34	.547	21	6	.778	0	1	1.000	52	9	.852	84	33	.718	55	19	.743	15	4	.789	L1	7-3
Virginia Tech	2004-present	47	9	.839	20	1	.952	12	6	.667	11	1	.917	4	1	1.000	16	1	.941	15	5	.750	17	5	.773	2	0	1.000	L2	8-2
Wake Forest	1953-present	171	78	.687	76	18	.809	49	39	.557	33	9	.786	13	12	.520	61	16	.792	82	44	.651	52	24	.684	14	4	.778	W8	9-1
Totals		904	475	.656	425	126	.771	295	247	.544	153	76	.668	31	26	.668	376	106	.780				443	181	.710					
Maryland	1953-2014	114	63	.644	56	16	.778	41	35	.539	16	10	.615	1	2	.333	54	14	.794	79	41	.658	55	23	.705	11	8	.579		
South Carolina	1953-1971	58	20	.744	28	5	.848	14	11	.560	9	3	.750	7	1	.875	21	4	.840	25	9	.735	1	1	.500	6	1	.857		
Totals																				636	318	.667				100	45	.690		

Series Results

- ▲ ACC Tournament game
- NIT game
- NCAA Tournament game

AIR FORCE

Duke leads 1-0

11/20/06	N	W	71-56
----------	---	---	-------

ALABAMA

Duke leads 8-3

2/18/22	A	L	16-28
1924	A	L	25-45
3/1/29	N	W	38-32
3/4/30	N	L	24-31
12/14/56	N	W	89-78
12/18/59	N	W	78-60
12/9/67	A	W	86-80
12/2/68	H	W	86-48
● 3/16/81	H	W	75-70
12/13/86	N	W	76-67
11/27/13	N	W	74-64

ALABAMA-BIRMINGHAM

Duke leads 3-0

12/28/84	N	W	76-62
11/24/85	N	W	66-54
1/5/11	H	W	85-64

ALABAMA STATE

Duke leads 1-0

■ 3/18/04	N	W	96-61
-----------	---	---	-------

ALBANY

Duke leads 2-0

12/17/07	H	W	111-70
■ 3/22/13	N	W	73-61

APPALACHIAN STATE

Duke leads 8-1

12/10/73	H	W	83-53
12/5/81	H	L	70-75
11/29/82	H	W	73-57
1/11/84	H	W	73-60
12/5/84	H	W	98-64
12/28/85	H	W	88-46
12/29/86	H	W	80-50
11/28/88	H	W	110-74
11/26/16	H	W	93-58

ARIZONA

Duke trails 4-5

12/16/61	N	W	78-47
12/30/87	A	L	85-91
2/26/89	N	L	75-77
2/25/90	H	W	78-76
2/24/91 (20T)	A	L	96-103
11/26/97	N	W	95-87
■ 4/2/01	N	W	82-72
■ 3/24/11	N	L	77-93
11/29/13	N	L	66-72

ARIZONA STATE

Duke leads 1-0

11/25/09	N	W	64-53
----------	---	---	-------

ARKANSAS

Duke trails 1-2

■ 3/31/90	N	W	97-83
11/21/90	N	L	88-98
■ 4/4/94	N	L	72-76

ARKANSAS-PINE BLUFF

Duke leads 1-0

■ 3/19/10	N	W	73-44
-----------	---	---	-------

ARMY WEST POINT

Duke leads 10-3

1/13/32	A	L	23-25
1/10/34	A	W	27-25
1/9/35	A	W	34-16
1/15/36	A	W	31-29
2/3/37	A	W	31-28

2/5/38	A	L	20-40
2/4/39	A	L	27-37
12/22/96	H	W	100-38
11/16/97	A	W	78-45
11/20/99	H	W	100-42
11/25/00	H	W	91-48
11/23/02	H	W	101-53
11/30/14	H	W	93-73

AUBURN

Duke leads 3-0

12/30/63	N	W	84-67
12/26/75	N	W	85-74
12/30/81	H	W	72-71

BALL STATE

Duke leads 1-0

11/21/01	N	W	83-71
----------	---	---	-------

BAYLOR

Duke leads 1-0

■ 3/28/10	N	W	78-71
-----------	---	---	-------

BELMONT

Duke leads 2-0

■ 3/20/08	N	W	71-70
11/11/11	H	W	77-76

BINGHAMTON

Duke leads 1-0

■ 3/19/09	N	W	86-62
-----------	---	---	-------

BOSTON COLLEGE

Duke leads 20-3

12/21/79 (OT)	N	W	70-64
■ 3/17/85	N	L	73-74
11/16/90	H	W	100-76
1/16/01	H	W	97-75
1/24/02	A	W	88-78
2/1/06	A	W	83-81
▲ 3/12/06	N	W	78-76
1/28/07	H	W	75-61
2/14/07	A	W	78-70
2/9/08	H	W	90-80
2/15/09	A	L	74-80
▲ 3/13/09	N	W	66-65
1/13/10	H	W	79-59
2/6/10	A	W	66-63
1/27/11	H	W	84-68
2/19/12	A	W	75-50
2/10/13	A	W	62-61
2/24/13	H	W	89-68
2/8/14	A	W	89-68
1/3/15	H	W	85-62
1/2/16	A	W	81-64
1/7/17	H	W	93-82
12/9/17	A	L	84-89

At Cameron Indoor: Duke leads 9-0
 At Conte Forum: Duke leads 8-2
 In ACC Tournament: Duke leads 2-0
 Longest Duke win streak: 11 (3/13/09-1/7/17)
 Longest BC win streak: 1 (three times)
 Biggest Duke win: 100-76 (11/16/90)
 Biggest Duke loss: 74-80 (2/15/09)
 Since Joining the ACC (2005-06): Duke leads 16-2
 Duke under Mike Krzyzewski: 19-3

BOSTON UNIVERSITY

Duke leads 6-0

■ 3/17/88	N	W	85-69
1/2/91	H	W	109-55
1/21/92	A	W	95-85
12/30/92	H	W	106-62
12/29/94	N	W	73-54
11/14/05	H	W	64-47

BRADLEY

Duke leads 2-1

12/23/50	A	L	58-93
12/8/51	H	W	87-69
12/8/10	H	W	83-48

BRIGHAM YOUNG

Series tied 1-1

12/29/52	N	L	68-69
12/23/92	N	W	89-66

BROWN

Duke leads 3-1

2/6/39	A	L	33-41
12/19/80	H	W	91-60
1/10/94	H	W	89-71
11/25/94	H	W	80-38

BRYANT

Duke leads 1-0

11/14/15	H	W	113-75
----------	---	---	--------

BUCKNELL

Duke leads 3-0

1/4/60	H	W	72-36
1/9/84	H	W	84-67
1/2/06	H	W	84-50

BUFFALO

Duke leads 1-0

12/5/15	H	W	82-59
---------	---	---	-------

BUTLER

Duke leads 3-0

1/30/03	H	W	80-60
■ 4/5/10	N	W	61-59
12/4/10	N	W	82-70

BYU-HAWAII

Duke leads 1-0

11/28/86	N	W	85-68
----------	---	---	-------

CALIFORNIA

Duke trails 1-2

12/4/82	A	L	71-76
■ 3/20/93	N	L	77-82
■ 3/21/10	N	W	68-53

CAMPBELL

Duke leads 2-0

■ 3/19/92	N	W	82-56
1/13/97	H	W	84-59

CANISIUS

Duke leads 4-1

1/1/51	A	L	57-69
1/19/72	H	W	86-58
11/29/89	H	W	102-66
12/7/91	A	W	96-60
12/1/92	H	W	110-62

CARSON-NEWMAN

Duke leads 1-0

1915	W	70-4
------	---	------

CATHOLIC

Series tied 4-4

1913	A	L	27-55
1917	H	L	24-26
12/19/31	A	W	41-29
12/14/33	A	L	31-33
1/18/35	H	L	25-31
12/18/35	A	W	39-36
1937	H	W	52-31
12/20/40	A	W	48-33

CENTRAL MICHIGAN

Duke leads 1-0

■ 3/22/03	N	W	86-60
-----------	---	---	-------

CHAMINADE

Duke leads 1-0

11/24/97	A	W	106-70
----------	---	---	--------

CHARLOTTE

Duke leads 3-0

12/1/90	H	W	111-94
1/18/92	H	W	104-82
11/17/09	H	W	101-59

CHICAGO

Duke leads 1-0

12/13/77	H	W	99-61
----------	---	---	-------

CINCINNATI

Duke leads 2-1

12/29/79 (OT)	H	W	87-75
12/29/89	N	W	95-83
11/28/98	N	L	75-77

CLEMSON

Duke leads 110-31

1/14/26	H	W	46-12
2/27/31	N	W	31-27
1/4/34	H	W	36-23
12/16/36	A	W	33-25
3/5/38	N	W	40-30
1/10/39	H	W	39-33
2/13/39	A	L	36-38
1/20/40	H	W	54-49
2/12/40 (OT)	H	W	39-37
1/18/41	H	W	45-42
1/19/46	A	W	42-29
2/14/46	H	W	61-33
1/16/48	H	W	80-47
2/17/48	A	L	57-63
12/3/54	H	W	115-54
1/11/55	A	W	75-66
12/2/55	H	W	97-63
1/11/56	A	W	109-80
12/4/56	A	W	84-78
1/12/57	H	W	80-70
12/6/57	H	W	79-66
2/4/58	N	W	73-57
12/5/58	A	L	55-56
1/13/59	H	W	45-41
12/5/59	H	W	68-59
1/12/60	A	W	50-41
12/15/60	A	W	75-58
1/28/61	H	W	79-59
12/11/61	H	W	89-66
1/11/62	A	W	104-96
▲ 3/2/62	N	L	72-77
12/13/62	A	W	92-67
1/12/63	H	W	78-67
12/14/63	H	W	75-52
1/8/64	A	W	81-75
12/16/64	A	W	80-79
1/12/65	H	W	106-81
12/4/65	H	W	83-68
1/11/66	A	W	87-85
1/10/67	H	W	85-61
2/14/67	A	L	68-73
1/9/68	H	W	101-79
2/20/68	A	W	82-70
▲ 3/7/68	N	W	43-40
12/28/68	H	W	96-70
2/5/69	A	W	85-76
2/4/70	A	W	92-88
2/9/70	H	W	91-75
1/16/71	A	W	82-56
3/2/71	H	W	70-60
1/15/72	H	W	71-69
3/1/72	A	L	40-59
1/13/73	H	W	75-73
2/28/73	A	L	50-75
1/16/74	H	W	63-50
2/21/74	A	L	68-74
1/15/75	H	W	75-72
2/15/75	A	L	66-100
▲ 3/6/75	N	L	76-78
1/14/76 (OT)	A	L	96-102
2/25/76	H	L	89-90
1/12/77 (OT)	H	L	73-80
2/23/77	A	L	63-67
▲ 3/3/77	N	L	74-82
1/11/78	A	W	107-85

2/22/78	H	W	78-62
▲ 3/1/78	N	W	83-72
1/10/79	H	W	73-54
2/21/79	A	L	49-70
1/9/80 (OT)	A	L	82-87
2/20/80 (OT)	H	W	87-82
1/24/81	H	W	75-57
2/25/81 (OT)	A	L	52-54
1/23/82	A	W	50-44
2/24/82 (30T)	H	W	73-72
1/29/83	H	W	99-96
3/2/83	A	L	86-93
1/28/84	A	W	67-65
2/29/84	H	L	76-77
1/26/85	A	W	100-83

MEDIA GUIDE

COASTAL CAROLINA

Duke leads 1-0

11/16/09	H	W	74-49
----------	---	---	-------

COLGATE

Duke leads 2-1

12/28/50	N	L	69-84
1/5/80	H	W	73-44
11/19/10	H	W	110-58

COLORADO

Series tied 1-1

12/2/82	A	L	70-79
12/21/83	H	W	79-72

COLORADO STATE

Duke leads 2-0

3/20/03	N	W	67-57
12/7/11	H	W	87-64

COLUMBIA

Duke leads 2-1

12/27/51	N	L	58-66
11/23/99	H	W	99-52
11/12/06	H	W	86-43

CONNECTICUT

Duke leads 6-4

3/14/63	N	W	101-54
12/14/76 (OT)	N	W	64-62
3/24/90 (OT)	N	W	79-78
3/22/91	N	W	81-67
11/29/94	N	L	86-90
3/29/99	N	L	74-77
11/12/99	N	L	66-71
4/3/04	N	L	78-79
11/27/09	N	W	68-59
12/18/14	N	W	66-56

CORNELL

Duke leads 5-0

11/30/74	H	W	100-62
1/26/87	H	W	85-59
12/29/88	H	W	94-59
1/6/08	H	W	81-67
12/19/12	H	W	88-47

CREIGHTON

Duke leads 1-0

3/24/13	N	W	66-50
---------	---	---	-------

DAVIDSON

Duke leads 90-17

1909	W	22-8	
12/17/15	A	L	23-27
2/15/16	H	W	38-22
1917	W	32-26	
1918	W	30-24	
2/18/19	H	L	19-20
2/7/22	H	W	24-18
2/13/22	A	L	27-32
1923	W	39-27	
1924	W	40-30	
1/9/25	A	L	25-27
1925	A	L	22-39
1925	H	L	18-22
1/8/26	L	31-32	
1926	W	32-30	
1927	W	39-24	
1927	L	42-49	
1/11/28	W	46-27	
2/22/28	W	51-33	
1929	L	40-47	
1929	W	33-25	
1930	W	33-30	
1930	W	45-21	
1931	W	27-18	
1931	W	31-17	
1/29/32	H	W	21-6
2/1/32	A	W	33-20
1/9/33	A	W	58-14
2/7/33	H	W	44-28
1/8/34	A	W	40-35
2/12/34	H	W	57-26

1/2/35	N	W	39-35
2/12/35	H	W	35-34
1/8/36	A	W	46-24
2/13/36	H	W	36-33
1/6/37	A	W	40-34
2/2/37	H	W	32-27
1/5/38	A	L	22-40
2/8/38	H	W	52-28
1/5/39	A	L	39-41
2/8/39	H	L	40-42
1/4/40	A	W	51-28
2/6/40	H	W	47-30
1/6/41	N	W	57-33
1/7/42	A	W	75-40
2/4/42	H	W	73-37
1/7/43	A	W	60-50
12/14/45	H	W	50-23
1/5/46	A	W	55-27
1/7/47	A	W	55-48
2/7/47	H	W	61-47
1/6/48	A	L	42-44
3/5/48	N	W	53-37
12/17/49	A	W	58-41
1/29/49	H	W	57-51
12/15/49	A	W	66-49
1/27/50	H	W	69-59
1/29/51	H	W	90-68
2/12/51	A	W	94-73
12/18/51	H	W	88-49
2/26/52	A	W	58-50
12/16/52	H	W	94-65
2/23/53	A	W	99-72
12/15/53	H	W	78-37
12/14/54	A	W	107-75
12/5/61	H	W	117-72
12/1/62	H	W	76-68
12/18/62	A	L	69-72
2/15/64	H	W	82-75
1/3/68	H	W	89-84
2/19/69 (OT)	A	L	80-88
2/18/70 (OT)	A	W	79-76
2/16/71	N	W	64-55
2/16/72	A	L	72-74
1/17/73	A	W	78-75
1/30/74	H	W	89-72
1/29/75	A	W	113-76
1/27/76	H	W	94-79
1/5/77	A	W	102-51
2/11/78	H	W	104-88
1/2/79	A	W	77-59
12/29/81	H	L	73-75
12/14/82	H	W	63-60
12/3/83	A	W	90-63
12/17/84	H	W	82-65
12/18/85	A	W	69-52
12/8/86	H	W	95-65
12/9/87	A	W	105-71
1/5/89	H	W	101-53
12/21/89	A	W	89-44
2/13/91	H	W	74-39
12/11/96	H	W	85-58
11/20/97	H	W	100-65
11/17/98	N	W	94-61
12/21/99	H	W	109-65
12/5/00	H	W	102-60
1/2/02	N	W	106-71
11/25/02	H	W	95-80
12/29/03	H	W	88-54
11/22/04	N	W	74-61
11/19/05	H	W	84-55
11/25/06	H	W	75-47
12/1/07	A	W	79-73
1/7/09	H	W	79-67
11/18/11	H	W	82-69
1/2/13	N	W	67-50
11/8/13	H	W	111-77

DAYTON

Duke leads 5-1

12/30/59	N	L	63-71
12/19/69	N	W	72-67
12/22/70	A	W	70-64
3/20/71	N	W	68-60
12/23/71	H	W	68-66
12/29/02	H	W	85-74

DELAWARE

Duke leads 2-0

12/19/95	H	W	79-73
12/1/12	H	W	88-50

DELAWARE STATE

Duke leads 1-0

3/18/05	N	W	57-46
---------	---	---	-------

DEPAUL

Duke leads 4-0

3/21/86	N	W	74-67
12/21/92	N	W	89-73
2/24/99	A	W	96-64
12/4/99 (OT)	H	W	84-83

DETROIT

Duke leads 2-0

12/20/80	H	W	111-71
11/22/03	H	W	67-56

DRAKE

Duke leads 1-0

12/28/89	N	W	101-77
----------	---	---	--------

DREXEL

Duke leads 1-0

11/23/05	N	W	78-68
----------	---	---	-------

DUQUESNE

Duke leads 5-1

2/10/43	H	W	55-41
12/15/61	N	L	61-66
2/10/75	H	W	80-73
1/31/77	A	W	76-49
12/28/77	N	W	74-65
11/28/09	H	W	95-72

EAST CAROLINA

Duke leads 21-0

12/15/69	H	W	80-65
12/11/71	H	W	71-62
12/12/72	H	W	108-74
12/1/73	H	W	82-69
12/4/74	H	W	79-73
12/10/75	H	W	93-74
12/29/76	N	W	88-65
1/28/78	H	W	105-82
12/8/79	H	W	92-73
12/22/81	H	W	70-57
11/27/82	H	W	70-65
12/10/83	H	W	80-64
1/9/85	H	W	87-63
12/2/85	H	W	98-66
12/3/86	H	W	103-65
11/30/87	H	W	94-45
11/30/88	H	W	95-46
2/14/90	H	W	84-51
11/26/90	H	W	125-82
11/25/91	H	W	103-75
11/19/13	H	W	83-74

EAST TENNESSEE STATE

Duke trails 0-1

12/14/68	H	L	63-71
----------	---	---	-------

EASTERN KENTUCKY

Duke leads 1-0

11/25/07	H	W	78-43
----------	---	---	-------

EASTERN MICHIGAN

Series tied 1-1

3/14/96	N	L	60-75
12/28/13	H	W	82-59

ELON

Duke leads 20-5

12/13/11	W	47-12	
1913	H	W	46-12
1913	H	W	30-15
12/15/13	A	L	23-25
1915	L	16-17	
1915	L	16-18	

2018-19 DUKE MEN'S BASKETBALL

1/20/16	H	W	37-22
2/19/16	A	L	19-23
1917	W	33-21	
1917	W	33-29	
1918	W	22-11	
1918	W	40-27	
2/14/19	A	W	12-5
1920	W		
2/6/22	A	L	29-30
1924	W	33-24	
1924	W	34-19	
1/2/36	H	W	58-42
12/20/10	H	W	98-72
12/20/12	H	W	76-54
12/31/13	N	W	86-48
12/15/14	H	W	75-62
12/28/15	H	W	105-66
12/21/16	N	W	72-61
11/10/17	H	W	97-68

EMORY & HENRY

Duke leads 2-0

1913	H	W	36-15
1918	W	75-27	

EVANSVILLE

Duke leads 1-0

12/20/17	H	W	104-40
----------	---	---	--------

FAIRFIELD

</

2018-19 DUKE MEN'S BASKETBALL

3/4/48	N	W	54-51
2/9/49	A	L	49-51
2/11/50 (20T)	A	L	55-62
2/18/50	H	W	55-52
12/22/50	A	W	70-67
2/5/51	H	W	85-70
12/21/51	A	W	98-76
2/2/52	H	W	89-74
12/22/52	A	L	87-113
2/9/53	H	W	83-80
2/6/54	H	L	71-76
1/31/55	A	L	73-92
2/25/56	H	W	90-71
12/6/94	H	W	103-73
■ 3/18/06	N	W	74-61

GEORGETOWN

Duke leads 8-7

1913	A	L	22-31
1917		W	36-24
1928		L	40-55
1929		L	33-48
12/17/31	A	L	26-36
12/16/32	A	W	35-30
■ 3/26/89	N	W	85-77
12/5/90	A	L	74-79
1/8/03	H	W	93-86
1/24/04	A	W	85-66
1/21/06	A	L	84-87
12/2/06	H	W	61-52
1/17/09	H	W	76-67
1/30/10	A	L	77-89
11/22/15	N	W	86-84

GEORGETOWN (KY.)

Duke leads 1-0

12/8/41	H	W	37-31
---------	---	---	-------

GEORGIA

Duke trails 2-3

1922	A	L	19-29
1928		W	49-44
1929		L	22-24
1929	N	W	43-37
2/29/32	N	L	32-43

GEORGIA SOUTHERN

Duke leads 3-0

11/13/06	H	W	72-48
11/11/09	H	W	97-54
12/15/15	H	W	99-65

GEORGIA STATE

Duke leads 1-0

11/9/12	H	W	74-55
---------	---	---	-------

GEORGIA TECH

Duke leads 72-23

2/15/22	A	L	16-17
3/1/30	N	W	44-35
2/13/40	A	L	35-41
1/18/46	A	W	54-39
2/12/46	H	W	73-51
2/15/47	A	W	64-54
2/16/48	A	W	60-55
2/12/49	H	W	53-42
12/10/55	H	W	87-66
11/30/56	A	W	71-61
12/1/59	H	L	49-59
12/19/60	A	W	61-48
1/27/73	A	L	86-88
2/16/74	H	W	70-60
2/22/75	H	W	107-86
1/9/76	A	W	91-71
1/7/80	H	W	55-42
1/21/80	A	W	56-49
2/4/81	A	W	82-68
2/21/81	H	W	83-56
2/3/82	H	W	47-46
2/20/82	A	L	78-87
2/9/83	A	L	66-67
2/26/83	H	W	106-81
1/30/84	A	W	69-68
2/25/84	H	L	56-58

▲ 3/9/84 (OT)	N	W	67-63
2/6/85	A	L	71-81
2/23/85	H	W	67-62
▲ 3/9/85	N	L	64-75
1/21/86	A	L	80-87
2/9/86	H	W	75-59
▲ 3/9/86	N	W	68-67
1/29/87	A	L	66-75
2/21/87	H	L	72-79
2/3/88	H	W	78-65
2/28/88	A	L	87-91
2/2/89	A	L	76-81
2/20/89	H	W	91-66
1/11/90	A	W	96-91
1/28/90	H	W	88-86
▲ 3/10/90	N	L	72-83
1/9/91	H	W	98-57
1/30/91	A	W	77-75
1/11/92	H	W	97-84
2/12/92	A	W	71-62
▲ 3/14/92	N	W	89-76
1/10/93	A	L	79-80
2/10/93	H	W	73-63
▲ 3/12/93	N	L	66-69
1/8/94	H	W	88-71
2/8/94	A	W	66-63
12/30/94	N	W	76-69
1/7/95	A	L	68-75
2/9/95	H	W	77-70
1/7/96	H	L	81-86
2/7/96 (OT)	A	L	71-73
1/5/97	A	W	66-56
2/2/97	H	W	70-61
2/1/98	H	W	90-69
2/25/98	A	W	76-53
1/6/99	H	W	99-58
2/6/99	A	W	87-79
1/12/00	H	W	82-57
2/12/00	A	W	84-65
1/20/01	A	W	98-77
2/21/01	H	W	98-54
1/10/02	H	W	104-79
2/9/02	A	W	95-63
1/25/03	H	W	91-71
2/26/03	A	W	77-58
1/31/04	A	W	82-74
3/3/04	H	L	68-76
▲ 3/13/04	N	W	85-71
2/5/05	H	W	82-65
2/23/05	A	W	60-56
▲ 3/13/05	N	W	69-64
2/22/06	A	W	73-66
1/10/07	A	L	63-74
2/18/07	H	W	71-62
2/27/08	H	W	71-58
▲ 3/14/08	N	W	82-70
1/14/09	A	W	70-56
1/9/10	A	L	67-71
2/4/10	H	W	86-67
▲ 3/14/10	N	W	65-61
2/20/11	H	W	79-57
1/7/12	*A	W	81-74
1/17/13	H	W	73-57
1/7/14	H	W	79-57
2/18/14	A	W	68-51
2/4/15	H	W	72-66
2/2/16	A	W	80-71
1/4/17	H	W	110-57
2/11/18	A	W	80-69

At Cameron Indoor: Duke leads 35-5

At McCamish Pavilion: Duke leads 24-12

* At Phillips Arena: Duke leads 1-0

In ACC Tournament: Duke leads 7-3

Longest Duke win streak: 15 (1/5/97-1/31/04)

Longest GT win streak: 2 (several times)

Biggest Duke win: 110-57 (1/5/17)

Biggest Duke loss: 72-83 (3/10/90); 64-75 (3/9/85)

Since Joining the ACC - 1979-80: Duke leads 59-19

Duke under Mike Krzyzewski: 57-18

GONZAGA

Duke leads 3-0

12/21/06	N	W	61-54
12/19/09	N	W	76-41
■ 3/29/15	N	W	66-52

GRAND CANYON

Duke leads 1-0

11/12/16	H	W	96-61
----------	---	---	-------

GUILFORD

Duke leads 17-3

1907		W	20-1
1910		L	8-25
2/1/12		W	14-12
2/14/14	A	L	8-35
1914	H	W	24-15
1915		W	43-25
1915		W	58-36
2/29/16	H	W	61-28
1918		W	40-32
1918		W	28-21
2/6/19	H	W	47-19
2/15/19	A	W	27-18
1920		W	
1920		W	
1921		H	W
2/9/22	H	W	38-24
1923		W	45-32
1924		W	30-17
1/12/25	H	W	34-22
2/1/26		L	30-35

HAMPDEN-SYDNEY

Duke leads 6-0

12/16/39	A	W	59-28
12/11/44	H	W	50-25
12/12/46	H	W	61-51
12/15/47	H	W	59-45
12/10/48	A	W	58-50
12/6/49	H	W	74-59

HAMPTON

Duke leads 1-0

■ 3/19/11	N	W	87-45
-----------	---	---	-------

HARVARD

Duke leads 10-0

12/30/72	H	W	102-76
2/8/84	A	W	89-86
2/4/85	H	W	82-53
1/27/86	H	W	89-52
2/10/87	A	W	98-86
12/21/87	H	W	121-62
2/14/89	A	W	98-59
11/25/89	H	W	130-54
12/19/90	A	W	103-61
11/30/91	H	W	118-65

HAWAII

Duke leads 1-0

12/30/89	A	W	87-75
----------	---	---	-------

HIGH POINT

Duke leads 3-0

12/10/35	A	W	50-22
12/13/37	A	W	36-33
12/4/46	A	W	44-29

HOLY CROSS

Duke leads 2-0

1/27/82	N	W	66-60
12/6/06	H	W	57-45

ILLINOIS

Duke leads 5-2

11/29/86	N	L	62-69
12/3/94	N	W	70-65
12/2/95	H	L	65-75
11/30/99	N	W	72-69
11/28/00	N	W	78-77
■ 3/26/04	N	W	72-62
11/20/07	N	W	79-66

ILLINOIS-CHICAGO

Duke leads 1-0

12/14/04	H	W	88-55
----------	---	---	-------

INDIANA

Duke leads 6-3

■ 3/20/87	N	L	82-88
■ 4/4/92	N	W	81-78
11/24/95	N	W	70-64
11/27/96	N	L	69-85
■ 3/21/02	N	L	73-74
11/30/05	A	W	75-67
11/28/06	H	W	54-51
12/2/15	H	W	94-74
11/29/17	A	W	91-81

IONA

Duke leads 1-0

■ 3/15/18	N	W	89-67
-----------	---	---	-------

IOWA

Duke leads 7-1

12/31/68	N	W	85-82
■ 3/16/91	N	W	85-70
■ 3/21/92	N	W	75-62
1/16/93	H	W	65-56
12/22/93	A	W	79-76
12/27/94	N	L	71-81
11/25/95	N	W	88-81
11/27/01	N	W	80-62

IOWA STATE

Duke leads 1-0

1/6/10	N	W	86-65
--------	---	---	-------

JOHNS HOPKINS

Duke leads 3-0

11/29/75	H	W	103-72
11/30/76	H	W	85-66
11/26/77	H	W	95-49

KANSAS

Duke leads 7-5

12/1/85	N	W	92-86
■ 3/29/86	N	W	71-67
2/20/88 (OT)	A	W	74-70
■ 4/2/88	N	L	59-66
2/18/89	H	W	102-77
■ 4/1/91	N	W	72-65
■ 3/19/00	N	W	69-64
■ 3/21/03	N	L	65-69
11/23/11	N	W	68-61
11/12/13	N	L	83-94
11/15/16	N	L	75-77
■ 3/25/18 (OT)	N	L	81-85

KANSAS STATE

Duke leads 1-0

11/23/10	N	W	82-68
----------	---	---	-------

KENT STATE

MEDIA GUIDE

LOUISVILLE

Duke leads 9-6

12/31/58	N	W	57-54
12/8/61	H	W	86-56
12/15/62	A	W	76-75
2/18/79	N	W	88-72
1/2/82	A	L	61-99
1/12/83	H	L	76-91
■ 3/31/86	N	L	69-72
11/24/12	N	W	76-71
■ 3/31/13	N	L	63-85
1/17/15	A	W	63-52
2/8/16	H	W	72-65
2/20/16	A	L	64-71
1/14/17	A	L	69-78
▲ 3/9/17	N	W	81-77
2/21/18	H	W	82-56

At Cameron Indoor: Duke leads 3-1
 At KFC Yum! Center: Duke trails 1-2
 In ACC Tournament: Duke leads 1-0
 Longest Duke win streak: 4 (12/31/58-2/18/79)
 Longest Louisville win streak: 3 (1/2/82-3/31/86)
 Biggest Duke win: 86-56 (12/8/61)
 Biggest Duke loss: 61-99 (1/2/82)
 Since Joining the ACC - 2014-15: Duke leads 4-2
 Duke under Mike Krzyzewski: 5-6

LOYOLA-MARYLAND

Duke leads 2-0

1/4/84	H	W	92-68
12/31/09	H	W	92-51

LOYOLA-CHICAGO

Series tied 1-1

1930	H	W	30-27
■ 3/22/63	N	L	75-94

LYNCHBURG

Duke leads 2-0

1926	W	36-31
1926	W	29-27

MAINE

Duke leads 1-0

12/3/16	H	W	94-55
---------	---	---	-------

MARIST

Duke leads 1-0

11/11/16	H	W	94-49
----------	---	---	-------

MARQUETTE

Duke leads 6-2

12/30/60	N	W	86-73
1/28/79	H	W	69-64
2/10/80	N	L	77-80
11/14/90	H	W	87-74
■ 3/24/94	N	W	59-49
11/21/06	N	L	62-73
11/21/07	N	W	77-73
11/22/10	N	W	82-77

MARYLAND

Duke leads 114-63

1926	L	20-40	
1/9/30	A	W	28-27
2/20/30	W	39-26	
1/15/31	L	24-32	
2/20/32 (OT)	H	L	18-20
1/12/33	A	L	28-30
1/11/34	A	L	33-37
1/11/35	A	W	48-39
2/1/36	A	L	34-38
3/5/36	N	L	35-47
1/16/37	A	W	34-31
1/30/37	H	W	34-30
1/15/38	A	L	35-40
1/29/38	H	W	44-34
3/5/38	N	W	35-32
1/13/39	A	L	34-37
2/2/39	H	L	44-60
1/9/40	A	L	30-32
1/30/40	H	W	48-27
3/1/40	N	W	44-32
1/11/41	A	W	40-26
2/1/41	H	W	43-17

1/10/42	H	W	37-33
2/25/42	A	W	64-46
2/12/43	A	W	46-43
1/6/45	H	W	51-24
2/22/45	N	W	76-49
1/4/46	H	W	59-25
1/25/46	A	L	38-43
2/21/47	A	W	43-38
1/5/48	H	W	53-42
1/4/50	H	W	58-46
2/10/50	A	L	57-67
2/16/51	A	W	49-40
2/18/52	H	W	56-51
3/6/52	N	W	51-48
3/5/53	N	L	65-74
2/16/54	A	W	68-61
12/7/54	A	L	47-49
12/17/54	H	W	68-61
1/14/56	H	W	76-62
2/7/56	A	W	82-70
▲ 3/1/56	N	W	94-69
1/10/57	A	L	51-62
1/31/57	H	W	72-60
1/8/58	A	L	49-74
2/21/58	H	W	68-59
▲ 3/1/58 (OT)	N	L	65-71
1/7/59	A	L	33-64
1/17/59	H	W	78-69
1/16/60	H	L	48-56
2/18/60	A	L	61-71
1/14/61	H	W	70-62
2/16/61	A	L	71-76
1/13/62	H	W	84-68
2/13/62	A	W	79-53
▲ 3/1/62	N	W	71-58
12/8/62	H	W	92-56
2/19/63	A	W	76-70
2/8/64	A	W	104-72
2/22/64	H	W	84-63
2/1/65	H	W	82-64
2/23/65	A	L	82-85
1/13/66	H	W	76-61
2/19/66	A	W	74-69
1/14/67 (OT)	A	W	72-69
2/18/67	H	W	81-58
1/13/68	A	W	84-52
2/6/68	H	W	85-64
1/11/69	H	W	96-85
2/10/69	A	W	93-83
1/28/70	A	L	50-52
2/21/70	H	W	87-76
2/6/71	H	L	79-88
2/13/71	A	W	70-67
2/5/72	A	L	58-77
2/26/72	H	W	68-59
2/3/73	H	W	85-81
2/24/73	A	L	68-96
2/2/74	A	L	83-104
2/23/74	H	L	61-64
▲ 3/7/74	N	L	66-85
1/8/75	A	L	77-83
2/8/75	H	L	80-104
2/7/76	A	L	91-102
2/21/76	H	W	69-67
▲ 3/4/76 (OT)	N	L	78-80
2/5/77 (OT)	H	L	64-65
2/19/77	A	L	72-85
1/4/78	A	W	88-78
2/18/78	H	W	81-70
▲ 3/2/78	N	W	81-69
2/3/79	H	W	87-78
2/16/79	A	L	68-70
2/2/80	A	L	82-101
2/16/80	H	W	66-61
▲ 3/1/80	N	W	73-72
1/10/81	A	L	79-94
2/7/81	H	W	55-54
▲ 3/5/81	N	L	53-56
1/9/82	H	L	36-40
2/6/82	A	L	60-77
1/15/83	A	W	86-67
2/21/83	H	L	90-101
1/14/84	H	L	75-81
2/11/84	A	W	89-84
▲ 3/11/84	N	L	62-74

1/14/85 (OT)	A	L	76-78
2/9/85	H	W	70-62
▲ 3/8/85	N	W	86-73
1/4/86	A	W	81-75
1/25/86	H	W	80-68
1/14/87	A	W	85-61
2/7/87	H	W	76-67
1/16/88	H	L	69-72
2/13/88	A	W	90-83
1/14/89	A	W	82-72
2/11/89	H	W	86-60
1/13/90	H	W	91-80
2/10/90 (OT)	A	W	114-111
▲ 3/9/90	N	W	104-84
1/12/91	A	W	94-78
2/9/91	H	W	101-81
1/8/92	A	W	83-66
2/20/92	H	W	91-89
▲ 3/13/92	N	W	94-87
1/30/93	A	W	78-62
3/3/93	H	W	95-79
1/29/94	H	W	75-62
3/2/94	A	W	73-69
1/28/95	A	L	72-74
3/1/95	H	L	92-94
1/28/96	H	W	83-73
2/28/96	A	W	77-75
▲ 3/8/96	N	L	69-82
1/26/97	A	L	70-74
2/27/97	H	W	81-69
1/3/98	A	W	104-72
1/29/98	H	W	86-59
1/3/99	A	W	82-64
2/3/99	H	W	95-77
1/9/00	A	W	80-70
2/9/00	H	L	87-98
▲ 3/12/00	N	W	81-68
1/27/01 (OT)	A	W	98-96
2/27/01	H	L	80-91
▲ 3/10/01	N	W	84-82
■ 3/31/01	N	W	95-84
1/17/02	H	W	99-78
2/17/02	A	L	73-87
1/18/03	A	L	72-87
2/19/03	H	W	75-70
1/21/04	A	W	68-60
2/22/04	H	W	86-63
▲ 3/14/04 (OT)	N	L	87-95
1/26/05	H	L	66-75
2/12/05 (OT)	A	L	92-99
1/11/06	H	W	76-52
2/11/06	A	W	96-88
2/11/07	A	L	60-72
2/28/07	H	L	77-85
1/27/08	A	W	93-84
2/13/08	H	W	77-65
1/24/09	H	W	85-44
2/25/09	A	W	78-67
▲ 3/14/09	N	W	67-61
2/13/10	H	W	77-56
3/3/10	A	L	72-79
1/9/11	H	W	71-64
2/2/11	A	W	80-62
▲ 3/11/11	N	W	87-71
1/25/12	A	W	74-61
2/11/12	H	W	73-55
1/26/13	H	W	84-64
2/16/13	A	L	81-83
▲ 3/15/13	N	L	74-83
2/15/14	H	W	69-67

MASSACHUSETTS

Duke leads 1-0

12/12/83	H	W	88-56
----------	---	---	-------

MEMPHIS

Duke leads 1-0

11/25/05	N	W	70-67
----------	---	---	-------

2018-19 DUKE MEN'S BASKETBALL

MERCER

Duke leads 3-2

1924	W	29-25	
1924	L	18-31	
1929	W	47-43	
12/21/97	H	W	126-64
■ 3/21/14	N	L	71-78

MIAMI (FLA.)

Duke leads 19-7

12/21/62	A	L	69-71
2/19/86	H	W	104-82
12/22/86	A	W	74-67
1/6/88	H	W	107-69
12/10/88	A	W	117-102
1/19/05	A	W	92-83
3/3/05	H	W	83-59
2/19/06	H	W	92-71
▲ 3/10/06	N	W	80-76
1/14/07	A	W	85-63
2/2/08	H	W	88-73
2/20/08	A	L	95-96
2/7/09 (OT)	H	W	78-75
2/17/10	A	W	81-74
▲ 3/13/10	N	W	77-74
1/2/11	H	W	74-63
2/13/11	A	W	81-71
2/5/12 (OT)	H	L	74-78
1/23/13	A	L	63-90
3/2/13	H	W	79-76
1/22/14	A	W	67-46
1/13/15	H	L	74-90
1/25/16	A	L	69-80
1/21/17	H	W	70-58
2/25/17	A	L	50-55
1/15/18	A	W	83-75

At Cameron Indoor: Duke leads 9-2
 At Watsco Center: Duke leads 6-4
 In ACC Tournament: Duke leads 2-0
 Longest Duke win streak: 9 (2/19/86-2/2/08)
 Longest Miami win streak: 2 (2/5/12-1/23/13)
 1/13/15 (25/16)
 Biggest Duke win: 107-69 (1/6/88)
 Biggest Duke loss: 63-90 (1/23/13)
 Since Joining the ACC (2004-05): Duke leads 15-6
 Duke under Mike Krzyzewski: 19-6

MIAMI (OHIO)

Duke leads 1-0

11/16/10	H	W	79-45
----------	---	---	-------

MICHIGAN

Duke leads 22-8

12/21/63	A	L	67-83
■ 3/20/64	N	W	91-80
12/5/64	H	L	79-86
12/21/65 (OT)	N	W	100-93
12/3/66	H	W	96-75
12/6/68	A	W	93-72
12/9/68	H	L	80-90
12/10/69	A	W	73-68
12/7/70	H	W	95-74
12/9/89 (OT)	A	L	108-113
12/8/90	H	W	75-68
12/14/91 (OT)	A	W	88-85
■ 4/6/92	N	W	71-51
12/5/92	H	W	79-68
12/11/93	A	W	73-63
12/10/94	H	W	69-59
12/9/95	A	L	84-88
12/8/96	H	L	61-62
12/13/97	A	L	73-81
12/12/98	H	W	108-64
12/11/99	A	W	104-97
12/9/00</			

2018-19 DUKE MEN'S BASKETBALL

2/17/51	A	L	60-85
2/9/52 (OT)	A	W	70-68
1/31/53	H	W	78-73
12/30/53	N	W	98-83
1/30/54	A	W	82-65
2/12/55	A	W	71-56
2/18/56	H	W	93-70
2/2/57 (OT)	A	L	69-71
2/19/58	A	W	77-63
2/14/59	H	W	64-63
12/19/59	N	W	76-71
2/6/60	A	W	58-48
1/3/61	N	W	78-63
2/18/61	A	W	75-73
2/17/62	H	W	91-72
1/9/63	A	W	85-70
2/1/64	H	W	121-63
12/10/64 (OT)	N	W	93-87
12/30/83	N	W	90-79
■ 3/23/86	N	W	71-50

NEW HAMPSHIRE

Duke leads 1-0

12/29/82	H	W	84-48
----------	---	---	-------

NEW MEXICO STATE

Duke leads 1-0

11/12/07	H	W	86-61
----------	---	---	-------

NEW ORLEANS

Duke leads 1-0

12/28/80	N	W	77-63
----------	---	---	-------

NEW YORK UNIVERSITY

Series tied 5-5

1/9/47 (207)	A	L	61-64
1/8/48	A	L	56-77
2/4/49	H	W	73-44
1/12/50	N	L	64-80
2/3/51	H	L	73-79
1/10/52	N	W	74-72
2/5/53	H	W	89-82
1/4/58	A	W	67-60
■ 3/12/60	N	L	59-74
■ 3/15/63	N	W	81-76

NEWBERRY

Duke leads 1-0

1923	W		40-33
------	---	--	-------

NORTH CAROLINA

Duke trails 111-137

1/24/20	H	L	25-36
3/1/20	A	W	19-18
1/26/21	H	W	25-22
2/23/21	H	L	12-44
3/5/21	N	L	18-55
2/4/22	A	L	22-38
3/7/22	H	L	23-29
2/3/23	H	L	19-20
2/17/23	A	L	32-35
1/31/24	A	L	20-31
2/19/24	H	L	20-23
1/24/25	H	L	21-25
2/14/25	A	L	18-34
1/23/26	A	L	22-38
2/20/26	H	L	21-44
1/31/27	H	L	33-40
2/22/27	A	L	21-35
2/4/28	A	L	14-27
2/11/28	H	L	23-32
2/2/29	H	W	36-20
2/16/29	A	L	24-27
3/2/29	N	W	34-17
2/1/30	A	W	35-14
2/15/30	H	W	37-36
1/31/31	H	W	30-18
2/14/31	A	W	34-23
1/30/32	A	L	20-37
2/13/32	H	W	24-18
1/31/33	H	W	36-32
2/11/33	A	W	31-24
2/3/34	A	L	21-25
2/16/34	H	L	25-30

3/2/34	N	W	21-18
2/5/35	H	W	33-27
2/16/35	A	L	20-24
2/6/36 (OT)	A	W	36-34
2/21/36	H	L	28-30
2/12/37	A	L	35-41
2/25/37	H	L	32-37
3/4/37	N	L	30-34
2/12/38	A	L	24-34
2/25/38	H	W	39-33
2/10/39	A	L	32-37
2/24/39	H	W	41-38
2/10/40	A	W	50-44
2/22/40	H	L	27-31
3/2/40	N	L	23-39
2/7/41	A	L	33-51
2/20/41	H	W	35-33
2/27/41	N	W	38-37
2/7/42	A	W	52-40
2/27/42 (OT)	H	W	41-40
2/6/43	A	W	51-39
2/26/43	H	W	43-24
1/18/44	H	L	33-37
2/5/44	A	W	41-40
2/10/44	H	L	30-39
2/26/44	N	W	44-27
1/20/45	A	W	50-41
2/14/45	H	L	38-50
2/24/45	N	L	38-49
1/9/46 (OT)	A	W	51-46
2/16/46	H	L	44-54
2/11/47	A	L	28-49
2/28/47	H	L	47-57
2/7/48	A	L	42-48
2/27/48	H	W	56-45
2/5/49	A	L	34-64
2/25/49	H	L	40-64
12/29/49	N	L	52-59
2/17/50	A	L	55-58
2/24/50	H	L	46-64
12/29/50	N	W	71-63
2/2/51	A	L	68-71
2/23/51	H	W	84-72
12/5/51	H	W	77-59
2/1/52	A	W	73-66
2/29/52	H	W	94-64
2/6/53	A	W	95-89
2/27/53	H	W	83-58
2/4/54	H	W	63-47
2/20/54	A	W	67-63
12/29/54	N	L	52-65
2/4/55	A	W	91-68
2/25/55	H	W	96-74
12/30/55	N	L	64-74
2/4/56	H	W	64-59
2/24/56	A	L	65-73
12/28/56	N	L	71-87
2/9/57	A	L	73-75
3/1/57	H	L	72-86
12/27/57	N	L	62-76
2/8/58	A	W	91-75
2/28/58	H	W	59-46
2/6/59	H	L	80-89
2/28/59	A	L	62-72
▲ 3/6/59	N	L	71-74
12/29/59	N	L	53-75
2/13/60	A	L	58-84
2/27/60	H	L	50-75
▲ 3/4/60	N	W	71-69
12/31/60	N	L	71-76
2/4/61	H	W	81-77
2/25/61 (OT)	A	L	66-69
2/3/62	H	W	79-57
2/24/62	A	W	82-74
2/2/63	A	W	77-69
2/23/63	H	W	106-93
1/11/64	H	W	84-64
2/29/64	A	W	104-69
▲ 3/6/64	N	W	65-49
1/9/65	H	L	62-65
2/27/65	A	L	66-71
1/8/66	A	W	88-77
2/26/66	H	W	77-63
▲ 3/4/66	N	W	21-20
1/7/67	H	L	56-59

3/4/67	A	L	79-92
▲ 3/11/67	N	L	73-83
1/6/68	A	L	72-75
3/2/68 (30T)	H	W	87-86
1/4/69	A	L	70-94
3/1/69	H	W	87-81
▲ 3/8/69	N	L	74-85
1/10/70	A	L	78-86
2/28/70	H	W	91-83
12/19/70	N	L	81-83
1/9/71	A	L	74-79
3/6/71	H	W	92-83
● 3/25/71	N	L	67-73
1/22/72	H	W	76-74
3/4/72	A	L	69-93
▲ 3/10/72	N	L	48-63
12/15/72	N	L	86-91
1/20/73	A	L	71-82
3/3/73	H	L	70-72
1/5/74	N	L	75-84
1/19/74	H	L	71-73
3/2/74 (OT)	A	L	92-96
1/3/75 (OT)	N	W	99-96
2/12/75	A	L	70-78
3/1/75	H	L	70-74
1/3/76	N	L	74-77
1/17/76	H	L	87-89
2/28/76	A	L	71-91
1/15/77	A	L	68-77
2/26/77	H	L	71-84
12/2/77	N	L	66-79
1/14/78	H	W	92-84
2/25/78	A	L	83-87
12/2/78	N	W	78-68
1/13/79	A	L	68-74
2/24/79	H	W	47-40
▲ 3/3/79	N	L	63-71
12/1/79	N	W	86-74
1/12/80	H	L	67-82
2/23/80	A	L	71-96
▲ 2/29/80	N	W	75-61
12/5/80	N	L	76-78
1/17/81	A	L	65-80
2/28/81 (OT)	H	W	66-65
1/16/82	H	L	63-73
2/27/82	A	L	66-84
1/22/83	A	L	82-103
3/5/83	H	L	81-105
2/1/84	H	L	73-78
3/3/84 (20T)	A	L	83-96
▲ 3/10/84	N	W	77-75
1/19/85	A	W	93-77
3/2/85	H	L	68-78
1/18/86	A	L	92-95
3/2/86	H	W	82-74
1/10/87	H	L	77-85
2/26/87	A	L	71-77
1/21/88	A	W	70-69
3/6/88	H	W	96-81
▲ 3/13/88	N	W	65-61
1/18/89	H	L	71-91
3/5/89	A	W	88-86
▲ 3/12/89	N	L	74-77
1/17/90	A	L	60-79
3/4/90	H	L	75-87
1/19/91	H	W	74-60
3/3/91	A	W	83-77
▲ 3/10/91	N	L	74-96
2/5/92	A	L	73-75
3/8/92	H	W	89-77
▲ 3/15/92	N	W	94-74
2/3/93	H	W	81-67
3/7/93	A	L	69-83
2/3/94	A	L	78-89
3/5/94	H	L	77-87
2/2/95 (20T)	H	L	100-102
3/4/95	A	L	86-99
1/31/96	A	L	72-73
3/3/96	H	L	78-84
1/29/97	H	W	80-73
3/2/97	A	L	85-91
2/5/98	A	L	73-97
2/28/98	H	W	77-75
▲ 3/8/98	N	L	68-83
1/27/99	H	W	89-77

2/27/99	A	W	81-61
▲ 3/7/99	N	W	96-73
2/3/00 (OT)	A	W	90-86
3/4/00	H	W	90-76
2/1/01	H	L	83-85
3/4/01	A	W	95-81
▲ 3/11/01	N	W	79-53
1/31/02	A	W	87-58
3/3/02	H	W	93-68
▲ 3/8/02	N	W	60-48
2/5/03	H	W	83-74
3/9/03	A	L	79-82
▲ 3/15/03	N	W	75-63
2/5/04 (OT)	A	W	83-81
3/6/04	H	W	70-65
2/9/05	H	W	71-70
3/6/05	A	L	73-75
2/7/06	A	W	87-83
3/4/06	H	L	76-83
2/7/07	H	L	73-79
3/4/07	A	L	72-86
2/6/08	A	W	89-78
3/8/08	H	L	68-76
2/11/09	H	L	87-101
3/8/09	A	L	71-79
2/10/10	A	W	64-54
3/6/10	H	W	82-50
2/9/11	H	W	79-73
3/5/11	A	L	67-81
▲ 3/13/11	N	W	75-58
2/8/12	A	W	85-84
3/3/12	H	L	70-88
2/13/13	H	W	73-68
3/9/13	A	W	69-53
2/20/14	A	L	66-74
3/8/14	H	W	93-81
2/18/15 (OT)	H	W	92-90
3/7/15	A	W	84-77
2/17/16	A	W	74-73
3/5/16	H	L	72-76
2/9/17	H	W	86-78
3/4/17	A	L	83-90
▲ 3/10/17	N	W	93-83
2/8/18	A	L	78-82
3/3/18	H	W	74-64
▲ 3/9/18	N	L	69-74

At Cameron Indoor: Duke leads 45-36
 At Dean E. Smith Center: Duke trails 15-18
 In ACC Tournament: Duke leads 13-9
 Longest Duke win streak: 8 (2/23/51-2/20/54)
 Longest UNC win streak: 16 (2/23/21-2/11/28)
 Biggest Duke win: 104-69 (2/29/64)
 Biggest Duke loss: 19-55 (3/5/21)
 Duke under Mike Krzyzewski: 46-42

NORTH CAROLINA A&T

Duke leads 8-0

● 3/12/81	H	W	79-69
12/19/94	H	W	99-56
1/20/98	A	W	101-66
12/20/98	H	W	88-53
12/19/99	H	W	101-60
12/30/00	H	W	108-73
12/16/01	H	W	93-51
12/17/02	N	W	91-57

NORTH CAROLINA ASHEVILLE

Duke leads 2-0

12/17/08	H	W	99-56
11/18/13	H	W	91-55

NORTH CAROLINA CENTRAL

Duke leads 1-0

11/9/07	H	W	121-56
---------	---	---	--------

MEDIA GUIDE

NORTH CAROLINA GREENSBORO

MEDIA GUIDE

2/12/44	H	W	53-32
2/25/44	N	W	40-32
1/30/45	H	W	48-38
2/17/45	A	W	47-40
1/11/46	A	W	46-34
2/2/46	H	W	56-33
2/28/46 (OT)	N	W	44-38
1/18/47	H	W	60-53
2/18/47	A	L	57-83
2/14/48	H	L	43-44
2/18/48	A	L	37-70
3/6/48	H	L	50-58
1/15/49	H	L	52-53
2/11/49	A	L	44-47
1/7/50	H	W	58-55
2/14/50	A	L	50-68
3/4/50	H	L	47-67
1/6/51 (OT)	H	L	71-77
2/10/51	A	L	65-75
3/3/51	N	L	63-67
1/5/52 (20T)	H	L	70-72
2/12/52	A	W	71-58
3/8/52	N	L	68-77
1/10/53	H	L	64-82
2/14/53	A	W	84-82
1/9/54	H	W	87-85
2/9/54	A	W	90-89
▲ 3/5/54	N	L	75-79
1/8/55	H	L	91-96
2/15/55	A	L	78-84
▲ 3/5/55	N	L	77-87
1/7/56	H	W	68-58
2/14/56	A	L	81-90
▲ 3/2/56	N	L	79-91
12/29/56	N	L	80-102
1/5/57	H	W	92-85
2/12/57	A	L	72-79
1/11/58 (20T)	H	W	76-75
2/11/58	A	W	65-48
1/10/59	H	L	60-67
2/10/59	A	L	72-80
1/9/60	H	W	47-34
2/9/60	A	L	53-63
1/7/61	H	W	81-67
2/7/61	A	L	59-61
1/6/62	H	L	60-61
2/6/62	A	L	55-71
1/5/63	H	W	78-52
2/9/63	A	W	56-55
▲ 3/1/63	N	W	82-65
1/4/64	H	W	91-70
2/5/64	A	W	66-48
▲ 3/5/64	N	W	75-44
2/3/65	A	W	84-74
2/9/65 (OT)	H	W	78-67
▲ 3/6/65	N	L	85-91
1/29/66	H	W	84-77
2/10/66	A	W	78-74
▲ 3/5/66	N	W	71-66
1/28/67	H	W	99-60
2/8/67	A	W	69-65
1/27/68	H	W	82-76
2/28/68	A	W	71-61
▲ 3/8/68	N	L	10-12
1/25/69	H	L	74-77
2/26/69	A	L	73-88
1/24/70	H	L	76-77
2/25/70	A	W	71-69
1/13/71	H	L	89-93
2/24/71	A	W	82-78
▲ 3/11/71	N	L	61-68
12/17/71	N	L	62-67
1/12/72	A	L	58-85
2/23/72 (OT)	H	W	74-73
▲ 3/9/72	N	W	73-60
1/10/73	A	L	87-94
2/21/73	H	L	50-74
2/4/74	H	L	78-92
2/20/74	A	L	87-113
1/27/75	H	L	71-95
2/19/75	A	L	78-92
1/2/76	N	L	95-104
1/24/76	A	L	101-106
2/18/76	H	L	95-96
11/27/76	N	W	84-82

1/22/77	H	L	78-79
2/16/77	A	L	74-92
1/7/78	A	L	50-74
2/15/78	H	W	76-64
12/11/78	N	W	65-63
1/21/79	A	W	75-69
2/14/79	H	W	66-48
▲ 3/2/79	N	W	62-59
1/19/80	H	W	67-56
2/13/80	A	L	59-76
▲ 2/28/80	N	W	68-62
12/6/80	N	L	60-74
1/21/81	A	W	56-47
2/19/81	H	L	51-52
1/20/82	H	W	49-48
2/16/82	A	L	56-72
1/26/83	A	L	79-94
2/23/83	H	L	79-96
1/26/84	H	L	76-79
2/23/84 (OT)	A	W	73-70
1/23/85	A	L	71-89
2/20/85	H	L	66-70
1/11/86	H	W	74-64
2/15/86	A	W	72-70
1/21/87	A	L	74-87
2/19/87	H	W	66-50
▲ 3/6/87 (OT)	N	L	64-71
2/6/88	H	L	74-77
2/24/88	A	L	78-89
▲ 3/12/88	N	W	73-71
1/26/89	A	L	73-88
2/23/89	H	W	86-65
1/24/90 (OT)	H	W	85-82
2/21/90	A	L	71-76
1/23/91	A	L	89-95
2/20/91	H	W	72-65
▲ 3/9/91	N	W	93-72
1/15/92	H	W	110-75
2/16/92	A	W	71-63
1/21/93	H	W	92-56
2/21/93	A	W	91-82
1/20/94	A	W	92-65
2/20/94	H	W	85-58
1/18/95	H	L	60-77
2/18/95	A	L	79-84
▲ 3/9/95	N	W	83-70
1/18/96	A	W	71-70
2/17/96 (OT)	H	W	79-76
1/21/97	A	W	70-55
2/8/97	H	W	80-51
▲ 3/7/97	N	L	60-66
1/7/98	H	W	64-50
2/8/98	A	W	65-49
12/5/98	H	W	89-69
1/30/99	A	W	80-61
▲ 3/6/99	N	W	83-68
1/19/00 (OT)	H	W	92-88
2/19/00	A	W	71-66
1/10/01	A	W	84-78
2/11/01	H	W	101-75
▲ 3/9/01	N	W	76-61
1/13/02	A	W	76-57
2/14/02	H	W	108-71
▲ 3/10/02	N	W	91-61
1/22/03	A	L	71-80
2/22/03	H	W	79-68
▲ 3/16/03	N	W	84-77
1/15/04	H	W	76-57
2/15/04	A	L	74-78
1/13/05	A	W	86-74
▲ 3/12/05	N	W	76-69
1/18/06	H	W	81-68
1/20/07	A	W	79-56
▲ 3/8/07 (OT)	N	L	80-85
1/31/08	H	W	92-72
3/1/08	A	W	87-86
1/20/09	H	W	73-56
1/20/10	A	L	74-88
1/19/11	A	W	92-78
2/5/11	H	W	76-52
2/16/12	H	W	78-73
1/12/13	A	L	76-84
2/7/13	H	W	98-85
1/18/14	H	W	95-60
▲ 3/15/14	N	W	75-67

1/11/15	A	L	75-87
▲ 3/12/15	N	W	77-53
1/23/16	A	W	88-78
2/16/16	H	W	88-80
▲ 3/9/16	N	W	92-89
1/23/17	H	L	82-84
1/6/18	A	L	85-96

At Cameron Indoor: Duke leads 50-26
At PNC Arena: Duke leads 8-6
In ACC Tournament: Duke leads 17-9
Longest Duke win streak: 15 (1941-1/18/47)
Longest NCSU win streak: 9 (1/10/73-2/18/76)
Biggest Duke win: 99-60 (1/28/67)
Biggest Duke loss: 37-70 (2/18/48)
Duke under Mike Krzyzewski: 54-24

NORTH CAROLINA WILMINGTON
Duke leads 2-0

2/8/82 (OT)	H	W	67-57
■ 3/17/16	N	W	93-85

NORTHEASTERN
Duke leads 4-0

12/7/92	H	W	103-72
11/27/93	H	W	86-72
11/26/94	H	W	93-70
12/30/95	A	W	87-56

NORTHWESTERN
Duke leads 7-0

12/29/70	N	W	93-87
12/19/84	A	W	76-55
12/30/85	H	W	78-55
12/30/86	H	W	106-55
12/3/87	A	W	79-57
12/3/88	H	W	86-62
12/2/89	A	W	103-77

NOTRE DAME
Duke leads 24-7

2/20/65	N	W	101-88
12/31/65	N	W	95-73
2/25/67	N	W	77-65
2/10/68	N	W	73-67
2/17/73	H	W	86-74
2/9/74	A	L	68-87
■ 3/25/78	N	W	90-86
2/16/85	N	W	81-69
2/16/86	H	W	75-74
2/15/87 (OT)	A	L	66-70
2/7/88	H	W	70-61
2/5/89	A	W	102-80
2/4/90	H	W	88-76
11/23/90	N	W	85-77
2/2/91	A	W	90-77
2/1/92	H	W	100-71
2/16/93	A	W	67-50
1/26/94	H	W	74-72
1/24/95	A	W	87-74
11/26/98	N	W	111-82
■ 3/16/02	N	W	84-77
1/4/14	A	L	77-79
1/28/15	A	L	73-77
2/7/15	H	W	90-60
▲ 3/13/15	N	L	64-74
1/16/16	H	L	91-95
▲ 3/10/16 (OT)	N	L	79-84
1/30/17	A	W	84-74
▲ 3/11/17	N	W	75-69
1/29/18	H	W	88-66
▲ 3/8/18	N	W	88-70

At Cameron Indoor: Duke leads 8-1
At Joyce Center: Duke leads 5-4
In ACC Tournament: Tied 2-2
Longest Duke win streak: 11 (2/16/85-3/16/12)
Longest ND win streak: 3 (3/31/15-3/10/16)
Biggest Duke win: 90-60 (2/7/15)
Biggest Duke loss: 68-87 (2/9/74)
Since Joining the ACC (2013-14): 5-5
Duke under Mike Krzyzewski: 17-6

2018-19 DUKE MEN'S BASKETBALL

OHIO STATE
Duke leads 4-3

12/6/63	N	W	76-75
12/30/64 (20T)	A	W	94-89
12/29/66	N	L	82-83
12/29/78 (OT)	N	L	84-90
12/3/02	N	W	91-76
11/29/11	A	L	63-85
11/28/12	H	W	73-68

OHIO UNIVERSITY
Duke leads 1-0

12/7/83	H	W	82-63
---------	---	---	-------

OKLAHOMA
Duke leads 4-0

2/22/86	H	W	93-84
12/22/90	A	W	90-85
1/4/93 (OT)	H	W	88-84
12/18/04	N	W	78-67

OKLAHOMA CITY
Duke leads 1-0

● 3/14/68	N	W	97-81
-----------	---	---	-------

OKLAHOMA STATE
Series tied 1-1

12/19/39	A	L	41-51
■ 3/15/98	N	W	79-73

OLD DOMINION
Duke leads 2-0

3/15/86	N	W	89-61
11/23/95	N	W	75-55

OREGON
Series tied 1-1

11/27/10	N	W	98-71
■ 3/24/16	N	L	68-82

OREGON STATE
Duke leads 2-0

12/28/53	N	W	71-61
3/23/63	N	W	85-63

PACIFIC
Duke leads 2-0

12/29/83	N	W	68-66
11/27/03	N	W	82-69

PENNSYLVANIA
Duke leads 10-6

1940	A	L	35-49
2/13/43	A	L	48-49
3/8/50	A	L	50-68
1/3/51	A	L	76-85
1/2/52	H	W	62-52
12/30/52	N	L	80-97
12/16/55	A	W	98-80
12/19/58	A	W	66-57
12/7/71 (OT)	H	L	49-50
■ 3/17/78	N	W	84-80
12/11/79	A	W	70-57
■ 3/8/80	N	W	52-42
12/22/80	H	W	88-82
12/7/05	H	W	72-59
12/31/09	H	W	114-55
1/1/12	H	W	85-55

PENN STATE
Duke leads 9-1

12/28/49	N	L	48-51
12/9/60	N	W	69-46
1/3/62	H	W	95-55
11/30/63	H	W	92-62
1/5/65	H	W	121-88
1/3/66	H	W	83-58
1/3/67	H	W	89-84
1/3/70	H	W	93-43
12/30/70	N	W	67-56
11/19/16	N	W	78-68

PEPPERDINE
Duke leads 1-0

■ 3/15/85	N	W	75-62
-----------	---	---	-------

PITTSBURGH
Duke leads 11-7

12/17/38	H	L	37-51
2/3/41	H	L	32-46
12/20/54	A	W	90-68
12/20/55	A	W	92-54
2/5/57	H	W	90-72
12/21/57 (20T)	A	L	84-87
1/31/59	H	W	75-66
1/12/74			

2018-19 DUKE MEN'S BASKETBALL

MEDIA GUIDE

PURDUE

Duke trails 3-4

12/28/72	N	L	77-82
■ 3/15/80	N	L	60-68
● 3/20/81	A	L	69-81
■ 3/26/94	N	W	69-60
11/29/03	N	L	68-78
12/2/08	A	W	76-60
■ 3/26/10	N	W	70-57

RADFORD

Duke leads 2-0

■ 3/13/98	N	W	99-63
11/21/09	H	W	104-67

RANDOLPH-MACON

Duke leads 2-0

1931		W	48-18
12/12/36	A	W	40-25

RHODE ISLAND

Duke leads 5-0

■ 3/12/78	N	W	63-62
■ 3/24/88	N	W	73-72
11/16/09	H	W	82-79
11/20/16	N	W	75-65
■ 3/17/18	N	W	87-62

RICE

Duke leads 1-0

12/30/76	N	W	87-77
----------	---	---	-------

RICHMOND

Duke leads 8-2

1923		W	30-22
2/7/25	A	L	25-35
1926		L	30-42
2/11/36	A	W	31-27
12/11/36	A	W	38-35
1/11/38	H	W	32-24
12/30/71	H	W	54-52
1/24/73	A	W	70-66
12/11/76	H	W	65-63
■ 3/16/90	N	W	81-46

RIDER

Duke leads 1-0

12/18/41	H	W	55-29
----------	---	---	-------

ROANOKE

Series tied 1-1

1914	H	W	42-15
1915		L	19-31

ROBERT MORRIS

Duke leads 1-0

■ 3/20/15	N	W	85-56
-----------	---	---	-------

RUTGERS

Duke leads 3-0

1/27/81	A	W	53-51
1/6/82	H	W	80-61
12/12/92	N	W	88-79

ST. BONAVENTURE

Duke trails 0-1

● 3/27/71 (OT)	N	L	88-92
----------------	---	---	-------

SAINT FRANCIS (PA.)

Duke leads 1-0

12/5/17	H	W	124-67
---------	---	---	--------

ST. JOHN'S

Duke leads 16-7

2/4/38	A	L	28-44
12/30/78	N	L	66-69
■ 3/11/79	N	L	78-80
11/29/85	N	W	71-70
■ 3/18/90	N	W	76-72
■ 3/24/91	N	W	78-61
12/5/91	N	W	91-81
1/24/99 (OT)	A	W	92-88
2/26/00	H	L	82-83

2/18/01	A	W	91-59
2/24/02	H	W	97-55
3/2/03	A	L	71-72
12/6/03	H	W	79-58
2/26/05	A	W	58-47
12/21/05	H	W	70-57
2/25/07	A	W	67-50
2/23/08	H	W	86-56
2/19/09	A	W	76-69
12/5/09	H	W	80-71
1/30/11	A	L	78-93
1/28/12	H	W	83-76
1/25/15	A	W	77-68
2/3/18	A	L	77-81

ST. JOSEPH'S

Duke leads 10-0

■ 3/11/60	N	W	58-56
■ 3/16/63	N	W	73-59
■ 3/11/66	N	W	76-74
2/14/76	A	W	85-73
2/12/77	H	W	72-62
12/29/77	N	W	74-61
12/1/84	H	W	59-46
1/13/86	A	W	87-66
1/7/87	H	W	93-83
11/20/96	H	W	89-60

ST. LOUIS

Duke leads 4-0

11/26/84	A	W	97-64
1/8/86	H	W	84-58
1/14/88	H	W	69-53
12/11/10	H	W	84-47

ST. PETER'S

Duke trails 0-2

● 3/18/68	N	L	71-100
12/27/71	N	L	74-77

SAN DIEGO STATE

Duke leads 2-0

12/29/01	H	W	92-79
■ 3/22/15	N	W	68-49

SAMFORD

Duke leads 1-0

2/9/24		W	38-16
--------	--	---	-------

SAN FRANCISCO

Series tied 1-1

12/9/72	N	L	68-72
1/26/93	H	W	117-73

SAN JOSE STATE

Duke leads 1-0

12/31/06	H	W	70-51
----------	---	---	-------

SANTA CLARA

Duke leads 3-0

12/26/70	H	W	86-80
12/8/72	N	W	69-65
12/29/12	H	W	90-77

SETON HALL

Duke leads 7-1

12/26/57	N	W	69-62
2/23/61	A	W	112-78
2/27/71	A	W	89-61
■ 4/1/89	N	L	78-95
■ 3/26/92	N	W	81-69
11/19/01	N	W	80-79
■ 3/20/04	N	W	90-62
11/16/05	H	W	93-40

SIENA

Duke leads 1-0

11/13/15	H	W	92-74
----------	---	---	-------

SOUTH CAROLINA

Duke leads 58-20

1914	H	W	46-13
1/13/20	H	W	40-12

1/13/21	H	W	40-12
1/13/22	H	W	41-25
1924		L	19-36
1924		W	43-24
1926		W	36-22
1/12/28	W	39-32	
1929		W	45-35
1929		W	44-39
1930		W	33-26
1931		W	44-16
2/18/33	A	L	23-46
2/26/33	N	L	21-33
2/20/34	H	L	23-28
12/17/34	A	L	23-24
2/21/35	H	W	37-34
12/17/36	A	W	45-35
1/7/37	H	W	52-24
12/15/37	A	L	26-32
1/12/38	H	W	42-34
3/1/41	N	W	53-30
2/4/44	H	W	46-40
1/2/46	A	W	52-36
1/23/46	H	W	55-33
3/6/47	N	L	54-56
3/3/48	N	W	63-48
12/20/49	A	L	44-54
1/17/50	H	W	79-60
3/2/50	N	W	53-41
1/11/51	H	W	60-58
1/30/51	A	L	62-82
2/23/52	A	W	96-82
1/7/53	A	W	76-67
2/21/53	H	W	98-68
1/4/54	A	W	89-69
2/23/54	H	W	89-55
12/10/54	H	W	95-55
1/12/55	A	W	82-64
1/31/55	N	W	83-67
12/19/55	H	W	82-68
1/10/56	A	W	63-52
12/5/56	N	W	104-76
2/23/57	H	W	94-81
▲ 3/7/57	N	L	81-84
12/17/57	A	L	51-62
2/3/58	H	W	61-49
12/15/58	H	W	68-61
2/3/59	A	W	80-72
12/12/59	A	W	72-70
1/30/60	H	W	79-65
▲ 3/3/60	N	W	82-69
12/12/60	H	W	107-79
1/31/61	A	W	107-94
▲ 3/3/61	N	W	92-75
12/13/61	A	W	76-69
1/30/62	H	W	89-73
12/4/62	H	W	95-63
1/29/63	A	W	88-70
12/16/63	A	W	77-70
1/30/64	H	W	80-67
12/12/64	H	W	111-72
2/17/65	A	W	87-59
▲ 3/4/65	N	W	62-60
12/6/65	A	L	71-73
2/14/66	H	W	41-38
▲ 3/10/67	N	W	69-66
1/30/68	A	L	80-83
2/24/68	H	L	50-56
2/1/69	A	L	57-64
2/8/69	H	L	72-82
▲ 3/7/69	N	W	68-59
1/31/70	H	L	55-67
2/14/70	A	L	65-82
12/12/70	A	L	78-98
2/1/71	H	W	82-71
11/20/01	N	W	81-56
■ 3/19/17	N	L	81-88

SOUTH CAROLINA STATE

Duke leads 7-0

■ 3/16/89	N	W	90-69
12/6/93	H	W	97-61
1/2/95	H	W	107-61
12/4/95	H	W	84-64
1/2/97	H	W	104-54
12/1/97	H	W	98-40

11/21/98	H	W	120-56
----------	---	---	--------

SOUTH DAKOTA

Duke leads 1-0

12/2/17	H	W	96-80
---------	---	---	-------

SOUTH FLORIDA

Duke leads 3-0

1/11/75	H	W	95-86
12/2/80	A	W	83-72
12/5/83	H	W	95-66

SOUTHERN

Duke leads 2-0

■ 3/16/06	N	W	70-54
11/17/17	H	W	78-61

SOUTHERN CALIFORNIA

Duke leads 4-2

12/29/52	N	L	69-87
12/10/77 (OT)	A	L	81-87
12/13/78	H	W	79-65
12/29/84	N	W	75-73
11/27/99	N	W	81-68
■ 3/24/01	N	W	79-69

SOUTHERN ILLINOIS

Duke leads 3-1

● 3/13/67	N	L	63-72
2/8/68	N	W	78-54
■ 3/18/93	N	W	105-70
11/20/08	N	W	83-58

SMU

Duke leads 3-1

12/8/77	A	W	91-67
11/27/78	H	W	86-80
12/28/83	N	L	76-78
■ 3/19/88	N	W	94-79

STANFORD

Duke trails 1-2

11/1/99 (OT)	N	L	79-80
12/21/00	N	L	83-84
11/22/14	N	W	70-59

STETSON

Duke leads 9-2

1917		L	37-43
11/29/80	H	W	67-49
2/10/82	A	L	81-88
2/16/83	H	W	89-80
2/15/84	A	W	80-69

MEDIA GUIDE

1/16/91	A	W	83-50
12/1/93	H	W	78-63

TOLEDO

Duke leads 2-0			
12/12/04	H	W	82-54
12/29/14	H	W	86-69

TROY

Duke leads 1-0			
3/17/17	N	W	87-65

TULANE

Duke leads 2-1			
12/30/50	N	W	74-72
1/7/76	A	L	82-92
1/6/79	N	W	74-64

TULSA

Duke leads 3-0			
11/27/96	N	W	72-67
3/14/99	N	W	97-56
2/25/10	H	W	70-52

UCLA

Duke leads 10-6			
12/22/53	N	L	67-72
3/21/64	N	L	83-98
12/10/65	H	W	82-66
12/11/65	N	W	94-75
12/9/66	A	L	54-88
12/10/66	A	L	87-107
3/22/90	N	W	90-81
3/1/92	A	W	75-65
2/28/93	H	W	78-67
2/26/95	A	L	77-100
2/25/96	H	W	85-66
2/23/97	A	L	69-73
2/22/98	H	W	120-84
3/22/01	N	W	76-63
11/30/02	N	W	84-73
12/19/13	N	W	80-63

UNLV

Series tied 2-2			
12/27/72	A	L	83-89
4/2/90	N	L	73-103
3/30/91	N	W	79-77
12/10/16	N	W	94-45

UTAH

Duke leads 3-2			
12/28/59	N	W	63-52
3/19/66	N	W	79-77
3/14/70	N	L	75-78
3/27/15	N	W	63-57
12/19/15 (OT)	N	L	75-77

UTAH STATE

Duke leads 1-0			
11/29/15	H	W	85-52

UTAH VALLEY

Duke leads 1-0			
11/11/17	H	W	99-69

VALPARAISO

Duke leads 3-0			
2/26/04	H	W	97-63
12/4/04	N	W	93-61
12/18/05	H	W	104-77

VANDERBILT

Duke leads 10-5			
1931		W	50-44
2/26/32	N	W	44-32
12/1/53	H	W	94-88
12/7/54	A	L	66-71
12/11/62	H	W	90-70
12/11/63 (OT)	A	L	92-97
12/13/66	A	W	97-89
12/16/67	A	L	75-76
12/9/80 (OT)	A	W	72-69

11/28/81 (207)	H	L	75-76
12/11/82	A	L	65-74
11/26/83	H	W	78-74
12/4/85	A	W	84-74
12/6/86	H	W	78-66
11/22/96	H	W	86-57

VERMONT

Duke leads 3-0			
12/30/75	H	W	94-77
12/28/79	H	W	92-67
11/24/13	H	W	91-90

VILLANOVA

Duke leads 7-4			
1931		L	21-22
3/8/55	N	L	73-74
12/17/55	A	W	86-76
12/14/57	H	W	60-53
12/20/58	A	L	67-74
3/13/64	N	W	87-73
3/19/78	N	W	90-72
12/14/96	A	W	87-79
12/10/97	H	W	94-66
11/17/00	H	W	98-85
3/26/09	N	L	54-77

VIRGINIA

Duke leads 119-51			
1911	H	L	18-24
1913	A	L	12-33
2/10/14	N	L	21-51
1915	N	L	24-51
1915	A	L	18-52
2/11/16	A	L	31-34
1917	A	W	37-34
1918	A	W	32-25
2/24/19	A	L	16-47
1920	A	L	20-28
2/17/21	A	L	15-34
2/25/21	H	W	24-22
1923	A	L	25-28
1923	H	W	37-24
1927	H	L	24-34
1927	A	W	36-26
1928	A	L	34-44
1929	A	L	23-35
1930	A	W	65-32
1931	A	W	43-31
2/24/33	N	W	38-24
1/20/34	H	W	26-17
1/14/35	H	W	30-20
2/28/35	N	W	39-32
1/11/36	H	W	45-29
2/10/36	A	W	44-28
12/17/44	A	W	56-44
12/15/45	N	W	48-38
12/14/46	N	W	47-34
12/13/47	A	L	39-49
2/19/48	H	W	57-48
12/11/48	A	W	47-37
12/10/49	N	W	82-61
12/9/50	N	W	77-57
1/2/54	H	W	86-64
3/4/54	N	W	96-68
1/15/55	H	W	109-89
2/22/55	A	W	105-92
3/4/55 (OT)	N	W	90-77
2/9/56	H	W	74-59
2/21/56	A	W	92-58
2/19/57	A	L	81-90
2/27/57	H	W	81-66
1/30/58	H	W	88-71
2/25/58 (307)	A	L	68-70
1/15/59	A	L	67-86
2/20/59	H	W	71-63
2/16/60	H	W	78-66
2/22/60	A	W	79-63
1/11/61 (OT)	A	W	92-90
2/20/61	H	W	77-66
3/2/61	N	W	89-54
2/10/62	H	W	101-75
2/19/62	A	W	97-71
1/2/63	H	W	82-65
2/13/63	A	W	79-74

2/28/63	N	W	89-70
12/19/63	H	W	84-73
2/10/64	A	W	80-59
12/19/64	A	W	104-91
2/11/65	H	W	136-72
12/18/65	A	W	75-72
2/12/66	H	W	81-55
12/16/66	H	W	98-82
2/1/67	A	W	100-77
3/9/67	N	W	99-78
12/13/67	H	W	103-61
2/1/68	A	W	90-78
12/11/68	A	L	75-81
2/17/69	H	W	100-81
3/6/69	N	W	99-86
12/6/69	H	W	57-45
2/23/70	A	L	57-61
12/5/70	A	L	70-75
2/20/71	H	W	101-69
12/4/71	H	L	77-86
2/19/72	A	W	86-76
1/3/73 (OT)	A	L	74-80
2/13/73	H	W	90-66
3/8/73	N	L	55-59
12/8/73	A	L	82-104
2/13/74	H	W	88-78
1/18/75	A	L	56-60
2/1/75 (OT)	H	L	85-92
12/6/75	H	W	81-79
2/11/76	A	L	90-94
1/17/77 (OT)	A	W	82-74
2/9/77	H	W	65-49
1/25/78	A	L	73-74
2/8/78	H	W	100-75
1/24/79	A	W	84-66
2/6/79	H	W	64-63
1/23/80	H	L	84-90
2/6/80	A	L	69-73
12/12/80	H	L	79-91
1/31/81	A	L	47-68
12/9/81	A	L	83-92
1/30/82	H	L	65-77
12/8/82	H	L	91-104
2/5/83	A	L	84-105
3/11/83	N	L	66-109
1/7/84	A	W	78-72
2/4/84	H	W	67-64
12/8/84	H	W	78-65
1/5/85	A	W	63-58
12/7/85	H	W	72-64
2/6/86	A	W	77-65
3/8/86	N	W	75-70
1/3/87	A	W	70-63
2/4/87	H	W	75-61
1/9/88	A	W	77-59
2/17/88	H	W	73-54
3/11/88	N	W	60-48
1/7/89	A	W	84-76
2/8/89	H	W	85-66
3/11/89	N	W	69-58
1/6/90	H	W	76-68
2/8/90	A	L	69-72
1/5/91	A	L	64-81
2/7/91	H	W	86-74
1/2/92	A	W	68-62
2/26/92	H	W	76-67
1/17/93	H	L	69-77
2/18/93	A	L	55-58
1/15/94	A	W	66-58
2/16/94	H	W	84-54
3/12/94	N	L	61-66
1/14/95 (207)	H	L	88-91
2/15/95	A	L	58-64
1/13/96	A	L	66-77
2/14/96	H	W	79-69
1/18/97	H	W	78-59
2/11/97	A	W	62-61
12/6/97	H	W	103-59
1/24/98	A	W	72-65
3/5/98	N	W	63-41
1/10/99	H	W	115-69
2/11/99	A	W	100-54
3/4/99	N	W	104-67
1/5/00 (OT)	A	W	109-100
2/5/00	H	W	106-86

2018-19 DUKE MEN'S BASKETBALL

1/13/01	H	W	103-61
2/14/01	A	L	89-91
1/27/02	H	W	94-81
2/28/02	A	L	84-87
1/15/03	H	W	104-93
2/15/03	A	W	78-59
3/14/03	N	W	83-76
1/11/04	A	W	93-71
2/11/04	H	W	93-75
3/12/04	N	W	84-74
1/16/05	H	W	80-66
3/11/05	N	W	76-64
1/28/06	H	W	82-63
2/1/07 (OT)	A	L	66-68
1/13/08	H	W	87-65
3/5/08	A	W	86-70
2/1/09	H	W	79-54
2/28/10	A	W	67-49
3/12/10	N	W	57-46
1/15/11	H	W	76-60
2/16/11	A	W	56-41
1/12/12	H	W	61-58
2/28/13	A	L	68-73
1/13/14	H	W	69-65
3/16/14	N	L	63-72
1/31/15	A	W	69-63
2/13/16	H	W	63-62
2/15/17	A	W	65-55
1/27/18	H	L	63-65

At Cameron Indoor: Duke leads 52-9
At John Paul Jones Arena: Duke leads 5-3
In ACC Tournament: Duke leads 15-4
Longest Duke win streak: 22 (2/20/59-2/1/68)
Longest UVa win streak:

2018-19 DUKE MEN'S BASKETBALL

MEDIA GUIDE

1/25/24	H	W	26-22
1924		W	26-24
1/31/25	A	L	18-43
2/24/25	H	W	28-25
1926	L	24-27	
1926	L	18-33	
1927	L	14-41	
1927	L	27-36	
1928	W	45-17	
2/14/28	W	37-34	
1929	W	43-34	
1929	W	35-21	
1930	W	49-22	
1930	W	37-30	
1931	W	44-27	
1931	W	25-22	
1/8/32	H	W	23-16
2/11/32	H	W	32-25
1/10/33	H	W	33-24
1/17/33	A	W	34-16
1/6/34	H	W	38-29
2/10/34	A	W	37-21
1/7/35	H	W	47-30
2/18/35	A	W	37-21
1/10/36	H	W	37-19
2/18/36	A	W	42-27
1937	H	W	30-28
2/6/37	A	L	30-34
1/7/38	H	W	38-33
2/21/38	A	W	41-40
1/7/39	A	W	52-41
2/18/39	H	W	59-34
1/27/40	H	W	50-44
2/15/40	A	W	44-35
1/8/41	H	L	35-38
2/13/41 (OT)	A	W	42-41
1/24/42	H	W	60-39
2/19/42	A	W	58-51
3/6/42	N	W	54-45
1/26/43	H	W	63-41
2/15/43	H	W	59-40
1/13/45	H	W	60-35
2/3/45	N	W	75-39
1/12/46	A	W	43-38
2/5/46	H	W	32-29
3/2/46	N	W	49-30
1/15/47	H	W	65-32
2/25/47	A	W	57-37
2/10/48	H	W	47-45
2/24/48	A	W	49-48
1/27/49	A	L	50-52
2/19/49	H	W	61-51
12/30/49	N	W	54-52
1/28/50	H	W	65-55
2/21/50	A	L	54-72
1/27/51	H	L	56-65
2/19/51	A	W	69-64
12/28/51	N	W	79-74
1/26/52	H	W	90-69
2/21/52	A	W	87-62
12/6/52	H	L	86-91
2/12/53 (OT)	A	W	101-99
12/29/53	N	W	83-66
1/12/54	A	L	89-96
2/26/54	H	W	90-81
2/9/55	A	W	75-73
2/19/55	H	W	84-65
12/31/55	N	W	64-52
1/4/56	A	L	71-84
2/11/56	H	L	77-80
1/29/57	A	L	59-77
2/16/57	H	W	75-64
12/28/57 (OT)	N	W	79-75
2/1/58	A	W	70-56
2/15/58	H	W	71-59
▲ 3/6/58	N	W	51-44
1/5/59	A	W	58-57
2/17/59	H	W	85-78
▲ 3/5/59	N	W	78-71
2/3/60	A	L	63-80
2/20/60	H	L	64-83
▲ 3/5/60	N	W	63-59
2/9/61	H	W	100-90
2/14/61	A	L	89-103
▲ 3/4/61	N	L	81-96

12/30/61	N	W	75-73
1/27/62	H	W	82-68
2/15/62	A	L	79-97
12/29/62	N	W	113-87
2/6/63	A	W	97-66
2/16/63	H	W	73-60
▲ 3/2/63	N	W	68-57
2/18/64	A	L	71-72
2/25/64	H	W	98-83
▲ 3/7/64	N	W	80-59
1/2/65	N	W	91-86
1/16/65	H	W	105-77
2/13/65	A	W	93-80
▲ 3/5/65	N	W	101-81
1/1/66	N	W	92-76
1/15/66	H	W	101-81
2/22/66 (OT)	A	L	98-99
▲ 3/3/66	N	W	103-73
12/30/66	N	W	78-73
2/21/67	H	W	97-84
2/28/67	A	W	113-71
12/30/67	N	W	103-76
2/14/68	H	W	105-65
2/22/68	A	W	50-41
12/20/68	N	L	78-106
1/8/69	A	W	85-81
2/12/69	H	W	122-93
12/23/69	N	W	98-90
1/7/70 (OT)	H	W	78-72
2/11/70	A	W	67-65
▲ 3/5/70	N	L	73-81
12/18/70	N	L	77-83
1/6/71	A	W	68-67
2/10/71	H	W	83-78
12/18/71	N	W	70-58
1/26/72	H	W	77-66
2/9/72	A	L	57-62
12/16/72	N	W	80-67
1/6/73	A	L	80-83
2/7/73	H	W	84-71
1/4/74	N	L	61-64
1/23/74	H	L	71-90
2/6/74	A	L	67-74
1/4/75	N	L	71-75
1/22/75	A	L	109-122
2/5/75	H	W	75-68
1/21/76 (OT)	H	W	97-93
2/4/76	A	L	87-89
1/126/76	N	L	80-81
1/19/77	A	L	73-85
2/2/77	H	L	80-89
12/3/77	N	W	97-84
1/18/78	H	W	81-72
2/2/78	A	L	60-79
▲ 3/4/78	N	W	85-77
1/18/79	H	W	81-69
1/31/79	A	W	75-60
▲ 3/1/79	N	W	58-56
1/130/79	N	W	72-70
1/16/80	H	W	67-66
1/30/80	A	W	82-61
1/14/81	H	L	73-76
2/14/81	A	L	52-58
1/13/82	A	L	48-58
2/13/82	H	L	71-86
▲ 3/5/82	N	L	53-88
1/19/83	H	L	84-88
2/19/83	A	L	104-110
1/18/84	A	L	66-97
2/18/84 (OT)	H	W	79-77
1/17/85 (OT)	H	L	89-91
1/30/85 (OT)	A	W	76-70
1/16/86	H	W	92-63
2/1/86	A	W	68-58
▲ 3/7/86	N	W	68-60
1/17/87	H	W	69-49
1/31/87 (OT)	A	W	62-60
1/23/88	A	W	103-70
2/11/88	H	W	98-67
12/21/88	H	W	94-88
1/21/89	A	L	71-75
▲ 3/10/89	N	W	88-64
1/20/90	A	W	97-69
2/18/90	H	W	71-56
1/14/91	H	W	89-67

2/16/91	A	L	77-86
1/25/92	H	W	84-68
2/23/92	A	L	68-72
1/13/93	A	W	86-59
2/13/93	H	L	86-98
1/13/94	H	L	68-69
2/13/94	A	L	69-78
1/11/95	A	L	64-74
2/11/95	H	L	61-62
▲ 3/10/95	N	L	70-87
1/10/96	H	L	54-57
2/11/96	A	L	65-79
1/11/97	H	L	69-81
2/5/97	A	W	73-68
1/14/98	A	W	88-52
2/14/98	H	W	78-47
1/13/99	A	W	82-72
2/13/99	H	W	102-71
1/22/00	A	W	75-61
2/22/00	H	W	96-78
▲ 3/11/00	N	W	82-73
1/24/01	H	W	85-62
2/24/01	A	W	82-80
1/19/02	H	W	103-80
2/21/02	A	W	90-61
▲ 3/9/02	N	W	79-64
1/12/03	H	W	74-55
2/13/03 (2OT)	A	L	80-94
1/17/04	H	W	84-72
2/18/04	A	L	84-90
2/2/05	A	L	89-92
2/20/05	H	W	102-92
1/8/06	A	W	82-64
2/14/06	H	W	93-70
▲ 3/11/06	N	W	78-66
1/18/07	H	W	62-40
2/17/08	A	L	73-86
1/28/09	A	L	68-70
2/22/09	H	W	101-91
1/17/10	H	W	90-70
1/22/11	A	W	83-59
1/19/12	H	W	91-73
2/28/12	A	W	79-71
1/5/13	H	W	80-62
1/30/13	A	W	75-70
2/4/14	H	W	83-63
3/5/14	A	L	72-82
1/7/15	A	W	73-65
3/4/15	H	W	94-51
1/6/16	A	W	91-75
3/1/16	H	W	79-71
1/28/17	A	W	85-83
2/18/17	H	W	99-94
1/13/18	H	W	89-71
1/23/18	A	W	84-70

At Cameron Indoor: Duke leads 61-16
 At LVM Coliseum: Duke leads 16-11
 In ACC Tournament: Duke leads 14-4
 Longest Duke win streak: 19 (1924-37)
 Longest WF win streak: 9 (2/13/93-1/11/97)
 Biggest Duke win: 113-71 (2/28/67)
 Biggest Duke loss: 53-88 (3/5/82)
 Duke under Mike Krzyzewski: 52-24

WASHINGTON
 Duke leads 5-1

12/4/76	H	W	83-81
■ 3/18/84	N	L	78-80
1/12/85	H	W	71-59
1/3/89	A	W	87-61
12/23/89	H	W	74-64
12/10/11	N	W	86-80

WASHINGTON COLLEGE
 Duke leads 1-0

11/29/77	H	W	110-66
----------	---	---	--------

WASHINGTON & LEE
 Duke leads 25-16

1913	A	L	15-90
1915	L	22-31	
2/9/16	A	L	19-33
1917	L	18-20	
1918	W	24-16	
2/25/19	A	L	17-38
1921	A	L	

1927	L	20-31	
2/8/28	A	W	53-41
1930	H	L	29-33
1930	W	30-29	
2/4/32	A	W	30-27
2/18/32	H	L	12-21
2/2/33	A	W	31-15
2/25/33	N	W	41-32
1/30/34	H	W	41-37
2/5/34	A	W	41-27
3/3/34	N	L	29-30
2/2/35	H	W	31-27
2/8/35	A	W	33-30
3/3/35	N	L	27-31
2/26/36	A	L	27-43
2/8/37	H	W	37-35
2/16/37	A	L	31-37
2/14/38	A	W	48-39
1/9/39	H	L	41-46
2/16/39	A	L	35-36
2/17/40	H	W	28-27
2/11/41	A	L	28-30
2/15/41	H	W	45-33
2/10/42	A	W	63-34
2/14/42	H	W	68-38
3/5/42	N	W	59-41
2/9/43	A	W	71-44
2/4/47	H	W	71-57
12/19/47	A	W	72-39
1/6/49	A	W	58-45
12/17/49 (OT)	A	W	81-67
12/16/50	A	W	97-69
2/14/51	H	W	94-68
12/9/52	A	W	91-80

WEST VIRGINIA
 Duke leads 18-7

1/13/51	H	W	77-73
12/22/51	A	L	74-95
3/7/52	N	W	90-88
2/3/53	H	W	91-86
12/19/53	A	W	67-64
12/21/54	N	W	92-79
2/5/55	H	W	115-75
12/15/56	N	L	82-83
12/27/56	N	W	73-67
1/27/58	H	W	72-68
12/12/58	A	L	63-101
12/10/60	N	W	66-64
12/18/61	A	W	69-65
1/26/63	H	W	111-71
12/7/63	N	W	86-81
2/6/65	H	W	109-89
2/7/66	A	L	90-94
2/4/67	N	W	91-75
2/12/69	A	L	88-90
2/7/70	N	W	82-70
1/31/76	H	W	86-77
1/29/77	A	L	65-70
■ 3/18/89	N	W	70-63
■ 3/22/08	N	L	67-73
■ 4/3/10	N	W	78-57

WESTERN CAROLINA
 Duke leads 3-0

12/30/93	H	W	87-67
12/20/95	H	W	107-67
12/30/96	H	W	104-54

WESTERN KENTUCKY
 Duke leads 4-0

12/30/68	N	W	73-72
12/26/73	N	W	75-69
12/27/75	N	W	111-90
11/25/78	A	W	78-53

WESTERN MICHIGAN
 Duke leads 1-0

12/30/11	H	W	110-70
----------	---	---	--------

Duke vs. Division I Conferences

AMERICA EAST	W-L
Albany	2-0
Binghamton	1-0
Hartford	--
Maine	1-0
Mass. Lowell	--
Md.-Baltimore County	--
New Hampshire	1-0
Stony Brook	--
Vermont	3-0
Totals	8-0

AMERICAN	W-L
Central Florida	--
Cincinnati	2-1
Connecticut	6-4
Houston	--
Memphis	1-0
East Carolina	21-0
SMU	3-1
South Florida	3-0
Temple	20-10
Tulane	2-1
Tulsa	3-0
Wichita State	--
Totals	61-17

ATLANTIC 10	W-L
Davidson	90-17
Dayton	5-1
Duquesne	5-1
Fordham	--
George Mason	3-0
George Washington	15-12
La Salle	4-0
Massachusetts	1-0
Rhode Island	5-0
Richmond	8-2
Saint Louis	4-0
St. Bonaventure	0-1
St. Joseph's	10-0
VCU	2-1
Totals	152-35

ATLANTIC SUN	W-L
Florida Gulf Coast	1-0
Jacksonville	--
Kennesaw State	--
Liberty	1-0
Lipscomb	--
NJIT	--
North Florida	--
Setonson	9-2
Stetson	11-2
Totals	11-2

BIG 12	W-L
Baylor	1-0
Iowa State	1-0
Kansas	7-5
Kansas State	1-0
Oklahoma	4-0
Oklahoma State	1-0
TCU	--
Texas	5-0
Texas Tech	--
West Virginia	18-7
Totals	37-12

BIG EAST	W-L
Butler	3-0
Creighton	1-0
DePaul	4-0
Georgetown	8-7
Marquette	6-2
Providence	1-1
Seton Hall	7-1
St. John's	16-7
Villanova	7-4
Xavier	4-0
Totals	57-22

BIG SKY	W-L
Eastern Washington	--
Idaho	--
Idaho State	--
Montana	1-0
Montana State	--
North Dakota	--
Northern Arizona	--
Northern Colorado	--
Portland State	2-0
Sacramento State	--
Southern Utah	--
Weber State	--
Totals	3-0

BIG SOUTH	W-L
Campbell	2-0
Charleston Southern	--
Gardner-Webb	2-0
Hampton	1-0
High Point	3-0
Longwood	--
Presbyterian	3-0
Radford	2-0
UNC Asheville	2-0
USC Upstate	--
Winthrop	1-0
Totals	16-0

BIG TEN	W-L
Illinois	5-2
Indiana	6-3
Iowa	7-1
Maryland	114-63
Michigan	22-8
Michigan State	12-2
Minnesota	2-1
Nebraska	--
Northwestern	7-0
Ohio State	4-3
Penn State	9-1
Purdue	3-4
Rutgers	3-0
Wisconsin	3-1
Totals	197-89

BIG WEST	W-L
Cal Poly	--
Cal State Fullerton	--
Cal State Northridge	--
Hawaii	1-0
Long Beach State	3-0
UC Davis	--
UC Irvine	--
UC Riverside	--
UC Santa Barbara	--
Totals	4-0

COLONIAL	W-L
Charleston	--
Delaware	2-0
Drexel	1-0
Elon	20-5
Hofstra	--
James Madison	--
Northeastern	4-0
Towson	--
UNC Wilmington	2-0
William & Mary	28-3
Totals	57-8

CONFERENCE USA	W-L
Alabama-Birmingham	3-0
Charlotte	6-1
Florida Atlantic	1-0
Florida International	--
Louisiana Tech	--
Marshall	--
Middle Tennessee	--
North Texas	--
Old Dominion	2-0
Rice	1-0
Southern Mississippi	--
Texas San Antonio	--
UTEP	--
Western Kentucky	4-0
Totals	17-1

HORIZON	W-L
Cleveland State	--
Detroit	2-0
Illinois-Chicago	1-0
IUPUI	--
Northern Kentucky	--
Oakland	--
Wisconsin-Green Bay	--
Wisconsin-Milwaukee	--
Wright State	--
Youngstown State	--
Totals	3-0

IVY LEAGUE	W-L
Brown	3-1
Columbia	2-1
Cornell	5-0
Dartmouth	--
Harvard	10-0
Pennsylvania	10-6
Princeton	18-1
Yale	5-0
Totals	53-9

METRO ATLANTIC	W-L
Canisius	4-1
Fairfield	4-0
Iona	1-0
Manhattan	--
Marist	1-0
Mommouth	2-0
Niagara	--
Quinnipiac	--
Rider	1-0
Siena	1-0
St. Peter's	0-2
Totals	14-3

MID-AMERICAN	W-L
Akron	--
Ball State	1-0
Bowling Green	--
Buffalo	1-0
Central Michigan	1-0
Eastern Michigan	1-1
Kent State	2-0
Miami (Ohio)	1-0
Northern Illinois	--
Ohio	1-0
Toledo	2-0
Western Michigan	1-0
Totals	11-1

MEAC	W-L
Bethune-Cookman	--
Coppin State	--
Delaware State	1-0
Florida A&M	1-0
Howard	--
Md.-Eastern Shore	--
Morgan State	--
Norfolk State	--
North Carolina A&T	8-0
North Carolina Central	1-0
Savannah State	--
South Carolina State	7-0
Totals	18-0

MISSOURI VALLEY	W-L
Bradley	2-1
Drake	1-0
Evansville	1-0
Illinois State	--
Indiana State	--
Loyola-Chicago	1-1
Missouri State	1-0
Northern Iowa	--
Southern Illinois	3-1
Valparaiso	3-0
Wright State	12-3
Totals	12-3

MOUNTAIN WEST	W-L
Air Force	1-0
Boise State	--
Colorado State	2-0
Fresno State	1-0
Nevada	--
New Mexico	--
San Diego State	2-0
San Jose State	1-0
UNLV	2-2
Utah State	1-0
Wyoming	2-0
Totals	12-2

NORTHEAST	W-L
Bryant	1-0
Central Connecticut State	--
Farleigh Dickinson	--
LIU Brooklyn	0-1
Mount St. Mary's	--
Robert Morris	1-0
Sacred Heart	--
St. Francis (N.Y.)	--
St. Francis (Pa.)	1-0
Wagner	0-1
Totals	3-2

OHIO VALLEY	W-L
Austin Peay	--
Belmont	2-0
Eastern Illinois	--
Eastern Kentucky	1-0
Jacksonville State	--
Morehead State	--
Murray State	1-0
SIU-Edwardsville	--
Southeast Missouri State	--
Tennessee State	1-0
Tennessee Tech	--
Tennessee-Martin	1-0
Totals	6-0

PAC-12	W-L
Arizona	4-5
Arizona State	1-0
California	1-2
Colorado	1-1
Oregon	1-1
Oregon State	2-0
Southern California	4-2
Stanford	1-2
UCLA	10-6
Utah	3-2
Washington	5-1
Washington State	--
Totals	33-22

PATRIOT	W-L
American	--
Army West Point	10-3
Boston University	6-0
Bucknell	3-0
Colgate	2-1
Holy Cross	2-0
Lafayette	1-0
Lehigh	4-1
Loyola (Md.)	2-0
Navy	29-13
Totals	58-18

SOUTHEASTERN	W-L
Alabama	8-3
Arkansas	1-2
Auburn	3-0
Florida	14-4
Georgia	2-3
Kentucky	9-12
LSU	5-2
Mississippi	--
Mississippi State	1-2
Missouri	2-0
South Carolina	57-20
Tennessee	8-7
Texas A&M	1-0
Vanderbilt	10-5
Totals	122-60

SOUTHERN	W-L
Chattanooga	--
The Citadel	9-0
East Tennessee State	0-1
Furman	8-1
Mercer	3-2
Samford	--
UNC Greensboro	10-0
VMI	19-8
Western Carolina	3-0
Wofford	6-0
Totals	58-12

SOUTHLAND	W-L
Abilene Christian	--
Central Arkansas	--
Houston Baptist	--
Incarinate Word	--
Lamar	2-0
McNeese State	--
New Orleans	1-0
Nicholls State	--
Northwestern State	--
Sam Houston State	--
Southeastern Louisiana	--
Stephen F. Austin	--
Texas A&M-Corpus Christi	--
Totals	3-0

SUMMIT	W-L
Denver	--
IPFW	--
Nebraska-Omaha	--
North Dakota	--
North Dakota State	--
Oral Roberts	--
South Dakota	1-0
South Dakota State	--
Western Illinois	--
Totals	1-0

SUN BELT	W-L
Appalachian State	8-1
Arkansas-Little Rock	--
Arkansas State	--
Coastal Carolina	1-0
Georgia Southern	3-0
Georgia State	1-0
Louisiana-Lafayette	1-0
Louisiana-Monroe	1-0
South Alabama	--
Texas Arlington	--
Texas State	--
Troy	1-0
Totals	16-1

SWAC	W-L
Alabama A&M	--
Alabama State	1-0
Alcorn State	--
Arkansas-Pine Bluff	1-0
Grambling State	--
Jackson State	--
Mississippi Valley State	1-0
Prairie View A&M	--
Southern	2-0
Texas Southern	1-0
Totals	6-0

WEST COAST	W-L
Brigham Young	1-1
Gonzaga	3-0
Loyola Marymount	--
Pacific	2-0
Pepperdine	1-0
Portland	3-0
St. Mary's (Calif.)	--
San Diego	--
San Francisco	1-1
Santa Clara	3-0
Totals	14-2

WESTERN ATHLETIC	W-L
CSU Bakersfield	--
Chicago State	--
Grand Canyon	1-0
New Mexico State	1-0
Seattle	--
Texas Rio Grande Valley	--
UMKC	--
Utah Valley	--
Totals	2-0

Duke Dominance

Duke has dominated college basketball since the 1997-98 season (21-year span). Among Duke's incredible accomplishments from the 1997-98 through 2017-18 seasons were the 2001, 2010 & 2015 NCAA Championships, five Final Four appearances, five consecutive ACC regular season championships from 1998-2001, 11 ACC Tournament titles, including an unprecedented five consecutive ACC Tournament titles from 1999-2003, five years ranked number one in the final AP poll and a national-high 627 victories, an average of 29.9 per season. The following is a look at Duke compared with several prominent programs during this 21-year period.

Team	Overall Victories	20-Win Seasons	30-Win Seasons	Regular Season Conference Titles	Conference Tourney Titles	NCAA Titles	National Players of the Year	Final AP No. 1 Ranking	Final Fours	Consensus First Team All-Americans	Academic All-Americans	Top 10 Final RPI	NBA Lotto Picks	NCAA Tourney Wins
Duke	627	21	11 ²	7 ¹²²	11 ¹²	3 ¹²	7*	5+	5 ¹³	12*	8 ¹³	18	20	58
Kansas	618	21	12	17	10	1	3	2	5	8	3	15	16	51
Gonzaga	587	21	4	19	16	0	1	1	1	3	6	3	4	31
Kentucky	578	20	6	12	11	2	2	3	5	5	1	15	18	50
North Carolina	557	18	8	9	4	3	2	2	7	6	6	13	12	48
Michigan State	541	18	4	8	5	1	2	0	7	3	3	6	3	48
Florida	523	19	3	7	4	2	0	1	4	0	7	7	6	39
Arizona	517	19	6	9	4	0	0	0	1	4	0	9	12	33
Connecticut	516	17	7	6	6	4	1	0	5	4	2	8	10	42
Xavier	502	19	1	9	4	0	1	0	0	1	1	3	0	21
Wisconsin	495	16	4	4	3	0	1	0	3	2	0	3	2	33
Cincinnati	495	16	3	8	4	0	1	0	0	3	0	5	2	14
Villanova	493	15	5	5	3	2	1	1	3	4	1	7	2	27
Butler	493	18	2	9	6	0	0	0	2	0	10	1	1	22
Pittsburgh	479	15	2	4	2	0	0	0	0	1	0	4	1	16
Creighton	478	18	0	4	8	0	1	0	0	3	4	0	1	5
Maryland	475	14	1	2	1	1	0	0	2	1	0	3	3	23
Utah State	475	15	2	8	7	0	0	0	0	0	0	0	0	1
UCLA	471	15	4	4	3	0	0	0	3	3	0	4	7	29
Murray State	471	12	2	11	8	0	0	0	0	0	0	0	0	2
BYU	467	17	2	6	1	0	1	0	0	1	1	1	2	4
Texas	466	16	2	3	0	0	2	0	1	4	1	5	8	19
Memphis	466	14	4	8	6	0	0	0	0	1	0	4	3	11
VCU	462	13	0	4	5	0	0	0	1	0	0	0	0	9
Illinois	458	15	1	5	2	0	1	1	1	0	0	2	2	18
Stanford	457	12	3	4	1	0	0	1	1	2	4	3	2	16
Kent State	457	16	1	9	6	0	0	0	0	0	0	0	0	4
Oklahoma	456	15	2	1	3	0	2	0	2	3	1	4	3	21
Wichita State	455	12	4	5	2	0	0	0	1	0	0	2	0	12
Notre Dame	452	15	1	1	1	0	0	0	0	3	4	3	0	13
Oklahoma State	446	16	1	1	2	0	0	0	1	0	0	2	1	13
Charleston	446	14	0	0	0	0	0	0	0	0	5	0	0	0
Oregon	445	12	2	3	4	0	0	0	1	0	1	2	1	17
Dayton	445	15	0	5	1	0	0	0	0	0	0	0	0	6
Purdue	441	13	1	2	1	0	1	0	0	2	4	3	0	20
Marquette	436	13	0	2	0	0	0	0	1	1	0	2	1	13
New Mexico	436	11	1	4	4	0	0	0	0	0	1	1	0	4
Davidson	436	13	0	12	1	0	0	0	0	1	1	0	1	3
Vermont	436	15	0	8	6	0	0	0	0	0	0	0	0	2
UNLV	434	13	1	2	4	0	0	0	0	0	0	0	4	3
West Virginia	432	12	1	0	1	0	0	0	1	0	7	1	1	19
Valparaiso	432	12	1	11	7	0	0	0	0	0	2	0	0	2
Tennessee	431	12	1	6	0	0	0	0	0	0	0	4	1	15
Utah	431	13	1	7	3	0	1	0	1	2	4	1	4	12
Saint Mary's	429	12	1	3	2	0	0	0	0	0	3	0	0	4
Syracuse	428	14	3	4	0	1	0	0	3	2	2	4	6	29
Temple	428	12	0	7	5	0	0	0	0	0	1	1	0	9
San Diego State	425	13	2	6	5	0	0	0	0	0	0	1	0	6
Tulsa	423	12	1	4	2	0	0	0	0	0	3	0	0	6
Akron	420	12	0	5	3	0	0	0	0	0	1	0	0	0

Chart above sorted by the top 50 teams in number of victories; remaining ACC teams not listed above:

Miami	419	12	0	2	1	0	0	0	0	0	1	2	1	8
Virginia	411	9	3	4	2	0	0	1	0	1	0	4	0	8
NC State	404	12	0	0	0	0	0	0	0	0	0	0	2	10
Louisville	377	12	3	1	1	0	0	1	1	1	2	5	2	13
Clemson	375	8	0	0	0	0	0	0	0	0	0	0	0	3
Florida State	369	9	0	0	1	0	0	0	0	0	0	0	2	8
Wake Forest	366	7	0	1	0	0	0	0	0	2	1	1	2	6
Boston College	348	8	0	3	1	0	0	0	0	0	0	1	1	6
Georgia Tech	347	6	0	0	0	0	0	0	1	0	1	1	3	7

Bold - Category leader; Duke's rank in each category is listed, if not leading.

* Duke's Elton Brand was the unanimous National Player of the Year in 1999. Shane Battier was the consensus National Player of the Year in 2001, but he shared the award with Blue Devil teammate Jason Williams (NABC). Duke was the first program in college history to have two National Player of the Year honorees from the same team in the same season. Williams was the consensus winner in 2002. J.J. Redick won or shared all of the major Player of the Year awards in 2006. Duke has had seven Player of the Year winners in the past 20 seasons.

+ Duke finished number one in the final AP poll in four consecutive seasons from 1999-2002, becoming the first college program in history to accomplish that feat. Since the 1997-98 season, Duke has been ranked No. 1 in the nation 74 weeks, 35 more than the next closest team. Duke has reached No. 1 in 12 of the past 20 seasons.

Duke's 12 consensus first team All-Americans from 1998-2018 are the most by any program in the nation. Elton Brand (1999), Chris Carrarell (2000), Shane Battier (2001), Jason Williams (2001, 2002), J.J. Redick (2005, 2006), Shelden Williams (2006), Nolan Smith (2011), Jabari Parker (2014), Jahliil Okafor (2015) and Marvin Bagley III (2018) were the Blue Devils' first team All-America honorees during that time.

TV/RADIO CHART



1

ZION WILLIAMSON

F • FR • 6-7 • 285
Spartanburg, S.C.



2

CAM REDDISH

F • FR • 6-8 • 218
Norristown, Pa.



3

TRE JONES

G • FR • 6-2 • 183
Apple Valley, Minn.



5

RJ BARRETT

F • FR • 6-7 • 202
Mississauga, Ontario



12

JAVIN DeLAURIER

F • JR • 6-10 • 234
Shipman, Va.



13

JOEY BAKER

F • FR • 6-7 • 200
Fayetteville, N.C.



14

JORDAN GOLDWIRE

G • SO • 6-2 • 181
Norcross, Ga.



15

ALEX O'CONNELL

G • SO • 6-6 • 183
Roswell, Ga.



20

MARQUES BOLDEN

C • JR • 6-11 • 250
DeSoto, Texas



30

ANTONIO VRANKOVIC

C • SR • 7-0 • 269
Zagreb, Croatia



41

JACK WHITE

F • JR • 6-7 • 222
Traralgon, Victoria, Australia



50

JUSTIN ROBINSON

F • JR • 6-10 • 202
San Antonio, Texas



51

MIKE BUCKMIRE

G • SO • 6-2 • 173
Blue Bell, Pa.



53

BRENNAN BESSER

G • SR • 6-5 • 190
Chicago, Ill.



K

MIKE KRZYZEWSKI

Head Coach
39th season at Duke

2018-19 SCHEDULE

FRI.	OCT. 19	COUNTDOWN TO CRAZINESS PRESENTED BY DELTA AIR LINES	CAMERON INDOOR STADIUM	ESPN+	7 P.M.
TUE.	OCT. 23	VIRGINIA UNION (EXH.)	CAMERON INDOOR STADIUM	ACCN EXTRA	7 P.M.
SAT.	OCT. 27	FERRIS STATE (EXH.)	CAMERON INDOOR STADIUM	ACCN EXTRA	4 P.M.

State Farm Champions Classic

Tue.	Nov. 6	vs. Kentucky	Indianapolis, Ind.	ESPN	9:30 p.m.
------	--------	--------------	--------------------	------	-----------

SUN.	NOV. 11	ARMY WEST POINT	CAMERON INDOOR STADIUM	ESPN	1 P.M.
WED.	NOV. 14	EASTERN MICHIGAN	CAMERON INDOOR STADIUM	RSN	7 P.M.

Maui Jim Maui Invitational

Mon.	Nov. 19	San Diego State	Lahaina, Hawaii	ESPN2	5 p.m.
Tue.	Nov. 20	Auburn/Xavier	Lahaina, Hawaii	ESPN/2	2:30/8 p.m.
Wed.	Nov. 21	TBA	Lahaina, Hawaii	ESPN	TBA

(Arizona, Auburn, Gonzaga, Illinois, Iowa State, San Diego State, Xavier)

ACC / BIG TEN Challenge

TUE.	NOV. 27	INDIANA	CAMERON INDOOR STADIUM	ESPN	9:30 P.M.
SAT.	DEC. 1	STETSON	CAMERON INDOOR STADIUM	ESPN2	7 P.M.
WED.	DEC. 5	HARFORD	CAMERON INDOOR STADIUM	ESPN2	7 P.M.
SAT.	DEC. 8	YALE	CAMERON INDOOR STADIUM	ESPN	5:30 P.M.
TUE.	DEC. 18	PRINCETON	CAMERON INDOOR STADIUM	ESPN2	6 P.M.
Thu.	Dec. 20	vs. Texas Tech	New York, N.Y.	ESPN2	7 p.m.
SAT.	JAN. 5	CLEMSON*	CAMERON INDOOR STADIUM	ESPN	2/8 P.M.
Tue.	Jan. 8	at Wake Forest*	Winston-Salem, N.C.	ESPN/2	7 p.m.
Sat.	Jan. 12	at Florida State*	Tallahassee, Fla.	ESPN	2 p.m.
MON.	JAN. 14	SYRACUSE*	CAMERON INDOOR STADIUM	ESPN/U	7 P.M.
SAT.	JAN. 19	VIRGINIA*	CAMERON INDOOR STADIUM	ESPN/2	2/4/6 P.M.
Tue.	Jan. 22	at Pittsburgh*	Pittsburgh, Pa.	ESPN/U	9 p.m.
SAT.	JAN. 26	GEORGIA TECH*	CAMERON INDOOR STADIUM	RAYCOM	12 P.M.
Mon.	Jan. 28	at Notre Dame*	Notre Dame, Ind.	ESPN	7 p.m.
SAT.	FEB. 2	ST. JOHN'S	CAMERON INDOOR STADIUM	ESPN/2	12 P.M.
TUE.	FEB. 5	BOSTON COLLEGE*	CAMERON INDOOR STADIUM	ESPN/2	7 P.M.
Sat.	Feb. 9	at Virginia*	Charlottesville, Va.	ESPN/2	6 p.m.
Tue.	Feb. 12	at Louisville*	Louisville, Ky.	ESPN/2	9 p.m.
SAT.	FEB. 16	NC STATE*	CAMERON INDOOR STADIUM	ESPN/2	4/6 P.M.
WED.	FEB. 20	NORTH CAROLINA*	CAMERON INDOOR STADIUM	ESPN & RAYCOM	9 P.M.
Sat.	Feb. 23	at Syracuse*	Syracuse, N.Y.	ESPN/2	6/8 p.m.
Tue.	Feb. 26	at Virginia Tech*	Blacksburg, Va.	ESPN/Raycom	7/9 p.m.
SAT.	MAR. 2	MIAMI*	CAMERON INDOOR STADIUM	CBS	4 P.M.
TUE.	MAR. 5	WAKE FOREST*	CAMERON INDOOR STADIUM	ESPN/2	7 P.M.
Sat.	Mar. 9	at North Carolina*	Chapel Hill, N.C.	ESPN	6/8 p.m.

New York Life ACC Tournament

Tue-Sat.	Mar. 12-16	at ACC Tournament	Charlotte, N.C.	ESPN/ESPN2/ESPNU/RAYCOM	
----------	------------	-------------------	-----------------	-------------------------	--

HOME AWAY * Denotes ACC game
All dates, times (ET) and TV are subject to change

