

# DUKE®

2020-21 BASKETBALL



WENDELL  
MOORE JR.

JOEY  
BAKER

JORDAN  
GOLDWIRE

MATTHEW  
HURT



## Head Coach Mike Krzyzewski

- ✓ 2001 Naismith Memorial Basketball Hall of Fame inductee
- ✓ Five National Championships (1991, 1992, 2001, 2010, 2015)
- ✓ Winningest coach in NCAA history with 1,157 career victories
- ✓ First men's basketball coach in NCAA history to amass 1,000 career wins
- ✓ Six gold medals as head coach of the U.S. Men's National Team
- ✓ Nine National Players of the Year (11 honors)
- ✓ Six National Defensive Players of the Year (nine honors)
- ✓ 35 NCAA Tournament bids (most by a coach in NCAA history)
- ✓ 37 All-America selections (51 honors)
- ✓ 12 Final Four appearances
- ✓ (1986, 1988, 1989, 1990, 1991, 1992, 1994, 1999, 2001, 2004, 2010, 2015)
- ✓ 15 ACC Tournament championships (most by a coach in ACC history)
- ✓ (1986, 1988, 1992, 1999, 2000, 2001, 2002, 2003, 2005, 2006, 2009, 2010, 2011, 2017, 2019)
- ✓ 12 ACC regular season championships
- ✓ (1986, 1991, 1992, 1994, 1997, 1998, 1999, 2000, 2001, 2004, 2006, 2010)
- ✓ 1,084 total victories at Duke (506 ACC wins -- most in league history)
- ✓ 641 weeks ranked among the nation's top 25 teams (most in AP Poll history)
- ✓ 553 weeks ranked among the nation's top 10 teams (most in AP Poll history)
- ✓ 126 weeks ranked No. 1 in the country (most in AP Poll history)
- ✓ 97 NCAA Tournament victories (most in tournament history)
- ✓ 67 NBA Draft selections, including 41 in the first round
- ✓ 28 NBA Lottery picks (most in draft history)
- ✓ 15 seasons with 30 or more wins (an NCAA record for a coach)
- ✓ Part of 11 gold medal winning teams as well as two silver medalist and two bronze medalist programs with USA Basketball
- ✓ 88-1 as the head coach of the U.S. Men's National Team, ending his tenure on a National Team record 76-game winning streak
- ✓ First coach - men's or women's - to lead an Olympic basketball team to three gold medals

## Coach K's Coaching Honors

Head Coach, USA Basketball Senior National Team - 2005-16 (88-1 record)

USA Basketball National Coach of the Year - 2006, 2007, 2008, 2010, 2012, 2014, 2016

U.S. Head Coach, Olympics - 2008, 2012, 2016

U.S. Assistant Coach, Olympics - 1992

U.S. Head Coach, FIBA World Championship/World Cup - 2010, 2014

U.S. Head Coach, World Championships and Goodwill Games - 1990

National Coach of the Year - 1986, 1989, 1991, 1992, 1997, 1999, 2000, 2001

NABC District Coach of the Year - 1977, 1984, 1992, 1994, 2011

ACC Coach of the Year - 1984, 1986, 1997, 1999, 2000

Claire Bee Coach of the Year - 2004

President, NABC - 1998-99

Naismith Memorial Basketball Hall of Fame inductee - 2001

Named "America's Best Coach" by Time/CNN - 2001

Army Sports Hall of Fame inductee - 2009

Chicagoland Sports Hall of Fame inductee - 2010

Duke Athletics Hall of Fame inductee - 2011

Sports Illustrated Sportsman of the Year - 2011

Wayman Tisdale Humanitarian Award - 2012

Lapchick Character Award - 2015

## Most NCAA Final Four Appearances

<b>Mike Krzyzewski, Duke</b>	<b>12</b>
John Wooden, UCLA	12
Dean Smith, North Carolina	11
Roy Williams, Kansas/North Carolina	9
Tom Izzo, Michigan State	8

## Most NCAA Tournament Wins

<b>Mike Krzyzewski, Duke</b>	<b>97</b>
Roy Williams, Kansas/North Carolina	79
Dean Smith, North Carolina	65
Jim Boeheim, Syracuse	55
Tom Izzo, Michigan State	52

## Most Weeks Ranked AP No. 1 All-Time

<b>Mike Krzyzewski</b>	<b>126</b>
John Wooden	121
Adolph Rupp	61
Dean Smith	60
Roy Williams	59

## Most ACC Wins (Reg Season & Tournament)

<b>Mike Krzyzewski, Duke</b>	<b>506</b>
Dean Smith, North Carolina	422
Roy Williams, North Carolina	229
Gary Williams, Maryland	210
Leonard Hamilton, Florida State	167

## Career Wins Leaders

<b>Mike Krzyzewski</b>	<b>1,157</b>
Jim Boeheim	964
Jim Calhoun	915
Bob Knight	902
Roy Williams	885

## Career Wins at One School



<b>Mike Krzyzewski, Duke</b>	<b>1,084</b>
Jim Boeheim, Syracuse	964
Dean Smith, North Carolina	879
Adolph Rupp, Kentucky	876
Jim Phelan, Mount St. Mary's	830

## Coach K Milestone Wins

1	Lehigh (11/28/75)	56-29
100	Clemson (2/24/1982)	301 73-72
200	Alabama (12/13/1986)	76-67
300	Richmond (3/16/1990)	81-46
400	Iowa (12/22/1993)	79-76
500	North Carolina (2/28/1998)	77-75
600	North Carolina (3/11/2001)	82-80
700	Toledo (12/12/2004)	82-54
800	N.C. State (3/1/2008)	87-86
900	Michigan (3/20/2011)	73-71
1,000	St. John's (1/25/2015)	77-68
1,100	Syracuse (3/23/2018)	69-65

## Milestone Wins at Duke

1	Stetson (11/29/1980)	67-49
100	St. Joseph's (1/13/1986)	87-66
200	West Virginia (3/18/1989)	70-63
300	Northeastern (12/7/1992)	103-72
400	Murray State (3/14/1997)	71-68
500	Villanova (11/17/2000)	98-85
600	Clemson (1/3/2004)	73-54
700	Georgia Tech (2/18/2007)	71-62
800	Kansas State (11/23/2010)	82-68
900	Florida State (1/25/2014)	78-56
1,000	Utah Valley (11/11/2017)	99-69



## MEDIA GUIDE

### 2020-21 PREVIEW

Quick Facts	1
Media Information	2-3
2020-21 Roster	4
Radio/TV Chart	5

### PLAYERS

Joey Baker	8-9
Mike Buckmire	10-11
Jordan Goldwire	12-13
Matthew Hurt	14-15
Wendell Moore Jr.	16-17
Patrick Tapé	18-19
Michael Savarino	20
Keenan Worthington	21
Jaemyn Brakefield	22
Henry Coleman III	22
Jalen Johnson	23
Jeremy Roach	23
DJ Steward	24
Mark Williams	24

### COACHES AND STAFF

Mike Krzyzewski	26-37
Nate James	38
Jon Scheyer	39
Chris Carrawell	40
Nolan Smith	41
Legacy Fund	42-43
Basketball Support Staff	44-50
Kevin White	51
Senior Administration	52

### 2019-20 IN REVIEW

Results	54
Final Statistics	55
Highs/Lows	56
Box Scores	57-62
ACC Team Stats	62-63
ACC Individual Stats	63

### TRADITION

The Duke Tradition	66
Individual Honors	67-71
Hall of Fame Inductees	71
NCAA Tournament History	72-81
ACC Tournament History	82-85
In-Season Tournament Results	86-87
Foreign Exhibition Tours	87
Poll History	88-94
Sports Illustrated Covers	95
ESPN College GameDay	95
Retired Jerseys	96-102
All-Time Jersey Numbers	103
Lettermen	104-105
Duke in the NBA	106-108
International Basketball	109-110

### RECORDS

Career Records	112-115
Season Records	116-118
Attendance Records	119
Game Records	120-121
Freshman Records	122-125
Team Records	126-129
Cameron Indoor Records	130-133
100-Point Games	134-135
Overtime Games	136
Opponent Records	137
Yearly Statistics	138-146
Annual Statistics Leaders	147-150
Coaching Records	151
All-Time Player Statistics	152-157
1,000-Point Scorers	158-160

### RESULTS

Year-by-Year Record	162-163
All-Time Results	164-180
Series Records	181-190
Duke vs. Conferences	191
Duke Dominance	192

## DUKE BASKETBALL MEDIA GUIDE CREDITS

The 2020-21 Duke Men's Basketball Media Guide is a publication of the Blue Devils' Communications Department.

### MANAGING EDITOR

Mike DeGeorge, Executive Director of Communications

### ASSOCIATE EDITORS

Kyle Williams, Jean Brooks

### CONTRIBUTORS

Jon Jackson, David Bradley, "Coach K's Little Blue Book" by Barry Jacobs, Mike Cragg, Rachel Curtis, J.D. Hamilton, Brian Morrison, John Roth and Curtis Snyder.

### PHOTOGRAPHY

Duke Athletics, Duke Photography (Reagan Lunn, Nat LeDonne, Jacob Kupferman)

### PRINTING

Telepathic Graphics; Raleigh, N.C.

### COVER DESIGN

Will Britton

## 2020-21 DUKE MEN'S BASKETBALL

### DUKE QUICK FACTS

Location	Durham, N.C.
Founded	1838 as Trinity College
Enrollment	6,994
Nickname	Blue Devils
Colors	Duke Blue & White
Conference	Atlantic Coast (ACC)
Arena	Cameron Indoor Stadium
Court	Coach K Court
Arena Capacity	9,314
President	Vincent Price (Santa Clara '79)
VP/Director of Athletics	Kevin White (St. Joseph's College '72)

### BASKETBALL STAFF

Head Coach	Mike Krzyzewski (Army '69)
Overall Record	1,157-344 (45 years)
Duke Record	1,084-291 (40 years)
Associate Head Coach	Nate James (Duke '01)
Associate Head Coach	Jon Scheyer (Duke '10)
Assistant Coach	Chris Carrawell (Duke '00)
Dir. of Operations & Player Dev.	Nolan Smith (Duke '11)
Sports Performance Coach	Will Stephens (NC Central '87)
Head Athletic Trainer	Jose Fonseca (Penn State '97)
Director of High Performance	Nick Potter (Mercyhurst '01)
Creative Director	David Bradley (Duke '04)
Video Coordinator	Zach Marcus (Duke '18)
Executive Asst. to Mike Krzyzewski	Gerry Brown
Administrative Assistant	Laura Ann Howard
Basketball Office Phone	(919) 613-7500

### TEAM INFORMATION

2019-20 Overall Record	25-6
2019-20 ACC Record	15-5 (4th)
Postseason	Canceled by COVID-19 pandemic
Final Regular Season Ranking (AP)	11
Lettermen Returning	5
	Joey Baker, Mike Buckmire, Jordan Goldwire, Matthew Hurt, Wendell Moore Jr.
Lettermen Lost	7
	Vernon Carey Jr., Javin DeLaurier, Tre Jones, Alex O'Connell, Justin Robinson, Cassius Stanley, Jack White
Starters Returning	2
	Jordan Goldwire, Matthew Hurt
Starters Lost	3
	Vernon Carey Jr., Tre Jones, Cassius Stanley
Newcomers	7
	Jaemyn Brakefield, Henry Coleman III, Jalen Johnson, Jeremy Roach, DJ Steward, Patrick Tapé, Mark Williams

### PROGRAM HISTORY

First Year	1905-06
All-Time Record	2,201-893 (.711)
NCAA Championships	5 (last 2015)
ACC Championships	21 (last 2019)
NCAA Tournament Appearances	43 (last 2019)
NIT Appearances	4 (last 1981)



## Media Information

### MEDIA CREDENTIALS

- Due to the COVID-19 pandemic, Duke will begin the season by not allowing outside media entities, other than the TV and radio broadcast media, access to Cameron Indoor Stadium.
- Should that access be adjusted during the season, Duke's media credential policy is below:
- Media representatives should direct all requests to **Mike DeGeorge**, Executive Director of Communications.
- Due to limited number of seats available on press row, priority is given to daily newspapers, major magazines and electronic media in the geographic areas of the competing teams. Internet sites, other than the official sites of the two participating teams, requesting credentials should contact the Duke Communications Department regarding its policy.
- Duke reserves the right to refuse any credential request deemed not to be in the best interest of the University.

### PHOTO CREDENTIALS

- Due to the COVID-19 pandemic, Duke will begin the season by not allowing outside photo entities access to Cameron Indoor Stadium.
- Should that access be adjusted during the season, Duke's photo credential policy is below:
- Due to limited space on the baseline and the inability to create a double row for photographers, a limited number of freelance photographers may be credentialed to shoot during the season.
- There are permanent strobe lights in Cameron Indoor Stadium, thus installation by any other media agency is very limited.

### PARKING

- Media parking at Cameron Indoor Stadium is available on a limited basis. Requests for parking should be made well in advance of game day.
- The media parking area is in the Science Drive Garage at the corner of Cameron Boulevard and Science Drive, which is a short walk to Cameron Indoor Stadium.

### MEDIA WILL CALL/MEDIA ENTRANCE

- Should media be permitted access this season, Duke's media will call and entrance information is below:
- The only media entrance for this season will be through Rubenstein Pavilion on the south end of Cameron Indoor Stadium.
- Media Will Call is located at the Duke Athletic Ticket Office on the north side of the Scott Family Athletics Performance Center.
- Media Will Call opens four hours prior to the scheduled tip-off time, however media will not be permitted into Cameron Indoor Stadium until 75 minutes prior to the scheduled tip-off time.
- Prior to claiming the credential, media will be asked to complete a symptom monitoring form and submit to a temperature check.
- The above information is subject to change based on the University's COVID-19 protocols.

### POSTGAME PRESS CONFERENCES

- Duke has traditionally operated under an "open locker room" policy for postgame media access. However, that will be restricted this season due to the COVID-19 pandemic.
- For both home and road contests, selected student-athletes will be available to media postgame via a virtual audio/video press conference. A link will be sent in advance, and only approved media entities will be allowed on the video conference.
- The Duke locker room will be closed to media this season, in accordance with the University's COVID-19 guidelines.
- Head Coach **Mike Krzyzewski** will also address the media following each game via video/audio conference.

### INTERVIEW PROCEDURES

- Student-Athletes - All interviews with Duke basketball student-athletes must be arranged through the Communications Office. Please contact **Mike DeGeorge** for player requests, preferably via email at [mvd8@duke.edu](mailto:mvd8@duke.edu).
- Interview requests must be made at least one day in advance.
- There will be no interviews on the day of a game. There are no exceptions to this rule for any purpose, including national television broadcasts.
- Coaches - All interviews with Duke head coach **Mike Krzyzewski** can be arranged through **Jon Jackson**, preferably via email at [jon.jackson@duke.edu](mailto:jon.jackson@duke.edu). However, it is strongly recommended that media utilize the Atlantic Coast Conference's weekly teleconference.
- Requests for interviews with assistant coaches or basketball staff also should be arranged through **Mike DeGeorge**.
- In accordance with the University's COVID-19 guidelines, all interviews will be done electronically. No media will be permitted to conduct in-person interviews with Duke student-athletes or coaches this season.

### PRACTICE COVERAGE

- Duke practices are closed to all outside parties, and no media members will be permitted to attend.

### LIVE VIDEO STREAMING APPLICATIONS

- The use of live video streaming applications is not permitted at Duke basketball media functions, including press conferences, student-athlete media availability and open locker room sessions.
- During live game action, use of such applications are in violation of the ACC multimedia guidelines and is thus strictly prohibited.
- Please contact **Mike DeGeorge** with questions regarding this policy.

### MEDIA RELEASES/GAME NOTES

- General Duke basketball releases, as well as game notes, will be sent electronically to media and posted to the official website for Duke Athletics, [www.GoDuke.com](http://www.GoDuke.com).
- To join the distribution list, send an email to **Mike DeGeorge** at [mvd8@duke.edu](mailto:mvd8@duke.edu).
- Game notes will be available at least one day prior to each game.
- Printed copies of game notes will not be available at home games this season.

### RADIO INFORMATION

- This season, due to COVID-19 pandemic protocols, the visiting radio broadcast booth will be located in the auxiliary media section of Cameron Indoor Stadium, which is above Section 4.
- Moveable plexiglass dividers will be provided, in accordance with COVID-19 protocols.
- Hard-wired internet and one phone line are accessible at this location.
- Verification of your network or the need for additional lines must be ordered directly from Assistant Director of Game Operations **Mikaela Ryan** at (919) 684-4661.
- Space is guaranteed for only one broadcast crew from a visiting school. Student stations will not be permitted. Requests for additional broadcast crews need to be made through the visiting communications office.

### NBA SCOUTS

- Due to the COVID-19 pandemic and no availability for tickets, Duke will begin the season by not allowing NBA scouts access to Cameron Indoor Stadium on game days.
- Should that access be adjusted during the season, Duke's NBA scouts policy is below:
- NBA scouts may request tickets to Duke home basketball games. Requests for tickets should be made in advance via email on team letterhead and directed to **Elinor Hurt** in the Duke Athletic Ticket Office. Her email is [elinor.hurt@duke.edu](mailto:elinor.hurt@duke.edu).
- Scouts will be charged for the tickets. Since seating is very limited in Cameron Indoor Stadium, these requests are handled on a first-come, first-served basis.
- Tickets will be left at media will call, which is located at the Duke Athletic Ticket Office on the north side of the Scott Family Athletics Performance Center and opens three hours prior to the scheduled tip-off time.

### DUKE BASKETBALL COMMUNICATIONS



**Mike DeGeorge**  
Executive Director of Communications  
(primary basketball contact)  
[mvd8@duke.edu](mailto:mvd8@duke.edu)  
Cell: (919) 384-6601  
Office: (919) 668-1712



**Kyle Williams**  
Communications Staff Assistant  
(secondary contact)  
[kyle.williams@duke.edu](mailto:kyle.williams@duke.edu)  
Cell: (480) 358-8824  
Office: (203) 858-8650



## Media Information

### GODUKE.COM

- Duke fans and media can access unparalleled coverage of Duke men's basketball team, as well as Duke's other varsity sports, online at GoDuke.com, the official website of Duke Athletics.
- Powered by SIDEARM, Duke fans also get access to the latest video features, media notes, player biographies and breaking news related to the men's basketball team.
- GoDuke.com content is also available through mobile apps built for the iPhone, iPad and android devices, and OTT apps available on Apple TV and Roku.
- The website also features an auction site where fans can bid on Duke basketball tickets and memorabilia.
- One of the first ".com" websites for college athletics in the country, GoDuke.com continues to seek out and implement the newest available technology in the web and mobile spaces.

### #DUKEMBBSTATS; @DUKEMBBSTATS

- The most extensive collegiate statistical database in the country, the Duke Basketball Database includes biographical information on every Duke player and the result of every game in Duke history, dating back to 1905-06.
- #DukeMBBStats runs on the state of the art HANA platform from SAP, with development and hosting by LSI Consulting. The database includes every box score since the late 1930s, season and career stats for every player and year, team results, shot charts, player and team comparisons, unique #DukeMBBStats insights, and more.
- The Duke Basketball Database can be found at [www.GoDuke.com/dukembbstats](http://www.GoDuke.com/dukembbstats), and fans can follow @DukeMBBStats on Twitter.

### GODUKE THE MAGAZINE

- *GoDuke The Magazine* provides Blue Devil fans with features, columns and in-depth coverage of Duke Athletics.
- It is published monthly, 12 times per year, by Learfield IMG College and is distributed electronically, online and in print.

### ACC COACHES VIRTUAL PRESS CONFERENCE

- The ACC head basketball coaches will be featured on nine virtual press conferences during the 2020-21 season. The season's first press conference will take place on Monday, January 4, and continue through Monday, March 1.
- Each coach will have 10 minutes to make an opening statement and answer questions. There will be an instant replay of each press conference on the conference's website, theACC.com, each Monday afternoon.
- Coaches who have a Monday night game will not take part in that day's teleconference. The ACC office will distribute each week's order of coaches prior to each conference.
- Because this service is for the media only, the access can only be provided by the Duke Communications staff or the ACC office. Please contact **Mike DeGeorge** via email ([mvd8@duke.edu](mailto:mvd8@duke.edu)) at Duke, or **Andy Fledderjohann** ([afledder@theacc.org](mailto:afledder@theacc.org)) at the ACC for access to the call.

### DUKE ALL-ACCESS WITH COACH MIKE KRZYZEWSKI

- The popular weekly television show, "Duke All-Access with Coach Mike Krzyzewski," is back for another season.
- The 30-minute show features **Mike Krzyzewski** and his expert analysis of the ACC and national basketball issues. Presented in magazine format, the show also includes informative player features and behind-the-scenes access to the Duke program.
- A production of Learfield IMG College, the show airs locally on ABC-11 WTVD on Sundays at noon ET; Saturday at 9:30 a.m. ET, across the Southeast on Fox Sports South; and on MASN Tuesdays at 11 p.m. ET. It can also be viewed via the Duke Athletics YouTube Channel and archived on GoDuke.com.

### BASKETBALL AND BEYOND WITH COACH K

- **Mike Krzyzewski** hosts his own SiriusXM Satellite Radio program. Now in its 16th season, "Basketball and Beyond with Coach K" offers a mix of topical issues, interviews with special guests and Krzyzewski's personal perspective on principles for life on and off the court.
- Coach K and his co-host, sportscaster Dave Sims (voice of the Seattle Mariners), can be heard on the hour-long program each week during basketball season.
- The show debuts Thursdays at 6 p.m. ET on ESPN Radio on SiriusXM (channel 84) or on the SiriusXM app.
- Episodes are also available to subscribers through SiriusXM On Demand.

### DUKE BASKETBALL RADIO SHOW

- The Duke Basketball Radio Show returns for its 11th year this season.
- The show begins in December and airs live locally on 620 The Ticket and on The Buzz 99.3 & 93.5 FM, along with stations throughout the state. Fans can also tune in via GoDuke.com and on the TuneIn mobile app.
- Check GoDuke.com for day and time changes dictated by Duke's game schedule.
- The show is a production of the Blue Devil Sports Network from Learfield IMG College.
- Archived episodes are also available at GoDuke.com.

## Blue Devil Sports Network from Learfield IMG College

- A state-wide radio audience follows all the action of Duke men's basketball on the Blue Devil Sports Network from Learfield IMG College. The network provides in-depth pregame coverage, live play-by-play of all the action and postgame interviews straight from the locker room via satellite each game.
- Each game broadcast begins with the one-hour Tipoff Show and concludes with the Locker Room Report, featuring Coach K and a Duke player.
- **David Shumate**, in his fourth season as the voice of the Blue Devils, calls all the action for Duke fans each game. **John Roth** handles analysis, while **John Rose** serves as on-site network engineer.

### NETWORK DIRECTORY

Blue Devil Sports Network from Learfield IMG College  
3100 Tower Blvd., Suite 404  
Durham, N.C. 27707

Phone	(919) 286-1498
Website	<a href="http://Learfield.com">Learfield.com</a>
Twitter	@DukeRadio
General Manager	Patrick Streko
Associate General Manager	Brian French
Senior National Associate	Johnny Moore
Account Executive	Pete Xander
Account Executive	Taylor Trimble
Partner Services Coordinator	Matt Maginnis
Partner Services Coordinator	Ari Snyder
Play-By-Play (FB & MBKB)	David Shumate
Analyst (MBKB)	John Roth
Pregame Host (FB & MBKB)	John Roth
Engineer (FB & MBKB)	John Rose

### NETWORK AFFILIATES

Aberdeen	WEEB-AM	990
Aberdeen	WEEB-FM	97.3
Asheboro	WIST-FM	98.3
Burlington	WBAG-AM	1150
Burlington	WBAG-FM	105.9
Charlotte	WBCN-FM	94.7
Charlotte	WHVN-AM	1660
Cherryville	WCSL-AM	1590
Concord	WBCN-FM	1660
Concord	WBCN-FM	94.7
<b>Durham</b>	<b>WDNC-AM</b>	<b>620</b>
<b>Durham</b>	<b>The Buzz</b>	<b>96.5</b>
Elizabeth City	WTIB-FM	103.7
Fayetteville	WCCG-FM	104.5
Gastonia	WBCN-AM	1660
Gastonia	WBCN-FM	94.7
Greensboro	WIST-FM	98.3
Greenville	WTIB-FM	103.7
High Point	WIST-FM	98.3
Johnson City, Tenn.	WETB-AM	790
Kannapolis	WBCN-AM	1660
Kannapolis	WBCN-FM	94.7
Kernersville	WIST-FM	98.3
Kinston	WTIB-FM	103.7
Lexington	WIST-FM	98.3
Lincolnton	WLON-AM	1050
Lumberton	WCCG-FM	104.5
Monroe	WBCN-AM	1660
Monroe	WBCN-FM	94.7
New Bern	WTIB-FM	103.7
Raleigh	The Buzz	99.3
Raleigh	WDNC-AM	620



**David Shumate**  
Dir. of Broadcasting  
(play-by-play)



**John Roth**  
Analyst



**John Rose**  
Engineer



**Pat Streko**  
General Manager

Rocky Mount	WTIB-FM	103.7
Roxboro	WKRX-FM	96.7
Shelby	WOHS-FM	101.5
Shelby	WOHS-AM	1390
Southern Pines	WEEB-AM	990
Southern Pines	WEEB-FM	97.3
Spartanburg, S.C. (MBB)	WSPG-AM	1400
Spartanburg, S.C. (MBB)	WSPG-FM	98.3
Thomasville	WIST-FM	98.3
Wilmington (MBB)	WAAV-AM	980
Wilson	WTIB-FM	103.7
Winston-Salem	WIST-FM	98.3

Home games also can be heard on Sirius/XM Radio



## 2020-21 Roster

## NUMERICAL

No.	Name	Height	Weight	Position	Year	Exp.	Hometown	High School / Previous College
0	Wendell Moore Jr.	6-5	216	F	So.	1L	Charlotte, N.C.	Cox Mill
1	Jalen Johnson	6-9	220	F	Fr.	HS	Milwaukee, Wis.	Nicolet
2	DJ Steward	6-2	163	G	Fr.	HS	Chicago, Ill.	Whitney Young
3	Jeremy Roach	6-1	175	G	Fr.	HS	Lessburg, Va.	St. Paul VI
5	Jaemyn Brakefield	6-8	216	F	Fr.	HS	Jackson, Miss.	Huntington Prep (W.Va.)
12	Patrick Tapé	6-9	233	F	Gr.	TR	Charlotte, N.C.	Queens Grant / Columbia University
13	Joey Baker	6-6	201	F	Jr.	2L	Fayetteville, N.C.	Trinity Christian School
14	Jordan Goldwire	6-2	184	G	Sr.	3L	Norcross, Ga.	Norcross
15	Mark Williams	7-0	243	C	Fr.	HS	Virginia Beach, Va.	IMG Academy (Fla.)
21	Matthew Hurt	6-9	235	F	So.	1L	Rochester, Minn.	John Marshall
30	Michael Savarino	6-0	185	G	So.	RS	Durham, N.C.	Durham Academy
34	Henry Coleman III	6-7	229	F	Fr.	HS	Richmond, Va.	Trinity Episcopal
45	Keenan Worthington	6-9	225	F	So.	RS	Chapel Hill, N.C.	Blair Academy (N.J.)
51	Mike Buckmire	6-2	175	G	Sr.	3L	Blue Bell, Pa.	Germantown Friends School

## ALPHABETICAL

No.	Name	Height	Weight	Position	Year	Exp.	Hometown	High School / Previous College
13	Joey Baker	6-6	201	F	Jr.	2L	Fayetteville, N.C.	Trinity Christian School
5	Jaemyn Brakefield	6-8	216	F	Fr.	HS	Jackson, Miss.	Huntington Prep (W.Va.)
51	Mike Buckmire	6-2	175	G	Sr.	3L	Blue Bell, Pa.	Germantown Friends School
34	Henry Coleman III	6-7	229	F	Fr.	HS	Richmond, Va.	Trinity Episcopal
14	Jordan Goldwire	6-2	184	G	Sr.	3L	Norcross, Ga.	Norcross
21	Matthew Hurt	6-9	235	F	So.	1L	Rochester, Minn.	John Marshall
1	Jalen Johnson	6-9	220	F	Fr.	HS	Milwaukee, Wis.	Nicolet
0	Wendell Moore Jr.	6-5	216	F	So.	1L	Charlotte, N.C.	Cox Mill
3	Jeremy Roach	6-1	175	G	Fr.	HS	Lessburg, Va.	St. Paul VI
30	Michael Savarino	6-0	185	G	So.	RS	Durham, N.C.	Durham Academy
2	DJ Steward	6-2	163	G	Fr.	HS	Chicago, Ill.	Whitney Young
12	Patrick Tapé	6-9	233	F	Gr.	TR	Charlotte, N.C.	Queens Grant / Columbia University
15	Mark Williams	7-0	243	C	Fr.	HS	Virginia Beach, Va.	IMG Academy (Fla.)
45	Keenan Worthington	6-9	225	F	So.	RS	Chapel Hill, N.C.	Blair Academy (N.J.)

## COACHES &amp; STAFF

		Season at Duke	Alma Mater
Mike Krzyzewski	Head Coach	41st	Army '69
Nate James	Associate Head Coach	14th	Duke '01
Jon Scheyer	Associate Head Coach	8th	Duke '10
Chris Carrawell	Assistant Coach	3rd	Duke '00
Nolan Smith	Director of Basketball Operations & Player Development	6th	Duke '11

## PRONUNCIATION GUIDE

JAEMYN Brakefield	"JAY-min"
Patrick <b>TAPÉ</b>	"tap-PAY"
Mike <b>KRZYZEWSKI</b>	"sha-SHEF-skee"

## BY STATE

Georgia (1)	Jordan Goldwire (Norcross)
Illinois (1)	DJ Steward (Chicago)
Minnesota (1)	Matthew Hurt (Rochester)
Mississippi (1)	Jaemyn Brakefield (Jackson)
North Carolina (5)	Wendell Moore Jr. (Charlotte)
	Patrick Tapé (Charlotte)
	Keenan Worthington (Chapel Hill)
	Michael Savarino (Durham)
	Joey Baker (Fayetteville)
Pennsylvania (1)	Mike Buckmire (Blue Bell)
Virginia (3)	Jeremy Roach (Leesburg)
	Henry Coleman III (Richmond)
	Mark Williams (Virginia Beach)
Wisconsin (1)	Jalen Johnson (Milwaukee)

## BY CLASS

Graduate Student (1)	Patrick Tapé
Senior (2)	Mike Buckmire
	Jordan Goldwire
Junior (1)	Joey Baker
Sophomore (4)	Matthew Hurt
	Wendell Moore Jr.
	Michael Savarino
	Keenan Worthington
Freshman (6)	Jaemyn Brakefield
	Henry Coleman III
	Jalen Johnson
	Jeremy Roach
	DJ Steward
	Mark Williams

## BY HEIGHT

7-0 (1)	Mark Williams
6-9 (4)	Matthew Hurt
	Jalen Johnson
	Patrick Tapé
	Keenan Worthington
6-8 (1)	Jaemyn Brakefield
6-7 (1)	Henry Coleman III
6-6 (1)	Joey Baker
6-5 (1)	Wendell Moore Jr.
6-2 (3)	Mike Buckmire
	Jordan Goldwire
	DJ Steward
6-1 (1)	Jeremy Roach
6-0 (1)	Michael Savarino



**Radio / TV Chart**



**0 • WENDELL MOORE JR.**

F | 6-5 | 216 | So.  
Charlotte, N.C.  
Cox Mill HS



**1 • JALEN JOHNSON**

F | 6-9 | 220 | Fr.  
Milwaukee, Wis.  
Nicolet HS



**2 • DJ STEWARD**

G | 6-2 | 163 | Fr.  
Chicago, Ill.  
Whitney Young HS



**3 • JEREMY ROACH**

G | 6-1 | 175 | Fr.  
Leesburg, Va.  
St. Paul VI HS




**5 • JAEMYN BRAKEFIELD**

F | 6-8 | 216 | Fr.  
Jackson, Miss.  
Huntington Prep (W.Va.)  
"JAY-min"



**12 • PATRICK TAPÉ**

F | 6-9 | 233 | Gr.  
Charlotte, N.C.  
Queens Grant HS | Columbia Univ.  
"tap-PAY"



**13 • JOEY BAKER**

F | 6-6 | 201 | Jr.  
Fayetteville, N.C.  
Trinity Christian School



**14 • JORDAN GOLDWIRE**

G | 6-2 | 184 | Sr.  
Norcross, Ga.  
Norcross HS



**15 • MARK WILLIAMS**

C | 7-0 | 243 | Fr.  
Virginia Beach, Va.  
IMG Academy (Fla.)



**21 • MATTHEW HURT**

F | 6-9 | 235 | So.  
Rochester, Minn.  
John Marshall HS



**30 • MICHAEL SAVARINO**

G | 6-0 | 185 | So.  
Durham, N.C.  
Durham Academy




**34 • HENRY COLEMAN III**

F | 6-7 | 229 | Fr.  
Richmond, Va.  
Trinity Episcopal



**45 • KEENAN WORTHINGTON**

F | 6-9 | 225 | So.  
Chapel Hill, N.C.  
Blair Academy (N.J.)



**51 • MIKE BUCKMIRE**

G | 6-2 | 175 | Sr.  
Blue Bell, Pa.  
Germantown Friends School



**MIKE KRZYZEWSKI**

Head Coach  
Army West Point '69  
41st Season at Duke  
46th Season Overall



**JON SCHEYER**

Associate Head Coach  
Duke '10  
8th Season at Duke



**NATE JAMES**

Associate Head Coach  
Duke '01  
14th Season at Duke



**CHRIS CARRAWELL**

Assistant Coach  
Duke '00  
3rd Season at Duke



**NOLAN SMITH**

Director of Operations &  
Player Development  
Duke '11  
6th Season at Duke





# ZOOM BREAK 2

Speed, Power and Control for  
Every Type of Player.




[NIKE.COM/BASKETBALL](https://nike.com/basketball)



---

## PLAYER BIOS

Joey Baker	8-9
Mike Buckmire	10-11
Jordan Goldwire	12-13
Matthew Hurt	14-15
Wendell Moore Jr.	16-17
Patrick Tapé	18-19
Michael Savarino	20
Keenan Worthington	21
Jaemyn Brakefield	22
Henry Coleman III	22
Jalen Johnson	23
Jeremy Roach	23
DJ Steward	24
Mark Williams	24



# 13

## Joey Baker

F | 6-6 | 201 | JR-2L  
FAYETTEVILLE, N.C.  
TRINITY CHRISTIAN SCHOOL

### 2019-20

- Played in 28 games with three starts, averaging 5.0 points and shooting .394 (28-of-71) from three-point range
- Made 11 of his 12 free throw attempts for the season
- Shot 6-of-7 from the field and 4-of-5 from three-point range for a career-high 16 points against Winthrop (11/29)
- Went for 11 points on 5-of-6 shooting in 17 minutes of action at No. 11 Michigan State (12/3)
- Netted a career-high 22 points and five three-pointers in 18 minutes against Wofford (12/19)
- Made his first career start versus Brown (12/28)
- Made 3-of-5 three-pointers against Wake Forest (1/11), finishing with 11 points
- Went 3-of-5 from three-point range for nine points against Miami (1/21)
- Tied career highs in assists (three) and rebounds (three) in the win at North Carolina (2/8)
- Scored eight points on 3-of-4 shooting against Notre Dame (2/15)

### 2018-19

- Was activated late in the season following an injury to Zion Williamson
- Played in four games, totaling 18 minutes and scoring three points
- Made his Duke debut on the road against Syracuse (2/23)
- Scored his first career points by hitting a three pointer against North Dakota State in the NCAA Tournament First Round (3/22)

### DUKE CANADA TOUR -- SUMMER 2018

- Saw action in all three games, providing a spark for the Blue Devils off the bench
- Averaged 7.0 points and 2.0 rebounds per game, while collecting a pair of steals
- Shot an efficient .500 (7-14) from the field, including a .455 (5-11) mark from deep

### HIGH SCHOOL

- A four-star recruit ranked as the No. 41 overall prospect and No. 3 player in the state of North Carolina in the class of 2018 by ESPN
- Reclassified from the Class of 2019 to 2018
- Rated as the No. 33 overall prospect and regarded as the seventh-ranked small forward in the class by 24/7 Sports composite list
- Rated as the No. 48 overall prospect in the 2018 class by Rivals.com

### PERSONAL

- Full name is Joseph William Baker
- Born on September 13, 2000, in Fayetteville, N.C.
- Son of Jennifer and Michael Baker
- Has a sister, Annie
- Was on pace to graduate as Trinity Christian's salutatorian before his decision to reclassify
- Majoring in political science at Duke, with plans to obtain an MMS certificate



### CAREER STATISTICS

SEASON	GP-GS	MP	FG-FGA	PCT.	3PT-A	PCT.	FT-FTA	PCT.	REB.	AVG.	PF-DQ	AS	TO	BS	ST	TP	AVG.
2018-19	4-0	18	1-4	.250	1-2	.500	0-0	.000	4	1.0	5-0	0	2	1	0	3	0.8
2019-20	28-3	338	50-122	.410	28-71	.394	11-12	.917	24	0.9	47-0	21	15	6	14	139	5.0
<b>Total</b>	<b>32-3</b>	<b>356</b>	<b>51-126</b>	<b>.405</b>	<b>29-73</b>	<b>.397</b>	<b>11-12</b>	<b>.917</b>	<b>28</b>	<b>0.9</b>	<b>52-0</b>	<b>21</b>	<b>17</b>	<b>7</b>	<b>14</b>	<b>142</b>	<b>0.8</b>

### CAREER ACC REGULAR SEASON STATISTICS

SEASON	GP-GS	MP	FG-FGA	PCT.	3PT-A	PCT.	FT-FTA	PCT.	REB.	AVG.	PF-DQ	AS	TO	BS	ST	TP	AVG.
2018-19	3-0	11	0-2	.000	0-1	.000	0-0	.000	2	0.7	4-0	0	1	0	0	0	0.0
2019-20	17-2	191	22-70	.314	12-39	.308	3-4	.750	14	0.8	29-0	16	9	4	10	59	3.5
<b>Total</b>	<b>20-2</b>	<b>202</b>	<b>22-72</b>	<b>.306</b>	<b>12-40</b>	<b>.300</b>	<b>3-4</b>	<b>.750</b>	<b>16</b>	<b>0.8</b>	<b>33-0</b>	<b>16</b>	<b>10</b>	<b>4</b>	<b>10</b>	<b>59</b>	<b>3.0</b>

### CAREER NCAA TOURNAMENT STATISTICS

SEASON	GP-GS	MP	FG-FGA	PCT.	3PT-A	PCT.	FT-FTA	PCT.	REB.	AVG.	PF-DQ	AS	TO	BS	ST	TP	AVG.
2018-19	1-0	7	1-2	.500	1-1	1.000	0-0	.000	2	2.0	1-0	0	1	1	0	3	3.0
2019-20	Tournament not played (COVID-19 pandemic)																
<b>Total</b>	<b>1-0</b>	<b>7</b>	<b>1-2</b>	<b>.500</b>	<b>1-1</b>	<b>1.000</b>	<b>0-0</b>	<b>.000</b>	<b>2</b>	<b>2.0</b>	<b>1-0</b>	<b>0</b>	<b>1</b>	<b>1</b>	<b>0</b>	<b>3</b>	<b>3.0</b>

### CAREER ACC TOURNAMENT STATISTICS

SEASON	GP-GS	MP	FG-FGA	PCT.	3PT-A	PCT.	FT-FTA	PCT.	REB.	AVG.	PF-DQ	AS	TO	BS	ST	TP	AVG.
2018-19	0-0	0	0-0	.000	0-0	.000	0-0	.000	0	0.0	0-0	0	0	0	0	0	0.0
2019-20	Tournament not played (COVID-19 pandemic)																
<b>Total</b>	<b>0-0</b>	<b>0</b>	<b>0-0</b>	<b>.000</b>	<b>0-0</b>	<b>.000</b>	<b>0-0</b>	<b>.000</b>	<b>0</b>	<b>0.0</b>	<b>0-0</b>	<b>0</b>	<b>0</b>	<b>0</b>	<b>0</b>	<b>0</b>	<b>0.0</b>

### CAREER HIGHS

Points	22	vs. Wofford	12/19/19
Rebounds	3	2x, last at North Carolina	2/8/20
Assists	3	3x, last at North Carolina	2/8/20
Steals	2	vs. Colorado State	11/8/19
FG Made	6	2x, last vs. Wofford	12/19/19
3FG Made	5	vs. Wofford	12/19/19
FT Made	5	vs. Wofford	12/19/19
Minutes	24	vs. Boston College	12/31/19

### PRODUCTION

	19-20	CAREER
Double-figure points	4	4
20-pt games	1	1
3+ 3pt FG	4	4
5+ assists	0	0
Dunks	0	0
Three-point plays	2	2
Four-point plays	0	0



# MEDIA GUIDE

# 2020-21 DUKE MEN'S BASKETBALL

2018-19

Opponent	FG	3FG	FT	O-D-R	PF	Pts	A	TO	B	S	MIN
vs. [2] Kentucky	dnp										
Army West Point	dnp										
Eastern Michigan	dnp										
vs. San Diego State	dnp										
vs. [8] Auburn	dnp										
vs. [3] Gonzaga	dnp										
Indiana	dnp										
Stetson	dnp										
Hartford	dnp										
Yale	dnp										
Princeton	dnp										
vs. [12] Texas Tech	dnp										
Clemson	dnp										
at Wake Forest	dnp										
at [13] Florida State	dnp										
Syracuse	dnp										
[4] Virginia	dnp										
at Pittsburgh	dnp										
Georgia Tech	dnp										
at Notre Dame	dnp										
St. John's	dnp										
Boston College	dnp										
at [3] Virginia	dnp										
at [16] Louisville	dnp										
NC State	dnp										
[8] North Carolina	dnp										
at Syracuse	0-1	0-1	0-0	0-2-2	3	0	0	1	0	0	5
at [20] Virginia Tech	0-1	0-0	0-0	0-0-0	0	0	0	0	0	0	1
Miami	0-0	0-0	0-0	0-0-0	1	0	0	0	0	0	5
Wake Forest	dnp										
at [3] North Carolina	dnp										
*vs. Syracuse	dnp										
*vs. [3] North Carolina	dnp										
*vs. [12] Florida State	dnp										
+vs. North Dakota State	1-2	1-1	0-0	2-0-2	1	3	0	1	1	0	7
+vs. UCF	dnp										
+vs. [16] Virginia Tech	dnp										
+vs. [5] Michigan State	dnp										

^ - Game started  
[] - AP ranking  
\* - ACC Tournament  
+ - NCAA Tournament

2019-20

Opponent	FG	3FG	FT	O-D-R	PF	Pts	A	TO	B	S	MIN
vs. [3] Kansas	dnp										
Colorado State	1-2	0-1	2-2	1-0-1	3	4	0	0	0	2	14
Central Arkansas	2-6	1-3	1-1	0-3-3	0	6	0	1	0	0	16
Georgia State	3-6	2-5	0-0	0-0-0	0	8	0	0	0	0	15
vs. Cal	2-4	2-3	0-0	0-1-1	3	6	1	2	0	1	14
vs. Georgetown	2-3	1-2	0-0	0-0-0	1	5	0	0	0	0	10
Stephen F. Austin	0-1	0-1	0-0	0-0-0	1	0	0	0	0	0	3
Winthrop	6-7	4-5	0-0	0-1-1	3	16	1	2	0	1	23
at [11] Michigan State	5-6	1-1	0-0	0-1-1	3	11	1	0	0	0	17
at Virginia Tech	0-4	0-2	2-2	0-1-1	4	2	2	1	0	1	20
Wofford	6-11	5-7	5-5	0-1-1	3	22	1	0	0	0	18
^ Brown	1-6	0-4	0-0	0-2-2	1	2	1	1	2	0	17
Boston College	3-8	1-5	0-0	0-1-1	2	7	3	1	0	1	24
at Miami	2-5	0-2	0-0	0-2-2	3	4	3	2	1	0	15
^ at Georgia Tech	0-0	0-0	0-0	0-0-0	1	0	0	1	0	0	4
Wake Forest	4-8	3-5	0-0	0-1-1	3	11	1	0	0	1	17
at Clemson	dnp (injury)										
[11] Louisville	1-7	1-4	0-0	0-0-0	3	3	0	1	2	1	10
Miami	3-8	3-5	0-0	1-1-2	2	9	0	0	0	0	12
Pittsburgh	1-6	0-3	0-0	0-0-0	1	2	1	0	0	0	9
at Syracuse	dnp										
at Boston College	3-3	1-1	1-2	0-1-1	1	8	0	0	0	1	13
at North Carolina	1-5	1-3	0-0	0-3-3	2	3	3	0	0	1	18
[8] Florida State	0-2	0-1	0-0	0-1-1	2	0	2	1	1	1	7
Notre Dame	3-4	2-3	0-0	0-0-0	1	8	0	0	0	1	14
at NC State	0-2	0-1	0-0	0-0-0	1	0	0	0	0	1	8
Virginia Tech	0-2	0-1	0-0	0-0-0	0	0	1	0	0	0	5
at Wake Forest	0-0	0-0	0-0	0-1-1	1	0	0	0	0	0	2
at Virginia	1-5	0-2	0-0	0-1-1	1	2	0	1	0	0	9
^ NC State	0-1	0-1	0-0	0-0-0	1	0	0	1	0	1	4
North Carolina	dnp										

^ - Game started  
[] - AP ranking





# 51 Mike Buckmire

G | 6-2 | 175 | SR-3L  
BLUE BELL, PA.  
GERMANTOWN FRIENDS SCHOOL

## 2019-20

- Was presented a scholarship by head coach Mike Krzyzewski prior to his junior season
- Appeared in eight games
- Pulled down three rebounds in the win over Colorado State (11/8) to match a career high
- Had two boards in the win over Wake Forest (1/11)
- Scored two points and dished out an assist against Notre Dame (2/15)

## 2018-19

- Appeared in four games
- Recorded three rebounds in three minutes at home against Eastern Michigan (11/14)
- Played a career-high four minutes versus Stetson (12/1), with one rebound and one assist

## DUKE CANADA TOUR

- Saw action in the final two games, recording one rebound and one assist

## 2017-18

- Saw action in four games
- Made his Duke debut against St. Francis (12/5), playing two minutes and scoring three points, while adding a rebound and an assist
- Played two minutes against Evansville (12/20) and collected one rebound

## HIGH SCHOOL

- A four-year varsity starter at Germantown Friends School, scoring 1,144 career points
- Averaged 22.1 points, 6.1 rebounds and 4.2 assists per game as a senior captain
- A third-team all-state and first-team All-Friends School League selection in 2017
- Selected for the Labor All-Star Classic Game in the summer following his senior year
- Put up 18.2 points and 5.0 rebounds per game as a junior in 2016 to earn second-team All-Friends School League recognition

## PERSONAL

- Born Michael Cameron Buckmire on Sept. 22, 1998, in Abington, Pa.
- Son of Michael A. Buckmire and Rhonda Haston
- Father was a member of the NCAA championship-winning 1986 Duke men's soccer team
- Majoring in biology, and minoring in chemistry and psychology



## CAREER STATISTICS

SEASON	GP-GS	MP	FG-FGA	PCT.	3PT-A	PCT.	FT-FTA	PCT.	REB.	AVG.	PF-DQ	AS	TO	BS	ST	TP	AVG.
2017-18	4-0	5	1-2	.500	0-0	.000	1-1	1.000	2	0.5	1-0	1	0	0	0	3	0.8
2018-19	4-0	12	0-2	.000	0-0	.000	0-0	.000	4	1.0	0-0	1	1	0	0	0	0.0
2019-20	8-0	16	1-5	.200	0-1	.000	0-0	.000	7	0.9	0-0	1	1	0	0	2	0.3
<b>Total</b>	<b>16-0</b>	<b>33</b>	<b>2-9</b>	<b>.222</b>	<b>0-1</b>	<b>.000</b>	<b>1-1</b>	<b>1.000</b>	<b>13</b>	<b>0.8</b>	<b>1-0</b>	<b>3</b>	<b>2</b>	<b>0</b>	<b>0</b>	<b>5</b>	<b>0.3</b>

## CAREER ACC REGULAR SEASON STATISTICS

SEASON	GP-GS	MP	FG-FGA	PCT.	3PT-A	PCT.	FT-FTA	PCT.	REB.	AVG.	PF-DQ	AS	TO	BS	ST	TP	AVG.
2017-18	2-0	1	0-0	.000	0-0	.000	0-0	.000	0	0.0	0-0	0	0	0	0	0	0.0
2018-19	0-0	0	0-0	.000	0-0	.000	0-0	.000	0	0.0	0-0	0	0	0	0	0	0.0
2019-20	4-0	7	1-2	.500	0-0	.000	0-0	.000	3	0.8	0-0	1	0	0	0	2	0.5
<b>Total</b>	<b>6-0</b>	<b>8</b>	<b>1-2</b>	<b>.500</b>	<b>0-0</b>	<b>.000</b>	<b>0-0</b>	<b>.000</b>	<b>3</b>	<b>0.5</b>	<b>0-0</b>	<b>1</b>	<b>0</b>	<b>0</b>	<b>0</b>	<b>2</b>	<b>0.3</b>

## CAREER NCAA TOURNAMENT STATISTICS

SEASON	GP-GS	MP	FG-FGA	PCT.	3PT-A	PCT.	FT-FTA	PCT.	REB.	AVG.	PF-DQ	AS	TO	BS	ST	TP	AVG.
2017-18	0-0	0	0-0	.000	0-0	.000	0-0	.000	0	0.0	0-0	0	0	0	0	0	0.0
2018-19	0-0	0	0-0	.000	0-0	.000	0-0	.000	0	0.0	0-0	0	0	0	0	0	0.0
2019-20	Tournament not played (COVID-19 pandemic)																
<b>Total</b>	<b>0-0</b>	<b>0</b>	<b>0-0</b>	<b>.000</b>	<b>0-0</b>	<b>.000</b>	<b>0-0</b>	<b>.000</b>	<b>0</b>	<b>0.0</b>	<b>0-0</b>	<b>0</b>	<b>0</b>	<b>0</b>	<b>0</b>	<b>0</b>	<b>0.0</b>

## CAREER ACC TOURNAMENT STATISTICS

SEASON	GP-GS	MP	FG-FGA	PCT.	3PT-A	PCT.	FT-FTA	PCT.	REB.	AVG.	PF-DQ	AS	TO	BS	ST	TP	AVG.
2017-18	0-0	0	0-0	.000	0-0	.000	0-0	.000	0	0.0	0-0	0	0	0	0	0	0.0
2018-19	0-0	0	0-0	.000	0-0	.000	0-0	.000	0	0.0	0-0	0	0	0	0	0	0.0
2019-20	Tournament not played (COVID-19 pandemic)																
<b>Total</b>	<b>0-0</b>	<b>0</b>	<b>0-0</b>	<b>.000</b>	<b>0-0</b>	<b>.000</b>	<b>0-0</b>	<b>.000</b>	<b>0</b>	<b>0.0</b>	<b>0-0</b>	<b>0</b>	<b>0</b>	<b>0</b>	<b>0</b>	<b>0</b>	<b>0.0</b>

## CAREER HIGHS

Points	3	vs. Saint Francis (Pa.)	12/5/17
Rebounds	3	2x, last vs. Colorado State	11/8/19
Assists	1	3x, last vs. Notre Dame	2/15/20
Steals	-		
FG Made	1	2x, last vs. Notre Dame	2/15/20
3FG Made	-		
FT Made	1	vs. Saint Francis (Pa.)	12/5/17
Minutes	4	vs. Stetson	12/1/18

## PRODUCTION

	19-20	CAREER
Double-figure points	0	0
Double-doubles	0	0
20-pt games	0	0
Dunks	0	0
5+ rebounds	0	0
2+ blocks	0	0
Three-point plays	0	1



MEDIA GUIDE

2020-21 DUKE MEN'S BASKETBALL

2017-18

Opponent	FG	3FG	FT	O-D-R	PF	Pts	A	TO	B	S	MIN
Elon	dnp										
Utah Valley	dnp										
vs [2] Michigan State	dnp										
Southern	dnp										
Furman	dnp										
vs Portland State	dnp										
vs Texas	dnp										
vs [7] Florida	dnp										
at Indiana	dnp										
South Dakota	dnp										
Saint Francis (Pa.)	1-1	0-0	1-1	0-1-1	1	3	1	0	0	0	2
at Boston College	dnp										
Evansville	0-1	0-0	0-0	0-1-1	0	0	0	0	0	0	2
[24] Florida State	dnp										
at NC State	dnp										
at Pittsburgh	dnp										
Wake Forest	dnp										
[25] at Miami	dnp										
Pittsburgh	dnp										
at Wake Forest	0-0	0-0	0-0	0-0-0	0	0	0	0	0	0	0+
[2] Virginia	dnp										
Notre Dame	dnp										
at St. John's	dnp										
[21] at North Carolina	dnp										
at Georgia Tech	dnp										
Virginia Tech	0-0	0-0	0-0	0-0-0	0	0	0	0	0	0	1
[11] at Clemson	dnp										
Louisville	dnp										
Syracuse	dnp										
at Virginia Tech	dnp										
[9] North Carolina	dnp										
*vs Notre Dame	dnp										
*[12] vs North Carolina	dnp										
+vs Iona	dnp										
+vs Rhode Island	dnp										
+vs Syracuse	dnp										
+ [4] vs Kansas	dnp										
^ - Game started											
[] - AP ranking											
* - ACC Tournament											
+ - NCAA Tournament											

2018-19

Opponent	FG	3FG	FT	O-D-R	PF	Pts	A	TO	B	S	MIN
vs. [2] Kentucky	dnp										
Army West Point	dnp										
Eastern Michigan	0-2	0-0	0-0	2-1-3	0	0	0	0	0	0	3
vs. San Diego State	0-0	0-0	0-0	0-0-0	0	0	0	0	0	0	2
vs. [8] Auburn	dnp										
vs. [3] Gonzaga	dnp										
Indiana	dnp										
Stetson	0-0	0-0	0-0	0-1-1	0	0	1	1	0	0	4
Hartford	dnp										
Yale	dnp										
Princeton	0-0	0-0	0-0	0-0-0	0	0	0	0	0	0	3
vs. [12] Texas Tech	dnp										
Clemson	dnp										
at Wake Forest	dnp										
at [13] Florida State	dnp										
Syracuse	dnp										
[4] Virginia	dnp										
at Pittsburgh	dnp										
Georgia Tech	dnp										
at Notre Dame	dnp										
St. John's	dnp										
Boston College	dnp										
at [3] Virginia	dnp										
at [16] Louisville	dnp										
NC State	dnp										
[8] North Carolina	dnp										
at Syracuse	dnp										
at Virginia Tech	dnp										
Miami	dnp										
Wake Forest	dnp										
at [3] North Carolina	dnp										
*vs. Syracuse	dnp										
*vs. [3] North Carolina	dnp										
*vs. [12] Florida State	dnp										
+vs. North Dakota State	dnp										
+vs. UCF	dnp										
+vs. [16] Virginia Tech	dnp										
+vs. [5] Michigan State	dnp										
^ - Game started											
[] - AP ranking											
* - ACC Tournament											
+ - NCAA Tournament											

2019-20

Opponent	FG	3FG	FT	O-D-R	PF	Pts	A	TO	B	S	MIN
vs. [3] Kansas	dnp										
Colorado State	0-2	0-1	0-0	0-3-3	0	0	0	0	0	0	2
Central Arkansas	0-0	0-0	0-0	0-1-1	0	0	0	1	0	0	3
Georgia State	dnp										
vs. Cal	dnp										
vs. Georgetown	dnp										
Stephen F. Austin	dnp										
Winthrop	dnp										
at [11] Michigan State	dnp										
at Virginia Tech	dnp										
Wofford	0-0	0-0	0-0	0-0-0	0	0	0	0	0	0	2
Brown	0-1	0-0	0-0	0-0-0	0	0	0	0	0	0	2
Boston College	dnp										
at Miami	dnp										
at Georgia Tech	dnp										
Wake Forest	0-1	0-0	0-0	0-2-2	0	0	0	0	0	0	2
at Clemson	dnp										
[11] Louisville	dnp										
Miami	0-0	0-0	0-0	0-0-0	0	0	0	0	0	0	1
Pittsburgh	dnp										
at Syracuse	dnp										
at Boston College	dnp										
at North Carolina	dnp										
[8] Florida State	dnp										
Notre Dame	1-1	0-0	0-0	1-0-1	0	2	1	0	0	0	3
at NC State	dnp										
Virginia Tech	0-0	0-0	0-0	0-0-0	0	0	0	0	0	0	1
at Wake Forest	dnp										
at Virginia	dnp										
NC State	dnp										
North Carolina	dnp										
^ - Game started											
[] - AP ranking											





# 14 Jordan Goldwire

G | 6-2 | 184 | SR-3L  
NORCROSS, GA.  
NORCROSS HIGH SCHOOL

## 2019-20

- Started 15 of 31 games and averaged 4.7 points, 2.5 rebounds, 2.3 assists and posted an impressive +2.6 assist/turnover ratio
- One of four Blue Devils to play in all 31 games
- His 1.52 steals per game ranked ninth in the ACC
- Shot 22-of-41 (.537) from the field over the season's final eight games
- Named the team's co-Defensive Player of the Year with Tre Jones
- Increased his averages in scoring (5.6), rebounding (3.0), field goal shooting (.495) and three-point shooting (.395) in ACC play
- In the win over Central Arkansas (11/12), dished out a team-high four assists to go along with nine points, three rebounds and three steals
- Recorded career highs with five steals and two blocked shots against Winthrop (11/29)
- Reached double figures in scoring for the first time at Virginia Tech (12/6), finishing with 10 points, six rebounds and two assists
- In consecutive starts against Wofford (12/19) and Brown (12/28), totaled 12 points, 10 assists, eight rebounds and three steals
- Scored 10 points against Wake Forest (1/11) on 4-of-6 shooting to go along with six assists
- Scored a career-high 13 points - 11 in the first half - on 4-of-9 shooting and 3-of-7 from three-point range against Pittsburgh (1/28)
- Tied his career high with 13 points in the win over No. 8 Florida State (2/10), going a perfect 5-of-5 from the floor and 3-of-3 from beyond the arc
- Went 3-of-6 from the field with seven points, a career high-tying six rebounds and four assists in the win over Virginia Tech (2/22)
- Played a career-high 38 minutes in the win over NC State (3/2), scoring 11 points and adding five assists, two steals and a career-high six rebounds

## 2018-19

- Played in a career-best 35 games
- Averaged 8.6 minutes and 0.9 points per game
- Tied a career high with four rebounds against Eastern Michigan (11/14)
- Notched five points, three rebounds and two steals at home versus Stetson (12/1)
- Helped propel the Blue Devils at Louisville (2/12), coming off the bench with two clutch steals in the final 9:55 as Duke rallied from down 23 points for a key ACC road win
- Pulled down four boards against Miami (3/2)
- Went 2-for-2 from the field and recorded three rebounds and two steals in a career-high 28 minutes of work in the win over North Carolina in the ACC Tournament Semifinals
- Scored six points and registered three steals in the NCAA Tournament

## CAREER STATISTICS

SEASON	GP-GS	MP	FG-FGA	PCT.	3PT-A	PCT.	FT-FTA	PCT.	REB.	AVG.	PF-DQ	AS	TO	BS	ST	TP	AVG.
2017-18	26-0	169	9-28	.321	5-19	.263	3-4	.750	12	0.5	19-0	24	7	0	9	26	1.0
2018-19	35-0	300	12-44	.273	3-25	.120	3-6	.500	27	0.8	30-0	23	12	0	20	30	0.9
2019-20	31-15	746	58-119	.487	17-48	.354	14-22	.636	77	2.5	47-0	70	27	5	47	147	4.7
<b>Total</b>	<b>92-15</b>	<b>1215</b>	<b>79-191</b>	<b>.414</b>	<b>25-92</b>	<b>.272</b>	<b>20-32</b>	<b>.625</b>	<b>116</b>	<b>1.3</b>	<b>96-0</b>	<b>117</b>	<b>46</b>	<b>5</b>	<b>76</b>	<b>203</b>	<b>2.2</b>

## CAREER ACC REGULAR SEASON STATISTICS

SEASON	GP-GS	MP	FG-FGA	PCT.	3PT-A	PCT.	FT-FTA	PCT.	REB.	AVG.	PF-DQ	AS	TO	BS	ST	TP	AVG.
2017-18	13-0	57	3-8	.375	1-5	.200	0-0	.000	3	0.2	7-0	5	0	0	1	7	0.5
2018-19	15-0	96	1-14	.071	0-10	.000	0-1	.000	8	0.5	11-0	6	5	0	7	2	0.1
2019-20	20-12	562	45-91	.495	15-38	.395	7-13	.538	60	3.0	36-0	45	21	1	31	112	5.6
<b>Total</b>	<b>48-12</b>	<b>715</b>	<b>49-113</b>	<b>.434</b>	<b>16-53</b>	<b>.302</b>	<b>7-14</b>	<b>.500</b>	<b>71</b>	<b>1.5</b>	<b>54-0</b>	<b>56</b>	<b>26</b>	<b>1</b>	<b>39</b>	<b>121</b>	<b>2.5</b>

## CAREER NCAA TOURNAMENT STATISTICS

SEASON	GP-GS	MP	FG-FGA	PCT.	3PT-A	PCT.	FT-FTA	PCT.	REB.	AVG.	PF-DQ	AS	TO	BS	ST	TP	AVG.
2017-18	2-0	8	1-2	.500	1-2	.500	0-0	.000	0	0.0	0-0	0	0	0	0	3	1.5
2018-19	4-0	39	2-5	.500	2-5	.400	0-0	.000	2	0.5	4-0	2	0	0	3	6	1.5
2019-20	Tournament not played (COVID-19 pandemic)																
<b>Total</b>	<b>6-0</b>	<b>47</b>	<b>3-7</b>	<b>.429</b>	<b>3-7</b>	<b>.429</b>	<b>0-0</b>	<b>.000</b>	<b>2</b>	<b>0.3</b>	<b>4-0</b>	<b>2</b>	<b>0</b>	<b>0</b>	<b>3</b>	<b>9</b>	<b>1.5</b>

## CAREER ACC TOURNAMENT STATISTICS

SEASON	GP-GS	MP	FG-FGA	PCT.	3PT-A	PCT.	FT-FTA	PCT.	REB.	AVG.	PF-DQ	AS	TO	BS	ST	TP	AVG.
2017-18	1-0	1	0-0	.000	0-0	.000	0-0	.000	0	0.0	0-0	0	0	0	0	0	0.0
2018-19	3-0	50	4-5	.800	0-0	.000	1-1	1.000	4	1.3	4-0	4	1	0	4	9	3.0
2019-20	Tournament not played (COVID-19 pandemic)																
<b>Total</b>	<b>4-0</b>	<b>51</b>	<b>4-5</b>	<b>.800</b>	<b>0-0</b>	<b>.000</b>	<b>1-1</b>	<b>1.000</b>	<b>4</b>	<b>1.0</b>	<b>4-0</b>	<b>4</b>	<b>1</b>	<b>0</b>	<b>4</b>	<b>9</b>	<b>2.3</b>

## 2017-18

- Averaged 1.0 points, 0.5 rebounds and 0.9 assists in 26 games, while averaging 6.5 minutes
- Totaled 24 assists against just seven turnovers for the season
- Made his debut against Elon (11/10) in the season opener with three assists in 14 minutes
- Scored four points in the win over Michigan State in the Champions Classic (11/14)
- Established a career high of five points in 13 minutes against St. Francis (12/5)
- Matched his career high of five points and set career highs with seven assists, three steals and 18 minutes against Evansville (12/20)
- Played 16 minutes with two points and two assists at Pitt (1/10)
- Logged 13 minutes with an assist and two boards against Pitt (1/20)
- Hit a three in the NCAA Second Round win over Rhode Island (3/17)

## HIGH SCHOOL

- Named second-team All-Class 7A as a senior after averaging better than 12 points and seven assists per game to lead Norcross to the 2017 Georgia 7A state championship game
- Helped lead Norcross to a 26-6 record and both the Region 7-7A regular season and tournament titles as a senior
- Earned All-Class 7A South honors and was named to the North Senior Boys All-Star Team by the Georgia Athletic Coaches Association in 2017
- Named to the Gwinnett County All-Star Game following his senior season
- Averaged 9.4 points and a team-high 3.3 assists for Team United during the 2016 EYBL season

## PERSONAL

- Born Jordan Alexander Goldwire on June 18, 1999, in Lawrenceville, Ga.
- Son of Courtney and Connie Goldwire
- Has a sister, Jaylen
- Cousin, Devin Mitchell, played basketball at Georgia State University
- Cousin, Jalen Mitchell, played basketball at Clark Atlanta University
- Majoring in sociology



## CAREER HIGHS

Points	13	2x, last vs. Florida State	2/10/20
Rebounds	6	3x, last vs. NC State	3/2/20
Assists	7	vs. Evansville	12/20/17
Blocks	2	vs. Winthrop	11/29/19
Steals	5	vs. Winthrop	11/29/19
FG Made	5	2x, last vs. NC State	3/2/20
FT Made	3	vs. North Carolina	3/7/20
Minutes	38	vs. NC State	3/2/20

## PRODUCTION

	19-20	CAREER
Double-figure points	5	5
20-pt games	0	0
3+ 3pt FG	2	2
5+ assists	5	7
Dunks	0	0
Three-point plays	2	3
Four-point plays	0	0



## MEDIA GUIDE

## 2020-21 DUKE MEN'S BASKETBALL

### 2017-18

Opponent	FG	3FG	FT	O-D-R	PF	Pts	A	TO	B	S	MIN
Elon	0-2	0-1	0-0	0-0-0	4	0	3	1	0	0	14
Utah Valley	0-2	0-1	0-0	0-1-1	1	0	1	2	0	1	6
vs [2] Michigan State	1-2	1-1	1-2	1-1-2	0	4	0	0	0	1	11
Southern	0-2	0-2	0-0	0-0-0	0	0	0	0	0	1	8
Furman	0-2	0-2	0-0	1-0-1	1	0	1	1	0	1	13
vs Portland State	0-0	0-0	0-0	0-0-0	1	0	1	0	0	0	4
vs Texas	0-0	0-0	0-0	0-0-0	0	0	0	0	0	1	2
vs [7] Florida	dnp										
at Indiana	dnp										
South Dakota	0-1	0-1	2-2	1-2-3	2	2	1	2	0	0	14
Saint Francis (Pa.)	2-4	1-2	0-0	0-1-1	1	5	5	0	0	0	13
at Boston College	0-0	0-0	0-0	0-0-0	1	0	0	0	0	0	0+
Evansville	2-3	1-2	0-0	0-0-0	2	5	7	0	0	3	18
[24] Florida State	0-1	0-1	0-0	0-0-0	1	0	1	0	0	0	6
at NC State	0-0	0-0	0-0	0-0-0	0	0	0	0	0	0	1
at Pittsburgh	1-1	0-0	0-0	0-1-1	2	2	2	0	0	1	16
Wake Forest	1-1	0-0	0-0	0-0-0	2	2	0	0	0	0	5
[25] at Miami	1-1	1-1	0-0	0-0-0	0	3	0	0	0	0	3
Pittsburgh	0-3	0-2	0-0	0-2-2	1	0	1	0	0	0	13
at Wake Forest	0-0	0-0	0-0	0-0-0	0	0	0	0	0	0	2
[2] Virginia	dnp										
Notre Dame	0-0	0-0	0-0	0-0-0	0	0	0	0	0	0	3
at St. John's	dnp										
[21] at North Carolina	0-0	0-0	0-0	0-0-0	0	0	0	0	0	0	0+
at Georgia Tech	0-0	0-0	0-0	0-0-0	0	0	1	0	0	0	4
Virginia Tech	dnp										
[11] at Clemson	dnp										
Louisville	0-0	0-0	0-0	0-0-0	0	0	0	0	0	0	3
Syracuse	0-1	0-1	0-0	0-0-0	0	0	0	0	0	0	1
at Virginia Tech	dnp										
[9] North Carolina	dnp										
*vs Notre Dame	0-0	0-0	0-0	0-0-0	0	0	0	0	0	0	1
*[12] vs North Carolina	dnp										
+vs Iona	0-1	0-1	0-0	0-0-0	0	0	0	0	0	0	5
+vs Rhode Island	1-1	1-1	0-0	0-0-0	0	3	0	0	0	0	3
+vs Syracuse	dnp										
+ [4] vs Kansas	dnp										

^ - Game started  
[] - AP ranking  
\* - ACC Tournament  
+ - NCAA Tournament

### 2018-19

Opponent	FG	3FG	FT	O-D-R	PF	Pts	A	TO	B	S	MIN
vs. [2] Kentucky	0-0	0-0	0-0	0-0-0	0	0	0	0	0	0	6
Army West Point	0-1	0-1	0-0	1-1-2	0	0	2	0	0	0	7
Eastern Michigan	0-2	0-1	0-0	0-4-4	2	0	3	1	0	1	18
vs. San Diego State	0-3	0-2	1-2	0-0-0	1	1	0	1	0	0	16
vs. [8] Auburn	0-1	0-1	0-0	0-0-0	0	0	0	0	0	1	3
vs. [3] Gonzaga	0-0	0-0	0-0	0-0-0	0	0	0	0	0	0	1
Indiana	0-0	0-0	0-0	0-0-0	2	0	0	0	0	1	11
Stetson	2-5	0-1	1-2	0-3-3	2	5	3	2	0	2	21
Hartford	1-3	0-2	0-0	0-0-0	0	2	0	0	0	0	7
Yale	0-1	0-0	0-0	0-1-1	1	0	1	0	0	0	7
Princeton	1-2	0-0	0-0	2-1-3	3	2	2	0	0	1	13
vs. [12] Texas Tech	0-0	0-0	0-0	0-0-0	0	0	0	0	0	0	1
Clemson	0-1	0-1	0-1	0-0-0	1	0	0	0	0	0	6
at Wake Forest	0-1	0-1	0-0	0-0-0	2	0	0	0	0	0	6
at [13] Florida State	dnp										
Syracuse	0-2	0-2	0-0	0-0-0	2	0	1	0	0	1	8
[4] Virginia	dnp										
at Pittsburgh	0-2	0-1	0-0	0-0-0	0	0	1	1	0	2	13
Georgia Tech	0-2	0-2	0-0	0-0-0	0	0	0	0	0	0	5
at Notre Dame	0-0	0-0	0-0	0-0-0	0	0	0	0	0	0	2
St. John's	1-2	1-2	0-0	0-0-0	0	3	0	2	0	0	4
Boston College	0-0	0-0	0-0	0-0-0	0	0	0	0	0	0	2
at [3] Virginia	dnp										
at [16] Louisville	0-2	0-1	0-0	0-2-2	3	0	2	0	0	2	12
NC State	1-1	0-0	0-0	0-0-0	1	2	0	1	0	0	4
[8] North Carolina	0-3	0-2	0-0	0-0-0	1	0	0	1	0	2	8
at Syracuse	0-0	0-0	0-0	0-0-0	0	0	0	1	0	0	3
at [20] Virginia Tech	0-0	0-0	0-0	0-0-0	0	0	0	0	0	0	1
Miami	0-0	0-0	0-0	0-4-4	0	0	0	0	0	0	8
Wake Forest	0-0	0-0	0-0	0-2-2	1	0	2	1	0	0	13
at [3] North Carolina	0-0	0-0	0-0	0-0-0	0	0	0	0	0	0	5
*vs. Syracuse	2-2	0-0	1-1	0-0-0	1	5	2	0	0	2	14
*vs. [3] North Carolina	2-2	0-0	0-0	1-2-3	2	4	1	0	0	2	28
*vs. [12] Florida State	0-1	0-0	0-0	1-0-1	1	0	1	1	0	0	8
+vs. North Dakota State	1-2	1-2	0-0	0-1-1	2	3	1	0	0	1	21
+vs. UCF	1-3	1-3	0-0	1-0-1	2	3	1	0	0	2	15
+vs. [16] Virginia Tech	0-0	0-0	0-0	0-0-0	0	0	0	0	0	0	3
+vs. [5] Michigan State	0-0	0-0	0-0	0-0-0	0	0	0	0	0	0	1

^ - Game started  
[] - AP ranking  
\* - ACC Tournament  
+ - NCAA Tournament

### 2019-20

Opponent	FG	3FG	FT	O-D-R	PF	Pts	A	TO	B	S	MIN
^ vs. [3] Kansas	0-1	0-1	0-0	0-0-0	0	0	1	0	0	0	13
Colorado State	0-3	0-1	0-0	0-0-0	1	0	2	0	0	2	12
Central Arkansas	4-6	1-1	0-0	0-3-3	0	9	4	2	0	3	21
Georgia State	0-2	0-2	0-0	0-1-1	0	0	1	0	0	0	11
vs. Cal	1-2	0-1	1-2	0-0-0	1	3	1	0	0	1	11
vs. Georgetown	0-1	0-1	0-0	0-0-0	0	0	0	0	0	1	5
Stephen F. Austin	1-1	0-0	0-0	0-1-1	0	2	2	0	1	0	8
Winthrop	2-3	0-0	2-2	0-1-1	2	6	1	1	2	5	19
at [11] Michigan State	1-3	0-1	1-2	0-3-3	2	3	3	0	1	1	24
at Virginia Tech	4-8	2-5	0-0	3-3-6	1	10	2	2	0	2	30
^ Wofford	3-3	1-1	1-1	0-3-3	3	8	5	0	0	1	28
^ Brown	1-3	0-1	2-2	0-5-5	3	4	5	3	0	2	32
Boston College	2-4	0-1	0-0	0-3-3	4	4	1	0	0	2	18
at Miami	1-3	1-2	0-0	0-1-1	0	3	4	0	1	1	26
at Georgia Tech	1-2	0-0	0-2	0-0-0	2	2	2	1	0	3	37
^ Wake Forest	4-6	1-2	1-2	2-0-2	3	10	6	2	0	1	30
^ at Clemson	2-6	2-3	0-0	0-2-2	2	6	4	1	0	4	35
^ [11] Louisville	2-3	0-1	0-1	2-3-5	1	4	3	0	0	2	25
^ Miami	2-3	0-1	0-0	3-2-5	3	4	5	0	0	2	34
^ Pittsburgh	4-9	3-7	2-2	1-4-5	1	13	3	1	0	1	35
^ at Syracuse	0-1	0-0	0-0	0-0-0	0	0	0	1	0	0	15
^ at Boston College	0-2	0-1	0-0	0-5-5	2	0	1	1	0	1	25
at North Carolina	1-3	0-0	0-0	2-1-3	1	2	0	2	0	3	22
^ [8] Florida State	5-5	3-3	0-0	0-0-0	3	13	0	2	0	0	25
^ Notre Dame	4-5	1-1	0-0	0-2-2	1	9	1	0	0	3	30
^ at NC State	3-9	1-4	0-0	0-0-0	2	7	0	2	0	1	31
^ Virginia Tech	3-6	0-2	1-2	2-4-6	2	7	4	0	0	1	27
^ at Wake Forest	1-4	0-0	0-0	1-3-4	3	2	1	3	0	0	30
at Virginia	1-3	0-1	0-0	2-1-3	2	2	1	0	0	2	25
NC State	5-7	1-3	0-0	0-6-6	2	11	5	2	0	2	38
North Carolina	0-2	0-1	3-4	0-2-2	1	3	2	1	0	0	24

^ - Game started  
[] - AP ranking





# 21 Matthew Hurt

F | 6-9 | 235 | SO-1L  
ROCHESTER, MINN.  
JOHN MARSHALL HIGH SCHOOL

## 2020-21

- Named to the preseason watch list for the Karl Malone Award, presented to the nation's best power forward
- Named to Naismith Trophy watch list

## 2019-20

- Averaged 9.7 points and 3.8 rebounds in 31 games with 22 starts
- One of four Blue Devils to play in all 31 games
- Finished the season 42-of-107 (.393) from three-point range, the 10th-best three-point field goal percentage by a Duke freshman (minimum 30 three-point field goals)
- Shot better from the field (.492) and from three-point range (.408) in ACC play
- In his debut -- a win over No. 3 Kansas in the Champions Classic (11/5) -- scored 11 points and knocked down three three-pointers
- Scored 19 points on 7-of-11 shooting and added four rebounds and two blocked shots against Central Arkansas (11/12)
- Logged then-career highs for both points (20) and rebounds (eight) in a victory over Winthrop (11/29)
- Posted a career-high three blocked shots to go along with 10 points in a win at No. 11 Michigan State (12/3) on 4-of-8 shooting from the field and 2-of-3 from three-point range
- Went 6-of-9 from the floor against Wofford (12/28), finishing with 12 points and eight rebounds
- Named ACC Freshman of the Week after averaging 19.0 points in conference wins over Boston College (12/31) and Miami (1/4)
- Posted a career-high 25 points against BC, going 10-of-16 from the field and 5-of-10 from three-point range
- Scored 16 points on 5-of-9 shooting against No. 11 Louisville (1/18)
- Poured in 22 points on 8-of-11 shooting with six rebounds in the win over Miami (1/21)
- Scored 12 points on 2-of-4 shooting and 6-of-6 from the free throw line (4-for-4 at the line in the final 11.7 seconds) and grabbed a clinching rebound in traffic in the closing seconds to secure a win over No. 8 Florida State (2/10)
- Recorded his first career double-double in the Virginia Tech win (2/22), scoring 16 points on 4-of-7 shooting from the field and 6-of-10 from the free throw line while grabbing 10 rebounds
- Scored 12 points and brought in four rebounds at Wake Forest (2/25)

## USA BASKETBALL

- USA Basketball gold medalist on the 2018 FIBA Americas U18 Championship
- Started five of the six games for the Americans and averaged 14.0 points and 5.3 rebounds
- Shot a tournament-leading 12-of-20 (.600) from three-point range in the tournament, while his .633 field goal percentage (31-of-49) was second-best in the tournament
- His stat line also included 12 assists, two turnovers, nine blocks and eight steals in 22.2 minutes per game
- Played in the 2019 Nike Hoops Summit win over Team World and scored seven points

## HIGH SCHOOL

- Five-star recruit
- Ranked No. 10 overall in the ESPN 100 and the No. 2 power forward
- Top-ranked player in Minnesota
- 2019 McDonald's All-American
- Averaged 37.4 points and 12.4 rebounds per game as a senior
- Earned Associated Press Player of the Year for the state of Minnesota
- Finished with 3,550 career points and 1,451 career rebounds at John Marshall
- Continues a recent trend of Duke players from the state of Minnesota with brothers Tyus and Tre Jones (Apple Valley) and Gary Trent Jr. who played at Apple Valley HS before transferring to Prolific Prep in California
- Chose Duke over North Carolina, Kentucky and Kansas

## PERSONAL

- Born April 20, 2000 in Rochester, Minn.
- Son of Richard and Jenny Hurt
- Has a brother, Michael, and sister, Katie
- His brother, Michael, played basketball at Minnesota and graduated in 2020



## CAREER STATISTICS

SEASON	GP-GS	MP	FG-FGA	PCT.	3PT-A	PCT.	FT-FTA	PCT.	REB.	AVG.	PF-DQ	AS	TO	BS	ST	TP	AVG.
2019-20	31-22	639	110-226	.487	42-107	.393	40-54	.741	117	3.8	58-1	27	26	23	14	302	9.7
<b>Total</b>	<b>31-22</b>	<b>639</b>	<b>110-226</b>	<b>.487</b>	<b>42-107</b>	<b>.393</b>	<b>40-54</b>	<b>.741</b>	<b>117</b>	<b>3.8</b>	<b>58-1</b>	<b>27</b>	<b>26</b>	<b>23</b>	<b>14</b>	<b>302</b>	<b>9.7</b>

## CAREER ACC REGULAR SEASON STATISTICS

SEASON	GP-GS	MP	FG-FGA	PCT.	3PT-A	PCT.	FT-FTA	PCT.	REB.	AVG.	PF-DQ	AS	TO	BS	ST	TP	AVG.
2019-20	20-14	398	64-130	.492	29-71	.408	28-38	.737	74	3.7	39-1	17	13	16	9	185	9.3
<b>Total</b>	<b>20-14</b>	<b>398</b>	<b>64-130</b>	<b>.492</b>	<b>29-71</b>	<b>.408</b>	<b>28-38</b>	<b>.737</b>	<b>74</b>	<b>3.7</b>	<b>39-1</b>	<b>17</b>	<b>13</b>	<b>16</b>	<b>9</b>	<b>185</b>	<b>9.3</b>

## CAREER NCAA TOURNAMENT STATISTICS

SEASON	GP-GS	MP	FG-FGA	PCT.	3PT-A	PCT.	FT-FTA	PCT.	REB.	AVG.	PF-DQ	AS	TO	BS	ST	TP	AVG.
2019-20	Tournament not played (COVID-19 pandemic)																
<b>Total</b>	<b>0-0</b>	<b>0</b>	<b>0-0</b>	<b>.000</b>	<b>0-0</b>	<b>.00</b>	<b>0-0</b>	<b>.000</b>	<b>0</b>	<b>0.0</b>	<b>0-0</b>	<b>0</b>	<b>0</b>	<b>0</b>	<b>0</b>	<b>0</b>	<b>0.0</b>

## CAREER ACC TOURNAMENT STATISTICS

SEASON	GP-GS	MP	FG-FGA	PCT.	3PT-A	PCT.	FT-FTA	PCT.	REB.	AVG.	PF-DQ	AS	TO	BS	ST	TP	AVG.
2019-20	Tournament not played (COVID-19 pandemic)																
<b>Total</b>	<b>0-0</b>	<b>0</b>	<b>0-0</b>	<b>.000</b>	<b>0-0</b>	<b>.00</b>	<b>0-0</b>	<b>.000</b>	<b>0</b>	<b>0.0</b>	<b>0-0</b>	<b>0</b>	<b>0</b>	<b>0</b>	<b>0</b>	<b>0</b>	<b>0.</b>

## CAREER HIGHS

Points	25	vs. Boston College	12/31/19
Rebounds	10	vs. Virginia Tech	2/22/20
Assists	4	at Miami	1/4/20
Steals	3	at Miami	1/4/20
FG Made	10	vs. Boston College	12/31/19
3FG Made	5	vs. Boston College	12/31/19
FT Made	6	2x, last vs. Virginia Tech	2/22/20
Minutes	33	2x, last at Georgia Tech	1/8/20

## PRODUCTION

	19-20	CAREER
Double-figure points	17	17
Double-doubles	1	1
20-pt games	3	3
Dunks	7	7
5+ rebounds	9	9
2+ blocks	6	6
Three-point plays	4	4



**2019-20**

Opponent	FG	3FG	FT	O-D-R	PF	Pts	A	TO	B	S	MIN
^ vs. [3] Kansas	4-12	3-7	0-0	1-1-2	3	11	0	2	0	0	24
^ Colorado State	4-8	1-4	0-0	2-3-5	0	9	0	0	1	0	22
Central Arkansas	7-11	3-3	2-2	1-3-4	1	19	3	1	2	0	22
^ Georgia State	2-7	0-3	0-0	6-0-6	1	4	0	1	0	1	22
^ vs. Cal	3-6	1-3	2-2	1-1-2	1	9	0	2	0	1	21
^ vs. Georgetown	0-4	0-1	0-0	2-0-2	0	0	1	0	0	0	5
^ Stephen F. Austin	5-10	1-3	4-4	1-1-2	2	15	0	2	1	1	22
^ Winthrop	7-13	2-4	4-6	3-5-8	3	20	2	2	0	0	33
^ at [11] Michigan State	4-8	2-3	0-0	0-2-2	4	10	2	2	3	0	27
^ at Virginia Tech	3-6	2-3	0-0	0-0-0	0	8	0	1	1	0	16
Wofford	6-9	0-3	0-2	5-3-8	1	12	0	1	0	1	20
Brown	4-8	0-2	0-0	0-2-2	3	8	2	0	0	1	23
^ Boston College	10-16	5-10	0-0	2-2-4	1	25	0	1	0	1	26
^ at Miami	6-8	1-2	0-0	2-4-6	0	13	4	2	2	3	27
^ at Georgia Tech	4-13	3-7	0-0	2-4-6	2	11	1	1	2	0	33
^ Wake Forest	2-5	1-4	0-0	2-1-3	4	5	1	1	1	0	17
^ at Clemson	1-1	0-0	0-0	0-4-4	1	2	1	2	1	0	15
^ [11] Louisville	5-9	3-5	3-3	2-0-2	5	16	0	0	0	0	32
^ Miami	8-11	4-7	2-3	1-5-6	3	22	1	0	3	0	24
^ Pittsburgh	2-6	1-4	2-4	2-2-4	4	7	2	0	1	0	24
^ at Syracuse	3-6	1-4	5-6	0-3-3	3	12	1	1	1	0	26
^ at Boston College	1-6	0-3	0-0	1-2-3	0	2	0	0	0	0	11
at North Carolina	0-2	0-1	0-0	0-0-0	4	0	1	0	0	1	6
[8] Florida State	2-4	2-3	6-6	1-1-2	1	12	0	0	1	0	18
^ Notre Dame	5-9	2-4	0-0	1-8-9	2	12	3	0	0	1	28
^ at NC State	1-2	1-2	0-2	1-2-3	3	3	0	1	0	0	9
Virginia Tech	4-7	2-4	6-10	3-7-10	1	16	1	2	2	1	24
at Wake Forest	4-11	1-5	3-3	2-2-4	3	12	0	0	1	1	32
^ at Virginia	0-2	0-1	0-0	0-0-0	0	0	0	0	0	1	9
NC State	3-5	0-1	1-1	3-1-4	2	7	1	1	0	0	12
North Carolina	0-1	0-1	0-0	1-0-1	0	0	0	0	0	0	9

^ - Game started  
[ ] - AP ranking





# Wendell Moore Jr.

F | 6-5 | 216 | SO-IL  
CHARLOTTE, N.C.  
COX MILL HIGH SCHOOL

## 2020-21

- Named to the preseason watch list for the Julius Erving Award, presented to the nation's best small forward
- Selected second-team Preseason All-ACC
- Named to Naismith Trophy watch list
- Named one of 11 players to the National Association of Basketball Coaches (NABC) Player Development Coalition, a diverse collection of Division I men's basketball student-athletes that will provide valuable perspective and feedback on college basketball issues

## 2019-20

- All-ACC Academic Team
- Played in 25 games with 11 starts, averaging 7.4 points, 4.2 rebounds and 1.9 assists
- Upped his scoring and rebounding averages in ACC play to 8.0 points and 4.6 rebounds
- Finished with 10 points on 5-of-6 shooting in 15 minutes off the bench against Colorado State (11/8)
- Made his first two career starts against Cal and Georgetown as Duke won the 2K Empire Classic at Madison Square Garden
- Totaled 27 points, 13 rebounds and eight assists in the wins over Cal and Georgetown, including 17 points, six boards and three assists in the title game win over the Hoyas
- Netted 12 points and logged five boards in his ACC debut at Virginia Tech (12/6)
- Tied then-career high in rebounds (seven) and steals (four) to go along with 10 points in the win against Brown (12/28)
- Contributed 11 points on 4-of-6 shooting at Miami (1/4)
- Missed six games midseason with a hand injury
- Made one of the plays of the year nationally with a game-winning tip-in at the buzzer in overtime as Duke beat North Carolina, 98-96 (2/8)
- Finished the UNC win with his first career double-double, scoring 17 points with a career-high 10 rebounds on 5-of-8 shooting and 7-of-10 at the free throw line
- Erupted for a career high 25 points at Wake Forest (2/25), going 5-of-8 from the field and 15-of-16 from the foul line -- the 15 made free throws setting a Duke freshman single-game record
- The Wake performance allowed him to establish a Duke freshman single-game record for fewest field goal attempts (eight) in a 20-point game
- Became the first Blue Devil to make 15 or more free throws since Grayson Allen (3/17/16)

## USA BASKETBALL

- Two-time USA Basketball gold medalist for the 2017 FIBA Americas U16 Championship and 2018 FIBA U17 World Cup
- In five starts for the gold medal winning USA U16 Team, averaged 6.0 points and 3.0 rebounds and racked up a team-leading 15 steals for the tournament
- Started all seven games for the American U17 squad in 2018 and posted averages of 8.4 points, 3.0 rebounds, 20 steals and 18 assists
- Scored 13 points with five rebounds in the Nike Hoops Summit win over Team World on April 12, 2019 at the Moda Center in Portland, Ore.

## HIGH SCHOOL

- Five-star wing
- Ranked No. 18 in the ESPN 100 and the No. 3 small forward
- Top-ranked player in North Carolina
- Averaged 17.3 points, 6.5 rebounds, 3.7 assists and shot .531 from the field in the Nike EYBL circuit for Team CP3
- Averaged 25 points, 2.9 assists and 2.3 steals to help Cox Mill win its second straight 3A state title this past season
- Has won back-to-back North Carolina state finals MVP honors
- Was a 2,000-point scorer for Cox Mill HS
- Becomes Duke's first Charlotte-area player since former Charlotte Christian star Seth Curry played for the Blue Devils during the 2012-13 season
- Chose Duke over in-state ACC rivals North Carolina, Wake Forest and NC State

## PERSONAL

- Full name is Wendell Horace Moore Jr.
- Born September 18, 2001 in Richmond, Va.
- Son of Wendell and Marie Moore
- His father played basketball at Christopher Newport University



## CAREER STATISTICS

SEASON	GP-GS	MP	FG-FGA	PCT.	3PT-A	PCT.	FT-FTA	PCT.	REB.	AVG.	PF-DQ	AS	TO	BS	ST	TP	AVG.
2019-20	25-11	601	64-154	.416	4-19	.211	54-67	.806	106	4.2	53-1	47	61	6	22	186	7.4
<b>Total</b>	<b>25-11</b>	<b>601</b>	<b>64-154</b>	<b>.416</b>	<b>4-19</b>	<b>.211</b>	<b>54-67</b>	<b>.806</b>	<b>106</b>	<b>4.2</b>	<b>53-1</b>	<b>47</b>	<b>61</b>	<b>6</b>	<b>22</b>	<b>186</b>	<b>7.4</b>

## CAREER ACC REGULAR SEASON STATISTICS

SEASON	GP-GS	MP	FG-FGA	PCT.	3PT-A	PCT.	FT-FTA	PCT.	REB.	AVG.	PF-DQ	AS	TO	BS	ST	TP	AVG.
2019-20	14-6	363	34-81	.420	2-13	.154	42-48	.875	64	4.6	28-1	25	33	5	8	112	8.0
<b>Total</b>	<b>14-6</b>	<b>363</b>	<b>34-81</b>	<b>.420</b>	<b>2-13</b>	<b>.154</b>	<b>42-48</b>	<b>.875</b>	<b>64</b>	<b>4.6</b>	<b>28-1</b>	<b>25</b>	<b>33</b>	<b>5</b>	<b>8</b>	<b>112</b>	<b>8.0</b>

## CAREER NCAA TOURNAMENT STATISTICS

SEASON	GP-GS	MP	FG-FGA	PCT.	3PT-A	PCT.	FT-FTA	PCT.	REB.	AVG.	PF-DQ	AS	TO	BS	ST	TP	AVG.
2019-20	Tournament not played (COVID-19 pandemic)																
<b>Total</b>	<b>0-0</b>	<b>0</b>	<b>0-0</b>	<b>.000</b>	<b>0-0</b>	<b>.00</b>	<b>0-0</b>	<b>.000</b>	<b>0</b>	<b>0.0</b>	<b>0-0</b>	<b>0</b>	<b>0</b>	<b>0</b>	<b>0</b>	<b>0</b>	<b>0.0</b>

## CAREER ACC TOURNAMENT STATISTICS

SEASON	GP-GS	MP	FG-FGA	PCT.	3PT-A	PCT.	FT-FTA	PCT.	REB.	AVG.	PF-DQ	AS	TO	BS	ST	TP	AVG.
2019-20	Tournament not played (COVID-19 pandemic)																
<b>Total</b>	<b>0-0</b>	<b>0</b>	<b>0-0</b>	<b>.000</b>	<b>0-0</b>	<b>.00</b>	<b>0-0</b>	<b>.000</b>	<b>0</b>	<b>0.0</b>	<b>0-0</b>	<b>0</b>	<b>0</b>	<b>0</b>	<b>0</b>	<b>0</b>	<b>0.</b>

## CAREER HIGHS

Points	25	at Wake Forest	2/25/20
Rebounds	10	at North Carolina	2/8/20
Assists	5	vs. Cal	11/21/19
Steals	4	2x, last vs. Brown	12/28/19
FG Made	7	vs. Georgetown	11/22/19
3FG Made	1	4x, last at Syracuse	2/1/20
FT Made	15	at Wake Forest	2/25/20
Minutes	40	at Wake Forest	2/25/20

## PRODUCTION

	19-20	CAREER
Double-figure points	10	10
Double-doubles	1	1
20-pt games	1	1
Dunks	2	2
5+ rebounds	10	10
2+ blocks	0	0
Three-point plays	2	2



**2019-20**

Opponent	FG	3FG	FT	O-D-R	PF	Pts	A	TO	B	S	MIN
vs. [3] Kansas	1-6	0-0	0-0	2-0-2	3	2	0	4	0	0	12
Colorado State	5-6	0-0	0-2	0-1-1	2	10	0	3	0	1	15
Central Arkansas	4-12	0-1	2-2	2-1-3	3	10	3	1	0	4	25
Georgia State	1-5	0-1	0-0	3-1-4	1	2	0	2	0	2	11
^ vs. Cal	3-7	1-3	3-6	5-2-7	1	10	5	1	0	0	25
^ vs. Georgetown	7-10	1-1	2-2	2-4-6	4	17	3	7	1	1	36
^ Stephen F. Austin	2-5	0-0	5-7	1-2-3	2	9	3	3	0	0	34
^ Winthrop	0-2	0-0	0-0	0-1-1	2	0	1	2	0	0	19
^ at [11] Michigan State	0-1	0-0	0-0	0-1-1	3	0	1	0	0	1	10
at Virginia Tech	4-6	0-0	4-4	1-4-5	2	12	2	0	0	1	27
Wofford	2-8	0-0	0-0	3-4-7	2	4	3	2	0	1	24
Brown	5-11	0-0	0-0	3-4-7	2	10	3	3	0	4	27
Boston College	4-6	1-1	2-2	1-3-4	1	11	2	2	0	0	25
at Miami	3-7	0-0	0-0	3-1-4	1	6	2	3	0	0	21
at Georgia Tech	dnp (injury)										
Wake Forest	dnp (injury)										
at Clemson	dnp (injury)										
[11] Louisville	dnp (injury)										
Miami	dnp (injury)										
Pittsburgh	dnp (injury)										
at Syracuse	1-3	1-1	2-2	0-1-1	5	5	3	5	0	1	24
at Boston College	3-7	0-1	1-2	2-1-3	2	7	1	2	1	0	30
^ at North Carolina	5-8	0-1	7-10	6-4-10	2	17	2	2	1	1	30
^ [8] Florida State	2-6	0-1	0-0	1-2-3	2	4	2	4	1	0	25
^ Notre Dame	0-5	0-2	2-2	0-5-5	1	2	1	2	1	0	17
at NC State	2-5	0-1	0-0	0-7-7	3	4	1	2	0	0	29
^ Virginia Tech	0-5	0-2	3-4	0-4-4	0	3	3	1	1	1	26
^ at Wake Forest	5-8	0-1	15-16	1-4-5	4	25	3	5	0	3	40
^ at Virginia	1-5	0-1	0-0	1-1-2	3	2	0	1	0	1	20
NC State	3-6	0-1	4-4	0-6-6	1	10	1	2	0	0	26
North Carolina	1-4	0-0	2-2	3-2-5	1	4	2	2	0	0	23

^ - Game started  
[] - AP ranking





# 12

## Patrick Tapé

F | 6-9 | 233 | GR.  
CHARLOTTE, N.C.  
QUEENS GRANT HIGH SCHOOL / COLUMBIA UNIV.

### 2020-21

- Announced his intent to sign with Duke as a graduate transfer on April 20, 2020

### 2019-20 | AT COLUMBIA

- Did not play as a senior while recovering from a foot injury
- Averaged 6.9 points, 5.1 rebounds and shot .613 from the field in his 69-game career for the Lions
- Departed Columbia as the program's career leader in field goal percentage

### 2018-19 | AT COLUMBIA

- All-Ivy League Honorable Mention
- Played in 27 games, making 21 starts
- Averaged 11.3 points, 5.9 rebounds, 1.3 blocks and 1.0 steals
- Was fifth in the Ivy League in blocks and 10th in rebounds
- Closed season with 18 points on 6-of-10 shooting against Harvard
- Went 9-of-11 from floor for 19 points and seven boards against Dartmouth
- Ivy League Player of the Week on March 4
- Posted 14 points, nine rebounds, four assists and three steals against Brown
- Set career-high 22 points and added 12 boards at Harvard
- Notched 10 points, 11 boards and rejected a personal-best five shots against Cornell
- Shot 8-of-10 en route to 18 points at Northwestern

### 2017-18 | AT COLUMBIA

- Saw action in 25 games, making 23 starts
- Posted averages of 4.4 points, 5.1 rebounds and 1.2 blocks per game (fourth in Ivy League)
- Finished campaign with 10-point effort, shooting 4-of-6 from the floor
- Pulled down nine rebounds against Yale
- Pulled down 10 boards against Dartmouth
- Knocked down 6-of-7 shots for 12 points to go with six rebounds in win over Maine

### 2016-17 | AT COLUMBIA

- Appeared in 17 games
- Grabbed nine rebounds to go along with eight points at Dartmouth
- Scored career-high 13 points at Harvard on 5-of-6 shooting from the field
- Scored seven points and hauled in career-high 10 rebounds at Navy

### HIGH SCHOOL

- Earned All-Uwharrie Conference accolades in his final two years at Queens Grant and was named All-First Team by the South Charlotte Weekly News
- Guided Queens Grant to a conference championship in 2016
- Was a 1,000-point scorer and averaged 15 points, 13 rebounds and four blocks in his junior campaign
- Played for Pro Skills Basketball at the AAU showcase where he averaged 13 points, 12 rebounds and four blocks per contest

### PERSONAL

- Full name is Patrick Tapé (pronounced "tap-PAY")
- Born June 8, 1998 in Charlotte, N.C.
- Son of Elise and Denis Tapé
- Has two sisters, Crystelle and Therese
- His cousin, Katie Hobbs, attended Duke
- Earned his degree in Urban Studies from Columbia University
- Pursuing a graduate degree from Duke in Management Studies



### CAREER STATISTICS

SEASON	GP-GS	MP	FG-FGA	PCT.	3PT-A	PCT.	FT-FTA	PCT.	REB.	AVG.	PF-DQ	AS	TO	BS	ST	TP	AVG.
2016-17*	17-0	177	24-45	.533	0-0	.000	14-20	.700	62	3.6	33-0	8	9	10	5	62	3.6
2017-18*	25-25	430	48-89	.539	0-0	.000	15-28	.536	128	5.1	78-5	12	35	31	16	111	4.4
2018-19*	27-21	613	126-189	.667	1-1	1.000	51-74	.689	159	5.9	82-3	39	55	35	27	304	11.3
2019-20*	did not play (foot injury)																
<b>Total</b>	<b>69-46</b>	<b>1220</b>	<b>198-323</b>	<b>.613</b>	<b>1-1</b>	<b>1.000</b>	<b>80-122</b>	<b>.656</b>	<b>349</b>	<b>5.1</b>	<b>193-8</b>	<b>59</b>	<b>99</b>	<b>76</b>	<b>48</b>	<b>477</b>	<b>6.9</b>

\* at Columbia University

### CAREER HIGHS

Points	22	at Harvard	2/8/19
Rebounds	14	vs. Elmira	1/12/19
Assists	4	at Penn	2/22/19
Steals	3	at Penn	2/22/19
FG Made	9	vs. Dartmouth	3/8/19
3FG Made	1	at Harvard	2/8/19
FT Made	6	at Harvard	2/8/19
Minutes	42	at Harvard	2/8/19

### PRODUCTION

	18-19	CAREER
Double-figure points	16	21
Double-doubles	3	3
20-pt games	1	1
5+ rebounds	16	39
2+ blocks	11	25



2016-17 | AT COLUMBIA

Opponent	FG	3FG	FT	O-D-R	PF	Pts	A	TO	B	S	MIN
at Stony Brook	dnp										
at Saint Joseph's	1-2	0-0	3-4	1-1-2	1	5	0	0	0	1	4
at Quinnipiac	dnp										
Army	dnp										
Colgate	dnp										
Hofstra	dnp										
at Seton Hall	dnp										
at Navy	3-5	0-0	1-4	3-7-10	3	7	0	0	0	2	12
Manhattanville	1-2	0-0	0-0	0-3-3	4	2	1	1	1	0	12
at Miami	3-3	0-0	0-1	0-2-2	4	6	0	2	0	0	9
Albany	2-2	0-0	0-0	0-3-3	2	4	0	1	0	1	11
at Maine	1-3	0-0	1-1	0-1-1	3	3	0	1	0	0	2
Howard	0-0	0-0	0-0	0-5-5	1	0	0	1	0	0	10
at Cornell	1-3	0-0	0-0	0-1-1	0	2	0	0	0	0	7
Cornell	0-0	0-0	0-0	1-0-1	1	0	1	0	0	0	4
Dartmouth	0-2	0-0	0-0	0-1-1	3	0	0	0	1	0	7
Harvard	1-2	0-0	1-1	0-0-0	1	3	1	0	0	0	6
Yale	dnp										
Brown	dnp										
at Penn	dnp										
at Princeton	dnp										
at Harvard	5-6	0-0	3-4	3-3-6	3	13	1	1	1	1	15
at Dartmouth	2-5	0-0	4-4	2-7-9	4	8	1	1	2	0	25
Princeton	2-5	0-0	1-1	3-3-6	2	5	1	0	2	0	23
Penn	1-2	0-0	0-0	2-3-5	2	2	1	0	2	0	12
at Brown	0-0	0-0	0-0	0-1-1	0	0	0	0	0	0	6
at Yale	1-3	0-0	0-0	3-3-6	2	2	1	1	1	0	11

^ - Game started  
[] - AP ranking

2017-18 | AT COLUMBIA

Opponent	FG	3FG	FT	O-D-R	PF	Pts	A	TO	B	S	MIN
^ at [6] Villanova	1-1	0-0	0-0	0-1-1	3	2	0	2	1	0	16
^ at Longwood	0-3	0-0	1-3	2-4-6	4	1	0	0	0	0	18
^ at Penn State	3-3	0-0	2-2	4-3-7	4	8	0	4	2	1	24
^ at Colgate	3-5	0-0	0-0	3-2-5	2	6	1	3	2	1	17
^ at UConn	2-4	0-0	2-2	4-3-7	3	6	0	1	0	1	21
^ at Albany	0-2	0-0	0-0	0-2-2	5	0	0	0	0	0	11
^ Quinnipiac	6-9	0-0	0-1	3-3-6	2	12	2	2	0	1	21
^ Stony Brook	2-4	0-0	1-4	2-4-6	5	5	0	1	3	1	25
^ Navy	0-0	0-0	0-0	1-0-1	1	0	0	1	2	1	13
^ at Boston College	0-1	0-0	0-0	0-1-1	5	0	0	1	0	0	8
^ Maine	6-7	0-0	0-0	1-5-6	3	12	1	2	2	1	19
^ Sarah Lawrence	2-2	0-0	0-0	2-1-3	1	4	0	0	2	0	9
^ at Princeton	1-4	0-0	0-0	2-3-5	3	2	0	0	1	0	19
^ at Penn	1-3	0-0	1-3	5-0-5	4	3	0	3	1	1	20
^ Cornell	1-2	0-0	0-0	2-6-8	1	2	0	3	0	1	17
^ at Cornell	2-4	0-0	0-0	2-2-4	2	4	0	3	2	0	11
^ Harvard	5-6	0-0	0-1	2-5-7	3	10	2	2	1	1	21
^ Dartmouth	0-2	0-0	0-0	5-5-10	3	0	1	1	3	0	21
^ at Yale	3-5	0-0	1-2	2-3-5	2	7	0	0	1	1	16
^ Penn	2-2	0-0	0-0	1-3-4	4	4	0	0	0	0	11
^ Princeton	1-3	0-0	0-0	4-3-7	3	2	3	1	2	1	12
^ Brown	0-2	0-0	2-4	1-3-4	5	2	1	2	2	2	18
^ Yale	2-4	0-0	2-2	6-3-9	2	6	0	2	1	0	18
^ at Dartmouth	1-5	0-0	1-2	4-3-7	5	3	1	1	1	0	17
^ at Harvard	4-6	0-0	2-2	0-2-2	3	10	0	0	2	2	27

^ - Game started  
[] - AP ranking

2018-19 | AT COLUMBIA

Opponent	FG	3FG	FT	O-D-R	PF	Pts	A	TO	B	S	MIN
vs. Youngstown State	3-4	0-0	2-2	2-1-3	1	8	0	0	0	0	8
Florida International	3-4	0-0	5-6	2-4-6	1	11	1	0	1	0	16
at Fordham	4-5	0-0	0-0	2-2-4	4	8	1	4	0	2	13
^ St. Joseph's Brooklyn	0-0	0-0	0-0	0-0-0	0	0	1	0	0	0	4
Delaware	4-7	0-0	0-1	1-2-3	4	8	1	0	2	0	23
Colgate	1-2	0-0	0-0	0-3-3	0	2	0	2	0	1	16
Bryant	3-4	0-0	2-2	0-5-5	3	8	3	0	1	2	16
^ vs. Iona	5-10	0-0	3-4	3-5-8	3	13	0	2	1	2	23
^ at Boston College	8-13	0-0	1-1	2-1-3	4	17	0	0	1	1	27
^ at Rutgers	6-8	0-0	3-4	2-2-4	3	15	0	4	0	1	28
^ at Northwestern	8-10	0-0	2-2	0-4-4	4	18	0	1	0	0	23
^ at Binghamton	2-9	0-0	5-7	4-7-11	2	9	4	0	0	1	26
^ Elmira	5-8	0-0	4-4	5-9-14	2	14	1	1	3	1	22
^ at Cornell	1-1	0-0	0-0	2-1-3	4	2	1	2	0	0	11
^ Cornell	5-8	0-0	0-0	8-3-11	3	10	1	5	5	0	21
^ Princeton	5-8	0-0	2-3	2-3-5	4	12	0	0	2	1	26
^ Penn	1-1	0-0	0-1	0-1-1	5	2	2	5	0	0	14
^ at Harvard	8-9	0-0	6-9	2-10-12	5	22	3	3	1	3	42
^ at Dartmouth	7-8	0-0	0-0	2-5-7	2	14	2	4	2	2	29
^ Yale	4-7	0-0	1-2	2-3-5	4	9	1	1	2	1	22
^ Brown	2-3	0-0	0-0	1-6-7	5	4	2	4	2	0	27
^ at Penn	7-11	0-0	0-2	3-6-9	2	14	4	2	3	3	34
^ at Princeton	7-12	0-0	1-4	2-6-8	3	15	3	3	3	1	30
^ at Brown	6-8	0-0	4-4	1-6-7	3	16	1	3	1	1	24
^ at Yale	6-8	0-0	4-6	2-4-6	4	16	3	1	2	0	24
^ Dartmouth	9-11	0-0	1-5	0-7-7	3	19	2	3	1	2	30
^ Harvard	6-10	1-1	0-0	1-2-3	4	18	2	5	2	2	34

^ - Game started  
[] - AP ranking





30 Michael Savarino

G | 6-0 | 185 | SO  
DURHAM, N.C.  
DURHAM ACADEMY

2019-20

- Did not see action

- HIGH SCHOOL
- Averaged 7.3 points, 3.6 rebounds and 2.9 assists per game as a senior at Durham Academy
  - His team went 28-4 in 2018-19
  - Played 87 varsity games over his final three seasons, averaging 7.0 points and 3.0 rebounds for his career
  - His career averages included 91 percent from the free-throw line and 35 percent from three-point range
  - Two-time team captain

- PERSONAL
- Full name is Michael Giovanni Savarino
  - Born March 26, 2001 in Durham, N.C.
  - Son of Peter and Debbie Savarino
  - Has two sisters, Emmie and Carly, and a brother, Joey
  - His grandfather is Duke head coach Mike Krzyzewski and his mother, Debbie, is a Duke assistant director of athletics

2019-20												
Opponent	FG	3FG	FT	O-D-R	PF	Pts	A	TO	B	S	MIN	
vs. [3] Kansas	dnp											
Colorado State	dnp											
Central Arkansas	dnp											
Georgia State	dnp											
vs. Cal	dnp											
vs. Georgetown	dnp											
Stephen F. Austin	dnp											
Winthrop	dnp											
at [11] Michigan State	dnp											
at Virginia Tech	dnp											
Wofford	dnp											
Brown	dnp											
Boston College	dnp											
at Miami	dnp											
at Georgia Tech	dnp											
Wake Forest	dnp											
at Clemson	dnp											
[11] Louisville	dnp											
Miami	dnp											
Pittsburgh	dnp											
at Syracuse	dnp											
at Boston College	dnp											
at North Carolina	dnp											
[8] Florida State	dnp											
Notre Dame	dnp											
at NC State	dnp											
Virginia Tech	dnp											
at Wake Forest	dnp											
at Virginia	dnp											
NC State	dnp											
North Carolina	dnp											
^ - Game started												
[] - AP ranking												



CAREER STATISTICS																	
SEASON	GP-GS	MP	FG-FGA	PCT.	3PT-A	PCT.	FT-FTA	PCT.	REB.	AVG.	PF-DQ	AS	TO	BS	ST	TP	AVG.
2019-20	0-0	0	0-0	.000	0-0	.000	0-0	.000	0	0.0	0-0	0	0	0	0	0	0.0
Total	0-0	0	0-0	.000	0-0	.000	0-0	.000	0	0.0	0-0	0	0	0	0	0	0.0
CAREER ACC REGULAR SEASON STATISTICS																	
SEASON	GP-GS	MP	FG-FGA	PCT.	3PT-A	PCT.	FT-FTA	PCT.	REB.	AVG.	PF-DQ	AS	TO	BS	ST	TP	AVG.
2019-20	0-0	0	0-0	.000	0-0	.000	0-0	.000	0	0.0	0-0	0	0	0	0	0	0.0
Total	0-0	0	0-0	.000	0-0	.000	0-0	.000	0	0.0	0-0	0	0	0	0	0	0.0
CAREER NCAA TOURNAMENT STATISTICS																	
SEASON	GP-GS	MP	FG-FGA	PCT.	3PT-A	PCT.	FT-FTA	PCT.	REB.	AVG.	PF-DQ	AS	TO	BS	ST	TP	AVG.
2019-20	Tournament not played (COVID-19 pandemic)																
Total	0-0	0	0-0	.000	0-0	.00	0-0	.000	0	0.0	0-0	0	0	0	0	0	0.0
CAREER ACC TOURNAMENT STATISTICS																	
SEASON	GP-GS	MP	FG-FGA	PCT.	3PT-A	PCT.	FT-FTA	PCT.	REB.	AVG.	PF-DQ	AS	TO	BS	ST	TP	AVG.
2019-20	Tournament not played (COVID-19 pandemic)																
Total	0-0	0	0-0	.000	0-0	.00	0-0	.000	0	0.0	0-0	0	0	0	0	0	0.

CAREER HIGHS		
Points	-	
Rebounds	-	
Assists	-	
Steals	-	
FG Made	-	
3FG Made	-	
FT Made	-	
Minutes	-	
PRODUCTION		
	19-20	CAREER
Double-figure points	0	0
Double-doubles	0	0
20-pt games	0	0
Dunks	0	0
5+ rebounds	0	0
2+ blocks	0	0
Three-point plays	0	0





45  
Keenan Worthington

F | 6-9 | 225 | SO  
CHAPEL HILL, N.C.  
(BLAIR ACADEMY [N.J.] )

2019-20

- Did not see action

HIGH SCHOOL

- Averaged 14 points and eight rebounds per game as a senior at Blair Academy in New Jersey
- First-team All-State and first-team All-Conference selection as a senior
- Helped lead Blair Academy to a New Jersey Prep A state championship in 2019
- Three-time conference champion as a player at Blair

PERSONAL

- Full name is Keenan Toliver Worthington
- Born December 11, 2000 in New York, N.Y.
- Son of Robert and Gail Worthington
- Has a brother, Brady, and sister, Helene

2019-20												
Opponent	FG	3FG	FT	O-D-R	PF	Pts	A	TO	B	S	MIN	
vs. [3] Kansas	dnp											
Colorado State	dnp											
Central Arkansas	dnp											
Georgia State	dnp											
vs. Cal	dnp											
vs. Georgetown	dnp											
Stephen F. Austin	dnp											
Winthrop	dnp											
at [11] Michigan State	dnp											
at Virginia Tech	dnp											
Wofford	dnp											
Brown	dnp											
Boston College	dnp											
at Miami	dnp											
at Georgia Tech	dnp											
Wake Forest	dnp											
at Clemson	dnp											
[11] Louisville	dnp											
Miami	dnp											
Pittsburgh	dnp											
at Syracuse	dnp											
at Boston College	dnp											
at North Carolina	dnp											
[8] Florida State	dnp											
Notre Dame	dnp											
at NC State	dnp											
Virginia Tech	dnp											
at Wake Forest	dnp											
at Virginia	dnp											
NC State	dnp											
North Carolina	dnp											
^ - Game started												
[] - AP ranking												



CAREER STATISTICS																
SEASON	GP-GS	MP	FG-FGA	PCT.	3PT-A	PCT.	FT-FTA	PCT.	REB.	AVG.	PF-DQ	AS	TO	BS	ST	TP
2019-20	0-0	0	0-0	.000	0-0	.000	0-0	.000	0	0.0	0-0	0	0	0	0	0.0
Total	0-0	0	0-0	.000	0-0	.000	0-0	.000	0	0.0	0-0	0	0	0	0	0.0

CAREER ACC REGULAR SEASON STATISTICS																
SEASON	GP-GS	MP	FG-FGA	PCT.	3PT-A	PCT.	FT-FTA	PCT.	REB.	AVG.	PF-DQ	AS	TO	BS	ST	TP
2019-20	0-0	0	0-0	.000	0-0	.000	0-0	.000	0	0.0	0-0	0	0	0	0	0.0
Total	0-0	0	0-0	.000	0-0	.000	0-0	.000	0	0.0	0-0	0	0	0	0	0.0

CAREER NCAA TOURNAMENT STATISTICS																
SEASON	GP-GS	MP	FG-FGA	PCT.	3PT-A	PCT.	FT-FTA	PCT.	REB.	AVG.	PF-DQ	AS	TO	BS	ST	TP
2019-20	Tournament not played (COVID-19 pandemic)															
Total	0-0	0	0-0	.000	0-0	.00	0-0	.000	0	0.0	0-0	0	0	0	0	0.0

CAREER ACC TOURNAMENT STATISTICS																
SEASON	GP-GS	MP	FG-FGA	PCT.	3PT-A	PCT.	FT-FTA	PCT.	REB.	AVG.	PF-DQ	AS	TO	BS	ST	TP
2019-20	Tournament not played (COVID-19 pandemic)															
Total	0-0	0	0-0	.000	0-0	.00	0-0	.000	0	0.0	0-0	0	0	0	0	0.

CAREER HIGHS		
Points	-	
Rebounds	-	
Assists	-	
Steals	-	
FG Made	-	
3FG Made	-	
FT Made	-	
Minutes	-	

PRODUCTION		
	19-20	CAREER
Double-figure points	0	0
Double-doubles	0	0
20-pt games	0	0
Dunks	0	0
5+ rebounds	0	0
2+ blocks	0	0
Three-point plays	0	0



## 5 Jaemyn Brakefield

F | 6-8 | 216 | FR-HS  
JACKSON, MISS.  
HUNTINGTON PREP [W.VA.]

### HIGH SCHOOL

- A five-star power forward
- Ranked No. 29 overall in ESPN 100's rankings for the class of 2020
- Ranked as the No. 4 power forward in the nation and the No. 1 player from the state of Mississippi in the ESPN 100
- Named the West Virginia Gatorade Player of the Year as a sophomore, junior and senior, becoming the first player to be recognized three times in the award's 35-year history
- Averaged 19.2 points, 8.3 rebounds and 3.0 assists per game as a senior at Huntington Prep
- Played for Team Phenom University in the EYBL with fellow Duke signee Jalen Johnson and averaged 15.9 points, 6.1 rebounds and 2.8 assists last summer with two double-doubles
- Earned MVP honors at the ARS/Rescue Rooter National Hoopfest in Tampa in January 2020
- Was selected to participate in the 2020 Jordan Brand Classic prior to the event's cancellation
- Committed to Duke on October 4, 2019
- Chose the Blue Devils over Louisville, Michigan and Auburn, among others

### PERSONAL

- Full name is Jaemyn Mikal Brakefield (pronounced "JAY-min")
- Born on December 19, 2000 in Menasha, Wis.
- Son of Pamela Root and James Brakefield
- Has four brothers -- Jake Root, Andrew Knaack, Jamal Brakefield and Daimen Brakefield, and two sisters -- Kristen Nickole and Jennifer Fleming
- Served Thanksgiving meals to needy families as a member of his church youth group
- Volunteered at local West Virginia animal shelters and youth basketball camps



## 34 Henry Coleman III

F | 6-7 | 229 | FR-HS  
RICHMOND, VA.  
TRINITY EPISCOPAL SCHOOL

### HIGH SCHOOL

- A four-star power forward
- Ranked as the No. 52 player overall, the No. 10 power forward and the No. 5 player in the state of Virginia in ESPN 100's rankings for the class of 2020
- Averaged 22.8 points, 12.8 rebounds and 3.4 assists per game as a senior at Trinity Episcopal School
- Named to the Virginia All-State Boys Basketball Team presented by Suddenlink, picking up First Team honors
- Named MaxPreps All-America honorable mention
- Competed for Team Loaded on the Nike EYBL circuit last summer, averaging 18.2 points and 6.4 rebounds
- Put up 25.6 points and 12.1 rebounds per contest as a junior
- Committed to Duke on September 27, 2019
- Chose the Blue Devils over Michigan, NC State, Virginia Tech and Ohio State, among others

### PERSONAL

- Full name is Henry Cornelius Coleman III
- Born on May 8, 2002 in Richmond, Va.
- Son of Cynthia Coleman and Hank Coleman
- Has a brother, Leland Coleman
- His father, Hank, played football at Virginia Tech (1991-95)
- Was the senior class president this past year at Trinity Episcopal School
- Named to Scholar and Head Master's list while in high school
- Also played baseball in high school







# 1 Jalen Johnson

F | 6-9 | 220 | FR-HS  
MILWAUKEE, WIS.  
NICOLET HIGH SCHOOL

## 2020-21

- Named to the preseason watch list for the Julius Erving Award, presented to the nation's best small forward
- Selected first-team Preseason All-ACC
- Named to Naismith Trophy watch list

## HIGH SCHOOL

- A five-star small forward
- Ranked No. 12 overall in ESPN 100's rankings for the class of 2020
- Rated the No. 1 player in Wisconsin and the No. 4 player at his position in the ESPN 100
- Transferred from Nicolet HS to IMG Academy in Bradenton, Fla., prior to his senior year but did not play in any games
- Re-enrolled at Nicolet near the end of his senior season, appearing in nine games and averaging 24.6 points, 10.9 rebounds and 4.8 assists per contest
- Was selected for the 2020 Jordan Brand Classic prior to the event's cancellation
- Played for Team Phenom in the EYBL last summer with fellow Duke signee Jaemyn Brakefield and averaged 17.2 points, 9.1 rebounds and 2.8 assists with five double-doubles
- Named the both the Gatorade Player of the Year and AP Player of the Year in Wisconsin following his junior season, when he led Nicolet to a 27-1 record and the school's first state championship
- Averaged 19.9 points, 11.4 rebounds and 6.2 assists per game as a junior
- Took part in the 2019 USA Basketball Men's Junior National Team July minicamp
- Committed to Duke on July 4, 2019
- Chose the Blue Devils over Arizona, Kentucky and Wisconsin, among others

## PERSONAL

- Full name is Jalen Tyrese Johnson
- Born on December 18, 2001 in Wausau, Wis.
- Son of Stacy Johnson and Roderick Johnson Jr.
- Has three brothers -- Rod Johnson, Kobe Johnson, and Rodez Watson
- His father, Roderick, played college basketball at Wisconsin-Milwaukee and Southeast Missouri State before playing professionally for two years in Poland
- His mother, Stacy, played college basketball at Wisconsin-Milwaukee
- Brother, Rod, currently plays basketball at UT Chattanooga
- Brother, Kobe, signed in November 2020 to play basketball at USC next season



# 3 Jeremy Roach

G | 6-1 | 175 | FR-HS  
LEESBURG, VA.  
ST. PAUL VI HIGH SCHOOL

## HIGH SCHOOL

- A five-star point guard
- Ranked No. 18 overall and the No. 4 point guard in ESPN 100's rankings for the class of 2020
- Averaged 19.1 points, 6.3 rebounds, 2.8 assists and 1.9 steals per game as a senior and guided St. Paul VI HS to the VISAA D-I State Championship
- Named to the Virginia All-State Boys Basketball Team presented by Suddenlink, picking up First Team honors
- Named the Virginia Gatorade Player of the Year as a senior
- 2020 McDonald's All-American
- Was selected to participate in the 2020 Jordan Brand Classic prior to the event's cancellation
- Named to the 2020 USA Nike Hoop Summit Team prior to the event's cancellation
- Named MaxPreps All-America honorable mention
- Missed his junior season of high school due to an ACL injury
- Played for Team Takeover in the Nike EYBL and averaged 6.6 points and 3.1 assists in the summer of 2018
- The first five-star player in the class of 2020 to announce his commitment, selecting Duke on May 8, 2019
- Chose the Blue Devils over Kentucky, North Carolina and Villanova, among others

## USA BASKETBALL

- Won a pair of gold medals with USA Basketball - at the 2017 FIBA Americas U-16 and the 2018 FIBA U-17 World Cup
- Was the starting point guard for the U-17 team and averaged 6.4 points and 2.7 assists

## PERSONAL

- Full name is Jeremy Hunter Roach
- Born on November 1, 2001 in Washington, D.C.
- Son of Carole Roach and Joe Roach
- Has an older sister, Chloe, and older brother, Jordan
- His brother Jordan played basketball at Christopher-Newport University and his sister Chloe played at Eastern Mennonite University





## 2 DJ Steward

G | 6-2 | 163 | FR-HS  
CHICAGO, ILL.  
WHITNEY YOUNG HIGH SCHOOL

### 2020-21

- Named to the preseason watch list for the Jerry West Award, presented to the nation's best shooting guard

### HIGH SCHOOL

- A five-star combo guard
- Ranked as the No. 23 player overall and the No. 2 player in the state of Illinois in ESPN 100's rankings for the class of 2020
- Averaged 22.5 points, 3.5 assists and 4.1 rebounds his senior year
- 2020 McDonald's All-American
- Was selected to participate in the 2020 Jordan Brand Classic prior to the event's cancellation
- Named the Illinois Player of the Year by the Chicago Sun Times and Prep Hoops
- Named to MaxPreps All-America Fourth Team
- Took part in the 2019 USA Basketball Men's Junior National Team October minicamp
- Averaged 24.1 points and shot 41 percent from three-point range in the summer of 2019 for Team MeanStreets on the Nike EYBL circuit
- Attended the same high school as former Blue Devil Jahlii Okafor (Whitney Young)
- Committed to Duke on September 18, 2019
- Chose the Blue Devils over North Carolina, Louisville, Indiana and Texas, among others

### PERSONAL

- Full name is DJ Steward
- Born on October 2, 2001 in Chicago, Ill.
- Son of Katicha Jackson-Williams and Tyrone Williams
- Has a brother, Trent
- Also played football in high school



## 15 Mark Williams

C | 7-0 | 243 | FR-HS  
VIRGINIA BEACH, VA.  
IMG ACADEMY [FLA.]

### 2020-21

- Named to the preseason watch list for the Kareem Abdul-Jabbar Award, presented to the nation's best center

### HIGH SCHOOL

- A four-star power center
- Ranked as the No. 30 overall player and No. 5 center in ESPN 100's rankings for the class of 2020
- Played three years at Norfolk Academy before transferring to IMG Academy for his senior season
- 2020 McDonald's All-American
- Was selected to participate in the 2020 Jordan Brand Classic prior to the event's cancellation
- On the 2019 Nike EYBL circuit, played for Team Boo Williams and averaged 14.8 points, 8.9 rebounds and 2.1 blocks per game, while shooting 64 percent from the field
- Improved his numbers to 23.0 points, 12.5 rebounds and 2.5 blocks per game while shooting 76 percent at the Nike Peach Jam
- Committed to Duke on November 2, 2019
- Chose the Blue Devils over UCLA and Michigan, among others

### PERSONAL

- Full name is Mark Oluwafemi Williams
- Born on December 16, 2001 in Norfolk, Va.
- Son of Margaret Williams and Dr. Alex Williams
- Has two sisters, Elizabeth Williams and Victoria Oloyede
- His older sister, Elizabeth, played for Duke from 2011-15 and now plays for the WNBA's Atlanta Dream





## **STAFF**

---

<b>Mike Krzyzewski</b>	<b>26-37</b>
<b>Nate James</b>	<b>38</b>
<b>Jon Scheyer</b>	<b>39</b>
<b>Chris Carrawell</b>	<b>40</b>
<b>Nolan Smith</b>	<b>41</b>
<b>Legacy Fund</b>	<b>42-43</b>
<b>Basketball Support Staff</b>	<b>44-50</b>
<b>Kevin White</b>	<b>51</b>
<b>Senior Administration</b>	<b>52</b>





## Mike Krzyzewski

THE MICHAEL W. KRZYZEWSKI LEADERSHIP  
HEAD COACH  
41ST SEASON AT DUKE  
ARMY, 1969

It does not take long for a conversation about the highest levels of success in the basketball world to turn to the name Krzyzewski. In 40 seasons at Duke, Mike Krzyzewski - a Naismith Hall of Fame coach, five-time national champion and 12-time Final Four participant - has built a dynasty that few programs in the history of the game can match.

No coach in Division I men's basketball history has won more games than Coach K's 1,157.

Krzyzewski will enter the 2020-21 season -- his 41st at Duke -- with a 1,157-350 record in 45 years as a head coach, including a 1,084-291 mark in 40 seasons in Durham. The numbers that illustrate Coach K's career are simply staggering:

- Five national championships (1991, 1992, 2001, 2010, 2015)
- Six gold medals as head coach of the U.S. Men's National Team
- Nine National Players of the Year (11 honors)
- Six National Defensive Players of the Year (nine honors)
- 10 consecutive top-10 AP poll finishes (1997-06)
- 12 National Coach of the Year honors (eight seasons)
- 12 Final Four appearances (tied for most in NCAA history)
- 12 ACC regular season championships
- 15 ACC Tournament championships (most in league history)
- 28 NBA Lottery picks (most in Draft history)
- 35 NCAA Tournament bids (most by one coach)
- 37 All-America selections (51 honors)
- 67 NBA Draft selections, including 41 first-round picks
- 65 ACC Tournament wins (most in league history)
- 97 NCAA Tournament wins (most in NCAA history)
- 126 weeks ranked No. 1 in the AP poll (most by a coach in poll history)
- 506 ACC wins (most in league history)
- 553 weeks ranked in the top 10 of the AP poll (most by a coach in poll history)
- 641 weeks ranked in the AP poll (most by a coach in poll history)
- 1,084 victories at Duke (most in NCAA history at one school)
- 1,157 career wins (most in NCAA history)

### WEEKS RANKED NO. 1 | COACHES, ALL-TIME

1.	^ Mike Krzyzewski	126
2.	John Wooden	121
3.	Adolph Rupp	61
4.	Dean Smith	60
5.	^ Roy Williams	59

as of final 2020 Associated Press poll; ^ - active coach

### ALL-AMERICANS | COACHES, ACTIVE

1.	Mike Krzyzewski	51
2.	Roy Williams	30
3.	Jim Boeheim	22
4.	Bill Self	21
5.	John Calipari	19

1st, 2nd or 3rd team selections included; AP, NABC, Sporting News, USBWA, Basketball Times

### NATIONAL PLAYERS OF THE YEAR HONORS | COACHES, ACTIVE

1.	Mike Krzyzewski	11
2.	John Calipari	3
	Roy Williams	3

AP, Basketball Times, NABC, Naismith, Rupp, USBWA, Wooden

### UNCOMMON WINNING

From his first career win as head coach at Army on Nov. 28, 1975, to his 1,157th over North Carolina in the 2019-20 season finale, Krzyzewski has set the standard for winning in Division I men's basketball.

Coach K became the Division I men's career wins leader on Nov. 15, 2011, at Madison Square Garden, moving past his former coach Bob Knight with his 903rd victory. His historic 1,000th career victory came against St. John's at The World's Most Famous Arena on Jan. 25, 2015, as he became the first Division I men's basketball coach to achieve a four-figure win total.

Krzyzewski's 1,084 victories at Duke are an NCAA record by a coach at one school. With 1,084 of the Blue Devils' 2,201 all-time victories, Coach K has presided over nearly half (49 percent) of the men's basketball wins in Duke history.

Duke made history under Krzyzewski's watch by winning an NCAA four-year-record 133 games from 1998-01; the Blue Devils' total, which came against just 15 losses in the timeframe, surpassed the previous record of 132 held by Kentucky.

Krzyzewski has averaged 27.1 wins per season during his tenure in Durham and established NCAA records with 36 20-win seasons and 15 30-win campaigns. The current streak of 24 consecutive 20-win seasons under Coach K is the longest streak in Division I men's basketball history. The







Blue Devils collected 25 wins in the pandemic-shortened 2019-20 season to reach the 25-win total for the 13th year in a row.

Krzyzewski has won a league-record 506 ACC games (regular season and tournament), passing former North Carolina head coach Dean Smith (422) on Feb. 4, 2015. He has also won an ACC-record 189 conference road games.

## HANGING BANNERS

The crown jewels of Krzyzewski's tenure at Duke are the five NCAA championship banners that hang in Cameron Indoor Stadium. Coach K's five national championships are the second most in NCAA history, trailing only the 10 won by former UCLA coach John Wooden. He is one of just two coaches since 1975 to lead a team to back-to-back national titles (1991 and 1992).

Krzyzewski and former Connecticut coach Jim Calhoun are the only coaches in NCAA history to win national championships in three different decades.

Each of Krzyzewski's five national title teams at Duke has blazed its own trail to the top of the ladder:

- The 1991 team knocked off top-ranked and undefeated UNLV, which was riding a 45-game win streak, in the national semifinals before outlasting Kansas to capture the crown
- The 1992 team held the No. 1 ranking for each of that season's 18 AP polls and capped off a 34-2 season with a 20-point win over Michigan in the national championship game
- After a home-finale loss to Maryland for one of the best senior classes in Duke history in 2001, the Blue Devils roared to 10 consecutive victories to end the season; Duke got revenge on Maryland - erasing a 22-point deficit -- in the national semis before a memorable win over Arizona to claim the crown
- The 2010 team was largely ignored as a title contender prior to the season but rode the second-best scoring defense in program history - 61.0 points per game - and the nation's highest-scoring trio in Jon Scheyer, Kyle Singler and Nolan Smith to the program's fourth championship
- The 2015 team started three freshmen and leaned on the senior leadership of Quinn Cook, winning 18 of its last 19 games with just eight recruited scholarship players to put a fifth banner in the Cameron rafters

Coach K's banner-hunting mentality has also translated to unprecedented success on the ACC level.

Duke's historic four-games-in-four-days run to the 2017 ACC Tournament championship was its record 14th under Krzyzewski's guidance. He also finished that title run in Brooklyn with a league-record 61 ACC Tournament victories. He has since extended those records with his 15th ACC Tournament championship in 2019, and enters 2021 with 65 career ACC Tournament wins.

From 1999-03, Duke won a league-record five consecutive ACC Tournament championships. The Blue Devils captured 10 ACC Tournament crowns in a 13-year period from 1999-11.

Coach K first led Duke to the ACC regular season title in 1986 and has since increased that total to 12 league titles. From 1997-01, the Blue Devils either won the league outright or shared the crown in five consecutive seasons. In the decade-long stretch from 1997-06, Duke captured seven regular season conference championships.

## KNOCKING ON THE DOOR

Championships are won in March and, as Coach K constantly reminds his players, there are no free passes into the NCAA Tournament. Berths are earned on merit and Coach K has led the Blue Devils into the NCAA Tournament 35 times - more than any other coach in NCAA history.

Coach K has taken Duke to the NCAA Tournament in each of the last 24 seasons that the tournament has been played -- the longest streak in NCAA history, surpassing Dean Smith's 23 consecutive appearances from 1975 to 1997.

## COACH K'S CAREER RECORD

Year	School	Record	Conf.	Notes
1976	Army	11-14	-	-
1977	Army	20-8	-	-
1978	Army	19-9	-	NIT
1979	Army	14-11	-	-
1980	Army	9-17	-	-
1981	Duke	17-13	6-8 (t5)	NIT
1982	Duke	10-17	4-10 (t6)	-
1983	Duke	11-17	3-11 (7)	-
1984	Duke	24-10	7-7 (t3)	NCAA Tournament
1985	Duke	23-8	8-6 (t4)	NCAA Tournament
1986	Duke	37-3	12-2 (1)	NCAA Final Four (Finalist)
1987	Duke	24-9	9-5 (3)	NCAA Tournament
1988	Duke	28-7	9-5 (3)	NCAA Final Four (Semifinalist)
1989	Duke	28-8	9-5 (t2)	NCAA Final Four (Semifinalist)
1990	Duke	29-9	9-5 (2)	NCAA Final Four (Finalist)
1991	Duke	32-7	11-3 (1)	NCAA Champion
1992	Duke	34-2	14-2 (1)	NCAA Champion
1993	Duke	24-8	10-6 (t3)	NCAA Tournament
1994	Duke	28-6	12-4 (1)	NCAA Final Four (Finalist)
1995	Duke	9-3	0-1	out after back surgery
1996	Duke	18-13	8-8 (t4)	NCAA Tournament
1997	Duke	24-9	12-4 (1)	NCAA Tournament
1998	Duke	32-4	15-1 (1)	NCAA Tournament
1999	Duke	37-2	16-0 (1)	NCAA Final Four (Finalist)
2000	Duke	29-5	15-1 (1)	NCAA Tournament
2001	Duke	35-4	13-3 (t1)	NCAA Champion
2002	Duke	31-4	13-3 (2)	NCAA Tournament
2003	Duke	26-7	11-5 (t2)	NCAA Tournament
2004	Duke	31-6	13-3 (1)	NCAA Final Four (Semifinalist)
2005	Duke	27-6	11-5 (3)	NCAA Tournament
2006	Duke	32-4	14-2 (1)	NCAA Tournament
2007	Duke	22-11	8-8 (t6)	NCAA Tournament
2008	Duke	28-6	13-3 (2)	NCAA Tournament
2009	Duke	30-7	11-5 (t2)	NCAA Tournament
2010	Duke	35-5	13-3 (t1)	NCAA Champion
2011	Duke	32-5	13-3 (2)	NCAA Tournament
2012	Duke	27-7	13-3 (2)	NCAA Tournament
2013	Duke	30-6	14-4 (2)	NCAA Tournament
2014	Duke	26-9	13-5 (3)	NCAA Tournament
2015	Duke	35-4	15-3 (2)	NCAA Champion
2016	Duke	25-11	11-7 (t5)	NCAA Tournament
2017	Duke	28-9	11-7 (t5)	NCAA Tournament
2018	Duke	29-8	13-5 (2)	NCAA Tournament
2019	Duke	32-6	14-4 (3)	NCAA Tournament
2020	Duke	25-6	15-5 (4)	Postseason ccd, COVID-19 pandemic

Career Record (45 years)	1,157-350 (.768)
Duke Record (40 years)	1,084-291 (.788)
ACC Record (regular season)	441-180 (.710)
ACC Tournament Record	65-23 (.739)
NCAA Tournament Record	97-30 (.764)
at Cameron Indoor Stadium	549-68 (.890)

## NCAA COACHING WINS CHARTS

^ - active coach // Note: Records adjusted for vacated games

## CAREER WINS (MIN. 10 HEAD COACHING SEASONS, ALL DIVISIONS)

1.	^ Mike Krzyzewski, Army, Duke	1,157
2.	Herb McGee, Jefferson	1,096
3.	Glenn Robinson, Franklin & Marshall	967
4.	Jim Boeheim, Syracuse	964
5.	Don Meyer, Hamline, Lipscomb, Northern State	923

## CAREER WINS (MIN. 10 HEAD COACHING SEASONS IN DIVISION-I)

1.	^ Mike Krzyzewski, Army, Duke	1,157
2.	^ Jim Boeheim, Syracuse	964
3.	^ Jim Calhoun, Northeastern, Connecticut, St. Joseph's (Conn.)	915
4.	Bob Knight, Army, Indiana, Texas Tech	902
5.	^ Roy Williams, Kansas, North Carolina	885
6.	^ Bob Huggins, Walsh, Akron, Cincinnati, Kansas State, West Virginia	881
7.	Dean Smith, North Carolina	879
8.	Adolph Rupp, Kentucky	876
9.	Jim Phelan, Mt. St. Mary's	830
10.	Rollie Massimino, Stony Brook, Villanova, UNLV, Cleveland State, Keiser	816

## CAREER WINS AT ONE SCHOOL (DIVISION-I)

1.	^ Mike Krzyzewski, Duke	1,084
2.	^ Jim Boeheim, Syracuse	964
3.	Dean Smith, North Carolina	879
4.	Adolph Rupp, Kentucky	876
5.	Jim Phelan, Mount St. Mary's	830
6.	Ed Diddle, Western Kentucky	759
7.	Ray Meyer, DePaul	724
8.	Don Haskins, UTEP	719
9.	Rick Byrd, Belmont	713
10.	Denny Crum, Louisville	675

## CAREER ACC WINS (REGULAR SEASON &amp; TOURNAMENT)

1.	^ Mike Krzyzewski, Duke	506
2.	Dean Smith, North Carolina	422
3.	^ Roy Williams, North Carolina	229
4.	Gary Williams, Maryland	210
5.	^ Leonard Hamilton, Florida State	167
6.	Frank McGuire, North Carolina, South Carolina	160
7.	Bobby Cremins, Georgia Tech	149
8.	^ Tony Bennett, Virginia	148
9.	Lefty Driesell, Maryland	139
10.	Vic Bubas, Duke	128

## MOST GAMES COACHED (MINIMUM 10 DIVISION-I SEASONS)

1.	^ Mike Krzyzewski, Army & Duke	1,507
2.	^ Jim Boeheim, Syracuse	1,363
3.	Jim Phelan, Mount St. Mary's	1,354
4.	^ Jim Calhoun, Northeastern, Connecticut & St. Joseph's (Conn.)	1,313
5.	^ Cliff Ellis, South Alabama, Clemson, Auburn & Coastal Carolina	1,298
6.	Jerry Slocum, Nyack, Geneva, Gannon & Youngstown State	1,279
7.	Rollie Massimino, Stony Brook, Villanova, UNLV, Cleveland St. & Keiser	1,278
8.	Bob Knight, Army, Indiana & Texas Tech	1,273
9.	^ Bob Huggins, Walsh, Akron, Cincinnati, Kansas State & West Virginia	1,253
10.	Rick Byrd, Maryville (Tenn.), Lincoln Memorial, Belmont	1,208

## CURRENT MOST CONSECUTIVE 20+ WIN SEASONS

1.	Mike Krzyzewski, Duke (1997-current)	* 24
2.	Bill Self, Tulsa, Illinois & Kansas (1999-current)	22
3.	Mark Few, Gonzaga (2000-current)	21
4.	Randy Bennett, Saint Mary's (2008-current)	13
5.	John Calipari, Kentucky (2010-current)	12

\* also stands as NCAA record for most consecutive 20+ win seasons

## MOST 20+ WIN SEASONS

1.	^ Mike Krzyzewski, Army & Duke	36
2.	^ Jim Boeheim, Syracuse	34
3.	Dean Smith, North Carolina	30
4.	Bob Knight, Army, Indiana & Texas Tech	29
	^ Roy Williams, Kansas & North Carolina	29

## MOST 30+ WIN SEASONS

1.	^ Mike Krzyzewski, Duke	15
2.	^ Roy Williams, Kansas & North Carolina	12
3.	^ Bill Self, Oral Roberts, Tulsa, Illinois & Kansas	10
	^ John Calipari, Massachusetts, Memphis & Kentucky	10
5.	Jim Calhoun, Connecticut	8

Krzyzewski has done much more than just get his teams into the NCAA Tournament. He and his Duke teams have thrived on the biggest stage in college basketball.

Krzyzewski holds NCAA Tournament records for games coached (127) and wins (97) while ranking second all-time and leading active coaches with a .764 NCAA Tournament winning percentage (min. 20 wins). He has reached the Sweet 16 on 25 occasions, six more than any other coach in NCAA history, and has advanced to the Elite Eight 16 times.

Coach K has been a fixture at the Final Four during his Duke tenure, reaching the final weekend 12 times to tie Wooden for the most in NCAA history. His nine national championship game appearances, 21 Final Four games and 14 Final Four wins are all the second-most in the history of the tournament.

Krzyzewski piloted the Blue Devils to five consecutive Final Fours from 1988-92, capturing Duke's first two national championships during that stretch. From 1998-02, Duke earned a No. 1 seed in the NCAA Tournament an unprecedented five years in a row. Duke's eight No. 1 seeds under Coach K are the most by a coach in NCAA Tournament history.

## INSPIRING GREATNESS

Coach K's leadership and accomplishments have inspired generations of Duke players to strive for heights rarely seen in college basketball.

Nine Duke players have combined to earn 11 National Player of the Year honors during Krzyzewski's tenure, an NCAA record for total NPOY honors by one coach.

From the time Johnny Dawkins claimed the Naismith Trophy in 1986, the list of Duke's National Players of the Year has grown to include Danny Ferry (1989), Christian Laettner (1992), Elton Brand (1999), Shane Battier (2001), Jason Williams (2001, 2002), J.J. Redick (2005, 2006), Marvin Bagley III (2018) and Zion Williamson (2019).

Battier and Williams shared the major awards in 2001 to become the first duo from the same team to both lay claim to one of the major National Player of the Year honors. Williams became the seventh player in NCAA history to repeat National Player of the Year in 2002 and Redick became the eighth to do so when he garnered the honors in 2005 and 2006.

Coach K has also mentored a group of six players to an NCAA-record nine National Defensive Player of the Year awards during his tenure in Durham. The Blue Devils' nine honors are more than double the next-closest team in college basketball.

Krzyzewski protégés won the first two National Defensive Player of the Year awards, as Tommy Amaker earned the inaugural honor in 1987 and Billy King followed up in 1988. Grant Hill (1993) and Steve Wojciechowski (1998) added to the list before Battier joined Tim Duncan as the only players to win three consecutive National Defensive Player of the Year awards, garnering the trophy in 1999, 2000 and 2001.

Shelden Williams parlayed his dominant rebounding and shot-blocking prowess into NDPOY accolades in both 2005 and 2006, becoming one of just six players in the history of the award to win it multiple times.

Coach K also has a history-making track record with the youngest members of his program, tutoring a total of six players to National Freshman of the Year honors, including one in three consecutive seasons and in five of the last seven.

Luol Deng was Duke's first National Freshman of the Year in 2004, followed by Jabari Parker and Jahliel Okafor in 2014 and 2015, respectively. The Blue Devils current string of three consecutive includes Bagley (2018), Williamson (2019) and Vernon Carey Jr. (2020).





## MEDIA GUIDE

Five have earned the Wayman Tisdale Award presented by the USBWA, and three have garnered the NABC National Freshman of the Year honor. Duke's five honors are the most in the history of the Tisdale Award, which originated in 1989, while the Blue Devils own of three of the four NABC honors since the award's inception in 2017.

Producing All-Americans has become the norm at Duke under Coach K, who has mentored a group of 37 players who have combined to earn 51 All-America honors. He has coached an All-American in 32 of his 40 seasons at Duke, including each of the last 13.

In his time in Durham, Krzyzewski has coached 23 players who have been named consensus All-Americans a combined 30 times. A storied list of players to earn consensus first-team All-America honors under Coach K includes Dawkins, Ferry, Laettner, Bobby Hurley, Grant Hill, Chris Carrawell, Battier, Jason Williams, Redick, Nolan Smith and most recently Williamson and RJ Barrett. Williamson and Barrett became the first freshman teammates in NCAA history to earn consensus first-team All-America honors.

Duke has accounted for the last three occurrences nationally of teammates earning consensus first-team All-America honors in the same season -- 2001 (Battier and Jason Williams), 2006 (Redick and Shelden Williams), 2019 (Barrett and Williamson).

Krzyzewski has coached 12 Duke players to a total of 14 ACC Player of the Year awards, led by two-time winners Ferry and Redick, and one in each of the last three seasons. Okafor made history in 2015 when he became the first freshman to collect ACC Player of the Year honors. Bagley III became the second in 2018, followed by Williamson in 2019. Williamson also became the ACC's first freshman to be named the ACC Player of the Year and ACC Tournament MVP in the same season.

In 2020, Duke became the ACC's first program to seize the league's three top awards with Tre Jones as both the ACC Player of the Year and Defensive Player of the Year, and Carey as the Freshman of the Year.

Coach K has led nine Duke players to ACC Freshman of the Year honors - including six of the last seven in Parker (2014), Okafor (2015), Brandon Ingram (2016), Bagley (2018), Williamson (2019) and Carey (2020). A total of four ACC Defensive Players of the Year have come under Coach K's watch with Shelden Williams winning in 2005 and 2006, DeMarcus Nelson in 2008 and Tre Jones in 2020.

Krzyzewski has proven to be the standard bearer in the coaching profession for attracting the most top-end talent, as he has enticed 80 McDonald's All-Americans to play for him at Duke - the most all-time by a coach. Duke has signed at least one McDonald's All-American in each of the last 36 years, the longest streak in the nation by 27 years.

Five Duke signees have claimed at least a share of MVP honors at the McDonald's All-American Game: Bobby Hurley (1989), Redick (2002), Josh McRoberts (2005), Okafor (2014) and Frank Jackson (2016).

Ricky Price (1994), Gerald Henderson (2006), Grayson Allen (2014), Jackson (2016) and Zion Williamson (2018) have each won the McDAAG dunk contest; Chris Collins (1992), Trajan Langdon (1994), Nate James (1996), Battier (1997), Chris Duhon (2000), Redick (2002), Ryan Kelly (2009), Rasheed Sulaimon (2012), Luke Kennard (2015) and Cam Reddish (2018) have won the three-point contest; Nolan Smith (2007), Tyus Jones (2014) and Jayson Tatum (2016) have each won the skills contest.

The Morgan Wootten Award is presented to the nation's top high school senior, and the Blue Devils' nine - all coming under Coach K - lead the nation.

### RANKING AMONG THE BEST

Duke has been a fixture in the Associated Press poll during Coach K's career. Of the 1,375 games Krzyzewski has coached at Duke, 1,230 - 89.2 percent - have been as a ranked team. The Blue Devils are 1,002-228 (.815) as a ranked team under Coach K.

Duke has spent 126 weeks at No. 1 in the AP poll, 553 weeks in the top 10 and 641 weeks in the top 25 under Coach K, all of which lead active coaches. Three of the 10-longest rankings streaks in AP poll history have come at Duke under Krzyzewski's direction, including a 200-week streak from 1996-07 that stands as the third-longest in history.

Coach K has taken top-ranked Duke teams into games on 254 occasions and compiled a 219-35 (.862) record as the AP's No. 1 team, ranking first in poll history in both number of games and number of wins as coach of a top-ranked squad.

He has guided Duke to the top of the poll at least one time in a poll-record 20 different seasons. From 1999-02, Coach K's Duke teams finished No. 1 in the season's final AP poll an unprecedented four consecutive times. Since he first led the Blue Devils to the top of the poll in 1986, Coach K's Duke teams have finished the season ranked No. 1 eight times - more than double the next-best team in that timeframe.

Duke also achieved at least one No. 1 ranking in seven straight seasons from 1998-04, the second-longest streak in poll history.

## 2020-21 DUKE MEN'S BASKETBALL

### NCAA TOURNAMENT/FINAL FOUR CHARTS

^ - active coach // Note: Records adjusted for vacated games

#### MOST NCAA CHAMPIONSHIPS

1.	John Wooden, UCLA	10
2.	<b>^ Mike Krzyzewski, Duke</b>	<b>5</b>
3.	Adolph Rupp, Kentucky	4
4.	Bob Knight, Indiana	3
	^ Roy Williams, North Carolina	3
6.	Eight coaches (active: Jay Wright, Villanova)	2

#### MOST NCAA FINAL FOUR APPEARANCES

1.	<b>^ Mike Krzyzewski, Duke</b>	<b>12</b>
	John Wooden, UCLA	12
3.	Dean Smith, North Carolina	11
4.	^ Roy Williams, Kansas & North Carolina	9
5.	^ Tom Izzo, Michigan State	8
6.	Denny Crum, Louisville	6
	Adolph Rupp, Kentucky	6
8.	^ Jim Boeheim, Syracuse	5
	Bob Knight, Indiana	5
	Guy Lewis, Houston	5
	Lute Olson, Iowa & Arizona	5
	^ Rick Pitino, Providence, Kentucky & Louisville	5

#### HIGHEST NCAA TOURNAMENT WINNING PCT. (MIN. 20 WINS)

1.	John Wooden, UCLA	47	10	.825
2.	<b>^ Mike Krzyzewski, Duke</b>	<b>97</b>	<b>30</b>	<b>.764</b>
3.	^ Roy Williams, Kansas & North Carolina	79	26	.752
4.	Billy Donovan, Florida	35	12	.745
5.	^ Rick Pitino, Boston U., Providence, Kentucky & Louisville	54	19	.740
6.	^ John Calipari, Massachusetts, Memphis & Kentucky	59	19	.747
7.	Jim Calhoun, Northeastern & Connecticut	59	19	.718
8.	^ Tom Izzo, Michigan State	52	21	.712
9.	Dean Smith, North Carolina	65	27	.707
10.	^ Bill Self, Tulsa, Illinois & Kansas	48	20	.706

#### NCAA TOURNAMENT WINS

1.	<b>^ Mike Krzyzewski, Duke</b>	<b>97</b>
2.	^ Roy Williams, Kansas & North Carolina	79
3.	Dean Smith, North Carolina	65
4.	^ Jim Boeheim, Syracuse	55
5.	^ Tom Izzo, Michigan State	52
6.	Jim Calhoun, Northeastern & Connecticut	49
7.	^ Bill Self, Tulsa, Illinois & Kansas	48
8.	John Wooden, UCLA	47
9.	Lute Olson, Iowa & Arizona	46
10.	Bob Knight, Indiana & Texas Tech	45

#### MOST NCAA TOURNAMENT APPEARANCES

1.	<b>^ Mike Krzyzewski, Duke</b>	<b>35</b>
2.	^ Jim Boeheim, Syracuse	34
3.	^ Roy Williams, Kansas & North Carolina	29
4.	Bob Knight, Indiana & Texas Tech	28
5.	Lute Olson, Iowa & Arizona	27
	Dean Smith, North Carolina	27
7.	Eddie Sutton, Creighton, Arkansas, Kentucky & Oklahoma State	25
8.	^ Rick Barnes, Providence, Clemson, Texas & Tennessee	24
	Bob Huggins, Akron, Cincinnati & West Virginia	24
10.	Denny Crum, Louisville	23

#### CONSECUTIVE NCAA TOURNAMENT APPEARANCES

1.	<b>^ Mike Krzyzewski, Duke (1996-current)</b>	<b>24</b>
2.	Dean Smith, North Carolina (1975-1997)	23
3.	^ Tom Izzo, Michigan State (1998-current)	22
4.	^ Bill Self, Tulsa, Illinois & Kansas (1999-current)	21
5.	^ Mark Few, Gonzaga (2000-current)	20
	^ Roy Williams, Kansas & North Carolina (1990-2009)	20
7.	^ Rick Barnes, Clemson & Texas (1996-2012)	17
8.	Bob Knight, Indiana (1986-2000)	15
9.	^ Bob Huggins, Cincinnati (1992-2005)	14
	Lute Olson, Arizona (1985-1998)	14
	^ Tubby Smith, Tulsa, Georgia & Kentucky (1994-2007)	14
	John Thompson, Georgetown (1979-1992)	14

**STRENGTH AT HOME**

Cameron Indoor Stadium has always been a formidable mountain for visiting teams to climb, but that has taken on new meaning during Krzyzewski's time in Durham. The Blue Devils have an active streak of 472 consecutive sellouts at Cameron that dates back to Nov. 26, 1990, and stands as the longest in either college basketball or the NBA.

Coach K has accrued a 549-68 (.890) record and orchestrated 11 undefeated seasons at Cameron. His 500th victory at Duke's fabled home arena came in a victory over Pittsburgh on Feb. 4, 2017. This past decade, Coach K led the Blue Devils to a 155-11 (.934) record at Cameron Indoor Stadium to rank third nationally in home winning percentage over that stretch.

Krzyzewski's Duke teams have been particularly inhospitable to visiting non-conference teams since he arrived on campus. The Blue Devils have won 285 of their last 288 non-conference home games and are 295-9 (.970) versus non-conference teams at Cameron under Coach K.

Each of the five-longest home winning streaks in Duke history have come during the Krzyzewski Era, including an ACC-record 46-game run from Jan. 13, 1997, to Feb. 9, 2000.

Given his accomplishments in Duke's home venue, it was only fitting that the university officially named Cameron Indoor Stadium's playing surface Coach K Court on Nov. 17, 2000.

**NEXT-LEVEL PREPARATION**

Under Coach K, the NBA Draft has become an annual rite of passage for Duke players into the highest level of professional basketball.

Krzyzewski has tutored 67 NBA Draft picks during his time at Duke, including a total of 41 first-round selections that leads all active coaches. Duke has had at least one player taken in 33 of the 40 NBA Drafts during the Krzyzewski Era.

Since the inception of the NBA Draft Lottery in 1985, Coach K and Duke have produced 28 lottery picks – a draft-record total for both a school and a coach. The feat is even more impressive when considering that the rest of the field had a four-year head start on Duke before Danny Ferry became the school's first lottery pick in 1989.

Coach K has placed 14 freshmen in the NBA Lottery, including at least one in each of the last six drafts: Corey Maggette (1999), Deng (2004), Kyrie Irving (2011), Austin Rivers (2012), Parker (2014), Okafor (2015), Justise Winslow (2015), Brandon Ingram (2016), Jayson Tatum (2017), Bagley III (2018) and Wendell Carter, Jr. (2018), Williamson, Barrett and Cam Reddish (2019).

The NBA Draft experienced a first in 1999 courtesy of Coach K's Blue Devils as Brand (1st), Langdon (11th), Maggette (13th) and William Avery (14th) made Duke the first program to have four players selected in the first round of a single draft. Twice have two Coach K protégés joined rare company as Jason Williams (2nd) and Mike Dunleavy (3rd) in 2002 and Williamson (1st) and Barrett (3rd) in 2019 became just the second and third set of teammates all-time to be taken among the top three picks of an NBA Draft. With three of the top 10 picks in 2019, Duke became just the second college in Draft history to accomplish the feat.

Through the 2019-20 season, Coach K's former Duke players have accumulated more than \$2 billion in NBA contracts. Lottery selections who played for Krzyzewski at Duke have combined to earn more than \$1.6 billion in contracts, an average of nearly \$60 million per individual.

**FOCUS ON THE CLASSROOM**

The term "student-athlete" is not one that is taken for granted in Coach K's Duke program. Krzyzewski's charges have combined to earn All-ACC Academic Team honors 74 times during his tenure, including at least one in each of the last 26 seasons.

The 2015 NCAA Championship featured a program-high five All-ACC Academic honorees. Quin Snyder, Amile Jefferson and Grayson Allen are the only players in Duke history to earn All-ACC Academic honors four times. Jefferson, a three-time captain, departed the university in 2017 with both a bachelor's and master's degrees.

Krzyzewski has had six players collect a total of nine CoSIDA Academic All-America honors, headlined by two-time first-team honorees Battier (2000, 2001) and Mason Plumlee (2012, 2013). Allen became the sixth in 2016 when he garnered second-team accolades, joining Greg Paulus, Mike Dunleavy and Quin Snyder.

In 2015, Battier became the first of Coach K's players to be inducted into the CoSIDA Academic All-America Hall of Fame.

Krzyzewski has been an executive-in-residence at Duke University's Fuqua School of Business since 2001 and helped found the Coach K Center on Leadership & Ethics (COLE).

**RECOGNITION**

Fittingly, Coach K has earned nearly every award imaginable. The crown jewel of that haul, however, came in 2001 when he was inducted into the Naismith Basketball Hall of Fame.

Since his enshrinement in Springfield, Mass., Krzyzewski has also been inducted into the Army Sports Hall of Fame (2009), the Chicagoland Sports Hall of Fame (2010) and the Duke Athletics Hall of Fame (2011).

Coach K has been named National Coach of the Year by major organizations a dozen times in eight different seasons, most recently in 2001. In 2004, he was named the Claire Bee Coach of

**MIKE KRZYZEWSKI & USA BASKETBALL EXPERIENCE**

Mike Krzyzewski has been a driving force in the USA's international basketball development program. Here's a list of his international coaching and administrative experience:

<i>Year</i>	<i>Team</i>	<i>Record</i>	<i>Medal</i>
1979	USA Pan American Games Team Assistant Coach	9-0	Gold Medal
1983	USA Olympic Festival South Team Head Coach	3-1	Gold Medal
1984	USA Olympic Team Trials Assistant Coach		Not Applicable
1984	USA Olympic Team Special Assistant	8-0	Gold Medal
1987	USA World University Games Team Head Coach	7-1	Silver Medal
1990	USA Goodwill Games Team Head Coach	3-2	Silver Medal
1990	USA World Championship Team Head Coach	6-2	Bronze Medal
1992	USA Olympic Qualifying Team Assistant Coach	6-0	Gold Medal
1992	USA Olympic Team Assistant Coach - Barcelona Olympics	8-0	Gold Medal
2006	USA Senior National Team Head Coach - USA National Team Tour	5-0	
2006	USA Senior National Team Head Coach - FIBA World Championship	8-1	Bronze Medal
2007	USA Senior National Team Head Coach - FIBA Americas Championship	10-0	Gold Medal
2008	USA Senior National Team Head Coach - USA National Team Tour	5-0	
2008	USA Senior National Team Head Coach - Beijing Olympics	8-0	Gold Medal
2010	USA Senior National Team Head Coach - USA National Team Tour	4-0	
2010	USA Senior National Team Head Coach - FIBA World Championship	9-0	Gold Medal
2012	USA Senior National Team Head Coach - USA National Team Tour	5-0	
2012	USA Senior National Team Head Coach - London Olympics	8-0	Gold Medal
2014	USA Senior National Team Head Coach - USA National Team Tour	4-0	
2014	USA Senior National Team Head Coach - FIBA World Cup	9-0	Gold Medal
2016	USA Senior National Team Head Coach - Rio Olympics	8-0	Gold Medal
<b>Totals</b>	<b>15 International Medal Competitions</b>	<b>133-7 (.950)</b>	<b>11 Gold / 2 Silver / 2 Bronze</b>



the Year, an award that honors the active Division I men's basketball coach who has made the most significant positive contribution to the sport during the preceding year.

He has been voted ACC Coach of the Year five times, most recently in 2000. His five ACC COY awards are the second-most in league history.

Coach K has also been the recipient of the Wayman Tisdale Humanitarian Award (2012) and the Lapchick Character Award (2015).

Numerous publications have singled out Coach K for his extraordinary leadership and accomplishments, beginning in 1992 when The Sporting News made him the first college coach to earn its Sportsman of the Year honor. In a 2001 joint venture, TIME and CNN dubbed Krzyzewski "America's Best Coach;" the outlets' criteria for the honor did not limit candidates to any sport or level of competition.

Coach K was named Sportsman of the Year by Sports Illustrated in 2011. He shared the cover with Pat Summitt, the late, legendary Tennessee women's basketball coach. In 2008, Nike honored Duke's longtime coach with the Michael Krzyzewski Fitness Center - a state-of-the-art, 47,000-square foot facility on Nike's campus in Portland.

In 2020, Make-A-Wish America presented the Chris Greicius Award to Coach K and Duke, recognizing the exceptional wish-granting support exemplified by his program in helping create life-changing wish experiences for children fighting critical illness. The Blue Devils, who have been grating Make-A-Wish wishes for over a decade, became the first collegiate program nationally to earn the honor.

Long known for his patriotism, Krzyzewski has received several awards in recognition of his service to the United States.

In 2005, he became the youngest recipient of the Distinguished Graduate Award at the United States Military Academy. He was also the recipient of the Marshall Medal in 2014, the highest award presented by the Association of the United States Army. The Marshall Medal is awarded annually to an individual who has exhibited selfless service to the United States of America.

Coach K has been named USA Basketball Coach of the Year seven times (2006, 2007, 2008, 2010, 2012, 2014, 2016). He also received the United States Sports Academy's Amos Alonzo Stagg Coaching Award in 1992, 2009 and 2012.

## REPRESENTING THE USA

While establishing Duke as one of college basketball's dynastic programs, Krzyzewski simultaneously spent more than decade as one of the architects of the revitalization of USA Basketball. Following his appointment as head coach of the United States National Team on Oct. 26, 2005, Coach K presided over one of the golden eras of USA Basketball.

During his tenure at the helm of the program, the U.S. National Team amassed an extraordinary 88-1 record and claimed gold medals at the 2007 FIBA Americas Championship, 2008 Beijing Olympics, 2010 FIBA World Championship, 2012 London Olympics, 2014 FIBA World Cup and 2016 Rio Olympics, as well as a bronze medal at the 2006 FIBA World Championship. Coach K was 24-0 in the Olympics as head coach of the USMNT and his time at the helm ended with the team in the midst of a National Team-record 76-game winning streak that began in 2006.

When combined with his five NCAA championships, Krzyzewski's three Olympic gold medals and two World Cup golds give him a total of 10 major championships during his head coaching career. That total is tied for second-most all-time, just one behind the 11 (all NBA) championships won by Phil Jackson.

Coach K finished his tenure as U.S. National Team head coach with a flourish in Rio de Janeiro in 2016, defeating Serbia for the Olympic gold medal. With the win, he became the first coach - man or woman - to lead a country to three Olympic basketball gold medals - and did so consecutively.

The history made in Rio almost never was, as Coach K announced that he would not return as USMNT coach following the USA's record-setting performance to win the gold medal at the London Olympics in 2012. Jerry Colangelo's persistence paid off in May 2013 when Coach K announced that he would return for a third term.

Krzyzewski's first Olympics as head coach - the 2008 Beijing Games - was nearly as important for its perception-altering effect on the U.S. National Team as it was for the gold medal the squad brought home. The squad won over fans with its unselfishness on the court, patriotic support of Team USA as a whole and first-class demeanor throughout the tournament - all signature Coach K values.

The historic accomplishments of the Krzyzewski Era of USA Basketball also applied to the FIBA World Championship (later renamed the FIBA World Cup).

Coach K led the U.S. to the top of the podium at the 2010 World Championship to claim the Americans' first gold at the event since 1994. There was no drop-off when the 2014 event rolled around as Krzyzewski presided over a second consecutive world title for the U.S. With the repeat victory, the U.S. became only the third country to win back-to-back FIBA world titles since the

event was initiated in 1950.

While Coach K's tenure at the helm of the U.S. National Team is one of the bright spots in USA Basketball history, his affiliation with the sport's governing body in the U.S. stretches back nearly four decades.

After getting his start in 1983 at the National Sports Festival - winning a gold medal - and the Pan Am Games, Krzyzewski was a special assistant to mentor Bob Knight on the 1984 Olympic Team that captured gold in Los Angeles.

Coach K was also an assistant on the "Dream Team," potentially the greatest team ever assembled and the gold medal-winning squad at the 1992 Barcelona Olympics. In all, Krzyzewski was a member of five gold medal-winning Olympic coaching staffs during his international career and helped the United States to a 40-0 record in those tournaments.

Duke players have also had a prominent impact in the Olympics as nine of Krzyzewski's former players have competed in the Games for five different countries. Irving made his first Olympic Team in 2016 after winning MVP honors at the 2014 FIBA World Cup.

Six of Coach K's former players - Brand, Duhon, Irving, Laettner, Parker and Shelden Williams - have been named USA Basketball Male Athlete of the Year.

## GIVING BACK

Krzyzewski has been diligently committed to public service, both locally and nationally, throughout his coaching career. He is currently serving on boards for, while also assuming vital roles with, the Duke Children's Hospital, the Jimmy V Foundation for Cancer Research, the NABC Foundation, the CEO Roundtable on Cancer and the Emily Krzyzewski Center.

On Jan. 18, 2014, former President and co-founder of C-Change George H.W. Bush traveled to Durham to recognize Krzyzewski for his personal commitment and leadership in working to eliminate cancer as a public health threat. Coach K followed President Bush as honorary co-chair of C-Change from 2006-15, when the organization reconstituted.

Coach K is on the board of the Jimmy V Foundation for Cancer Research and has been active in the foundation since its inception in 1993. He and his wife, Mickie, have hosted the V Foundation Napa Valley Wine Celebration a record 14 times, an event that has raised tens of millions of dollars for cancer research.

An honorary chairman of the Duke Children's Hospital, Coach K participates in the Children's Hospital Radiothon and has been active in past events such as the Duke Children's Miracle Network Telethon and the Duke Children's Classic.

Coach K's philanthropic activities also include the establishment and funding of the Emily Krzyzewski Center, a community center in Durham named in honor of his late mother. The Center's mission is to inspire economically disadvantaged students to dream big, act with character and purpose, strive for academic excellence and reach their highest potential as future citizen leaders. In May 2018, Coach K and his wife Mickie announced their single-largest philanthropic gift, a \$3 million donation to the Emily K Center to kick start a \$15 million fundraising campaign for the Durham-based Center.

In 2002, several former Duke stars, including Grant Hill, Laettner, Battier, Dunleavy and Ferry, returned to campus for the Duke All-Star Charity Hoopla, which helped raise significant funds for the Duke/Durham Neighborhood Partnership and the Emily K Center. Today, the K Academy - Duke's fantasy basketball camp - annually raises more than \$250,000 in support of the Center.



## 2020-21 DUKE MEN'S BASKETBALL

## MEDIA GUIDE

Coach K was recognized as the first winner of the NABC Literacy Champion Award in 2000, earning a \$10,000 donation from GTE (now Verizon) to support Duke Athletics' literacy program, Read with the Blue Devils.

The Duke University culture, its students and its staff are also an important part of Krzyzewski's life. The university recognized his vital role on campus in 1997 when it awarded him the Medal of Honor - Duke's highest honor - at the University Founders' Day Convocation.

In September 2001, he and Mickie created the Krzyzewski Family Scholarship Endowment for Duke students from the Carolinas. The \$100,000 scholarship, the result of the Krzyzewskis' gift and additional funds from The Duke Endowment of Charlotte, provides assistance to undergraduates from North and South Carolina.

During the fall of 2002, Coach K received an Honorary Alumnus Award from the Duke Medical Center for his contributions to the Duke Children's Health Center.

Coach K added another thread to his Duke legacy in 2016 when he was selected to give the commencement address to the university's graduating class.

Krzyzewski has co-authored a total of five books and has added the title of "best-selling author" to his already lengthy list of accomplishments.

His first venture as an author came with Duke Sports Hall of Famer Bill Brill and was entitled, "A Season is a Lifetime." The book chronicled the Blue Devils' 1992 national championship season.

Coach K has authored two books with Texas writer Don Phillips. The first, "Leading with the Heart," emphasized Krzyzewski's successful strategies for basketball, business and life. It was released in 2000 and reached the New York Times best-seller list.

He and Phillips teamed up again for "Five-Point Play," released in the fall of 2001. The book relived Duke's journey to the 2001 national title.

Coach K and his daughter, Jamie K. Spatola, have also authored two books together. The first, "Beyond Basketball: Coach K's Keywords for Success," was released in October 2006. Following the 2008 Olympics, the father and daughter collaborated on "The Gold Standard: Building a World-Class Team," which featured Coach K's guide to team building, illustrated with experiences from his three years coaching the team that would ultimately win Olympic gold.

Since 2005, Krzyzewski has hosted an hour-long radio show, "Basketball and Beyond with Coach K," on SiriusXM. The show, which runs weekly throughout the college basketball season, features Coach K interviewing successful people from various walks of life, including sports, pop culture, politics and more.

### THE COACHING TREE

Sustained success under Coach K has resulted in coaching opportunities for several of his former players, as well as his former assistant coaches from both Duke and Army. Currently, more than 40 of Coach K's former players, assistants, staff and managers are either coaching or working in front office roles across professional and college basketball.

Ten of Coach K's former players or staff are currently Division I head coaches: Tommy Amaker (Harvard), Kenny Blakeney (Howard), Mike Brey (Notre Dame), Jeff Capel (Pittsburgh), Chris Collins (Northwestern), Johnny Dawkins (Central Florida), Bobby Hurley (Arizona State), Greg Paulus (Niagara), Mike Schrage (Elon) and Steve Wojciechowski (Marquette).

Quin Snyder is currently the head coach of the NBA's Utah Jazz, headlining a long list of former players, staff and managers that are connected to the NBA. That list also includes Grant Hill as part-owner of the Atlanta Hawks, Elton Brand as general manager of the Philadelphia 76ers, Trajan Langdon as general manager of the New Orleans Pelicans and Shane Battier as vice president of analytics and development for the Miami Heat.

Krzyzewski has shown a firm commitment to taking care of his own, having at least three former Duke captains on his staff every season since 1996-97. The Blue Devils have won three NCAA titles, 12 ACC Tournament championships and eight ACC regular season crowns during that time.

The 2020-21 staff of Nate James (associate head coach), Scheyer (associate head coach), Chris Carrawell (assistant coach) and Nolan Smith (director of basketball operations and player development) all held the captain role during their playing careers at Duke.

### PRIOR TO DUKE

Coach K's disciplined, mentally tough teams can be seen as an extension of his own upbringing. Krzyzewski went to West Point and enrolled in the U.S. Military Academy to receive a quality education, play basketball and become an officer in the Army.

From 1969-74, Krzyzewski served his country, directing service teams for three years and serving a two-year stint as head coach at the U.S. Military Academy Prep School in Belvoir, Va. In 1974, he resigned from the Army having attained the rank of Captain.

When Coach K was just 26, Knight, his former coach at Army, offered him a graduate assistantship at Indiana University. That 1975 squad posted an 18-0 mark in the Big Ten and a 31-1 overall record.

Prior to his arrival at Duke in 1980, Krzyzewski spent five years building the program at his alma mater in West Point. He led the Cadets to one NIT berth, one ECAC playoff appearance and an overall record of 73-59.



## KRZYZEWSKI'S COACHING/FRONT OFFICE TREE

As of November 2020

### NBA HEAD COACH

Quin Snyder '89 Utah

### NBA FRONT OFFICE

David Henderson '86	SCOUT	Cleveland
Danny Ferry '89	ADVISOR	New Orleans
Grant Hill '94	OWNER	Atlanta
Cherokee Parks '95	INTERIM	NBA
Elton Brand '99	GENERAL MANAGER	Philadelphia
Trajan Langdon '99	GENERAL MANAGER	New Orleans
Shane Battier '01	VICE PRESIDENT/ANALYTICS	Miami
Mike Dunleavy, Jr. '02	ASSISTANT GM	Golden State
\$ Nick Arison '03	CEO	Miami
\$ Charlie Rohlif '05	SENIOR DIR/TECHNOLOGY	NBA
\$ Amanda Green '06	DIRECTOR/INFO MGMT	Oklahoma City
% Ken Catanella '06	ASSISTANT GM	Sacramento
%\$ Kevin Cullen '07	SENIOR DIR/OPS & TECH	Washington
\$ Brett Greenberg '08	ASSISTANT GM	Washington
Martynas Pocius '09	OPERATIONS ASSISTANT	Denver
\$ Ian McKiernan '15	STRATEGY & ANALYTICS	Washington

\$ Derek Rhodes '15	DIR/BUSINESS STRATEGY	Miami
\$ Ryan Kelly '16	QUALITY ASSISTANT ASSOC	San Antonio
\$ Brady Graber '17	DIR/MINOR LEAGUE OPS	Memphis
\$ Shane Turner '18	OPERATIONS ASSISTANT	Memphis
\$ Michael Scheinert '20	OPERATIONS INTERN	Detroit

### NBA ASSISTANT COACHES

Chip Engelland '83	San Antonio
Antonio Lang '94	Cleveland
Shelden Williams '06	G-LEAGUE Atlanta
Dave McClure '09	Memphis

### COLLEGE HEAD COACHES

Johnny Dawkins '86	UCF
Tommy Amaker '87	Harvard
Bobby Hurley '93	Arizona State
Kenny Blakeney '95	Howard
Chris Collins '96	Northwestern
Jeff Capel '97	Pittsburgh
Steve Wojciechowski '98	Marquette

Greg Paulus '09	Niagara
# Mike Brey	Notre Dame
* Mike Schrage	Elon

### COLLEGE ASSISTANT COACHES/STAFF

Chris Carrawell '00	Duke
Nate James '01	Duke
Jon Scheyer '10	Duke
Nolan Smith '11	Duke
Tyler Thornton '14	Howard
%\$ Mike Sotsky '15	Harvard
William Avery '99	Duke

### OTHER LEAGUES

Todd Anderson '85	ASST COACH - PRO LEAGUE	Qatar
-------------------	-------------------------	-------

# - former assistant coach  
 \* - former director of basketball operations  
 % - former staff assistant  
 \$ - former student manager  
 Duke graduation year (or last year on roster) listed





## COACH K QUICK FACTS

BORN	Michael William Krzyzewski	COACHING CAREER	Head Coach Service Teams, 1969-72	NCAA TITLES (5)	1991, 1992, 2001, 2010, 2015
	February 13, 1947 Chicago, Ill.		Head Coach, U.S.M.A. Prep School (Fort Belvoir, Va.), 1972-74		
HIGH SCHOOL	Weber High School Chicago, Ill.	COACHING HONORS	Graduate Assistant Coach, Indiana University, 1974-75	ACC REGULAR SEASON TITLES (12)	1986, 1991, 1992, 1994, 1997, 1998, 1999, 2000, 2001, 2004, 2006, 2010
			Head Coach, United States Military Academy, 1975-80		
COLLEGE CAREER	Three-year letterman Army, 1967-69		Head Coach, Duke University, 1980-present	ACC TOURNAMENT TITLES (15)	1986, 1988, 1992, 1999, 2000, 2001, 2002, 2003, 2005, 2006, 2009, 2010, 2011, 2017, 2019
			United States National Team Head Coach, 2006-16		
COLLEGE DEGREE	B.S., U.S.M.A. June, 1969		Head Coach, United States National Team - 2006-16 (88-1 record)	FAMILY	
			USA Basketball National Coach of the Year - 2006, 2007, 2008,2010, 2012, 2014, 2016		Wife
COLLEGE HONORS	Team Captain, 1968-69 Second-Team All-NIT, 1969 North-South Game, 1969		U.S. Head Coach, Olympics - 2008, 2012, 2016	Daughters	Debbie Savarino Lindy Frasher Jamie Spatola
			U.S. Assistant Coach, Olympics - 1992		Grandchildren
MILITARY SERVICE	Army Officer, 1969-74 Resigned as Captain, 1974		U.S. Head Coach, FIBA World Championship/World Cup - 2010, 2014		
			U.S. Head Coach, World Championships and Goodwill Games - 1990		
			National Coach of the Year - 1986, 1989, 1991, 1992, 1997, 1999, 2000, 2001		
			NABC District Coach of the Year - 1977, 1984, 1992, 1994, 2011		
			ACC Coach of the Year - 1984, 1986, 1997, 1999, 2000		
			Claire Bee Coach of the Year - 2004		
			President, NABC - 1998-99		
			Naismith Memorial Basketball Hall of Fame inductee - 2001		
			Named "America's Best Coach" by Time/CNN - 2001		
			Army Sports Hall of Fame inductee - 2009		
			Chicagoland Sports Hall of Fame inductee - 2010		
			Duke Athletics Hall of Fame inductee - 2011		
			<i>Sports Illustrated</i> Sportsman of the Year - 2011		
			Wayman Tisdale Humanitarian Award - 2012		
			Lapchick Character Award - 2015		

## MIKE KRZYZEWSKI VS. ALL COMPETITION

Army				Duke			Overall	Army				Duke			Overall	Army				Duke			Overall	
Team	H	A	N	H	A	N		Team	H	A	N	H	A	N		Team	H	A	N	H	A	N		
Adelphi	1-0	-	-	-	-	-	1-0	Harvard	-	-	-	5-0	4-0	-	9-0	Portland	-	-	-	2-0	-	1-0	3-0	
Air Force	1-0	-	-	-	-	1-0	2-0	Hawaii	-	-	-	-	-	1-0	1-0	Portland State	-	-	-	1-0	-	1-0	2-0	
Alabama	-	-	-	-	1-0	-	3-0	Holy Cross	0-2	0-2	-	1-0	-	1-0	2-4	Presbyterian	-	-	-	3-0	-	-	3-0	
UAB	-	-	-	-	1-0	-	3-0	Illinois	-	-	0-1	0-1	-	5-1	5-3	Princeton	-	-	1-0	5-0	0-1	1-0	7-1	
Alabama State	-	-	-	-	-	1-0	1-0	Illinois-Chicago	-	-	-	1-0	-	-	1-0	Providence	-	-	-	-	-	1-0	1-0	
Albany	-	-	-	-	1-0	-	2-0	Indiana	-	-	-	3-0	2-0	2-3	7-3	Purdue	-	-	-	-	1-1	2-1	3-2	
App. State	-	-	-	-	7-1	-	7-1	Iona	1-1	1-2	-	-	-	1-0	3-3	Radford	-	-	-	1-0	-	1-0	2-0	
Arizona	-	-	-	-	1-0	0-2	3-5	Iowa	-	-	-	1-0	1-0	4-1	6-1	Rhode Island	-	-	-	1-0	-	3-0	4-0	
Arizona State	-	-	-	-	-	1-0	1-0	Iowa State	-	-	-	-	-	1-0	1-0	Richmond	-	-	-	-	-	1-0	1-0	
Arkansas	-	-	-	-	-	-	1-2	Kansas	-	-	-	1-0	1-0	6-5	8-5	Robert Morris	-	-	-	-	-	1-0	1-0	
Ark-Pine Bluff	-	-	-	-	-	1-0	1-0	Kansas State	-	-	1-0	-	-	1-0	2-0	Rochester	3-0	2-0	-	-	-	-	5-0	
Army	-	-	-	-	6-0	1-0	7-0	Kent State	-	-	-	1-0	-	-	1-0	RPI	3-0	-	-	-	-	-	3-0	
Auburn	-	-	-	-	1-0	-	2-0	Kentucky	-	-	-	-	-	6-2	6-2	Rutgers	-	-	0-1	1-0	1-0	1-0	3-1	
Ball State	-	-	-	-	-	1-0	1-0	Kings College	0-1	-	-	-	-	-	0-1	St. Francis [N.Y.]	0-1	-	-	-	-	-	1-1	
Baylor	-	-	-	-	-	1-0	1-0	Lafayette	1-1	0-3	-	-	-	-	1-4	St. Francis [Pa.]	-	-	-	1-0	-	-	1-0	
Belmont	-	-	-	-	1-0	-	2-0	La Salle	-	-	-	1-0	1-0	-	2-0	St. John's	0-2	0-3	0-1	7-1	6-3	4-0	17-10	
Binghamton	-	-	-	-	-	1-0	1-0	Lamar	-	-	-	-	-	2-0	2-0	St. Joseph's	-	-	-	3-0	1-0	-	4-0	
Boston College	-	-	-	-	11-0	9-2	22-3	Lehigh	3-0	1-0	-	2-0	-	0-1	6-1	Saint Louis	-	-	-	3-0	1-0	-	4-0	
Boston Univ.	-	-	-	-	3-0	1-0	6-0	Liberty	-	-	-	-	-	1-0	1-0	St. Peter's	1-2	2-0	-	-	-	-	3-2	
Bradley	-	-	-	-	1-0	-	1-0	Long Beach St.	-	-	-	2-0	-	-	2-0	Samford	-	1-0	-	-	-	-	1-0	
BYU	-	-	-	-	-	1-0	1-0	Long Island	-	0-1	-	-	-	-	0-1	San Diego State	-	-	-	1-0	-	2-0	3-0	
BYU-Hawaii	-	-	-	-	-	1-0	1-0	La-Monroe	-	-	-	-	-	1-0	1-0	San Francisco	-	-	-	1-0	-	-	1-0	
Brown	-	-	-	-	4-0	-	4-0	LSU	-	-	0-1	1-0	1-0	1-1	3-2	San Jose State	-	-	-	1-0	-	-	1-0	
Bryant	1-0	-	-	-	1-0	-	2-0	Louisville	-	-	-	2-2	2-3	2-2	6-7	Santa Clara	-	-	0-1	1-0	-	-	1-1	
Bucknell	-	-	-	-	2-0	-	2-0	Loyola [Md.]	-	-	-	2-0	-	-	2-0	Scranton	0-1	1-0	-	-	-	-	1-1	
Buffalo	1-0	1-1	-	-	1-0	-	3-1	Lycoming	2-0	-	-	-	-	-	2-0	Seton Hall	1-1	1-2	1-1	1-0	-	3-1	7-5	
Butler	-	-	-	-	1-0	-	3-0	Maine	-	-	-	1-0	-	-	1-0	Siena	-	-	-	1-0	-	-	1-0	
California	-	-	-	-	-	0-1	2-2	Manhattan	1-3	1-0	1-0	-	-	-	3-3	South Alabama	-	-	0-1	-	-	-	0-1	
UCLA	-	-	-	-	3-0	1-1	8-1	Manhattanville	1-0	-	-	-	-	-	1-0	South Carolina	-	-	-	-	-	1-1	1-1	
Campbell	-	-	-	-	1-0	-	2-0	Marist	-	-	-	1-0	-	-	1-0	S. Carolina State	-	-	-	6-0	-	1-0	7-0	
Canisius	-	-	-	-	2-0	1-0	3-0	Marquette	-	-	-	1-0	-	3-1	4-1	South Dakota	-	-	-	1-0	-	-	1-0	
Cen. Arkansas	-	-	-	-	1-0	-	1-0	Maryland	-	0-1	-	25-8	22-10	8-5	55-24	USF	-	-	-	1-0	1-0	-	2-0	
UCF	-	-	-	-	-	1-0	1-0	Massachusetts	-	-	-	1-0	-	-	1-0	Southern	-	-	-	1-0	-	1-0	2-0	
Cen. Michigan	-	-	-	-	-	1-0	1-0	Memphis	-	0-1	-	-	-	1-0	1-1	Southern Cal.	-	-	-	-	1-0	2-0	3-0	
Chaminade	-	-	-	-	-	1-0	1-0	Mercer	-	-	-	1-0	-	0-1	1-1	Southern Ill.	-	-	-	-	-	2-0	2-0	
Charlotte	-	-	-	-	3-0	-	3-0	Merch.-Marine	3-0	2-0	-	-	-	-	5-0	SMU	-	-	-	-	-	1-1	1-1	
Cincinnati	-	-	-	-	-	1-1	1-1	Merrimack	2-0	-	-	-	-	-	2-0	Stanford	-	-	-	-	-	1-2	1-2	
Clemson	-	-	-	-	31-2	21-11	5-1	57-14	Miami [Fla.]	-	-	-	11-2	9-4	2-0	22-6	Steph. F. Austin	-	-	-	0-1	-	-	0-1
Coas. Carolina	-	-	-	-	1-0	-	1-0	1-0	Miami [Ohio]	-	-	-	1-0	-	-	1-0	Stetson	-	-	-	6-0	4-1	-	10-1
Colgate	3-0	1-1	-	-	1-0	-	5-1	Michigan	-	-	-	8-1	4-4	4-0	16-5	Syracuse	-	-	-	3-2	3-2	3-1	9-5	
Colorado	-	-	-	-	1-0	0-1	1-1	Michigan State	-	-	-	3-0	2-0	8-2	13-2	Temple	-	-	-	5-0	3-2	5-0	13-2	
Colorado State	-	-	-	-	2-0	-	3-0	Mid. Tenn. State	-	0-1	-	-	-	-	0-1	Tennessee	-	0-1	-	-	-	1-1	1-2	
Columbia	-	-	-	-	2-0	-	2-0	Minnesota	-	-	-	-	-	2-0	2-0	Tennessee St.	-	-	-	1-0	-	-	1-0	
Connecticut	-	-	-	-	-	4-4	4-4	Miss. State	-	-	-	-	-	1-0	1-0	UT-Martin	-	-	-	1-0	-	-	1-0	
Cornell	-	-	-	-	4-0	-	4-0	Miss. Valley St.	-	-	-	-	-	1-0	1-0	Texas	-	-	0-1	-	-	5-0	5-1	
Creighton	-	-	-	-	-	1-0	1-0	Missouri	-	-	-	-	-	2-0	2-0	Texas A&M	-	-	-	-	-	1-0	1-0	
Davidson	-	-	1-0	16-1	6-0	3-0	26-1	Missouri State	-	-	-	-	-	1-0	1-0	Texas Southern	-	-	-	-	-	1-0	1-0	
Dayton	-	-	-	-	1-0	-	1-0	Monmouth	-	-	-	1-0	-	1-0	2-0	Texas Tech	-	-	-	-	-	1-0	1-0	
Delaware	-	-	-	-	2-0	-	2-0	Montana	-	-	-	1-0	-	-	1-0	The Citadel	-	-	-	3-0	1-0	-	4-0	
Delaware State	-	-	-	-	-	1-0	1-0	Murray State	-	-	-	-	-	1-0	1-0	Toledo	-	-	-	2-0	-	-	2-0	
DePaul	-	0-1	-	-	1-0	1-0	2-0	Navy	3-0	1-1	-	-	-	2-0	6-1	Troy	-	-	-	-	-	1-0	1-0	
Detroit	-	-	-	-	2-0	-	2-0	UNLV	-	-	-	-	-	2-1	2-1	Tulsa	-	-	-	1-0	-	2-0	3-0	
Drake	-	-	-	-	-	1-0	1-0	New Hampshire	-	1-0	-	1-0	-	-	2-0	Upsala	1-0	1-0	-	-	-	-	2-0	
Drexel	-	-	-	-	-	1-0	1-0	New Mexico St.	-	-	-	1-0	-	-	1-0	Utah	-	-	-	-	-	1-1	1-1	
Duquesne	-	-	-	-	1-0	-	1-0	New Orleans	-	-	-	-	-	1-0	1-0	Utah State	-	-	-	1-0	-	-	1-0	
East Carolina	-	-	-	-	12-0	-	12-0	Niagara	1-1	2-0	-	-	-	-	3-1	Utah Valley	-	-	-	1-0	-	-	1-0	
Eastern Ky.	-	-	0-1	1-0	-	-	1-1	North Carolina	-	-	-	22-17	17-22	10-5	49-44	Valparaiso	-	-	-	2-0	-	1-0	3-0	
Eastern Mich.	-	-	-	-	2-0	-	2-1	N. Carolina A&T	-	-	-	6-0	-	2-0	8-0	Vanderbilt	-	-	-	3-1	2-1	-	5-2	
Elon	-	-	-	-	5-0	-	2-0	UNC-Asheville	-	-	-	2-0	-	-	2-0	Vermont	-	-	-	1-0	-	-	1-0	
Evansville	-	-	-	-	1-0	-	1-0	NC Central	-	-	-	1-0	-	-	1-0	Villanova	-	-	-	2-0	1-0	0-1	3-1	
Fairfield	0-1	0-2	-	-	4-0	-	4-3	UNC-Greensboro	-	-	-	7-0	2-0	1-0	10-0	Virginia	-	0-1	-	28-5	20-12	9-3	57-21	
Florida	-	-	-	-	1-0	-	5-1	NC State	-	-	-	28-6	18-15	10-4	56-25	VCU	-	-	-	-	-	2-1	2-1	
Florida A&M	-	-	-	-	-	1-0	1-0	UNC-Wilmington	-	-	-	1-0	-	1-0	2-0	Virginia Tech	-	0-1	-	10-1	7-5	3-0	20-7	
Florida Atlantic	-	-	-	-	1-0	-	1-0	North Dakota St.	-	-	-	-	-	1-0	1-0	Wagner	1-0	0-1	-	0-1	-	-	1-2	
Fla. Gulf Coast	-	-	-	-	1-0	-	1-0	Northeastern	1-1	1-1	-	3-0	1-0	-	6-2	Wake Forest	-	-	-	29-8	21-16	5-1	55-25	
Florida State	-	-	1-0	20-2	16-6	2-1	39-9	Northwestern	-	-	-	3-0	3-0	-	6-0	Washington	-	0-1	-	2-0	1-0	1-1	4-2	
Fordham	2-1																							



## MEDIA GUIDE

**March 18, 1980** – Mike Krzyzewski is introduced as Duke's head basketball coach.

**Nov. 29, 1980** – Krzyzewski wins his first game as Duke's coach, 67-49 over Stetson.

**Jan. 21, 1981** – A 56-47 win at N.C. State gives Krzyzewski his first victory against ACC competition. Gene Banks plays 40 minutes for Duke, scoring a game-high 23 points on 9-of-14 shooting.

**Feb. 15, 1984** – Duke wins its first game as a ranked team under Coach K, 80-69 over Stetson, and gets its first 20-win season since 1980. David Henderson scores 18 points, making all six field-goal attempts and all six foul shots.

**March 10, 1984** – A 77-75 victory over North Carolina, aided by four David Henderson free throws, gives Krzyzewski his first win over a top-ranked team and his first trip to the ACC Tournament title game.

**Feb. 27, 1985** – Duke beats Clemson, 90-73, in Durham, to give Krzyzewski his first winning season in the ACC (8-6). Johnny Dawkins scores 19 points.

**March 15, 1985** – A 75-62 victory over Pepperdine gives Krzyzewski his first victory in the NCAA Tournament. David Henderson scores 22 points and Johnny Dawkins nets 21.

**Feb. 26, 1986** – Playing as the No. 1 team for the first time under Krzyzewski, Duke beats Clemson, 77-69, to set a school record for most victories in a season (28). Johnny Dawkins scores 27 points on 11-of-16 shooting.

**March 2, 1986** – An 82-74 victory over North Carolina gives Duke its first ACC regular season title since 1966 and its first perfect home record (15-0) since 1978.

**March 7, 1986** – Duke beats Wake Forest, 68-60, in the first round of the ACC Tournament to give Krzyzewski his first 30-win season.

**March 9, 1986** – A 68-67 win over Georgia Tech gives Krzyzewski his first ACC Tournament championship.

**March 23, 1986** – Duke beats Navy, 71-50, to send Krzyzewski to his first Final Four. Johnny Dawkins scores 28 points, and Duke overcomes a 23-point, 10-rebound effort by David Robinson.

**March 29, 1986** – A 71-67 win over Kansas puts Krzyzewski in his first national championship game and makes Duke the first team in NCAA history to win 37 games in a season. The Blue Devils limit Kansas All-American Danny Manning to four points on 2-of-9 shooting.

**March 31, 1986** – Louisville beats Duke, 72-69, to deny the Blue Devils the national championship. Duke finishes 37-3, setting school records for wins and winning percentage (.925).

**March 13, 1988** – A 65-61 win over North Carolina gives Krzyzewski his second ACC Tournament title.

**March 26, 1988** – Duke upsets No. 1 Temple, 63-53, to send Krzyzewski to his second Final Four. Kevin Strickland and Danny Ferry combine for 41 points. The Blue Devils limit the Owls to 28.6 percent shooting.

**April 2, 1988** – Kansas hands Duke a 66-59 defeat in the national semifinals before a partisan Jayhawk crowd in Kansas City. The Blue Devils finish the year with a 28-7 record.

**Nov. 19, 1988** – Duke opens a season as the nation's top-ranked team for the first time under Krzyzewski, beating Kentucky, 80-55.

**March 26, 1989** – An 85-77 victory over Georgetown sends Duke to the Final Four for the second straight season.

## 2020-21 DUKE MEN'S BASKETBALL

**April 1, 1989** – Seton Hall beats Duke in the national semis, 95-78, overcoming an 18-point first half deficit and 34 points by National Player of the Year Danny Ferry. Duke sets a school record for highest field-goal percentage for a season (.537).

**Feb. 12, 1990** – A 102-67 rout of Stetson makes Krzyzewski the first Duke coach with seven consecutive 20-win seasons.

**March 16, 1990** – Duke beats Richmond in the first round of the NCAA Tournament, 81-46, making Krzyzewski the Blue Devils' winningest coach with 227 victories. Coach K also gets his 300th career victory.

**March 24, 1990** – Duke becomes the seventh school to earn three straight Final Four trips, beating Connecticut, 79-78, on a 15-foot shot at the buzzer by Christian Laettner.

**March 31, 1990** – A 97-83 victory over Arkansas sends Krzyzewski into his second NCAA title game.

**Feb. 27, 1991** – Duke beats Clemson, 79-62, to finish 16-0 at home and set a record for most home victories in a season.

**March 3, 1991** – An 83-77 upset of North Carolina in Chapel Hill gives Krzyzewski his second regular season ACC championship. Bobby Hurley makes 4-of-6 three-point shots to finish with 18 points and tie Christian Laettner for high scoring honors.

**March 24, 1991** – Duke's 78-61 victory over St. John's enables Coach K to join John Wooden as the only men to coach in four consecutive Final Fours.

**March 30, 1991** – Duke upsets unbeaten UNLV, considered at the time the greatest team in college basketball history, 79-77, to advance to the NCAA championship for the fifth time and avenge its 1990 loss to the Rebels.

**April 1, 1991** – Krzyzewski's 336th career victory gives him his first national title. Duke beats Kansas, 72-65. Christian Laettner is named the most outstanding player, scoring a game-high 18 points and going 12-for-12 from the foul line.

**Feb. 1, 1992** – Duke sets a school record for most consecutive wins to open a season (17), beating Notre Dame, 100-71.

**March 15, 1992** – A 94-74 victory over North Carolina gives Duke its third ACC Tournament title under Krzyzewski and avenges a 22-point loss to the Tar Heels in the 1991 title game.

**March 28, 1992** – In perhaps the best college basketball game in history, Christian Laettner hits a buzzer-beating jumper on a pass from Grant Hill, and Duke gets a 104-103 overtime win over Kentucky to earn its fifth straight Final Four appearance.

**April 6, 1992** – Duke beats Michigan, 71-51, in front of a record crowd of 50,379 to join UCLA as the only teams to repeat as national champions. The Blue Devils (34-2) become the first team since Indiana in 1976 to stay No. 1 from the preseason ranking through the postseason tournament.

**Summer, 1992** – Krzyzewski is an assistant coach to Chuck Daly on the U.S. Olympic team featuring Michael Jordan, Larry Bird and Magic Johnson. Christian Laettner is the lone collegiate player on the "Dream Team," which wins the gold medal in Barcelona, Spain.

**Dec. 7, 1992** – Duke's 103-72 home victory over Northeastern gives Krzyzewski his 300th win as Duke's coach, three games into his 13th season.

**March 18, 1993** – Duke's 105-70 first round victory over Southern Illinois is the Blue Devils' 13th straight win in the NCAA Tournament – the second-longest streak in history.

**March 20, 1993** – California ends Duke's run of five straight trips to the Final Four with an 82-77 win in the second round of the NCAA Tournament.

**Dec. 22, 1993** – Krzyzewski gets his 400th career coaching victory, 79-76 over Iowa.

**Jan. 10, 1994** – Duke beats Brown, 89-71, in Durham, to earn its 100th victory over a four-year span, then a school record.

**March 2, 1994** – Duke beats Maryland in College Park, 73-69, to give Krzyzewski his fourth regular season ACC championship.

**March 26, 1994** – Duke upsets Purdue, 69-60, to advance to the Final Four for the sixth time in seven years. Coach K moves into third place on the list of most Final Four appearances, trailing John Wooden (12) and Dean Smith (11).

**April 2, 1994** – Playing where it had lost in the second round of the ACC Tournament five games earlier, Duke overcomes a 13-point deficit against Florida to advance to the NCAA title game with a 70-65 victory in Charlotte. Cherokee Parks' 11 points and 11 rebounds lead Duke to its fifth championship game under Coach K (fourth in five years).

**April 4, 1994** – With President Clinton in attendance, Arkansas denies Duke its third championship in four years with a 76-72 victory. Grant Hill has 12 points and 14 rebounds in his last game for the Blue Devils, who go 28-6 for the season.

**Nov. 29, 1995** – Duke beats UNC Greensboro, 71-57, to extend its school record for consecutive non-conference home wins to 95 games.

**Feb. 27, 1997** – Duke beats Maryland, 81-69, in Durham, to give Krzyzewski his fifth regular season conference championship.

**March 14, 1997** – Krzyzewski gets his 400th win at Duke, improving his record to 400-148 with a 71-68 triumph over Murray State in the first round of the NCAA Tournament.

**Sept. 1997** – Duke recognizes Krzyzewski's leadership by awarding him its highest honor – the University Medal of Honor – for his many contributions to the school.

**Nov. 26, 1997** – Duke upsets Arizona in the Maui Invitational, 95-87, to give Krzyzewski his fifth victory against top-ranked teams – the most by any active coach.

**Feb. 28, 1998** – After watching Duke rally from a 17-point second half deficit, Krzyzewski gets his 500th coaching victory and his second straight ACC regular season championship with a 77-75 home win over North Carolina. Coach K becomes the 76th coach to win 500 games as the Devils finish unbeaten at home and become the first team to win 15 conference games in a season.

**June 26, 1998** – Duke christens the Michael W. Krzyzewski Human Performance Lab. Working with the latest in high-tech instrumentation, a multidisciplinary team of orthopaedic surgeons and biomechanical engineers strive to better understand how muscles, bones, tendons and ligaments respond to the pressures of competition.

**Feb. 20, 1999** – Duke ties a school record with its 36th straight home victory, a 92-65 rout of Clemson. The Blue Devils go unbeaten at home for the second straight year and fifth time under Krzyzewski.

**Feb. 27, 1999** – Duke beats North Carolina by 20 points in Chapel Hill, 81-61, to become the first team to finish 16-0 in the ACC. The Blue Devils set a school record with their 24th straight victory and go unbeaten in the ACC for the first time since 1963.

**March 7, 1999** – A 96-73 victory over North Carolina gives Krzyzewski his fourth ACC Tournament title. Duke wins its tournament games by an average margin of 25 points. The win caps a 19-0 ACC campaign for Duke.

**March 19, 1999** – Duke beats Southwest Missouri State in the NCAA Tournament, 78-61, to post its 30th straight victory and school-record 67th win over two years. The Blue Devils win 35 games in a season for the second time under Krzyzewski.

**March 21, 1999** – An 85-64 victory over Temple earns Duke its eighth Final Four trip under Krzyzewski.

**March 27, 1999** – Duke beats Michigan State, 68-62, to advance to the national championship game for the sixth time under Krzyzewski, who improves his record in the NCAA Tournament to 48-13 to pass John Wooden for second place on the all-time list. The Devils improve to 37-1, tying their own NCAA record for most victories in a season.

**March 29, 1999** – Connecticut stuns Duke, 77-74, in the national championship game. Though the Blue Devils fall shy of the title, they achieve school records for highest winning percentage over a two-year period (.920) and for a single season (.949).

**June 30, 1999** – Duke becomes the first school in the history of the NBA Draft to have four players from the same team – Elton Brand, Trajan Langdon, Corey Maggette and William Avery – selected in the first round. Brand, who became the first player to be taken number one under Coach K, Langdon and Maggette were lottery picks.

**Nov. 1999** – The Duke Basketball Legacy Fund is founded. The Legacy Fund currently has 62 partners making gifts of \$1 million or more to the program. The endowed fund will provide full support for one Duke player each year.

**Jan. 22, 2000** – Duke gets a 75-61 win at Wake Forest, setting records with its 28th straight ACC regular season victory and 49th ACC regular season victory in a span of four years. The Blue Devils set a school record with their 15th straight ACC road win.

**Feb. 9, 2000** – Maryland upsets Duke in Durham, 98-87, to end the Blue Devils' 31-game ACC regular-season winning streak, their 46-game home winning streak and their 26-game home winning streak against ACC teams.

**March 4, 2000** – Duke beats North Carolina in Durham, 90-76, to give Krzyzewski his eighth ACC regular season title – marking only the second time the Blue Devils have won four straight regular season conference championships.

**March 11, 2000** – Duke beats Wake Forest in the ACC Tournament semifinals, 82-73, to set a school record with its 119th victory over a four-year span. The Devils advance to the league championship game for the third year in a row and ninth time under Krzyzewski.

**March 12, 2000** – Duke wins its second straight ACC title and fifth under Krzyzewski, beating Maryland, 81-68.

**March 24, 2000** – Florida upsets Duke in the NCAA Tournament, 87-78. Though the Devils finish one victory shy of a 30-win season, they post the highest winning percentage over a four-year period in school history (.859; 122-20).

**Nov. 17, 2000** – A 98-85 victory over Villanova in Durham gives Krzyzewski his 500th win as Duke's coach. He becomes just the third coach to win 500 games at one school in 21 seasons or fewer. Following the win, Duke unveils Coach K Court. The words Coach K Court appear in two squares at both ends of the fabled Cameron court.

**March 4, 2001** – Duke beats North Carolina in Chapel Hill, 95-81, to become the first team to win at least a share of the ACC regular season title five years in a row.

**March 11, 2001** – A 79-53 victory over UNC gives Krzyzewski coaching victory No. 600 and his sixth ACC championship.

**March 24, 2001** – With a 79-69 victory over Southern Cal, Duke gives Krzyzewski his ninth trip to the Final Four and sets a school record for wins over a three-year period (99).

**March 31, 2001** – Duke overcomes a record-setting 22-point first half deficit in a 95-84 victory over Maryland that sends Krzyzewski into his seventh national championship game. He becomes the first Duke coach to amass 100 wins in a span of just three seasons.

**April 2, 2001** – Duke beats Arizona, 82-72, to make Krzyzewski the fourth coach to win three NCAA crowns. The Blue Devils become the second team since the NCAA Tournament expanded to 64 teams to win every tournament game by at least 10 points. Duke sets NCAA records for wins in a four-year period (133) and all-time NCAA Tournament winning percentage (76.8).

**May 30, 2001** – In his first year of eligibility, Krzyzewski is voted into the Naismith Memorial Basketball Hall of Fame. He joins Temple's John Chaney and Texas Tech's Bob Knight as the only active college coaches to be enshrined.

**Sept. 5, 2001** – Krzyzewski and his wife, Mickie, create the Krzyzewski Family Scholarship Endowment for Duke students from the Carolinas. The \$100,000 scholarship provides assistance to undergraduates from North and South Carolina.

**Sept. 9, 2001** – Krzyzewski is named "America's Best Coach" – in any sport at any level – by CNN and *TIME* magazine.

**Oct. 5, 2001** – Krzyzewski is inducted into the Basketball Hall of Fame. His college coach, Bob Knight, is his presenter, and the pair share a tear-filled reunion in the Springfield Civic Center.

**Nov. 14, 2001** – The 54-year-old Krzyzewski signs a lifetime contract with Duke.

**Nov. 19, 2001** – Duke opens the 2001-02 season ranked No. 1 in the country, the fourth time under Krzyzewski that it has started a season as No. 1.

**Jan. 31, 2002** – Duke beats North Carolina by 29 points, 87-58, UNC's worst loss in the Dean Smith Center. The Blue Devils become the first team to win four straight games in Chapel Hill, getting their highest margin of victory over the Tar Heels under Krzyzewski.

**Feb. 24, 2002** – Duke rolls over St. John's on Coach K Court, 97-55, to give Krzyzewski his fifth straight 25-win season and 12th overall.

**March 4, 2002** – Duke routs North Carolina on Coach K Court, 93-68, to finish unbeaten at home (13-0) for the sixth time under Krzyzewski.

**March 10, 2002** – Duke becomes the first school to win the ACC Tournament four years in a row, beating N.C. State 91-61 for its seventh ACC championship under Krzyzewski.

**March 14, 2002** – A No. 1 seed for an NCAA-record fifth straight year, Duke gets its seventh straight double-digit win in the NCAA Tournament, 84-37 over Winthrop. The Blue Devils give Krzyzewski his seventh 30-win season.

**June 26, 2002** – Duke's Jason Williams (second) and Mike Dunleavy (third) become the second pair of teammates to be taken among the top three picks in an NBA Draft. The Blue Devil duo joined UCLA's Lew Alcindor and Lucious Allen, who went number one and three, in 1969. In addition, Carlos Boozer is chosen in the second round of the draft.

**Jan. 8, 2003** – Duke ascends to the No. 1 ranking in the AP poll for the sixth consecutive season. That night, Duke topples Georgetown, 93-86, at Cameron Indoor Stadium.

**March 16, 2003** – Duke earns its league-record fifth consecutive ACC Tournament championship with an 84-77 victory over N.C. State in Greensboro, N.C. Duke's Daniel Ewing was named MVP of the tournament.

**Jan. 3, 2004** – The Blue Devils defeat Clemson, 73-54, on the road as Coach K earns his 600th victory at Duke. He reaches this milestone in 776 games, making him the fourth-fastest coach to reach 600 victories at one school. Only Kentucky's Adolph Rupp (704), UCLA's John Wooden (744), North Carolina's Dean Smith (773), Krzyzewski and Western Kentucky's Ed Diddle (790) reached 600 victories at one school in fewer than 800 games.

**Jan. 21, 2004** – Following its win over No. 4 Wake Forest on Jan. 17, Duke travels to Maryland as the nation's No. 1 team for the seventh consecutive season, the second-longest such streak in NCAA history. After its 68-60 win, the Blue Devils hang on to the No. 1 ranking for four weeks during the 2003-04 season.

**Feb. 26, 2004** – Duke extends its winning streak in Cameron Indoor Stadium to 41 games with a 97-63 victory over Valparaiso. The Blue Devils' 41-game home winning streak is the second-longest in ACC and school history behind Duke's 46-game streak from 1997-2000. It would be ended in its next contest vs. No. 19 Georgia Tech a week later.

**March 28, 2004** – Duke outlasts Xavier, 66-63, to win the NCAA Atlanta Regional and advance to its 14th Final Four overall and 10th in the previous 19 seasons under Coach K.

**July 1, 2004** – Director of Athletics Joe Alleva holds a press conference to announce that the LA Lakers have approached Krzyzewski about their vacant head coaching position.

**July 5, 2004** – Krzyzewski announces that he has turned down the Lakers' offer to become head coach. "Duke has always taken up my whole heart," Coach K stated in a packed press conference that was aired live nationally.

**Dec. 12, 2004** – With an 82-54 victory over Toledo in Cameron Indoor Stadium, Krzyzewski picks up his 700th career win. He becomes the second fastest coach to reach the milestone behind Bob Knight.

**Jan. 5, 2005** – Duke defeats Princeton, 59-46, behind 21 points from J.J. Redick as the Blue Devils celebrate the 65th anniversary of Cameron Indoor Stadium. The game was played almost exactly 65 years to the day of the first game at Cameron, when Duke beat Princeton by a 36-27 count on January 6, 1940.

**March 13, 2005** – Krzyzewski and the Blue Devils celebrate the 2005 ACC Tournament championship with a 69-64 win over Georgia Tech.

**March 20, 2005** – Thanks to a 63-55 second round triumph over Mississippi State in Charlotte, Krzyzewski surpasses Dean Smith on the all-time NCAA Tournament victory chart with his 66th win.

**Oct. 26, 2005** – Krzyzewski is named the head coach of the USA Basketball Men's Senior National Team program for 2006-08.

**March 11, 2006** – With a 78-66 win over Wake Forest in the ACC Tournament semifinals at the Greensboro Coliseum, Krzyzewski posts his 750th career win.

**March 12, 2006** – In his 1,000th game as a head coach, Krzyzewski guides Duke to a 78-76 win over Boston College in the ACC title game, claiming his 10th conference tournament crown.

**Feb. 18, 2007** – Krzyzewski records his 700th victory as the Duke head coach with a 71-62 win over Georgia Tech in Cameron Indoor Stadium. He became just the eighth coach to post 700 victories at one school and was the second fastest to do so behind Adolph Rupp of Kentucky.

**Sept. 2, 2007** – Coached by Krzyzewski, Team USA wins the FIBA Americas Championship gold medal with a 118-81 victory over Argentina. The USA goes 10-0 and wins by an average of 39.5 points per game. The gold medal win automatically qualifies the USA for a trip to the 2008 Olympic games in Beijing, China.

**March 1, 2008** – Krzyzewski becomes the sixth Division I head coach to reach 800 career wins with an 87-86 win at N.C. State. He is the third fastest coach to reach 800 career victories.

**Aug. 24, 2008** – With Krzyzewski at the helm, Team USA reclaims the gold medal at the 2008 Beijing Summer Olympics with a 118-107 victory over Spain. Krzyzewski guides the U.S. squad to a perfect 8-0 record in the Olympics as the team averaged 106 points per game while winning by an average margin of 27.9 points per contest.



**March 15, 2009** – Duke captures its 11th ACC Championship under Krzyzewski and 17th overall with a 79-69 victory over Florida State in the ACC Tournament finals at the Georgia Dome in Atlanta, Ga. The 17 titles ties Duke for the most in ACC history with North Carolina.

**July 21, 2009** – Krzyzewski is named the head coach of the USA Basketball Men's Senior National Team program for 2009-2012. He will become the first U.S. coach of multiple Olympic teams since Henry Iba, who won gold in 1964 and '68 and coached the team that lost the controversial 1972 gold-medal game to the Soviet Union.

**Sept. 11, 2009** – Krzyzewski is inducted into the Army Sports Hall of Fame at a plaque unveiling ceremony held in the Kenna Hall of Army Sports inside the Kimsey Center.

**Feb. 13, 2010** – Duke earns a 77-56 victory over Maryland in Krzyzewski's 1,000th game at Duke, which came in the 71st year of Cameron Indoor Stadium.

**March 6, 2010** – With an 82-50 victory over North Carolina, the second largest win for Duke in the nation's biggest rivalry, the Blue Devils claim the 19th ACC regular season championship in school history and set a school record for home victories by finishing the season 17-0 in Cameron Indoor Stadium.

**March 14, 2010** – The Blue Devils repeat as ACC Tournament Champions by defeating Georgia Tech, 65-61, at the Greensboro Coliseum. With the title Duke passed North Carolina for most ACC Championships with 18, including nine in the last 12 seasons.

**March 28, 2010** – Duke defeats Baylor 78-71 in Houston to advance to the 11th NCAA Final Four under Krzyzewski. Nolan Smith pours in a career-high 29 points in front of 47,000 fans at Reliant Stadium.

**April 5, 2010** – Krzyzewski wins his fourth NCAA Championship at Duke with a 61-59 win over Butler at Lucas Oil Stadium in Indianapolis. Kyle Singler is named the Final Four Most Outstanding Player after recording 19 points and nine rebounds in the championship game. The four championships tie Krzyzewski with Adolph Rupp for second most all-time.

**Sept. 12, 2010** – Team USA defeats host Turkey, 81-64, to win the gold medal at the 2010 FIBA World Championship. The U.S. team finishes the tournament 9-0 with a +24.9 margin of victory. Kevin Durant is named tournament MVP after averaging 22.8 points per game.

**Sept. 15, 2010** – Krzyzewski is inducted into the Chicagoland Sports Hall of Fame. Chicago City Council and Mayor Richard M. Daley also make Sept. 15 "Mike Krzyzewski Day" in Chicago.

**Nov. 24, 2010** – Duke defeated No. 4 Kansas State, 82-68, for the O'Reilly Auto Parts CBE Classic championship and Krzyzewski's 800th win at Duke. He became the fifth coach to win at least 800 games at one school.

**Dec. 29, 2010** – Krzyzewski passes Dean Smith of North Carolina into second on the NCAA all-time victories list, recording his 880th career win in a 108-62 contest at UNC Greensboro.

**March 20, 2011** – The Blue Devils held on for a 73-71 victory over Michigan in the second round of the NCAA Tournament to hand Krzyzewski his 900th career win. He joined Bob Knight as the only two coaches with 900 or more career wins.

**Sept. 9, 2011** – Krzyzewski is inducted into the Duke Athletics Hall of Fame. Coach K is joined in the Hall of Fame class by Ben Bennett (football), Jenny Chuasiriporn (golf), Bobby Hurley (basketball) and Vanessa Webb (tennis).

**Nov. 15, 2011** – Duke defeats Michigan State, 74-69, at Madison Square Garden to give Krzyzewski an NCAA-record 903rd career coaching victory. Longtime mentor and previous record-holder Bob Knight calls the game for ESPN. Andre Dawkins makes six three-point field goals in a 26-point effort, while Seth Curry adds 20 points, seven rebounds, four assists and four steals in the win.

**Dec. 2012** – Krzyzewski is named Sports Illustrated Sportsman of the Year. He shares the Dec. 12, 2011 SI cover with women's basketball coaching icon Pat Summitt.

**Feb. 16, 2012** – Duke overcomes a 61-41 deficit with 11:33 to play in a 78-73 win over NC State. It was then the largest second-half margin Duke has overcome in a victory under Coach K.

**April 16, 2012** – Krzyzewski is honored with the USBWA Wayman Tisdale Humanitarian Award. The Humanitarian Award honors an individual involved in college basketball who has made a significantly positive impact on society.

**Aug. 2, 2012** – Team USA sets an Olympic scoring record in a 156-73 win over Nigeria in pool play. Krzyzewski's group also sets Olympic records for three-pointers (29, including 10 from Carmelo Anthony) and three-point percentage (.630) in the win.

**Aug. 13, 2012** – Krzyzewski directs Team USA to a 107-100 win over Spain to claim the London Olympics gold medal. He closes out his tenure in charge of the USA Men's Senior National Team with a 50-game win streak, while becoming the first U.S. coach of multiple Olympic teams since the legendary Henry Iba, who won gold in 1964 and 1968 and coached the team that lost the controversial 1972 gold-medal game to the Soviet Union.

**Dec. 19, 2012** – Krzyzewski is named co-recipient of the 2012 USA Basketball National Coach of the Year Award after leading the USA Men's National Team to the gold medal at the 2012 Olympics in London. The award is the fifth for Krzyzewski, who also received the honor in 2006, 2007, 2008 and 2010.

**March 5, 2013** – Duke tops Virginia Tech, 85-57, at Cameron Indoor Stadium to give Coach K his 880th career victory at Duke. Krzyzewski moves past former North Carolina head coach Dean Smith into second place all-time in wins at one school.

**March 29, 2013** – The Blue Devils defeat Michigan State, 71-61, for their 30th win of the season. Coach K guides Duke to 30 or more wins in a season for an NCAA-record 13th time in his career.

**May 23, 2013** – USA Basketball Chairman Jerry Colangelo announces that Hall of Fame basketball coach Mike Krzyzewski will return as head coach of the USA Basketball Men's National Team for the 2013-16 quadrennium.

**June 12, 2013** – Krzyzewski receives the 2013 Dick Enberg Award, presented by the College Sports Information Directors of America (CoSIDA) at the fourth annual Capital One Academic All-America Hall of Fame Gala in Orlando, Fla.

**Jan. 18, 2014** – The 41st President of the United States and co-founder/chairman of CEO Roundtable on Cancer, George H.W. Bush, traveled to Durham, N.C., to recognize Krzyzewski for his personal commitment and leadership in working toward eliminating cancer as a public health threat. Former president Bush witnessed Duke's 95-60 rout of NC State before recognizing Coach K for his efforts and greeting the Duke team in the locker room following the victory.

**Jan. 25, 2014** – Duke tops Florida State, 78-56, at Cameron Indoor Stadium to give Krzyzewski his 900th career victory at Duke, joining Syracuse's Jim Boeheim as the only other Division I head coach to collect 900 victories at one school.

**Sept. 14, 2014** – Krzyzewski leads the U.S. Men's Senior National Team to a 129-92 win over Serbia in the gold medal game of the 2014 FIBA World Cup in Spain. Former Duke standout Kyrie Irving is named tournament MVP, while Team USA extends its win streak to 63 consecutive games under Coach K.

**Dec. 18, 2014** – Krzyzewski is named USA Basketball Co-Coach of the Year. It was an unprecedented sixth such honor for Coach K (2006, 2007, 2008, 2010, 2012, 2014).

**Jan. 25, 2015** – Krzyzewski becomes the first Division I men's basketball coach to win 1,000 games as Duke defeats St. John's, 77-68, at Madison Square Garden. The Blue Devils went on an 18-2 run down the stretch to put Coach K in four figures on his first try.

**Feb. 4, 2015** – Duke outlasts Georgia Tech, 72-66, at Cameron Indoor Stadium to give Krzyzewski his ACC-record 423rd league victory. With the win, Krzyzewski surpassed former North Carolina coach Dean Smith as the winningest in ACC play.

**April 6, 2015** – Krzyzewski captures his fifth NCAA Championship at Duke with a 68-63 win over Wisconsin in Indianapolis - also the site of the Blue Devils' 1991 and 2010 national crowns. Tyus Jones was named Final Four Most Outstanding Player after scoring a game-high 23 points in the championship game, shooting 7-of-13 from the floor and converting all seven of his free throw attempts. Krzyzewski's fifth national title moved him past Adolph Rupp for second-most all-time.

**Feb. 20, 2016** – Krzyzewski coaches his 1,355th career game to become the NCAA's all-time leader in games coached. He surpasses the record of 1,354 held by Jim Phelan, who coached for 49 years at Mt. St. Mary's.

**Aug. 21, 2016** – Krzyzewski closes his tenure as U.S. National Team head coach in style, as the U.S. defeats Serbia, 96-66, to claim the gold medal at the Rio Olympics. Krzyzewski finishes his tenure with an 88-1 record, winning a U.S.-record 76 straight games to finish his National Team career. He becomes the first coach in either men's or women's basketball to lead a country to three consecutive Olympic gold medals.

**March 11, 2017** – Duke defeats Notre Dame, 75-69, to become the first team to win four games in four days to claim the ACC Tournament title. It was Duke's record 20th ACC championship, and its record 14th under Krzyzewski. He finished the tournament with a record 61 ACC Tournament victories.

**November 11, 2017** – Duke defeats Utah Valley, 99-69, as Coach K becomes the first Division-I men's coach to win 1,000 games at one school.

**December 6, 2017** – Nike names a new building on its campus in Portland after Coach K -- the 47,000-square foot Michael Krzyzewski Fitness Center.

**May 30, 2018** – Coach K and wife, Mickie, announce their personal commitment of \$3 million toward a \$15 million fundraising campaign for the Emily K Center -- Coach K's largest, single philanthropic contribution ever.

**February 12, 2019** -- Down 23 points with 9:55 remaining in the game, No. 2 Duke pulls off the second-biggest comeback in school history -- and the biggest under Coach K -- stunning No. 16 Louisville, 71-69, on its home court. Cam Reddish, who scored 16 of his 22 in the second half, hit a tying 3-pointer with 1:28 left and the go-ahead free throws with 14 seconds remaining.

**March 16, 2019** – Duke beats Florida State, 73-63, in the ACC Championship game to give Krzyzewski his 15th conference tournament title and the program's 21st, extending ACC records for both. Zion Williamson was named the Tournament MVP, becoming the first freshman in conference history to be named ACC Player of the Year and Tournament MVP in the same season.

**February 8, 2020** – In one of the most remarkable games in the great history of the Duke-North Carolina rivalry freshman Wendell Moore Jr., tips in the game-winner at the buzzer in overtime for a 98-96 victory that stuns the Dean Smith Center crowd. Moore's tip of Tre Jones' missed jumper finally ends a game that saw Duke rally from 13 down in the final 4+ minutes of regulation. Jones forced overtime, as the sophomore hit a contested jumper at the regulation horn after corraling his own intentionally-missed free throw.

**October 29, 2020** – Make-A-Wish America presents the Chris Greicius Award to Coach K and the Duke men's basketball program, recognizing the exceptional wish-granting support exemplified by the Blue Devils in helping create life-changing wish experiences for children fighting critical illness. Duke become the first collegiate program nationally to earn the honor.



## Nate James

THE HOMELAND FOUNDATION  
ASSOCIATE HEAD COACH  
15TH SEASON AT DUKE  
DUKE, 2001

Former Duke standout Nate James has served on Mike Krzyzewski's staff since returning to the program prior to the 2007-08 season. James' role at Duke has increased from Strength and Conditioning Coach to Special Assistant to Assistant Coach to his most recent promotion as Associate Head Coach following the 2017-18 campaign.

The Washington, D.C., native has had a hand in three of Duke's five national championships, one as a player in 2001 and as an assistant coach in 2010 and 2015. His three NCAA titles are more than anyone in Duke history aside from Coach K.

In 10 total seasons as an assistant under Coach K, James has helped the Blue Devils to a 265-64 (.805) record with five ACC Tournament championships. Duke has been a No. 1 seed in the NCAA Tournament four times in James' 10 seasons as an assistant coach.

Duke has averaged 29.4 wins per season since James joined the staff prior to the 2007-08 campaign. The Blue Devils have also produced 26 NBA Draft picks, including 22 first-round selections and 14 lottery picks, during that time. From 2009-11, James helped lead Duke to three consecutive ACC Tournament championships, winning at least 30 games in each of those seasons.

James has aided in the development of some of the nation's best players with a decorated list of former Blue Devils that includes the likes of Harry Giles, Jabari Parker, Mason and Miles Plumlee, Jahlil Okafor, Brandon Ingram, Marvin Bagley III, Wendell Carter Jr., Zion Williamson, Vernon Carey Jr. and Cassius Stanley.

Giles, Parker, Mason Plumlee, Miles Plumlee, Okafor, Ingram, Bagley, Carter and Williamson were all first-round picks following their time under James' tutelage, including Williamson as the program's fourth overall No. 1 selection. Mason Plumlee (2014), Okafor (2016), Bagley (2019) and Williamson (2020) were each named first-team NBA All-Rookie selections, while Ingram was selected the NBA's Most Improved Player in 2020.

Now in three consecutive seasons, James has helped coach players to be named either ACC Player of the Year or Rookie of the Year in Bagley (2018), Williamson (2019), Tre Jones and Carey (2020). Bagley became just the third player in ACC history to lead the conference in scoring (21.0), rebounding (11.1) and field goal percentage (.614), while Williamson was the consensus National Player of the Year and became the first freshman in ACC history to be named both Player of the Year and ACC Tournament MVP in the same season. Carey joined Bagley and Williamson as a National Freshman of the Year selection, was the ACC Freshman of the Year, a consensus second-team All-American and led the league in field goal percentage (.577), was third in scoring (17.8) and fourth in rebounding (8.8). Jones became the ACC's first player named ACC Player of the Year and Defensive Player of the Year in the same season.

James played in 135 games, making 63 starts, for Duke from 1997-01. The two-time team captain scored 1,116 points, made 111 three-point field goals and grabbed 500 rebounds while shooting .473 from the floor for his career. The Blue Devils won outright or shared the regular-season ACC championship in each of the five years that James was on the roster, a feat achieved by no other player in league history.

As a senior, James was named to the ACC All-Defensive Team and garnered third-team All-ACC recognition from the league's media.

One of James' most significant contributions to Duke's 2001 NCAA crown was the way he handled his move out of the starting lineup late in the season. Coming off the bench in a reworked lineup following an injury to Carlos Boozer, James averaged more than 24 minutes per game in the Blue Devils' nine postseason victories.

With 117 career victories in a Duke uniform, James is tied for seventh in program history and 11th in ACC history with Quinn Cook, Andre Dawkins and Danny Ferry. Duke posted a winning percentage of .867 (117-18) with James on the court, a mark that still ranks seventh in school history.

## NATE JAMES QUICK FACTS

Birthdate	August 7, 1977
High School	St. John's at Prospect Hall, Frederick, Md.
College Career	Four-year letterman, Duke, 1996-2001
College Degree	B.A., Sociology, Duke, 2001
College Honors	Co-captain, 2000, 2001 Third Team All-ACC, 2001 ACC All-Defensive Team, 2001 Second Team ACC All-Tournament, 2000, 2001 Glenn E. "Ted" Mann Jr. Award, 1999
Coaching Career	Assistant Strength & Conditioning Coach, Duke, 2007-08 Assistant Coach, Duke, 2008-11 Special Assistant, Duke, 2011-13 Assistant Coach, Duke, 2013-18 Associate Head Coach, Duke, 2018-present

James was part of nine major championships while playing at Duke: one NCAA title, three ACC Tournament championships and five regular-season ACC championships. He is one of 67 players in Duke history to break the 1,000-point barrier and his 1,116 points currently rank 55th on the program's career chart.

Following his collegiate career, James played professionally in the United States and overseas from 2002-07. After being named the Carolinas Basketball League MVP in 2003, James played in Bosnia, Brazil, France, Germany, Greece, Holland, Hungary, Italy, Japan, the Philippines, Poland and Russia over the next five years. He also participated in training camp with the Philadelphia 76ers in 2004. While playing in Hungary, he teamed with former Blue Devil Casey Sanders to claim a league championship.

In the offseason, James directed a summer basketball camp in Durham for 12 years. The camp, which he started with Chris Carrawell, teaches the importance of fundamentals in the game of basketball and life.

In high school, James was a 1996 McDonald's All-American and won the McDonald's All-American Game Three-Point Contest. He was also selected as the McDonald's All-American Sportsmanship Award winner.

James graduated from Duke in 2001 with a degree in sociology and a minor in African-American studies. He and his wife, actress Bobbi Baker James, have two sons, Nathaniel Drake James III and Michael Dash James.



## NATE JAMES' DUKE CAREER

### CAREER HIGHS

Points	27 at Clemson, 2/7/01
Rebounds	10 at Virginia, 2/11/99
Assists	7 vs. USC, 11/27/99
Steals	5; 3x; last vs. Maryland, 2/27/01
Blocks	3 vs. Campbell, 1/13/97

### CAREER STATISTICS

SEASON	GP-GS	MP	FG-FGA	PCT.	3PT-A	PCT.	FT-FTA	PCT.	REB.	AVG.	PF-DQ	AS	TO	BS	ST	TP	AVG.
1996-97	17-1	144	15-36	.417	5-16	.313	11-20	.550	34	2.0	16-0	8	14	4	8	46	2.7
1997-98	6-0	41	6-14	.429	2-5	.500	7-9	.778	9	1.5	5-0	0	6	1	4	21	3.5
1998-99	39-0	573	69-152	.454	15-52	.288	43-65	.662	102	2.6	52-1	34	53	6	26	196	5.0
1999-00	34-33	970	136-290	.469	46-122	.377	55-77	.714	128	4.3	71-3	63	63	8	47	373	9.1
2000-01	39-29	1085	161-326	.494	43-137	.314	115-144	.799	202	5.2	78-0	42	63	8	62	480	12.3
<b>Total</b>	<b>135-63</b>	<b>2813</b>	<b>387-818</b>	<b>.473</b>	<b>111-331</b>	<b>.335</b>	<b>231-315</b>	<b>.733</b>	<b>500</b>	<b>3.7</b>	<b>222-4</b>	<b>147</b>	<b>199</b>	<b>27</b>	<b>147</b>	<b>1116</b>	<b>8.3</b>





**Jon Scheyer**  
ASSOCIATE HEAD COACH  
EIGHTH SEASON AT DUKE  
DUKE, 2010

Former Duke All-American Jon Scheyer has served on Mike Krzyzewski's staff since the 2013-14 season. Scheyer's role with the Blue Devils during his time on staff has been elevated from Special Assistant to Assistant Coach to his most recent promotion as Associate Head Coach following the 2017-18 campaign.

Scheyer, who helped spark the Blue Devils to two ACC championships and the 2010 NCAA title as a player from 2007-10, has helped Duke compile a 174-44 (.798) record, a national championship (2015) and two ACC Tournament crowns during his time as an assistant or associate head coach.

The Northbrook, Ill., native has been integral in the recruiting and development of several young Duke stars since joining the staff.

He helped mentor Tyus Jones in Duke's 2015 national title season, as the Blue Devils finished the year ranked third nationally in adjusted offensive efficiency. Jones was named the Final Four Most Outstanding Player in Indianapolis and was a first-round pick in the 2015 NBA Draft after just one college season.

In 2017, Scheyer helped mold Luke Kennard into a consensus All-American after a breakout sophomore season that saw him rank second in the ACC in scoring and three-point field goal percentage. He also helped develop Frank Jackson into one of the most dynamic young guards in the country during the 2016-17 campaign.

Kennard and Jackson were selected 12th and 31st overall, respectively, in the 2017 NBA Draft.

After Grayson Allen finished his career in 2018 as the 12th-leading scorer in Duke history with 1,996 points, he was drafted in the first round by the Utah Jazz. Allen joined Scheyer as two of just five Blue Devils in history with 1,900 or more points, 400 or more rebounds and 400 or more assists (Grant Hill, Danny Ferry, Johnny Dawkins).

The 2019 campaign saw Tyus' brother Tre enjoy a breakout year as a freshman by setting the program's single-season record for assist-to-turnover ratio (3.62), while establishing himself as one of the nation's premier defensive players. Jones' classmate, RJ Barrett, finished his remarkable freshman season at Duke as a consensus first-team All-American, the USA Today National Player of the Year, and the overall No. 3 selection in the NBA Draft.

Barrett broke a myriad of program and ACC records, including both the Duke and conference freshman scoring record with 860 points. His 860 points were surpassed on the program's



**JON SCHEYER QUICK FACTS**

Birthdate	August 24, 1987
High School	Glenbrook North, Northbrook, Ill.
College Career	Four-year letterman, Duke, 2007-2010
College Degree	B.A., History, Duke, 2010
College Honors	Co-captain, 2009, 2010 Consensus Second team All-America, 2010 All-NCAA Final Four Team, 2010 First Team All-ACC, 2010 NCAA Tournament All-South Region, 2010 ACC Tournament MVP, 2009 All-Preseason NIT, 2009 First Team ACC All-Tournament, 2009, 2010
Coaching Career	Special Assistant, Duke, 2013-14 Assistant Coach, Duke, 2014-18 Associate Head Coach, 2018-present

single-season scoring list by only J.J. Redick's 964 points as a senior in 2006. Barrett averaged 22.6 points and was the only major conference player in 2018-19 to score 13+ points in every game of the season.

Under Scheyer's guidance, Tre Jones parlayed his phenomenal freshman season into a decorated sophomore campaign that ended with him as the ACC Player of the Year, the ACC Defensive Player of the Year, and an All-American. After two seasons as the starting point guard, Jones declared for the NBA Draft, leaving Duke as the program's career record-holder in assist-to-turnover ratio (2.88) and ranking third in assists per game (5.8).

Scheyer was one of the most versatile players in Duke history, concluding his playing career as the only player in school history to record at least 2,000 points, 500 rebounds, 400 assists, 250 three-point field goals and 200 steals. He averaged 14.4 points per game while scoring in double figures 114 times (sixth-most in Duke history) and leading the Blue Devils to a 115-29 (.799) record.

A two-time team captain, Scheyer scored 2,077-career points and still ranks 10th on Duke's all-time scoring list. He ranks third in Duke history in free throws made (608), fourth in free throw percentage (.861) and three-point field goals made (297) and sixth in free throw attempts (706). He played in 144 consecutive games, tied for the second-longest streak in Duke history.

As a senior in 2010, Scheyer averaged 18.2 points, 4.9 assists and 1.6 steals per game from the point guard position to spark Duke to a 35-5 record and its fourth national championship. He was a consensus second-team All-American and a first-team All-ACC pick in his final season after starting all 40 contests and scoring in double figures in all but two games on the year.

Scheyer was named MVP of the ACC Tournament as a junior in 2009, averaging 21.7 points and 4.0 rebounds as Duke took home the title.

He was a McDonald's and Parade All-American as a senior at Glenbrook North High School in 2006. Already recognized as an elite scorer, his legend grew when he scored 21 points in 75 seconds at the Proviso West Holiday Tournament as a senior. He closed his career as the fourth-leading scorer in Illinois high school basketball history with 3,034 points. He is the only player in Illinois history to rank in the state's career top 10 in points, assists and steals.

A two-time Gatorade Illinois Player of the Year, Scheyer was named to the 100 Legends of Illinois Basketball in 2007.

Following his graduation from Duke in 2010, Scheyer played professionally with the Rio Grande Valley Vipers in the NBA D League and overseas with Maccabi Tel Aviv and Gran Canaria.

In August, it was announced that Scheyer would be the head coach for the United States men's basketball team that will compete in the 21st Maccabiah to be held in Israel in 2022. Traditionally held every four years, the Games have grown to include nearly 10,000 Jewish athletes from more than 75 countries competing in 40 sports, making it the third largest international sporting event in the world following only the Olympics and the FIFA World Cup.

Scheyer married the former Marcelle Provencal in May 2017. The couple have two young children, a girl named Noa, born in January 2018 and a boy named Jett, born in August 2019.

**JON SCHEYER'S DUKE CAREER**

CAREER HIGHS			CAREER STATISTICS																	
Points	36 vs. Gardner-Webb, 12/15/09		SEASON	GP-GS	MP	FG-FGA	PCT.	3PT-A	PCT.	FT-FTA	PCT.	REB.	AVG.	PF-DO	AS	TO	BS	ST	TP	AVG.
Rebounds	12 vs. Pittsburgh, 12/20/07		2006-07	33-32	1112	113-284	.398	61-167	.365	115-136	.846	110	3.3	57-1	61	52	5	39	402	12.2
Assists	11 vs. Penn, 12/31/09		2007-08	34-1	963	115-259	.444	47-121	.388	120-135	.889	134	3.9	56-0	83	37	9	46	397	11.7
Steals	5, four times, last vs. Virginia, 2/28/10		2008-09	37-35	1214	146-368	.397	79-205	.385	179-214	.836	134	3.6	62-0	102	57	6	58	550	14.9
3-Pt FG	7 vs. Gardner-Webb, 12/15/09		2009-10	40-40	1470	212-531	.399	110-287	.383	194-221	.878	144	3.6	54-0	194	65	10	65	728	18.2
Free Throws	13, two times, last vs. FSU, 3/15/09		Total	144-108	4759	586-1,442	.406	297-780	.381	608-706	.861	522	3.6	229-1	440	211	30	208	2,077	14.4



Chris Carrawell

THE PAGLIUCA FAMILY  
ASSISTANT COACH  
THIRD SEASON AT DUKE  
DUKE, 2000

Former Duke All-American Chris Carrawell has served on Mike Krzyzewski's staff since March 2018, when he returned to his alma mater as Assistant Coach.

Carrawell rejoined the Blue Devils after a four-year stint as Assistant Coach at Marquette University under his Duke teammate Steve Wojciechowski. The 2000 ACC Player of the Year and a first-team All-America selection, Carrawell played for the Blue Devils from 1996 to 2000. He was a senior captain.

In his first two seasons on the staff, Duke has gone 57-12, reaching the Elite Eight and claiming the program's 21st ACC Tournament title in 2019. Among the nation's highest scoring teams in 2018-19, the Blue Devils were led by consensus first-team All-Americans Zion Williamson and RJ Barrett, who among their many accomplishments, became the first freshman teammates in NCAA history to each average 20+ points for a season.

The following season in 2019-20, Carrawell aided in the development of Tre Jones, who was named both ACC Player of the Year and ACC Defensive Player of the Year.



CHRIS CARRAWELL QUICK FACTS

Birthdate	November 25, 1977
High School	Cardinal Ritter College Prep, St. Louis, Mo.
College Career	Four-year letterman, Duke, 1996-2000
College Degree	B.A., Sociology, Duke, 2000
College Honors	Captain, 2000 ACC Player of the Year, 2000 Consensus First Team All-America, 2000 Two-time All-ACC, 1999, 2000 Swett-Baylin Team MVP, 2000
Coaching Career	Assistant Coach, Springfield Armor (NBA G-League), 2011-14 Assistant Coach, Marquette, 2014-18 Assistant Coach, Duke, 2018-present

As a player at Duke, Carrawell was a two-time All-ACC selection. He is tied for 32nd on the all-time scoring list at Duke with 1,455 career points and also ranks 15th in school history with 0.8 blocks per game and tied for eighth with 116 overall wins. Duke dominated the ACC during Carrawell's career, as his 66 conference victories are the second-most by a Blue Devil.

With Carrawell on the squad, Duke won a pair of ACC Tournament titles and reached the 1999 Final Four by tying a school record for wins (37-2).

The native of St. Louis, Mo., Carrawell arrived at Marquette after serving three years as an assistant coach with the Springfield Armor, an affiliate of the Brooklyn Nets, of the NBA Development League. He worked under Bob MacKinnon the first two seasons before Doug Overton took over the squad in 2013-14.

Prior to working with the Armor, Carrawell served in a variety of roles at his alma mater. He was the Assistant Video Coordinator/Assistant Strength & Conditioning Coach in 2010-11 and Graduate Assistant/Head Team Manager from 2008-10, after being hired in 2007-08 as the Duke Athletics Outreach Coordinator. He also briefly worked with the Duke women's basketball team before his departure to pro coaching.

A second round draft pick by the NBA's San Antonio Spurs, Carrawell played overseas after graduating from Duke. He last played in Holland in 2007 where his team finished second after losing in the championship finals.

Carrawell is married to his wife Keisha and is the father of two boys, Caleb and Christian.

CHRIS CARRAWELL'S DUKE CAREER

CAREER HIGHS

Points	30 vs. NC State, 1/19/00
Rebounds	10, 3x, last vs. Florida State, 1/16/00
Assists	8, 2x, last vs. William & Mary, 1/2/00
Steals	4, vs. North Carolina, 3/4/2000
Free Throws	12, 2x, last vs. NC State, 2/22/00

CAREER STATISTICS

SEASON	GP-GS	MP	FG-FGA	PCT.	3PT-A	PCT.	FT-FTA	PCT.	REB.	AVG.	PF-DQ	AS	TO	BS	ST	TP	AVG.
1996-97	31-12	503	72-125	.576	0-2	.000	27-47	.574	97	3.1	39-0	34	29	21	22	171	5.5
1997-98	32-10	710	121-251	.482	14-38	.368	66-103	.641	117	3.7	38-0	35	49	23	19	322	10.1
1998-99	39-39	1116	144-317	.454	19-55	.345	79-137	.577	188	4.9	71-1	130	84	34	30	386	9.9
1999-00	34-34	1212	205-422	.486	29-77	.377	137-176	.778	206	6.1	58-0	110	69	36	34	576	16.9
Totals	136-95	3541	542-1115	.486	62-172	.360	309-463	.667	608	4.5	206-1	309	231	114	105	1455	10.8





## Nolan Smith

**DIRECTOR OF BASKETBALL OPERATIONS  
& PLAYER DEVELOPMENT  
SIXTH SEASON AT DUKE  
DUKE, 2011**

Former Duke All-American Nolan Smith joined the Blue Devils' men's basketball staff in February 2016. He spent two seasons as the team's Special Assistant before his promotion to Director of Basketball Operations & Player Development in March 2018.

In this role, Smith works in conjunction with the coaching and support staff to ensure that all team-related needs are met. He oversees the student manager program, while implementing and creating the daily basketball calendar and practice schedule. Among a wide-range of duties, he coordinates all meals and food for the basketball program, while assisting with team travel. As special assistant, his duties included assisting the coaching staff in developing game strategies, breaking down game film, planning practices and contributing in staff meetings.

A consensus first-team All-American and ACC Player of the Year in 2011, Smith helped lead Duke to three consecutive ACC championships (2009-11) and the 2010 NCAA title during his tenure as a student-athlete.

He was a two-time All-ACC selection (2010-11) and was named ACC Tournament MVP as a senior in 2011. Smith led the ACC in scoring in his final season and his 764 points that year still rank as the ninth-best total in program history.



### NOLAN SMITH QUICK FACTS

Birthdate	July 25, 1988
High School	Oak Hill Academy, Mouth of Wilson, Va.
College Career	Four-year letterman, Duke, 2007-2011
College Degree	B.A., African & African American Studies, Duke, 2011
College Honors	Co-captain, 2011 Consensus First Team All-America, 2011 ACC Player of the Year, 2011 ACC Tournament MVP, 2011 First Team ACC All-Tournament, 2010, 2011 All-NCAA Final Four Team, 2010 South Regional Most Outstanding Player, 2010 Two-time All-ACC, 2010, 2011 ACC All-Defensive Team, 2011 Swett-Baylin Team MVP, 2010, 2011
Coaching Career	Special Assistant, Duke, 2016-18 Director of Basketball Operations, Duke, 2018-present

In helping propel Duke to its fourth national championship in 2010, Smith was named Most Outstanding Player at the NCAA South Regional in Houston and earned a place on the All-Final Four Team after the Blue Devils cut down the nets in Indianapolis.

The Upper Marlboro, Md., native currently ranks 17th on Duke's career scoring chart, having amassed 1,911 points from 2008-11. He played in 121 victories in a Duke uniform to rank fifth in program history and sixth in ACC history, and his 143 games played are tied for the eighth-most in Duke annals. He served as a team captain as a senior in 2011.

During his tenure as a student-athlete, Duke went 65-2 (.970) at Cameron Indoor Stadium to set program records for both home wins and winning percentage in a four-year period.

Smith won an international gold medal with the U.S. at the 2006 FIBA Americas U18 Championship, averaging 9.0 points and 3.5 assists per game.

Following his graduation, Smith was selected by the Portland Trail Blazers with the 21st overall pick in the 2011 NBA Draft.

In the summer of 2016, Smith was named the North Carolina state ambassador for Teen Cancer America. TCA is an organization designed to help bridge the gap between pediatric and adult oncology care. Smith serves as an ambassador alongside celebrities such as The Band Perry, Eddie Vedder and Joan Jett for the organization that was founded by rock icons Roger Daltrey and Pete Townshend of The Who.

In addition to his work with TCA, Smith continues to use his platform in basketball for the benefit of others. Active for quite some time in the Durham community in raising awareness of social justice issues, Smith was named a George H.W. Bush Points of Light Inspiration honoree in the summer of 2020. He was also recognized as the Tar Heel of Month in October 2020 by the Raleigh News & Observer, awarded to a citizen that has made significant contributions to North Carolina and the region.

In July 2018, Smith was one of 11 from Division I basketball named to the Teamworks Basketball Leadership Committee. The committee, comprised of the most forward-thinking Teamworks' partners from around the country, will converge to help shape the future of athlete engagement and drive the development of best practices throughout the athletics industry.

Smith and his wife Cheyna have a young daughter, Camryn, and are expecting their second child in January 2021.

### NOLAN SMITH'S DUKE CAREER

#### CAREER HIGHS

Points	34 vs. North Carolina, 2/9/11
Rebounds	9 vs. Marquette, 11/22/10
Assists	10, 2x, last vs. North Carolina, 3/13/11
Steals	6 vs. Florida State, 1/12/11
3-Pt FG	5 vs. Miami, 2/17/10
Free Throws	13 vs. Butler, 12/4/00

#### CAREER STATISTICS

SEASON	GP-GS	MP	FG-FGA	PCT.	3PT-A	PCT.	FT-FTA	PCT.	REB.	AVG.	PF-DQ	AS	TO	BS	ST	TP	AVG.
2007-08	34-1	500	70-150	.467	22-57	.386	40-52	.769	52	1.5	58-0	45	49	5	18	202	5.9
2008-09	34-21	734	98-230	.426	27-78	.346	62-73	.849	74	2.2	70-1	58	55	2	32	285	8.4
2009-10	38-38	1349	239-542	.441	60-153	.392	122-159	.767	106	2.8	66-0	114	69	9	45	660	17.4
2010-11	37-37	1259	260-568	.458	57-163	.350	187-230	.813	166	4.5	72-10	189	118	3	45	764	20.6
<b>Totals</b>	<b>143-97</b>	<b>3842</b>	<b>667-1490</b>	<b>.448</b>	<b>166-451</b>	<b>.368</b>	<b>411-514</b>	<b>.800</b>	<b>398</b>	<b>2.8</b>	<b>266-11</b>	<b>406</b>	<b>291</b>	<b>19</b>	<b>140</b>	<b>1911</b>	<b>13.4</b>

## Duke Basketball Legacy Fund

Duke basketball and world-class success are synonymous. Building the financial infrastructure of the program through the Duke Basketball Legacy Fund and its other development initiatives are imperative to continue that success. Coach K's mission to build an everlasting basketball program speaks for his desire to see the program sustained well past his coaching days.

The Legacy Fund began in January 2000 with the aim to establish a comprehensive endowment fund for player scholarships, coaches' salaries and operational budget, build a capital fund to enhance historic Cameron Indoor Stadium, address year-round training needs and meet the overall demands of the program. Each of the active partners to the fund have contributed a minimum of \$1 million and have contributed a total of over \$130 million to date. In September of 2012, Steve and Judy Pagliuca gave a \$2.5 million gift to endow two assistant coaching positions and to name the program's annual Coaches' Award. The gift officially closed the named endowment opportunities that were presented when the Legacy Fund was created in 2000.

One of Duke's all-time greats and one of only 13 players in school history to have his jersey number retired, Grant Hill once again leads the Blue Devils by serving as the Chairman of the Duke Basketball Legacy Fund. The six-time NBA All-Star and three-time All-American led off the fundraising initiative with a \$1 million gift to endow a scholarship in his and his wife Tamia's names.

Contributions of Legacy Fund members have also led to several facility upgrades, including renovations to Cameron Indoor Stadium, the Schwartz/Butters Athletic Center and the building of Michael W. Krzyzewski Center - Dedicated to Academic & Athletic Excellence.

The Legacy Fund has also funded a foreign basketball trip to London in 2003, upgraded recruiting travel with strategic use of private planes and fully funded and outfitted the Duke Basketball Museum & Duke Athletics Hall of Fame in the Schwartz/Butters Athletics Center in 2010.

Several other programs have grown from the initial and unique Legacy Fund development plan. In 2002, Duke became just the second school to initiate a Venture Capital Co-Investment Fund within an athletic department, and that group now numbers 17 strong, with each investor giving a \$50,000 gift. Duke basketball's connection with the Fuqua School of Business has translated into the annual Coach K / Fuqua Conference on Leadership and seven years ago established the unique Fuqua / Coach K Center on Leadership & Ethics.

Another anchor to the year-round Duke Basketball efforts has been the summer basketball fantasy camp, K Academy. Each year, campers from around the world join Duke's former players for a five-day, one-of-a-kind Duke basketball experience. This past summer, 115 campers and more than 40 former Duke players came to Cameron for the experience.

As National Coach of the Decade for the 1990s and Duke's visionary leader, Coach K endeavors to secure the future of the program. With the creation of the Duke Basketball Legacy Fund, the program's heralded past and its future success will be forever linked.

## DUKE BASKETBALL LEGACY FUND QUICK FACTS

There have been a total of 85 partners during the history of the Legacy Fund, with a current historical high of 67 active today and 36 Lifetime Partners, having committed to \$2 million or more. The group has contributed more than \$130 million to Duke basketball related projects including:

- The \$15.0 million Schwartz/Butters Athletic Center
- The \$18.5 million The Michael W. Krzyzewski Center
- Fully outfitting Student-Athlete Academic Center
- Fully outfitting Scharf Hall
- Fully outfitting the Gunnar Peterson Strength and Conditioning Room
- Fully outfitting video theatre and classroom
- Endowment of 13 men's basketball scholarships
- Endowment of head coach position
- Endowment of associate head coach and two assistant coach positions
- Endowment of academic advisor, basketball intern and two-and-a-half basketball student manager positions
- Massive Cameron Indoor Stadium renovations and upgrades include HVAC system, Fox Family Lobby, locker room, training room, concourse floor and memorabilia work, Legacy Room, basketball memorabilia displays, sound system, custom video scoreboard as well as deep cleaning and painting the upstairs seating
- Fully funding and outfitting the Duke Basketball Museum and Duke Athletics Hall of Fame in the Schwartz-Butters Athletics Center
- Upgrading recruiting travel with strategic use of private planes
- Upgrading video/computer technology and equipment
- Funding foreign basketball trips to London in 2003, China/Dubai in 2011, Canada in 2018 and Duke Elevate to New York in 2013
- Upgrading financial compensation and support to top coaching staff in college basketball
- Initially funding the creation of The K Academy in 2002 - the top college sports fantasy camp in the country now in its 19th year.
- Initially funding the creation of The Coach K/Fuqua Conference on Leadership in 2001 - the first collaborative athletics/business school venture in the country





**Duke Basketball Legacy Fund**
**DUKE BASKETBALL ENDOWED SCHOLARSHIPS**
**GRANT & TAMIA HILL SCHOLARSHIP**

2001	Nate James
2002	Mike Dunleavy
2003	Dahntay Jones
2004	Chris Duhon
2005	J.J. Redick
2006	Shelden Williams
2007	Josh McRoberts
2008	Gerald Henderson
2009	Greg Paulus
2010	Jon Scheyer
2011	Kyle Singler
2012	Miles Plumlee
2013	Seth Curry
2014	Rodney Hood
2015	Amile Jefferson
2016	Marshall Plumlee
2017	Matt Jones
2018	Wendell Carter, Jr.
2019	Alex O'Connell
2020	Tre Jones
2021	Jalen Johnson

**DAVID T. BORMAN MEMORIAL SCHOLARSHIP**

2003	Andy Borman
2004	Andy Borman
2005	Shavlik Randolph
2006	Sean Dockery
2007	Jamal Boykin
2008	Martynas Pocius
2009	Brian Zoubek
2010	Ryan Kelly
2011	Casey Peters
2012	Marshall Plumlee
2013	Todd Zafirovski
2014	Matt Jones
2015	Sean Obi
2016	Justin Robinson
2017	Jack White
2018	Alex O'Connell
2019	Joey Baker
2020	Mike Buckmire
2021	DJ Steward

**KEVIN & GAYLA COMPTON SCHOLARSHIP**

2004	J.J. Redick
2005	Shelden Williams
2006	DeMarcus Nelson
2007	Greg Paulus
2008	Nolan Smith
2009	David McClure
2010	Andre Dawkins
2011	Josh Hairston
2012	Seth Curry
2013	Marshall Plumlee
2014	Semi Ojeleye
2015	Rasheed Sulaimon
2016	Luke Kennard
2017	Javin DeLaurier
2018	Antonio Vrankovic
2019	Jordan Goldwire
2020	Alex O'Connell
2021	Mark Williams

**GUNNAR PETERSON SCHOLARSHIP**

2004	Sean Dockery
2005	Lee Melchionni
2006	Greg Paulus
2007	Lance Thomas
2008	Brian Zoubek
2009	Gerald Henderson
2010	Nolan Smith
2011	Miles Plumlee
2012	Michael Gbinije
2013	Ryan Kelly

2014	Josh Hairston
2015	Semi Ojeleye
2016	Chase Jeter
2017	Jayson Tatum
2018	Gary Trent, Jr.
2019	Zion Williamson
2020	Vernon Carey
2021	Jeremy Roach

**CAPT. BILL KRZYZEWSKI SCHOLARSHIP**

2004	Nick Horvath
2005	Daniel Ewing
2006	J.J. Redick
2007	DeMarcus Nelson
2008	DeMarcus Nelson
2009	Jon Scheyer
2010	Kyle Singler
2011	Nolan Smith
2012	Ryan Kelly
2013	Mason Plumlee
2014	Tyler Thornton
2015	Quinn Cook
2016	Amile Jefferson
2017	Grayson Allen
2018	Grayson Allen
2019	Javin DeLaurier
2020	Jack White
2021	Joey Baker

**MICHAEL & CANDACE OLANDER SCHOLARSHIP**

2006	Lee Melchionni
2007	David McClure
2008	Greg Paulus
2009	Nolan Smith
2010	Miles Plumlee
2011	Seth Curry
2012	Mason Plumlee
2013	Rodney Hood
2014	Alex Murphy
2015	Marshall Plumlee
2016	Luke Kennard
2017	Chase Jeter
2018	Jordan Tucker
2019	Jack White
2020	Javin DeLaurier
2021	Jordan Goldwire

**THE CLASS OF 1986 SCHOLARSHIP**

2007	Jon Scheyer
2008	Kyle Singler
2009	Elliot Williams
2010	Lance Thomas
2011	Kyrie Irving
2012	Andre Dawkins
2013	Rasheed Sulaimon
2014	Jabari Parker
2015	Tyus Jones
2016	Grayson Allen
2017	Amile Jefferson
2018	Justin Robinson
2019	Cam Reddish
2020	Wendell Moore Jr.
2021	Matthew Hurt

**THE STEVE & MELINDA DUNCKER SCHOLARSHIP**

2008	Jon Scheyer
2009	Lance Thomas
2010	Brian Zoubek
2011	Mason Plumlee
2012	Tyler Thornton
2013	Alex Murphy
2014	Quinn Cook
2015	Grayson Allen
2016	Sean Obi

2017	Frank Jackson
2018	Trevon Duval
2019	Tre Jones
2020	Cassius Stanley
2021	Wendell Moore Jr.

**THE GOODMAN FAMILY SCHOLARSHIP**

2010	Olek Czyz
2011	Tyler Thornton
2012	Quinn Cook
2013	Amile Jefferson
2014	Rasheed Sulaimon
2015	Justise Winslow
2016	Derryck Thornton
2017	Harry Giles
2018	Jordan Goldwire
2019	Marques Bolden
2020	Joey Baker
2021	Jaemyn Brakefield

**THE GOODMAN FAMILY SCHOLARSHIP II**

2013	Josh Hairston
2014	Andre Dawkins
2015	Matt Jones
2016	Antonio Vrankovic
2017	Sean Obi
2018	Jack White
2019	Justin Robinson
2020	Matthew Hurt
2021	Patrick Tapé

**THE JEREMY K. MARIO '92 SCHOLARSHIP**

2010	Jordan Davidson
2011	Andre Dawkins
2012	Alex Murphy
2013	Quinn Cook
2014	Amile Jefferson
2015	Justise Winslow
2016	Brandon Ingram
2017	Marques Bolden
2018	Marvin Bagley III
2019	Antonio Vrankovic
2020	Justin Robinson
2021	Henry Coleman III

**THE CLASS OF 2010 SCHOLARSHIP**

2011	Andre Dawkins
2012	Austin Rivers
2013	Tyler Thornton
2014	Marshall Plumlee
2015	Jahlil Okafor
2016	Matt Jones
2017	Luke Kennard
2018	Javin DeLaurier
2019	RJ Barrett
2020	Jordan Goldwire
2021	Mike Buckmire

**THE JIM STRATHMEYER SCHOLARSHIP**

2012	Josh Hairston
2013	Andre Dawkins
2014	Todd Zafirovski
2015	Sean Obi
2016	Nick Pagliuca
2017	Antonio Vrankovic
2018	Marques Bolden
2019	Jack White
2020	Joey Baker
2021	Jordan Goldwire

**THE COURTNEY SHIVES SCHOLARSHIP**

2014	Matt Jones
2015	Sean Obi
2016	Justin Robinson
2017	Jack White

2018	Alex O'Connell
2019	Justin Robinson
2020	Javin DeLaurier
2021	Joey Baker

**VARADHAN MEMORIAL MANAGER SCHOLARSHIP**

2004	Max Perkins
2005	six senior managers
2006	Brian DeStefano
2007	Kevin Cullen, Chris Lauten Scott Naturman
2008	Chris Lauten
2009	Griffin Tormey, Joey McMahon
2010	Eric Skeffington
2011	Sarah Helfer
2012	John McGinty, Kyle Mumma
2013	Kate Wheelock, Kyle Mumma
2014	Scott Lamson
2015	Mike Sotsky
2016	Ale Sant'Albano
2017	Jon Payne and Drew Goldstein
2018	Zach Marcus, Zack Spiera
2019	Michael McAloon
2020	Michael Scheinert
2021	Trevor Marcus, Jeremy Spiera

**VARADHAN UNDERGRADUATE MANAGER SCHOLARSHIP**

2011	Pat Thompson
2012	Kate Wheelock
2013	John McGinty
2014	Jamie Stark
2015	Derek Rhodes
2016	Drew Goldstein, Jon Payne
2017	Alex Blutman
2018	Michael Karamardian
2019	David Karamardian
2020	Ronald Dombroski, Jack Tauber
2021	Elijah Williams, Seth Scott

**VARADHAN FAMILY BASKETBALL FELLOW**

2011	Chris Carrawell
2012	Pat Thompson
2013	Casey Stevenson
2014	Casey Stevenson
2015	Raashid Yassin
2016	Mike Sotsky
2017	Nolan Smith
2018	Nolan Smith
2019	Zach Marcus
2020	William Avery
2021	William Avery

**CHRISTIAN LAETTNER & BRIAN DAVIS SCHOLARSHIP**

2006	Josh McRoberts
2007	Gerald Henderson
2008	David McClure
2009	Kyle Singler
2010	Mason Plumlee
2011	Ryan Kelly

**BILL JESSUP SCHOLARSHIP**

2003	Chris Duhon
2004	Daniel Ewing
2005	Patrick Johnson
2006	Jamal Boykin
2007	Martynas Pocius
2008	Lance Thomas



## Jon Jackson

DEPUTY ATHLETICS DIRECTOR/  
MEN'S BASKETBALL & EXTERNAL AFFAIRS  
21ST SEASON AT DUKE  
PENN STATE, 1990

Jon Jackson serves as Deputy Director of Athletics/Men's Basketball and External Affairs. He moved into his current role in October 2018 after serving as the Senior Associate

Athletics Director for External Affairs and leading a staff of more than 40 employees in the digital/social media, marketing and promotions, media relations, ticket operations, and video production departments since 2013.

Jackson serves as the senior administrator of Duke's highly successful men's basketball program that includes the coordination and supervision of overall program logistics. He continues as the program's communications strategist and manages media and branding activities specifically relating to Duke Head Basketball Coach Mike Krzyzewski. He remains in an oversight role of Duke's External Affairs team, as well as acting as the school's liaison to the Atlantic Coast Conference regarding multimedia and broadcasting matters that included the linear launch of the ACC Network in August of 2019.

Previously, in addition to serving as the athletics department's primary liaison to several campus communication groups, Jackson was the administrator for the Blue Devils' wrestling program, which secured its best NCAA finish in 2018 and at that time, recorded its five highest NCAA Championships placements from 2014-18 as a non-scholarship program. In 2012, he coordinated a search that resulted in hiring wrestling coach Glen Lanham, who was the first African-American head coach in Duke Athletics history.

Now more than two decades into his Duke career, Jackson arrived in Durham in January 2000 after being named the school's Sports Information Director. Previously, he served as an Assistant Athletics Director for Communication at Southern Methodist University in Dallas. Jackson went to SMU after working for one year as a Staff Assistant at the University of Florida in 1990-91 and three years as a student assistant at the Penn State University SID office. He also interned with the United States Olympic Committee during the summer of 1990. A native of Lebanon, Pa., Jackson graduated from Penn State University with distinction in 1990 with a B.A. degree in mass communications.

Jackson and his wife Cheryl reside in Durham. He has two children - daughter Kailey and son Evan.



## Gerry Brown

EXECUTIVE ASSISTANT TO MIKE KRZYZEWSKI  
36TH SEASON AT DUKE

Now in her 36th year working at the university, Gerry Brown joined the Duke staff in October 1984 and moved to the Basketball Office in the fall of 1988. The 2020-21 season marks her 27th as Mike Krzyzewski's Executive Assistant.

Brown works closely with numerous senior university and athletic administrators and the Duke Basketball staff in coordinating Krzyzewski's calendar and speaking engagements on and off campus, and assists Coach K with all of his travel and recruiting responsibilities.

She has previously worked for Duke's Physical Education Department and the Athletics Ticket Office.

Brown and her husband Philip reside in Durham.



## Todd Mesibov

SENIOR ASSOCIATE AD/COMPLIANCE &  
RISK MANAGEMENT  
13TH SEASON AT DUKE  
CARLETON, 1997

Todd Mesibov joined the Duke staff in November of 2006 and serves as the department's Senior Associate Director of Athletics/Compliance & Risk Management.

Mesibov, who also serves as the secondary administrator for the men's basketball program, majored in economics and graduated from Carleton (Minn.) College in 1997, where he was a three-year letterman on the golf team. In 2002, he graduated from Michigan Law School, where he was Executive Editor of Michigan Law Review and was elected to the Order of the Coif. In addition, Mesibov clerked for the Honorable Terence T. Evans on the U.S. Court of Appeals for the Seventh Circuit and for the Supreme Court of Palau.

A member of the state bars of North Carolina, Minnesota, and Wisconsin, Mesibov joined Duke Athletics after working in the Business Law group of Foley & Lardner, LLP in Milwaukee, Wis.

A native of Chapel Hill, N.C., Mesibov is married to the former Katie Eyes of West Hartford, Conn., and the couple has two children, Nell and Milo.



## Angela Cox

ADMINISTRATIVE ASSISTANT/LEGACY FUND  
38TH SEASON AT DUKE

The 2020-21 season marks Angela Cox's 38th year working at Duke University. She was named Administrative Assistant for the Duke Basketball Legacy Fund in September of 2014.

In this role, she assists the deputy director of athletics and helps coordinate the day-to-day operations of the Legacy Fund.

Previously, Cox served as an electromyography technician for the Division of Neurology at the Duke University Medical Center, where her responsibilities included performing nerve conduction studies on patients while maintaining supplies for EMG machines, assisting the director with budget preparation and coordinating the annual chemodenervation workshop.

In addition to her time as an electromyography technician, Cox also held the position of medical secretary for the Division of Neurology for 25 years. During that time, she scheduled consultations and studies for patients, gathered relevant information and compiled records for new patients, served as the liaison with administrative personnel and acted as time manager for office personnel.

Cox, a Durham native, and her husband Cliff currently reside in Bahama, N.C.





## **Debbie K. Savarino**

**ASST. AD/SPECIAL EVENTS &  
DIRECTOR OF THE LEGACY FUND  
18TH SEASON AT DUKE  
DUKE, 1993**

Debbie K. Savarino joined the Duke staff in 2002 as the primary fund raiser for Duke's sports performance research facility, The K Lab. In 2004, she was named Assistant Director of the Legacy Fund and External Relations Director for Men's Basketball, and

was subsequently named Assistant Director of Athletics for Special Events and Director of the Legacy Fund in 2015.

Savarino is responsible for all special events involving the team within the Duke and Durham communities to include Countdown to Craziness, the annual team poster production, the end of season banquet and K Academy while maintaining relationships with the Duke Children's Hospital, The Emily K Center and The Jimmy V Foundation.

As Director of the Legacy Fund, Savarino is part of a fundraising team that has a current historical high of 67 active partners. This team has fully endowed the basketball program to include all player scholarships and coaching positions. Monies raised have also built and maintained the facilities used by the program.

Savarino also works hand in hand with Duke Corporate Education and Fuqua School of Business as a designer and facilitator for corporate events based on team work and leadership skills. These programs have been implemented by some of the world's top corporations.

A 1993 Duke graduate with a degree in sociology, Savarino is active in the Durham community, serving on the board at the Emily K Center and volunteering with the Duke Children's Hospital. She and her husband, Peter have four children, Joey, Michael, Carly and Emmie. Her son Michael is a sophomore on the Duke Basketball team this season.



## **Rachel Curtis**

**ASST. AD/ATHLETICS FACILITIES BRANDING &  
DIRECTOR OF THE LEGACY FUND  
19TH SEASON AT DUKE  
DUKE, 1996**

Rachel Fish Curtis joined Duke Athletics in 2001 and serves as Assistant Athletic Director for Athletics Facilities Branding and Director of the Legacy Fund.

Curtis is responsible for strategic design and environmental branding for all Athletics facilities, working closely with coaches and sports administrators to build the individual sport identities while implementing the overall Duke brand. In her current role, Curtis leverages her design and branding expertise in supervising athletic facility planning, design, and execution for all 27 of Duke's intercollegiate sports programs.

As Director of the Legacy Fund, Curtis works closely with the 67 active partners who support the men's basketball program. The Legacy Fund has fully endowed men's basketball scholarships as well as coaching salaries. In addition, the fund provides capital funding for facilities and additional program needs.

Curtis's responsibilities also include supervision of initiatives and special projects related to Men's Basketball, including the annual K Academy. She received her Bachelor's Degree (English) from Duke University in 1996.

A native of North Carolina, Curtis lives in Durham with her husband, David Curtis, and their three children - Ben, Sophie, and Tilly.



## **Ginny Ramirez-DelToro**

**PH.D.  
THE STEVE & MELINDA DUNCKER  
ACADEMIC COORDINATOR  
SECOND SEASON AT DUKE  
DUKE, 2001**

Ginny Ramirez-DelToro joined the Duke Athletics staff in August of 2019 and serves as an Academic Coordinator for men's basketball.

Raised in Durham, N.C., Ramirez-DelToro was originally born in Puerto Rico before moving to North Carolina at an early age. She graduated from Duke in 2001 with a degree in Psychology. She went on to obtain a master's degree in Reading at Winthrop University in 2010 before earning her Ph.D. in Language, Literacy and Culture from the University of Pittsburgh in 2017.

Ramirez-DelToro recently served as a mentor and tutor for Duke men's basketball from 2018-19, and previously worked within the men's basketball office as a secretary in 2001-04.



## **Laura Ann Howard**

**STAFF ASSISTANT  
33RD SEASON AT DUKE**

Laura Ann Howard is in her 33rd season in the Duke Basketball office as a Staff Assistant. She works closely with the Duke assistant coaches, assisting them with their schedules, travel and recruiting responsibilities.

Howard coordinates administrative duties involving the Duke basketball staff and players. She is also in charge of coordinating all player autograph requests.

She spent her first two years at Duke in the Center for Living, before moving to Basketball.

Howard and her husband, Steve, have two daughters, Rachel Ann and Emma, and a son, Jake.



## Will Stephens

**SPORTS PERFORMANCE COACH  
22ND SEASON AT DUKE  
NC CENTRAL, 1987**

Joining Duke Athletics in 1998, Will Stephens has been with the Blue Devils for more than two decades. Stephens has spent his entire career at Duke as the Head Sports Performance Coach for the men's basketball program, and 17 years in the same role with women's basketball until 2016. Stephens is a member of the National Strength and Conditioning Association, and has held its certification of Strength and Conditioning Specialist since 1996.

Stephens' hub is the Michael J. Krzyzewski Center, where he oversees player development in the state-of-the-art weight room and practice courts. During his time with Duke's basketball program, he has coached 42 NBA players, 21 WNBA players, 32 NBA first-round draft picks (including 23 lottery picks) and 11 WNBA first-round draft picks.

Thanks in part to Stephens' emphasis on the physical development of his athletes, former Blue Devils have posted 36 top-10 finishes in the 6-NBA-Combine-Test since 2000. He has been a part of 17 ACC regular-season championships, 20 ACC tournament titles, nine Final Fours, and three National Championships.

Prior to Duke, Stephens worked in law enforcement for 13 years. He was also an accomplished powerlifter, winning three State Drug-Free Powerlifting Championships from 1991 to 1993. Stephens set the state record for deadlift (661 pounds) in 1993 and won a gold medal at the 1994 World Championships for Law Enforcement.

A native of Whiteville, N.C., he graduated from North Carolina Central University in 1987 with a degree in Criminal Justice. Stephens is married to wife Nancy and has one son, William "PJ" Stephens.



## Nick Potter

**DPT, ATC, LAT, OCS, SCS, CSCS, EMR  
DIRECTOR OF HIGH PERFORMANCE  
& SPORT SCIENCE  
16TH SEASON AT DUKE  
MERCYHURST, 2001**

Nick Potter joined the Duke Athletics staff in 2005 and serves as the Director of High Performance and Sports Science for Men's Basketball.

As Director of High Performance and Sports Science, Potter coordinates player health, performance, recovery, and wellness with key team personnel to ensure optimal athlete individualization and holistic development. He has established a comprehensive system of data collection, analysis, and reporting to monitor and maximize athlete development, wellness and readiness for high performance.

Potter also carries out the team's Biomechanical Enhancement Program in conjunction with the strength & conditioning program and establishes rehabilitation return to play protocols integrating the medical, performance and coaching staffs.

Potter serves on the Integrative Performance Excellence Group, a unit comprised of directors in the areas of Sports Performance, Athletic Medicine, Sports Nutrition and Behavioral Health, as well as individuals representing psychological services, team physicians and primary care physicians.

He has lectured over 40 times nationally and internationally at various sports medicine conferences/courses, as well as authored several journal articles and book chapters. In addition to his role with Duke Basketball, Potter also provides medical coverage for the USA Olympic Shooting team, previously covering the 2008 Summer Olympics in Beijing and 2016 Summer Olympics in Rio de Janeiro.

Potter earned his Doctorate in Physical Therapy from Duke University School of Medicine in 2004. After graduation from Duke, he completed a combined orthopedic residency/manual therapy fellowship at Sports Medicine of Atlanta, which was then followed by a Sports Physical Therapy Fellowship at Duke Sports Medicine. Potter earned his Bachelor's degree in Sports Medicine with Emphasis in Athletic Training and Pre-Physical Therapy at Mercyhurst College in 2001.



## Jose Fonseca

**MS, ATC, LAT  
ASSISTANT DIRECTOR OF ATHLETIC MEDICINE/  
HEAD MEN'S BASKETBALL ATHLETIC TRAINER  
17TH SEASON AT DUKE  
PENN STATE, 1997**

Jose Fonseca joined the Duke staff in 2004 and has served as the Head Men's Basketball Athletic Trainer since that time. He was elevated to Assistant Director of Athletic Medicine in July of 2018 along with his current role.

Fonseca came to Duke after spending two seasons in a similar role at University of Nebraska, where he also assisted with the Cornhuskers' nationally-ranked football program. Prior to Nebraska, he was the athletic trainer for the men's basketball and baseball teams at East Tennessee State University from 1999-2002.

Fonseca graduated from The Pennsylvania State University in 1997 with a bachelor of science degree in exercise and sports science with an emphasis in athletic training. He earned a master's degree in kinesiology in 1999.

Since becoming NATABOC certified in 1997, Fonseca has presented on multiple occasions at conferences and national symposiums. He also was part of a research team that was published in the Journal of Orthopaedic & Sports Physical Therapy studying the effects of lateral ankle sprains. Fonseca also served on the Cramer Advisory Board from 2016-2018, which consisted of athletic trainers from around the country that aid Cramer in their product development. He chaired the board from 2017-2018.

Fonseca is married to the former Janna Cinnamon of Omaha, Neb. The couple has one son, Pedro "Pete," and one daughter, Alexis "Lexi."



## Zach Marcus

**VIDEO COORDINATOR  
THIRD SEASON AT DUKE  
DUKE, 2018**

Following a four-year stint as a Duke Basketball manager, Zach Marcus joined the Blue Devils in the summer of 2018 as a Staff Assistant and was elevated to Video Coordinator prior to the 2019-20 season.

In this role, Marcus oversees all aspects of the team's video needs, including opponent scouting, film exchange, managing the video room and supplying the coaching staff with game film.

As a four-year manager, he assisted in the management of the team's daily practices, supported team travel and logistics, coordinated meal orders and aided in players' workouts and training. He was also actively involved in video, scouting, developing offensive play diagrams and collecting advanced statistics. In 2018, he received the Gopal Varadhan Senior Manager Award.

While also with Duke, Marcus was directly involved with the organization of head coach Mike Krzyzewski's Summer Camps and K Academy, Coach K's summer fantasy camp.

While a student, Marcus spent the summers of 2016 and 2017 as a video intern with the Miami Heat.

A five-time member of Duke's Dean's List, Marcus earned his bachelor's degree in public policy in 2018. The native of Boca Raton, Fla., was a four-year basketball player at West Boca Raton High School. His brother, Trevor, is a current Duke Basketball manager.





## R.J. Hunter

**ASSISTANT DIRECTOR OF OPERATIONS  
& VIDEO ANALYST  
FOURTH SEASON AT DUKE  
ARKANSAS, 2012**

Roderick (R.J.) Hunter joined the Duke Athletics staff prior to the 2018-19 basketball season, and was named the Assistant Director of Operations and Video Analyst for the men's basketball program in October 2019. Prior to that position, he served for two seasons as the Video Coordinator for women's basketball.

In this role with men's basketball, he will assist both the program's Video Coordinator and Director of Operations in daily team needs relating to video, scouting and logistics. Hunter will aid in film breakdown, logging and videos for player development. His role the previous year with women's basketball was in a similar capacity.

Prior to Duke, Hunter served in a similar position for the women's basketball team at University of the Pacific. He began his collegiate basketball career with the University of San Francisco women's basketball team, as the Assistant Video Coordinator.

Hunter earned his Bachelor's Degree in Recreation & Sport Management, with a minor in Communication, from the University of Arkansas in 2012. He would go on to earn his Master's Degree in Sport Management from the University of San Francisco in 2015. He was born and raised in Little Rock, Ark.



## Will Avery

**SECOND SEASON AT DUKE**

A point guard at Duke under Mike Krzyzewski from 1997-99, Will Avery has returned to campus to complete his undergraduate degree and assists the program as a manager while taking class.

He was drafted with the 14th overall pick by the Minnesota Timberwolves following his sophomore season in 1999 and played three seasons in the NBA with Minnesota. Avery then played professionally overseas until his retirement from pro

basketball in 2012, where he returned to his hometown of Augusta, Ga., and began the Will Avery Basketball Academy.

A Parade All-American at Oak Hill Academy, which also produced Duke greats Nolan Smith and Quinn Cook, Avery was part of the top recruiting class in the nation in 1997 that also included Elton Brand, Shane Battier and Chris Burgees.

Avery's Duke teams compiled a record of 69-6, including a stretch of 32 straight wins in 1999 that was halted in the National Championship game. They Blue Devils went 31-1 ACC play and won two regular season titles and one tournament title. He was a second-team All-ACC pick in 1999.

He and his wife Chasity have two daughters Yasmine and Autumn.



## Cedric Prowell

**EQUIPMENT OPERATIONS MANAGER  
11TH SEASON AT DUKE  
ALABAMA, 2009**

Cedric Prowell joined the Duke Athletics staff in February 2010 and is in his fourth full season as equipment operations manager for the Duke men's basketball program.

Prior to moving to the equipment office, Prowell worked in the Duke strength and conditioning department.

A native of Tuscaloosa, Ala., Prowell is a 2009 graduate of the University of Alabama. He previously worked in the strength and conditioning field at both his alma mater and Ohio State University.

He and his wife Jasmine have two children -- son, Jackson, and daughter, Emerson.

### MEN'S BASKETBALL MANAGERS



**TREVOR MARCUS**

Senior Manager  
Boca Raton, Fla.



**SETH SCOTT**

Senior Manager  
Asheville, N.C.



**JEREMY SHUSTER**

Senior Manager  
Dix Hill, N.Y.



**JEREMY SPIERA**

Senior Manager  
New York, N.Y.



**ELIJAH WILLIAMS**

Senior Manager  
Orlando, Fla.

Chris Simmons	Junior	Los Angeles, Calif.
Grayson Sherr	Junior	Princeton, N.J.
Kai Shimojo	Junior	Tokyo, Japan
Dylan Geller	Sophomore	Fort Lauderdale, Fla.
Julia Bateman	Sophomore	Rye, N.Y.
Leonardo Nicastro	Sophomore	Miami, Fla.



## David Bradley

CREATIVE DIRECTOR  
17TH SEASON AT DUKE  
DUKE, 2004

David Bradley, who has served on the Duke men's basketball support staff for 15 years, enters his third as the program's Creative Director. In this role, Bradley leads the unit that oversees the @DukeMBB social media strategy, messaging and branding. He also assists the coaching staff in recruiting.

Bradley has been involved with Duke's branding and recruiting efforts for almost two decades, helping Duke Basketball become the most-followed program in college athletics. Bradley is tasked with keeping the Blue Devils at the forefront of social media strategy, recruiting, and former player relations.

With Bradley leading the charge, the Blue Devils streamlined their social media efforts in the fall of 2016 to bring Duke Basketball social media and branding under one umbrella, @DukeMBB. Previously, Bradley oversaw the successful Duke Blue Planet brand, managing the DBP social media channels, website and recruiting functions on a daily basis. Duke Blue Planet has since transitioned into a long-form video series showcasing the Duke Basketball program.

Duke Basketball has been a trend-setter in creative media during Bradley's time with the program. Highlights include:

- With over four million followers, Duke is the most followed program in college sports on social media (Twitter, Facebook, Instagram, YouTube). The program has a larger social media following than over half the major U.S. pro franchises (NBA, NFL, MLB, NHL).
- Duke Basketball generates over \$45 million in brand value each year on social media – tops in college sports.
- In 2018-19, Duke Basketball became the first college program to generate one billion impressions through social media.
- First college program to reach two million followers on Twitter
- First college program to reach one million followers on Instagram... As of the end of the 2018-19 season, Duke Basketball had more Instagram followers than all other college basketball conferences combined.
- First college program to reach 100,000 followers on YouTube
- First sports team to release a video with 50+ former players filmed/included ("The Brotherhood" video was a finalist for "Best Use of Instagram" in all of sports at the Hashtag Sports Awards in 2019)
- First college basketball program to launch a vlog-style long-form series on social media ("Duke Blue Planet" won best series in college sports at the SVG Awards in 2019)
- Duke also won an SVG Award in 2020 for outstanding short-form fan engagement in college athletics
- "The Brotherhood" - a creative extension of the Duke Basketball social media brand to promote the program's incredible lineage of outstanding players

The West Simsbury, Conn., native earned a degree in sociology from Duke in 2004, graduating cum laude while working in the Duke Basketball office for three years. He served as the program's director of basketball operations for four years before being elevated to the position of creative director in March 2018. Bradley has been on staff at Duke for the program's last two national championships and published a book ("Worthy Champions") after the 2010 title.

Bradley and his wife, Gina, assistant director of athletics for business operations at Duke, reside in Durham with their daughter, Quinn, son, Owen, and dog, Piper.

## DUKE MEN'S BASKETBALL SETS THE SOCIAL MEDIA & CREATIVE STANDARD IN COLLEGE SPORTS

### MOST COMBINED SOCIAL MEDIA FOLLOWERS IN COLLEGE SPORTS (TWITTER, FACEBOOK, INSTAGRAM, TIKTOK, YOUTUBE)

School	Sport	Followers*
Duke	Men's Basketball	4.6 million
Alabama	Football	3.3 million
LSU	Football	2.9 million
Michigan	Football	2.7 million

\*as of November 2020

### MOST TWITTER FOLLOWERS IN COLLEGE BASKETBALL

School	Conference	Followers*
Duke	ACC	4.6 million
Kentucky	SEC	1.8 million
North Carolina	ACC	1.6 million
Kansas	Big 12	1.5 million

\*as of November 2020

### @DUKEMBB SOCIAL MEDIA NOTES AND HIGHLIGHTS

- @DukeMBB is the most followed college basketball program on every major platform individually (Twitter, Facebook, Instagram, TikTok, YouTube).
- @DukeMBB boasts more combined followers than over half of the individual professional sport franchises in MLB, NBA, NFL and NHL.
- @DukeMBB has more combined social followers than the rest of the teams in the ACC combined. Duke's following is more than double any other college hoops program.
- During the 2019-20 season, @DukeMBB accounted for 18% of all Instagram interactions across every Division-I men's basketball program nationwide.
- Since the start of the 2018-19 season, @DukeMBB has generated nearly 63 million interactions on Instagram -- that's nearly 42 million more interactions than the next closest programs (North Carolina, 20.3 million and Kentucky, 19.5 million).







## **Mike DeGeorge**

**EXECUTIVE DIRECTOR OF COMMUNICATIONS  
FOURTH SEASON AT DUKE  
DAYTON, 2005**

Mike DeGeorge joined the Duke Athletics staff in November of 2017 and serves as the Executive Director of Communications. He is the primary communications contact for the men's basketball and men's golf programs, and was promoted to oversight of the department's communications staff in 2019.

In his role with men's basketball, DeGeorge manages media activities and publicity for the school's high-profile program. He works with the student-athletes and staff on best practices for speaking with the media, coordinates interview requests, manages game credentials, and works closely with the program's @DukeMBB creative team. In his time at Duke, he has promoted two National Players of the Year, three consensus first-team All-America selections and three ACC Players of the Year.

DeGeorge came to Durham following a nearly two-year stint as the Assistant Athletics Director for Communications and Broadcasting at Kennesaw State. While with the Owls, DeGeorge led, managed and oversaw the athletics communications, media and broadcasting units.

Prior to his tenure in Kennesaw, he worked in the sports information departments at Georgia Tech and the University of Richmond. DeGeorge served as the primary contact for football and baseball at Georgia Tech and with the Richmond football team, which won the 2008 Division I National Championship.

A native of Buffalo, N.Y., DeGeorge earned a bachelor's degree at the University of Dayton.



## **Kyle Williams**

**COMMUNICATIONS STAFF ASSISTANT  
SECOND SEASON AT DUKE  
TENNESSEE, 2018**

Kyle Williams joined Duke Athletics in December 2019 as Communications Staff Assistant. He works primarily with the rowing, track & field and cross country programs, while serving as the secondary men's basketball contact.

A 2018 graduate of the University of Tennessee with a degree in journalism & electronic media, Williams spent two seasons as a Communications Intern with the Miami Dolphins (2018) and Tampa Bay Buccaneers (2019).

While a student at Tennessee, Williams worked in the Volunteers Sports Information office where he handled men's tennis and was the secondary softball contact.



## **Nolan Elingburg**

**SENIOR EDITOR/PRODUCER  
NINTH SEASON AT DUKE  
ELON, 2011**

Nolan Elingburg joined the Blue Devils staff in 2012 and currently serves as Senior Producer/Editor of Blue Devil Network working primarily with Duke's men's basketball program.

In his current role, he works with the @DukeMBB creative team to ensure that program recruiting, branding and social media needs are met, as well as maintaining responsibilities with GoDuke.com and Coach K's weekly TV show.

Prior to his appointment directly with men's basketball, Elingburg also produced video highlights and content for Duke's football and men's lacrosse programs.

A native of Greensboro, N.C., Elingburg graduated from Elon University in 2011 with a degree in broadcast journalism. While at Elon, Elingburg played baseball on the club team for four years and interned with the Greensboro Grasshoppers and TVGuide.com. He returned to Elon to earn his master's degree in interactive media in 2012 while also working as a videographer and web developer for the school's Athletic Department.

He and his wife Danielle had their first child, Jude, in October 2019.



## **Stephen Ochoa**

**CREATIVE CONTENT PRODUCER  
SECOND SEASON AT DUKE**

Stephen Ochoa joined the Duke Athletics department in July of 2019 and serves as Creative Content Producer for the men's basketball program.

Ochoa curates video content for the powerful @DukeMBB social media platforms, and is part of the program's creative team.


He joined the Blue Devils after serving in a similar role at Princeton University for one year.

Before Princeton, Ochoa worked in various content creation roles at the University of Delaware while pursuing his undergraduate degree in political science.

### **MEN'S BASKETBALL CREATIVE TEAM STUDENT STAFF**



**MADISON COOK**  
Senior  
Dallas, Texas



**ZACK SAMBERG**  
Senior  
Rye, N.Y.



## **Reagan Lunn**

**DIRECTOR OF ATHLETICS PHOTOGRAPHY  
FIFTH SEASON AT DUKE  
NORTH TEXAS, 2007**

Reagan Lunn joined Duke Athletics in September of 2016 and serves as the department's Director of Athletics Photography.

Lunn oversees photography for Duke Athletics and works closely with the men's basketball program for game photography, creative photo shoots and for content specific to the program's social media platforms.

A 2007 graduate of the University of North Texas and 2013 graduate of the Duke Divinity School, Lunn and his wife, Ashley, have two sons, Parker and Jacob.



## Mikaela Ryan

ASSOCIATE DIRECTOR OF GAME OPERATIONS  
& CHAMPIONSHIPS  
FIFTH SEASON AT DUKE  
HOFSTRA, 2016

Mikaela Ryan joined the Facilities and Game Operations staff in February 2016. She is currently the Game Operations Manager for Men's Basketball, Women's Basketball and Volleyball.

Ryan was honored by her peers as the 2018-2019 Duke Athletics Excellence Award winner for demonstrating the true values of Duke Athletics in the office, on campus and in the community.

Prior to her current position, Ryan worked as a Sports Facilities Assistant at Hofstra University for three and a half years. She also worked in the athletic marketing/promotions and development departments for various special events. In the summer of 2015, Ryan served as the Coordinator for Volunteers for the 2015 NYC Triathlon where she oversaw 1,600 volunteers for race week.

Ryan, a native of Bellmore, N.Y., received her Bachelor's degree in Business Management from Hofstra University in 2016.



## Francis Dizon

MS, RD  
ASSISTANT SPORTS DIETITIAN  
THIRD SEASON AT DUKE  
CAL STATE LONG BEACH, 2015

Francis Dizon joined the Duke Athletics staff in July of 2018 as a Sports Nutrition Fellow and was promoted to Assistant Sports Dietitian in 2019.

Dizon came to Duke after working the previous year as a Performance Nutrition Intern with the men's basketball program at UCLA.

A native of Los Angeles, Calif., Dizon graduated from Cal State Long Beach in 2015 with a degree in nutrition and dietetics. He earned a master's degree in nutritional science from Cal State Long Beach in 2017.



## Elinor Hurt

ASSISTANT DIRECTOR OF ATHLETICS/  
TICKET OPERATIONS  
11TH SEASON AT DUKE  
DUKE, 2009

Elinor Hurt joined the Duke Athletics staff in June of 2009 and serves as the Assistant Director of Athletics/Ticket Operations.

A native of Rockwell, N.C., Hurt spent her first six years at Duke working in the development office including a stint as Director of the Iron Dukes Annual Fund. In July of 2016, she transitioned into the ticket office and, two years later, was elevated to a position on the department's senior leadership team.

Hurt graduated from Duke University in May of 2009 with degrees in psychology and political science.



## Meagan Arce

DIRECTOR OF SPORTS MARKETING  
THIRD SEASON AT DUKE  
OREGON STATE, 2014

Meagan Arce began her second stint with the Duke Athletics staff in July of 2018, and was promoted to Director of Marketing in October 2019.

In her current role, Arce is responsible for the marketing and promotions of the Duke men's basketball program, including all game day promotions, atmosphere enhancement programs, and the coordination of the department's men's basketball advertising efforts. She served previously in a similar capacity for the women's basketball program. Her first position with the Blue Devils was as Marketing Assistant during the 2014-15 academic year.

Arce returned to Duke after working three years at Iowa State University, most recently as an Assistant Director of Marketing.

A native of Coalinga, Calif., Arce graduated from Oregon State University in 2014 with a degree in marketing. As an undergraduate, she worked in the athletic marketing department.





# Kevin M. White

**VICE PRESIDENT & DIRECTOR OF ATHLETICS  
ADJUNCT PROF. OF BUSINESS ADMINISTRATION  
ST. JOSEPH'S COLLEGE, 1972**

Kevin M. White was named Duke University's vice president and director of athletics on May 31, 2008. He also serves as an adjunct professor of business administration at the university.

White, 69, arrived at Duke after leading Notre Dame's athletics program for eight years. In addition to previously holding AD positions at Arizona State University, Tulane University, the University of Maine and Loras College in Iowa, White has served in a number of

prominent national leadership roles within intercollegiate athletics, including his service in 2006-07 as president of the National Association of Collegiate Directors of Athletics (NACDA) and in 2005-06 as president of the Division I-A Athletic Directors Association.

Always in demand as a visionary leader, White currently serves as a member of the United States Olympic and Paralympic Committee (USOPC) Board of Directors. In October of 2017, White was selected to chair the newly formed USOPC Collegiate Advisory Council (CAC) to guide and strengthen Olympic sport programming at the collegiate level. The 10-member CAC is charged with bridging the gap between high-contributing collegiate stakeholders and the Olympic and Paralympic Movement.

A testament to the tremendous respect he has garnered within the college athletics community, White has earned multiple high profile awards throughout his career. That impressive list includes the GeneralSports TURF Systems Division I-A Central Region Athletic Director of the Year (2006), the NCAA Football Bowl Subdivision Under Armour AD of the Year Award presented by NACDA (one of four recipients in 2013), the National Football Foundation's John L. Toner award (2015), Sports Business Journal's Athletic Director of the Year award (2015), Bobby Dodd AD of the Year (2015) and the Carl Maddox Sports Management Award (2015).

Guided by the Strategic Plan that was approved by Duke's Board of Trustees in April of 2008, White made an immediate - and lasting - impact on Duke Athletics. In addition to leading the department to unprecedented success in competition, he reshaped the organization into a more efficient department; strengthened ties to both campus and community constituents through consistent outreach efforts; successfully oversaw Duke Athletics' record-breaking fundraising efforts; streamlined and invested in staffing and forged partnerships with major corporate entities to enhance revenue streams to historically high levels; commissioned and executed a master facilities plan to position Duke well into the 21st Century; implemented significant diversity and inclusion efforts for Duke Athletics; and emphasized a stronger commitment to the university's intramural, club and recreational sports programs.

Since White's arrival, Duke has captured eight NCAA Championships - women's tennis in 2009, men's basketball in 2010 and 2015, men's lacrosse in 2010, 2013 and 2014, and women's golf in 2014 and 2019 - and 23 ACC titles. On the strength of 16 teams participating in postseason competition and robust finishes in several sports, Duke ranked ninth in the 2019 Learfield Sports Directors' Cup standings, which determine an institution's all-around strength in intercollegiate athletics. The ninth place showing marked the 16th consecutive year that Duke has ended among the nation's top 35 programs. In 2011, Duke placed fifth, matching the school's best finish in the rankings and its 1171.50 points earned were the most in program history. In White's 12 years at Duke, the Blue Devils placed 17th (2009), 10th (2010), fifth (2011), 16th (2012), 12th (2013), ninth (2014), 20th (2015), 24th (2016), 32nd (2017), 11th (2018) and ninth (2019) in the Directors' Cup standings. Of note, the 2020 Cup standings were suspended due to COVID-19.

In the past 12 seasons, 116 Blue Devil teams have ranked among the nation's top 10 teams with 22 - men's basketball (2009, 2010, 2011, 2013, 2015, 2017, 2018, 2019, 2020), field hockey (2016, 2018), men's golf (2020), men's lacrosse (2010, 2013, 2014, 2018), women's golf (2012, 2015, 2019) and women's tennis (2009, 2010, 2014) - reaching No. 1. In all, 190 Duke squads advanced to NCAA postseason competition during White's Duke tenure. In 2018-19, Duke claimed the ACC championship in men's basketball while winning the national title in women's golf. Individually, Mitch Finesilver captured the ACC wrestling title at 149 pounds while the rowing V4 boat claimed the first gold medal in program history. Blue Devil student-athletes also claimed two ACC Scholar Athletes of the Year award and Zion Williamson was named the league's player of the year, rookie of the year and national player of the year by eight media outlets. In 2016, Duke was the only athletic department in the nation to have a football bowl champion, a Sweet 16 appearance in men's basketball and secure a baseball NCAA postseason berth and in 2018, Duke became just one of four schools over the past decade to win a bowl game, reach the Sweet 16 in both men's and women's basketball and advance to the Super Regional round in baseball in the same season.

Individually, 406 student-athletes earned All-America, 764 All-ACC and 331 All-Region or District honors the past 12 years. During White's tenure, Duke boasts 13 NCAA individual champions in Curtis Beach (indoor track and field heptathlon in 2012 and 2014), Juliet Bottorff (outdoor track and field 10k in 2011), Virginia Elena Carta (women's golf in 2016), Mallory Cecil (women's tennis in 2009), Abby Johnston (three-meter diving in 2011), Nick McCrory (platform diving in 2010, 2011, 2013 and 2014), and Becca Ward (women's fencing, saber in 2009, 2011 and 2012).

Academically, Duke teams continue to post strong performances under White. In the 2019-20 academic year, 24 of 27 Blue Devil varsity teams earned grade point averages of 3.0 or better during the fall and spring semesters. Additionally, 84 student-athletes earned Dean's List honors in the fall semester while recognition was not awarded in the spring due to COVID-19. Including 2019-20 when the Blue Devils established a new league record with 570 ACC Honor Roll selections, Duke has led the conference in honorees 32 times in the past 33 years.

In two key elements in tracking a department's academic success, Duke ranked among the nation's best again. Statistics for the Graduation Success Rate (GSR) indicated that 97 percent of freshmen student-athletes receiving scholarship aid or recruited individuals participating in programs that do not offer athletic aid graduated from Duke within six years. Fifteen Duke teams achieved a 100 percent GSR in the latest NCAA release. Also, 10 Blue Devil teams were ranked in the top 10 percent of their respective sports in the most recent Academic Performance Rate (APR) Report. In the 2019 report, Duke football (992) ranked tied for fourth among all FBS schools. In all, Duke totaled the highest APR scores among ACC institutions in 11 of the league's sports.

Last year, five Duke student-athletes were selected as CoSIDA Academic All-Americans. In White's 12-year tenure, former women's tennis player Parker Goyer won a Rhodes Scholarship (2009), pole vaulter Sally Liu (2009) and swimmer Allie Speidel (2011) earned Marshall Scholarships and swimmer Max St. George garnered the Fullbright Scholarship (2019).

Under White, Duke has continued its focus on outreach to the local community. Modeling the

NCAA Student-Athlete Development program's commitment to service, learning projects and outreach, more than 600 Duke student-athletes across all sports participated in community service initiatives during the 2019-20 academic year.

White's commitment to the overall mission of the university remains clear. A portion of ticket sales Blue Devil regular season home sporting events are directed annually to the Duke University Libraries and the Rubenstein-Bing Civic Student-Athlete Civic Engagement program (ACE). Per White's vision from 2011, the Duke Athletics Library Fund has generated significant unrestricted revenue for the Duke University Libraries to support teaching and research across the institution. The civic engagement program, known as ACE, was started in 2015 in a partnership with Stanford University. The foundation of the venture includes student-athletes from both Duke and Stanford working together in under-resourced communities in the United States and abroad. Through immersive three-week summer service assignments that started with 40 student-athletes from the two schools in 2016, the student-athletes had opportunities otherwise not afforded to them during the school year due to academic and athletic responsibilities.

In fall of 2012, Duke University announced the \$3.25 billion Duke Forward fundraising campaign for priorities across Duke's 10 schools, Duke Medicine and a range of university programs. Included in the campaign was a \$250 million goal for Duke Athletics to be divided three ways - for facility enhancements and support (\$100 million), endowment income (\$50 million) and operating funds (\$100 million). The initial \$250 million goal was exceeded by the Duke Athletics fundraising team by more than \$100 million (\$365 million was raised in the campaign that ended June 30, 2017). Several significant facility projects were completed, including major renovations to Brooks Field at Wallace Wade Stadium, including Blue Devil Tower and the Davis Family Kicking Field at the Brooks Practice Facility, a grand entrance and entertainment space to the front of iconic Cameron Indoor Stadium (Rubenstein Pavilion), and the Scott Family Athletics Performance Center that now houses several of Duke Athletics' administrative units, as well as new strength and conditioning and sports medicine areas, a ticket office and team merchandise store.

White, who holds a Ph.D. in education, has taught graduate-level classes since 1982 and currently teaches a sports business course in Duke's Fuqua School of Business as part of Duke's MBA program.

In August 2003, SI.com (the Sports Illustrated web site) listed White, then at Notre Dame, third in its rankings of the most powerful people in college football. In January 2004, The Sporting News listed him in its Power 100 as third among five names in the "front office" category (and the lone college athletics director among the 100).

White has served on numerous NCAA committees, including the NCAA Council, formerly the association's highest governing body. In 2012, White was among a select group of college and professional administrators asked to serve on the Expert Advisory Board for the Knight Commission. Moreover, he was the secretary of NCAA Football, a non-profit corporation acting as the "collective voice to promote college football."

In 2019-20, White served as the Chair of the NCAA Division I Men's Basketball Committee. For several years, he was a member of the Advocates for Athletic Equity Board of Directors (formerly BCA) and a representative with the football Bowl Championship Series. In addition, he previously was an ex-officio member of the Sugar Bowl Committee during his tenure at Tulane, was a member of the Rose Bowl Management Committee while at Arizona State, and also worked closely with the Fiesta Bowl during his stay in Tempe.

Before becoming an administrator, White served as head track and field coach at Southeast Missouri State and assistant cross country and track and field coach at Central Michigan. He began his coaching career at Gulf High School in New Port Richey, Fla., coaching cross country and track and assisting in football and wrestling.

White earned his Ph.D. from Southern Illinois University in 1983 with an emphasis on higher education administration. In 1985, he completed postdoctoral work at Harvard University's Institute for Educational Management. He earned his master's degree in athletics administration from Central Michigan University in 1976 and his bachelor's degree in business administration in 1972 from St. Joseph's College in Rensselaer, Ind., where he also competed as a sprinter.

Additionally, White was recognized with honorary degrees from Loras College (2012), the United States Sports Academy (2007) and St. Joseph's College (2001). White is also a Notre Dame Honorary Monogram Club Member, and in 2008 he and his wife, Jane, were named Notre Dame Honorary Alumni. He has been enshrined into the Irish America Hall of Fame, Suffolk Sports Hall of Fame and Loras College Hall of Fame.

White and his wife, Jane, a former college track and field coach, have five children and 14 grandchildren.

## CURRENT OR FORMER DIRECTORS OF ATHLETICS MENTORED BY DR. KEVIN WHITE

<b>Sandy Barbour</b> Tulane California *Penn State	<b>Sandy Hatfield Clubb</b> Drake	<b>Rudy Keeling</b> (deceased) Emerson Commissioner, ECAC	<b>Jim Sterk</b> Washington State San Diego State *Missouri
<b>David Benedict</b> Connecticut	<b>Tom Collins</b> Ball State	<b>Ian McCaw</b> Northeastern Massachusetts Baylor *Liberty	<b>Norwood Teague</b> VCU Minnesota
<b>Josh Berlo</b> *Minnesota Duluth	<b>Boo Corrigan</b> Army West Point *NC State	<b>Mike Cragg</b> *St. John's	<b>Tim Van Alstine</b> Western Illinois Cardinal Stritch
<b>Bob Bierie</b> Loras	<b>Bubba Cunningham</b> Ball State Tulsa *North Carolina	<b>Bernard Muir</b> Georgetown Delaware *Stanford	<b>Bruce Van de Velde</b> Utah State Iowa State Louisiana Tech
<b>Thomas Boeh</b> Ohio University Fresno State	<b>Scott Devine</b> St. Mary's (Md.)	<b>Jim Phillips</b> Northern Illinois *Northwestern	<b>Stan Wilcox</b> Florida State
<b>Greg Capell</b> Loras	<b>Herman Frazier</b> Alabama-Birmingham Hawaii	<b>Donald Reed</b> Prairie View A&M	<b>Mark Wilson</b> *Tennessee Tech
<b>Vic Cegles</b> Long Beach State	<b>Gerald Harrison</b> *Austin Peay	<b>Chris Reynolds</b> *Bradley	*Active
<b>Allen Green</b> Buffalo *Auburn		<b>Bill Scholl</b> Ball State *Marquette	

## Senior Administration

**DR. KEVIN WHITE**Vice President &  
Director of Athletics**DR. CHRIS KENNEDY**Senior Deputy  
Director of Athletics**NINA KING**Deputy Director of Athletics/  
Administration, Legal Affairs  
and Chief of Staff**TOM COFFMAN**Deputy Director of Athletics/  
Development**JON JACKSON**Deputy Director of Athletics/  
Men's Basketball & External  
Affairs**MITCH MOSER**Deputy Director of Athletics/  
Chief Financial Officer**TROY AUSTIN**Senior Associate Director of  
Athletics/Internal Affairs**BRAD BERNDT**Senior Associate Director of  
Athletics/Student Services**ART CHASE**Senior Associate Director of  
Athletics/External Affairs**TODD MESIBOV**Senior Associate Director of  
Athletics/Compliance  
& Risk Management**BOB WEISEMAN**Senior Associate Director  
of Athletics/Facilities, Game  
Operations, Championships**HEATHER RYAN**Associate Director of Athletics/  
Academic Services & Senior  
Woman Administrator**LESLIE BARNES**Associate Director of Athletics/  
Student-Athlete Development**JOE MANHERTZ**Associate Director of Athletics/  
Iron Dukes Major Gifts**MIKE SOBB**Associate Director of Athletics/  
Resource Acquisition**JACK WINTERS**Associate Director of Athletics/  
Iron Dukes**GINA BRADLEY**Assistant Director of Athletics/  
Business Operations**ELINOR HURT**Assistant Athletic Director/  
Ticket Operations**RACHEL CURTIS**Assistant Athletic Director/  
Facilities Branding/Director of  
the Legacy Fund**TONY SALES**Assistant Director of Athletics/  
Student-Athlete External Affairs**DEBBIE K. SAVARINO**Assistant Director of Athletics/  
Special Events & Director of the  
Legacy Fund**FELICIA TITTLE**Executive Director/Recreation &  
Physical Education**HAP ZARZOUR**Executive Director/Athletic  
Medicine & Chair of Integrative  
Performance Excellence Group**JAMES COLEMAN**

Chairman, Duke Athletic Council

**MARTHA PUTALLAZ**

Faculty Athletic Representative



## 2019-20 IN REVIEW

---

<b>Results</b>	<b>54</b>
<b>Final Statistics</b>	<b>55</b>
<b>Highs/Lows</b>	<b>56</b>
<b>Box Scores</b>	<b>57-62</b>
<b>ACC Team Stats</b>	<b>62-63</b>
<b>ACC Individual Stats</b>	<b>63</b>



## 2019-20 Results

OVERALL RECORD: 25-6 (HOME: 15-2; ROAD: 7-4; NEUTRAL: 3-0)

ACC RECORD: 15-5 (HOME: 9-1; ROAD: 6-4)

Date	AP Rank	DU	OPP	Opponent	Result	High Points	High Rebounds	High Assists	High Steals	High Blocks	Attendance
N 5	4	3		Kansas - 1	W, 68-66	Jones (15)	Jones & Carey (6)	Jones (7)	O'Connell (3)	Carey (2)	# 19,812
N 8	4	-		COLORADO STATE	W, 89-55	Stanley (19)	Stanley (7)	Jones (8)	Three players (2)	Carey (2)	# 9,314
N 12	2	-		CENTRAL ARKANSAS - 2	W, 105-54	Hurt (19)	Carey (10)	Goldwire (4)	Moore (4)	Stanley (3)	# 9,314
N 15	2	-		GEORGIA STATE - 2	W, 74-63	Jones (31)	Carey (14)	Jones (6)	Jones (4)	Carey (2)	# 9,314
N 21	1	-		California - 2	W, 87-52	Carey (31)	Carey (12)	Jones (7)	Five players (1)	Carey (4)	12,606
N 22	1	-		Georgetown - 2	W, 81-73	Stanley (21)	Carey (10)	Jones (7)	DeLaurier (3)	Jones (2)	13,777
N 26	1	-		STEPHEN F. AUSTIN	OT L, 83-85	Carey (20)	Carey (11)	Jones (12)	Jones (4)	Carey (7)	# 9,314
N 29	1	-		WINTHROP	W, 83-70	Hurt (20)	Carey (10)	Jones (6)	Goldwire (5)	Goldwire (2)	# 9,314
D 3	10	11		Michigan State - 3	W, 87-75	Carey (26)	Carey (11)	Jones (12)	Jones & White (3)	Carey & Hurt (3)	# 14,797
D 6	10	-		Virginia Tech *	W, 77-63	Jones (15)	Jones & Goldwire (6)	Jones (15)	Goldwire (2)	White (2)	# 9,275
D 19	4	-		WOFFORD	W, 86-57	Baker (22)	Carey (10)	Goldwire (5)	Four players (1)	Robinson (3)	# 9,314
D 28	4	-		BROWN	W, 75-50	Carey (19)	Moore (7)	Goldwire (5)	Moore (4)	Three players (2)	# 9,314
D 31	2	-		BOSTON COLLEGE *	W, 88-49	Hurt (25)	Carey (9)	Jones (10)	Two players (2)	Carey (4)	# 9,314
J 4	2	-		Miami *	W, 95-62	Carey (24)	Carey (9)	Jones (5)	Hurt (3)	Hurt (2)	7,049
J 8	2	-		Georgia Tech *	W, 73-64	Jones (16)	Jones (8)	Jones (7)	Goldwire & Jones (3)	Hurt & DeLaurier (2)	# 8,600
J 11	2	-		WAKE FOREST *	W, 90-59	Jones (23)	Carey & White (6)	Goldwire (6)	Jones (4)	White (3)	# 9,314
J 14	3	-		Clemson *	L, 72-79	Carey (20)	Carey (7)	Two players (4)	Goldwire (4)	Carey & Hurt (1)	8,464
J 18	3	11		LOUISVILLE *	L, 73-79	Stanley (24)	Stanley (11)	Jones (7)	White (5)	Baker (2)	# 9,314
J 21	8	-		MIAMI *	W, 89-59	Hurt (22)	DeLaurier (9)	Jones (6)	Goldwire (2)	Hurt (3)	# 9,314
J 28	9	-		PITTSBURGH *	W, 79-67	Carey (26)	Carey (13)	Jones (8)	Three players (1)	Four players (1)	# 9,314
F 1	9	-		Syracuse *	W, 97-88	Carey (26)	Carey (17)	Jones (6)	O'Connell (2)	Five players (1)	31,458
F 4	7	-		Boston College *	W, 63-55	Jones (18)	Carey (10)	Jones (4)	DeLaurier (2)	Carey & Moore (1)	# 8,606
F 8	7	-		North Carolina *	OT W, 98-96	Jones (28)	Moore (10)	Jones (6)	Goldwire & Jones (3)	Moore & White (1)	# 21,500
F 10	7	8		FLORIDA STATE *	W, 70-65	Two players (13)	Carey (10)	Jones (6)	Carey (2)	DeLaurier (2)	# 9,314
F 15	7	-		NOTRE DAME *	W, 94-60	Carey (21)	Hurt (9)	Jones (6)	O'Connell (4)	Carey (2)	# 9,314
F 19	6	-		NC State *	L, 66-88	Carey (27)	Carey (12)	Jones (4)	Jones (2)	Carey (3)	# 19,515
F 22	6	-		VIRGINIA TECH *	W, 88-64	Stanley (21)	Hurt (10)	Two players (4)	Four players (1)	Hurt & Stanley (2)	# 9,314
F 25	7	-		Wake Forest *	2OT L, 101-113	Moore (25)	Carey (7)	Jones (9)	Moore (3)	Robinson (3)	11,681
F 29	7	-		Virginia *	L, 50-52	Carey & Jones (17)	Carey (10)	Jones (2)	Goldwire & Stanley (2)	Carey & DeLaurier (3)	# 14,629
M 2	12	-		NC STATE *	W, 88-69	Stanley (18)	Carey (7)	Goldwire (5)	Jones (4)	Carey & Stanley (2)	# 9,314
M 7	12	-		NORTH CAROLINA *	W, 89-76	Carey (25)	Carey (10)	Jones (11)	DeLaurier (3)	Robinson (4)	# 9,314

Duke/opponent AP ranking at time of game

Home games in caps

\* - denotes ACC opponent

# - denotes sellout crowd

1 - State Farm Champions Classic (Madison Square Garden; New York, N.Y.)

2 - 2K Empire Classic Benefiting Wounded Warrior Project (Nov. 21-22 at Madison Square Garden)

3 - Big Ten/ACC Challenge

## 2019-20 ATTENDANCE FIGURES

Site	Games	Total	Average
Home	17	158,338	9,314
Away	11	155,574	14,143
Neutral	3	46,195	15,398
<b>Totals</b>	<b>31</b>	<b>360,107</b>	<b>11,616</b>





**2019-20 Statistics**

**OVERALL STATISTICS (25-6)**

##	Player	GP	GS	Min	MPG	TOTAL		Pct	3-PT		Pct	FT	FA	Pct	REBOUNDS				PF	DQ	Ast	TO	Blk	Stl	Pts	PPG
						FG	FGA		FG	FGA					OR	DR	TR	RPG								
1	Vernon Carey Jr.	31	30	770	24.8	199	345	.577	8	21	.381	146	218	.670	83	189	272	8.8	85	4	30	63	49	22	552	17.8
3	Tre Jones	29	29	1028	35.4	162	383	.423	39	108	.361	108	140	.771	19	104	123	4.2	51	0	185	78	10	51	471	16.2
2	Cassius Stanley	29	29	796	27.4	128	270	.474	31	86	.360	77	105	.733	54	87	141	4.9	63	2	30	55	21	20	364	12.6
21	Matthew Hurt	31	22	639	20.6	110	226	.487	42	107	.393	40	54	.741	48	69	117	3.8	58	1	27	26	23	14	302	9.7
0	Wendell Moore Jr.	25	11	601	24.0	64	154	.416	4	19	.211	54	67	.806	40	66	106	4.2	53	1	47	61	6	22	186	7.4
15	Alex O'Connell	29	6	386	13.3	60	148	.405	21	77	.273	11	18	.611	16	49	65	2.2	21	0	22	22	2	22	152	5.2
13	Joey Baker	28	3	338	12.1	50	122	.410	28	71	.394	11	12	.917	2	22	24	0.9	47	0	21	15	6	14	139	5.0
14	Jordan Goldwire	31	15	746	24.1	58	119	.487	17	48	.354	14	22	.636	18	59	77	2.5	47	0	70	27	5	47	147	4.7
12	Javin DeLaurier	31	2	411	13.3	41	74	.554	1	6	.167	26	40	.650	37	73	110	3.5	70	3	16	23	27	19	109	3.5
41	Jack White	30	7	467	15.6	31	80	.388	17	52	.327	13	18	.722	24	62	86	2.9	44	0	23	22	22	22	92	3.1
50	Justin Robinson	15	1	102	6.8	16	31	.516	9	21	.429	1	2	.500	7	15	22	1.5	18	1	7	3	17	5	42	2.8
51	Mike Buckmire	8	0	16	2.0	1	5	.200	0	1	.000	0	0	.000	1	6	7	0.9	0	0	1	1	0	0	2	0.3
Team															45	49	94	3.1			13					
Total		31				920	1957	.470	217	617	.352	501	696	.720	394	850	1244	40.1	557	12	479	409	188	258	2558	82.5
Opponents		31				784	1879	.417	150	501	.299	389	580	.671	330	737	1067	34.4	588	-	367	464	121	225	2107	68.0

**CONFERENCE-ONLY STATISTICS (15-5)**

##	Player	GP	GS	Min	MPG	TOTAL		Pct	3-PT		Pct	FT	FA	Pct	REBOUNDS				PF	DQ	Ast	TO	Blk	Stl	Pts	PPG
						FG	FGA		FG	FGA					OR	DR	TR	RPG								
1	Vernon Carey Jr.	20	19	499	25.0	120	216	.556	4	15	.267	96	137	.701	51	118	169	8.5	58	3	23	43	24	15	340	17.0
3	Tre Jones	20	20	719	36.0	116	273	.425	27	73	.370	71	93	.763	13	78	91	4.6	35	0	118	46	6	31	330	16.5
2	Cassius Stanley	19	19	542	28.5	89	191	.466	21	64	.328	51	68	.750	35	62	97	5.1	46	2	23	37	9	8	250	13.2
21	Matthew Hurt	20	14	398	19.9	64	130	.492	29	71	.408	28	38	.737	26	48	74	3.7	39	1	17	13	16	9	185	9.3
0	Wendell Moore Jr.	14	6	363	25.9	34	81	.420	2	13	.154	42	48	.875	19	45	64	4.6	28	1	25	33	5	8	112	8.0
14	Jordan Goldwire	20	12	562	28.1	45	91	.495	15	38	.395	7	13	.538	18	42	60	3.0	36	0	45	21	1	31	112	5.6
15	Alex O'Connell	18	2	221	12.3	38	86	.442	12	42	.286	3	8	.375	8	28	36	2.0	13	0	11	14	2	15	91	5.1
50	Justin Robinson	9	1	73	8.1	16	27	.593	9	17	.529	1	2	.500	6	11	17	1.9	12	1	6	2	10	4	42	4.7
13	Joey Baker	17	2	191	11.2	22	70	.314	12	39	.308	3	4	.750	1	13	14	0.8	29	0	16	9	4	10	59	3.5
12	Javin DeLaurier	20	2	257	12.9	25	40	.625	1	4	.250	12	15	.800	16	44	60	3.0	44	2	7	15	20	11	63	3.2
41	Jack White	19	3	243	12.8	18	45	.400	12	31	.387	6	8	.750	11	24	35	1.8	28	0	7	12	15	12	54	2.8
51	Mike Buckmire	4	0	7	1.8	1	2	.500	0	0	.000	0	0	.000	1	2	3	0.8	0	0	1	0	0	0	2	0.5
Team															25	31	56	2.9			8					
Total		20				588	1252	.470	144	407	.354	320	434	.737	230	546	776	38.8	368	10	299	253	112	154	1640	82.0
Opponents		20				520	1239	.420	95	328	.290	272	389	.699	227	491	718	35.9	353	-	230	273	76	146	1407	70.3

**MISCELLANEOUS STATISTICS**

**SCORE BY PERIODS**

	1st	2nd	OT	OT2	Total
Duke	1,222	1,298	34	4	2,558
ACC only	775	829	32	4	1,640
Opponents	982	1075	34	16	2,107
ACC only	659	702	30	16	1,407

**GAMES AS LEADING SCORER**

Vernon Carey Jr.	12
Tre Jones	9
Cassius Stanley	5
Matthew Hurt	4
Joey Baker	1
Jordan Goldwire	1
Wendell Moore Jr.	1

**GAMES AS LEADING REBOUNDER**

Vernon Carey Jr.	22
Tre Jones	3
Cassius Stanley	2
Wendell Moore Jr.	2
Matthew Hurt	2
Jordan Goldwire	1
Jack White	1
Javin DeLaurier	1

**GAMES LEADING IN ASSISTS**

Tre Jones	26
Jordan Goldwire	7

**DOUBLE-FIGURE SCORING GAMES**

Vernon Carey Jr.	29
Tre Jones	25
Cassius Stanley	18
Matthew Hurt	16
Wendell Moore Jr.	10
Alex O'Connell	5
Joey Baker	4
Jordan Goldwire	4
Justin Robinson	2
Javin DeLaurier	2
Jack White	1

**DOUBLE-DOUBLES**

Vernon Carey Jr.	15
Tre Jones	3
Cassius Stanley	1
Wendell Moore Jr.	1
Matthew Hurt	1

**10+ ASSIST GAMES**

Tre Jones	4
-----------	---

**30+ POINT GAMES**

Tre Jones	1
Vernon Carey Jr.	1

**20+ POINT GAMES**

Vernon Carey Jr.	13
Tre Jones	6
Cassius Stanley	5
Matthew Hurt	3
Wendell Moore Jr.	1
Joey Baker	1

**10+ REBOUND GAMES**

Vernon Carey Jr.	15
Jack White	1
Cassius Stanley	1
Wendell Moore Jr.	1
Matthew Hurt	1

**DOUBLE-DOUBLES**

Vernon Carey Jr.	15
Tre Jones	3
Cassius Stanley	1
Wendell Moore Jr.	1
Matthew Hurt	1

**CHARGES DRAWN**

Opponent	34
Duke	27
Vernon Carey Jr.	6
Tre Jones	4
Wendell Moore Jr.	3
Javin DeLaurier	3
Joey Baker	3
Cassius Stanley	2
Jack White	2
Jordan Goldwire	1
Matthew Hurt	1
Alex O'Connell	1

**DUNKS**

Opponent	80
Duke	114
Vernon Carey Jr.	43
Cassius Stanley	32
Matthew Hurt	9
Alex O'Connell	9
Javin DeLaurier	8
Justin Robinson	6
Jack White	4
Wendell Moore Jr.	3

## Team Highs/Lows

		DUKE	OPPONENT
Points 1st Half	High	57 vs. Central Arkansas (11/12/19)	44 , twice, last by NC State (2/19/20)
	Low	21 at Boston College (2/4/20)	19 by Boston College (12/31/19)
Points 2nd Half	High	57 at Syracuse (2/1/20)	52 by Syracuse (2/1/20)
	Low	25 at Virginia (2/29/20)	21 by Brown (12/28/19)
Total Points	High	105 vs. Central Arkansas (11/12/19)	113 by Wake Forest (2/25/20)
	Low	50 at Virginia (2/29/20)	49 by Boston College (12/31/19)
FG Made	High	42 vs. Central Arkansas (11/12/19)	36, twice, last by North Carolina (2/8/20)
	Low	18 at Virginia (2/29/20)	18, four times, last by Miami (1/21/20)
FG Attempted	High	80 at North Carolina (2/8/20)	74 by Stephen F. Austin (11/26/19)
	Low	51 vs. Florida State (2/10/20)	50, twice, last by Virginia (2/29/20)
FG Percentage 1st Half	High	.625 [20-32] vs. Wake Forest (1/11/20)	.594 [19-32] by North Carolina (2/8/20)
	Low	.267 [8-30] at Boston College (2/4/20)	.217 [5-23] by Central Arkansas (11/12/19)
FG Percentage 2nd Half	High	.630 [17-27] vs. NC State (3/2/20)	.556 [15-27] by Clemson (1/14/20)
	Low	.310 [9-29] at Virginia (2/29/20)	.265 [9-34] by Notre Dame (2/15/20)
FG Percentage	High	.597 [40-67] at Miami (1/4/20)	.566 [30-53] by Clemson (1/14/20)
	Low	.305 [18-59] at Virginia (2/29/20)	.300 [18-60] by Miami (1/21/20)
3-Pt. FG Made	High	11, three times, last vs. Virginia Tech (2/22/20)	10 by Wofford (12/19/19)
	Low	1 at Boston College (2/4/20)	2, three times, last by Boston College (2/4/20)
3-Pt. FG Att.	High	28 vs. Georgia State (11/15/19)	26 by Syracuse (2/1/20)
	Low	12, twice, last at Georgia Tech (1/8/20)	9 by Kansas (11/5/19)
3-Pt. FG Pct.	High	.583 [7-12] 12 vs. Winthrop (11/29/19)	.615 [8-13] by NC State (2/19/20)
	Low	.067 [1-15] at Boston College (2/4/20)	.111 [2-18] by Boston College (2/4/20)
FT Made	High	31 at Wake Forest (2/25/20)	37 by Wake Forest (2/25/20)
	Low	6, twice, last vs. Notre Dame (2/15/20)	3 by Wofford (12/19/19)
FT Attempted	High	40 vs. Stephen F. Austin (11/26/19)	50 by Wake Forest (2/25/20)
	Low	7 vs. Notre Dame (2/15/20)	5 by Wofford (12/19/19)
FT Percentage	High	1.000 [10-10] at Virginia Tech (12/6/19)	.867 [13-15] by Georgia Tech (1/8/20)
	Low	.455 [10-22] at NC State (2/19/20)	.364 [4-11] by Boston College (12/31/19)
Off. Rebounds	High	30 vs. Georgia State (11/15/19)	21 by Syracuse (2/1/20)
	Low	4 at Clemson (1/14/20)	4 by Central Arkansas (11/12/19)
Def. Rebounds	High	35, twice, last vs. Virginia Tech (2/22/20)	38 by North Carolina (2/8/20)
	Low	19 vs. Kansas (11/5/19)	14, twice, last by Syracuse (2/1/20)
Total Rebounds	High	58 vs. Georgia State (11/15/19)	51, twice, last by NC State (2/19/20)
	Low	27 at Clemson (1/14/20)	24 by Miami (1/4/20)
Assists	High	23 at Miami (1/4/20)	23 by North Carolina (2/8/20)
	Low	4 at Virginia (2/29/20)	5 by Colorado State (11/8/19)
Blocked Shots	High	14 vs. Stephen F. Austin (11/26/19)	13 by Virginia (2/29/20)
	Low	2, three times, last at North Carolina (2/8/20)	0, three times, last by Wake Forest (1/11/20)
Steals	High	14 vs. Central Arkansas (11/12/19)	16 by Florida State (2/10/20)
	Low	3 vs. Pittsburgh (1/28/20)	2 by Virginia Tech (12/6/19)
Turnovers	High	22 vs. Stephen F. Austin (11/26/19)	28 by Kansas (11/5/19)
	Low	7 at Virginia Tech (12/6/19)	8 by Virginia Tech (2/22/20)
Personal Fouls	High	34 at Wake Forest (2/25/20)	30 by Georgetown (11/22/19)
	Low	11 at Virginia Tech (12/6/19)	6 by Virginia Tech (12/6/19)

	DUKE	OPPONENT
Points	31, twice, last by Vernon Carey Jr. vs. Cal (11/21/19)	28 by Markell Johnson, NC State (2/19/20)
FG Made	11, 4x, last by Tre Jones at North Carolina (2/8/20)	11, twice, last by Au'Diese Toney, Pittsburgh (1/28/20)
FG Attempted	25 by Tre Jones at North Carolina (2/8/20)	20 by Brandon Childress, Wake Forest (2/25/20)
3-Pt. FG Made	5, three times, last by Cassius Stanley vs. Virginia Tech (2/22/20)	5, twice, last by Markell Johnson, NC State (2/19/20)
3-Pt. FG Attempted	10 by Matthew Hurt vs. Boston College (12/31/19)	10 by Joseph Girard III, Syracuse (2/1/20)
FT Made	15 by Wendell Moore Jr. at Wake Forest (2/25/20)	11 by Olivier Sarr, Wake Forest (2/25/20)
FT Attempted	16 by Wendell Moore Jr. at Wake Forest (2/25/20)	14 by Olivier Sarr, Wake Forest (2/25/20)
Rebounds	17 by Vernon Carey Jr. at Syracuse (2/1/20)	15 by James Banks III, Georgia Tech (1/8/20)
Offensive Rebounds	7 by Vernon Carey Jr. vs. Georgia State (11/15/19)	9 by Garrison Brooks, North Carolina (3/7/20)
Defensive Rebounds	11 by Vernon Carey Jr. at Syracuse (2/1/20)	10, twice, last by Cole Anthony, North Carolina (2/8/20)
Assists	12, twice, last by Tre Jones at Michigan State (12/3/19)	9 by Leaky Black, North Carolina (2/8/20)
Turnovers	8 by Tre Jones vs. Stephen F. Austin (11/26/19)	9, Landers Nolley II, Virginia Tech (12/6/19)
Blocked Shots	7 by Vernon Carey Jr. vs. Stephen F. Austin (11/26/19)	10 by Jay Huff, Virginia (2/29/20)
Steals	5, twice, last by Jack White vs. Louisville (1/18/20)	8 by Trent Forrest, Florida State (2/10/20)
Minutes	47 by Tre Jones at Wake Forest (2/25/20)	45 by Brandon Childress, Wake Forest (2/25/20)



## MEDIA GUIDE

### 2019-20 Box Scores

<b>1</b>	<b>[3] KANSAS</b>	<b>66</b>
<b>Nov. 5, 2019</b>	<b>[4] DUKE</b>	<b>68</b>
<b>ATTENDANCE: 19,812</b>		

#### MADISON SQUARE GARDEN/NEW YORK, N.Y.

KANSAS	FG	3FG	FT	REB	PF	TP	A	T	B	S	MIN
McCormack	f	2-7	0-0	2-4	3-10	13	4	6	1	3	1 2 28
Azubuike	c	3-4	0-0	2-3	1-7	8	4	8	4	1	0 29
Garrett	g	5-13	0-0	2-4	1-4	5	3	12	5	2	1 2 36
Dotson	g	5-9	1-4	6-8	0-2	2	1	17	1	6	0 1 38
Agbaji	g	6-10	2-3	1-3	2-4	6	2	15	2	5	0 4 39
Braun	0-1	0-0	0-0	0-0	0	2	0	0	0	0	0 4
Wilson	0-1	0-1	0-0	0-0	0	1	0	1	0	0	2
Enaruna	2-3	1-1	0-0	0-2	2	5	0	2	2	1	16
DeSousa	0-2	0-0	3-4	3-1	4	1	3	0	3	0	1 8
TEAM											2
Totals	23-50	4-9	16-26	10-30	40	20	66	13	28	5	11 200
Pct.	46.0	44.4	61.5	DR: 8.1							

FG (1st Half: 10-19 52.6%; 2nd Half: 13-31 41.9%)

3FG (1st Half: 2-4 50.0%; 2nd Half: 2-5 40.0%)

FT (1st Half: 8-11 72.7%; 2nd Half: 8-15 53.3%)

DUKE	FG	3FG	FT	REB	PF	TP	A	T	B	S	MIN
Hurt	f	4-12	3-7	0-4	1-1	2	3	11	0	2	0 24
Carey Jr.	c	3-8	2-2	3-6	1-5	6	3	11	1	2	1 25
Stanley	g	5-6	1-1	2-3	1-1	2	2	13	1	4	0 2 30
Jones	g	5-14	0-4	5-6	0-6	6	0	15	7	3	0 2 39
Goldwire	g	0-1	0-1	0-0	0-0	0	0	1	0	0	0 13
Moore Jr.	1-6	0-0	0-0	2-0	2	3	2	0	4	0	0 12
DeLaurier	1-4	0-0	2-6	3-1	4	4	4	0	1	0	1 14
O'Connell	3-10	1-6	2-2	2-2	4	1	9	2	0	0	3 25
White	1-3	1-3	0-0	1-3	4	1	3	0	1	1	2 18
Totals	23-64	8-24	14-23	11	19	30	17	68	12	16	3 11 200
Pct.	35.9	33.3	60.9	DR: 8							

FG (1st Half: 13-36 36.1%; 2nd Half: 10-28 35.7%)

3FG (1st Half: 3-12 25.0%; 2nd Half: 5-12 41.7%)

FT (1st Half: 4-8 50.0%; 2nd Half: 10-15 66.7%)

OFFICIALS: Doug Sirmons, Roger Ayers, Mike Roberts

TECHNICAL FOULS: None

SCORE BY PERIODS	1ST	2ND	TOTAL
Kansas	30	36	66
Duke	33	35	68

<b>4</b>	<b>GEORGIA STATE</b>	<b>63</b>
<b>Nov. 15, 2019</b>	<b>[2] DUKE</b>	<b>74</b>
<b>ATTENDANCE: 9,314</b>		

#### CAMERON INDOOR STADIUM/DURHAM, N.C.

GEORGIA STATE	FG	3FG	FT	REB	PF	TP	A	T	B	S	MIN
Jones III	c	3-4	0-0	1-2	2-2	4	4	7	0	0	2 18
Wilson	g	1-4	1-1	0-0	0-7	7	5	3	1	1	0 2 28
Roberts	g	0-7	0-1	0-0	0-4	4	1	0	0	1	0 30
Allen	g	9-18	0-3	2-2	1-1	2	1	20	4	5	0 2 33
Williams	g	5-10	2-2	4-5	0-2	2	4	16	7	4	0 3 30
Ivery	1-6	1-2	0-0	0-1	1	2	3	0	2	1	1 15
Phillips	3-6	1-3	0-0	1-4	5	2	7	0	2	3	2 18
Clerkley	0-1	0-0	0-0	0-0	0	1	0	0	0	0	0 4
Linder	0-0	0-0	1-2	0-1	1	3	1	0	0	2	0 8
Brooks	0-0	0-0	0-0	0-0	0	0	0	0	0	0	1 1
Thomas	3-4	0-0	0-0	1-2	3	1	6	0	1	1	0 16
TEAM											3-0 3
Totals	25-60	5-12	8-11	8-24	32	24	63	12	17	9	11 200
Pct.	41.7	41.7	72.7	DR: 2							

FG (1st Half: 13-31 41.9%; 2nd Half: 12-29 41.4%)

3FG (1st Half: 5-10 50.0%; 2nd Half: 0-2 0.0%)

FT (1st Half: 3-4 75.0%; 2nd Half: 5-7 71.4%)

DUKE	FG	3FG	FT	REB	PF	TP	A	T	B	S	MIN
Hurt	f	2-7	0-3	0-0	6-0	6	1	4	0	1	0 22
Carey Jr.	c	7-14	0-0	6-11	7-7	14	2	20	1	3	2 1 34
Stanley	g	2-12	1-4	2-4	3-6	9	1	7	0	1	1 2 28
Jones	g	10-19	4-8	7-10	0-2	2	3	31	6	4	1 4 40
O'Connell	g	0-3	0-2	0-0	2-2	4	1	0	1	2	0 12
Moore Jr.	1-5	0-1	0-0	3-1	4	1	2	0	2	0	2 11
DeLaurier	0-2	0-0	1-2	1-3	4	1	0	2	1	0	6
Baker	3-6	2-5	0-0	0-0	0	8	0	8	0	0	0 15
Goldwire	0-2	0-2	0-0	0-1	1	0	1	0	0	0	0 1
White	0-3	0-3	1-2	4-6	10	0	1	4	0	1	0 21
TEAM											4-0 4
Totals	25-73	7-28	17-29	30-28	58	12	74	13	17	6	10 200
Pct.	31.4	25.0	58.6	DR: 6							

FG (1st Half: 14-38 36.8%; 2nd Half: 11-35 31.4%)

3FG (1st Half: 3-14 21.4%; 2nd Half: 4-14 28.6%)

FT (1st Half: 5-10 50.0%; 2nd Half: 12-19 63.2%)

OFFICIALS: Ron Groover, Lee Cassell, Bill Covington

TECHNICAL FOULS: None

SCORE BY PERIODS	1ST	2ND	TOTAL
Georgia State	34	29	63
Duke	36	38	74

<b>2</b>	<b>COLORADO STATE</b>	<b>55</b>
<b>Nov. 8, 2019</b>	<b>[4] DUKE</b>	<b>89</b>
<b>ATTENDANCE: 9,314</b>		

#### CAMERON INDOOR STADIUM/DURHAM, N.C.

COLORADO ST.	FG	3FG	FT	REB	PF	TP	A	T	B	S	MIN
Thistlewood	f	1-6	0-3	1-3	1-5	6	2	3	1	1	0 0 22
Charvach	c	3-7	0-0	5-7	1-8	9	1	11	1	3	0 28
Martin	g	3-9	1-5	2-4	0-4	4	2	9	0	2	0 28
Moore	g	0-4	0-2	0-0	0-2	2	0	0	0	2	0 1 27
Stevens	g	4-10	4-6	0-0	0-1	1	1	12	0	2	0 34
Edwards	1-2	0-0	0-0	0-0	0	1	2	1	2	0	2 15
Thomas	1-4	0-0	2-2	2-1	3	3	4	0	1	0	0 12
Roddy	5-11	0-4	2-4	2-4	6	3	12	2	4	0	1 21
Lukasiewicz	0-0	0-0	0-0	0-0	0	0	0	0	0	0	0 2
Tonje	0-2	0-1	2-2	0-1	1	2	2	0	0	0	1 11
TEAM											2-0 2
Totals	18-55	5-21	14-22	8-26	34	17	55	5	18	0	5 200
Pct.	32.7	23.8	63.6	DR: 3							

FG (1st Half: 8-26 30.8%; 2nd Half: 10-29 34.5%)

3FG (1st Half: 2-8 25.0%; 2nd Half: 3-13 23.1%)

FT (1st Half: 8-13 61.5%; 2nd Half: 6-9 66.7%)

DUKE	FG	3FG	FT	REB	PF	TP	A	T	B	S	MIN
Hurt	f	4-8	1-4	0-0	2-3	5	0	9	0	0	1 0 22
Carey Jr.	c	5-5	0-0	1-1	0-3	3	5	11	0	3	2 1 15
Stanley	g	8-11	0-1	3-5	2-5	7	1	19	0	0	1 0 35
Jones	g	7-14	0-3	1-1	1-4	5	2	15	8	1	0 1 21
O'Connell	g	5-9	3-6	1-2	0-6	6	2	14	3	2	0 2 25
Moore Jr.	5-6	0-0	0-2	0-1	1	2	10	0	3	0	1 15
DeLaurier	1-4	0-1	3-5	1-4	5	2	5	1	0	1	1 17
Baker	1-2	0-1	2-2	1-0	3	4	0	0	0	0	2 14
Goldwire	0-3	0-1	0-0	0-0	0	1	0	2	0	0	2 12
White	1-3	0-2	0-0	0-3	3	0	2	0	0	0	1 14
Robinson	0-2	0-2	0-0	1-0	1	1	0	0	0	1	1 8
Buckmire	0-2	0-1	0-0	0-3	3	0	0	0	0	0	0 2
TEAM											1-2 3
Totals	37-69	4-22	11-18	9-34	43	19	89	14	9	6	12 200
Pct.	53.6	18.2	61.1	DR: 4							

FG (1st Half: 18-33 54.5%; 2nd Half: 19-36 52.8%)

3FG (1st Half: 2-9 22.2%; 2nd Half: 2-13 15.4%)

FT (1st Half: 4-7 57.1%; 2nd Half: 7-11 63.6%)

OFFICIALS: Mike Eades, Jamie Luckie, Bert Smith

TECHNICAL FOULS: None

SCORE BY PERIODS	1ST	2ND	TOTAL
Colorado State	26	29	55
Duke	42	47	89

<b>5</b>	<b>[1] DUKE</b>	<b>87</b>
<b>Nov. 21, 2019</b>	<b>CALIFORNIA</b>	<b>52</b>
<b>ATTENDANCE: 12,606</b>		

#### MADISON SQUARE GARDEN/NEW YORK, N.Y.

DUKE	FG	3FG	FT	REB	PF	TP	A	T	B	S	MIN
Moore Jr.	f	3-7	1-3	3-6	5-2	7	1	10	5	1	0 25
Hurt	f	3-6	1-3	2-2	1-1	2	1	9	0	2	0 21
Carey Jr.	c	11-18	1-1	8-9	6-6	12	2	31	0	2	4 0 22
Stanley	g	2-6	2-4	5-6	2-2	4	2	11	1	1	1 1 25
Jones	g	2-10	2-5	2-2	1-3	4	2	8	7	0	0 1 29
DeLaurier	1-3	0-1	2-4	3-3	6	2	4	1	0	0	0 18
Baker	2-4	2-3	0-0	0-1	1	3	6	1	2	0	1 11
Goldwire	1-2	0-1	1-2	0-0	0	1	3	1	0	0	1 14
O'Connell	1-6	0-4	0-0	2-2	4	0	2	0	0	0	0 16
White	1-3	1-2	0-0	1-5	6	0	3	0	0	1	0 14
Robinson	0-0	0-0	0-0	0-2	2	0	0	0	0	0	0 5
TEAM											2-0 2
Totals	27-65	10-27	23-31	23-27	50	16	87	16	9	6	5 200
Pct.	41.5	37.0	74.2	DR: 3							

FG (1st Half: 13-33 39.4%; 2nd Half: 14-32 43.8%)

3FG (1st Half: 6-17 35.3%; 2nd Half: 4-10 40.0%)

FT (1st Half: 8-10 80.0%; 2nd Half: 15-21 71.4%)

CALIFORNIA		FG	3FG	FT	REB	PF	TP	A	T	B	S	MIN
Anticevich	f	1-2	1-1	0-0	1-1-2	1	3	1	1	0	0	24
Thiemann	c	2-6	0-0	1-1	1-0-1	5	5	0	1	1	0	11
Brown	g	2-5	0-0	0-0	0-1-1	2	4	3	1	0	0	11
South	g	2-5	1-2	3-4	0-0-0	3	8	1	1	0	1	25
Bradley	g	2-6	1-3	2-2	0-3-3	4	7	2	0	0	0	29
Orendor		0-0	0-0	1-2	0-0-0	0	1	0	0	0	0	0
Harris-Dyson		0-1	0-1	0-0	0-3-3	2	0	1	2	0	0	16
Austin		1-8	0-0	2-3	1-2-3	3	4	2	3	0	0	23
Kuany		1-2	0-0	0-1	1-2-3	1	2	1	0	0	0	5
Kelly		2-9	0-0	1-1	1-4-5	3	5	0	1	0	0	17
Serge		0-0	0-0	0-0	0-0-0	0	0	0	0	0	0	1
Gordon		2-3	1-2	0-0	1-3-4	2	5	0	1	0	1	16
Thorpe		4-4	0-0	0-0	1-0-1	1	8	0	2	1	12	12
Klonaras		0-1	0-0	0-0	0-0-0	0	0	0	0	0	0	5
TEAM					1-1-2			2				
Totals		19-52	4-10	10-14	8-20-28	27	52	9	15	3	3	200
Pct.		36.5	40.0	71.4	DR: 2							

2020-21 DUKE MEN'S BASKETBALL

MEDIA GUIDE

7

STEPHEN F. AUSTIN

85

[1] DUKE

[OT] 83

Nov. 26, 2019

ATTENDANCE: 9,314

CAMERON INDOOR STADIUM/DURHAM, N.C.															
SFA	FG	3FG	FT	REB	PF	TP	A	TO	B	S	MIN				
Kensmil	f	6-11	0-0	3-4	3-4-7	4	15	4	2	0	2	31			
Bain	f	5-7	0-2	1-2	1-4-5	4	11	2	0	0	3	34			
Harris	g	11-19	0-2	4-6	0-4-4	2	26	4	3	0	3	40			
Ware	g	0-4	0-1	1-2	0-0-0	2	1	0	1	0	1	25			
Comeaux	g	2-5	1-2	0-0	1-0-1	4	5	4	4	1	1	22			
Hart	g	1-6	0-1	0-0	1-4-5	3	2	0	0	0	0	9			
Johnson	g	7-13	0-0	2-3	2-2-4	2	16	1	1	0	2	25			
Kachelries	g	3-5	1-2	0-0	0-0-0	2	7	0	2	0	0	17			
Walker	g	0-0	0-0	0-0	0-0-0	1	0	0	0	1	0	3			
Daniels	g	1-4	0-0	0-0	0-2-2	4	2	1	1	0	0	16			
Solomon	g	0-0	0-0	0-0	0-0-0	1	0	1	0	0	1	3			
TEAM												3-3-6			
Totals		36-74	2-10	11-17	11-23-34	29	85	17	14	2	13	225			
Pct.		48.6	20.0	64.7	DR: 5										

FG (1st Half: 19-34 55.9%; 2nd Half: 15-32 46.9%)  
3FG (1st Half: 1-5 20.0%; 2nd Half: 1-3 33.3%)  
FT (1st Half: 1-3 33.3%; 2nd Half: 10-14 71.4%)

DUKE	FG	3FG	FT	REB	PF	TP	A	TO	B	S	MIN				
Moore Jr.	f	2-5	0-0	5-7	1-2-3	2	9	3	3	0	0	34			
Hurt	f	5-10	1-3	4-4	1-1-2	2	15	0	2	1	1	22			
Carey Jr.	c	8-10	0-0	4-11	2-9-11	1	20	1	1	7	0	32			
Stanley	g	5-12	2-5	3-4	3-2-5	4	15	0	2	4	2	40			
Jones	g	4-10	2-4	7-10	1-4-5	3	17	12	8	0	4	45			
DeLaurier	g	0-0	0-0	0-1	0-2-2	2	0	0	1	1	0	6			
Baker	g	0-1	0-1	0-0	0-0-0	1	0	0	0	0	0	3			
Goldwire	g	1-1	0-0	0-0	0-1-1	0	2	2	0	1	0	8			
O'Connell	g	1-2	0-1	0-0	0-0-0	0	2	0	1	0	0	6			
White	g	1-3	0-1	1-3	2-4-6	3	3	3	2	0	1	29			
TEAM												2-3-5			
Totals		27-54	5-15	24-40	12-28-40	18	83	21	22	14	8	225			
Pct.		50.0	33.3	60.0	DR: 8										

FG (1st Half: 15-26 57.7%; 2nd Half: 11-24 45.8%)  
3FG (1st Half: 2-8 25.0%; 2nd Half: 3-6 50.0%)  
FT (1st Half: 13-16 81.3%; 2nd Half: 11-24 45.8%)

OFFICIALS: Mike Eades, Jemel Spearman, A.J. Desai  
TECHNICAL FOULS: None

SCORE BY PERIODS	1ST	2ND	OT	TOTAL
Stephen F. Austin	40	41	4	85
Duke	45	36	2	83

8

WINTHROP

70

[1] DUKE

83

Nov. 29, 2019

ATTENDANCE: 9,314

CAMERON INDOOR STADIUM/DURHAM, N.C.															
WINTHROP	FG	3FG	FT	REB	PF	TP	A	TO	B	S	MIN				
Claxton	f	4-4	0-0	1-2	1-1-2	1	9	2	0	0	0	21			
Ferguson	c	4-12	1-5	0-2	2-2-4	2	9	0	2	0	0	28			
Jones Jr.	g	4-10	0-3	0-0	0-3-3	1	8	4	3	0	3	28			
Hale	g	4-7	3-5	0-0	1-5-6	2	11	0	4	0	0	27			
Vaudrin	g	3-10	0-1	3-7	3-3-6	3	9	7	1	1	2	32			
Anumba	g	3-3	1-1	2-2	0-1-1	5	9	0	0	0	1	16			
Falden	g	3-5	0-1	0-0	2-1-3	1	6	0	0	0	1	14			
King	g	1-4	1-3	0-0	0-1-1	1	3	0	0	0	0	6			
Zunic	g	0-1	0-1	0-0	0-3-3	1	0	1	1	0	0	13			
Burns Jr.	g	3-8	0-0	0-0	2-0-2	2	6	0	2	1	0	12			
Corbin	g	0-2	0-1	0-0	0-0-0	0	0	0	0	0	0	3			
TEAM												0-2-2			
Totals		29-66	6-21	6-13	11-23-34	19	70	14	13	2	7	200			
Pct.		43.9	28.6	46.2	DR: 5										

FG (1st Half: 15-35 42.9%; 2nd Half: 14-31 45.2%)  
3FG (1st Half: 3-11 27.3%; 2nd Half: 3-10 30.0%)  
FT (1st Half: 2-4 50.0%; 2nd Half: 4-9 44.4%)

DUKE	FG	3FG	FT	REB	PF	TP	A	TO	B	S	MIN				
Moore Jr.	f	0-2	0-0	0-0	0-1-1	2	0	1	2	0	0	19			
Hurt	f	7-13	2-4	4-6	3-5-8	3	20	2	2	0	0	33			
Carey Jr.	c	5-10	0-0	7-10	3-7-10	1	17	0	1	1	0	22			
Stanley	g	2-7	0-1	0-0	0-1-1	0	4	3	2	0	0	17			
Jones	g	6-12	1-2	2-2	1-4-5	1	15	6	5	0	3	37			
DeLaurier	g	2-2	0-0	0-0	1-2-3	2	4	0	1	0	0	16			
Baker	g	6-7	4-5	0-0	0-1-1	3	16	1	2	0	1	23			
Goldwire	g	2-3	0-0	0-0	1-1-2	2	6	1	1	2	5	19			
O'Connell	g	0-1	0-0	1-2	0-2-2	0	1	0	0	0	0	6			
White	g	0-0	0-0	0-0	0-2-2	1	0	1	0	1	0	8			
TEAM												0-2-2			
Totals		30-57	7-12	16-22	8-28-36	15	83	15	16	4	9	200			
Pct.		52.6	58.3	72.7	DR: 3										

FG (1st Half: 15-28 53.6%; 2nd Half: 15-29 51.7%)  
3FG (1st Half: 5-9 55.6%; 2nd Half: 2-3 66.7%)  
FT (1st Half: 7-10 70.0%; 2nd Half: 9-12 75.0%)

OFFICIALS: Clarence Armstrong, Mark Schnur, James Breeding  
TECHNICAL FOULS: None

SCORE BY PERIODS	1ST	2ND	TOTAL
Winthrop	35	35	70
Duke	42	41	83

10

[10] DUKE

77

VIRGINIA TECH

63

Dec. 6, 2019

ATTENDANCE: 9,275

CASSELL COLISEUM/BLACKSBURG, VA.															
DUKE	FG	3FG	FT	REB	PF	TP	A	TO	B	S	MIN				
Hurt	f	3-6	2-3	0-0	0-0-0	0	8	0	1	1	0	16			
White	f	3-5	1-3	0-0	0-0-0	3	7	0	0	2	1	22			
Carey Jr.	c	4-7	0-1	4-4	1-4-5	1	12	2	1	0	1	15			
Stanley	g	0-2	0-2	0-0	1-1-2	0	0	2	0	0	0	7			
Jones	g	7-16	1-5	0-0	1-5-6	0	15	4	2	0	1	36			
Moore Jr.	g	4-6	0-0	4-4	1-4-5	2	12	2	0	0	1	27			
DeLaurier	g	2-2	0-0	0-0	0-2-2	0	4	0	0	0	1	12			
Baker	g	0-4	0-2	2-2	0-1-1	4	2	2	1	0	1	20			
Goldwire	g	4-8	2-5	0-0	3-3-6	1	10	2	2	0	2	30			
O'Connell	g	3-7	1-5	0-0	1-4-5	0	7	0	0	0	1	15			
Totals		30-63	7-26	10-10	8-24-32	11	77	14	7	4	8	200			
Pct.		47.6	26.9	100.0	DR: 0										

FG (1st Half: 15-33 45.5%; 2nd Half: 15-30 50.0%)  
3FG (1st Half: 6-17 35.3%; 2nd Half: 1-9 11.1%)  
FT (1st Half: 2-2 100%; 2nd Half: 8-8 100%)

VIRGINIA TECH	FG	3FG	FT	REB	PF	TP	A	TO	B	S	MIN				
Nolley II	f	3-7	0-2	1-2	0-8-8	3	7	4	9	0	0	29			
Horne	f	6-13	3-8	0-0	0-6-6	1	15	0	1	2	0	34			
Bede	g	6-10	0-1	0-0	0-4-4	0	12	5	2	0	0	35			
Alleyne	g	2-6	1-3	1-2	2-0-2	0	6	1	1	0	1	33			
Radford	g	6-7	0-0	0-0	3-4-7	1	12	0	0	0	0	24			
Cattoor	g	0-2	0-2	0-0	0-0-0	1	0	0	1	0	0	18			
Wilkins	g	2-6	1-4	2-2	2-2-4	0	7	2	0	0	1	16			
Cone	g	1-3	0-0	0-0	0-0-0	0	2	0	0	0	0	5			
Ojako	g	1-2	0-0	0-0	0-0-0	0	2	0	0	0	0	6			
Totals		27-56	5-20	4-6	7-24-31	6	63	12	14	2	2	200			
Pct.		48.2	25.0	66.7	DR: 0.1										

FG (1st Half: 18-34 52.9%; 2nd Half: 9-22 40.9%)  
3FG (1st Half: 4-13 30.8%; 2nd Half: 1-7 14.3%)  
FT (1st Half: 1-2 50.0%; 2nd Half: 3-4 75.0%)

OFFICIALS: Bill Covington, Tony Henderson, Brent Hampton  
TECHNICAL FOULS: None

SCORE BY PERIODS	1ST	2ND	TOTAL
Duke	38	39	77
Virginia Tech	41	22	63

11

WOFFORD

57

[4] DUKE

86

Dec. 19, 2019

ATTENDANCE: 9,314

CAMERON INDOOR STADIUM/DURHAM, N.C.													
WOFFORD		FG	3FG	FT	REB	PF	TP	A	TO	B	S	MIN	
Goodwin	f	3-10	0-0	0-0	6-2-8	4	6	1	1	0	0	17	
Murphy	g	3-8	2-3	0-0	0-2-2	1	8	1	2	0	0	26	
Hoover	g	2-12	0-7	0-0	0-2-2	0	4	1	0	0	0	30	
Larson	g	1-1	0-0	0-0	0-0-0	0	2	0	0	0	1	4	
Stumpe	g	2-2	1-1	0-1	0-0-0	4	5	1	0	0	0	19	
Richardson		1-4	1-2	1-2	2-1-3	1	4	1	1	0	2	20	
Bigelow		2-3	1-1	2-2	0-3-3	3	7	2	1	0	0	18	
Appelgren		0-1	0-0	0-0	1-0-1	0	0	0	0	0	0	5	
Hollowell		6-15	5-9	0-0	0-0-0	1	17	2	1	0	1	26	
Jones		2-4	0-0	0-0	0-0-0	4	4	0	1	0	0	16	
Theme-Love		0-2	0-1	0-0	0-2-2	1	0	2	0	0	0	19	
TEAM					4-2-6			2					
Totals		22-62	10-24	3-5	13-14-27	19	57	11	9	0	4	200	
Pct.		35.5	41.7	60.0	DR:1								



13

Dec. 31, 2019

BOSTON COLLEGE

[2] DUKE

ATTENDANCE: 9,314

49

88

CAMERON INDOOR STADIUM/DURHAM, N.C.																
BOSTON COLL	FG	3FG	FT	REB	PF	TP	A	TO	B	S	MIN					
Felder	f	6-12	1-2	0-0	2-4	6	1	13	1	5	2	1	27			
Hamilton	f	2-6	0-1	1-2	3-3	6	3	5	1	4	0	3	25			
Mitchell	f	0-6	0-2	1-5	3-3	6	1	3	3	2	4	33				
Heath	g	4-10	0-2	0-2	0-1	1	4	8	2	3	0	1	28			
Thornton	g	3-12	0-3	0-0	0-2	2	1	6	1	2	0	0	26			
Rishwain		1-5	1-4	0-0	0-1	1	3	0	0	1	0	14				
Hamilton		3-8	1-3	2-2	1-1	2	0	9	0	0	0	1	27			
Kraljevic		2-2	0-0	0-0	0-1	1	4	0	1	0	0	7				
Williams		0-1	0-1	0-0	1-0	1	0	0	0	0	0	5				
Herren Jr.		0-0	0-0	0-0	0-1	1	0	0	0	0	0	8				
TEAM		3-4-7														
Totals		21-62	3-18	4-11	13-21	34	12	49	8	19	4	10	200			
Pct.		33.9	16.7	36.4	DR: 4											

FG (1st Half: 8-28 28.6%; 2nd Half: 13-34 38.2%)  
3FG (1st Half: 1-8 12.5%; 2nd Half: 2-10 20.0%)  
FT (1st Half: 2-3 66.7%; 2nd Half: 2-8 25.0%)

DUKE	FG	3FG	FT	REB	PF	TP	A	TO	B	S	MIN					
Hurt	f	10-16	5-10	0-0	2-2	4	1	25	0	1	0	1	26			
Carey Jr.	c	4-6	0-0	1-3	3-6	9	1	9	0	1	4	0	20			
Stanley	g	3-7	0-1	3-4	2-3	5	2	9	0	1	0	0	17			
Jones	g	2-8	1-3	0-0	1-4	5	1	5	10	1	0	1	24			
O'Connell	g	3-5	2-3	0-0	0-3	3	0	8	2	2	0	1	14			
Moore Jr.		4-6	1-1	2-2	1-3	4	1	11	2	2	0	0	25			
DeLaurier		2-3	0-0	0-0	3-3	6	1	4	1	3	2	2	16			
Baker		3-8	1-5	0-0	0-1	1	2	7	3	1	0	1	24			
Goldwire		2-4	0-1	0-0	0-3	3	4	4	1	0	0	2	18			
White		1-3	1-2	0-0	0-1	1	3	1	2	1	0	12				
Robinson		1-2	1-2	0-0	0-1	1	0	3	0	0	0	1	4			
TEAM		11-22														
Totals		35-68	12-28	6-9	13-31	44	14	88	20	15	7	9	200			
Pct.		51.5	42.9	66.7	DR: 2											

FG (1st Half: 18-34 52.9%; 2nd Half: 17-34 50.0%)  
3FG (1st Half: 6-15 40.0%; 2nd Half: 6-13 46.2%)  
FT (1st Half: 3-5 60.0%; 2nd Half: 3-4 75.0%)

OFFICIALS: Ron Groover, Lee Cassell, Jamie Luckie  
TECHNICAL FOULS: None

SCORE BY PERIODS	1ST	2ND	TOTAL
Boston College	19	30	49
Duke	45	43	88

14

Jan. 4, 2020

[2] DUKE

MIAMI

ATTENDANCE: 7,049

95

62

WATSCO CENTER/CORAL GABLES, FLA.																
DUKE	FG	3FG	FT	REB	PF	TP	A	TO	B	S	MIN					
Hurt	f	6-8	1-2	0-0	2-4	6	0	13	4	2	2	3	27			
Carey Jr.	c	11-14	0-0	2-4	2-7	9	2	24	2	2	1	1	25			
Stanley	g	8-11	2-2	2-4	2-3	5	2	20	2	1	0	1	26			
Jones	g	4-7	0-1	1-2	0-2	2	3	9	5	3	0	2	22			
O'Connell	g	2-6	0-2	0-0	0-2	2	1	4	0	0	0	1	10			
Moore Jr.		3-7	0-0	0-0	3-1	4	1	6	2	3	0	0	21			
DeLaurier		1-2	0-0	4-4	2-1	3	2	6	1	0	0	0	13			
Baker		2-5	0-2	0-0	0-2	2	3	4	3	2	1	0	15			
Goldwire		1-3	1-2	0-0	0-1	1	0	3	4	0	1	1	26			
White		1-3	1-2	0-0	1-2	3	2	3	0	1	0	1	13			
Robinson		1-1	1-1	0-0	0-1	1	0	3	0	0	0	0	2			
TEAM		1-2-3														
Totals		40-67	6-14	9-14	13-28	41	16	95	23	14	5	9	200			
Pct.		59.7	42.9	64.3	DR: 3											

FG (1st Half: 21-34 61.8%; 2nd Half: 19-33 57.6%)  
3FG (1st Half: 4-9 44.4%; 2nd Half: 2-5 40.0%)  
FT (1st Half: 4-8 50.0%; 2nd Half: 5-6 83.3%)

MIAMI	FG	3FG	FT	REB	PF	TP	A	TO	B	S	MIN					
Waardenburg	f	4-6	0-1	3-4	1-5	6	0	11	0	1	1	0	28			
Miller	c	4-8	0-0	0-0	1-2	3	8	0	1	1	0	1	29			
Lykes	g	2-15	0-3	4-4	0-1	1	2	8	4	1	0	0	33			
Vasiljevic	g	3-9	1-3	2-2	1-3	4	1	9	1	2	0	2	34			
McGusty	g	4-7	1-3	3-5	0-0	0	2	12	0	6	0	0	26			
Wong		1-2	0-0	0-1	0-1	1	0	2	0	1	0	0	8			
Stone		2-5	0-1	2-2	2-1	3	4	6	0	0	0	3	17			
Beverly		3-6	0-1	0-0	1-0	1	1	6	1	3	1	0	19			
Walker		0-0	0-0	0-0	0-0	0	0	0	0	0	0	1	6			
TEAM		3-2-5														
Totals		23-58	2-12	14-18	9-15	24	13	62	6	15	3	7	200			
Pct.		39.7	16.7	77.8	DR: 2,1											

FG (1st Half: 14-33 42.4%; 2nd Half: 9-25 36.0%)  
3FG (1st Half: 2-8 25.0%; 2nd Half: 0-4 0.0%)  
FT (1st Half: 6-9 66.7%; 2nd Half: 8-9 88.9%)

OFFICIALS: Michael Stephens, James Breeding, Pat Adams  
TECHNICAL FOULS: None

SCORE BY PERIODS	1ST	2ND	TOTAL
Duke	50	45	95
Miami (FL)	36	26	62

15

Jan. 8, 2020

[2] DUKE

GEORGIA TECH

ATTENDANCE: 8,600

74

63

McCAMISH PAVILION/ATLANTA, GA.																
DUKE	FG	3FG	FT	REB	PF	TP	A	TO	B	S	MIN					
Baker	f	0-0	0-0	0-0	0-0	0	1	0	0	1	0	0	4			
Hurt	f	4-13	3-7	0-0	2-4	6	2	11	1	1	2	0	33			
Carey Jr.	c	6-14	0-0	2-3	2-4	6	3	14	0	4	0	0	25			
Stanley	g	6-9	0-1	2-3	1-2	3	4	14	1	1	1	1	27			
Jones	g	5-7	1-1	5-10	2-7	9	2	16	7	4	1	3	39			
DeLaurier		1-1	0-0	2-2	0-3	3	3	4	2	0	2	0	15			
Goldwire		1-2	0-0	0-2	0-0	0	2	2	1	0	3	37				
O'Connell		4-6	1-2	0-1	0-1	1	0	9	0	1	0	1	13			
White		1-2	1-1	0-0	0-0	0	0	3	0	0	1	0	7			
TEAM		0-3-3														
Totals		28-54	6-12	11-21	7-24	31	17	73	13	14	7	8	200			
Pct.		51.9	50.0	52.4	DR: 4,2											

FG (1st Half: 17-32 53.1%; 2nd Half: 11-22 50.0%)  
3FG (1st Half: 4-9 44.4%; 2nd Half: 2-3 66.7%)  
FT (1st Half: 2-4 50.0%; 2nd Half: 9-17 52.9%)

GEORGIA TECH	FG	3FG	FT	REB	PF	TP	A	TO	B	S	MIN					
Usher	f	0-3	0-1	0-0	0-1	1	0	1	0	1	0	0	21			
Wright	f	5-18	0-2	2-3	4-6	10	4	12	3	2	0	1	33			
Banks III	c	5-13	0-0	4-4	7-8	15	4	14	0	2	7	1	36			
Devoe	g	3-11	1-6	5-6	0-1	1	3	12	4	4	0	4	39			
Alvarado	g	7-12	2-4	2-2	0-1	1	3	18	5	4	0	2	36			
Cole		1-2	0-0	0-0	0-1	1	0	2	0	0	0	0	8			
Parham		2-4	2-3	0-0	2-4	6	3	6	0	2	0	0	24			
Moore		0-1	0-0	0-0	0-0	0	0	0	0	0	0	0	3			
TEAM		3-1-4														
Totals		23-64	5-16	13-15	16-23	39	18	64	13	17	7	8	200			
Pct.		35.9	31.3	86.7	DR: 2,2											

FG (1st Half: 10-28 35.7%; 2nd Half: 13-36 36.1%)  
3FG (1st Half: 1-7 14.3%; 2nd Half: 4-9 44.4%)  
FT (1st Half: 8-9 88.9%; 2nd Half: 5-6 83.3%)

OFFICIALS: Bill Covington, Mike Roberts, Jeff Anderson  
TECHNICAL FOULS: None

SCORE BY PERIODS	1ST	2ND	TOTAL
Duke	40	33	73
Georgia Tech	29	35	64

16

Jan. 11, 2020

WAKE FOREST

[2] DUKE

ATTENDANCE: 9,314

59

90

CAMERON INDOOR STADIUM/DURHAM, N.C.												
WAKE FOREST	FG	3FG	FT	REB	PF	TP	A	TO	B	S	MIN	
Mueces	f	3-9	0-1	0-0	1-4	5-5	0	6	0	1	0	20
Oquama	f	0-1	0-0	0-1	3-2	5-4	0	0	1	0	1	18
Childress	g	0-6	0-3	0-0	1-1	2-1	1	0	4	4	0	27
Johnson	g	4-8	1-1	4-6	0-0	1-1	3	3	1	2	0	29
White	g	1-4	0-3	0-0	0-0	0-0	2	2	1	2	0	1
Wright, Jr.		5-7	0-0	1-2	0-0	0-0	1	11	1	1	0	16
Neath		3-5	1-1	0-3	1-0	1-1	1	7	0	1	0	20
Wynn		2-3	0-0	0-0	1-1	2-2	4	1	1	0	0	12
Massoud		1-5	1-3	0-0	0-3	0-3	0	3	0	2	0	14
Sarr		4-7	1-1	4-4	0-9	9-9	4	13	0	1	0	21
Buchanan		0-0	0-0	0-0	0-0	0-0	0	0	0	0	1	2
van Beveren		0-0	0-0	0-0	0-0	0-0	0	0	0	0	0	1
Lester		0-0	0-0	0-0	0-0	0-0	0	0	0	0	0	1
TEAM					4-0	4-0		1				
Totals		23-55	4-13	9-16	11-21	32-32	18	59	8	17	0	6 200
Pct.		41.8	30.8	56.3	DR: 4							

19

MIAMI  
[8] DUKE  
Jan. 21, 2020

59  
89  
ATTENDANCE: 9,314

CAMERON INDOOR STADIUM/DURHAM, N.C.												
MIAMI	FG	3FG	FT	REB	PF	TP	A	T	B	S	MIN	
Waardenburg f	0-2	0-1	0-0	2-3-5	0	0	2	0	0	2	29	
Miller c	4-8	0-0	5-6	4-9-13	3	13	0	1	0	0	27	
Lykes g	3-13	1-4	2-2	0-1-1	1	9	0	1	0	1	26	
Vasiljevic g	5-11	2-6	0-0	0-3-3	0	12	0	3	0	0	28	
McGusty g	3-10	1-3	6-6	0-4-4	1	13	1	3	0	1	27	
Wong	2-7	0-0	4-6	1-0-1	1	8	0	1	0	2	15	
Beverly	0-6	0-3	0-0	1-1-2	2	0	3	3	0	0	21	
Walker	1-3	0-1	2-2	3-1-4	2	4	0	0	1	1	24	
Gkogkos	0-0	0-0	0-0	0-0-0	0	0	0	0	0	0	1	
Herenton	0-0	0-0	0-0	0-0-0	0	0	0	1	0	0	2	
TEAM	1-1-2											
Totals	18-60	4-18	19-22	12-23-35	10	59	6	13	1	7	200	
Pct.	30.0	22.2	86.4	DR: 3								

FG (1st Half: 10-36 27.8%; 2nd Half: 8-24 33.3%)  
3FG (1st Half: 1-10 10.0%; 2nd Half: 3-8 37.5%)  
FT (1st Half: 3-4 75.0%; 2nd Half: 16-18 88.9%)

DUKE	FG	3FG	FT	REB	PF	TP	A	T	B	S	MIN
Hurt f	8-11	4-7	2-3	1-5-6	3	22	1	0	3	0	24
Carey Jr. c	3-9	0-1	5-7	1-5-6	3	11	3	1	0	0	24
Stanley g	4-10	1-4	0-0	1-0-1	3	9	2	3	0	0	31
Jones g	6-13	2-4	2-2	0-6-6	1	16	6	1	0	1	35
Goldwire g	2-3	0-1	0-0	3-2-5	3	4	5	0	0	2	34
DeLaurier	2-2	0-0	1-1	2-7-9	3	5	0	4	2	0	14
Baker	3-8	3-5	0-0	1-1-2	2	9	0	0	0	0	12
O'Connell	4-5	0-1	0-0	0-0-0	0	8	0	1	0	1	5
White	2-3	1-2	0-0	0-1-1	2	5	0	0	2	1	18
Robinson	0-0	0-0	0-0	0-1-1	0	0	1	0	0	0	2
Buckmire	0-0	0-0	0-0	0-0-0	0	0	0	0	0	0	1
TEAM	0-2-2										
Totals	34-64	11-25	10-13	9-30-39	20	89	18	10	7	5	200
Pct.	53.1	44.0	76.9	DR: 1							

FG (1st Half: 17-33 51.5%; 2nd Half: 17-31 54.8%)  
3FG (1st Half: 9-17 52.9%; 2nd Half: 2-8 25.0%)  
FT (1st Half: 5-7 71.4%; 2nd Half: 5-6 83.3%)

OFFICIALS: Rogers Ayers, Jeff Anderson, Ted Valentine  
TECHNICAL FOULS: None

SCORE BY PERIODS	1ST	2ND	TOTAL
Miami	24	35	59
Duke	48	41	89

20

PITTSBURGH  
[9] DUKE  
Jan. 28, 2020

67  
79  
ATTENDANCE: 9,314

CAMERON INDOOR STADIUM/DURHAM, N.C.												
PITT		FG	3FG	FT	REB	PF	TP	A	T	B	S	MIN
Hamilton	f	1-2	0-0	2-2	2-4-6	2	4	0	1	0	0	9
Champagnie	f	5-12	1-5	2-2	2-5-7	0	13	0	2	1	1	40
Johnson	g	3-10	0-1	3-4	0-4-4	4	9	3	3	0	0	36
McGowens	g	0-7	0-2	2-2	0-3-3	2	2	6	2	0	1	30
Toney	g	11-19	3-4	2-2	2-2-4	3	27	1	0	0	0	40
Karim Couliba		3-4	0-0	2-4	2-2-4	0	8	1	1	0	0	22
Brown		2-2	0-0	0-0	0-1-1	3	4	0	0	0	1	9
Murphy		0-1	0-0	0-0	0-0-0	1	0	1	0	0	1	14
TEAM		2-1-3										
Totals		25-57	4-12	13-16	10-22-32	15	67	12	9	1	4	200
Pct.		43.9	33.3	81.3	DR: 1							

FG (1st Half: 12-32 37.5%; 2nd Half: 13-25 52.0%)  
3FG (1st Half: 2-5 40.0%; 2nd Half: 2-7 28.6%)  
FT (1st Half: 8-9 88.9%; 2nd Half: 5-7 71.4%)

DUKE		FG	3FG	FT	REB	PF	TP	A	T	B	S	MIN
Hurt	f	2-6	1-4	2-4	2-2-4	4	7	2	0	1	0	24
Carey Jr.	c	11-17	1-2	3-6	5-8-13	3	26	4	3	1	0	35
Stanley	g	5-10	1-5	0-0	3-4-7	3	11	0	2	1	0	29
Jones	g	5-10	1-2	3-3	0-3-3	2	14	8	0	1	1	40
Goldwire	g	4-9	3-7	2-2	1-4-5	1	13	3	1	0	1	35
DeLaurier		0-0	0-0	0-0	0-0-0	1	0	0	0	0	0	4
Baker		1-6	0-3	0-0	0-0-0	1	2	1	0	0	0	9
O'Connell		0-1	0-0	0-0	0-0-0	0	0	0	0	0	0	1
White		2-3	2-3	0-0	2-1-3	1	6	1	2	1	1	23
TEAM		1-1-2										1
Totals		30-62	9-26	10-15	14-23-37	16	79	19	9	5	3	200
Pct.		48.4	34.6	66.7	DR: 1.1							

FG (1st Half: 17-33 51.5%; 2nd Half: 13-29 44.8%)  
3FG (1st Half: 7-14 50.0%; 2nd Half: 2-12 16.7%)  
FT (1st Half: 4-8 50.0%; 2nd Half: 6-7 85.7%)

OFFICIALS: Mike Eades, Bert Smith, Mike Roberts  
TECHNICAL FOULS: Pitt-Coach

SCORE BY PERIODS	1ST	2ND	TOTAL
Pittsburgh	34	33	67
Duke	45	34	79

22

[7] DUKE  
BOSTON COLLEGE  
Feb. 4, 2020

63  
55  
ATTENDANCE: 8,606

CONTE FORUM/CHESTNUT HILL, MASS.												
DUKE		FG	3FG	FT	REB	PF	TP	A	T	B	S	MIN
Hurt	f	1-6	0-3	0-0	1-2-3	0	2	0	0	0	0	11
Carey Jr.	c	5-13	0-1	7-8	5-5-10	4	17	1	3	1	1	28
Stanley	g	2-8	0-1	3-3	2-5-7	0	7	0	2	0	0	26
Jones	g	7-15	0-3	4-5	0-3-3	2	18	4	2	0	0	38
Goldwire	g	0-2	0-1	0-0	0-5-5	2	0	1	1	0	1	25
Moore Jr.		3-7	0-1	1-2	2-1-3	2	7	1	2	1	0	30
DeLaurier		2-2	0-0	0-0	0-3-3	3	4	0	0	0	2	12
Baker		3-3	1-1	1-2	0-1-1	1	8	0	0	0	1	13
O'Connell		0-2	0-2	0-0	1-2-3	0	0	0	0	0	0	8
White		0-3	0-2	0-0	0-0-0	1	0	3	0	0	1	9
TEAM					0-1-1			1				
Totals		23-61	1-15	16-20	11-28-39	15	63	10	11	2	6	200
Pct.		37.7	6.7	80.0	DR: 2							

FG (1st Half: 8-30 26.7%; 2nd Half: 15-31 48.4%)  
3FG (1st Half: 0-12 0.0%; 2nd Half: 1-3 33.3%)  
FT (1st Half: 5-6 83.3%; 2nd Half: 11-14 78.6%)

BOSTON COLL		FG	3FG	FT	REB	PF	TP	A	T	B	S	MIN
Felder	f	1-5	0-1	0-0	2-1-3	2	2	0	0	0	0	17
Hamilton	f	3-11	0-6	0-0	3-4-7	4	6	0	2	0	0	28
Mitchell	f	1-5	0-2	0-0	3-9-12	3	2	3	1	1	3	35
Heath	g	5-10	1-3	1-2	1-8-9	1	12	1	4	1	1	33
Thornton	g	7-13	0-2	7-8	1-1-2	2	21	3	6	0	0	36
Rishwain		0-0	0-0	0-0	0-0-0	0	0	0	1	0	0	1
Hamilton		1-8	0-3	1-2	1-2-3	3	3	0	1	1	0	27
Popovic		4-7	1-1	0-0	0-4-4	2	9	0	2	0	1	23
Totals		22-59	2-18	9-12	11-29-40	17	55	7	17	3	5	200
Pct.		37.3	11.1	75.0	DR: 1							

FG (1st Half: 12-30 40.0%; 2nd Half: 10-29 34.5%)  
3FG (1st Half: 0-9 0.0%; 2

MEDIA GUIDE

2020-21 DUKE MEN'S BASKETBALL

25

NOTRE DAME  
[7] DUKE

Feb. 15, 2020

60  
94

CAMERON INDOOR STADIUM/DURHAM, N.C.												
NOTRE DAME		FG	3FG	FT	REB	PF	TP	A	T	B	S	MIN
Durham	f	9-13	0-0	3-3	2-2-4	3	21	1	2	1	0	23
Mooney	f	9-16	1-4	0-1	3-6-9	2	19	0	1	0	0	27
Pluegger	g	0-6	0-3	0-0	1-2-3	2	0	0	1	0	2	23
Hubb	g	2-7	1-4	1-2	0-1-1	0	6	5	5	0	1	33
Gibbs	g	0-7	0-1	0-0	0-0-0	1	0	6	1	0	0	29
Djogo	0-1	0-1	0-0	0-2-2	0	0	0	0	1	0	0	8
Laszewski	1-4	1-3	3-4	0-5-5	2	6	0	0	0	0	0	23
Goodwin	1-7	1-4	0-0	1-3-4	0	3	1	2	1	2	2	29
Morgan	1-2	1-1	2-2	0-0-0	1	5	1	1	0	0	0	5
TEAM				0-2-2								
Totals		23-63	5-21	9-12	7-23-30	11	60	14	14	2	5	200
Pct.		36.5	23.8	75.0	DR: 2,1							

FG (1st Half: 14-29 48.3%; 2nd Half: 9-34 26.5%)  
3FG (1st Half: 1-10 10.0%; 2nd Half: 4-11 36.4%)  
FT (1st Half: 3-4 75.0%; 2nd Half: 6-8 75.0%)

DUKE		FG	3FG	FT	REB	PF	TP	A	T	B	S	MIN
Moore Jr.	f	0-5	0-2	2-2	0-5-5	1	2	1	2	1	0	17
Hurt	f	5-9	2-4	0-0	1-8-9	2	12	3	0	0	0	28
Carey Jr.	c	8-10	1-1	4-5	0-4-4	2	21	2	2	2	2	23
Jones	g	9-13	1-2	0-0	1-6-7	2	19	6	2	0	1	33
Goldwire	g	4-5	1-1	0-0	0-2-2	1	9	1	0	0	3	30
DeLaurier		3-6	1-2	0-0	0-2-2	3	7	1	1	0	0	17
Baker		3-4	2-3	0-0	0-0-0	1	8	0	0	0	0	14
O'Connell		5-12	2-5	0-0	2-3-5	1	12	3	1	1	4	22
White		0-3	0-2	0-0	0-2-2	2	0	1	1	1	0	9
Robinson		1-1	0-0	0-0	0-0-0	0	2	0	0	0	1	0
Buckmire		1-1	0-0	0-0	1-0-1	0	2	1	0	0	0	3
TEAM		1-2-3										
Totals		39-69	10-22	6-7	6-34-40	15	94	19	9	6	11	200
Pct.		56.5	45.5	85.7	DR: 1							

FG (1st Half: 18-33 54.5%; 2nd Half: 21-36 58.3%)  
3FG (1st Half: 3-8 37.5%; 2nd Half: 7-14 50.0%)  
FT (1st Half: 3-4 75.0%; 2nd Half: 3-3 100%)

OFFICIALS: Lee Cassell, AJ Desai, Mike Stephens  
TECHNICAL FOULS: None

SCORE BY PERIODS	1ST	2ND	TOTAL
Notre Dame	32	28	60
Duke	42	52	94

26

[6] DUKE  
NC STATE

Feb. 19, 2020

66  
88

PNC ARENA/RALEIGH, N.C.												
DUKE		FG	3FG	FT	REB	PF	TP	A	TO	B	S	MIN
Hurt	f	1-2	1-2	0-2	1-2-3	3	3	0	1	0	0	9
Carey Jr.	c	10-20	0-2	7-12	6-6-12	2	27	0	1	3	0	30
Stanley	g	2-5	0-0	0-2	2-4-6	3	4	0	3	0	0	23
Goldwire	g	3-9	1-4	0-0	0-0-0	2	7	0	2	0	1	31
Jones	G	6-18	2-5	3-5	2-7-9	1	17	4	2	0	2	35
Moore Jr.		2-5	0-1	0-0	0-7-7	3	4	1	2	0	0	29
DeLaurier		1-4	0-0	0-1	4-0-4	2	2	1	0	1	0	11
Baker		0-2	0-1	0-0	0-0-0	1	0	0	0	0	1	8
O'Connell		1-4	0-2	0-0	0-0-0	1	2	0	2	0	0	20
White		0-0	0-0	0-0	0-0-0	1	0	0	0	1	0	4
TEAM		1-1-2										
Totals		26-69	4-17	10-22	16-27-43	19	66	6	13	5	4	200
Pct.		37.7	23.5	45.5	DR: 3							

FG (1st Half: 13-37 35.1%; 2nd Half: 13-32 40.6%)  
3FG (1st Half: 1-7 14.3%; 2nd Half: 3-10 30.0%)  
FT (1st Half: 2-7 28.6%; 2nd Half: 8-15 53.3%)

NC STATE		FG	3FG	FT	REB	PF	TP	A	TO	B	S	MIN
Funderburk	f	8-15	1-1	4-4	4-5-9	4	21	0	0	0	3	33
Bates	f	0-0	0-0	0-2	1-2-3	5	0	1	0	2	0	10
Johnson	g	10-19	5-6	3-4	2-7-9	1	28	4	1	0	2	35
Bryce	g	3-10	0-0	1-1	3-7-10	2	7	0	2	0	1	32
Daniels	g	8-15	1-2	8-10	1-8-9	2	25	3	4	0	1	36
Graham		0-0	0-0	0-0	0-0-0	0	0	0	0	0	0	1
Hellems		2-7	1-3	0-0	0-2-2	3	5	2	2	1	0	27
Beverly		1-5	0-1	0-0	0-1-1	1	2	0	0	0	0	20
Dixon		0-0	0-0	0-0	0-0-0	2	0	0	0	0	0	5
Farthing		0-0	0-0	0-0	0-0-0	0	0	0	0	0	0	1
TEAM					4-4-8				1			
Totals		32-71	8-13	16-21	15-36-51	20	88	10	10	3	7	200
Pct.		45.1	61.5	76.2	DR: 2							

FG (1st Half: 17-37 45.9%; 2nd Half: 15-34 44.1%)  
3FG (1st Half: 4-6 66.7%; 2nd Half: 4-7 57.1%)  
FT (1st Half: 6-10 60.0%; 2nd Half: 10-11 90.9%)

OFFICIALS: Mike Eades, John Gaffney, Brian O'Connell  
TECHNICAL FOULS: None

SCORE BY PERIODS	1ST	2ND	TOTAL
Duke	29	37	66
NC State	44	44	88

27

VIRGINIA TECH  
[6] DUKE

Feb. 22, 2020

64  
88

CAMERON INDOOR STADIUM/DURHAM, N.C.												
VA TECH	FG	3FG	FT	REB	PF	TP	A	TO	B	S	MIN	
Nolley II	f	1- 8	1- 3	0- 0	0- 1- 1	2	3	0	0	0	1	16
Horne	f	0- 3	0- 1	0- 0	0- 2- 2	2	0	0	0	0	1	18
Bede	g	1- 6	1- 2	0- 0	1- 3- 4	1	3	2	2	1	0	29
Alleyne	g	3- 8	1- 3	2- 3	0- 1- 1	4	9	1	1	0	0	21
Radford	g	7- 15	0- 1	2- 2	2- 7- 9	1	16	4	3	0	0	32
Cattoor	4- 6	2- 3	0- 0	0- 1- 1	2	10	0	1	0	1	15	
Wilkins	4- 8	1- 4	2- 2	2- 4- 6	3	11	5	0	0	3	24	
Cone	2- 9	2- 7	0- 0	0- 2- 2	1	6	1	0	0	0	23	
Ojako	3- 4	0- 0	0- 0	0- 4- 4	5	6	0	1	1	0	20	
Johnson	0- 0	0- 0	0- 0	0- 0- 0	0	0	0	0	0	0	2	
TEAM				0- 1- 1								
Totals		25-67	8-24	6- 7	5-26-31	21	64	13	8	3	5	200
Pct.		37.3	33.3	85.7	DR: 0							

FG (1st Half: 9-31 29.0%; 2nd Half: 16-36 44.4%)  
3FG (1st Half: 3-10 30.0%; 2nd Half: 5-14 35.7%)  
FT (1st Half: 4-4 100%; 2nd Half: 2-3 66.7%)

DUKE		FG	3FG	FT	REB	PF	TP	A	TO	B	S	MIN
Moore Jr.	f	0-5	0-2	3-4	0-4-4	0	3	3	1	1	1	26
Carey Jr.	c	4-8	1-2	7-9	1-8-9	0	16	0	2	1	0	23
Stanley	g	7-12	5-7	2-2	3-4-7	2	21	0	0	2	0	28
Jones	g	4-12	2-4	4-4	1-2-3	1	14	4	2	1	0	29
Goldwire	g	3-6	0-2	1-2	2-4-6	2	7	4	0	1	0	27
DeLaure		0-1	0-0	0-0	1-1-2	2	0	0	0	1	1	14
Baker		0-2	0-1	0-0	0-0-0	0	0	1	0	0	0	5
O'Neill		2-5	0-2	0-0	0-3-3	3	4	1	1	0	1	17
Hurt		4-7	2-4	6-10	3-7-10	1	16	1	2	2	1	24
White		1-1	0-0	0-0	0-0-0	1	2	0	0	0	0	10
Robinson		2-3	1-2	0-0	0-0-0	1	5	0	0	1	0	3
Buckmore		0-0	0-0	0-0	0-0-0	0	0	0	0	0	0	1
TEAM					3-2-5							
Totals		27-62	11-26	23-31	14-35-49	13	88	14	9	9	4	200
Pct.		43.5	42.3	74.2	DR 3.3							



31

Mar. 7, 2020

NORTH CAROLINA

[12] DUKE

ATTENDANCE: 9,314

CAMERON INDOOR STADIUM/DURHAM, N.C.												
N CAROLINA		FG	3FG	FT	REB	PF	TP	A	TO	B	S	MIN
Bacot	f	5-7	0-0	3-6	6-6-12	4	13	0	2	0	0	24
Brooks	f	9-22	0-0	8-10	9-4-13	3	26	0	0	0	0	37
Black	g	3-10	1-5	0-0	0-3-3	3	7	3	2	1	0	30
Anthony	g	4-14	0-2	1-2	0-2-2	3	9	3	2	0	2	39
Robinson	g	4-8	3-5	0-0	0-0-0	4	11	0	1	0	1	29
Platek		0-0	0-0	0-0	0-0-0	1	0	0	0	0	0	5
Francis		1-1	0-0	0-0	0-1-1	0	2	0	0	0	0	1
Miller		1-1	0-0	0-0	0-0-0	1	2	0	1	0	0	3
Pierce		1-2	0-0	2-2	2-1-3	1	4	1	1	0	0	13
Keeling		1-6	0-0	0-0	0-2-2	2	2	0	0	0	0	19
TEAM		2-0-2										
Totals		29-71	4-12	14-20	19-19-38	22	76	7	9	1	4	200
Pct.		40.8	33.3	70.0	DR: 2							

FG (1st Half: 14-35 40.0%; 2nd Half: 15-36 41.7%)  
3FG (1st Half: 2-7 28.6%; 2nd Half: 2-5 40.0%)  
FT (1st Half: 4-4 100%; 2nd Half: 10-16 62.5%)

DUKE		FG	3FG	FT	REB	PF	TP	A	TO	B	S	MIN
DeLaurier	f	2-2	0-0	0-0	1-1-2	4	4	0	0	1	3	11
White	f	0-0	0-0	0-0	0-0-0	0	0	0	0	0	0	6
Robinson	f	4-7	4-6	1-2	1-5-6	3	13	3	1	4	1	25
Stanley	g	6-10	3-5	4-4	1-5-6	1	19	1	3	0	0	36
Jones	g	4-13	3-7	10-10	1-2-3	2	21	11	2	2	1	39
Moore Jr.		1-4	0-0	2-2	3-2-5	1	4	2	2	0	0	23
Carey Jr.		8-14	0-1	9-11	2-8-10	3	25	0	3	1	1	27
Goldwire		0-2	0-1	3-4	0-2-2	1	3	2	1	0	0	24
Hurt		0-1	0-1	0-0	1-0-1	0	0	0	0	0	0	9
TEAM		0-2-2										
Totals		25-53	10-21	29-33	10-27-37	15	89	19	12	8	6	200
Pct.		47.2	47.6	87.9	DR: 3							

FG (1st Half: 13-31 41.9%; 2nd Half: 12-22 54.5%)  
3FG (1st Half: 4-11 36.4%; 2nd Half: 6-10 60.0%)  
FT (1st Half: 12-14 85.7%; 2nd Half: 17-19 89.5%)

OFFICIALS: Mike Eades, Roger Ayers, Bert Smith  
TECHNICAL FOULS: None

SCORE BY PERIODS	1ST	2ND	TOTAL
North Carolina	34	42	76
Duke	42	47	89

2019-20 ACC Team Statistics

SCORING OFFENSE	G	W-L	PTS	PPG
Duke [2]	31	25-6	2558	82.5
Florida State	31	26-5	2336	75.4
NC State	32	20-12	2388	74.6
Syracuse	32	18-14	2378	74.3
Notre Dame	32	20-12	2376	74.2
Louisville	31	24-7	2296	74.1
Wake Forest	31	13-18	2276	73.4
North Carolina	33	14-19	2381	72.2
Miami	31	15-16	2207	71.2
Georgia Tech	31	17-14	2126	68.6
Virginia Tech	32	16-16	2194	68.6
Clemson	31	16-15	2062	66.5
Pitt	33	16-17	2152	65.2
Boston College	32	13-19	2067	64.6
Virginia	30	23-7	1711	57.0

SCORING DEFENSE	G	PTS	PPG
Virginia [1]	30	1571	52.4
Louisville [32]	31	1974	63.7
Clemson [37]	31	1988	64.1
Florida State	31	2037	65.7
Pitt	33	2169	65.7
Georgia Tech	31	2059	66.4
Virginia Tech	32	2128	66.5
Duke	31	2107	68.0
Notre Dame	32	2195	68.6
Syracuse	32	2216	69.3
NC State	32	2231	69.7
Boston College	32	2260	70.6
North Carolina	33	2403	72.8
Miami	31	2270	73.2
Wake Forest	31	2321	74.9

SCORING MARGIN	G	OFF	DEF	MAR
Duke [5]	31	82.5	68.0	+14.5
Louisville [25]	31	74.1	63.7	+10.4
Florida State [29]	31	75.4	65.7	+9.6
Notre Dame	32	74.2	68.6	+5.7
Syracuse	32	74.3	69.2	+5.1
NC State	32	74.6	69.7	+4.9
Virginia	30	57.0	52.4	+4.7
Clemson	31	66.5	64.1	+2.4
Georgia Tech	31	68.6	66.4	+2.2
Virginia Tech	32	68.6	66.5	+2.1
Pitt	33	65.2	65.7	-0.5
North Carolina	33	72.2	72.8	-0.7
Wake Forest	31	73.4	74.9	-1.5
Miami	31	71.2	73.2	-2.0
Boston College	32	64.6	70.6	-6.0

REBOUNDS PER GAME	G	REB	RPG
North Carolina [2]	33	1382	41.9
Duke [14]	31	1244	40.1
Louisville [42]	31	1196	38.6
Notre Dame	32	1209	37.8
Wake Forest	31	1170	37.7
Georgia Tech	31	1127	36.3
Syracuse	32	1146	35.8
NC State	32	1142	35.7
Florida State	31	1102	35.5
Miami	31	1069	34.5
Pitt	33	1128	34.2
Virginia	30	1025	34.2
Virginia Tech	32	1086	33.9
Clemson	31	1045	33.7
Boston College	32	1058	33.1

REBOUNDING MARGIN	G	OWN	OPP	MAR
North Carolina [10]	33	41.9	34.3	+7.6
Louisville [23]	31	38.6	32.3	+6.3
Duke [29]	31	40.1	34.4	+5.7
Virginia	30	34.2	30.5	+3.6
Wake Forest	31	37.7	35	+2.7
Florida State	31	35.5	33	+2.6
Georgia Tech	31	36.3	33.8	+2.5
Notre Dame	32	37.8	38.2	-0.3
Clemson	31	33.7	34.7	-1.0
Syracuse	32	35.8	37.1	-1.2
NC State	32	35.7	37	-1.3
Pitt	33	34.2	36.3	-2.1
Virginia Tech	32	33.9	37.2	-3.2
Miami	31	34.5	38.5	-4.1
Boston College	32	33.1	38.1	-5.1

FIELD GOAL PERCENTAGE	G	FG	FGA	PCT
Duke [26]	31	920	1957	.470
Florida State	31	844	1848	.457
Louisville	31	810	1787	.453
Georgia Tech	31	781	1727	.452
NC State	32	885	1958	.452
Syracuse	32	813	1867	.435
Wake Forest	31	765	1769	.432
Miami	31	796	1855	.429
Clemson	31	735	1717	.428
Notre Dame	32	850	1993	.426
North Carolina	33	865	2058	.420
Virginia Tech	32	787	1877	.419
Virginia	30	626	1515	.413
Pitt	33	755	1867	.404
Boston College	32	742	1844	.402

FIELD GOAL PCT. DEFENSE	G	FG	FGA	PCT
Virginia [2]	30	573	1554	.369
Louisville [17]	31	690	1772	.389
Georgia Tech [33]	31	719	1800	.399
Syracuse	32	758	1868	.406
Florida State	31	694	1708	.406
Clemson	31	698	1697	.411
Notre Dame	32	832	2011	.414
Virginia Tech	32	771	1852	.416
Duke	31	784	1879	.417
North Carolina	33	843	2000	.422
NC State	32	792	1857	.426
Pitt	33	791	1838	.430
Wake Forest	31	819	1869	.438
Miami	31	862	1945	.443
Boston College	32	818	1845	.443

FREE THROW PERCENTAGE	G	FT	FTA	PCT
Miami [30]	31	396	522	.759
Florida State [49]	31	418	557	.750
Wake Forest	31	542	726	.747
Syracuse	32	493	666	.740
Notre Dame	32	366	498	.735
Louisville	31	421	576	.731
Duke	31	501	696	.720
Virginia	30	289	403	.717
Pitt	33	467	655	.713
Virginia Tech	32	305	429	.711
NC State	32	396	558	.710
Clemson	31	341	497	.686
North Carolina	33	470	689	.682
Georgia Tech	31	403	595	.677
Boston College	32	353	536	.659

NCAA Top 50 rank in [brackets]

## MEDIA GUIDE

## 2020-21 DUKE MEN'S BASKETBALL

THREE-POINT FG PERCENTAGE	G	3FG	3FGA	PCT
Louisville [17]	31	255	679	.376
<b>Duke</b>	<b>31</b>	<b>217</b>	<b>617</b>	<b>.352</b>
Virginia Tech	32	315	896	.352
Florida State	31	230	655	.351
Wake Forest	31	204	582	.351
Notre Dame	32	310	899	.345
Syracuse	32	259	787	.329
NC State	32	222	697	.319
Miami	31	219	690	.317
Clemson	31	251	797	.315
Georgia Tech	31	161	516	.312
Boston College	32	230	747	.308
North Carolina	33	181	595	.304
Virginia	30	170	560	.304
Pitt	33	175	592	.296

THREE-POINT FG PCT. DEFENSE	G	FG	FGA	PCT
Georgia Tech [7]	31	168	590	.285
Virginia [17]	30	194	663	.293
<b>Duke [32]</b>	<b>31</b>	<b>150</b>	<b>501</b>	<b>.299</b>
Louisville [39]	31	219	727	.301
NC State	32	193	610	.316
Florida State	31	218	687	.317
Syracuse	32	288	895	.322
Virginia Tech	32	254	788	.322
Clemson	31	244	749	.326
Wake Forest	31	220	660	.333
Boston College	32	229	686	.334
North Carolina	33	277	824	.336
Notre Dame	32	245	728	.337
Miami	31	229	675	.339
Pitt	33	247	728	.339

ASSIST-TO-TURNOVER RATIO	G	AST	TRN	RATO
Notre Dame [1]	32	528	315	1.68
Virginia Tech [5]	32	468	317	1.48
Syracuse [40]	32	447	363	1.23
<b>Duke</b>	<b>31</b>	<b>479</b>	<b>409</b>	<b>1.17</b>
Louisville	31	433	375	1.15
NC State	32	432	383	1.13
North Carolina	33	472	426	1.11
Clemson	31	401	386	1.04
Pitt	33	404	402	1.00
Florida State	31	409	410	1.00
Virginia	30	342	368	0.93
Boston College	32	403	439	0.92
Wake Forest	31	395	440	0.90
Georgia Tech	31	425	503	0.84
Miami	31	310	374	0.83

TURNOVER MARGIN	G	OWN	OPP	MAR
Florida State [21]	31	13.3	16.6	+3.39
Pitt [25]	33	12.2	15.5	+3.30
Syracuse [33]	32	11.3	14.0	+2.69
NC State [47]	32	12.0	14.2	+2.25
Virginia Tech	32	9.9	11.9	+2.03
Notre Dame	32	9.8	11.7	+1.81
<b>Duke</b>	<b>31</b>	<b>13.2</b>	<b>15.0</b>	<b>+1.81</b>
Clemson	31	12.5	13.5	+1.03
Boston College	32	13.8	14.6	+0.81
Miami	31	12.1	12.4	+0.32
Louisville	31	12.2	11.8	-0.42
Virginia	30	12.3	11.8	-0.47
North Carolina	33	12.9	11.5	-1.45
Georgia Tech	31	16.2	13.9	-2.35
Wake Forest	31	14.2	10.9	-3.29

BLOCKED SHOTS PER GAME	G	BLKS	BPG
<b>Duke [2]</b>	<b>31</b>	<b>188</b>	<b>6.06</b>
Florida State [12]	31	162	5.23
Virginia [19]	30	147	4.90
Georgia Tech [33]	31	142	4.58
NC State [36]	32	145	4.53
Syracuse [39]	32	143	4.47
Miami	31	119	3.84
Notre Dame	32	118	3.69
North Carolina	33	116	3.52
Pitt	33	113	3.42
Virginia Tech	32	95	2.97
Wake Forest	31	87	2.81
Louisville	31	83	2.68
Boston College	32	82	2.56
Clemson	31	74	2.39

ASSISTS PER GAME	G	AST	APG
Notre Dame [9]	32	528	16.50
<b>Duke [24]</b>	<b>31</b>	<b>479</b>	<b>15.45</b>
Virginia Tech	32	468	14.63
North Carolina	33	472	14.30
Syracuse	32	447	13.97
Louisville	31	433	13.97
Georgia Tech	31	425	13.71
NC State	32	434	13.56
Florida State	31	409	13.19
Clemson	31	401	12.94
Wake Forest	31	395	12.74
Boston College	32	403	12.59
Pitt	33	404	12.24
Virginia	30	343	11.43
Miami	31	310	10.00

STEALS	G	STLS	SPG
Florida State [12]	31	273	8.81
<b>Duke [21]</b>	<b>31</b>	<b>258</b>	<b>8.32</b>
Pitt [46]	33	258	7.82
NC State	32	245	7.66
Boston College	32	245	7.66
Syracuse	32	237	7.41
Georgia Tech	31	220	7.1
Clemson	31	211	6.81
Virginia Tech	32	193	6.03
Notre Dame	32	189	5.91
Miami	31	183	5.9
North Carolina	33	183	5.55
Virginia	30	161	5.37
Louisville	31	157	5.06
Wake Forest	31	151	4.87

NCAA Top 50 rank in [brackets]





## 2019-20 ACC Individual Statistics

SCORING	G	PTS	PPG
Elijah Hughes-SU [48]	32	609	19.0
Jordan Nwora-UL	31	558	18.0
<b>Vernon Carey Jr.-DU</b>	<b>31</b>	<b>552</b>	<b>17.8</b>
Garrison Brooks-NC	32	539	16.8
<b>Tre Jones-DU</b>	<b>29</b>	<b>471</b>	<b>16.2</b>
John Mooney-ND	31	502	16.2
Michael Devoe-GT	28	448	16.0
Brandon Childress-WF	30	467	15.6
Landers Nolley II-VT	32	495	15.5
Chris Lykes-UM	26	401	15.4
Buddy Boeheim-SU	32	491	15.3
Jose Alvarado-GT	24	345	14.4
Mamadi Diakite-VA	30	412	13.7
Olivier Sarr-WF	30	412	13.7
C.J. Bryce-ST	28	373	13.3
T.J. Gibbs-ND	32	426	13.3
DJ Vasiljevic-UM	31	409	13.2
Jay Heath-BC	31	406	13.1
Aamir Simms-CU	30	391	13.0
Moses Wright-GT	31	403	13.0

FIELD GOAL PERCENTAGE	G	FG	FGA	PCT
<b>Vernon Carey Jr.-DU [20]</b>	<b>31</b>	<b>199</b>	<b>345</b>	<b>.577</b>
Garrison Brooks-NC	32	207	387	.535
Moses Wright-GT	31	169	318	.531
Mamadi Diakite-VA	30	150	314	.478
Michael Devoe-GT	28	157	330	.476
John Mooney-ND	31	199	433	.460
C.J. Bryce-ST	28	141	320	.441
Jordan Nwora-UL	31	189	430	.440
Chris Lykes-UM	26	140	324	.432
Elijah Hughes-SU	32	198	465	.426

FREE THROW PERCENTAGE	GP	FT	FTA	PCT
Joseph Girard III-SU [10]	32	84	94	.894
Kihei Clark-VA [23]	30	78	89	.876
Trent Forrest-FS	31	83	101	.822
Chris Lykes-UM	26	70	86	.814
Elijah Hughes-SU	32	135	166	.813
Jordan Nwora-UL	31	104	128	.813
Brandon Childress-WF	30	127	157	.809
Jose Alvarado-GT	24	65	82	.793
Derryck Thornton-BC	29	88	112	.786
Landers Nolley II-VT	32	85	109	.780

REBOUNDS PER GAME	G	REB	RPG
John Mooney-ND [2]	31	394	12.7
Olivier Sarr-WF	30	270	9.0
<b>Vernon Carey Jr.-DU</b>	<b>31</b>	<b>272</b>	<b>8.8</b>
Steffon Mitchell-BC	31	269	8.7
Garrison Brooks-NC	32	273	8.5
Armando Bacot-NC	32	263	8.2
Dwayne Sutton-UL	31	254	8.2
Jordan Nwora-UL	31	239	7.7
James Banks-GT	31	235	7.6
Bourama Sidibe-SU	32	242	7.6

DEFENSIVE REBOUNDS	G	DR	DRPG
John Mooney-ND [1]	31	281	9.06
Olivier Sarr-WF	30	190	6.33
<b>Vernon Carey Jr.-DU</b>	<b>31</b>	<b>189</b>	<b>6.10</b>
Jordan Nwora-UL	31	187	6.03
Dwayne Sutton-UL	31	178	5.74
Braxton Key-VA	27	154	5.70
Steffon Mitchell-BC	31	172	5.55
Armando Bacot-NC	32	176	5.50
Garrison Brooks-NC	32	170	5.31
Moses Wright-GT	31	161	5.19

OFFENSIVE REBOUNDS	G	OR	ORPG
John Mooney-ND [17]	31	113	3.65
Garrison Brooks-NC [41]	32	103	3.22
Steffon Mitchell-BC [45]	31	97	3.13
Bourama Sidibe-SU	32	89	2.78
James Banks-GT	31	86	2.77
Armando Bacot-NC	32	87	2.72
<b>Vernon Carey Jr.-DU</b>	<b>31</b>	<b>83</b>	<b>2.68</b>
Olivier Sarr-WF	30	80	2.67
Dwayne Sutton-UL	31	76	2.45
DJ Funderburk-ST	30	71	2.37

THREE-POINT FIELD GOAL PCT.	G	3FG	3FGA	PCT
Buddy Boeheim-SU	32	97	262	0.37

THREE-POINT FIELD GOALS MADE	G	3FG	3PG
Buddy Boeheim-SU [20]	32	97	3.03
Jordan Nwora-UL	31	76	2.45
Elijah Hughes-SU	32	78	2.44
T.J. Gibbs-ND	32	76	2.38
Prentiss Hubb-ND	32	76	2.38
DJ Vasiljevic-UM	31	73	2.35
Ryan McMahon-UL	31	68	2.19
Joseph Girard III-SU	32	70	2.19
Landers Nolley II-VT	32	68	2.13
Jay Heath-BC	31	65	2.1

ASSISTS PER GAME	G	AST	APG
Markell Johnson-ST [8]	31	210	6.77
<b>Tre Jones-DU [15]</b>	<b>29</b>	<b>185</b>	<b>6.38</b>
Kihei Clark-VA [24]	30	176	5.87
Wabissa Bede-VT [34]	32	177	5.53
Prentiss Hubb-ND [44]	32	162	5.06
Xavier Johnson-UP [50]	33	163	4.94
Brandon Childress-WF	30	138	4.60
Trent Forrest-FS	31	124	4.00
Jose Alvarado-GT	24	96	4.00
Trey McGowens-UP	33	118	3.58

STEALS PER GAME	G	STL	SPG
Jose Alvarado-GT [18]	24	53	2.21
Steffon Mitchell-BC [19]	31	68	2.19
Markell Johnson-ST [34]	31	60	1.94
Trey McGowens-UP [37]	33	63	1.91
Trent Forrest-FS [45]	31	59	1.9
<b>Tre Jones-DU</b>	<b>29</b>	<b>51</b>	<b>1.76</b>
Xavier Johnson-UP	33	58	1.76
Devon Daniels-ST	32	53	1.66
<b>Jordan Goldwire-DU</b>	<b>31</b>	<b>47</b>	<b>1.52</b>
Joseph Girard III-SU	32	47	1.47

BLOCKED SHOTS PER GAME	GP	BLKS	BPG
Manny Bates-ST [7]	29	83	2.86
James Banks-GT [21]	31	76	2.45
Juwan Durham-ND [35]	32	66	2.06
Jay Huff-VA [37]	30	61	2.03
<b>Vernon Carey Jr.-DU</b>	<b>31</b>	<b>49</b>	<b>1.58</b>
Terrell Brown-UP	33	50	1.52
Bourama Sidibe-SU	32	44	1.38
Mamadi Diakite-VA	30	38	1.27
Olivier Sarr-WF	30	35	1.17
Moses Wright-GT	31	35	1.13

ASSIST-TO-TURNOVER RATIO	A	TO	ATO
Wabissa Bede-VT [6]	177	53	3.34
T.J. Gibbs-ND [21]	104	39	2.67
<b>Tre Jones-DU [35]</b>	<b>185</b>	<b>78</b>	<b>2.37</b>
Rex Pflueger-ND	104	49	2.12
Markell Johnson-ST	210	101	2.08
Steffon Mitchell-BC	96	50	1.92
Prentiss Hubb-ND	162	85	1.91
Joseph Girard III-SU	113	60	1.88
Kihei Clark-VA	176	105	1.68
Brandon Childress-WF	138	88	1.57

MINUTES PLAYED	G	MIN	MPG
Kihei Clark-VA [18]	30	1112	37.07
Elijah Hughes-SU [27]	32	1175	36.72
Buddy Boeheim-SU	32	1137	35.54
<b>Tre Jones-DU</b>	<b>29</b>	<b>1028</b>	<b>35.44</b>
Brandon Childress-WF	30	1060	35.33
Prentiss Hubb-ND	32	1127	35.20
Michael Devoe-GT	28	984	35.14
Garrison Brooks-NC	32	1118	34.93
T.J. Gibbs-ND	32	1117	34.90
Markell Johnson-ST	31	1059	34.15

leaders based on NCAA stat minimums;  
NCAA Top 50 rank in [brackets]





## **DUKE TRADITION**

---

<b>The Duke Tradition</b>	<b>66</b>
<b>Individual Honors</b>	<b>67-71</b>
<b>Hall of Fame Inductees</b>	<b>71</b>
<b>NCAA Tournament History</b>	<b>72-81</b>
<b>ACC Tournament History</b>	<b>82-85</b>
<b>In-Season Tournament Results</b>	<b>86-87</b>
<b>Foreign Exhibition Tours</b>	<b>87</b>
<b>Poll History</b>	<b>88-94</b>
<b>Sports Illustrated Covers</b>	<b>95</b>
<b>ESPN College GameDay</b>	<b>95</b>
<b>Retired Jerseys</b>	<b>96-102</b>
<b>All-Time Jersey Numbers</b>	<b>103</b>
<b>Lettermen</b>	<b>104-105</b>
<b>Duke in the NBA</b>	<b>106-108</b>
<b>International Basketball</b>	<b>109-110</b>



## The Duke Basketball Tradition

Duke University's love affair with the sport of basketball dates back to the very first collegiate game played in the state of North Carolina on March 2, 1906, when Duke was still Trinity College. Although Trinity lost that initial game to Wake Forest by a 24-10 score, it wasn't long before the sport caught on and won respect throughout campus.

The father of the sport was Wilbur Wade "Cap" Card. A 1900 Trinity graduate, Card went to Harvard for postgraduate work and then returned to his alma mater and introduced the sport in the spring of 1906.

It was greeted with enthusiasm by the school paper, *The Chronicle*. In a front page story on Jan. 30, 1906, *The Chronicle* reported the anticipated arrival of a new sport.

"It is well-nigh a certainty that Trinity is to have another game added to her list of athletic sports in the near future. The game in question is basketball, one of the most fascinating and most intensely interesting indoor sports known today.

"Anyone witnessing it will never forget it. The play is extremely fast and vigorous, yet open enough for an onlooker to follow the movement of the ball and the players."

The assessment still holds true more than 100 years later.

H.E. Spence, a reserve player in the first game, gave it the following critique. "It was easy to explain the small scores. First of all, the game was very much slower. The ball was tossed up at the center at the beginning of each quarter as well as the beginning of the game and the half. It was also thrown up after each point scored.

"Then, too, it was very difficult to throw goals when your guard was tattooing your ribs with his elbow, bumping you with his hip, stepping on your toe, or grabbing you by the belt."

Card's second season produced a winning record, and his fourth team went 8-1.

For the next decade-and-a-half, basketball at Trinity/Duke witnessed a constant changing of the guard, with no fewer than 10 different coaches handling the team from 1913 until 1928.

While basketball in North Carolina may have started at Trinity College in 1906, the real birth of the game came 20 years later on the day Eddie Cameron accepted a position at Duke.

Cameron not only became the then-winningest basketball coach in school history, and an extremely successful football replacement as well, he became Duke Athletics.

Cameron and his troops entered the Southern Conference and advanced all the way to the tournament final in the school's first year in the league. That success has continued throughout the years with the likes of Gerry Gerard, Harold Bradley, Vic Bubas, Bill Foster, and finally Mike Krzyzewski guiding one of the most prestigious programs in all of college athletics.

Individually, 11 Blue Devils have earned National Player of the Year honors a total of 14 times, six have been chosen National Defensive Player of the Year nine times, 50 have been named All-Americans and 18 times has a Duke player been named ACC Player of the Year.

In college basketball's modern era (since 1949), no team in the nation has boasted more consensus first-team All-Americans than Duke's 24. Duke also leads the nation in most National Player of the Year selections from the Associated Press (seven), Nasmith (eight), NABC (six), and Wooden (six).

Duke's Jason Williams was the seventh player in history to repeat as National Player of the Year (2001-02), with J.J. Redick doing so in 2005 and 2006. In 2001, Shane Battier and Williams became the first teammates to share National Player of the Year honors by the major outlets.

Battier joined UNLV's Stacey Augmon and Wake Forest's Tim Duncan as the only three-time winners of the NABC National Defensive Player of the Year award (1999-01).

Marvin Bagley III's magnificent freshman season in 2018 was capped by him becoming just the third player to lead the ACC in scoring, rebounding and shooting percentage in a single-season. He was just the second player in ACC history to earn Player of the Year and Rookie of the Year in the same season.

Duke headlined college basketball from start to finish in 2019 behind a pair of star-studded freshmen that led the Blue Devils to 32 wins and an ACC Tournament title. Zion Williamson was the consensus National Player of the Year and joined classmate RJ Barrett as consensus first-team All-Americans -- the first time in NCAA history a pair of freshman teammates were each named consensus first-team All-Americans in the same season.

Although the 2019-20 season was cut short by the COVID-19 pandemic that canceled both the ACC and NCAA Tournaments, Duke became the first team in ACC history to sweep the league's three major player awards with Tre Jones being named both the ACC Player of the Year and Defensive Player of the Year and Vernon Carey Jr., being selected the ACC Freshman of the Year.

Thanks in part to its history of elite players and coaches, Duke has never experienced more than three losing seasons in succession and currently owns a streak of 92 consecutive years of 10 wins or more. The Blue Devils have won 20 or more games 55 times and 30 or more contests 15 times in school history. Now entering its 116th season of play, Duke has collected the fourth-most wins in college basketball history with 2,201 victories to its credit.



### NCAA ALL-TIME WINNINGEST SCHOOLS BY VICTORIES

No.	School	Seasons	Won	Lost	Tied	Pct.
1.	Kentucky	118	2,318	712	1	.765
2.	Kansas	122	2,302	862	0	.728
3.	North Carolina	110	2,275	818	0	.736
4.	Duke	115	2,201	893	0	.711
5.	Temple	126	1,940	1,096	0	.639
6.	Syracuse	119	1,922	922	0	.676
7.	UCLA	101	1,906	864	0	.688
8.	Notre Dame	115	1,900	1,040	1	.646
9.	St. John's (N.Y.)	113	1,871	1,044	0	.642
10.	Indiana	120	1,856	1,062	0	.636
11.	Cincinnati	119	1,836	1,025	0	.642
12.	Utah	112	1,835	1,019	0	.643
13.	Arizona	116	1,834	957	1	.657
14.	Purdue	122	1,819	1,051	0	.634
15.	Western Kentucky	106	1,815	936	0	.660
16.	Illinois	115	1,811	1,022	0	.639
17.	Texas	115	1,809	1,097	0	.623
18.	Washington	125	1,807	1,201	0	.601
19.	Penn. State	120	1,806	1,123	2	.616
20.	BYU	118	1,806	1,101	0	.621

### NCAA ALL-TIME WINNINGEST SCHOOLS BY PERCENTAGE (MIN. 25 SEASONS IN DIVISION I)

No.	School	Seasons	Won	Lost	Tied	Pct.
1.	Kentucky	118	2,318	712	1	.765
2.	North Carolina	110	2,275	818	0	.736
3.	Kansas	122	2,302	862	0	.728
4.	Duke	115	2,201	893	0	.711
5.	UNLV	62	1,279	572	0	.691
6.	UCLA	101	1,906	864	0	.688
7.	Syracuse	119	1,922	922	0	.676
8.	Western Kentucky	106	1,815	936	0	.660
9.	Arizona	116	1,834	957	1	.657
10.	Villanova	100	1,799	941	0	.656
11.	Louisville	109	1,746	933	0	.652
12.	VCU	52	982	530	0	.649
13.	Murray State	95	1,663	903	0	.648
14.	Notre Dame	115	1,900	1,040	1	.646
15.	Utah	112	1,835	1,019	0	.643
16.	Norfolk State	67	1,239	692	0	.642
17.	St. John's (N.Y.)	113	1,871	1,044	0	.642
18.	Cincinnati	119	1,836	1,025	0	.642
19.	Connecticut	120	1,701	952	0	.641
20.	Temple	126	1,940	1,096	0	.639
21.	Illinois	115	1,811	1,022	0	.639

Individual Honors

NATIONAL PLAYER OF THE YEAR

<i>List by Player</i>	
Dick Groat	<sup>6</sup> 1951
Dick Groat	<sup>13</sup> 1952
Art Heyman	<sup>1, 3, 6, 9, 10, 12, 14, 15</sup> 1963
Johnny Dawkins	<sup>7</sup> 1986
Danny Ferry	<sup>3, 7, 13, 14</sup> 1989
Christian Laettner	<sup>1, 2, 3, 7, 8, 9, 10, 12, 14, 15</sup> 1992
Elton Brand	<sup>1, 3, 7, 8, 9, 11, 12, 14, 15</sup> 1999
Shane Battier	<sup>1, 2, 4, 5, 7, 9, 11, 12, 14, 15</sup> 2001
Jason Williams	<sup>8</sup> 2001
Jason Williams	<sup>1, 2, 5, 7, 8, 9, 12, 14, 15</sup> 2002
J.J. Redick	<sup>9</sup> 2005
J.J. Redick	<sup>1, 2, 7, 8, 9, 12, 14, 15</sup> 2006
Marvin Bagley III	<sup>2</sup> 2018
Zion Williamson	<sup>1, 2, 7, 8, 12, 14, 15</sup> 2019

Duke recognizes the following Player of the Year honors: Associated Press<sup>1</sup>, Basketball Times<sup>2</sup>, Basketball Weekly<sup>3</sup>, CBS/Chevrolet<sup>4</sup>, ESPN<sup>5</sup>, Helms<sup>6</sup>, Naismith<sup>7</sup>, NABC<sup>8</sup>, Rupp<sup>9</sup>, Scripps-Howard<sup>10</sup>, Sports Illustrated<sup>11</sup>, The Sporting News<sup>12</sup>, UPI<sup>13</sup>, USBWA<sup>14</sup>, Wooden<sup>15</sup>

The NCAA currently recognizes the following: Associated Press, Basketball Times, Naismith, NABC, USBWA, Wooden

Now defunct, or no longer presented: Basketball Weekly, CBS/Chevrolet, Helms, Rupp, Scripps-Howard, UPI

NATIONAL DEFENSIVE PLAYER OF THE YEAR

Tommy Amaker	1987
Billy King	1988
Grant Hill	1993
Steve Wojciechowski	1998
Shane Battier	1999
Shane Battier	2000
Shane Battier	2001
Shelden Williams	2005
Shelden Williams	2006

As selected by the NABC

NATIONAL COACH OF THE YEAR

Bill Foster	<sup>5</sup> 1978
Mike Krzyzewski	<sup>1, 2, 7</sup> 1986
Mike Krzyzewski	<sup>4</sup> 1989
Mike Krzyzewski	<sup>5</sup> 1991
Mike Krzyzewski	<sup>4, 6</sup> 1992
Mike Krzyzewski	<sup>1</sup> 1997
Mike Krzyzewski	<sup>4, 5</sup> 1999
Mike Krzyzewski	<sup>2</sup> 2000
Mike Krzyzewski	<sup>8</sup> 2001
Mike Krzyzewski	<sup>3</sup> 2004

Coach of the Year honors selected by Basketball Times<sup>1</sup>, CBS/Chevrolet<sup>2</sup>, Claire Bee<sup>3</sup>, Naismith<sup>4</sup>, NABC<sup>5</sup>, The Sporting News<sup>6</sup>, UPI<sup>7</sup>, Victor Awards<sup>8</sup>

NATIONAL FRESHMAN OF THE YEAR

Luol Deng	<sup>1</sup> 2004
Jabari Parker	<sup>1</sup> 2014
Jahlil Okafor	<sup>1</sup> 2015
Marvin Bagley III	<sup>2, 3</sup> 2018
Zion Williamson	<sup>1, 2, 3</sup> 2019
Vernon Carey Jr.	<sup>1, 2</sup> 2020

As selected by the USBWA<sup>1</sup>, NABC<sup>2</sup>, Basketball Times<sup>3</sup>

JERRY WEST AWARD

RJ Barrett	2019
------------	------

Top shooting guard as selected by the Hall of Fame

KARL MALONE AWARD

Zion Williamson	2019
-----------------	------

Top power forward as selected by the Hall of Fame

PETE NEWELL BIG MAN AWARD

Mason Plumlee	2013
Jahlil Okafor	2015
Marvin Bagley III	2018

As selected by the NABC

CHIP HILTON AWARD

Shane Battier	2001
---------------	------

Senior with high personal character as selected by the NABC; award discontinued in 2011

SENIOR CLASS AWARD

Shane Battier	2001
J.J. Redick	2006

GOOD WORKS TEAM

Tyler Thornton	2013
----------------	------

As selected by the NABC

JAMES E. SULLIVAN AWARD

J.J. Redick	2005
-------------	------

Nation's best amateur athlete; presented by the AAU

ESPY AWARD

Christian Laettner	1993
Bobby Hurley	1994
Grant Hill	1995
Elton Brand	2000

Best player in men's college basketball; discontinued in 2001

ALL-AMERICA

Bill Werber	1930
Jim Thompson	1934
Bill Mock	1940
Ed Koffenberger	1946
Ed Koffenberger (2nd)	1947
Dick Groat (2nd)	1951
Dick Groat (1st)	1952
Art Heyman	1961
Art Heyman (2nd)	1962
Art Heyman (1st)	1963
Jeff Mullins	1963
Jeff Mullins (2nd)	1964
Jack Marin (2nd)	1966
Bob Verga (2nd)	1966
Bob Verga (1st)	1967
Mike Lewis	1968
Randy Denton	1971
Mike Gminski	1978
Jim Spanarkel	1978
Jim Spanarkel (2nd)	1979
Gene Banks	1979
Mike Gminski (1st)	1979
Mike Gminski (2nd)	1980
Gene Banks	1981
Johnny Dawkins (1st)	1985
Johnny Dawkins (1st)	1986
Mark Alarie	1986
Tommy Amaker	1987
Danny Ferry (2nd)	1988
Danny Ferry (1st)	1989
Christian Laettner	1990
Christian Laettner (2nd)	1991
Christian Laettner (1st)	1992
Grant Hill	1992
Bobby Hurley	1992
Grant Hill (2nd)	1993
Bobby Hurley (1st)	1993
Grant Hill (1st)	1994
Trajan Langdon	1998
Roshawn McLeod	1998
Elton Brand (1st)	1999
Trajan Langdon (2nd)	1999
Shane Battier (2nd)	2000
Chris Carrawell (1st)	2000
Shane Battier (1st)	2001
Jason Williams (1st)	2001
Carlos Boozer	2002
Mike Dunleavy (2nd)	2002
Jason Williams (1st)	2002
Chris Duhon	2004
J.J. Redick	2004
Shelden Williams	2004
J.J. Redick (1st)	2005
Shelden Williams	2005
J.J. Redick (1st)	2006
Shelden Williams (1st)	2006
DeMarcus Nelson	2008
Gerald Henderson	2009
Jon Scheyer (2nd)	2010
Kyle Singler	2011
Nolan Smith (1st)	2011
Austin Rivers	2012
Seth Curry	2013
Mason Plumlee (2nd)	2013
Jabari Parker (1st)	2014
Jahlil Okafor (1st)	2015
Quinn Cook	2015
Grayson Allen	2016
Luke Kennard (2nd)	2017
Marvin Bagley III (1st)	2018
RJ Barrett (1st)	2019
Zion Williamson (1st)	2019
Vernon Carey Jr. (2nd)	2020
Tre Jones	2020

Note: Consensus All-America selections are listed in parentheses; honorable mention selections are not listed.

FRESHMEN NAMED ALL-AMERICA

Bill Mock	1940
Austin Rivers	2012
Jabari Parker (1st)	2014
Jahlil Okafor (1st)	2015
Marvin Bagley III (1st)	2018
Zion Williamson (1st)	2019
RJ Barrett (1st)	2019
Vernon Carey Jr. (2nd)	2020

Note: Consensus All-America selections are listed in parentheses; honorable mention selections are not listed.

NCAA POSTGRADUATE SCHOLARSHIP

Bob Fleischer	1975
---------------	------

ACADEMIC ALL-AMERICA

Jay Buckley	1963
Jay Buckley	1964
Dick DeVenizio	1971
Gary Melchionni (2nd)	1972
Bob Fleischer (2nd)	1974
Bob Fleischer	1975
Mike Gminski (1st)	1978
Jim Spanarkel (1st)	1978
Mike Gminski (1st)	1979
Jim Spanarkel (1st)	1979
Mike Gminski	1980
Quin Snyder (2nd)	1989
Shane Battier (1st)	2000
Shane Battier (1st)	2001
Mike Dunleavy (2nd)	2002
Greg Paulus (3rd)	2008
Greg Paulus (3rd)	2009
Mason Plumlee (1st)	2012
Mason Plumlee (1st)	2013
Grayson Allen (2nd)	2016

As selected by CoSIDA

ACC PLAYER OF THE YEAR

Art Heyman	1963
Jeff Mullins	1964
Steve Vacendak	1966
Mike Gminski	1979
Danny Ferry	1988
Danny Ferry	1989
Christian Laettner	1992
Grant Hill	1994
Elton Brand	1999
Chris Carrawell	2000
Shane Battier	2001
J.J. Redick	2005
J.J. Redick	2006
Nolan Smith	2011
Jahlil Okafor	2015
Marvin Bagley III	2018
Zion Williamson	2019
Tre Jones	2020

ACC DEFENSIVE PLAYER OF THE YEAR

Shelden Williams	2005
Shelden Williams	2006
DeMarcus Nelson	2008
Tre Jones	2020

ACC MOST IMPROVED PLAYER

Grayson Allen (co)	2016
--------------------	------

ACC COACH OF THE YEAR

Harold Bradley	1959
Vic Bunas	1963
Vic Bunas	1964
Vic Bunas	1966
Bill Foster	1978
Mike Krzyzewski	1984
Mike Krzyzewski	1986
Mike Krzyzewski	1997
Mike Krzyzewski	1999
Mike Krzyzewski	2000

ACC FRESHMAN OF THE YEAR

Jim Spanarkel	1976
Mike Gminski	1977
Gene Banks	1978
Chris Duhon	2001
Kyle Singler	2008
Austin Rivers	2012
Jabari Parker	2014
Jahlil Okafor	2015

Brandon Ingram	2016
Marvin Bagley III	2018
Zion Williamson	2019
Vernon Carey Jr.	2020

ACC 50TH ANNIVERSARY TEAM

Shane Battier	2003
Elton Brand	2003
Johnny Dawkins	2003
Danny Ferry	2003
Mike Gminski	2003
Art Heyman	2003
Grant Hill	2003
Christian Laettner	2003
Jeff Mullins	2003
Jason Williams	2003

Selected in 2003; Duke had 11 of the 50 players selected.

ALL-ACC\*

Rudy D'Emilio (1st)	1954
Joe Belmont (2nd)	1954
Ronnie Mayer (2nd)	1954
Ronnie Mayer (1st)	1955
Joe Belmont (2nd)	1955
Joe Belmont (1st)	1956
Ronnie Mayer (2nd)	1956
Jim Newcome (2nd)	1957
Jim Newcome (1st)	1958
Bucky Allen (2nd)	1958
Paul Schmidt (2nd)	1958
Carroll Youngkin (1st)	1959
Howard Hurt (2nd)	1959
Howard Hurt (2nd)	1960
Art Heyman (1st)	1961
Howard Hurt (2nd)	1961
Art Heyman (1st)	1962
Jeff Mullins (1st)	1962
Art Heyman (1st)	1963
Jeff Mullins (1st)	1963
Jeff Mullins (1st)	1964
Jay Buckley (2nd)	1964
Buzzy Harrison (2nd)	1964
Hack Tison (2nd)	1964
Jack Marin (1st)	1965
Bob Verga (1st)	1965
Steve Vacendak (2nd)	1965
Jack Marin (1st)	1966
Bob Verga (1st)	1966
Steve Vacendak (2nd)	1966
Bob Verga (1st)	1967
Mike Lewis (2nd)	1967
Mike Lewis (1st)	1968
Randy Denton (2nd)	1969
Randy Denton (2nd)	1970
Randy Denton (1st)	1971
Gary Melchionni (2nd)	1972
Alan Shaw (2nd)	1972
Gary Melchionni (1st)	1973
Chris Redding (2nd)	1973
Bob Fleisher (2nd)	1975
Tate Armstrong (1st)	1976
Jim Spanarkel (2nd)	1977
Mike Gminski (1st)	1978
Jim Spanarkel (1st)	1978
Gene Banks (2nd)	1978
Mike Gminski (1st)	1979
Jim Spanarkel (1st)	1979
Gene Banks (2nd)	1979
Mike Gminski (1st)	1980
Gene Banks (2nd)	1980
Gene Banks (1st)	1981
Vince Taylor (1st)	1982
Johnny Dawkins (2nd)	1983
Mark Alarie (1st)	1984
Johnny Dawkins (2nd)	1984
Johnny Dawkins (1st)	1985
Mark Alarie (2nd)	1985
Mark Alarie (1st)	1986
Johnny Dawkins (1st)	1986
Tommy Amaker (2nd)	1987
Danny Ferry (2nd)	1987
Danny Ferry (1st)	1988
Danny Ferry (1st)	1989
Phil Henderson (2nd)	1990
Christian Laettner (2nd)	1990
Alaa Abdelnaby (3rd)	1990



## 2020-21 DUKE MEN'S BASKETBALL

## MEDIA GUIDE

Christian Laettner (1st)	1991
Thomas Hill (3rd)	1991
Bobby Hurley (3rd)	1991
Christian Laettner (1st)	1992
Grant Hill (2nd)	1992
Bobby Hurley (2nd)	1992
Thomas Hill (3rd)	1992
Grant Hill (1st)	1993
Bobby Hurley (1st)	1993
Thomas Hill (3rd)	1993
Grant Hill (1st)	1994
Cherokee Parks (2nd)	1994
Antonio Lang (3rd)	1994
Cherokee Parks (2nd)	1995
Chris Collins (2nd)	1996
Jeff Capel (3rd)	1996
Ricky Price (3rd)	1996
Trajan Langdon (1st)	1997
Steve Wojciechowski (2nd)	1997
Trajan Langdon (1st)	1998
Roshown McLeod (1st)	1998
Steve Wojciechowski (3rd)	1998
Elton Brand (1st)	1999
Trajan Langdon (1st)	1999
William Avery (2nd)	1999
Shane Battier (3rd)	1999
Chris Carrawell (3rd)	1999
Shane Battier (1st)	2000
Chris Carrawell (1st)	2000
Jason Williams (3rd)	2000
Shane Battier (1st)	2001
Jason Williams (1st)	2001
Nate James (3rd)	2001
Jason Williams (1st)	2002
Carlos Boozer (1st)	2002
Mike Dunleavy (1st)	2002
Dahntay Jones (1st)	2003
Chris Duhon (3rd)	2003
J.J. Redick (3rd)	2003
Chris Duhon (1st)	2004
J.J. Redick (2nd)	2004
Shelden Williams (2nd)	2004
Luol Deng (3rd)	2004
J.J. Redick (1st)	2005
Shelden Williams (1st)	2005
Daniel Ewing (3rd)	2005
J.J. Redick (1st)	2006
Shelden Williams (1st)	2006
Josh McRoberts (2nd)	2007
DeMarcus Nelson (1st)	2008
Greg Paulus (3rd)	2008
Kyle Singler (3rd)	2008
Gerald Henderson (1st)	2009
Kyle Singler (2nd)	2009
Jon Scheyer (1st)	2010
Kyle Singler (1st)	2010
Nolan Smith (2nd)	2010
Kyle Singler (1st)	2011
Nolan Smith (1st)	2011
Austin Rivers (1st)	2012
Seth Curry (3rd)	2012
Mason Plumlee (3rd)	2012
Mason Plumlee (1st coaches/1st media)	2013
Seth Curry (1st coaches/2nd media)	2013
Quinn Cook (3rd media)	2013
Rodney Hood (2nd coaches/2nd media)	2014
Jabari Parker (1st coaches/1st media)	2014
Quinn Cook (2nd coaches/2nd media)	2015
Tyus Jones (3rd coaches/3rd media)	2015
Jahlil Okafor (1st coaches/1st media)	2015
Grayson Allen (1st coaches/1st media)	2016
Brandon Ingram (2nd coaches/2nd media)	2016
Luke Kennard (1st)	2017
Jayson Tatum (3rd)	2017
Marvin Bagley III (1st)	2018
Wendell Carter Jr. (2nd)	2018
Grayson Allen (3rd)	2018
RJ Barrett (1st)	2019
Zion Williamson (1st)	2019
Tre Jones (hm)	2019
Cam Reddish (hm)	2019
Vernon Carey Jr. (1st)	2020
Tre Jones (1st)	2020

\* All-ACC teams were selected by media only from 1954-2012.  
From 2013-16, All-ACC teams were named by both the coaches and media. Beginning in 2017, All-ACC teams were unified under a voting panel that includes both coaches and media.

### ALL-SOUTHERN CONFERENCE

Bill Werber	1929
Harry Councilor	1930
Bill Werber	1930
Jim Thompson	1933
Herb Thompson	1934
Jim Thompson	1934
Ed Swindell	1939
Bill Mock	1940
Chuck Holley	1941
Ray Spuhler	1941
Cy Vasek	1941
Bill McCahan	1942
Ray Spuhler	1942
Bob Gantt	1943
John Seward	1943
Gordon Carver	1944
Bill Wright	1944
Dan Buckley	1945
Gordon Carver	1945
Ed Koffenberger	1946
John Seward	1946
Dick Whiting	1946
Ed Koffenberger	1947
Corren Youmans	1948
Corren Youmans	1949
Corren Youmans	1950
Dick Groat	1951
Dick Groat	1952

### TWO-TIME FIRST TEAM ALL-CONFERENCE

Bill Werber	SOCOM 1929, 30
Jim Thompson	SOCOM 1933, 34
Ray Spuhler	SOCOM 1941, 42
John Seward	SOCOM 1943, 46
Gordon Carver	SOCOM 1944, 45
Ed Koffenberger	SOCOM 1946, 47
Dick Groat	SOCOM 1951, 52
Jack Marin	ACC 1965, 66
Jim Spanarkel	ACC 1978, 79
Mark Alarie	ACC 1984, 86
Johnny Dawkins	ACC 1985, 86
Danny Ferry	ACC 1988, 89
Christian Laettner	ACC 1991, 92
Grant Hill	ACC 1993, 94
Shane Battier	ACC 2000, 01
Jason Williams	ACC 2001, 02
J.J. Redick	ACC 2005, 06
Shelden Williams	ACC 2005, 06
Kyle Singler	ACC 2010, 11

### THREE-TIME FIRST TEAM ALL-CONFERENCE

Corren Youmans	SOCOM 1948, 49, 50
Art Heyman	ACC 1961, 62, 63
Jeff Mullins	ACC 1962, 63, 64
Bob Verga	ACC 1965, 66, 67
Mike Gminski	ACC 1978, 79, 80
Trajan Langdon	ACC 1997, 98, 99

### ACC TOURNAMENT MVP

Doug Kistler	1960
Art Heyman	1963
Jeff Mullins	1964
Steve Vacendak	1966
Jim Spanarkel	1978
Johnny Dawkins	1986
Danny Ferry	1988
Christian Laettner	1992
Elton Brand	1999
Jason Williams	2000
Shane Battier	2001
Carlos Boozer	2002
Daniel Ewing	2003
J.J. Redick	2005
J.J. Redick	2006
Jon Scheyer	2009
Kyle Singler	2010
Nolan Smith	2011
Luke Kennard	2017
Zion Williamson	2019

### ACC ALL-TOURNAMENT

Rudy D'Emilio (2nd)	1954
Bernie Janicki (2nd)	1954
Ronnie Mayer (1st)	1955
Joe Belmont (2nd)	1955
Ronnie Mayer (2nd)	1956

Bucky Allen (2nd)	1958
Bobby Joe Harris (2nd)	1958
Bob Vernon (2nd)	1958
Howard Hurt (2nd)	1959
Carroll Youngkin (2nd)	1959
Howard Hurt (1st)	1960
Doug Kistler (1st)	1960
John Frye (2nd)	1960
Carroll Youngkin (2nd)	1960
John Frye (1st)	1961
Art Heyman (1st)	1961
Carroll Youngkin (2nd)	1961
Art Heyman (1st)	1962
Jeff Mullins (1st)	1962
Art Heyman (1st)	1963
Jeff Mullins (1st)	1963
Jay Buckley (2nd)	1963
Buzzy Harrison (2nd)	1963
Jay Buckley (1st)	1964
Jeff Mullins (1st)	1964
Danny Ferguson (2nd)	1964
Hack Tison (2nd)	1964
Steve Vacendak (1st)	1965
Bob Verga (1st)	1965
Jack Marin (2nd)	1965
Mike Lewis (1st)	1966
Steve Vacendak (1st)	1966
Bob Verga (1st)	1966
Jack Marin (2nd)	1966
Bob Riedy (2nd)	1966
Bob Verga (1st)	1967
Mike Lewis (2nd)	1967
Mike Lewis (2nd)	1968
Dick DeVenzio (1st)	1969
Steve Vandenberg (1st)	1969
Dave Golden (2nd)	1969
Gary Melchionni (2nd)	1972
Tate Armstrong (1st)	1976
Mike Gminski (2nd)	1977
Jim Spanarkel (2nd)	1977
Gene Banks (1st)	1978
Mike Gminski (1st)	1978
Jim Spanarkel (1st)	1978
Kenny Dennard (2nd)	1978
Mike Gminski (1st)	1979
Jim Spanarkel (1st)	1979
Gene Banks (1st)	1980
Mike Gminski (1st)	1980
Vince Taylor (2nd)	1980
Mark Alarie (1st)	1984
Johnny Dawkins (1st)	1984
Johnny Dawkins (1st)	1985
Jay Bilas (2nd)	1985
Mark Alarie (1st)	1986
Johnny Dawkins (1st)	1986
David Henderson (1st)	1986
Robert Brickley (1st)	1988
Danny Ferry (1st)	1988
Quin Snyder (2nd)	1988
Danny Ferry (1st)	1989
Phil Henderson (1st)	1989
Christian Laettner (2nd)	1989
Phil Henderson (1st)	1990
Christian Laettner (2nd)	1990
Christian Laettner (1st)	1991
Grant Hill (2nd)	1991
Greg Koubek (2nd)	1991
Brian Davis (1st)	1992
Bobby Hurley (1st)	1992
Christian Laettner (1st)	1992
Grant Hill (2nd)	1992
Grant Hill (2nd)	1994
Cherokee Parks (2nd)	1994
Trajan Langdon (1st)	1998
Roshown McLeod (1st)	1998
Chris Carrawell (2nd)	1998
William Avery (1st)	1999
Elton Brand (1st)	1999
Shane Battier (2nd)	1999
Corey Maggette (2nd)	1999
Shane Battier (1st)	2000
Chris Carrawell (1st)	2000
Jason Williams (1st)	2000
Carlos Boozer (2nd)	2000
Mike Dunleavy (2nd)	2000
Nate James (2nd)	2000

Shane Battier (1st)	2001
Mike Dunleavy (1st)	2001
Jason Williams (1st)	2001
Nate James (2nd)	2001
Carlos Boozer (1st)	2002
Mike Dunleavy (1st)	2002
Jason Williams (1st)	2002
Chris Duhon (2nd)	2002
Daniel Ewing (1st)	2003
Dahntay Jones (2nd)	2003
J.J. Redick (2nd)	2003
Chris Duhon (1st)	2004
Greg Paulus (1st)	2004
Shelden Williams (1st)	2004
Luol Deng (2nd)	2004
Daniel Ewing (1st)	2005
J.J. Redick (1st)	2005
Shelden Williams (1st)	2005
J.J. Redick (1st)	2006
Shelden Williams (1st)	2006
Josh McRoberts (2nd)	2006
Greg Paulus (2nd)	2006
Gerald Henderson (1st)	2009
Jon Scheyer (1st)	2009
Kyle Singler (1st)	2009
Jon Scheyer (1st)	2010
Nolan Smith (1st)	2010
Kyle Singler (1st)	2010
Kyle Singler (1st)	2011
Nolan Smith (1st)	2011
Seth Curry (2nd)	2011
Miles Plumlee (2nd)	2011
Austin Rivers (2nd)	2012
Rodney Hood (2nd)	2014
Amile Jefferson (2nd)	2014
Jabari Parker (1st)	2014
Jahlil Okafor (2nd)	2015
Grayson Allen (2nd)	2016
Grayson Allen (2nd)	2017
Frank Jackson (2nd)	2017
Amile Jefferson (2nd)	2017
Luke Kennard (1st)	2017
Jayson Tatum (1st)	2017
Marvin Bagley III (1st)	2018
RJ Barrett (1st)	2019
Tre Jones (2nd)	2019
Zion Williamson (1st)	2019

### ALL-ACC ACADEMIC

Jay Buckley	1963
Buzzy Harrison	1963
Jay Buckley	1964
Buzzy Harrison	1964
Denny Fuerguson	1965
Jack Marin	1966
Dick DeVenzio	1969
Rick Katherman	1969
Dick DeVenzio	1970
Rick Katherman	1970
Dick DeVenzio	1971
Gary Melchionni	1972
Bob Fleischer	1974
Bob Fleischer	1975
Terry Chili	1976
Steve Gray	1977
Mike Gminski	1978
Jim Spanarkel	1978
Mike Gminski	1979
Jim Spanarkel	1979
Bob Bender	1980
Mike Gminski	1980
Chip Engelland	1983
Mark Alarie	1986
Quin Snyder	1987
Quin Snyder	1988
Danny Ferry	1989
Quin Snyder	1989
Bill McCaffrey	1991
Thomas Hill	1993
Antonio Lang	1993
Chris Collins	1995
Erik Meek	1995
Steve Wojciechowski	1995
Matt Christensen	1996
Taymon Domzalski	1996
Todd Singleton	1996

## MEDIA GUIDE

Jeff Capel	1997
Trajan Langdon	1997
Carmen Wallace	1997
Steve Wojciechowski	1997
Shane Battier	1998
Mike Chappell	1998
Taymon Domzalski	1998
Trajan Langdon	1998
Taymon Domzalski	1999
Trajan Langdon	1999
Shane Battier	2000
Mike Dunleavy	2000
Shane Battier	2001
Matt Christensen	2001
Mike Dunleavy	2001
Mike Dunleavy	2002
Dahntay Jones	2002
Jason Williams	2002
Nick Horvath	2003
Chris Duhon	2004
Nick Horvath	2004
Lee Melchionni	2005
J.J. Redick	2005
Greg Paulus	2006
Martynas Pocius	2006
Martynas Pocius	2007
Greg Paulus	2008
Brian Zoubek	2008
Greg Paulus	2009
Brian Zoubek	2009
Ryan Kelly	2010
Brian Zoubek	2010
Ryan Kelly	2011
Mason Plumlee	2011
Kyle Singler	2011
Michael Gbinije	2012
Mason Plumlee	2012
Amile Jefferson	2013
Ryan Kelly	2013
Mason Plumlee	2013
Rasheed Sulaimon	2013
Rodney Hood	2014
Amile Jefferson	2014
Jabari Parker	2014
Grayson Allen	2015
Amile Jefferson	2015
Tyus Jones	2015
Marshall Plumlee	2015
Justise Winslow	2015
Grayson Allen	2016
Chase Jeter	2016
Amile Jefferson	2016
Grayson Allen	2017
Chase Jeter	2017
Grayson Allen	2018
Marvin Bagley III	2018
Jack White	2019
<b>Wendell Moore Jr.</b>	<b>2020</b>
Jack White	2020

### ACC ALL-DEFENSIVE TEAM

Steve Wojciechowski (c)	1997
Shane Battier (c)	1998
Steve Wojciechowski (c)	1998
Chris Carrawell (c)	1999
Shane Battier (m, c)	1999
Chris Carrawell (m, c)	2000
Shane Battier (m, c)	2000
Nate James (c)	2001
Shane Battier (m, c)	2001
Mike Dunleavy (m)	2002
Chris Duhon (m, c)	2002
Dahntay Jones (c)	2002
Dahntay Jones (m, c)	2003
Chris Duhon (m, c)	2004
Shelden Williams (m, c)	2004
Shelden Williams (m, c)	2005
Shelden Williams (m, c)	2006
Josh McRoberts (m)	2007
DeMarcus Nelson (c)	2007
DeMarcus Nelson (m, c)	2008
Gerald Henderson (m, c)	2009
Lance Thomas (m, c)	2010
Nolan Smith (m, c)	2011
Mason Plumlee (c)	2013
Matt Jones	2017
Tre Jones	2019
Zion Williamson	2019
Tre Jones	2020

m - media; c - coaches

### ALL-ACC FRESHMAN TEAM

Chris Collins	1993
Taymon Domzalski	1996
Chris Carrawell	1997
Shane Battier	1998
Corey Maggette	1999
Jason Williams	2000
Carlos Boozer	2000
Chris Duhon	2001
J.J. Redick	2003
Luol Deng	2004
DeMarcus Nelson	2005
Greg Paulus	2006
Josh McRoberts	2006
Jon Scheyer	2007
Kyle Singler	2008
Austin Rivers	2012
Rasheed Sulaimon (m,c)	2013
Jabari Parker (m,c)	2014
Tyus Jones (m,c)	2015
Jahlil Okafor (m,c)	2015
Justise Winslow (m,c)	2015
Brandon Ingram (m,c)	2016
Jayson Tatum	2017
Marvin Bagley III	2018
Wendell Carter Jr.	2018
RJ Barrett	2019
Tre Jones	2019
Zion Williamson	2019
Vernon Carey Jr.	2020
Cassius Stanley	2020

m - media; c - coaches

### DISTRICT PLAYER OF THE YEAR

Mike Gminski	<sup>1</sup> 1979
Christian Laettner	<sup>1</sup> 1991
Christian Laettner	<sup>1</sup> 1992
Chris Carrawell	<sup>1</sup> 2000
Shane Battier	<sup>1</sup> 2001
Jason Williams	<sup>1</sup> 2002
Chris Duhon	<sup>1</sup> 2004
J.J. Redick	<sup>1</sup> 2006
Nolan Smith	<sup>1</sup> 2011
Mason Plumlee	<sup>1</sup> 2013
Jabari Parker	<sup>1</sup> 2014
Jahlil Okafor	<sup>1</sup> 2015
Marvin Bagley III	<sup>1</sup> 2018
Zion Williamson	<sup>1</sup> 2019
Vernon Carey Jr.	<sup>1</sup> 2020

USBWA<sup>1</sup>

### ALL-DISTRICT TEAM

Dick Groat	<sup>2</sup> 1951
Dick Groat	<sup>2</sup> 1952
Rudy D'Emilio	<sup>2</sup> 1954
Ronnie Mayer	<sup>2</sup> 1956
Art Heyman	<sup>12</sup> 1961
Art Heyman	<sup>12</sup> 1962
Jeff Mullins	<sup>2</sup> 1962
Art Heyman	<sup>12</sup> 1963
Jeff Mullins	<sup>12</sup> 1963
Jeff Mullins	<sup>12</sup> 1964
Hack Tison	<sup>1</sup> 1964
Jack Marin	<sup>2</sup> 1965
Bob Verga	<sup>2</sup> 1965
Jack Marin	<sup>12</sup> 1966
Bob Verga	<sup>12</sup> 1966
Mike Lewis	<sup>2</sup> 1966
Bob Verga	<sup>12</sup> 1967
Mike Lewis	<sup>2</sup> 1967
Mike Lewis	<sup>12</sup> 1968
Randy Denton	<sup>1</sup> 1970
Randy Denton	<sup>2</sup> 1971
Tate Armstrong	<sup>2</sup> 1976
Tate Armstrong	<sup>2</sup> 1977
Mike Gminski	<sup>12</sup> 1978
Jim Spanarkel	<sup>12</sup> 1978
Mike Gminski	<sup>12</sup> 1979
Jim Spanarkel	<sup>12</sup> 1979
Gene Banks	<sup>2</sup> 1979
Mike Gminski	<sup>12</sup> 1980
Gene Banks	<sup>12</sup> 1980
Gene Banks	<sup>12</sup> 1981
Vince Taylor	<sup>12</sup> 1982
Johnny Dawkins	<sup>2</sup> 1983
Johnny Dawkins	<sup>12</sup> 1984
Mark Alarie	<sup>12</sup> 1984
Johnny Dawkins	<sup>12</sup> 1985
Mark Alarie	<sup>12</sup> 1985

Johnny Dawkins	<sup>12</sup> 1986
Mark Alarie	<sup>2</sup> 1986
Danny Ferry	<sup>1</sup> 1987
Tommy Amaker	<sup>12</sup> 1987
Danny Ferry	<sup>12</sup> 1988
Kevin Strickland	<sup>1</sup> 1988
Danny Ferry	<sup>12</sup> 1989
Christian Laettner	<sup>12</sup> 1990
Phil Henderson	<sup>12</sup> 1990
Christian Laettner	<sup>12</sup> 1991
Christian Laettner	<sup>12</sup> 1992
Bobby Hurley	<sup>12</sup> 1992
Grant Hill	<sup>12</sup> 1992
Bobby Hurley	<sup>12</sup> 1993
Grant Hill	<sup>12</sup> 1993
Grant Hill	<sup>12</sup> 1994
Cherokee Parks	<sup>12</sup> 1995
Trajan Langdon	<sup>2</sup> 1997
Trajan Langdon	<sup>12</sup> 1998
Roshown McLeod	<sup>12</sup> 1998
Elton Brand	<sup>2</sup> 1999
Trajan Langdon	<sup>2</sup> 1999
Will Avery	<sup>2</sup> 1999
Chris Carrawell	<sup>12</sup> 2000
Shane Battier	<sup>12</sup> 2000
Jason Williams	<sup>1</sup> 2000
Jason Williams	<sup>12</sup> 2001
Shane Battier	<sup>12</sup> 2001
Jason Williams	<sup>12</sup> 2002
Mike Dunleavy	<sup>12</sup> 2002
Carlos Boozer	<sup>12</sup> 2002
Dante Jones	<sup>2</sup> 2003
Loul Deng	<sup>1</sup> 2004
Chris Duhon	<sup>12</sup> 2004
J.J. Redick	<sup>12</sup> 2004
Shelden Williams	<sup>12</sup> 2004
J.J. Redick	<sup>12</sup> 2005
Shelden Williams	<sup>12</sup> 2005
J.J. Redick	<sup>12</sup> 2006
Shelden Williams	<sup>12</sup> 2006
Josh McRoberts	<sup>2</sup> 2007
DeMarcus Nelson	<sup>12</sup> 2008
Kyle Singler	<sup>12</sup> 2008
Gerald Henderson	<sup>12</sup> 2009
Kyle Singler	<sup>12</sup> 2009
Jon Scheyer	<sup>12</sup> 2010
Kyle Singler	<sup>12</sup> 2010
Nolan Smith	<sup>12</sup> 2010
Kyle Singler	<sup>12</sup> 2011
Nolan Smith	<sup>12</sup> 2011
Seth Curry	<sup>1</sup> 2012
Mason Plumlee	<sup>12</sup> 2012
Austin Rivers	<sup>12</sup> 2012
Seth Curry	<sup>12</sup> 2013
Mason Plumlee	<sup>12</sup> 2013
Rodney Hood	<sup>12</sup> 2014
Jabari Parker	<sup>12</sup> 2014
Quinn Cook	<sup>12</sup> 2015
Tyus Jones	<sup>1</sup> 2015
Jahlil Okafor	<sup>12</sup> 2015
Justise Winslow	<sup>12</sup> 2015
Grayson Allen	<sup>1</sup> 2016
Brandon Ingram	<sup>1</sup> 2016
Luke Kennard	<sup>2</sup> 2016
Luke Kennard	<sup>12</sup> 2017
Jayson Tatum	<sup>1</sup> 2017
Grayson Allen	<sup>1</sup> 2018
Marvin Bagley III	<sup>12</sup> 2018
Wendell Carter Jr.	<sup>12</sup> 2018
RJ Barrett	<sup>12</sup> 2019
Zion Williamson	<sup>12</sup> 2019
Vernon Carey Jr.	<sup>12</sup> 2020
Tre Jones	<sup>12</sup> 2020

USBWA<sup>1</sup>; NABC<sup>2</sup>

### DISTRICT COACH OF THE YEAR

Bill Foster	<sup>2</sup> 1978
<b>Mike Krzyzewski</b>	<b><sup>2</sup>1984</b>
<b>Mike Krzyzewski</b>	<b><sup>2</sup>1986</b>
<b>Mike Krzyzewski</b>	<b><sup>2</sup>1992</b>
<b>Mike Krzyzewski</b>	<b><sup>2</sup>1994</b>
<b>Mike Krzyzewski</b>	<b><sup>2</sup>1999</b>
<b>Mike Krzyzewski</b>	<b><sup>2</sup>2000</b>
<b>Mike Krzyzewski</b>	<b><sup>1</sup>2008</b>
<b>Mike Krzyzewski</b>	<b><sup>2</sup>2011</b>
<b>Mike Krzyzewski</b>	<b><sup>1</sup>2013</b>

USBWA<sup>1</sup>; NABC<sup>2</sup>

### ALL-NCAA FINAL FOUR TEAM

* Art Heyman	1963
Jeff Mullins	1964
Jack Marin	1966
Mike Gminski	1978
Jim Spanarkel	1978
Mark Alarie	1986
Tommy Amaker	1986
Johnny Dawkins	1986
Danny Ferry	1989
Phil Henderson	1990
Bobby Hurley	1991
* Christian Laettner	1991
Billy McCaffrey	1991
Grant Hill	1992
* Bobby Hurley	1992
Christian Laettner	1992
Grant Hill	1994
Antonio Lang	1994
Elton Brand	1999
Trajan Langdon	1999
* Shane Battier	2001
Mike Dunleavy	2001
Jason Williams	2001
* Kyle Singler	2010
Nolan Smith	2010
Jon Scheyer	2010
Grayson Allen	2015
* Tyus Jones	2015
Justise Winslow	2015

\* - Named Most Outstanding Player

### ALL-NCAA EAST REGIONAL

Art Heyman	1963
Jeff Mullins	1963
* Jeff Mullins	1964
Steve Vacendak	1964
Jack Marin	1966
Steve Vacendak	1966
* Bob Verga	1966
Gene Banks	1978
Mike Gminski	1978
* Jim Spanarkel	1978
Mark Alarie	1986
* Johnny Dawkins	1986
* Danny Ferry	1988
Billy King	1988
Kevin Strickland	1988
* Danny Ferry	1989
Phil Henderson	1989
Christian Laettner	1989
Alaa Abdelnaby	1990
Phil Henderson	1990
* Christian Laettner	1990
Bobby Hurley	1992
* Christian Laettner	1992
William Avery	1999
Elton Brand	1999
* Trajan Langdon	1999
Shane Battier	2000
Shane Battier	2001
* Jason Williams	2001
RJ Barrett	2019
Zion Williamson	2019

\* - Named Most Outstanding Player

### ALL-NCAA SOUTH REGIONAL

Mike Gminski	1980
Jeff Capel	1994
* Grant Hill	1994
Cherokee Parks	1994
Trajan Langdon	1998
Roshown McLeod	1998
* Luol Deng	2004
Shelden Williams	2004
* Nolan Smith	2010
Jon Scheyer	2010
Matt Jones	2015
* Tyus Jones	2015
Justise Winslow	2015

\* - Named Most Outstanding Player

## 2020-21 DUKE MEN'S BASKETBALL

## MEDIA GUIDE

### ALL-NCAA MIDWEST REGIONAL

Tommy Amaker	1987
Thomas Hill	1991
* Bobby Hurley	1991
Christian Laettner	1991
Seth Curry	2013
Mason Plumlee	2013
Marvin Bagley III	2018
Trevon Duval	2018
Gary Trent Jr.	2018

\* - Named Most Outstanding Player

### ALL-NCAA WEST REGIONAL

Brandon Ingram	2016
----------------	------

### ALL-NIT

Randy Denton	1971
--------------	------

### 2K EMPIRE CLASSIC ALL-TOURNAMENT

Chris Carrawell	1999
* Kyle Singler	2008
Gerald Henderson	2008
* Grayson Allen	2015
Derryck Thornton	2015
* Vernon Carey Jr.	2019
Tre Jones	2019
Cassius Stanley	2019

\* - Named Most Valuable Player

### BATTLE 4 ATLANTIS ALL-TOURNAMENT

* Quinn Cook	2012
Mason Plumlee	2012

\* - Named Most Valuable Player

### BIG FOUR ALL-TOURNAMENT

Randy Denton	1970
Richie O'Connor	1971
Gary Melchionni	1972
Chris Redding	1972
Bob Fleischer	1973
Bob Fleischer	1974
Jim Spanarkel	1977
* Mike Gminski	1978
Jim Spanarkel	1978
* Mike Gminski	1979
Gene Banks	1979

\* - Named Most Valuable Player

### CAROLINA CLASSIC ALL-TOURNAMENT

Bob Fleischer	1974
---------------	------

### CBE CLASSIC ALL-TOURNAMENT

DeMarcus Nelson	2006
* Kyrie Irving	2010
Mason Plumlee	2010

\* - Named Most Valuable Player

### COACHES VS. CANCER CLASSIC ALL-TOURNAMENT

* Quinn Cook	2014
Jahlil Okafor	2014
Justise Winslow	2014

\* - Named Most Valuable Player

### ECAC HOLIDAY FESTIVAL ALL-TOURNAMENT

Jim Spanarkel	1978
---------------	------

### FIESTA BOWL CLASSIC ALL-TOURNAMENT

Kevin Strickland	1987
------------------	------

### GREAT ALASKAN SHOOTOUT ALL-TOURNAMENT

Chris Collins	1995
Jeff Capel	1995
Ricky Price	1995
* William Avery	1998
Trajan Langdon	1998
Elton Brand	1998
Chris Duhon	2003
Luol Deng	2003

\* - Named Most Valuable Player

### HALL OF FAME TIP-OFF ALL-TOURNAMENT

Amile Jefferson	2016
* Luke Kennard	2016

\* - Named Most Valuable Player

### INDUSTRIAL NATIONAL CLASSIC

#### ALL-TOURNAMENT

* Mike Gminski	1979
----------------	------

\* - Named Most Valuable Player

### IRON DUKE CLASSIC ALL-TOURNAMENT

* Gene Banks	1980
Tom Emma	1980
Vince Taylor	1980
Chip Engelland	1981
Vince Taylor	1981

\* - Named Most Valuable Player

### MAUI INVITATIONAL ALL-TOURNAMENT

* Bobby Hurley	1992
* Steve Wojciechowski	1997
* Mike Dunleavy	2001
Jason Williams	2001
DeMarcus Nelson	2007
* Kyle Singler	2007
Austin Rivers	2011
* Ryan Kelly	2011
RJ Barrett	2018
Tre Jones	2018

\* - Named Most Valuable Player

All-Tournament Teams began in 2000

### NIT SEASON TIPOFF ALL-TOURNAMENT

* David Henderson	1985
Mark Alarie	1985
Johnny Dawkins	1985
Trajan Langdon	1996
* Carlos Boozer	2000
Jason Williams	2000
J.J. Redick	2005
* Shelden Williams	2005
Jon Scheyer	2009
* Nolan Smith	2009
Rodney Hood	2013
Jabari Parker	2013

\* - Named Most Valuable Player

### PK80 INVITATIONAL ALL-TOURNAMENT

* Marvin Bagley III	2018
---------------------	------

\* - Named Most Valuable Player

### RAINBOW CLASSIC ALL-TOURNAMENT

Phil Henderson	1989
Bobby Hurley	1989
Christian Laettner	1989

### SUGAR BOWL ALL-TOURNAMENT

Randy Denton	1968
* Gene Banks	1980
Kenny Dennard	1980

### TIP-OFF CLASSIC ALL-TOURNAMENT

* Danny Ferry	1988
---------------	------

### TROJAN-BUD LIGHT CLASSIC ALL-TOURNAMENT

* Johnny Dawkins	1984
David Henderson	1984

## Team Honors

#### SWETT-BAYLIN AWARD

Given to the most valuable player as selected by the team. Established by Dr. George Baylin in memory of Dr. and Mrs. Francis Swett. Dr. Swett was a Duke faculty member and ardent basketball fan.

Dick Groat	1952
Rudy D'Emilio	1953
Bernie Janicki	1954
Ronnie Mayer	1955
Joe Belmont	1956
Bobby Joe Harris	1957
Paul Schmidt	1958
Howard Hurt	1959
Doug Kistler	1960
Art Heyman	1961
Art Heyman	1962
Art Heyman	1963
Jeff Mullins	1964
Denny Ferguson	1965
Jack Marin	1966
Steve Vacendak	1966
Bob Verga	1967
Mike Lewis	1968
Fred Lind	1969
Randy Denton	1970
Randy Denton	1971
Alan Shaw	1972
Gary Melchionni	1973
Bob Fleischer	1974
Bob Fleischer	1975
Tate Armstrong	1976
Tate Armstrong	1977
Jim Spanarkel	1977
Gene Banks	1978
Mike Gminski	1978
Jim Spanarkel	1978
Mike Gminski	1979
Jim Spanarkel	1979
Gene Banks	1980
Mike Gminski	1980
Gene Banks	1981
Kenny Dennard	1981
Vince Taylor	1982
Johnny Dawkins	1983
Mark Alarie	1984
Johnny Dawkins	1984
Johnny Dawkins	1985
Johnny Dawkins	1986
Tommy Amaker	1987
Danny Ferry	1987
Danny Ferry	1988
Danny Ferry	1989
Phil Henderson	1990
Christian Laettner	1990
Bobby Hurley	1991
Christian Laettner	1991
Bobby Hurley	1992
Christian Laettner	1992
Bobby Hurley	1993
Grant Hill	1994
Erik Meek	1995
Cherokee Parks	1995
Chris Collins	1996
Steve Wojciechowski	1997
Roshawn McLeod	1998
Elton Brand	1999
Trajan Langdon	1999
Shane Battier	2000
Chris Carrawell	2000
Shane Battier	2001
Jason Williams	2001
Jason Williams	2002
Mike Dunleavy	2002
Dahntay Jones	2003
Chris Duhon	2004
Daniel Ewing	2005
J.J. Redick	2005
Shelden Williams	2005
J.J. Redick	2006
Shelden Williams	2006
Josh McRoberts	2007
DeMarcus Nelson	2007
DeMarcus Nelson	2008
Gerald Henderson	2009
Jon Scheyer	2009
Kyle Singler	2009
Jon Scheyer	2010

Kyle Singler	2010
Nolan Smith	2010
Lance Thomas	2010
Brian Zoubek	2010
Kyle Singler	2011
Nolan Smith	2011
Seth Curry	2013
Ryan Kelly	2013
Mason Plumlee	2013
Jabari Parker	2014
Quinn Cook	2015
Jahlil Okafor	2015
Grayson Allen	2016
Brandon Ingram	2016
Luke Kennard	2017
Jayson Tatum	2017
Marvin Bagley III	2018
RJ Barrett	2019
Zion Williamson	2019
Vernon Carey Jr.	2020
Tre Jones	2020

#### GLENN E. "TED" MANN JR. AWARD

Presented by Kappa Sigma fraternity to the player voted by his teammates as contributing the most to team morale. The award is dedicated to the memory of Ted Mann Jr., a member of the Duke basketball team who died in a swimming accident on September 12, 1964, just prior to his senior year at Duke.

Ron Herbst	1965
Jim Liccardo	1966
Stuart McKaig	1967
Tim Kolodziej	1968
Steve Vandenberg	1969
Don Blackman	1970
Alan Shaw	1971
Pat Doughty	1972
Pete Kramer	1973
Terry Chili	1974
Terry Chili	1975
Dave O'Connell	1976
Scott Goetsch	1977
Bruce Bell	1978
Scott Goetsch	1979
Jim Corrigan	1980
Jim Suddath	1981
Todd Anderson	1982
Mike Tissaw	1983
Richard Ford	1984
Todd Anderson	1985
Billy King	1986
Robert Brickley	1987
John Smith	1988
John Smith	1989
Brian Davis	1990
Brian Davis	1991
Antonio Lang	1992
Marty Clark	1993
Marty Clark	1994
Steve Wojciechowski	1995
Steve Wojciechowski	1996
Justin Caldebeck	1997
Jay Heaps	1997
Todd Singleton	1997
Todd Singleton	1998
Nate James	1999
Mike Dunleavy	2000
Dahntay Jones	2001
J.D. Simpson	2001
Daniel Ewing	2002
Andre Buckner	2003
Sean Dockery	2004
Lee Melchionni	2005
Patrick Johnson	2006
David McClure	2007
Jon Scheyer	2008
Elliot Williams	2009
Miles Plumlee	2010
Tyler Thornton	2011
Josh Hairston	2012
Tyler Thornton	2013
Tyler Thornton	2014
Marshall Plumlee	2015
Harry Giles	2017
Antonio Vrankovic	2017
Justin Robinson	2018
Antonio Vrankovic	2019
Justin Robinson	2020



## MEDIA GUIDE

### THE PAGLIUCA FAMILY COACHES' AWARD

Presented to the player exemplifying the commitment and values of Duke Basketball while displaying overall improvement as selected by the coaching staff.

Ricky Price	1998
Chris Carrawell	1999
Nate James	2000
Nate James	2001
Matt Christensen	2002
Daniel Ewing	2003
Nick Horvath	2004
Patrick Davidson	2005
Patrick Johnson	2005
Ross Perkins	2006
Joe Pagliuca	2007
Gerald Henderson	2008
Lance Thomas	2009
Nolan Smith	2010
Ryan Kelly	2011
Tyler Thornton	2012
Seth Curry	2013
Rodney Hood	2014
Matt Jones	2015
Marshall Plumlee	2016
Frank Jackson	2017
Marques Bolden	2018
Javin DeLaurier	2018
Javin DeLaurier	2019
Jordan Goldwire	2020

### DR. DERYL HART AWARD

Presented to the team's top scholar-athlete.

Terry Chili	1976
Rick Mainwaring	1977
Steve Gray	1978
Mike Gminski	1979
Mike Gminski	1980
Jim Suddath	1981
Chip Engelland	1982
Chip Engelland	1983
Jay Bryan	1984
Jay Bryan	1985
Mark Alarie	1986
Quin Snyder	1987
Quin Snyder	1988
Quin Snyder	1989
Crawford Palmer	1990
Crawford Palmer	1991
Bobby Hurley	1992
Thomas Hill	1993
Antonio Lang	1994
Erik Meek	1995
Trajan Langdon	1996
Taymon Domzalski	1997
Trajan Langdon	1998
Shane Battier	1999
Shane Battier	2000
Shane Battier	2001
Matt Christensen	2002
Nick Horvath	2003
Nick Horvath	2004
Joe Pagliuca	2005
Joe Pagliuca	2006
Joe Pagliuca	2007
Greg Paulus	2008
Greg Paulus	2009
Brian Zoubek	2010
Mason Plumlee	2011
Mason Plumlee	2012
Mason Plumlee	2013
Amile Jefferson	2014
Amile Jefferson	2015
Grayson Allen	2016
Grayson Allen	2017
Amile Jefferson	2017
Grayson Allen	2018
Jack White	2019
Jack White	2020

### TRUE BLUE AWARD

Presented to the player who takes the most charges in a season (no longer presented)

David Henderson	1984
Dan Meagher	1985
Billy King	1986
Billy King	1987
Billy King	1988
Danny Ferry	1989
Bobby Hurley	1990
Brian Davis	1991
Brian Davis	1992

Bobby Hurley	1993
Cherokee Parks	1994
Eric Meek	1995
Greg Newton	1996
Carmen Wallace	1997
Steve Wojciechowski	1997
Shane Battier	1998
Shane Battier	1999
Shane Battier	2000
Shane Battier	2001
Mike Dunleavy	2002
Dahntay Jones	2003
Shavlik Randolph	2004
Shavlik Randolph	2005
J.J. Redick	2006
Greg Paulus	2007
Kyle Singler	2008
Gerald Henderson	2009
Brian Zoubek	2010
Lance Thomas	2010
Ryan Kelly	2011
Ryan Kelly	2012
Josh Hairston	2013
Tyler Thornton	2014
Tyus Jones	2015

### BEST DEFENSIVE PLAYER AWARD

Steve Wojciechowski	1997
Shane Battier	1998
Steve Wojciechowski	1998
Shane Battier	1999
Chris Carrawell	1999
Shane Battier	2000
Chris Carrawell	2000
Shane Battier	2001
Chris Duhon	2001
Dahntay Jones	2002
Casey Sanders	2003
Chris Duhon	2004
Shelden Williams	2005
Shelden Williams	2006
DeMarcus Nelson	2007
DeMarcus Nelson	2008
Gerald Henderson	2009
Kyle Singler	2010
Lance Thomas	2010
Kyle Singler	2011
Tyler Thornton	2012
Ryan Kelly	2013
Rodney Hood	2014
Justise Winslow	2015
Matt Jones	2017
Wendell Carter Jr.	2018
Tre Jones	2019
Jordan Goldwire	2020
Tre Jones	2020

### BILL KRZYZEWSKI CAPTAINS' AWARD

Presented to the team captains.

Jeff Capel	1997
Greg Newton	1997
Carmen Wallace	1997
Trajan Langdon	1998
Roshawn McLeod	1998
Steve Wojciechowski	1998
Trajan Langdon	1999
Shane Battier	2000
Chris Carrawell	2000
Nate James	2000
Shane Battier	2001
Nate James	2001
J.D. Simpson	2001
Carlos Boozer	2002
Mike Dunleavy	2002
Jason Williams	2002
Chris Duhon	2003
Nick Horvath	2003
Dahntay Jones	2003
Chris Duhon	2004
Daniel Ewing	2004
Nick Horvath	2004
Daniel Ewing	2005
Reggie Love	2005
J.J. Redick	2005
Sean Dockery	2006
Lee Melchionni	2006
J.J. Redick	2006
Shelden Williams	2006
Josh McRoberts	2007
DeMarcus Nelson	2007
Greg Paulus	2007
DeMarcus Nelson	2008

Gerald Henderson	2009
Greg Paulus	2009
Jon Scheyer	2009
Jon Scheyer	2010
Lance Thomas	2010
Nolan Smith	2011
Kyle Singler	2011
Miles Plumlee	2012
Seth Curry	2013
Ryan Kelly	2013
Mason Plumlee	2013
Josh Hairston	2014
Rodney Hood	2014
Tyler Thornton	2014
Quinn Cook	2015
Amile Jefferson	2015
Matt Jones	2016
Amile Jefferson	2016
Marshall Plumlee	2016
Amile Jefferson	2017
Matt Jones	2017
Grayson Allen	2018
Javin DeLaurier	2019
Jack White	2019
Javin DeLaurier	2020
Tre Jones	2020
Justin Robinson	2020
Jack White	2020

### GOPAL VARADHAN SENIOR MANAGER AWARD

Presented to the team's top upperclassman manager.

Kirsten Green	1997
Lee Rashman	1997
Luci Pitzer	1998
Glenn Toomayan	1999
Josh Berger	2000
Kenny King	2000
Kevin Marchetti	2000
Anne Wilson	2000
Wynter Galindez	2001
Lisa Kalich	2001
Shaun Rogers	2002
Nick Arison	2003
Max Perkins	2004
Brian DeStefano	2005
Mike Egan	2005
Josh Makaron	2005
Mike Morrell	2005
Charlie Rohlf	2005
Thayer Swallen	2005
Amanda Green	2006
Kevin Cullen	2007
Chris Lauten	2007
Scott Naturman	2007
Chris Lauten	2008
Joey McMahon	2009
Griffin Tormey	2009
Eric Skeffington	2010
Sarah Helfer	2011
Pat Thompson	2011
John McGinty	2012
Kyle Mumma	2012
Kate Wheelock	2012
John McGinty	2013
Kyle Mumma	2013
Kate Wheelock	2013
Scott Lamson	2014
Jamie Stark	2014
Ian McKiernan	2015
Derek Rhodes	2015
Mike Stosky	2015
Graham Vehovec	2015
Ryan Kelly	2016
Alessandro Sant'Albano	2016
Alex Blutman	2017
Drew Goldstein	2017
Jon Payne	2017
Michael Karamardian	2018
Zach Marcus	2018
Zack Spiera	2018
Shane Turner	2018
David Karamardian	2019
Mike McAloon	2019
Ronald Dombroski	2020
Neb Tibebu	2020
Michael Scheinert	2020
Jack Tauber	2020

## Hall of Fame Inductees

### NASMITH MEMORIAL BASKETBALL HALL OF FAME

Mike Krzyzewski	2001
Hubert "Hubie" Brown ^	2005
Grant Hill	2018

^ Duke assistant coach

### NATIONAL COLLEGIATE BASKETBALL HALL OF FAME

Mike Krzyzewski	2006
Chuck Daly ^	2006
Dick Groat	2007
Charles "Lefty" Driesell *	2007
Christian Laettner	2010
Grant Hill	2014
Jason Williams	2017
Shane Battier	2019

^ Duke assistant coach

\* lettered at Duke in 1953-54, but enshrined based on coaching merit

### COSIDA ACADEMIC ALL-AMERICA HALL OF FAME

Mike Gminski	2006
Shane Battier	2015

### NORTH CAROLINA SPORTS HALL OF FAME

Eddie Cameron	1969
Vic Bubas	1975
Jeff Mullins	1983
Jack Marin	1998
Mike Krzyzewski	2000
Mike Gminski	2003
Randy Denton	2014
Steve Vacendak	2017



### DUKE ATHLETICS HALL OF FAME

Eddie Cameron	1975
Dick Groat	1975
Bill Werber	1975
Vic Bubas	1977
Art Heyman	1978
Jack Marin	1978
Jeff Mullins	1978
Harry Councilor	1979
Ed Koffenberger	1980
Bob Gantt	1981
Gordon Carver	1984
Bob Verga	1984
Mike Lewis	1985
Steve Vacendak	1986
Gerry Gerard	1987
Jim Spanarkel	1990
Randy Denton	1991
Bernie Janicki	1992
Charles "Lefty" Driesell	1993
Gene Banks	1994
Johnny Dawkins	1996
Mike Gminski	1996
Mark Alarie	1999
Tommy Amaker	2001
Danny Ferry	2004
Christian Laettner	2007
Bobby Hurley	2011
Mike Krzyzewski	2011
Jason Williams	2013
Shane Battier	2016
Grant Hill	2016
Elton Brand	2018
Shelden Williams	2018

## NCAA Tournament Results

## 1955 | EAST REGIONAL

First Round	3/8	New York, N.Y.	Villanova	L	73-74	22 - Tobin
-------------	-----	----------------	-----------	---	-------	------------

## 1960 | EAST REGIONAL

First Round	3/8	New York, N.Y.	Princeton	W	84-60	26 - Kistler
Reg. Semifinal	3/11	Charlotte, N.C.	St. Joseph's	W	58-56	22 - Youngkin
Reg. Final	3/12	Charlotte, N.C.	New York Univ.	L	59-74	20 - Kistler

## 1963 | EAST REGIONAL

Reg. Semifinal	3/15	College Park, Md.	New York Univ.	W	81-76	25 - Mullins
Reg. Final	3/16	College Park, Md.	St. Joseph's	W	73-59	24 - Mullins
Nat. Semifinal	3/22	Louisville, Ky.	Loyola Chicago	L	75-94	29 - Heyman
Nat. Consol.	3/23	Louisville, Ky.	Oregon State	W	85-63	22 - Heyman

## 1964 | EAST REGIONAL

Reg. Semifinal	3/13	Raleigh, N.C.	Villanova	W	87-73	43 - Mullins
Reg. Final	3/14	Raleigh, N.C.	Connecticut	W	101-54	30 - Mullins
Nat. Semifinal	3/20	Kansas City, Mo.	Michigan	W	91-80	25 - Buckley
Nat. Final	3/21	Kansas City, Mo.	UCLA	L	83-98	22 - Mullins

## 1966 | EAST REGIONAL

Reg. Semifinal	3/11	Raleigh, N.C.	St. Joseph's	W	76-74	22 - Verga
Reg. Final	3/12	Raleigh, N.C.	Syracuse	W	91-81	22 - Marin
Nat. Semifinal	3/18	College Park, Md.	Kentucky	L	79-83	29 - Marin
Nat. Consol.	3/19	College Park, Md.	Utah	W	79-77	23 - Marin

## 1978 | EAST REGIONAL

First Round	3/12	Charlotte, N.C.	Rhode Island	W	63-62	25 - Gminski
Reg. Semifinal	3/17	Providence, R.I.	Pennsylvania	W	84-80	21 - two players
Reg. Final	3/19	Providence, R.I.	Villanova	W	90-72	23 - Spanarkel
Nat. Semifinal	3/25	St. Louis, Mo.	Notre Dame	W	90-86	29 - Gminski
Nat. Final	3/27	St. Louis, Mo.	Kentucky	L	88-94	22 - Banks

## 1979 | EAST REGIONAL SEED: #2

Second Round	3/11	Raleigh, N.C.	St. John's <sup>10E</sup>	L	78-80	24 - Banks
--------------	------	---------------	---------------------------	---	-------	------------

## 1980 | MIDEAST REGIONAL SEED: #4

Second Round	3/8	W. Lafayette, Ind.	Pennsylvania <sup>12ME</sup>	W	52-42	19 - Gminski
Reg. Semifinal	3/13	Lexington, Ky.	Kentucky <sup>1ME</sup>	W	55-54	17 - Gminski
Reg. Final	3/15	Lexington, Ky.	Purdue <sup>6ME</sup>	L	60-68	17 - Gminski

## 1984 | WEST REGIONAL SEED: #3

Second Round	3/18	Pullman, Wash.	Washington <sup>6W</sup>	L	78-80	22 - Dawkins
--------------	------	----------------	--------------------------	---	-------	--------------

## 1985 | MIDWEST REGIONAL SEED: #3

First Round	3/15	Houston, Texas	Pepperdine <sup>14MW</sup>	W	75-62	22 - Henderson
Second Round	3/17	Houston, Texas	Boston College <sup>1MW</sup>	L	73-74	18 - Dawkins

## 1986 | EAST REGIONAL SEED: #1

First Round	3/13	Greensboro, N.C.	Mississippi Valley St. <sup>16E</sup>	W	85-78	27 - Dawkins
Second Round	3/15	Greensboro, N.C.	Old Dominion <sup>9E</sup>	W	89-61	25 - Dawkins
Reg. Semifinal	3/21	E. Rutherford, N.J.	DePaul <sup>12E</sup>	W	74-67	25 - Dawkins
Reg. Final	3/23	E. Rutherford, N.J.	Navy <sup>7E</sup>	W	71-50	28 - Dawkins
Nat. Semifinal	3/29	Dallas, Texas	Kansas <sup>1MW</sup>	W	71-67	24 - Dawkins
Nat. Final	3/31	Dallas, Texas	Louisville <sup>2W</sup>	L	69-72	24 - Dawkins

## 1987 | MIDWEST REGIONAL SEED: #5

First Round	3/12	Indianapolis, Ind.	Texas A&M <sup>12MW</sup>	W	58-51	20 - Strickland
Second Round	3/14	Indianapolis, Ind.	Xavier <sup>13MW</sup>	W	65-60	20 - Amaker
Reg. Semifinal	3/20	Cincinnati, Ohio	Indiana <sup>1MW</sup>	L	82-88	23 - Amaker

## 1988 | EAST REGIONAL SEED: #2

First Round	3/17	Chapel Hill, N.C.	Boston U. <sup>15E</sup>	W	85-69	21 - Ferry
Second Round	3/19	Chapel Hill, N.C.	SMU <sup>7E</sup>	W	94-79	31 - Strickland
Reg. Semifinal	3/24	E. Rutherford, N.J.	Rhode Island <sup>1E</sup>	W	73-72	17 - Ferry
Reg. Final	3/26	E. Rutherford, N.J.	Temple <sup>1E</sup>	W	63-53	21 - Strickland
Nat. Semifinal	4/2	Kansas City, Mo.	Kansas <sup>6MW</sup>	L	59-66	19 - Ferry

## 1989 | EAST REGIONAL SEED: #2

First Round	3/16	Greensboro, N.C.	South Carolina State <sup>15E</sup>	W	90-69	22 - Henderson
Second Round	3/18	Greensboro, N.C.	West Virginia <sup>1E</sup>	W	70-63	20 - Ferry
Reg. Semifinal	3/24	E. Rutherford, N.J.	Minnesota <sup>1E</sup>	W	87-70	21 - two players
Reg. Final	3/26	E. Rutherford, N.J.	Georgetown <sup>1E</sup>	W	85-77	24 - Laettner
Nat. Semifinal	4/1	Seattle, Wash.	Seton Hall <sup>1W</sup>	L	78-95	34 - Ferry

## 1990 | EAST REGIONAL SEED: #3

First Round	3/16	Atlanta, Ga.	Richmond <sup>14E</sup>	W	81-46	22 - Abdelnaby
Second Round	3/18	Atlanta, Ga.	St. John's <sup>5E</sup>	W	76-72	22 - Brickey
Reg. Semifinal	3/22	E. Rutherford, N.J.	UCLA <sup>1E</sup>	W	90-81	28 - Henderson
Reg. Final	3/24	E. Rutherford, N.J.	Connecticut <sup>1E</sup>	W	79-78	27 - Abdelnaby
Nat. Semifinal	3/31	Denver, Colo.	Arkansas <sup>14MW</sup>	W	97-83	28 - Henderson
Nat. Final	4/2	Denver, Colo.	UNLV <sup>1W</sup>	L	73-103	21 - Henderson

## 1991 | MIDWEST REGIONAL SEED: #2 | NATIONAL CHAMPION

First Round	3/14	Minneapolis, Minn.	Louisiana-Monroe <sup>15MW</sup>	W	102-73	22 - Laettner
Second Round	3/16	Minneapolis, Minn.	Iowa <sup>1MW</sup>	W	85-70	19 - Laettner
Reg. Semifinal	3/22	Pontiac, Mich.	Connecticut <sup>11MW</sup>	W	81-67	19 - Laettner
Reg. Final	3/24	Pontiac, Mich.	St. John's <sup>4MW</sup>	W	78-61	20 - Hurley
Nat. Semifinal	3/30	Indianapolis, Ind.	UNLV <sup>1W</sup>	W	79-77	28 - Laettner
Nat. Final	4/1	Indianapolis, Ind.	Kansas <sup>15E</sup>	W	72-65	18 - Laettner

## 1992 | EAST REGIONAL SEED: #1 | NATIONAL CHAMPION

First Round	3/19	Greensboro, N.C.	Campbell <sup>16E</sup>	W	82-56	22 - Laettner
Second Round	3/21	Greensboro, N.C.	Iowa <sup>9E</sup>	W	75-62	21 - Davis
Reg. Semifinal	3/26	Philadelphia, Pa.	Seton Hall <sup>14E</sup>	W	81-69	16 - two players
Reg. Final	3/28	Philadelphia, Pa.	Kentucky (ot) <sup>1E</sup>	W	104-103	31 - Laettner
Nat. Semifinal	4/4	Minneapolis, Minn.	Indiana <sup>2W</sup>	W	81-78	26 - Hurley
Nat. Final	4/6	Minneapolis, Minn.	Michigan <sup>6SE</sup>	W	71-51	19 - Laettner

## 1993 | MIDWEST REGIONAL SEED: #3

First Round	3/18	Chicago, Ill.	Southern Illinois <sup>14MW</sup>	W	105-70	25 - Hurley
Second Round	3/20	Chicago, Ill.	California <sup>6MW</sup>	L	77-82	32 - Hurley

## 1994 | SOUTHEAST REGIONAL SEED: #2

First Round	3/18	St. Petersburg, Fla.	Texas Southern <sup>15SE</sup>	W	82-70	20 - Collins
Second Round	3/20	St. Petersburg, Fla.	Michigan State <sup>7SE</sup>	W	85-74	25 - Hill
Reg. Semifinal	3/24	Knoxville, Tenn.	Marquette <sup>6SE</sup>	W	59-49	22 - Hill
Reg. Final	3/26	Knoxville, Tenn.	Purdue <sup>1SE</sup>	W	69-60	19 - two players
Nat. Semifinal	4/2	Charlotte, N.C.	Florida <sup>3E</sup>	W	70-65	25 - Hill
Nat. Final	4/4	Charlotte, N.C.	Arkansas <sup>1MW</sup>	L	72-76	15 - Lang

## 1996 | SOUTHEAST REGIONAL SEED: #8

First Round	3/14	Indianapolis, Ind.	Eastern Michigan <sup>15E</sup>	L	60-75	15 - two players
-------------	------	--------------------	---------------------------------	---	-------	------------------

## 1997 | SOUTHEAST REGIONAL SEED: #2

First Round	3/14	Charlotte, N.C.	Murray State <sup>15SE</sup>	W	71-68	25 - Capel
Second Round	3/16	Charlotte, N.C.	Providence <sup>10SE</sup>	L	87-98	26 - Capel

## 1998 | SOUTH REGIONAL SEED: #1

First Round	3/13	Lexington, Ky.	Radford <sup>16S</sup>	W	99-63	23 - McLeod
Second Round	3/15	Lexington, Ky.	Oklahoma State <sup>8S</sup>	W	79-73	22 - McLeod
Reg. Semifinal	3/20	St. Petersburg, Fla.	Syracuse <sup>5S</sup>	W	80-67	20 - Brand
Reg. Final	3/22	St. Petersburg, Fla.	Kentucky <sup>2S</sup>	L	84-86	19 - McLeod

## 1999 | EAST REGIONAL SEED: #1

First Round	3/12	Charlotte, N.C.	Florida A&M <sup>16E</sup>	W	99-58	17 - Brand
Second Round	3/14	Charlotte, N.C.	Tulsa <sup>9E</sup>	W	97-56	19 - Avery
Reg. Semifinal	3/19	E. Rutherford, N.J.	Missouri State <sup>12E</sup>	W	78-61	24 - Langdon
Reg. Final	3/21	E. Rutherford, N.J.	Temple <sup>6E</sup>	W	85-64	23 - Langdon
Nat. Semifinal	3/27	St. Petersburg, Fla.	Michigan State <sup>1MW</sup>	W	68-62	18 - Brand
Nat. Final	3/29	St. Petersburg, Fla.	Connecticut <sup>1W</sup>	L	74-77	25 - Langdon

## 2000 | EAST REGIONAL SEED: #1

First Round	3/17	Winston-Salem, N.C.	Lamar <sup>16E</sup>	W	82-55	18 - Williams
Second Round	3/19	Winston-Salem, N.C.	Kansas <sup>9E</sup>	W	69-64	21 - Battier
Reg. Semifinal	3/24	Syracuse, N.Y.	Florida <sup>5E</sup>	L	78-87	20 - Battier

## 2001 | EAST REGIONAL SEED: #1 | NATIONAL CHAMPION

First Round	3/15	Greensboro, N.C.	Monmouth <sup>16E</sup>	W	95-52	22 - Williams
Second Round	3/17	Greensboro, N.C.	Missouri <sup>19E</sup>	W	94-81	31 - Williams
Reg. Semifinal	3/22	Philadelphia, Pa.	UCLA <sup>14E</sup>	W	76-63	34 - Williams
Reg. Final	3/24	Philadelphia, Pa.	Southern Cal <sup>16E</sup>	W	79-69	28 - Williams
Nat. Semifinal	3/31	Minneapolis, Minn.	Maryland <sup>1W</sup>	W	95-84	25 - Battier
Nat. Final	4/2	Minneapolis, Minn.	Arizona <sup>2MW</sup>	W	82-72	21 - Dunleavy

## 2002 | SOUTH REGIONAL SEED: #1

First Round	3/14	Greenville, S.C.	Winthrop <sup>16S</sup>	W	84-37	19 - two players
Second Round	3/16	Greenville, S.C.	Notre Dame <sup>8S</sup>	W	84-77	18 - two players
Reg. Semifinal	3/21	Lexington, Ky.	Indiana <sup>5S</sup>	L	73-74	19 - Boozer

## 2003 | WEST REGIONAL SEED: #3

First Round	3/20	Salt Lake City, Utah	Colorado State <sup>14W</sup>	W	67-57	23 - Jones
Second Round	3/22	Salt Lake City, Utah	Central Michigan <sup>1W</sup>	W	86-60	28 - Jones
Reg. Semifinal	3/27	Anaheim, Calif.	Kansas <sup>2W</sup>	L	65-69	23 - Jones

## 2004 | ATLANTA (SOUTH) REGIONAL SEED: #1

First Round	3/18	Raleigh, N.C.	Alabama State <sup>16S</sup>	W	96-61	20 - Randolph
Second Round	3/20	Raleigh, N.C.	Seton Hall <sup>18S</sup>	W	90-62	21 - Redick
Reg. Semifinal	3/26	Atlanta, Ga.	Illinois <sup>14S</sup>	W	72-62	18 - Deng
Reg. Final	3/28	Atlanta, Ga.	Xavier <sup>7S</sup>	W	66-63	19 - Deng
Nat. Semifinal	4/3	San Antonio, Texas	Connecticut <sup>2W</sup>	L	78-79	16 - Deng

## 2005 | AUSTIN (SOUTH) REGIONAL SEED: #1

First Round	3/18	Charlotte, N.C.	Delaware State <sup>16S</sup>	W	57-46	14 - Williams
Second Round	3/20	Charlotte, N.C.	Mississippi State <sup>9S</sup>	W	63-55	22 - Ewing
Reg. Semifinal	3/26	Austin, Texas	Michigan State <sup>5S</sup>	L	68-78	19 - Williams

## NCAA Tournament Results

### 2006 | ATLANTA (SOUTH) REGIONAL SEED: #1

First Round	3/16	Greensboro, N.C.	Southern <sup>65</sup>	W	70-54	29 - two players
Second Round	3/18	Greensboro, N.C.	George Washington <sup>85</sup>	W	74-61	20 - Redick
Reg. Semifinal	3/23	Atlanta, Ga.	LSU <sup>45</sup>	L	54-62	23 - Williams

### 2007 | BUFFALO (WEST) REGIONAL SEED: #6

First Round	3/15	Buffalo, N.Y.	VCU <sup>7W</sup>	L	77-79	25 - Paulus
-------------	------	---------------	-------------------	---	-------	-------------

### 2008 | WEST REGIONAL SEED: #2

First Round	3/20	Washington, D.C.	Belmont <sup>5W</sup>	W	71-70	21 - Henderson
Second Round	3/22	Washington, D.C.	West Virginia <sup>7W</sup>	L	67-73	18 - Henderson

### 2009 | EAST REGIONAL SEED: #2

First Round	3/19	Greensboro, N.C.	Binghamton <sup>5E</sup>	W	86-62	15 - Scheyer
Second Round	3/21	Greensboro, N.C.	Texas <sup>7E</sup>	W	74-69	24 - Henderson
Reg. Semifinal	3/26	Boston, Mass.	Villanova <sup>3E</sup>	L	54-77	15 - Singler

### 2010 | SOUTH REGIONAL SEED: #1 | NATIONAL CHAMPION

First Round	3/19	Jacksonville, Fla.	Arkansas Pine-Bluff <sup>65</sup>	W	74-44	22 - Singler
Second Round	3/21	Jacksonville, Fla.	California <sup>85</sup>	W	68-53	20 - Smith
Reg. Semifinal	3/26	Houston, Texas	Purdue <sup>45</sup>	W	70-57	24 - Singler
Reg. Final	3/28	Houston, Texas	Baylor <sup>35</sup>	W	78-71	29 - Smith
Nat. Semifinal	4/3	Indianapolis, Ind.	West Virginia <sup>2E</sup>	W	78-57	23 - Scheyer
Nat. Final	4/5	Indianapolis, Ind.	Butler <sup>5W</sup>	W	61-59	19 - Singler

### 2011 | WEST REGIONAL SEED: #1

Second Round	3/18	Charlotte, N.C.	Hampton <sup>6W</sup>	W	87-45	14 - Irving
Third Round	3/20	Charlotte, N.C.	Michigan <sup>8W</sup>	W	73-71	24 - Smith
Reg. Semifinal	3/24	Anaheim, Calif.	Arizona <sup>3W</sup>	L	77-93	28 - Irving

### 2012 | SOUTH REGIONAL SEED: #2

Second Round	3/16	Greensboro, N.C.	Lehigh <sup>55</sup>	L	70-75	19 - two players
--------------	------	------------------	----------------------	---	-------	------------------

### 2013 | MIDWEST REGIONAL SEED: #2

Second Round	3/22	Philadelphia, Pa.	Albany <sup>5MW</sup>	W	73-61	26 - Curry
Third Round	3/24	Philadelphia, Pa.	Creighton <sup>7MW</sup>	W	66-50	21 - Sulaimon
Reg. Semifinal	3/29	Indianapolis, Ind.	Michigan State <sup>3MW</sup>	W	71-61	29 - Curry
Reg. Final	3/31	Indianapolis, Ind.	Louisville <sup>1MW</sup>	L	63-85	17 - Plumlee

### 2014 | MIDWEST REGIONAL SEED: #3

Second Round	3/21	Raleigh, N.C.	Mercer <sup>4MW</sup>	L	71-78	23 - Cook
--------------	------	---------------	-----------------------	---	-------	-----------

### 2015 | SOUTH REGIONAL SEED: #1 | NATIONAL CHAMPION

Second Round	3/20	Charlotte, N.C.	Robert Morris <sup>65</sup>	W	85-56	22 - Cook
Third Round	3/22	Charlotte, N.C.	San Diego State <sup>85</sup>	W	68-49	26 - Okafor
Reg. Semifinal	3/27	Houston, Texas	Utah <sup>55</sup>	W	63-57	21 - Winslow
Reg. Final	3/29	Houston, Texas	Gonzaga <sup>25</sup>	W	66-52	16 - two players
Nat. Semifinal	4/4	Indianapolis, Ind.	Michigan State <sup>7E</sup>	W	81-61	19 - Winslow
Nat. Final	4/6	Indianapolis, Ind.	Wisconsin <sup>1W</sup>	W	68-63	23 - T. Jones

### 2016 | WEST REGIONAL SEED: #4

First Round	3/17	Providence, R.I.	UNC Wilmington <sup>3W</sup>	W	93-85	23 - two players
Second Round	3/19	Providence, R.I.	Yale <sup>12W</sup>	W	71-64	29 - Allen
Reg. Semifinal	3/24	Anaheim, Calif.	Oregon <sup>1W</sup>	L	68-82	24 - Ingram

### 2017 | EAST REGIONAL SEED: #2

First Round	3/17	Greenville, S.C.	Troy <sup>5E</sup>	W	87-65	21 - Allen
Second Round	3/19	Greenville, S.C.	South Carolina <sup>7E</sup>	L	81-88	20 - Allen

### 2018 | MIDWEST REGIONAL SEED: #2

First Round	3/15	Pittsburgh, Pa.	Iona <sup>5MW</sup>	W	89-67	22 - Bagley
Second Round	3/17	Pittsburgh, Pa.	Rhode Island <sup>7MW</sup>	W	87-62	22 - Bagley
Reg. Semifinal	3/23	Omaha, Neb.	Syracuse <sup>1MW</sup>	W	69-65	22 - Bagley
Reg. Final	3/25	Omaha, Neb.	Kansas <sup>1MW</sup>	Lot	65-69	20 - Duval

### 2019 | EAST REGIONAL SEED: #1

First Round	3/24	Columbia, S.C.	North Dakota State <sup>6E</sup>	W	85-62	26 - Barrett
Second Round	3/26	Columbia, S.C.	UCF <sup>9E</sup>	W	77-76	32 - Williamson
Reg. Semifinal	3/29	Washington, D.C.	Virginia Tech <sup>4E</sup>	W	75-73	23 - Williamson
Reg. Final	3/31	Washington, D.C.	Michigan State <sup>2E</sup>	L	67-68	24 - Williamson

### 2020

First Round	--	--	--			Canceled*
-------------	----	----	----	--	--	-----------

\* The 2020 NCAA Tournament was canceled due to the COVID-19 pandemic



Tyus Jones earned Final Four Most Outstanding Player honors in 2015 after scoring a game-high 23 points in the championship game.



NCAA Tournament Breakdown

DUKE VS. OPPONENTS IN THE NCAA TOURNAMENT

Alabama State	1-0	Providence	0-1
Albany	1-0	Purdue	2-1
Arizona	1-1	Radford	1-0
Arkansas	1-1	Robert Morris	1-0
Arkansas Pine-Bluff	1-0	Rhode Island	3-0
Baylor	1-0	Richmond	1-0
Belmont	1-0	San Diego State	1-0
Binghamton	1-0	St. John's	2-1
Boston College	0-1	St. Joseph's	3-0
Boston University	1-0	Seton Hall	2-1
Butler	1-0	South Carolina	0-1
California	1-1	South Carolina State	1-0
Campbell	1-0	Southern	1-0
UCF	1-0	Southern Cal	1-0
Central Michigan	1-0	Southern Illinois	1-0
Colorado State	1-0	SMU	1-0
Connecticut	3-2	Syracuse	3-0
Creighton	1-0	Temple	2-0
Delaware State	1-0	Texas	1-0
DePaul	1-0	Texas A&M	1-0
Eastern Michigan	0-1	Texas Southern	1-0
Florida	1-1	Troy	1-0
Florida A&M	1-0	Tulsa	1-0
George Washington	1-0	UCLA	2-1
Georgetown	1-0	UNC Wilmington	1-0
Gonzaga	1-0	Utah	2-0
Hampton	1-0	VCU	0-1
Illinois	1-0	Villanova	2-2
Indiana	1-2	Virginia Tech	1-0
Iona	1-0	Washington	0-1
Iowa	2-0	West Virginia	2-1
Kansas	3-3	Winthrop	1-0
Kentucky	2-3	Wisconsin	1-0
Lamar	1-0	Xavier	2-0
Lehigh	0-1	Yale	1-0
Louisiana-Monroe	1-0		
LSU	0-1		
Louisville	0-2		
Loyola-Chicago	0-1		
Marquette	1-0		
Maryland	1-0		
Mercer	0-1		
Michigan	3-0		
Michigan State	4-2		
Minnesota	1-0		
Mississippi State	1-0		
Mississippi Valley State	1-0		
Missouri	1-0		
Missouri State	1-0		
Monmouth	1-0		
Murray State	1-0		
Navy	1-0		
UNLV	1-1		
New York Univ.	1-1		
North Dakota State	1-0		
Notre Dame	2-0		
Oklahoma State	1-0		
Old Dominion	1-0		
Oregon	0-1		
Oregon State	1-0		
Pennsylvania	2-0		
Pepperdine	1-0		
Princeton	1-0		

DUKE VS. CONFERENCES IN THE NCAA TOURNAMENT

America East	3-0	Mideastern	4-0
American	1-0	Missouri Valley	3-0
Atlantic Coast	3-0	Mountain West	2-0
Atlantic 10	8-0	Northeast	2-0
A-Sun	1-1	Ohio Valley	1-0
Big East	10-8	Patriot	0-1
Big Eight	2-1	Pac-12	7-5
Big South	3-0	Southeastern	5-7
Big Ten	15-5	Southwest	3-0
Big 12	5-2	Southwestern Athletic	5-0
Big West	1-1	Summit	1-0
Colonial	3-1	Sun Belt	2-0
East Coast	3-0	West Coast	2-0
ECAC	1-0	Western Athletic	2-0
Great Midwest	1-0	Yankee	1-0
Horizon League	2-0		
Independents	6-4		
Ivy League	4-0		
MAAC	1-0		
Metro	0-1		
Mid-American	1-1		

*Note: Conference based on what league opponent was in at the time of the game*

DUKE RECORD BY STATE IN THE NCAA TOURNAMENT

California	0-3	Ohio	0-1
Colorado	1-1	Pennsylvania	8-0
District of Columbia	2-2	Rhode Island	4-0
Florida	6-2	South Carolina	5-1
Georgia	4-1	Tennessee	2-0
Houston	2-0	Texas	6-4
Illinois	1-1	Utah	2-0
Indiana	10-2	Washington	0-2
Kentucky	4-3		
Maryland	3-1		
Michigan	2-0		
Minnesota	6-0		
Missouri	2-3		
Nebraska	1-1		
New Jersey	10-0		
New York	1-3		
North Carolina	34-6		

DUKE IN THE NCAA TOURNAMENT

NCAA Tournament Appearances	43
National Championships	5
Championship Game Appearances	11
Final Four Appearances	16
Elite Eight Appearances	22
Sweet 16 Appearances	27
Times Advanced in NCAA Tournament	35
Overall NCAA Tournament Record	114-38 (.750)
As an at-large bid	47-19 (.712)
As an automatic bid	67-19 (.779)
NCAA Record under Krzyzewski	97-30 (.764)

AS A PARTICIPANT (INCLUDES FINAL FOUR GAMES)

Out of East Region	58-16 (.783)
Out of South Region*	25-6 (.807)
Out of Southeast Region	6-3 (.667)
Out of Mideast Region	2-1 (.667)
Out of Midwest Region	16-6 (.727)
Out of West Region	7-6 (.538)

*\* - will consider the 2004/2006 Atlanta Region and the 2005 Austin Region the South Region*

BY DECADE

1950-59	0-1 (.000)
1960-69	11-4 (.733)
1970-79	4-2 (.667)
1980-89	18-7 (.720)
1990-99	32-7 (.821)
2000-09	23-9 (.719)
2010-19	26-8 (.765)
2020-present	0-0 (.000)

NCAA APPEARANCES (43)

1955, 1960, 1963, 1964, 1966, 1978, 1979, 1980, 1984, 1985, 1986, 1987, 1988, 1989, 1990, 1991, 1992, 1993, 1994, 1996, 1997, 1998, 1999, 2000, 2001, 2002, 2003, 2004, 2005, 2006, 2007, 2008, 2009, 2010, 2011, 2012, 2013, 2014, 2015, 2016, 2017, 2018, 2019,\*

*\* The 2020 NCAA Tournament was canceled due to the COVID-19 pandemic*

NCAA TITLES (5)

1991, 1992, 2001, 2010, 2015

TITLE GAME APPEARANCES (11)

1964, 1978, 1986, 1990, 1991, 1992, 1994, 1999, 2001, 2010, 2015

FINAL FOUR APPEARANCES (16)

1963, 1964, 1966, 1978, 1986, 1988, 1989, 1990, 1991, 1992, 1994, 1999, 2001, 2004, 2010, 2015

REGIONAL CHAMPIONSHIPS (16)

1963 (East), 1964 (East), 1966 (East), 1978 (East), 1986 (East), 1988 (East), 1989 (East), 1990 (East), 1991 (Midwest), 1992 (East), 1994 (Southeast), 1999 (East), 2001 (East), 2004 (Atlanta/South), 2010 (South), 2015 (South)

ELITE EIGHT APPEARANCES (22)

1960, 1963, 1964, 1966, 1978, 1980, 1986, 1988, 1989, 1990, 1991, 1992, 1994, 1998, 1999, 2001, 2004, 2010, 2013, 2015, 2018, 2019

SWEET 16 APPEARANCES (27)

1978, 1980, 1986, 1987, 1988, 1989, 1990, 1991, 1992, 1994, 1998, 1999, 2000, 2001, 2002, 2003, 2004, 2005, 2006, 2009, 2010, 2011, 2013, 2015, 2016, 2018, 2019

*Sweet 16 records begin in 1975*

TIMES AS A NUMBER ONE SEED (14)

1986	5-1
1992	6-0
1998	3-1
1999	5-1
2000	2-1
2001	6-0
2002	2-1
2004	4-1
2005	2-1
2006	2-1
2010	6-0
2011	2-1
2015	6-0
2019	3-1
14 Times	54-10 (.844)

DUKE NCAA TOURNAMENT SEED GRID

Opp.	1	2	3	4	5	6	7	8	9	10	11	12	13	14	15	16	Total
1	3-1	5-4	2-0	5-1	3-4	3-0	3-0	9-0	5-0	--	--	2-0	--	--	--	14-0	54-10
2	4-3	--	3-2	1-0	--	1-1	7-2	--	--	0-2	4-0	--	--	--	10-1	--	30-11
3	1-1	0-1	--	1-0	--	1-2	1-0	--	--	--	1-1	--	--	4-1	--	--	9-6
4	1-1	--	--	--	--	0-1	--	--	--	--	--	2-0	1-0	--	--	--	4-2
5	0-1	--	--	--	--	--	--	--	--	--	--	1-0	1-0	--	--	--	2-1
6	--	--	--	--	--	--	--	--	--	--	0-1	--	--	--	--	--	0-1
7	--	--	--	--	--	--	--	--	--	--	--	--	--	--	--	--	0-0
8	--	--	--	--	--	--	--	--	0-1	--	--	--	--	--	--	--	0-1
Totals	9-7	5-5	5-2	7-1	3-4	5-4	11-2	9-0	5-1	0-2	5-2	5-0	2-0	4-1	10-1	14-0	99-31

*NCAA seeding process began in 1979*

## NCAA Tournament Records - Game

TEAM			
<b>MOST POINTS SCORED</b>			
Duke	vs. Southern Illinois, 3/18/1993	105	
Opp	2x; last by Kentucky, 3/28/1992	103	
<b>FEWEST POINTS SCORED</b>			
Duke	vs. Pennsylvania, 3/8/1980	52	
Opp	by Winthrop, 3/14/2002	37	
<b>LARGEST VICTORY MARGIN</b>			
Duke	vs. Connecticut, 3/14/1964	[101-54] 47	
	vs. Winthrop, 3/14/2002	[84-37] 47	
Opp	by UNLV, 4/2/1990	[103-73] 30	
<b>LARGEST HALFTIME MARGIN</b>			
Duke	vs. Winthrop, 3/14/2002	[52-15] 37	
<b>MOST FIELD GOALS MADE</b>			
Duke	2x; last vs. Louisiana-Monroe, 3/14/1991	43	
Opp	by Kentucky, 3/27/1978	39	
<b>MOST FIELD GOAL ATTEMPTS</b>			
Duke	vs. Loyola-Chicago, 3/22/1963	82	
Opp	by Oregon State, 3/23/1963	87	
<b>HIGHEST FIELD GOAL PCT.</b>			
Duke	vs. Southern Illinois, 3/18/1993	[36-57] .632	
Opp	by Washington, 3/18/1984	[31-44] .705	
<b>FEWEST FIELD GOALS MADE</b>			
Duke	2x; last vs. Villanova, 3/26/2009	16	
Opp	2x; by Creighton, 3/24/2013	16	
<b>FEWEST FIELD GOAL ATTEMPTS</b>			
Duke	vs. Texas A&M, 3/12/1987	36	
Opp	by Mercer, 3/21/2014	45	
<b>MOST 3-POINT FIELD GOALS</b>			
Duke	vs. Monmouth, 3/15/2001	18	
Opp	vs. Kansas, 3/25/2018	13	
<b>MOST 3-POINT ATTEMPTS</b>			
Duke	vs. Monmouth, 3/15/2001	38	
Opp	vs. Kansas, 3/25/2018	36	
<b>HIGHEST 3-POINT PCT.</b>			
Duke	vs. Southern Illinois, 3/18/1993	[14-19] .737	
Opp	by Arizona, 3/24/2011	[9-15] .600	
<b>MOST FREE THROWS MADE</b>			
Duke	vs. Seton Hall, 3/20/2004	34	
Opp	by South Carolina, 3/19/2017	27	
<b>MOST FREE THROW ATTEMPTS</b>			
Duke	vs. UNC Wilmington, 3/17/2016	43	
Opp	by Villanova, 3/8/1955	42	
<b>HIGHEST FREE THROW PCT.</b>			
Duke	vs. Michigan State, 3/29/2013	[24-26] .923	
	vs. Mercer, 3/21/2014	[12-13] .923	
Opp	by Temple, 3/26/1988	[13-14] .929	
<i>Minimum 10 free throws attempted</i>			
<b>MOST REBOUNDS</b>			
Duke	vs. Connecticut, 3/14/1964	60	
Opp	by Oregon State, 3/23/1963	54	
<b>MOST ASSISTS</b>			
Duke	vs. Robert Morris, 3/20/2015	28	
Opp	by UCLA, 3/21/1964	22	
<b>MOST STEALS</b>			
Duke	4x; last vs. UCLA, 3/22/2001	17	
Opp	by UNLV, 4/2/1990	16	
<b>MOST BLOCKED SHOTS</b>			
Duke	vs. Temple, 3/26/1988	11	
Opp	by Iowa, 3/21/1992	10	

INDIVIDUAL			
<b>POINTS</b>			
1.	Jeff Mullins vs. Villanova, 3/13/1964	43	
2.	Danny Ferry vs. Seton Hall, 4/1/1989	34	
	Jason Williams vs. UCLA, 3/22/2001	34	
4.	Bobby Hurley vs. California, 3/20/1993	32	
	Zion Williamson vs. UCF, 3/24/2019	32	
6.	Kevin Strickland vs. SMU, 3/19/1988	31	
	Christian Laettner vs. Kentucky, 3/28/1992	31	
	Jason Williams vs. Missouri, 3/17/2001	31	
<b>FIELD GOALS MADE</b>			
1.	Jeff Mullins vs. Villanova, 3/13/1964	19	
2.	Jeff Mullins vs. Connecticut, 3/14/1964	14	
3.	Mike Gminski vs. Notre Dame, 3/25/1978	13	
	Johnny Dawkins vs. Navy, 3/23/1986	13	
	Danny Ferry vs. Seton Hall, 4/1/1989	13	
<b>FIELD GOALS ATTEMPTED</b>			
1.	Art Heyman vs. Loyola-Chicago, 3/22/1963	30	
2.	Danny Ferry vs. Seton Hall, 4/1/1989	29	
3.	Jeff Mullins vs. Villanova, 3/13/1964	28	
4.	Jack Marin vs. Utah, 3/19/1966	26	
	Jason Williams vs. Southern Cal, 3/24/2001	26	
<b>FIELD GOAL PCT.</b>			
1.	Christian Laettner vs. Kentucky, 3/28/1992	[10-10] 1.000	
2.	Marshall Plumlee vs. UNC Wilmington, 3/17/2016	[9-10] .900	
3.	Johnny Dawkins vs. Old Dominion, 3/15/1986	[10-12] .833	
4.	Mason Plumlee vs. Albany, 3/22/2013	[9-11] .818	
	Jahlil Okafor vs. Robert Morris, 3/20/2015	[9-11] .818	
<i>Minimum 10 field goal attempts</i>			
<b>3-POINT FIELD GOALS MADE</b>			
1.	Quinn Cook vs. Mercer, 3/21/2014	7	
2.	Phil Henderson vs. UCLA, 3/22/1990	6	
	Bobby Hurley vs. Indiana, 4/4/1992	6	
	Bobby Hurley vs. Southern Illinois, 3/18/1993	6	
	Bobby Hurley vs. California, 3/20/1993	6	
	Jason Williams vs. UCLA, 3/22/2001	6	
	Jason Williams vs. Monmouth, 3/15/2001	6	
	Seth Curry vs. Michigan State, 3/29/2013	6	
	Quinn Cook vs. Robert Morris, 3/20/2015	6	
<b>3-POINT FIELD GOAL ATTEMPTS</b>			
1.	Bobby Hurley vs. California, 3/20/1993	18	
2.	Jason Williams vs. UCLA, 3/22/2001	13	
3.	Jason Williams vs. Missouri, 3/17/2001	12	
	J.J. Redick vs. Alabama State, 3/18/2004	12	
	Rasheed Sulaimon vs. Mercer, 3/21/2014	12	
<b>3-POINT FIELD GOAL PCT.</b>			
1.	Bobby Hurley vs. Southern Illinois, 3/18/1993	[6-7] .857	
2.	Trajan Langdon vs. Temple, 3/21/1999	[5-6] .833	
3.	Jeff Capel vs. Providence, 3/16/1997	[4-5] .800	
	Trevon Duval vs. Iowa, 3/15/2018	[4-5] .800	
5.	J.J. Redick vs. Central Michigan, 3/22/2003	[5-7] .714	
	Grayson Allen vs. Yale, 3/19/2016	[5-7] .714	
	Tre Jones vs. Virginia Tech, 3/29/2019	[5-7] .714	
<i>Minimum five three-point field goal attempts</i>			
<b>FREE THROWS MADE</b>			
1.	Grayson Allen vs. UNC Wilmington, 3/17/2016	15	
2.	Jim Spanarkel vs. Notre Dame, 3/25/1978	12	
	Christian Laettner vs. Kansas, 4/1/1991	12	
	Shane Battier vs. Missouri, 3/17/2001	12	
	Rasheed Sulaimon vs. Michigan State, 3/29/2013	12	
<b>FREE THROWS ATTEMPTED</b>			
1.	Grayson Allen vs. UNC Wilmington, 3/17/2016	17	
2.	Art Heyman vs. St. Joseph's, 3/16/1963	15	
3.	Art Heyman vs. New York, 3/15/1963	14	
	David Henderson vs. Pepperdine, 3/15/1985	14	
	Shelden Williams vs. Delaware State, 3/18/2005	14	
	Rasheed Sulaimon vs. Michigan State, 3/29/2013	14	

<b>FREE THROW PCT.</b>			
1.	Jim Spanarkel vs. Notre Dame, 3/25/1978	[12-12] 1.000	
	Christian Laettner vs. Kansas, 4/1/1991	[12-12] 1.000	
	Christian Laettner vs. Kentucky, 3/28/1992	[10-10] 1.000	
	Shelden Williams vs. George Washington, 3/18/2006	[9-9] 1.000	
	Jon Scheyer vs. West Virginia, 3/22/2008	[9-9] 1.000	
	Bobby Hurley vs. California, 3/20/1993	[8-8] 1.000	
	Luke Kennard vs. South Carolina, 3/19/2017	[8-8] 1.000	
<i>Minimum eight made free throws</i>			
<b>REBOUNDS</b>			
1.	Jay Buckley vs. St. Joseph's, 3/16/1963	18	
	Shelden Williams vs. Southern, 3/16/2006	18	
3.	Jay Buckley vs. New York Univ., 3/15/1963	16	
4.	Mike Lewis vs. St. Joseph's, 3/11/1966	15	
	Jack Marin vs. St. Joseph's, 3/11/1966	15	
	Elton Brand vs. Michigan State, 3/27/1999	15	
	Shelden Williams vs. Mississippi State, 3/20/2005	15	
	Amile Jefferson vs. South Carolina, 3/19/2017	15	
<b>ASSISTS</b>			
1.	Quinn Snyder vs. SMU, 3/19/1988	12	
2.	Quinn Cook vs. Albany, 3/22/2013	11	
	RJ Barrett vs. Virginia Tech, 3/29/2019	11	
4.	Bobby Hurley vs. Campbell, 3/19/1992	10	
	Bobby Hurley vs. Kentucky, 3/28/1992	10	
6.	Chris Duhon vs. Monmouth, 3/15/2001	9	
	Jason Williams vs. Missouri, 3/17/2001	9	
	Grayson Allen vs. Iowa, 3/15/2018	9	
<b>STEALS</b>			
1.	Grant Hill vs. California, 3/20/1993	8	
2.	Tommy Amaker vs. Old Dominion, 3/15/1986	7	
	Tommy Amaker vs. Louisville, 3/31/1986	7	
4.	Phil Henderson vs. Richmond, 3/16/1990	6	
	Grant Hill vs. Iowa, 3/16/1991	6	
	Chris Duhon vs. Central Michigan, 3/22/03	6	
<b>BLOCKED SHOTS</b>			
1.	Shane Battier vs. Kansas, 3/19/2000	8	
2.	Mike Gminski vs. Pennsylvania, 3/17/1978	7	
	Shelden Williams vs. George Washington, 3/18/2006	7	
4.	Amile Jefferson vs. South Carolina, 3/19/2017	6	
5.	Cherokee Parks vs. Marquette, 3/24/1994	5	
	Elton Brand vs. Missouri State, 3/19/1999	5	
	Casey Sanders vs. Colorado State, 3/20/2003	5	
	Casey Sanders vs. Kansas, 3/27/2003	5	
	Shelden Williams vs. Xavier, 3/28/04	5	
	Josh McRoberts vs. VCU, 3/15/2007	5	
	Marshall Plumlee vs. Yale, 3/19/2016	5	
<b>MINUTES PLAYED</b>			
1.	Bobby Hurley vs. Kentucky, 3/28/1992	45	
	Grayson Allen vs. Kansas, 3/25/2018	45	
3.	Gary Trent, Jr. vs. Kansas, 3/25/2018	44	
	Marvin Bagley III vs. Kansas, 3/25/2018	44	
5.	Bobby Hurley vs. Connecticut, 3/24/1990	43	
	Christian Laettner vs. Kentucky, 3/28/1992	43	
	Trevon Duval vs. Kansas, 3/25/2018	43	

NCAA Tournament Records - Career

POINTS

Rk	Player, Years	Pts
1.	Christian Laettner, 1989-92	407
2.	Shane Battier, 1998-01	278
3.	Danny Ferry, 1986-89	269
	Grant Hill, 1991-94	269
5.	Jason Williams, 2000-02	243
6.	Bobby Hurley, 1990-93	239
7.	Phil Henderson, 1988-91	233
8.	J.J. Redick, 2003-06	223
9.	Johnny Dawkins, 1983-86	214
10.	Kyle Singler, 2008-11	209

SCORING AVERAGE

Rk	Name, Years	G	Pts	Avg
1.	Jeff Mullins, 1962-64	8	200	25.0
2.	Johnny Dawkins, 1983-86	9	214	23.8
3.	Jason Williams, 2000-02	12	243	20.3
4.	Mike Gminski, 1977-80	9	178	19.8
5.	Christian Laettner, 1989-92	23	407	17.7
6.	Gene Banks, 1978-80	9	153	17.0
7.	Roshown McLeod, 1997-98	6	97	16.2
8.	J.J. Redick, 2003-06	14	223	15.9
	Mark Alarie, 1983-86	9	143	15.9
10.	Jack Marin, 1964-66	8	122	15.3

FIELD GOALS MADE

Rk	Player, Years	FG
1.	Christian Laettner, 1989-92	128
2.	Grant Hill, 1991-94	103
3.	Danny Ferry, 1986-89	101
4.	Shane Battier, 1998-01	88
5.	Phil Henderson, 1988-91	86
	Johnny Dawkins, 1983-86	86

FIELD GOAL ATTEMPTS

Rk	Player, Years	FGA
1.	Danny Ferry, 1986-89	218
2.	Christian Laettner, 1989-92	213
3.	Jason Williams, 2000-02	207
4.	Grant Hill, 1991-94	196
5.	Phil Henderson, 1988-90	193

FIELD GOAL PCT.

Rk	Name, Years	FG	FGA	Pct
1.	Mason Plumlee, 2010-13	46	65	.708
2.	Kenny Dennard, 1978-80	28	43	.651
3.	Carlos Boozer, 2000-02	47	75	.627
4.	Elton Brand, 1998-99	55	88	.625
5.	Alaa Abdelnaby, 1987-90	63	102	.618
6.	Christian Laettner, 1989-92	128	213	.601

Minimum 25 field goals made

3-POINT FIELD GOALS MADE

Rk	Player, Years	3FG
1.	Bobby Hurley, 1990-93	42
2.	J.J. Redick, 2003-06	39
3.	Jason Williams, 2000-02	36
4.	Trajan Langdon, 1995-99	28
	Daniel Ewing, 2002-05	28

3-POINT FIELD GOAL ATTEMPTS

Rk	Player, Years	3FGA
1.	J.J. Redick, 2003-06	115
2.	Jason Williams, 2000-02	112
3.	Bobby Hurley, 1990-93	96
4.	Shane Battier, 1998-01	73
5.	Grayson Allen, 2015-18	71

3-POINT FIELD GOAL PCT.

Rk	Name, Years	3FG	3FGA	Pct
1.	William Avery, 1998-99	20	37	.541
2.	Jeff Capel, 1994-97	19	38	.500
3.	Daniel Ewing, 2002-05	28	61	.459
4.	Bobby Hurley, 1990-93	42	96	.438
5.	Kyle Singler, 2008-11	25	61	.410
6.	Chris Collins, 1993-96	16	40	.400
	Trajan Langdon, 1995-97	28	70	.400
	Nolan Smith, 2008-11	18	45	.400
	Seth Curry, 2011-13	16	40	.400

Minimum 15 three-point field goals made

FREE THROWS MADE

Rk	Player, Years	FT
1.	Christian Laettner, 1989-92	142
2.	Shane Battier, 1998-01	75
3.	Shelden Williams, 2003-06	67
4.	Bobby Hurley, 1990-93	59
5.	Danny Ferry, 1986-89	57

FREE THROWS ATTEMPTED

Rk	Player, Years	FTA
1.	Christian Laettner, 1989-92	167
2.	Shane Battier, 1998-01	91
3.	Shelden Williams, 2003-06	86
4.	Grant Hill, 1991-94	83
5.	Brian Davis, 1989-92	82

FREE THROW PCT.

Rk	Name, Years	FT	FTA	Pct
1.	Mark Alarie, 1983-86	37	43	.860
2.	Mike Gminskii, 1977-80	36	42	.857
	J.J. Redick, 2003-06	42	49	.857
4.	Christian Laettner, 1989-92	142	167	.850
5.	Grayson Allen, 2015-18	51	61	.836

Minimum 35 free throws made

REBOUNDS (SINCE 1973)

Rk	Player, Years	Reb
1.	Christian Laettner, 1989-92	169
2.	Shelden Williams, 2003-06	144
3.	Shane Battier, 1998-01	135
4.	Grant Hill, 1991-94	134
5.	Danny Ferry, 1986-89	131

REBOUND AVERAGE

Rk	Name, Years	G	Reb	Avg
1.	Jay Buckley, 1962-64	8	95	11.9
2.	Shelden Williams, 2003-06	14	144	10.3
3.	Elton Brand, 1998-99	10	86	8.6
4.	Gene Banks, 1978-81	9	76	8.4
5.	Mike Gminski, 1977-80	9	75	8.3
	Mark Alarie, 1983-86	9	75	8.3

ASSISTS

Rk	Player, Years	Ast
1.	Bobby Hurley, 1990-93	145
2.	Grant Hill, 1991-94	86
3.	Chris Duhon, 2001-04	79
4.	Quin Snyder, 1986-89	69
5.	Jason Williams, 2000-02	66

ASSISTS PER GAME

Rk	Name, Years	G	Ast	Avg
1.	Bobby Hurley, 1990-93	20	145	7.3
2.	Jason Williams, 2000-02	12	66	5.5
3.	Quinn Cook, 2015	5	26	5.2
4.	Tommy Amaker, 1984-87	12	57	4.8
5.	Chris Duhon, 2001-04	17	79	4.7
6.	Quin Snyder, 1986-89	16	69	4.3
	Grant Hill, 1991-94	20	86	4.3

BLOCKED SHOTS

Rk	Player, Years	Blk
1.	Shane Battier, 1998-01	42
2.	Shelden Williams, 2003-06	41
3.	Cherokee Parks, 1992-95	25
4.	Grant Hill, 1991-94	23
	Casey Sanders, 2000-03	23

BLOCKED SHOTS PER GAME

Rk	Name, Years	G	Blk	Avg
1.	Shelden Williams, 2003-06	14	41	2.9
2.	Mike Gminski, 1977-80	9	22	2.4
3.	Shane Battier, 1998-01	19	42	2.2
4.	Cherokee Parks, 1992-95	14	25	1.8
5.	Elton Brand, 1998-99	10	17	1.7

STEALS

Rk	Player, Years	Stl
1.	Grant Hill, 1991-94	39
2.	Chris Duhon, 2001-04	38
3.	Tommy Amaker, 1984-87	36
4.	Christian Laettner, Duke, 1989-92	32
	Bobby Hurley, 1990-93	32

STEALS PER GAME

Rk	Name, Years	G	Stl	Avg
1.	Tommy Amaker, 1984-89	12	36	3.0
2.	Jason Williams, 2000-03	12	31	2.6
3.	Chris Duhon, 2001-04	17	38	2.2
4.	Grant Hill, 1991-94	20	39	2.0
5.	Daniel Ewing, 2002-05	14	27	1.9

GAMES PLAYED

Rk	Player, Years	GP
1.	Christian Laettner, 1989-92	23
2.	Greg Koubek, 1988-91	22
	Brian Davis, 1989-92	22
4.	Thomas Hill, 1990-93	20
	Bobby Hurley, 1990-93	20
	Grant Hill, 1991-94	20
	Antonio Lang, 1991-94	20

GAMES STARTED

Rk	Player, Years	GS
1.	Christian Laettner, 1989-92	23
2.	Bobby Hurley, 1990-93	20
3.	Chris Duhon, 2001-04	17
4.	Robert Brickey, 1987-90	16
5.	Grant Hill, 1991-94	15
	Chris Carrawell, 1997-00	15
	Shane Battier, 1998-01	15



## 1991 NCAA Champions

From the beginning, the goal was clear: win the national championship.

Head coach Mike Krzyzewski made no bones about it as he began his 11th season at Duke University. He told his 13 players, assembling in the locker room for the first time in September, that it was their goal.

Leading up to the glory-filled 1990-1991 season were many anxious moments, including a 30-point loss to UNLV at the 1990 NCAA championship game, Krzyzewski being wooed by the Boston Celtics, and a tiring summer which had Coach K leading the USA team (with Christian Laettner and Bobby Hurley) to medal-winning performances at the Goodwill Games and the World Championships.

All of those were memories and lessons as the 1990-91 schedule got underway at the Dodge NIT in mid-November.

Duke rushed out to two quick and decisive victories in Cameron Indoor Stadium. The Blue Devils then headed to the Big Apple and Madison Square Garden, where they faced fellow 1990 Final Four member Arkansas, whom the Blue Devils had defeated to earn a trip to the championship game. This time the Razorbacks turned back Duke and advanced to the title game with a 98-88 win.

The month of December featured a road loss to Georgetown in the ACC/Big East Challenge and a key road victory at 11th-ranked Oklahoma, which snapped the Sooners long home court winning streak. Duke triumphed 90-85 and finished the month with a 10-2 record.

The opening day of the ACC slate had the Blue Devils traveling to 18th-ranked Virginia. The Cavaliers crushed Duke, 81-64, making it time for a re-commitment to the season by the Blue Devils.

Freshman Grant Hill broke his nose at a late night practice session, which caused him to miss the next three ACC games. Duke won all three of those games, thanks in part to the emergence of sophomore Thomas Hill. The 6-4 guard/forward had 22 points in an 89-67 win over Wake Forest and then added 20 more against fifth-ranked North Carolina five days later in Duke's 74-60 victory over the Tar Heels.

The ACC regular season championship came down to the final game against the chief rival - North Carolina. The eighth-ranked Blue Devils hustled out to a 20-point margin in the early parts of the second half. The fourth-ranked Tar Heels came back but could never catch Duke as the Blue Devils posted an 83-77 victory.

A week later, the two squads met again in the ACC Tournament championship game. This time, Carolina triumphed, 96-74, to hand Duke a decisive loss and leave the Blue Devils with a 26-7 record heading into the NCAA Tournament.

It was apparent early that the Blue Devils meant business in their chance to go to Indianapolis. Duke disposed of Northeast Louisiana, Iowa and Connecticut with little resistance leading up to the Midwest Regional title game against Big East member St. John's. Pacing the victory, Hurley earned MVP honors in the region with 20 points in the title game and a remarkable 6.75:1 assist-turnover ratio in the four NCAA games.



Up first in the Final Four was UNLV, a team with a 34-0 record that had rarely been challenged. The fight was on and Duke kept the pressure on the Runnin' Rebels. Finally, it came down to a little over two minutes to play and the Blue Devils down by a 76-71 count.

Hurley connected on a three-pointer when all seemed lost to make it 76-74 with 2:14 to play. Then Duke put on the defensive pressure and UNLV was forced into a shot clock violation. Next, Brian Davis took charge with a driving layup and a foul shot to give Duke a 77-76 lead.

After a Larry Johnson free throw tied the score, the ball landed in Laettner's hands on the offensive side and he was fouled with 12.7 seconds to play. He calmly converted the two charity tosses to give Duke a 79-77 lead which never changed.

Two nights later, in the most famed game of the college basketball season, Duke took the court against Kansas, which had defeated North Carolina in the semifinals.

The fatigued Blue Devils never faltered as Hurley and Grant Hill teamed up for a spectacular alley-oop dunk in the opening minutes to set the tone and Laettner proved steady with a record-setting 12-for-12 performance from the free throw line.

It was a crowning glory to the spectacular season as the Blue Devils brought home the title with a 72-65 victory over the Jayhawks. Laettner earned MVP honors and Hurley averaged 12 points and eight assists in the two games. Sophomore Bill McCaffrey added 16 points in the title game to also earn a slot on the All-Final Four team.

The season was complete, the dream a reality. Duke had won the national championship and along the way captured the ACC regular season crown, a record 16-0 home mark, its eighth straight NCAA appearance, a fourth straight Final Four berth and fifth in the last six years, and Krzyzewski was named the Kodak/NABC National Coach of the Year.

## 1990-91 RESULTS

Date	Opponent	Rank	Site	Result
N 14	Marquette	6	-	H1 W 87 74
N 16	Boston College	6	-	H1 W 100 76
N 21	Arkansas	6	2	N1 L 88 98
N 23	Notre Dame	6	-	N1 W 85 77
N 26	East Carolina	6	-	H W 125 82
D 1	Charlotte	8	-	H W 103 94
D 5	Georgetown	5	6	A1 L 74 79
D 8	Michigan	5	-	H W 75 68
D 19	Harvard	9	-	A W 103 61
D 22	Oklahoma	9	11	A W 90 85
D 29	Lehigh	8	-	H W 97 67
J 2	Boston	8	-	H W 109 55
J 5	Virginia	8	18	A L 64 81
J 9	Georgia Tech	14	24	H W 98 57
J 12	Maryland	14	-	A W 94 78
J 14	Wake Forest	14	-	H W 89 67
J 16	The Citadel	12	-	A W 83 50
J 19	North Carolina	12	5	H W 74 60
J 23	NC State	9	-	A L 89 95
J 26	Clemson	9	-	A W 99 70
J 30	Georgia Tech	7	23	A W 77 75
F 2	Notre Dame	7	-	A W 90 77
F 7	Virginia	6	11	H W 86 74
F 9	Maryland	6	-	H W 101 81
F 10	Louisiana State	6	19	H W 88 70
F 13	Davidson	5	-	H W 74 39
F 16	Wake Forest	5	-	A L 77 86
F 20	NC State	7	-	H W 72 65
F 24	Arizona	20T	7	9 A L 96 103
F 27	Clemson	8	-	H W 79 62
M 3	North Carolina	8	4	A W 83 77
M 9	NC State	6	-	N2 W 93 72
M 10	North Carolina	6	7	N2 L 74 96
M 14	Louisiana-Monroe	6	-	N3 W 102 73
M 16	Iowa	6	-	N3 W 85 70
M 22	Connecticut	6	-	N4 W 81 67
M 24	St. John's	6	20	N4 W 78 61
M 30	UNLV	6	1	N5 W 79 77
A 1	Kansas	6	12	N5 W 72 65

H1 - Preseason NIT, Cameron Indoor Stadium, Durham, N.C.

N1 - Preseason NIT, Madison Square Garden, New York, N.Y.

A1 - ACC/Big East Challenge, Capital Centre, Landover, Md.

N2 - ACC Tournament, Charlotte Coliseum, Charlotte, N.C.

N3 - NCAA Tournament, Metrodome, Minneapolis, Minn.

N4 - NCAA Tournament, Pontiac Silverdome, Pontiac, Mich.

N5 - NCAA Final Four, RCA Dome, Indianapolis, Ind.

## HONORS & AWARDS

### GRANT HILL

- First Team Freshman All-America (Basketball Times)
- Third Team Freshman All-America (Basketball Weekly)
- ACC All-Freshman
- ACC All-Tournament (second team)

### THOMAS HILL

- Third Team All-ACC
- All-Region (Basketball Times)
- NCAA Midwest Region All-Tournament Team

### BOBBY HURLEY

- Honorable Mention All-America (AP)
- Third Team All-ACC
- All-Region (Basketball Times)
- NCAA All-Final Four Team
- NCAA Midwest Region MVP
- NCAA Midwest Region All-Tournament Team

### GREG KOUBEK

- ACC All-Tournament (second team)

### CHRISTIAN LAETTNER

- First Team All-America (Basketball Times, Wooden)
- Second Team All-America (AP, UPI, NABC, USBWA)
- NCAA Final Four MVP
- NCAA All-Final Four Team
- NCAA Midwest Region All-Tournament Team
- First Team All-ACC
- ACC All-Tournament (first team)
- USBWA District Player of the Year
- USBWA First Team All-District

### BILL MCCAFFREY

- NCAA All-Final Four Team

### MIKE KRZYZEWSKI

- National Coach of the Year (NABC)

RECORD: 32-7; HOME: 16-0; AWAY: 8-5; NEUTRAL: 8-2

Player	G	MP	FG-FGA	Pct	FT-FTA	Pct	Reb-Avg	PF-DQ	Ast	TO	BS	St	Pts-Avg
*Laettner	39	1,178	271-471	.575	211-263	.802	340-8.7	111-1	76	121	44	75	771-19.8
McCaffrey	38	941	167-347	.481	84-101	.832	69-1.8	50-0	71	67	4	34	442-11.6
*T. Hill	39	908	164-297	.552	101-136	.743	142-3.6	67-1	51	55	15	59	450-11.5
*Hurley	39	1,353	141-333	.423	83-114	.728	93-2.4	100-4	289	151	3	51	441-11.3
*G. Hill	36	887	160-310	.516	81-133	.609	183-5.1	79-1	79	74	30	51	402-11.2
Davis	39	902	104-228	.456	89-122	.730	158-4.1	83-2	63	60	8	39	298-7.6
*Koubek	38	600	77-177	.435	39-48	.813	110-2.9	67-2	33	29	3	21	225-5.9
Lang	36	426	57-94	.606	40-76	.526	92-2.6	55-1	7	25	28	14	154-4.3
Palmer	38	407	51-79	.646	33-40	.825	77-2.0	69-1	10	28	19	11	135-3.6
Clark	23	104	13-29	.448	20-32	.625	17-0.7	15-0	8	25	2	5	48-2.1
Ast	17	51	12-18	.667	3-4	.750	10-0.6	7-0	0	6	3	0	28-1.6
Buckley	19	93	10-18	.556	7-20	.350	20-1.1	12-0	2	4	1	2	27-1.4
Team	-	-	-	-	-	-	103-2.6	-	-	-	-	-	-
Duke	39	7,850	1,227-2,401	.511	791-1,089	.726	1,414-36.3	715-13	689	645	160	362	3,421-87.7
Opps	39	7,850	1,087-2,445	.445	525-792	.663	1,327-34.0	865-na	528	779	111	299	2,864-73.4

• Three-Point Field Goals (176-459, .383): Hurley (76-188, .404); Koubek (32-76, .421); McCaffrey (24-70, .343); T. Hill (21-52, .404); Laettner (18-53, .340); Clark (2-9, .222); G. Hill (1-2, .500); Ast (1-4, .250); Davis (1-5, .200). Dunks (112): G. Hill 33; T. Hill 26; Laettner 21; Davis 19; Lang 8; Palmer 6. Charges Taken (71): Davis 16; Palmer 14; Hurley 12; T. Hill 10; Laettner 5; Lang 5; McCaffrey 4; G. Hill 2; Koubek 2; Buckley 1.

## 1992 NCAA Champions

The 1991-1992 Duke men's basketball season preview began this way: "When four starters return to any college basketball team there is always cause for celebration. When the four starters return from a team that captured the national championship the year before, the possibilities seem endless."

With a roster that included ACC Athlete of the Year Christian Laettner, All-ACC guards Bobby Hurley and Thomas Hill, sophomore Grant Hill and four additional returning letterwinners, the Blue Devils were poised to defend their title.

On December 14, Duke faced future NCAA championship opponent Michigan in Ann Arbor. The Blue Devils were 6-0 heading into the night, having swept four of the five previous teams by at least a 25-point margin. After leading by as many as 17 points early in the second half, Duke came back from a two-point deficit when Hurley scored five points in the last two minutes of play to secure an 88-85 victory.

The ACC season started strong, with solid victories over Virginia, Florida State, Maryland, Georgia Tech and N.C. State.

On February 1, 1992, Duke celebrated its 500th win in Cameron Indoor Stadium with a 100-71 blowout against Notre Dame.

The first real challenge of the ACC season came against perennial rival North Carolina on its home court in Chapel Hill. Hurley broke his foot midway through the first half, but played anyway as the ninth-ranked Tar Heels posted a 75-73 upset victory over top-ranked Duke.

As tournament time approached, Duke had only suffered two losses: one to North Carolina and a second against Wake Forest in late February.

Laettner and Brian Davis had won just about every prize imaginable in their four-year Duke careers except one, the ACC championship. Duke recorded wins over Maryland and Georgia Tech to reach the finals. The Blue Devils registered a crushing 94-74 defeat of North Carolina in the 1992 ACC final that brought redemption after the previous year's 22-point loss to UNC in the same game. Laettner left nothing to chance with 25 points, 10 rebounds and seven steals. Five others hit double-figures, including Grant Hill who hit all eight of his shots and added seven assists.

With eight straight trips to NAAs, Final Four berths every year but one since 1986, and the 1991 title securely under its belt, the 1992 Duke squad was looking to make history when it opened the tournament on March 19. Duke, the top-seed in the East Regional, posted wins over Campbell, Iowa and Seton Hall to reach the Elite Eight.

The Blue Devils' Elite Eight matchup against Kentucky on March 28, 1992, saw two of the most famed programs in basketball history take aim at each other. Kentucky did everything possible to dethrone the champions and appeared to have Duke right where it wanted it with 2.1 seconds to play in overtime after Sean Woods drove by Hurley and banked in a one-handed shot over Laettner for a one-point lead.



Then, in a season equally filled with magical moments and overwhelming adversity, a miracle took place. Grant Hill flung the undefended inbound pass to Laettner who leaped to catch the ball over John Pelphrey and Deron Feldhaus. Time seemed to stand still as Laettner faked to his right, turned to his left and lofted an 18-footer that found nothing but net as time expired. The Spectrum crowd erupted as the Duke players jumped on Laettner to celebrate another trip to the Final Four and a 104-103 victory over Kentucky.

Up next was Indiana, an intriguing matchup between the two winningest programs in NCAA Tournament history. The beginning of the second half, which began with Duke trailing by five points, 42-37, turned into one of Duke's finest moments of the season. The Blue Devils reeled off 13 straight points and then made it a 21-3 surge to open the first 10 minutes of the frame to make the score 58-45 in favor of Duke. Free throws by Antonio Lang and Cherokee Parks closed out the 81-78 victory as the Blue Devils headed to the NCAA championship game for the third consecutive season.

The billing Michigan and Duke had entering the Metrodome on April 6th to decide the national champion read: "The Fab Five meets The Victory Tour."

Grant Hill made his first start since February when he was inserted for an injured Davis, scoring 18 points and grabbing 10 rebounds as Duke stumbled out of the blocks but hung tough in trailing by just one at the half, 31-30. The Blue Devils turned up the defensive pressure in the second frame, forcing Michigan into 29 percent shooting from the field and just 20 second-half points.

With 13.5 seconds remaining and a comfortable 20-point cushion, Coach K gave his starters one last curtain call to an incredible season-long journey. A roar echoed through the dome as players exchanged high-fives and hugs to start the celebration of the 71-51 victory.

RECORD: 34-2; HOME: 13-0; AWAY: 11-2; NEUTRAL: 10-0

Player	G	MP	FG-FGA	Pct	FT-FTA	Pct	Reb-Avg	PF-DQ	Ast	TO	BS	St	Pts-Avg
*Laettner	35	1,128	254-442	.575	189-232	.815	275-7.9	90-1	69	116	32	74	751-21.5
*T. Hill	36	1,102	196-367	.534	96-125	.768	121-3.4	75-1	54	50	16	60	525-14.6
*G. Hill	33	1,000	182-298	.611	99-135	.733	187-5.7	91-2	134	80	27	39	463-14.0
*Hurley	31	1,043	123-284	.433	105-133	.789	62-2.0	64-1	237	109	1	35	410-13.2
*Davis	36	1,111	140-291	.481	114-154	.740	163-4.5	82-4	69	53	9	42	402-11.2
Lang	34	763	77-137	.562	65-99	.657	139-4.1	87-1	23	43	10	20	219-6.4
Parks	34	435	60-105	.571	50-69	.725	81-2.4	57-0	13	30	35	5	170-5.0
Clark	34	268	33-61	.541	21-27	.778	27-0.8	26-0	22	21	4	7	99-2.9
Meek	25	143	22-38	.579	18-36	.500	30-1.2	18-1	5	6	5	3	62-2.5
Blakeney	29	175	13-23	.565	13-20	.650	24-0.8	10-0	17	17	0	7	40-1.4
Ast	14	44	5-12	.417	6-9	.667	14-1.0	6-0	2	4	1	1	16-1.1
Burt	19	38	3-11	.273	4-4	1.000	2-0.1	3-0	8	4	1	1	10-0.5
Team	-	-	-	-	-	-	105-2.9	-	-	-	-	-	-
Duke	36	7,250	1,108-2,069	.536	780-1,043	.748	1,229-34.1	609-11	653	533	141	294	3,167-88.0
Opps	36	7,250	1,033-2,213	.467	379-583	.650	1,129-31.4	837-na	557	639	115	232	2,615-72.6

• **Three-Point Field Goals (171-394, .434):** Hurley (59-140, .421); Laettner (54-97, .557); T. Hill (37-91, .407); Clark (12-18, .667); Davis (8-39, .205); Blakeney (1-4, .250); G. Hill (0-1, .000); Ast (0-4, .000). **Dunks (146):** G. Hill 48; T. Hill 25; Laettner 21; Davis 18; Lang 16; Parks 12; Clark 4; Meek 2. **Charges Taken (48):** Davis 9; Laettner 8; Lang 7; G. Hill 7; T. Hill 6; Hurley 5; Clark 2; Meek 2; Parks 2.

## 1991-92 RESULTS

Date	Opponent	Rank	Site	Result
N 25	East Carolina	1 -	H	W 103 75
N 30	Harvard	1 -	H	W 118 65
D 5	St. John's	1 7	N1	W 91 81
D 7	Canisius	1 -	A1	W 96 60
D 14	Michigan	10T 1 18	A	W 88 85
D 30	William & Mary	1 -	H	W 97 61
J 2	Virginia	1 -	A	W 68 62
J 6	Florida State	1 -	H	W 86 70
J 8	Maryland	1 -	A	W 83 66
J 11	Georgia Tech	1 14	H	W 97 84
J 15	NC State	1 -	H	W 110 75
J 18	Charlotte	1 18	H	W 104 82
J 21	Boston	1 -	A	W 95 85
J 25	Wake Forest	1 -	H	W 84 68
J 27	Clemson	1 -	H	W 112 73
J 30	Florida State	1 23	A	W 75 62
F 1	Notre Dame	1 -	H	W 100 71
F 5	North Carolina	1 9	A	L 73 75
F 8	Louisiana State	1 22	A	W 77 67
F 12	Georgia Tech	1 -	A	W 71 62
F 16	NC State	1 -	A	W 71 63
F 20	Maryland	1 -	H	W 91 89
F 23	Wake Forest	1 -	A	L 68 72
F 26	Virginia	1 -	H	W 76 67
M 1	UCLA	1 4	A	W 75 65
M 4	Clemson	1 -	A	W 98 97
M 8	North Carolina	1 16	H	W 89 77
M 13	Maryland	1 -	N2	W 94 87
M 14	Georgia Tech	1 -	N2	W 89 76
M 15	North Carolina	1 20	N2	W 94 74
M 19	Campbell	1 -	N3	W 82 56
M 21	Iowa	1 -	N3	W 75 62
M 26	Seton Hall	1 19	N4	W 81 69
M 28	Kentucky	10T 1 6	N4	W 104 103
A 4	Indiana	1 5	N5	W 81 78
A 6	Michigan	1 15	N5	W 71 51

N1 - ACC/Big East Challenge, Greensboro Coliseum, Greensboro, N.C.

A1 - Memorial Auditorium, Buffalo, NY.

N2 - ACC Tournament, Charlotte Coliseum, Charlotte, N.C.

N3 - NCAA Tournament, Greensboro Col., Greensboro, N.C.

N4 - NCAA Tournament, The Spectrum, Philadelphia, Pa.

N5 - NCAA Final Four - Metrodome, Minneapolis, Minn.

## HONORS &amp; AWARDS

## BRIAN DAVIS

- ACC All-Tournament (first team)

## GRANT HILL

- Second Team All-America (UPI)
- Honorable Mention All-America (AP)
- NCAA All-Final Four Team
- Second Team All-ACC
- ACC All-Tournament (second team)

## THOMAS HILL

- Third Team All-ACC

## BOBBY HURLEY

- National Player of the Year finalist (Wooden, Eastman)
- First Team All-America (NABC, Wooden)
- Second Team All-America (Basketball Times)
- Third Team All-America (AP, UPI, Basketball Weekly)
- NCAA Final Four MVP
- NCAA East Region All-Tournament Team
- Second Team All-ACC
- ACC All-Tournament (first team)
- USBWA First Team All-District

## CHRISTIAN LAETTNER

- National Player of the Year (unanimous)
- First Team All-America (unanimous)
- All-Final Four Team
- East Region MVP
- ACC Player of the Year
- First Team All-ACC
- ACC Tournament MVP
- ACC All-Tournament (first team)
- USBWA District Player of the Year

## MIKE KRZYZEWSKI

- National Coach of the Year (Sporting News, Naismith)
- USBWA District Coach of the Year

# 2001 NCAA Champions

The story of the 2001 championship season began in the spring and summer of 1999. After losing in the 1999 NCAA Final, Duke lost four of its superstars to the NBA, which seemingly depleted the team. But after a successful 2000 campaign, which saw the Blue Devils win the ACC Championship, the team returned in the fall ready to go all the way.

The Blue Devils started off the season hot by winning the Preseason NIT. In the process, Coach K picked up his 500th win at Duke by knocking off Villanova at home. After that game, the Cameron Indoor Stadium floor was officially renamed Coach K Court. Throughout November and December the team continued to roll. The three-point shot proved to be extremely valuable as on any given possession guards Jason Williams and Chris Duhon, or forwards Shane Battier, Mike Dunleavy, and Nate James, could knock down long range jumpers.

In the last game before Christmas break, Duke lined up against Stanford. After leading the whole game, however, the Blue Devils missed free throws in the final seconds. Stanford came down and banked in the winning shot.

After the break, Duke rattled off nine straight wins, including victories over four ranked teams. In that stretch was one of the great games in Duke history. Playing against Maryland at College Park, the Blue Devils found themselves down 89-77 with 1:05 to go in the game. However, James and Williams outscored Maryland 13-1 to send the game to overtime. In the extra session, Battier took over, scoring Duke's last six points and blocking a game-tying shot at the buzzer.

Duke lost its first ACC game of the year against North Carolina, but rebounded and rolled over the next three ACC opponents before losing at the buzzer in Virginia.

Duke's victory over Georgia Tech on Feb. 21 featured the retirement of Battier's #31 jersey. The next game at Wake Forest was special as well, as Duhon came back from an injury in the first half to knock down the game winning shot at the buzzer.

Duke's final home game saw a Maryland team looking for a settling of scores after the Blue Devils' last-minute antics in College Park. Duke led 60-51 with 15:30 left in the second half, but with just under 10 minutes remaining, Carlos Boozer fractured his right foot and Duke watched as Maryland posted a 91-80 win on senior day.

In the season finale in Chapel Hill, the Blue Devils came out firing as their new offense surprised UNC. With Duhon and sophomore Casey Sanders now starting, the Devils ran North Carolina into the ground, 95-85.



In the ACC Tournament, Duke ran over NC State to set up a third meeting with Maryland. At the end of another intense game, James' tap-in at the buzzer gave Duke an 84-82 win. The Blue Devils headed to the finals to face North Carolina once again. In a repeat performance, Duke took a 50-30 halftime lead and ran away with a victory and the ACC Championship.

The NCAA Tournament campaign started out well as the Blue Devils easily rolled over Monmouth and topped a Missouri team coached by former Blue Devil star Quin Snyder.

As Duke moved onto the Sweet 16 in Philadelphia to play UCLA, the whole team was back in action. A recovered Boozer came in during the first half and helped spark a 12-0 run. In the second half, Williams scored 19 straight points for the Blue Devils to propel the team to a tough 76-63 victory.

Facing USC in the regional final game, Duhon's clutch three-point shooting in the second half proved to be the key as Duke moved on to the Final Four, beating the Trojans 79-69.

The stage was set in Minneapolis for Duke to battle the Terrapins for the fourth time in a little over two months. Duke trailed by as many as 22 points in the first half before shaking off an 11-point deficit at halftime to complete the biggest comeback in NCAA Tournament semifinal history. Duke took the lead with Williams' three-pointer, 73-72, with under seven minutes to go in the game, closing out the game 95-84 to advance to the title game.

Only one game remained. Inside the Metrodome on April 2, Duke took on fifth-ranked Arizona. The game was a back-and-forth affair throughout, with Duke riding the all-around play of Battier and three-point shooting of Dunleavy for an 82-72 victory.

Battier played all 40 minutes, scoring 18 points, grabbing 11 rebounds and handing out six assists. Dunleavy led Duke with 21 points, including a career-high five three-pointers, while Boozer registered a double-double with 12 points and 12 rebounds.

With its 82-72 victory, Duke became the first No.1 ranked team to win the national championship since UCLA in 1995.

**RECORD: 35-4; HOME: 13-2; AWAY: 8-1; NEUTRAL: 14-1**

Player	G	MP	FG-FGA	Pct	FT-FTA	Pct	Reb-Avg	PF-DQ	Ast	TO	BS	St	Pts-Avg
*Williams	39	1,240	285-603	.473	139-211	.659	128-3.3	87-0	237	154	5	78	841-21.6
*Battier	39	1,363	251-533	.471	152-191	.796	285-7.3	80-3	72	60	88	82	778-19.9
*Boozer	32	820	160-265	.604	105-146	.719	208-6.5	91-2	40	38	28	28	425-13.3
*Dunleavy	39	1,137	184-388	.474	68-98	.694	222-5.7	81-1	103	80	15	53	493-12.6
*James	39	1,085	161-326	.494	115-144	.799	202-5.2	78-0	42	63	8	62	480-12.3
Duhon	39	1,085	92-217	.424	52-80	.650	124-3.2	65-0	174	61	1	77	280-7.2
Sweet	7	79	13-27	.481	2-6	.333	18-2.6	6-0	4	4	1	6	29-4.1
Horvath	6	54	7-23	.304	1-1	1.000	14-2.3	7-0	3	5	3	2	17-2.8
Sanders	35	373	28-60	.467	31-60	.517	63-1.8	72-2	7	21	32	3	87-2.5
Christen.	30	253	17-29	.586	14-32	.438	70-2.3	62-3	3	16	8	10	48-1.6
Love	21	130	9-17	.529	10-17	.588	33-1.6	21-1	2	6	6	4	28-1.3
Simpson	22	32	6-18	.333	5-8	.625	11-0.5	2-0	4	6	0	1	20-0.9
Borman	7	17	2-5	.400	1-1	1.000	2-0.3	1-0	1	2	0	0	6-0.9
Buckner	23	83	2-12	.167	1-4	.250	10-0.4	5-0	7	14	1	5	5-0.2
Caldbeck	13	35	0-7	.000	1-3	.333	7-0.5	1-0	2	0	0	0	1-0.1
Team	-	-	-	-	-	-	108-2.8	-	-	1	-	-	-
Duke	39	7,825	1,217-2,530	.481	697-1,002	.696	1,505-38.6	659-12	701	531	196	411	3,538-90.7
Opps	39	7,825	1,028-2,471	.416	487-701	.695	1,461-37.5	848-na	517	752	117	282	2,750-70.5

• **Three-Point Field Goals (407-1057, .385):** Williams (132-309, .427); Battier (124-296, .419); Dunleavy (57-153, .373); Duhon (44-122, .361); James (43-137, .314); Simpson (3-10, .300); Horvath (2-12, .167); Borman (1-3, .333); Sweet (1-5, .200); Love (0-1, .000); Buckner (0-3, .000); Caldbeck (0-6, .000). **Dunks (130):** Boozer 35; James 24; Williams 18; Battier 16; Dunleavy 13; Sanders 10; Christensen 6; Duhon 5; Love 3; Sweet 1. **Charges Taken (58):** Battier 26; Williams 9; Dunleavy 8; James 5; Boozer 3; Duhon 2; Sanders 2; Horvath 1; Love 1; Sweet 1. **Forced Five-Second Calls (7):** Duhon 4; Williams 2; Battier 1.

## 2000-01 RESULTS

Date	Opponent	Rank	Site	Result
N 14	Princeton	2	-	H W 87 50
N 17	Villanova	2	-	H W 98 85
N 22	Texas	2	-	N1 W 95 69
N 24	Temple	2	-	N1 W 63 61
N 25	Army West Point	2	-	H W 91 48
N 28	Illinois	1	9	N2 W 78 77
D 2	Temple	1	17	A W 93 68
D 5	Davidson	1	-	H W 102 60
D 9	Michigan	1	-	H W 104 61
D 19	Portland	1	-	N3 W 97 64
D 21	Stanford	1	3	N4 L 83 84
D 30	North Carolina A&T	3	-	H W 108 73
J 4	Florida State	3	-	A W 99 72
J 7	Clemson	3	-	H W 115 74
J 10	NC State	2	-	A W 84 78
J 13	Virginia	2	10	H W 103 61
J 16	Boston College	2	25	H W 97 75
J 20	Georgia Tech	2	-	A W 98 77
J 24	Wake Forest	2	9	H W 85 62
J 27	Maryland	10T	2	8 A W 98 96
F 1	North Carolina	2	4	H L 83 85
F 4	Florida State	2	-	H W 100 58
F 7	Clemson	3	-	A W 81 64
F 11	NC State	3	-	H W 101 75
F 14	Virginia	3	12	A L 89 91
F 18	St. John's	3	-	A1 W 91 59
F 21	Georgia Tech	4	-	H W 98 54
F 24	Wake Forest	4	24	A W 82 80
F 27	Maryland	2	16	H L 80 91
M 4	North Carolina	2	4	A W 95 81
M 9	NC State	3	-	N5 W 76 61
M 10	Maryland	3	11	N5 W 84 82
M 11	North Carolina	3	6	N5 W 79 53
M 15	Monmouth	1	-	N6 W 95 52
M 17	Missouri	1	-	N6 W 94 81
M 22	UCLA	1	15	N7 W 76 63
M 24	Southern California	1	-	N7 W 79 69
M 31	Maryland	1	11	N8 W 95 84
A 2	Arizona	1	5	N8 W 82 72

N1 - Preseason NIT, Madison Square Garden, New York, NY.

N2 - ACC/Big Ten Challenge, Greensboro Coliseum, Greensboro, N.C.

N3 - Rose Garden, Portland, Ore.

N4 - The Coliseum in Oakland, Oakland, Calif.

A1 - Madison Square Garden, New York, NY.

N5 - ACC Tournament, Georgia Dome, Atlanta, Ga.

N6 - NCAA Tournament, Greensboro Coliseum, Greensboro, N.C.

N7 - NCAA Tournament, Wachovia Center, Philadelphia, Pa.

N8 - NCAA Final Four, Metrodome, Minneapolis, Minn.

## HONORS & AWARDS

### SHANE BATTIER

- Wooden Award winner
- Naismith Award winner
- National Player of the Year (consensus)
- National Defensive Player of the Year
- Verizon Academic All-America of the Year
- First Team All-America (unanimous)
- NCAA Final Four MOP
- NCAA East Region All-Tournament Team
- ACC Co-Player of the Year
- First Team All-ACC
- ACC Tournament MVP
- ACC All-Tournament Team

### CHRIS DUHON

- ACC Rookie of the Year

### MIKE DUNLEAVY

- NCAA All-Final Four Team
- ACC All-Tournament Team (first team)

### NATE JAMES

- Third Team All-ACC
- ACC All-Tournament Team (second team)
- ACC All-Defensive Team

### JASON WILLIAMS

- National Player of the Year (NABC)
- First Team All-America (consensus)
- NCAA All-Final Four Team
- NCAA East Region MOP
- NCAA East Region All-Tournament Team
- First Team All-ACC
- ACC All-Tournament Team (first team)

### MIKE KRZYZEWSKI

- 2001 Naismith Memorial Hall of Fame inductee
- Victor Award winner - National Coach of the Year



## 2010 NCAA Champions

The story of the 2010 championship team is one of teamwork and consistent growth. Despite returning four starters from an ACC Championship team that won 30 games a year before, the Blue Devils were often overlooked and ignored as a title contender in 2010.

A group of seniors (Jon Scheyer, Lance Thomas & Brian Zoubek) that endured a 22-11 record as freshmen, along with junior standouts Kyle Singler and Nolan Smith, set out to do something special with a group that most considered good but not great.

The Blue Devils started strong with six straight wins, including a 68-59 victory over 13th-ranked Connecticut in the championship game of the NIT Season Tip-Off. Duke outrebounded the Huskies, 56-43, in the contest with Thomas and Zoubek each grabbing 11 boards.

Duke suffered its first setback of the year, despite 28 points from Singler, on Dec. 2 at Wisconsin. The 73-69 loss was Duke's first in the ACC/Big Ten Challenge.

The team won its next seven games, with six of the victories coming by 20+ points. Duke climbed to No. 5 in the AP poll and Scheyer established himself as an All-America candidate along the way. The senior guard netted a career-high 36 points on 7-of-9 shooting from three-point distance against Gardner-Webb and totaled 31 points in a win over Iowa State in Chicago.

Duke dropped an ACC contest at No. 20 Georgia Tech despite 25 points and six assists from Scheyer before returning home to post wins over Boston College and Wake Forest.

The skeptics reemerged following another road loss for the Blue Devils, this time at the hands of N.C. State. The Wolfpack shot 58.2 percent from the field in an 88-74 victory.

Duke's road woes changed in a primetime contest at Clemson with ESPN College GameDay on site. The Blue Devils avenged a 74-47 loss in 2009 at Littlejohn with a 60-47 win over the 17th-ranked Tigers. Smith paced the team with 22 points.

Duke hit a stumbling block again in Washington, D.C., against Georgetown with President Barack Obama and Vice President Joe Biden on hand. The Hoyas dismantled the Duke defense, shooting an opponent-record 71.7 percent from the field.

Duke returned home to top 21st-ranked Georgia Tech and added road wins over Boston College and North Carolina. On Feb. 13, in his 1,000th career game at Duke, Mike Krzyzewski moved Zoubek into the starting lineup, and the senior center responded with 16 points and a career-best 17 rebounds against the Terrapins. He followed up with a 16-rebound effort two games later and suddenly Duke had an interior toughness to go with the NCAA's highest-scoring trio in Scheyer, Singler and Smith.



Duke entered March ranked fourth in the polls with a 25-4 record. On senior night at Maryland, it took a few unfortunate bounces and a clutch performance by Greivis Vasquez to snap the Blue Devils' four-game road win streak and an eight-game win streak overall.

The Blue Devils put everything together in their next game, an 82-50 dismantling of North Carolina. Scheyer, Singler and Smith combined for 65 points and Duke jumped out to a 53-26 halftime lead. The Tar Heels had 15 turnovers and made just 16 field goals in the contest.

In the ACC Tournament, Duke posted wins over Virginia and Miami to reach the championship game. Tournament MOP Singler went 14-of-16 from the foul line, and Scheyer hit a clutch three-point field goal in the final 30 seconds to secure a 65-61 victory over Georgia Tech and Duke's ninth ACC title in the last 12 years.

The Blue Devils grabbed a No. 1 seed in the NCAA Tournament for the 11th time in school history and advanced through Jacksonville by handily defeating Arkansas-Pine Bluff and California. Duke then posted a hard-fought, 70-57, win over Purdue as Singler netted 24 points and the Blue Devils posted a +21 rebound margin for the game. Left standing in the way of the program's first Final Four appearance since 2004 was Baylor. Duke trailed at the half but used timely three-point shooting and 23 offensive rebounds to claim a 78-71 victory. Smith scored a career-high 29 points in the win.

Duke returned to Indianapolis, the site of its first NCAA title, to face West Virginia in the Final Four. The big three combined for 63 points as the Blue Devils shot 52.7 percent from the field in a 78-57 dismantling of the Mountaineers.

The title game pitted Duke against hometown Butler and its 25-game win streak. The seesaw battle came down to the final seconds with the outcoming hanging in the balance until a halfcourt shot caromed off the rim at the buzzer giving the Blue Devils a 61-59 victory and the program's fourth NCAA title. Singler, the Final Four MVP, led the way with 19 points, while Zoubek added 10 rebounds.

With the win in the title game, Krzyzewski's team completed its climb from good to very good to great.

RECORD: 35-5; HOME: 17-0; AWAY: 5-5; NEUTRAL: 13-0

Player	G	MP	FG-FGA	Pct	FT-FTA	Pct	Reb-Avg	PF-DO	Ast	TO	BS	St	Pts-Avg
*Scheyer	40	1,470	212-531	.399	194-221	.878	144-3.6	54-0	194	65	10	65	728-18.2
*Singler	40	1,436	228-550	.415	166-208	.798	280-7.0	86-1	96	79	32	41	707-17.7
*Smith	38	1,349	239-542	.441	122-159	.767	106-2.8	66-0	114	69	9	45	660-17.4
Zoubek	40	746	90-141	.638	43-78	.551	309-7.7	138-8	39	48	31	27	223-5.6
*Mi. Plumlee	40	654	83-148	.561	39-59	.661	197-4.9	103-3	12	43	26	20	206-5.2
*Thomas	40	1,013	68-155	.439	55-74	.743	194-4.9	121-4	36	61	8	24	191-4.8
Dawkins	38	477	54-136	.397	25-34	.735	43-1.1	36-1	13	15	2	11	169-4.4
Ma. Plumlee	34	480	49-106	.462	25-46	.543	105-3.1	73-1	30	32	30	18	125-3.7
Czyz	6	61	7-12	.583	0-0	.000	12-2.0	4-0	5	3	0	2	15-2.5
Kelly	35	227	16-45	.356	4-6	.667	38-1.1	34-0	13	8	14	8	41-1.2
Davidson	21	55	1-5	.200	6-10	.600	5-0.2	6-0	3	3	0	1	9-0.4
Johnson	14	24	1-3	.333	3-4	.750	3-0.2	0-0	0	0	0	2	5-0.4
Peters	7	8	0-0	.000	0-0	.000	1-0.1	0-0	0	1	0	0	0-0.0
Zafirovski	0	0	0-0	.000	0-0	.000	0-0.0	0-0	0	0	0	0	0-0.0
Team	-	-	-	-	-	-	123-3.2	-	-	12	-	-	-
Duke	40	8,000	1,048-2,374	.441	682-899	.759	1,560-39.0	721-18	555	439	162	264	3,079-77.0
Opps	40	8,000	883-2,202	.401	515-749	.688	1,310-32.8	781-17	432	566	155	210	2,439-61.0

• **Three-Point Field Goals (301-782, .385):** Scheyer (110-287, .383), Singler (85-213, .399), Smith (60-153, .392), Dawkins (36-95, .379), Kelly (5-19, .263), Ma. Plumlee (2-8, .250), Mi. Plumlee (1-1, 1.000), Davidson (1-2, .500), Czyz (1-4, .250). **Dunks (86):** Mi. Plumlee 33, Ma. Plumlee 24, Smith 9, Thomas 7, Singler 4, Czyz 3, Kelly 2, Zoubek 2, Dawkins 2. **Charges Taken (54):** Thomas 16, Zoubek 16, Singler 7, Scheyer 6, Kelly 4, Smith 4, Mi. Plumlee 1. **Forced Five-Second Calls (3):** Smith 2, TEAM 1.

## 2009-10 RESULTS

Date	Opponent	Rank	Site	Result
N 13	UNC Greensboro	9	-	H W 96 62
N 16	Coastal Carolina	9	-	H1 W 74 49
N 17	Charlotte	9	-	H1 W 101 59
N 21	Radford	9	-	H W 104 67
N 25	Arizona State	7	-	N1 W 64 53
N 27	Connecticut	7	13	N1 W 68 59
D 2	Wisconsin	6	-	A1 L 69 73
D 5	St. John's	6	-	H W 80 71
D 15	Gardner-Webb	7	-	H W 113 68
D 19	Gonzaga	7	15	N2 W 76 41
D 29	Long Beach State	7	-	H W 84 63
D 31	Pennsylvania	7	-	H W 114 55
J 3	Clemson	7	21	H W 74 53
J 6	Iowa State	5	-	N3 W 86 65
J 9	Georgia Tech	5	20	A L 67 71
J 13	Boston College	8	-	H W 79 59
J 17	Wake Forest	8	-	H W 90 70
J 20	NC State	7	-	A L 74 88
J 23	Clemson	7	17	A W 60 47
J 27	Florida State	8	-	H W 70 56
J 30	Georgetown	8	7	A L 77 89
F 4	Georgia Tech	10	21	H W 86 67
F 6	Boston College	10	-	A W 66 63
F 10	North Carolina	8	-	A W 64 54
F 13	Maryland	8	-	H W 77 56
F 17	Miami	6	-	A W 81 74
F 21	Virginia Tech	6	-	H W 67 55
F 25	Tulsa	5	-	H W 70 52
F 28	Virginia	5	-	A W 67 49
M 3	Maryland	4	22	A L 72 79
M 6	North Carolina	4	-	H W 82 50
M 12	Virginia	4	-	N4 W 57 46
M 13	Miami	4	-	N4 W 77 74
M 14	Georgia Tech	4	-	N4 W 65 61
M 19	Arkansas-Pine Bluff	3	-	N5 W 73 44
M 21	California	3	-	N5 W 68 53
M 26	Purdue	3	10	N6 W 70 57
M 28	Baylor	3	19	N6 W 78 71
A 3	West Virginia	3	6	N7 W 78 57
A 5	Butler	3	11	N7 W 61 59

H1 - NIT Season Tip-Off

N1 - NIT Season Tip-Off, Madison Square Garden, New York, N.Y.

A1 - ACC/Big Ten Challenge

N2 - Madison Square Garden, New York, N.Y.

N3 - United Center, Chicago, Ill.

N4 - ACC Tournament, Greensboro Coliseum, Greensboro, N.C.

N5 - NCAA Tournament, Veterans Memorial Arena, Jacksonville, Fla.

N6 - NCAA Tournament, Reliant Stadium, Houston, Texas

N7 - NCAA Final Four, Lucas Oil Stadium, Indianapolis, Ind.

## HONORS &amp; AWARDS

## RYAN KELLY

- ACC All-Academic Team

## JON SCHEYER

- NCAA All-Final Four Team
- NCAA South Region All-Tournament Team
- Consensus Second Team All-America
- ACC All-Tournament (first team)
- First Team All-ACC (unanimous)
- NIT Season Tip-Off Most Outstanding Player
- ACC Player of the Week (Nov. 30, Dec. 21. Feb. 15)

## KYLE SINGLER

- NCAA Final Four MOP
- ACC Tournament MVP
- First Team All-ACC

## NOLAN SMITH

- NCAA All-Final Four Team
- NCAA Tournament South Region MOP
- ACC All-Tournament (first team)
- Second Team All-ACC
- NIT Season Tip-Off all-tournament Team
- ACC Player of the Week (Nov. 23)

## LANCE THOMAS

- ACC All-Defensive Team (media)
- ACC All-Defensive Team (coaches)

## BRIAN ZOUBEK

- ACC All-Academic Team

# 2015 NCAA Champions

The 2014-15 campaign served as a redemptive year for the Blue Devils. After an early exit from the NCAA Tournament the previous season, Duke welcomed an impressive foursome of freshmen (Grayson Allen, Tyus Jones, Jahliil Okafor and Justise Winslow) to Durham to help bolster a lineup that included senior leader Quinn Cook. The Blue Devils showcased unparalleled maturity and focus that was evident from the outset.

Duke opened the season with victories in its first 14 games, including 10-point wins over No. 19 Michigan State (81-71) and No. 2 Wisconsin (80-70). In both matchups, fans saw their first glimpse of a reoccurring theme throughout the year - Tyus Jones performing when the pressure was greatest. He helped put the game out of reach in Duke's games against the Spartans and Badgers, scoring 17 second-half points against Michigan State and netting a team-high 22 points on 7-of-11 shooting versus Wisconsin.

Duke suffered its initial two setbacks of the season against NC State and Miami. The first of Duke's four losses took place in Raleigh, N.C., where the Blue Devils were unable to defend the perimeter against a locked-in Wolfpack squad, surrendering 10 three-point field goals en route to an 87-75 loss. After returning home to Cameron, Duke looked to right the ship against Miami, but the Hurricanes had other plans as the Blue Devils' 41-game home court win streak came to an end with an 87-75 defeat. Duke's perimeter defense once again struggled, as Miami connected on 10-of-20 three-point attempts.

In a significant defensive shift, the Blue Devils transitioned to a zone defense against No. 6 Louisville, holding the Cardinals to just 18-of-61 shooting, the lowest field goal percentage by a Duke opponent all season. Offensively, Duke relied on team captain Amile Jefferson, who netted a career-high 19 points on 6-of-7 shooting.

Duke returned to Durham and downed Pittsburgh, 79-65, bringing head coach Mike Krzyzewski's all-time career wins total within one victory of 1,000. A win against St. John's in one of the most historic arenas in basketball, Madison Square Garden, would clinch the achievement for Krzyzewski.

Duke trailed at the break against St. John's, but a second-half push, fueled by 13 points from Tyus Jones, helped give the Blue Devils a 77-68 win and Krzyzewski his 1,000th victory.

The young Duke team once again bounced back from a loss at No. 8 Notre Dame with a road win against a top-10 opponent. While competing on College GameDay, the Blue Devils dropped No. 2 Virginia, 69-63, thanks to timely three-point shooting and a combination of man-to-man and zone defense. Five three-point field goals over the final five minutes gave Duke its third road win over a top-10 opponent, the first time in program history such a feat was achieved. Duke concluded the regular season on an 11-game winning streak. During the stretch, Duke shot 81.0 percent to rout 10th-ranked Notre Dame at home by 30 points, tying for the best first-half shooting performance in program history. Matt Jones hit 5-of-7 field goal attempts to net 15 of his 17 points in the first half.



Duke produced a thrilling two-point overtime victory over No. 15 North Carolina in its following home game, as Tyus Jones scored the final nine points in regulation to force overtime against the Tar Heels. He joined Cook in scoring a game-high 22 points, while shooting a combined 57.1 percent from beyond the arc in the process.

The Blue Devils would conclude regular-season ACC play with a 15-3 mark after defeating North Carolina, 84-77, in the Dean Dome. Tyus Jones put together a well-rounded game, scoring 24 points, six rebounds and seven assists en route to becoming the first Duke freshman in program history to register at least 20 points, five rebounds and five assists in his first two games against the Tar Heels.

Duke went into the ACC Tournament ranked No. 2 nationally and on an 11-game win streak, which was extended to 12 games after the Blue Devils defeated NC State, 77-53. Notre Dame defeated Duke, 74-64, in the ACC Tournament semifinals.

Duke garnered its 13th No. 1 seed in the NCAA Tournament. After advancing through the second and third rounds with wins over Robert Morris and San Diego State in Charlotte, the Blue Devils traveled to Houston, where they outlasted Utah in a low-scoring affair and defeated Gonzaga to earn their 16th appearance in the Final Four.

An early onslaught from 23rd-ranked Michigan State set Duke behind by eight points before the first media timeout, but the Blue Devils went on a 23-6 run of their own in a Final Four matchup. Winslow's team-high 19 points helped bypass the Spartans, 81-61, in Indianapolis, Ind., the site of Duke's 1991 and 2010 national titles.

In the national championship game, Duke faced No. 3 Wisconsin. Tyus Jones garnered Final Four Most Outstanding Player honors, the first freshman ever to earn the honor, after scoring a game-high 23 points. He was joined by fellow freshmen Allen (16), Okafor (10) and Winslow (11) in scoring 60 of the team's 68 total points, the most by a group of freshmen in a national championship game.

**RECORD: 35-4; HOME: 15-1; AWAY: 9-2; NEUTRAL: 11-1**

Player	G	MP	FG-FGA	Pct	FT-FTA	Pct	Reb-Avg	PF-DQ	Ast	TO	BS	St	Pts-Avg
*Okafor	38	1,143	279-420	.664	99-194	.510	322-8.5	81-0	49	95	54	29	657-17.3
*Cook	39	1,396	199-439	.453	98-110	.891	131-3.4	76-0	103	47	1	39	598-15.3
*Winslow	39	1,135	173-356	.486	100-156	.641	252-6.5	108-5	82	71	34	52	492-12.6
*T. Jones	39	1,322	135-324	.417	144-162	.889	137-3.5	46-0	217	76	3	59	461-11.8
*Jefferson	39	831	94-149	.631	51-92	.554	226-5.8	76-0	33	41	26	22	239-6.1
M. Jones	39	847	84-205	.410	25-35	.714	91-2.3	66-0	39	29	3	37	234-6.0
Allen	35	322	45-106	.425	45-53	.849	35-1.0	42-2	14	15	5	10	153-4.4
Plumlee	39	375	32-42	.762	22-31	.710	92-2.4	58-0	12	14	22	8	87-2.2
Pagliuca	11	18	1-5	.200	0-0	.000	4-0.4	4-0	1	0	0	0	3-0.3
Kelly	10	12	0-1	.000	0-0	.000	0-0.0	0-0	2	0	0	0	0-0.0
Team	-	-	-	-	-	-	92-2.4	-	-	7	-	-	-
Duke	39	7,850	1,099-2,191	.502	610-873	.699	1,436-36.8	607-7	588	421	149	278	3,091-79.3
Opps	39	7,850	962-2,281	.422	379-548	.692	1,227-31.5	741-0	452	481	121	216	2,502-64.2

• **Three-Point Field Goals (283-732, .387):** Cook (102-258, .385), T. Jones (47-124, .379), Winslow (46-110, .418), M. Jones (41-109, .376), Allen (18-52, .346), Plumlee (1-1, 1.000), Pagliuca (1-4, .250). **Dunks (124):** Okafor 64, Winslow 24, Plumlee 18, Jefferson 10, Allen 5.

**Charges Taken (30):** T. Jones 11, Winslow 8, Jefferson 5, M. Jones 3. **Forced Five-Second Calls (4):** Cook 2, T. Jones 1, TEAM 1.

## 2014-15 RESULTS

Date	Opponent	Rank	Site	Result	
N 14	Presbyterian	4	-	H1 W 113 44	
N 15	Fairfield	4	-	H1 W 109 59	
N 18	Michigan State	4	19	N1 W 81 71	
N 21	Temple	4	-	N2 W 74 54	
N 22	Stanford	4	-	N2 W 70 59	
N 26	Furman	4	-	H W 93 54	
N 30	Army West Point	4	-	H W 93 73	
D 3	Wisconsin	4	2	A1 W 80 70	
D 15	Elon	2	-	H W 75 62	
D 18	Connecticut	2	-	N3 W 66 56	
D 29	Toledo	2	-	H W 86 69	
D 31	Wofford	2	-	H W 84 55	
J 3	Boston College	2	-	H W 85 62	
J 7	Wake Forest	2	-	A W 73 65	
J 11	NC State	2	-	A L 75 87	
J 13	Miami	4	-	H L 74 90	
J 17	Louisville	4	6	A W 63 52	
J 19	Pittsburgh	5	-	H W 79 65	
J 25	St. John's	5	-	A2 W 77 68	
J 28	Notre Dame	4	8	A L 73 77	
J 31	Virginia	4	2	A W 69 63	
F 4	Georgia Tech	4	-	H W 72 66	
F 7	Notre Dame	4	10	H W 90 60	
F 9	Florida State	4	-	A W 73 70	
F 14	Syracuse	4	-	A W 80 72	
F 18	North Carolina	10T	4	15 H W 92 90	
F 21	Clemson	4	-	A W 78 56	
F 25	Virginia Tech	10T	4	-	A W 91 86
F 28	Syracuse	4	-	H W 73 54	
M 4	Wake Forest	3	-	H W 94 51	
M 7	North Carolina	3	19	A W 84 77	
M 12	NC State	2	-	N4 W 77 53	
M 13	Notre Dame	2	11	N4 L 64 74	
M 20	Robert Morris	4	-	N5 W 85 56	
M 22	San Diego State	4	-	N5 W 68 49	
M 27	Utah	4	19	N6 W 63 57	
M 29	Gonzaga	4	7	N6 W 66 52	
A 4	Michigan State	4	23	N7 W 81 61	
A 6	Wisconsin	4	3	N7 W 68 63	

*H1 - Coaches vs. Cancer Classic*

*N1 - Champions Classic, Bankers Life Fieldhouse, Indianapolis, Ind.*

*N2 - Coaches vs. Cancer Classic, Barclays Center, Brooklyn, N.Y.*

*A1 - ACC/Big Ten Challenge*

*N3 - Izod Center, East Rutherford, N.J.*

*A2 - Madison Square Garden, New York, N.Y.*

*N4 - ACC Tournament, Greensboro Coliseum, Greensboro, N.C.*

*N5 - NCAA Tournament, Time Warner Cable Arena, Charlotte, N.C.*

*N6 - NCAA Tournament, NRG Stadium, Houston, Texas*

*N7 - NCAA Final Four, Lucas Oil Stadium, Indianapolis, Ind.*

## HONORS & AWARDS

### GRAYSON ALLEN

- NCAA Final Four All-Tournament Team
- All-ACC Academic Team

### QUINN COOK

- Second Team All-ACC (unanimous)
- USBWA All-District III Team
- ACC Player of the Week (Feb. 16, Feb. 23)
- Coaches vs. Cancer Tournament Most Valuable Player

### MATT JONES

- NCAA South Regional All-Tournament Team

### TYUS JONES

- NCAA Final Four All-Tournament Most Outstanding Player
- NCAA Final Four All-Tournament Team
- NCAA South Regional All-Tournament Most Outstanding Player
- NCAA South Regional All-Tournament Team
- Third Team All-ACC & All-ACC Freshman Team (unanimous)
- All-ACC Academic Team
- Wayman Tisdale National Freshman of the Week (Feb. 23)
- ACC Rookie of the Week (Dec. 8, Jan. 26, Feb. 23, March 8)

### JAHILIL OKAFOR

- First Team All-America (unanimous)
- Wayman Tisdale Freshman of the Year
- ACC Player & Rookie of the Year
- USBWA District III Player of the Year
- First Team All-ACC (unanimous)
- All-ACC Tournament Team (second team)
- ACC Player of the Week (Jan. 5)
- ACC Rookie of the Week (Nov. 17, Nov. 24, Dec. 1, Dec. 22, Jan. 5, Jan. 12, Jan. 19, Feb. 2)

### JUSTISE WINSLOW

- NCAA Final Four All-Tournament Team
- NCAA South Regional All-Tournament Team
- All-ACC Freshman Team (unanimous)
- USBWA All-District III Team
- Coaches vs. Cancer All-Tournament Team
- ACC Rookie of the Week (Feb. 9)

## ACC Tournament Results

## 1954 | SEED: #1

Quarterfinals	3/4	Raleigh, N.C.	Virginia <sup>8</sup>	W	96-68	13 - Mayer
Semifinals	3/5	Raleigh, N.C.	NC State <sup>4</sup>	L	75-79	21 - Janicki

## 1955 | SEED: #2

Quarterfinals	3/3	Raleigh, N.C.	South Carolina <sup>7</sup>	W	83-67	18 - Lakata
Semifinals	3/4	Raleigh, N.C.	Virginia <sup>6</sup>	W	90-77 (ot)	34 - Mayer
Championship	3/5	Raleigh, N.C.	NC State <sup>1</sup>	L	77-87	19 - Belmont

## 1956 | SEED: #4

Quarterfinals	3/1	Raleigh, N.C.	Maryland <sup>5</sup>	W	94-69	27 - Mayer
Semifinals	3/2	Raleigh, N.C.	NC State <sup>1</sup>	L	79-91	22 - Mayer

## 1957 | SEED: #3

Quarterfinals	3/7	Raleigh, N.C.	South Carolina <sup>6</sup>	L	81-84	20 - Newcome
---------------	-----	---------------	-----------------------------	---	-------	--------------

## 1958 | SEED: #1

Quarterfinals	3/6	Raleigh, N.C.	Wake Forest <sup>8</sup>	W	51-44	12 - Harris
Semifinals	3/7	Raleigh, N.C.	Maryland <sup>4</sup>	L	65-71 (ot)	21 - Allen

## 1959 | SEED: #3

Quarterfinals	3/5	Raleigh, N.C.	Wake Forest <sup>6</sup>	W	78-71	28 - Hurt
Semifinals	3/6	Raleigh, N.C.	North Carolina <sup>2</sup>	L	71-74	21 - Youngkin

## 1960 | SEED: #4 | ACC CHAMPION

Quarterfinals	3/3	Raleigh, N.C.	South Carolina <sup>5</sup>	W	82-69	26 - Kistler
Semifinals	3/4	Raleigh, N.C.	North Carolina <sup>1</sup>	W	71-69	30 - Youngkin
Championship	3/5	Raleigh, N.C.	Wake Forest <sup>2</sup>	W	63-59	22 - Kistler

## 1961 | SEED: #2

Quarterfinals	3/2	Raleigh, N.C.	Virginia <sup>7</sup>	W	89-54	22 - Heyman
Semifinals	3/3	Raleigh, N.C.	South Carolina <sup>6</sup>	W	92-75	32 - Heyman
Championship	3/4	Raleigh, N.C.	Wake Forest <sup>1</sup>	L	81-96	26 - Heyman

## 1962 | SEED: #2

Quarterfinals	3/1	Raleigh, N.C.	Maryland <sup>7</sup>	W	71-58	22 - Heyman
Semifinals	3/2	Raleigh, N.C.	Clemson <sup>6</sup>	L	72-77	27 - Heyman

## 1963 | SEED: #1 | ACC CHAMPION

Quarterfinals	2/28	Raleigh, N.C.	Virginia <sup>8</sup>	W	89-70	29 - Mullins
Semifinals	3/1	Raleigh, N.C.	NC State <sup>5</sup>	W	82-65	25 - Mullins
Championship	3/2	Raleigh, N.C.	Wake Forest <sup>2</sup>	W	68-57	24 - Heyman

## 1964 | SEED: #1 | ACC CHAMPION

Quarterfinals	3/5	Raleigh, N.C.	NC State <sup>8</sup>	W	75-44	21 - Buckley
Semifinals	3/6	Raleigh, N.C.	North Carolina <sup>5</sup>	W	65-49	20 - Buckley
Championship	3/7	Raleigh, N.C.	Wake Forest <sup>2</sup>	W	80-59	24 - Mullins

## 1965 | SEED: #1

Quarterfinals	3/4	Raleigh, N.C.	South Carolina <sup>8</sup>	W	62-60	25 - Verga
Semifinals	3/5	Raleigh, N.C.	Wake Forest <sup>5</sup>	W	101-81	25 - Vacendak
Championship	3/6	Raleigh, N.C.	NC State <sup>2</sup>	L	85-91	25 - Verga

## 1966 | SEED: #1 | ACC CHAMPION

Quarterfinals	3/3	Raleigh, N.C.	Wake Forest <sup>8</sup>	W	103-73	29 - Verga
Semifinals	3/4	Raleigh, N.C.	North Carolina <sup>4</sup>	W	21-20	6 - Vacendak
Championship	3/5	Raleigh, N.C.	NC State <sup>2</sup>	W	71-66	18 - Vacendak

## 1967 | SEED: #2

Quarterfinals	3/9	Greensboro, N.C.	Virginia <sup>7</sup>	W	99-78	35 - Verga
Semifinals	3/10	Greensboro, N.C.	South Carolina <sup>3</sup>	W	69-66	21 - Verga
Championship	3/11	Greensboro, N.C.	North Carolina <sup>1</sup>	L	73-83	20 - Verga

## 1968 | SEED: #2

Quarterfinals	3/7	Charlotte, N.C.	Clemson <sup>7</sup>	W	43-40	13 - Lewis
Semifinals	3/8	Charlotte, N.C.	NC State <sup>3</sup>	L	10-12	4 - Lewis

## 1969 | SEED: #3

Quarterfinals	3/6	Charlotte, N.C.	Virginia <sup>6</sup>	W	99-86	24 - two players
Semifinals	3/7	Charlotte, N.C.	South Carolina <sup>2</sup>	W	68-59	18 - Golden
Championship	3/8	Charlotte, N.C.	North Carolina <sup>1</sup>	L	74-85	19 - Denton

## 1970 | SEED: #4

Quarterfinals	3/5	Charlotte, N.C.	Wake Forest <sup>5</sup>	L	73-81	29 - Saunders
---------------	-----	-----------------	--------------------------	---	-------	---------------

## 1971 | SEED: #3

Quarterfinals	3/11	Greensboro, N.C.	NC State <sup>6</sup>	L	61-68	16 - Denton
---------------	------	------------------	-----------------------	---	-------	-------------

## 1972 | SEED: #4

Quarterfinals	3/9	Greensboro, N.C.	NC State <sup>5</sup>	W	73-60	16 - two players
Semifinals	3/10	Greensboro, N.C.	North Carolina <sup>1</sup>	L	48-63	13 - Melchionni

## 1973 | SEED: #4

Quarterfinals	3/8	Greensboro, N.C.	Virginia <sup>5</sup>	L	55-59	14 - Melchionni
---------------	-----	------------------	-----------------------	---	-------	-----------------

## 1974 | SEED: #7

Quarterfinals	3/7	Greensboro, N.C.	Maryland <sup>2</sup>	L	66-85	17 - Armstrong
---------------	-----	------------------	-----------------------	---	-------	----------------

## 1975 | SEED: #6

Quarterfinals	3/6	Greensboro, N.C.	Clemson <sup>3</sup>	L	76-78	16 - Hodge
---------------	-----	------------------	----------------------	---	-------	------------

## 1976 | SEED: #7

Quarterfinals	3/4	Landover, Md.	Maryland <sup>2</sup> (OT)	L	78-80	33 - Armstrong
---------------	-----	---------------	----------------------------	---	-------	----------------

## 1977 | SEED: #6

Quarterfinals	3/3	Greensboro, N.C.	Clemson <sup>3</sup>	L	74-82	23 - Spanarkel
---------------	-----	------------------	----------------------	---	-------	----------------

## 1978 | SEED: #2 | ACC CHAMPION

Quarterfinals	3/1	Greensboro, N.C.	Clemson <sup>7</sup>	W	83-72	22 - Dennard
Semifinals	3/2	Greensboro, N.C.	Maryland <sup>6</sup>	W	81-69	21 - Spanarkel
Championship	3/4	Greensboro, N.C.	Wake Forest <sup>5</sup>	W	85-77	25 - Gminski

## 1979 | SEED: #2

Quarterfinals	3/1	Greensboro, N.C.	Wake Forest <sup>7</sup>	W	58-56	20 - Spanarkel
Semifinals	3/2	Greensboro, N.C.	NC State <sup>6</sup>	W	62-59	18 - Spanarkel
Championship	3/3	Greensboro, N.C.	North Carolina <sup>1</sup>	L	63-71	19 - Gminski

## 1980 | SEED: #6 | ACC CHAMPION

Quarterfinals	2/28	Greensboro, N.C.	NC State <sup>3</sup>	W	68-62	24 - Banks
Semifinals	2/29	Greensboro, N.C.	North Carolina <sup>2</sup>	W	75-61	24 - Gminski
Championship	3/1	Greensboro, N.C.	Maryland <sup>1</sup>	W	73-72	21 - Banks

## 1981 | SEED: #5

Quarterfinals	3/5	Landover, Md.	Maryland <sup>4</sup>	L	53-56	17 - Banks
---------------	-----	---------------	-----------------------	---	-------	------------

## 1982 | SEED: #6

Quarterfinals	3/5	Greensboro, N.C.	Wake Forest <sup>3</sup>	L	53-88	17 - Taylor
---------------	-----	------------------	--------------------------	---	-------	-------------

## 1983 | SEED: #7

Quarterfinals	3/11	Atlanta, Ga.	Virginia <sup>2</sup>	L	66-109	17 - Dawkins
---------------	------	--------------	-----------------------	---	--------	--------------

## 1984 | SEED: #4

Quarterfinals	3/9	Greensboro, N.C.	Georgia Tech <sup>5</sup>	W	67-63	20 - Alarie
Semifinals	3/10	Greensboro, N.C.	North Carolina <sup>1</sup>	W	77-75	21 - Alarie
Championship	3/11	Greensboro, N.C.	Maryland <sup>2</sup>	L	62-74	22 - Dawkins

## 1985 | SEED: #4

Quarterfinals	3/8	Atlanta, Ga.	Maryland <sup>5</sup>	W	86-73	27 - Dawkins
Semifinals	3/9	Atlanta, Ga.	Georgia Tech <sup>1</sup>	L	64-75	21 - Bilas

## 1986 | SEED: #1 | ACC CHAMPION

Quarterfinals	3/7	Greensboro, N.C.	Wake Forest <sup>8</sup>	W	68-60	22 - Alarie
Semifinals	3/8	Greensboro, N.C.	Virginia <sup>5</sup>	W	75-70	24 - Dawkins
Championship	3/9	Greensboro, N.C.	Georgia Tech <sup>2</sup>	W	68-67	20 - Dawkins

## 1987 | SEED: #3

Quarterfinals	3/6	Landover, Md.	NC State <sup>6</sup> (OT)	L	64-71	20 - Ferry
---------------	-----	---------------	----------------------------	---	-------	------------

## 1988 | SEED: #3 | ACC CHAMPION

Quarterfinals	3/11	Greensboro, N.C.	Virginia <sup>6</sup>	W	60-48	20 - Ferry
Semifinals	3/12	Greensboro, N.C.	NC State <sup>2</sup>	W	73-71	16 - Brickley
Championship	3/13	Greensboro, N.C.	North Carolina <sup>1</sup>	W	65-61	19 - Ferry

## 1989 | SEED: #2

Quarterfinals	3/10	Atlanta, Ga.	Wake Forest <sup>7</sup>	W	88-64	24 - Ferry
Semifinals	3/11	Atlanta, Ga.	Virginia <sup>3</sup>	W	69-58	23 - Ferry
Championship	3/12	Atlanta, Ga.	North Carolina <sup>4</sup>	L	74-77	16 - Henderson

## 1990 | SEED: #2

Quarterfinals	3/9	Charlotte, N.C.	Maryland <sup>7</sup>	W	104-84	24 - Henderson
Semifinals	3/10	Charlotte, N.C.	Georgia Tech <sup>3</sup>	L	72-83	29 - Laettner

## 1991 | Seed: #1

Semifinals	3/9	Charlotte, N.C.	NC State <sup>4</sup>	W	93-72	18 - two players
Championship	3/10	Charlotte, N.C.	North Carolina <sup>2</sup>	L	74-96	22 - Laettner

## 1992 | SEED: #1 | ACC CHAMPION

Quarterfinals	3/13	Charlotte, N.C.	Maryland <sup>8</sup>	W	94-87	33 - Laettner
Semifinals	3/14	Charlotte, N.C.	Georgia Tech <sup>4</sup>	W	89-76	17 - two players
Championship	3/15	Charlotte, N.C.	North Carolina <sup>3</sup>	W	94-74	25 - Laettner

## 1993 | SEED: #3

Quarterfinals	3/12	Charlotte, N.C.	Georgia Tech <sup>6</sup>	L	66-69	17 - Hurley
---------------	------	-----------------	---------------------------	---	-------	-------------

## 1994 | SEED: #1

Quarterfinals	3/11	Charlotte, N.C.	Clemson <sup>8</sup>	W	77-64	23 - Hill
Semifinals	3/12	Charlotte, N.C.	Virginia <sup>4</sup>	L	61-66	19 - Hill



## MEDIA GUIDE

### 1995 | SEED: #9

First Round	3/9	Greensboro, N.C.	NC State <sup>8</sup>	W	83-70	19 - Parks
Quarterfinals	3/10	Greensboro, N.C.	Wake Forest <sup>1</sup>	L	70-87	18 - Meek

### 1996 | SEED: #4

Quarterfinals	3/8	Greensboro, N.C.	Maryland <sup>5</sup>	L	69-82	21 - Price
---------------	-----	------------------	-----------------------	---	-------	------------

### 1997 | SEED: #1

Quarterfinals	3/7	Greensboro, N.C.	NC State <sup>8</sup>	L	60-66	17 - Capel
---------------	-----	------------------	-----------------------	---	-------	------------

### 1998 | SEED: #1

First Round	3/5	Greensboro, N.C.	Virginia <sup>9</sup>	W	63-41	14 - McLeod
Semifinals	3/7	Greensboro, N.C.	Clemson <sup>5</sup>	W	66-64	17 - McLeod
Championship	3/8	Greensboro, N.C.	North Carolina <sup>2</sup>	L	68-83	24 - McLeod

### 1999 | SEED: #1 | ACC CHAMPION

First Round	3/4	Charlotte, N.C.	Virginia <sup>9</sup>	W	104-67	18 - Avery
Semifinals	3/6	Charlotte, N.C.	NC State <sup>5</sup>	W	83-68	24 - Maggette
Championship	3/7	Charlotte, N.C.	North Carolina <sup>3</sup>	W	96-73	29 - Avery

### 2000 | SEED: #1 | ACC CHAMPION

First Round	3/9	Charlotte, N.C.	Clemson <sup>9</sup>	W	94-63	19 - Battier
Semifinals	3/11	Charlotte, N.C.	Wake Forest <sup>5</sup>	W	82-73	18 - Battier
Championship	3/12	Charlotte, N.C.	Maryland <sup>2</sup>	W	81-68	23 - Williams

### 2001 | SEED: #2 | ACC CHAMPION

Quarterfinals	3/9	Atlanta, Ga.	NC State <sup>7</sup>	W	76-61	19 - Williams
Semifinals	3/10	Atlanta, Ga.	Maryland <sup>3</sup>	W	84-82	20 - Battier
Championship	3/11	Atlanta, Ga.	North Carolina <sup>1</sup>	W	79-53	24 - Dunleavy

### 2002 | SEED: #2 | ACC CHAMPION

Quarterfinals	3/8	Charlotte, N.C.	North Carolina <sup>7</sup>	W	60-48	20 - Williams
Semifinals	3/9	Charlotte, N.C.	Wake Forest <sup>3</sup>	W	79-64	18 - Dunleavy
Championship	3/10	Charlotte, N.C.	NC State <sup>4</sup>	W	91-61	26 - Boozer

### 2003 | SEED: #3 | ACC CHAMPION

Quarterfinals	3/14	Greensboro, N.C.	Virginia <sup>6</sup>	W	83-76	32 - Ewing
Semifinals	3/15	Greensboro, N.C.	North Carolina <sup>7</sup>	W	75-63	19 - Ewing
Championship	3/16	Greensboro, N.C.	NC State <sup>4</sup>	W	84-77	30 - Redick

### 2004 | SEED: #1

Quarterfinals	3/12	Greensboro, N.C.	Virginia <sup>8</sup>	W	84-74	27 - Williams
Semifinals	3/13	Greensboro, N.C.	Georgia Tech <sup>4</sup>	W	85-71	20 - Williams
Championship	3/14	Greensboro, N.C.	Maryland <sup>6</sup> (OT)	L	87-95	21 - Duhon

### 2005 | SEED: #3 | ACC CHAMPION

Quarterfinals	3/11	Washington, D.C.	Virginia <sup>11</sup>	W	76-64	16 - two players
Semifinals	3/12	Washington, D.C.	NC State <sup>7</sup>	W	76-69	35 - Redick
Championship	3/13	Washington, D.C.	Georgia Tech <sup>5</sup>	W	69-64	26 - Redick

### 2006 | SEED: #1 | ACC CHAMPION

Quarterfinals	3/10	Greensboro, N.C.	Miami <sup>8</sup>	W	80-76	25 - Redick
Semifinals	3/11	Greensboro, N.C.	Wake Forest <sup>12</sup>	W	78-66	20 - Redick
Championship	3/12	Greensboro, N.C.	Boston College <sup>3</sup>	W	78-76	26 - Redick

### 2007 | SEED: #7

First Round	3/8	Tampa, Fla.	NC State <sup>10</sup>	L	80-85 (ot)	18 - Paulus
-------------	-----	-------------	------------------------	---	------------	-------------

### 2008 | SEED: #2

Quarterfinals	3/14	Charlotte, N.C.	Georgia Tech <sup>7</sup>	W	82-70	18 - Scheyer
Semifinals	3/15	Charlotte, N.C.	Clemson <sup>3</sup>	L	74-78	17 - Paulus

### 2009 | SEED: #3 | ACC CHAMPION

Quarterfinals	3/13	Atlanta, Ga.	Boston College <sup>6</sup>	W	66-65	26 - Singler
Semifinals	3/14	Atlanta, Ga.	Maryland <sup>7</sup>	W	67-61	22 - Scheyer
Finals	3/15	Atlanta, Ga.	Florida State <sup>4</sup>	W	79-69	29 - Scheyer

### 2010 | SEED: #1 | ACC CHAMPION

Quarterfinals	3/12	Greensboro, N.C.	Virginia <sup>9</sup>	W	57-46	18 - Singler
Semifinals	3/13	Greensboro, N.C.	Miami <sup>12</sup>	W	77-74	27 - Singler
Finals	3/14	Greensboro, N.C.	Georgia Tech <sup>7</sup>	W	65-61	20 - Singler

### 2011 | SEED: #2 | ACC CHAMPION

Quarterfinals	3/11	Greensboro, N.C.	Maryland <sup>7</sup>	W	87-71	29 - Singler
Semifinals	3/12	Greensboro, N.C.	Virginia Tech <sup>6</sup>	W	77-63	27 - Smith
Finals	3/13	Greensboro, N.C.	North Carolina <sup>1</sup>	W	75-58	20 - Smith

### 2012 | SEED: #2

Quarterfinals	3/9	Atlanta, Ga.	Virginia Tech <sup>10</sup>	W	60-56	17 - Rivers
Semifinals	3/10	Atlanta, Ga.	Florida State <sup>3</sup>	L	59-62	17 - Rivers

### 2013 | Seed: #2

Quarterfinals	3/15	Greensboro, N.C.	Maryland <sup>7</sup>	L	74-83	19 - Plumlee
---------------	------	------------------	-----------------------	---	-------	--------------

## 2020-21 DUKE MEN'S BASKETBALL

### 2014 | SEED: #3

Quarterfinals	3/14	Greensboro, N.C.	Clemson <sup>6</sup>	W	63-62	18 - Parker
Semifinals	3/15	Greensboro, N.C.	NC State <sup>7</sup>	W	75-67	20 - Parker
Finals	3/16	Greensboro, N.C.	Virginia <sup>1</sup>	L	63-72	23 - Parker

### 2015 | SEED: #2

Quarterfinals	3/12	Greensboro, N.C.	NC State <sup>7</sup>	W	77-53	15 - Cook
Semifinals	3/13	Greensboro, N.C.	Notre Dame <sup>3</sup>	L	64-74	28 - Okafor

### 2016 | SEED: #5

Second Round	3/9	Washington, D.C.	NC State <sup>12</sup>	W	92-89	22 - two players
Quarterfinals	3/10	Washington, D.C.	Notre Dame <sup>4</sup>	L	79-84 (ot)	27 - Allen

### 2017 | SEED: #5 | ACC CHAMPION

Second Round	3/8	Brooklyn, N.Y.	Clemson <sup>12</sup>	W	79-72	20 - three players
Quarterfinals	3/9	Brooklyn, N.Y.	Louisville <sup>4</sup>	W	81-77	25 - Tatum
Semifinals	3/10	Brooklyn, N.Y.	North Carolina <sup>1</sup>	W	93-83	24 - Tatum
Finals	3/11	Brooklyn, N.Y.	Notre Dame <sup>3</sup>	W	75-69	19 - Tatum

### 2018 | SEED: #2

Quarterfinals	3/8	Brooklyn, N.Y.	Notre Dame <sup>10</sup>	W	88-70	33 - Bagley
Semifinals	3/9	Brooklyn, N.Y.	North Carolina <sup>6</sup>	L	69-74	20 - Trent Jr.

### 2019 | SEED: #3 | ACC CHAMPION

Quarterfinals	3/14	Charlotte, N.C.	Syracuse <sup>6</sup>	W	84-72	29 - Williamson
Semifinals	3/15	Charlotte, N.C.	North Carolina <sup>2</sup>	W	74-73	31 - Williamson
Finals	3/16	Charlotte, N.C.	Florida State <sup>4</sup>	W	73-63	21 - Williamson

### 2020 | SEED: #4

Quarterfinals	3/12	Greensboro, N.C.	NC State <sup>5</sup>			Canceled*
---------------	------	------------------	-----------------------	--	--	-----------

\* The 2020 ACC Tournament was canceled after the second round due to the COVID-19 pandemic

## ACC TOURNAMENT COMPOSITE RECORDS

TEAM	WON	LOST	PCT	SEMIFINALS	FINALS	TITLES
Duke	103	45	.696	47	33	21
North Carolina	102	48	.680	51	35	18
Notre Dame	10	5	.667	3	2	1
NC State	73	56	.566	35	17	10
Miami	15	15	.500	3	1	1
Pittsburgh	6	7	.462	1	0	0
Boston College	10	15	.400	2	1	0
Georgia Tech	26	37	.413	11	7	3
Florida State	19	27	.413	5	3	1
Wake Forest	44	63	.411	27	10	4
Virginia	42	63	.400	25	9	3
Virginia Tech	10	16	.385	3	0	0
Syracuse	3	5	.375	0	0	0
Louisville	2	4	.333	0	0	0
Clemson	21	66	.241	14	2	0



On March 8-11, 2017, in Brooklyn, N.Y., Duke became the first team in league history to win four games in four days to capture the ACC Tournament championship.

ACC Tournament Records - Game

INDIVIDUAL		
POINTS		
1. Bob Verga vs. Virginia, 3/9/1967 (QF)	35	
J.J. Redick vs. N.C. State, 3/12/2005 (SF)	35	
3. Ronnie Mayer vs. Virginia, 3/4/1955 (SF)	34	
4. Tate Armstrong vs. Maryland, 3/4/1976 (QF)	33	
Christian Laettner vs. Maryland, 3/13/1992 (QF)	33	
Marvin Bagley III vs. Notre Dame, 3/8/2018 (QF)	33	

FIELD GOALS MADE		
1. Marvin Bagley III vs. Notre Dame, 3/8/2018 (QF)	15	
2. Bob Verga vs. Virginia, 3/9/1967 (QF)	14	
3. Art Heyman vs. South Carolina, 3/3/1961 (QF)	13	
Jeff Mullins vs. Virginia, 2/28/1963 (QF)	13	
Bob Verga vs. Wake Forest, 3/3/1966 (SF)	13	
Tate Armstrong vs. Maryland, 3/4/1976 (SF)	13	
Jahlil Okafor vs. Notre Dame, 3/13/2015 (SF)	13	
Zion Williamson vs. Syracuse, 3/14/2019 (QF)	13	
Zion Williamson vs. North Carolina, 3/15/2019 (SF)	13	

FIELD GOALS ATTEMPTED		
1. Art Heyman vs. South Carolina, 3/3/1961 (SF)	30	
2. Art Heyman vs. Clemson, 3/2/1962 (SF)	27	
Tate Armstrong vs. Maryland, 3/4/1976 (SF)	27	
4. Ronnie Mayer vs. N.C. State, 3/5/1955 (F)	25	
5. Jeff Mullins vs. Virginia, 2/28/1963 (QF)	24	
Jabari Parker vs. Virginia 3/16/2014 (F)	24	

FIELD GOAL PCT.		
1. Grant Hill vs. North Carolina, 3/15/1992 (F)	[8-8] 1.000	
Zion Williamson vs. Syracuse, 3/14/2019 (QF)	[13-13] 1.000	
3. Mike Gminski vs. North Carolina, 2/29/1980 (SF)	[11-12] .917	
Carlos Boozer vs. N.C. State, 3/10/2002 (F)	[11-12] .917	
5. Amile Jefferson vs. Notre Dame, 3/11/2017 (F)	[7-8] .875	
6. Larry Saunders vs. Wake Forest, 3/5/1970 (SF)	[12-15] .800	

Minimum eight field goal attempts

3-POINT FIELD GOALS MADE		
1. J.J. Redick vs. N.C. State, 3/12/2005 (SF)	7	
J.J. Redick vs. Boston College, 3/14/2006 (F)	7	
3. Phil Henderson vs. Georgia Tech, 3/10/1990 (SF)	6	
4. 13x; last by Grayson Allen vs. Notre Dame, 3/8/2018 (QF)	5	

3-POINT FIELD GOAL ATTEMPTS		
1. Grayson Allen vs. Notre Dame, 3/10/2016 (QF)	15	
2. Shane Battier vs. Maryland, 3/10/2001 (SF)	13	
Tyler Thornton vs. Virginia Tech, 3/9/2012 (QF)	13	
4. Shane Battier vs. Wake Forest, 3/11/2000 (SF)	12	
J.J. Redick vs. Virginia, 3/11/2005 (QF)	12	
J.J. Redick vs. N.C. State, 3/12/2005 (SF)	12	
J.J. Redick vs. Wake Forest, 3/11/2006 (SF)	12	

3-POINT FIELD GOAL PCT.		
1. Mike Dunleavy vs. Clemson, 3/9/2000 (QF)	[4-4] 1.000	
Daniel Ewing vs. Virginia, 3/12/2004 (QF)	[4-4] 1.000	
3. Grayson Allen vs. North Carolina, 3/10/2017 (SF)	[5-6] .833	
Grayson Allen vs. Notre Dame, 3/8/2018 (QF)	[5-6] .833	
5. Grant Hill vs. Clemson, 3/11/1994 (QF)	[4-5] .800	

Minimum four three-point field goal attempts

FREE THROWS MADE		
1. Gene Banks vs. N.C. State, 2/28/1980 (QF)	14	
Kyle Singler vs. Georgia Tech, 3/14/2010 (F)	14	
3. Art Heyman vs. Clemson, 3/2/1962 (SF)	13	
Jon Scheyer vs. Florida State, 3/15/2009 (F)	13	
5. Art Heyman vs. Maryland, 3/1/1962 (QF)	12	
Mike Gminski vs. N.C. State, 2/28/1980 (QF)	12	
7. Joe Belmont vs. N.C. State, 3/4/1955 (SF)	11	
Mike Gminski vs. Wake Forest, 3/4/1978 (F)	11	
Roshown McLeod vs. Clemson, 3/7/1998 (SF)	11	
J.J. Redick vs. N.C. State, 3/16/2003 (F)	11	
Shelden Williams vs. Virginia, 3/12/2004 (QF)	11	

FREE THROWS ATTEMPTED		
1. Art Heyman vs. Maryland, 3/1/1962 (QF)	16	
Art Heyman vs. Clemson, 3/2/1962 (SF)	16	
Kyle Singler vs. Georgia Tech, 3/14/2010 (F)	16	
4. Jon Scheyer vs. Florida State, 3/15/2009 (F)	15	
5. Joe Belmont vs. Virginia, 3/4/1955 (SF)	14	
Joe Belmont vs. Maryland, 3/1/1956 (QF)	14	
Gene Banks vs. N.C. State, 2/28/1980 (QF)	14	
8. Mike Gminski vs. North Carolina, 3/3/1979 (F)	13	
Christian Laettner vs. Maryland, 3/13/1992 (QF)	13	
Shelden Williams vs. Virginia, 3/12/2004 (QF)	13	
Nolan Smith vs. Virginia Tech, 3/13/2011 (SF)	13	

FREE THROW PCT.		
1. Gene Banks vs. N.C. State, 2/28/1980 (QF)	[14-14] 1.000	
Mike Gminski vs. N.C. State, 2/28/1980 (QF)	[12-12] 1.000	
J.J. Redick vs. Georgia Tech, 3/13/2005 (F)	[10-10] 1.000	
Luke Kennard vs. North Carolina, 3/10/2017 (SF)	[10-10] 1.000	
5. Mike Gminski vs. Wake Forest, 3/4/1978 (F)	[11-12] .917	
Roshown McLeod vs. Clemson, 3/7/1998 (SF)	[11-12] .917	
J.J. Redick vs. N.C. State, 3/16/2003 (F)	[11-12] .917	

Minimum 10 made free throws

REBOUNDS		
1. Art Heyman vs. Clemson, 3/2/1962 (SF)	20	
2. Carroll Youngkin vs. South Carolina, 3/3/1961 (SF)	19	
Jay Buckley vs. Virginia, 2/28/1963 (QF)	19	
Mike Lewis vs. South Carolina, 3/1/0/1967 (SF)	19	
Mike Gminski vs. North Carolina, 2/29/1980 (SF)	19	

ASSISTS		
1. Bobby Hurley vs. Maryland, 3/13/1992 (QF)	13	
2. Bobby Hurley vs. North Carolina, 3/15/1992 (F)	11	
Jason Williams vs. Wake Forest, 3/11/2000 (SF)	11	
Trevon Duval vs. Notre Dame, 3/8/2018 (QF)	11	
5. Joe Belmont vs. Virginia, 3/4/1955 (SF)	10	
Art Heyman vs. Virginia, 2/28/1963 (QF)	10	
Jason Williams vs. Clemson, 3/10/2000 (QF)	10	
Jason Williams vs. N.C. State, 3/10/2002 (F)	10	
Nolan Smith vs. North Carolina, 3/13/2011 (F)	10	

STEALS		
1. Christian Laettner vs. North Carolina, 3/15/1992 (F)	7	
2. Christian Laettner vs. Wake Forest, 3/10/1989 (QF)	5	
Christian Laettner vs. Maryland, 3/13/1992 (QF)	5	
Grant Hill vs. Clemson, 3/11/1994 (QF)	5	
Shane Battier vs. Maryland, 3/12/2000 (F)	5	
Chris Duhon vs. Maryland, 3/10/2001 (SF)	5	
Greg Paulus vs. Boston College, 3/12/2006 (F)	5	
Zion Williamson vs. Syracuse, 3/14/2019 (QF)	5	

BLOCKED SHOTS		
1. Cherokee Parks vs. Clemson, 3/11/1994 (QF)	10	
2. Shelden Williams vs. Georgia Tech, 3/13/2005 (F)	6	
Kyle Singler vs. Boston College, 3/13/2009 (QF)	6	
4. Grant Hill vs. Maryland, 3/13/1992 (QF)	5	
Shelden Williams vs. Miami, 3/10/2006 (QF)	5	

MINUTES PLAYED		
1. Joe Belmont vs. Virginia, 3/4/955 (SF)	45	
Bucky Allen vs. Maryland, 3/7/1958 (SF)	45	
Bob Vernon vs. Maryland, 3/7/1958 (SF)	45	
Mark Crow vs. Maryland, 3/7/1958 (SF)	45	
Paul Fox vs. Maryland, 3/7/1958 (SF)	45	
Tommy Amaker vs. N.C. State, 3/6/1987 (QF)	45	

TEAM		
MOST POINTS SCORED		
Duke vs. Maryland, 3/9/1990 (QF)	104	
vs. Virginia, 3/4/1999 (QF)	104	
Opp by Virginia, 3/11/1983 (QF)	109	

FEWEST POINTS SCORED		
Duke vs. NC State, 3/8/1968 (SF)	10	
Opp by NC State, 3/8/1968 (SF)	12	

LARGEST VICTORY MARGIN		
Duke vs. Virginia, 3/4/1999 (QF)	[104-67] 37	
Opp by Virginia, 3/11/1983 (QF)	[66-109] 43	

MOST FIELD GOALS MADE		
Duke vs. Wake Forest, 3/3/1966 (QF)	44	
Opp by Virginia, 3/11/1983 (QF)	40	

MOST FIELD GOAL ATTEMPTS		
Duke vs. NC State, 3/5/1955 (F)	102	
Opp by Virginia, 3/4/1954 (QF)	91	

HIGHEST FIELD GOAL PCT.		
Duke vs. North Carolina, 2/29/1980 (SF)	[33-46] .717	
Opp by NC State, 3/8/2007 (QF)	[31-41] .608	

FEWEST FIELD GOALS MADE		
Duke vs. NC State, 3/8/1968 (SF)	2	
Opp by NC State, 3/8/1968 (SF)	4	

FEWEST FIELD GOAL ATTEMPTS		
Duke vs. NC State, 3/8/1968 (SF)	11	
Opp by NC State, 3/8/1968 (SF)	13	

MOST 3-POINT FIELD GOALS MADE		
Duke vs. Clemson, 3/9/2000 (QF)	17	
Opp by Wake Forest, 3/10/1995 (SF)	16	

MOST 3-POINT ATTEMPTS		
Duke vs. Maryland, 3/10/2001 (SF)	33	
Opp by NC State, 3/9/1995 (QF)	28	

HIGHEST 3-POINT PCT.		
Duke vs. Wake Forest, 3/10/1989 (QF)	[3-4] .750	
Opp by North Carolina, 3/10/1991 (F)	[7-11] .636	

MOST FREE THROWS MADE		
Duke vs. NC State, 2/28/1980 (QF)	34	
vs. Maryland, 3/9/1990 (QF)	34	
Opp by NC State, 3/2/1956 (SF)	37	

MOST FREE THROW ATTEMPTS		
Duke vs. Maryland, 3/1/1956 (QF)	44	
Opp by NC State, 3/5/1954 (SF)	50	

HIGHEST FREE THROW PCT.		
Duke vs. Georgia Tech, 3/14/1992 (SF)	[25-27] .926	
Opp by South Carolina, 3/7/1969 (SF)	[19-20] .950	

MOST REBOUNDS		
Duke vs. South Carolina, 3/3/1955 (QF)	73	
Opp by NC State, 3/5/1955 (F)	63	

MOST ASSISTS		
Duke vs. NC State, 3/10/2002 (F)	24	
Opp vs. Notre Dame, 3/8/2018 (QF)	25	

MOST STEALS		
Duke vs. Clemson, 3/9/2000 (QF)	15	
Opp 4x, last by North Carolina, 3/9/2018 (SF)	11	

MOST BLOCKED SHOTS		
Duke vs. Virginia, 3/4/1999 (QF)	12	
Opp by Wake Forest, 3/5/1982 (QF)	8	

MOST PERSONAL FOULS		
Duke vs. Wake Forest, 3/5/1982 (QF)	33	
Opp 2x, last by North Carolina, 3/10/2017 (SF)	28	

ACC Tournament Records - Career

POINTS			
Rk	Player, Years	Pts	
1.	J.J. Redick, 2003-06	225	
2.	Art Heyman, 1961-63	193	
3.	Mike Gminski, 1977-80	191	
	Christian Laettner, 1989-92	191	
5.	Bob Verga, 1965-67	186	
6.	Johnny Dawkins, 1983-86	179	
	Kyle Singler, 2008-11	179	
8.	Daniel Ewing, 2002-05	174	
9.	Shelden Williams, 2003-06	173	
10.	Jeff Mullins, 1962-64	166	

SCORING AVERAGE			
Rk	Name, Years	G	Pts Avg
1.	Art Heyman, 1961-63	8	193 24.1
2.	Jayson Tatum, 2017	4	88 22.0
3.	Jeff Mullins, 1962-64	8	166 20.8
4.	Bob Verga, 1965-67	9	186 20.7
5.	Jabari Parker, 2014	3	61 20.3
6.	Johnny Dawkins, 1983-86	9	179 19.9
7.	Ronnie Mayer, 1954-56	7	136 19.4
8.	Mike Gminski, 1977-80	10	191 19.1
	Christian Laettner, 1989-92	10	191 19.1
10.	J.J. Redick, 2003-06	12	225 18.8

FIELD GOALS MADE			
Rk	Player, Years	FG	
1.	Bob Verga, 1965-67	74	
	Johnny Dawkins, 1983-86	74	
3.	Christian Laettner, 1989-92	69	
4.	Jeff Mullins, 1962-64	68	
	Mike Gminski, 1977-80	68	

FIELD GOAL ATTEMPTS			
Rk	Player, Years	FGA	
1.	Art Heyman, 1961-63	165	
2.	J.J. Redick, 2003-06	159	
3.	Bob Verga, 1965-67	154	
4.	Johnny Dawkins, 1983-86	148	
5.	Jeff Mullins, 1962-64	142	
	Jason Williams, 2000-02	142	

FIELD GOAL PCT.			
Rk	Name, Years	FG	FGA Pct
1.	Jay Bilas, 1983-86	29	42 .690
2.	Alaa Abdelnaby, 1987-90	29	43 .674
3.	Carlos Boozer, 2000-02	33	49 .673
4.	Amile Jefferson, 2013-16	26	39 .667
5.	Mason Plumlee, 2010-13	28	43 .651
6.	Christian Laettner, 1989-92	69	114 .605

Minimum 25 field goals made

3-POINT FIELD GOALS MADE			
Rk	Player, Years	3FG	
1.	J.J. Redick, 2003-06	40	
2.	Grayson Allen, 2015-18	27	
3.	Shane Battier, 1998-01	24	
	Jason Williams, 2000-02	24	
	Daniel Ewing, 2002-05	24	

3-POINT FIELD GOAL ATTEMPTS			
Rk	Player, Years	3FGA	
1.	J.J. Redick, 2003-06	101	
2.	Jason Williams, 2000-02	65	
3.	Shane Battier, 1998-01	62	
	Jon Scheyer, 2007-10	62	
	Grayson Allen, 2015-18	62	

3-POINT FIELD GOAL PCT.			
Rk	Name, Years	3FG	3FGA Pct
1.	Daniel Ewing, 2002-05	24	51 .471
2.	Mike Dunleavy, 2000-02	20	44 .455
3.	Jon Scheyer, 2007-10	18	41 .439
4.	Nate James, 1997-01	17	39 .436
5.	Grayson Allen, 2015-18	27	62 .435

Minimum 15 three-point field goals made

FREE THROWS MADE			
Rk	Player, Years	FT	
1.	Art Heyman, 1961-63	67	
2.	Mike Gminski, 1977-80	55	
3.	Jon Scheyer, 2007-10	54	
4.	J.J. Redick, 2003-06	51	
	Shelden Williams, 2003-06	51	

FREE THROWS ATTEMPTED			
Rk	Player, Years	FTA	
1.	Art Heyman, 1961-63	90	
2.	Shelden Williams, 2003-06	82	
3.	Mike Gminski, 1977-80	66	
4.	Jon Scheyer, 2007-10	64	
5.	Carroll Youngkin, 1959-61	63	

FREE THROW PCT.			
Rk	Name, Years	FT	FTA Pct
1.	Gene Banks, 1978-81	36	40 .900
	Bobby Hurley, 1990-93	27	30 .900
	Kyle Singler, 2008-p	45	50 .900
4.	Grayson Allen, 2015-18	29	33 .879
5.	J.J. Redick, 2003-06	51	59 .864

Minimum 25 free throws made

REBOUNDS			
Rk	Player, Years	Reb	
1.	Carroll Youngkin, 1959-61	118	
	Mike Gminski, 1977-80	118	
3.	Shelden Williams, 2003-06	110	
4.	Art Heyman, 1961-63	104	
5.	Jay Buckley, 1962-64	87	

REBOUND AVERAGE			
Rk	Name, Years	G	Reb Avg
1.	Carroll Youngkin, 1959-61	8	118 14.8
2.	Art Heyman, 1961-63	8	104 13.0
3.	Mike Gminski, 1977-80	10	118 11.8
4.	Randy Denton, 1969-71	5	57 11.4
5.	Jim Newcome, 1956-58	5	56 11.2

ASSISTS			
Rk	Player, Years	Ast	
1.	Jason Williams, 2000-02	60	
2.	Bobby Hurley, 1990-93	58	
	Chris Duhon, 2001-04	58	
4.	Quin Snyder, 1986-89	38	
5.	Danny Ferry, 1986-89	37	

ASSISTS PER GAME			
Rk	Name, Years	G	Ast Avg
1.	Bobby Hurley, 1990-93	8	58 7.3
2.	Jason Williams, 2000-02	9	60 6.7
3.	Chris Duhon, 2001-04	12	58 4.8
4.	Jim Spanarkel, 1977-79	7	32 4.6
5.	Quin Snyder, 1986-89	9	38 4.2

BLOCKED SHOTS			
Rk	Player, Years	Blk	
1.	Shelden Williams, 2003-06	33	
2.	Mike Gminski, 1977-80	20	
3.	Cherokee Parks, 1992-95	18	
4.	Casey Sanders, 2000-03	15	
5.	Shane Battier, 1998-01	14	
	Shavlik Randolph, 2003-05	14	

BLOCKED SHOTS PER GAME			
Rk	Name, Years	G	Blk Avg
1.	Shelden Williams, 2003-06	12	33 2.8
2.	Shavlik Randolph, 2003-05	6	14 2.3
	Cherokee Parks, 1992-95	8	18 2.3
4.	Mike Gminski, 1977-80	10	20 2.0
5.	Casey Sanders, 2000-03	10	15 1.5
	Harry Giles, 2017	4	6 1.5

STEALS			
Rk	Player, Years	Stl	
1.	Christian Laettner, 1989-92	31	
2.	Shane Battier, 1998-01	24	
	Chris Duhon, 2001-04	24	
4.	Jason Williams, 2000-02	21	
5.	Danny Ferry, 1986-89	16	
	Daniel Ewing, 2002-05	16	

STEALS PER GAME			
Rk	Name, Years	G	Stl Avg
1.	Christian Laettner, 1989-92	10	31 3.1
2.	Jason Williams, 2000-03	9	21 2.3
3.	Shane Battier, 1998-01	12	24 2.0
	Chris Duhon, 2001-04	12	24 2.0
5.	Grant Hill, 1991-94	8	15 1.9

GAMES PLAYED			
Rk	Player, Years	GP	
1.	Shane Battier, 1998-01	12	
	Chris Duhon, 2001-04	12	
	Daniel Ewing, 2002-05	12	
	J.J. Redick, 2003-06	12	
	Shelden Williams, 2003-06	12	

GAMES STARTED			
Rk	Player, Years	GS	
1.	Chris Duhon, 2001-04	12	
	J.J. Redick, 2003-06	12	
	Shelden Williams, 2003-06	12	
4.	Shane Battier, 1998-01	11	
	Kyle Singler, 2008-11	11	
6.	Mike Gminski, 1977-80	10	
	Kenny Dennard, 1978-81	10	
	Gene Banks, 1978-81	10	
	Christian Laettner, 1989-92	10	



## In-Season Tournament Results

## 2K EMPIRE CLASSIC

2019-20 (NEW YORK, N.Y.)		
Nov. 12	Central Arkansas*	W, 105-54
Nov. 15	Georgia State*	W, 74-63
Nov. 21	Cal	W, 87-52
Nov. 22	Georgetown	W, 81-73

\* - Durham

## 2015-16 (NEW YORK, N.Y.)

Nov. 13	Siena*	W, 92-74
Nov. 14	Bryant*	W, 113-75
Nov. 20	VCU	W, 79-71
Nov. 22	Georgetown	W, 86-84

\* - Durham

## 2008-09 (NEW YORK, N.Y.)

Nov. 10	Presbyterian*	W, 80-49
Nov. 11	Georgia Southern*	W, 97-54
Nov. 20	Southern Illinois	W, 83-58
Nov. 21	Michigan	W, 71-56

\* - Durham

## 1999-00 (NEW YORK, N.Y.)

Nov. 11	Stanford	(ot) L, 79-80
Nov. 12	Connecticut	L, 66-71

## ACC/BIG EAST CHALLENGE

1991-92 (GREENSBORO, N.C.)		
Dec. 5	St. John's	W, 91-81

## 1990-91 (WASHINGTON, D.C.)

Dec. 5	Georgetown	L, 74-79
--------	------------	----------

## 1989-90 (GREENSBORO, N.C.)

Dec. 6	Syracuse	L, 76-78
--------	----------	----------

## ACC/BIG TEN CHALLENGE

2019-20 (EAST LANSING, MICH.)		
Dec. 3	Michigan State	W, 87-75

## 2018-19 (DURHAM, N.C.)

Nov. 27	Indiana	W, 90-69
---------	---------	----------

## 2017-18 (BLOOMINGTON, IND.)

Nov. 29	Indiana	W, 91-81
---------	---------	----------

## 2016-17 (DURHAM, N.C.)

Nov. 29	Michigan State	W, 78-69
---------	----------------	----------

## 2015-16 (DURHAM, N.C.)

Dec. 2	Indiana	W, 94-74
--------	---------	----------

## 2014-15 (MADISON, WIS.)

Dec. 3	Wisconsin	W, 80-70
--------	-----------	----------

## 2013-14 (DURHAM, N.C.)

Dec. 3	Michigan	W, 79-69
--------	----------	----------

## 2012-13 (DURHAM, N.C.)

Nov. 28	Ohio State	W, 73-68
---------	------------	----------

## 2011-12 (COLUMBUS, OHIO)

Nov. 29	Ohio State	L, 63-85
---------	------------	----------

## 2010-11 (DURHAM, N.C.)

Dec. 1	Michigan State	W, 84-79
--------	----------------	----------

## 2009-10 (MADISON, WIS.)

Dec. 2	Wisconsin	L, 69-72
--------	-----------	----------

## 2008-09 (WEST LAFAYETTE, IND.)

Dec. 2	Purdue	W, 76-60
--------	--------	----------

## 2007-08 (DURHAM, N.C.)

Nov. 27	Wisconsin	W, 82-58
---------	-----------	----------

## 2006-07 (DURHAM, N.C.)

Nov. 28	Indiana	W, 54-51
---------	---------	----------

## 2005-06 (BLOOMINGTON IND.)

Nov. 30	Indiana	W, 75-67
---------	---------	----------

## 2004-05 (DURHAM, N.C.)

Nov. 30	Michigan State	W, 81-74
---------	----------------	----------

## 2003-04 (EAST LANSING, MICH.)

Dec. 3	Michigan State	W, 72-50
--------	----------------	----------

## 2002-03 (GREENSBORO, N.C.)

Dec. 3	Ohio State	W, 91-76
--------	------------	----------

## 2001-02 (CHICAGO, ILL.)

Nov. 27	Iowa	W, 80-62
---------	------	----------

## 2000-01 (GREENSBORO, N.C.)

Nov. 28	Illinois	W, 78-77
---------	----------	----------

## 1999-00 (CHICAGO, ILL.)

Nov. 30	Illinois	W, 72-69
---------	----------	----------

## BATTLE 4 ATLANTIS

2012-13 (NASSAU, BAHAMAS)		
Nov. 18	Florida Gulf Coast*	W, 88-67
Nov. 22	Minnesota	W, 89-71
Nov. 23	VCU	W, 67-58
Nov. 24	Louisville	W, 76-71

\* - Durham

## BIG FOUR TOURNAMENT

1980-81 (GREENSBORO, N.C.)		
Dec. 5	North Carolina	L, 76-78
Dec. 6	NC State	L, 60-74

## 1979-80 (GREENSBORO, N.C.)

Nov. 30	Wake Forest	W, 72-70
Dec. 1	North Carolina	W, 86-74

## 1978-79 (GREENSBORO, N.C.)

Dec. 1	NC State	W, 65-63
Dec. 2	North Carolina	W, 78-68

## 1977-78 (GREENSBORO, N.C.)

Dec. 2	North Carolina	L, 66-79
Dec. 3	Wake Forest	W, 97-84

## 1976-77 (GREENSBORO, N.C.)

Nov. 26	Wake Forest	L, 80-81
Nov. 27	NC State	W, 84-82

## 1975-76 (GREENSBORO, N.C.)

Jan. 2	NC State	L, 95-104
Jan. 3	North Carolina	L, 74-77

## 1974-75 (GREENSBORO, N.C.)

Jan. 3	North Carolina	W, 99-96
Jan. 4	Wake Forest	L, 71-75

## 1973-74 (GREENSBORO, N.C.)

Jan. 4	Wake Forest	L, 61-64
Jan. 5	North Carolina	L, 75-84

## 1972-73 (GREENSBORO, N.C.)

Dec. 15	North Carolina	L, 86-91
Dec. 16	Wake Forest	W, 80-67

## 1971-72 (GREENSBORO, N.C.)

Dec. 17	NC State	L, 62-67
Dec. 18	Wake Forest	W, 70-58

## 1970-71 (GREENSBORO, N.C.)

Dec. 18	Wake Forest	L, 77-83
Dec. 19	North Carolina	L, 81-83

## BIRMINGHAM CLASSIC

1959-60 (BIRMINGHAM, ALA.)		
Dec. 18	Alabama	W, 78-60
Dec. 19	Navy	W, 76-71

## 1956-57 (BIRMINGHAM, ALA.)

Dec. 14	Alabama	W, 89-78
Dec. 15	West Virginia	L, 82-83

## BYU THANKSGIVING CLASSIC

1986-87 (LAIE, HAWAII)		
Nov. 28	BYU-Hawaii	W, 85-68
Nov. 29	Illinois	L, 62-69

## CABLE CAR CLASSIC

1972-73 (SAN FRANCISCO, CALIF.)		
Dec. 8	Santa Clara	W, 69-65
Dec. 9	San Francisco	L, 68-72

## CAROLINA CLASSIC

1974-75 (COLUMBIA, S.C.)		
Dec. 20	Louisiana State	L, 95-105
Dec. 21	Princeton	W, 66-57

## CHAMPIONS CLASSIC

2019-20 (NEW YORK, N.Y.)		
Nov. 5	Kansas	W, 68-66

## 2018-19 (INDIANAPOLIS, IND.)

Nov. 6	Kentucky	W, 118-84
--------	----------	-----------

## 2017-18 (CHICAGO, ILL.)

Nov. 14	Michigan State	W, 88-81
---------	----------------	----------

## 2016-17 (NEW YORK, N.Y.)

Nov. 15	Kansas	L, 75-77
---------	--------	----------

## 2015-16 (CHICAGO, ILL.)

Nov. 17	Kentucky	L, 63-74
---------	----------	----------

## 2014-15 (INDIANAPOLIS, IND.)

Nov. 18	Michigan State	W, 81-71
---------	----------------	----------

## 2013-14 (CHICAGO, ILL.)

Nov. 12	Kansas	L, 83-94
---------	--------	----------

## 2012-13 (ATLANTA, GA.)

Nov. 13	Kentucky	W, 75-68
---------	----------	----------

## 2011-12 (NEW YORK, N.Y.)

Nov. 14	Michigan State	W, 74-69
---------	----------------	----------

## CBE CLASSIC

2010-11 (KANSAS CITY, MO.)		
Nov. 14	Princeton*	W, 97-60
Nov. 16	Miami (Ohio)*	W, 79-45
Nov. 22	Marquette	W, 82-77
Nov. 23	Kansas StatE	W, 82-68

\* - Durham

## 2006-07 (KANSAS CITY, MO.)

Nov. 12	Columbia*	W, 86-43
Nov. 13	Georgia Southern*	W, 72-48
Nov. 20	Air Force	W, 71-56
Nov. 21	Marquette	L, 62-73

\* - Durham

## COACHES VS. CANCER CLASSIC

2014-15 (BROOKLYN, N.Y.)		
Nov. 14	Presbyterian*	W, 113-44
Nov. 15	Fairfield*	W, 109-59
Nov. 21	Temple	W, 74, 54
Nov. 22	Stanford	W, 70-59

\* - Durham

## DIXIE CLASSIC

1960-61 (RALEIGH, N.C.)		
Dec. 29	Wyoming	W, 86-59
Dec. 30	Marquette	W, 86-73
Dec. 31	North Carolina	L, 71-76

## 1959-60 (RALEIGH, N.C.)

Dec. 28	Utah	W, 63-52
Dec. 29	North Carolina	L, 53-75
Dec. 30	Dayton	L, 63-71

## 1958-59 (RALEIGH, N.C.)

Dec. 29	Michigan State	L, 57-82
Dec. 30	Yale	W, 56-53
Dec. 31	Louisville	W, 57-54

## 1957-58 (RALEIGH, N.C.)

Dec. 26	Seton Hall	W, 69-62
Dec. 27	North Carolina	L, 62-76
Dec. 28	Wake Forest	(ot) W, 79-75

## 1956-57 (RALEIGH, N.C.)

Dec. 27	West Virginia	W, 73-67
Dec. 28	North Carolina	L, 71-87
Dec. 29	NC State	L, 80-102

## 1955-56 (RALEIGH, N.C.)

Dec. 29	Wyoming	W, 71-54
Dec. 30	North Carolina	L, 64-74
Dec. 31	Wake Forest	W, 64-52

## 1954-55 (RALEIGH, N.C.)

Dec. 27	West Virginia	W, 92-79
Dec. 28	Minnesota	L, 73-79
Dec. 29	North Carolina	L, 52-65

## 1953-54 (RALEIGH, N.C.)

Dec. 28	Oregon State	W, 71-61
Dec. 29	Wake Forest	W, 83-66
Dec. 30	Navy	W, 98-83

## 1952-53 (RALEIGH, N.C.)

Dec. 29	Brigham Young	L, 68, 69
Dec. 30	Pennsylvania	L, 80-97
Dec. 31	Princeton	W, 74-59

## 1951-52 (RALEIGH, N.C.)

Dec. 27	Columbia	L, 58-66
Dec. 28	Wake Forest	W, 79-74
Dec. 29	Southern California	L, 69-87

## 1950-51 (RALEIGH, N.C.)

Dec. 28	Colgate	L, 69-84
Dec. 29	North Carolina	W, 71-63
Dec. 30	Tulane	W, 74-72

## 1949-50 (RALEIGH, N.C.)

Dec. 28	Penn State	L, 48-51
Dec. 29	North Carolina	L, 52-59
Dec. 30	Wake Forest	W, 54-52

## ECAC HOLIDAY FESTIVAL

1978-79 (NEW YORK, N.Y.)		
Dec. 29	Ohio State	(ot) L, 84-90
Dec. 30	St. John's	L, 66-69

## 1971-72 (NEW YORK, N.Y.)

Dec. 27	St. Peter's	L, 74-77
Dec. 28	Syracuse	L, 72-74

## FIESTA BOWL CLASSIC

1987-88 (TUCSON, ARIZ.)		
Dec. 29	Florida	W, 93-70
Dec. 30	Arizona	L, 85-91

## GATOR BOWL CLASSIC

1973-74 (JACKSONVILLE, FLA.)		
Dec. 26	Western Kentucky	W, 75-69
Dec. 27	Florida	L, 60-77

## GREAT ALASKA SHOOTOUT

2003-04 (ANCHORAGE, ALASKA)		
Nov. 27	Pacific	W, 82-69
Nov. 29	Liberty	W, 76-47
Nov. 30	Purdue	L, 68-78

## 1998-99 (ANCHORAGE, ALASKA)

Nov. 26	Notre Dame	W, 111-82
Nov. 27	Fresno State	W, 93-82
Nov. 28	Cincinnati	L, 75-77

## MEDIA GUIDE

### In-Season Tournament Results

#### GREAT EIGHT

1998-99 (CHICAGO, ILL.)		
Dec. 2	Michigan State	W, 73-67

#### HALL OF FAME TIP-OFF

2016-17 (UNCASVILLE, CONN.)		
Nov. 11	Marist*	W, 94-49
Nov. 12	Grand Canyon*	W, 96-61
Nov. 19	Penn State	W, 78-68
Nov. 20	Rhode Island	W, 75-65
* - Durham		

#### HOLIDAY CLASSIC

1970-71 (GREENSBORO, N.C.)		
Dec. 29	Northwestern	W, 93-87
Dec. 30	Penn State	W, 67-56

#### HOLIDAY DOUBLEHEADER

1978-79 (RALEIGH, N.C.)		
Jan. 5	Long Beach State	W, 79-78
Jan. 6	Tulane	W, 74-64

#### 1976-77 (RALEIGH, N.C.)

Dec. 29	East Carolina	W, 88-65
Dec. 30	Rice	W, 87-77

#### 1975-76 (RALEIGH, N.C.)

Dec. 26	Auburn	W, 85-74
Dec. 27	Western Kentucky	W, 111-90

#### 1974-75 (RALEIGH, N.C.)

Dec. 27	Pittsburgh	W, 89-75
Dec. 28	Kent State	W, 83-65

#### INDUSTRIAL NATIONAL CLASSIC

1979-80 (PROVIDENCE, R.I.)		
Dec. 21	Boston College	(ot) W, 70-64
Dec. 22	Providence	W, 82-78

#### IRON DUKE CLASSIC

1981-82 (DURHAM, N.C.)		
Dec. 29	Davidson	L, 73-75
Dec. 30	Auburn	W, 72-71

#### 1980-81 (DURHAM, N.C.)

Dec. 19	Brown	W, 91-60
Dec. 20	Detroit	W, 111-71

#### 1979-80 (DURHAM, N.C.)

Dec. 28	Vermont	W, 92-67
Dec. 29	Cincinnati	(ot) W, 87-75

#### JIMMY V CLASSIC

2016-17 (NEW YORK, N.Y.)		
Dec. 6	Florida	W, 84-74

#### 2001-02 (EAST RUTHERFORD, N.J.)

Dec. 18	Kentucky	(ot) W, 95-92
---------	----------	---------------

#### 1998-99 (EAST RUTHERFORD, N.J.)

Dec. 22	Kentucky	W, 71-60
---------	----------	----------

#### KENTUCKY INVITATIONAL

1969-70 (LEXINGTON, KY.)		
Dec. 19	Dayton	W, 72-67
Dec. 20	Kentucky	L, 76-98

#### 1953-54 (LOUISVILLE, KY.)

Dec. 21	Kentucky	L, 69-85
Dec. 22	UCLA	L, 67-72

#### LAS VEGAS CLASSIC

1972-73 (LAS VEGAS, NEV.)		
Dec. 27	UNLV	L, 83-89
Dec. 28	Purdue	L, 77-82

#### MAUI INVITATIONAL

2018-19 (LAHAINA, HAWAII)		
Nov. 19	San Diego State	W, 90-64
Nov. 20	Auburn	W, 78-72
Nov. 21	Gonzaga	L, 87-89

#### 2011-12 (LAHAINA, HAWAII)

Nov. 11	Belmont*	W, 77-76
Nov. 21	Tennessee	W, 77-67
Nov. 22	Michigan	W, 82-75
Nov. 23	Kansas	W, 68-61

\* - Durham

#### 2007-08 (LAHAINA, HAWAII)

Nov. 19	Princeton	W, 83-61
Nov. 20	Illinois	W, 79-66
Nov. 21	Marquette	W, 77-73

#### 2001-02 (LAHAINA, HAWAII)

Nov. 19	Seton Hall	W, 80-79
Nov. 20	South Carolina	W, 81-56
Nov. 21	Ball State	W, 83-71

#### 1997-98 (LAHAINA, HAWAII)

Nov. 24	Chaminade	W, 106-70
Nov. 25	Missouri	W, 82-59
Nov. 26	Arizona	W, 95-87

#### 1992-93 (LAHAINA, HAWAII)

Dec. 21	DePaul	W, 89-73
Dec. 22	Louisiana State	W, 96-67
Dec. 23	Brigham Young	W, 89-66

#### NEON HOOPS CLASSIC

2016-17 (LAS VEGAS, NEV.)		
Dec. 10	UNLV	W, 94-55

#### NIT SEASON TIP-OFF

2013-14 (NEW YORK, N.Y.)		
Nov. 18	UNC Asheville*	W, 91-55
Nov. 19	East Carolina*	W, 83-74
Nov. 27	Alabama	W, 74-64
Nov. 29	Arizona	L, 66-72
* - Durham		

#### 2009-10 (NEW YORK, N.Y.)

Nov. 16	Coastal Carolina*	W, 74-49
Nov. 17	Charlotte*	W, 101-59
Nov. 25	Arizona State	W, 64-53
Nov. 27	Connecticut	W, 68-59

\* - Durham

#### 2005-06 (NEW YORK, N.Y.)

Nov. 14	Boston University*	W, 64-47
Nov. 16	Seton Hall*	W, 93-40
Nov. 23	Drexel	W, 78-68
Nov. 25	Memphis	W, 70-67

\* - Durham

#### 2000-01 (NEW YORK, N.Y.)

Nov. 14	Princeton*	W, 87-50
Nov. 17	Villanova*	W, 98-85
Nov. 22	Texas	W, 95-69
Nov. 24	Temple	W, 63-61

\* - Durham

#### 1996-97 (NEW YORK, N.Y.)

Nov. 20	St. Joseph's*	W, 89-60
Nov. 22	Vanderbilt*	W, 86-57
Nov. 27	Tulsa	W, 72-67
Nov. 29	Indiana	L, 69-85

\* - Durham

#### 1990-91 (NEW YORK, N.Y.)

Nov. 14	Marquette*	W, 87-74
Nov. 16	Boston College*	W, 100-76
Nov. 21	Arkansas	L, 88-98
Nov. 23	Notre Dame	W, 85-77

\* - Durham

#### 1985-86 (NEW YORK, N.Y.)

Nov. 21	Lamar*	W, 66-62
Nov. 24	Alabama-Birmingham*	W, 66-54
Nov. 29	St. John's	W, 71-70
Dec. 1	Kansas	W, 92-86
* - Houston, Texas		

#### PK80 INVITATIONAL

2017-18 (PORTLAND, ORE.)		
Nov. 20	Furman*	W, 92-63
Nov. 23	Portland State	W, 99-81
Nov. 24	Texas	(ot) W, 85-78
Nov. 26	Florida	W, 87-84
* - Durham		

#### RAINBOW CLASSIC

1994-95 (HONOLULU, HAWAII)		
Dec. 27	Iowa	L, 71-81
Dec. 29	Boston University	W, 71-54
Dec. 30	Georgia Tech	W, 76-69

#### 1989-90 (HONOLULU, HAWAII)

Dec. 28	Drake	W, 101-77
Dec. 29	Cincinnati	W, 95-83
Dec. 30	Hawaii	W, 87-75

#### 1983-84 (HONOLULU, HAWAII)

Dec. 28	SMU	L, 76-78
Dec. 29	Pacific	W, 68-66
Dec. 30	Navy	W, 90-79

#### STEEL BOWL

1961-62 (PITTSBURGH, PA.)		
Dec. 15	Duquesne	L, 61-66
Dec. 16	Arizona	W, 78-47

#### SUGAR BOWL TOURNAMENT

1980-81 (NEW ORLEANS, LA.)		
Dec. 28	New Orleans	W, 77-63
Dec. 29	Tennessee	L, 69-90

#### 1968-69 (NEW ORLEANS, LA.)

Dec. 30	Western Kentucky	W, 73-72
Dec. 31	Iowa	W, 85-82

#### 1963-64 (NEW ORLEANS, LA.)

Dec. 30	Auburn	W, 84-67
Dec. 31	Kentucky	L, 79-81

#### TIP OFF CLASSIC

1988-89 (SPRINGFIELD, MASS.)		
Nov. 19	Kentucky	W, 80-55

#### 1979-80 (SPRINGFIELD, MASS.)

Nov. 17	Kentucky	(ot) W, 82-76
---------	----------	---------------

#### TROJAN-BUD LIGHT CLASSIC

1984-85 (LOS ANGELES, CALIF.)		
Dec. 28	Alabama-Birmingham	W, 76-62
Dec. 29	Southern California	W, 75-73

#### WEST VIRGINIA CENTENNIAL

1963-64 (MORGANTOWN, W.VA.)		
Dec. 6	Ohio State	W, 76-75
Dec. 7	West Virginia	W, 86-81

#### WOODEN CLASSIC

1999-00 (ANAHEIM, CALIF.)		
Nov. 27	Southern California	W, 81-68

#### WOODEN TRADITION

2002-03 (INDIANAPOLIS, IND.)		
Nov. 30	UCLA	W, 84-73

### Preseason Foreign Tours (UNDER COACH K)

#### FRANCE

1983-84 SEASON	
Muhlose of France	W, 110-89
Indesit of Italy	L, 91-95
Monaco of France	W, 77-60
Rupella of France	W, 116-56
LeMans of France	L, 97-107
Leverkusen of Germany	W, 87-75
Caen of France	L, 67-69

#### GREECE/SPAIN

1988-89 SEASON	
Greece (in Athens)	L, 88-89
Italy (in Athens)	L, 87-102
Yugoslavia (in Athens)	L, 103-104
Duke (in Athens)	W, 96-81
USSR (in Majorca, Spain)	L, 73-98
Czechoslovakia (in Majorca, Spain)	W, 90-72
Spain (in Majorca, Spain)	W, 69-68
Spain (in Cadiz, Spain)	L, 92-93
USSR (in Cadiz, Spain)	L, 81-114
Czechoslovakia (in Cadiz, Spain)	W, 98-94

#### LONDON

"INTERNATIONAL CHALLENGE SERIES"	
2002-03 SEASON	
Racing Basket Antwerpen	W, 96-71
London Towers	L, 84-94
Brighton Bears	W, 93-85
London Towers	W, 89-70



#### CHINA/DUBAI

"FRIENDSHIP GAMES"	
2011-12 SEASON	
China Olympic Team (in Kunshan)	W, 77-64
China Olympic Team (in Shanghai)	W, 78-66
China Olympic Team (in Beijing)	W, 93-78
UAE National Team	W, 86-66



#### CANADA

"DUKE CANADA TOUR"	
2018-19 SEASON	
Ryerson Univ. (in Toronto)	W, 86-67
Univ. of Toronto (in Toronto)	W, 96-60
McGill Univ. (in Montreal)	W, 103-58

CHARTING DUKE IN THE POLLS  
(AP ONLY)

Total Polls Ranked	833
Top 10 Rankings	694
Top 5 Rankings	425
Longest Consecutive Polls Ranked	200 <sup>1</sup>
Current Streak	83

YEARS RANKED

Total Years	59
Consecutive Years	37
Current Streak	37

FINAL POLL

Total Polls	49
Top 10	38
High Rank	1 (eight times)

NO. 1 RANKING

Total Rankings	144
Most No. 1 Weeks in Succession	18 (1992)

WEEKS RANKED BY RANKING

First Ranked: Dec. 11, 1951 (No. 12)  
Last Ranked: Final 2020 poll (No. 11)

Rank	Weeks
No. 1	144
No. 2	85
No. 3	75
No. 4	58
No. 5	63
No. 6	71
No. 7	60
No. 8	57
No. 9	39
No. 10	42
No. 11	18
No. 12	16
No. 13	15
No. 14	15
No. 15	13
No. 16	12
No. 17	17
No. 18	11
No. 19	10
No. 20	7
No. 21	3
No. 22	–
No. 23	1
No. 24	1
No. 25	–

<sup>1</sup> - Duke was ranked in the top 25 of 200 consecutive AP polls from 1997 through 2007, the second-longest streak in college basketball history.

ALL-TIME CONSECUTIVE AP POLLS RANKED

Team	Consecutive AP Polls Ranked
UCLA	221 (1966-80)
Kansas	220 (2009-present)
Duke	200 (1996-07)
North Carolina	172 (1990-00)
North Carolina	171 (1972-82)
Duke	167 (2007-16)
Marquette	166 (1969-79)
Kentucky	164 (1990-99)
Kansas	145 (1991-99)
Duke	143 (1986-95)

IN THE POLLS

The Duke basketball program has held a prominent spot in the national basketball scene since the beginning of the post-World War II era. The final national rankings are just one measuring stick in which the Blue Devils are among the elite in the history of the sport.

In the Coach K era, which began in 1980-81, Duke has finished in the Associated Press Top 25 a total of 33 seasons, including eight times as the No. 1 team in the nation. With consecutive AP number one finishes from 1999-2002, Duke became the first school in college basketball history to be ranked at the top of the final AP poll for four straight years.

- Duke has been ranked No. 1 at some point in the season in 23 of the past 35 years (AP & USA Today polls).
- Mike Krzyzewski has spent more weeks ranked in the Top 25 (641 weeks), top 10 (553) and No. 1 (126) than any other active coach (AP poll only).
- Duke has been ranked No. 1 in 113 weeks since 1990, the most by any school in the nation. The next closest school is Kansas at 64 weeks during the same time period.
- Duke has been No. 1 for 126 weeks (254 games, 219-35) in the AP poll in the Coach K era.
- Of the 1,375 games coached at Duke by Mike Krzyzewski, 1,230 of them have come as a ranked team (89.2 percent). Duke's record as a ranked team since 1981 is 1,002-228 (.815).
- Under Coach K, Duke has played more games as a No. 1 team (254) than as an unranked team (145).
- The Blue Devils were ranked in the Top 25 of the AP poll in 380 consecutive games (Nov. 20, 1996-Feb. 11, 2007).
- Duke has been ranked No. 1 in the nation 144 weeks overall, surpassing UCLA (134) for the highest figure in NCAA history.
- Duke finished in the top 10 for 10 consecutive seasons from 1997-2006 -- second all-time behind UCLA (13 straight years from 1967-79).
- Duke's 1991-92 team is one of only 12 schools in college basketball history to be ranked No. 1 for the entire season.
- Entering 2020-21, Duke has been ranked in 83 consecutive AP polls and in 453 of the last 457 AP polls.

NO. 1. BLUE DEVILS

Duke has been ranked No. 1 in the AP Poll in 20 different seasons under Mike Krzyzewski.

SEASONS RANKED NO. 1

Mike Krzyzewski	20
John Wooden	12
Roy Williams	12
Dean Smith	10

FINAL NO. 1 RANKINGS

Since 1986, Duke has claimed the No. 1 ranking in the final AP poll eight times. The Blue Devils finished the season ranked No. 1 in the AP poll for four consecutive seasons (1999-2002), an unprecedented feat in college basketball history.

END OF SEASON NO. 1 RANKINGS | SINCE 1986

Duke	8
Kansas	4
Kentucky	3
North Carolina	3
Ohio State	2
UNLV	2

COACH K AT NO. 1

Mike Krzyzewski has coached in 254 games with his Blue Devils as the nation's No. 1 team (AP poll only), compiling a 219-35 (.862) record. Coach K's 254 games and 216 wins at No. 1 are most in NCAA history.

Coach	No. of Games as No. 1 Team	Record (Pct.)
^ Mike Krzyzewski	254	219-35 (.862)
John Wooden	228	217-11 (.952)
Adolph Rupp	131	117-14 (.893)
^ Roy Williams	119	101-18 (.849)
Dean Smith	116	98-18 (.845)

^ active coach

NO. 1 RANKINGS SINCE 1997-98

Since the 1997-98 season, Duke has been ranked No. 1 in the Associated Press poll 89 weeks, 36 more than the next closest team. The Blue Devils reached the top ranking in seven consecutive seasons from 1998-2004, becoming just the second program in NCAA history to accomplish that feat. UCLA holds the record with 12 consecutive seasons being ranked No. 1 at some point (1964-75). Duke finished the season ranked No. 1 in the AP poll for four consecutive seasons (1999-2002), an unprecedented feat in college basketball history.

Team	Seasons Ranked No. 1	Total Weeks Ranked No. 1
Duke	15	89
Kansas	10	53
North Carolina	7	39
Kentucky	9	38
Connecticut	6	28
Arizona	5	27
Villanova	3	19
Stanford	3	16
Gonzaga	4	16



## MEDIA GUIDE

## 2020-21 DUKE MEN'S BASKETBALL

### ASSOCIATED PRESS FINAL TOP 10

1949
1. Kentucky
2. Oklahoma State
3. St. Louis
4. Illinois
5. W. Kentucky
6. Minnesota
7. Bradley
8. San Francisco
9. Tulane
10. Bowling Green

1950
1. Bradley
2. Ohio State
3. Kentucky
4. Holy Cross
5. N.C. State
6. Duquesne
7. UCLA
8. W. Kentucky
9. St. John's
10. LaSalle

1951
1. Kentucky
2. Oklahoma State
3. Columbia
4. Kansas State
5. Illinois
6. Bradley
7. Indiana
8. NC State
9. St. John's
10. St. Louis

1952
1. Kentucky
2. Illinois
3. Kansas State
4. Duquesne
5. St. Louis
6. Washington
7. Iowa
8. Kansas
9. West Virginia
10. St. John's

1953
1. Indiana
2. Seton Hall
3. Kansas
4. Washington
5. LSU
6. LaSalle
7. St. John's
8. Oklahoma State
9. Duquesne
10. Notre Dame

1954
1. Kentucky
2. LaSalle
3. Holy Cross
4. Indiana
5. Duquesne
6. Notre Dame
7. Bradley
8. W. Kentucky
9. Penn State
10. Oklahoma State

1955
1. San Francisco
2. Kentucky
3. LaSalle
4. NC State
5. Iowa
6. Duquesne
7. Utah
8. Marquette
9. Dayton
10. Oregon State

1956
1. San Francisco
2. NC State
3. Dayton
4. Iowa
5. Alabama
6. Louisville
7. SMU
8. UCLA
9. Kentucky
10. Illinois

1957
1. North Carolina
2. Kansas
3. Kentucky
4. SMU
5. Seattle
6. Louisville
7. West Virginia
8. Vanderbilt
9. Oklahoma City
10. St. Louis

1958
1. West Virginia
2. Cincinnati
3. Kansas State
4. San Francisco
5. Temple
6. Maryland
7. Kansas
8. Notre Dame
9. Kentucky
10. Duke

1959
1. Kansas State
2. Kentucky
3. Mississippi State
4. Bradley
5. Cincinnati
6. NC State
7. Michigan State
8. Auburn
9. North Carolina
10. West Virginia

1960
1. Cincinnati
2. California
3. Ohio State
4. Bradley
5. West Virginia
6. Utah
7. Indiana
8. Utah State
9. St. Bonaventure
10. Miami

1961
1. Ohio State
2. Cincinnati
3. St. Bonaventure
4. Kansas State
5. North Carolina
6. Bradley
7. USC
8. Iowa
9. West Virginia
10. Duke

1962
1. Ohio State
2. Cincinnati
3. Kentucky
4. Mississippi State
5. Bradley
6. Kansas State
7. Utah
8. Bowling Green
9. Colorado
10. Duke

1963
1. Cincinnati
2. Duke
3. Loyola, Chicago
4. Arizona State
5. Wichita State
6. Mississippi State
7. Ohio State
8. Illinois
9. NYU
10. Colorado

1964
1. UCLA
2. Michigan
3. Duke
4. Kentucky
5. Wichita State
6. Oregon State
7. Villanova
8. Loyola, Chicago
9. DePaul
10. Davidson

1965
1. Michigan
2. UCLA
3. St. Joseph's
4. Providence
5. Vanderbilt
6. Davidson
7. Minnesota
8. Villanova
9. BYU
10. Duke

1966
1. Kentucky
2. Duke
3. Texas-El Paso
4. Kansas
5. St. Joseph's
6. Loyola, Chicago
7. Cincinnati
8. Vanderbilt
9. Michigan
10. W. Kentucky

1967
1. UCLA
2. Louisville
3. Kansas
4. North Carolina
5. Princeton
6. W. Kentucky
7. Houston
8. Tennessee
9. Boston College
10. Texas-El Paso

1968
1. Houston
2. UCLA
3. St. Bonaventure
4. North Carolina
5. Kentucky
6. New Mexico
7. Columbia
8. Davidson
9. Louisville
10. Duke

1969
1. UCLA
2. LaSalle
3. Santa Clara
4. North Carolina
5. Davidson
6. Purdue
7. Kentucky
8. St. John's
9. Duquesne
10. Villanova

1970
1. Kentucky
2. UCLA
3. St. Bonaventure
4. Jacksonville
5. New Mexico St.
6. South Carolina
7. Iowa
8. Marquette
9. Notre Dame
10. NC State

1971
1. UCLA
2. Marquette
3. Pennsylvania
4. Kansas
5. USC
6. South Carolina
7. W. Kentucky
8. Kentucky
9. Fordham
10. Ohio State

1972
1. UCLA
2. North Carolina
3. Pennsylvania
4. Louisville
5. Long Beach State
6. South Carolina
7. Marquette
8. SW Louisiana
9. BYU
10. Florida State

1973
1. UCLA
2. NC State
3. Long Beach State
4. Providence
5. Marquette
6. Indiana
7. SW Louisiana
8. Maryland
9. Kansas State
10. Minnesota

1974
1. NC State
2. UCLA
3. Marquette
4. Maryland
5. Notre Dame
6. Michigan
7. Kansas
8. Providence
9. Indiana
10. Long Beach State

1975
1. UCLA
2. Kentucky
3. Indiana
4. Louisville
5. Maryland
6. Syracuse
7. NC State
8. Arizona State
9. North Carolina
10. Alabama

1976
1. Indiana
2. Marquette
3. UNLV
4. Rutgers
5. UCLA
6. Alabama
7. Notre Dame
8. North Carolina
9. Michigan
10. W. Michigan

1977
1. Michigan
2. UCLA
3. Kentucky
4. UNLV
5. North Carolina
6. Syracuse
7. Marquette
8. San Francisco
9. Wake Forest
10. Notre Dame

1978
1. Kentucky
2. UCLA
3. DePaul
4. Michigan State
5. Arkansas
6. Notre Dame
7. Duke
8. Marquette
9. Louisville
10. Kansas

1979
1. Indiana State
2. UCLA
3. Michigan State
4. Notre Dame
5. Arkansas
6. DePaul
7. LSU
8. Syracuse
9. North Carolina
10. Marquette

1980
1. DePaul
2. LSU
3. Kentucky
4. Louisville
5. Oregon State
6. Syracuse
7. Indiana
8. Maryland
9. Ohio State
10. Georgetown

1981
1. DePaul
2. Oregon State
3. Virginia
4. LSU
5. Arizona State
6. North Carolina
7. Indiana
8. Kentucky
9. Notre Dame
10. Utah

1982
1. North Carolina
2. DePaul
3. Virginia
4. Oregon State
5. Missouri
6. Minnesota
7. Georgetown
8. Idaho
9. Memphis State
10. Fresno State

1983
1. Houston
2. Louisville
3. St. John's
4. Virginia
5. Indiana
6. UNLV
7. UCLA
8. North Carolina
9. Arkansas
10. Missouri

1984
1. North Carolina
2. Georgetown
3. Kentucky
4. DePaul
5. Houston
6. Illinois
7. Oklahoma
8. Arkansas
9. Texas-El Paso
10. Purdue

1985
1. Georgetown
2. Michigan
3. St. John's
4. Oklahoma
5. Memphis State
6. Georgia Tech
7. North Carolina
8. Louisiana Tech
9. UNLV
10. Duke

1986
1. Duke
2. Kansas
3. Kentucky
4. St. John's
5. Michigan
6. Georgia Tech
7. Louisville
8. North Carolina
9. Syracuse
10. Notre Dame

1987
1. UNLV
2. North Carolina
3. Indiana
4. Georgetown
5. DePaul
6. Iowa
7. Purdue
8. Temple
9. Alabama
10. Syracuse

1988
1. Temple
2. Arizona
3. Purdue
4. Oklahoma
5. Duke
6. Kentucky
7. North Carolina
8. Pittsburgh
9. Syracuse
10. Michigan

1989
1. Arizona
2. Georgetown
3. Illinois
4. Oklahoma
5. North Carolina
6. Missouri
7. Syracuse
8. Indiana
9. Duke
10. Michigan

### FINAL NO. 1 RANKINGS (AP) (SINCE 1986)

Duke	8
Kansas	4
Kentucky	3
North Carolina	3
Ohio State	2
UNLV	2
Temple	1
Arizona	1
Oklahoma	1
Indiana	1
UCLA	1
Massachusetts	1
Stanford	1
Illinois	1
Louisville	1
Gonzaga	1
Florida	1
Villanova	1
Virginia	1

### DUKE'S FINAL TOP 25 RANKINGS

YEAR	AP	COACHES
1952	12	NR
1954	15	20
1956	17	18
1958	10	13
1960	18	15
1961	10	9
1962	10	13
1963	2	2
1964	3	4
1965	10	9
1966	2	2
1967	NR	19
1968	10	11
1978	7	9
1979	11	7
1980	14	16
1984	14	14
1985	10	12
1986	1	1
1987	17	NR
1988	5	5
1989	9	7
1990	15	14
1991	6	6
1992	1	1
1993	10	9
1994	6	2
1997	8	11
1998	3	5
1999	1	2
2000	1	4
2001	1	1
2002	1	5
2003	7	9
2004	6	2
2005	3	7
2006	1	7
2008	9	16
2009	6	11
2010	3	1
2011	3	7
2012	8	14
2013	6	5
2014	8	16
2015	4	1
2016	19	18
2017	7	13
2018	9	4
2019	1	4
2020	11	8

# 2020-21 DUKE MEN'S BASKETBALL

# MEDIA GUIDE

1990
1. Oklahoma
2. UNLV
3. Connecticut
4. Michigan State
5. Kansas
6. Syracuse
7. Arkansas
8. Georgetown
9. Georgia Tech
10. Purdue

1991
1. UNLV
2. Arkansas
3. Indiana
4. North Carolina
5. Ohio State
6. Duke
7. Syracuse
8. Arizona
9. Kentucky
10. Utah

1992
1. Duke
2. Kansas
3. Ohio State
4. UCLA
5. Indiana
6. Kentucky
7. UNLV
8. USC
9. Arkansas
10. Arizona

1993
1. Indiana
2. Kentucky
3. Michigan
4. North Carolina
5. Arizona
6. Seton Hall
7. Cincinnati
8. Vanderbilt
9. Kansas
10. Duke

1994
1. North Carolina
2. Arkansas
3. Purdue
4. Connecticut
5. Missouri
6. Duke
7. Kentucky
8. Massachusetts
9. Arizona
10. Louisville

1995
1. UCLA
2. Kentucky
3. Wake Forest
4. North Carolina
5. Kansas
6. Arkansas
7. Massachusetts
8. Connecticut
9. Villanova
10. Maryland

1996
1. Massachusetts
2. Kentucky
3. Connecticut
4. Georgetown
5. Kansas
6. Purdue
7. Cincinnati
8. Texas Tech
9. Wake Forest
10. Villanova

1997
1. Kansas
2. Utah
3. Minnesota
4. North Carolina
5. Kentucky
6. South Carolina
7. UCLA
8. Duke
9. Wake Forest
10. Cincinnati

1998
1. North Carolina
2. Kansas
3. Duke
4. Arizona
5. Kentucky
6. Connecticut
7. Utah
8. Princeton
9. Cincinnati
10. Stanford

1999
1. Duke
2. Michigan State
3. Connecticut
4. Auburn
5. Maryland
6. Utah
7. Stanford
8. Kentucky
9. St. John's
10. Miami

2000
1. Duke
2. Michigan State
3. Stanford
4. Arizona
5. Temple
6. Iowa State
7. Cincinnati
8. Ohio State
9. St. John's
10. LSU

2001
1. Duke
2. Stanford
3. Michigan State
4. Illinois
5. Arizona
6. North Carolina
7. Boston College
8. Florida
9. Kentucky
10. Iowa State

2002
1. Duke
2. Kansas
3. Oklahoma
4. Maryland
5. Cincinnati
6. Gonzaga
7. Arizona
8. Alabama
9. Pittsburgh
10. Connecticut

2003
1. Kentucky
2. Arizona
3. Oklahoma
4. Pittsburgh
5. Texas
6. Kansas
7. Duke
8. Wake Forest
9. Marquette
10. Florida

2004
1. Stanford
2. Kentucky
3. Gonzaga
4. Oklahoma State
5. St. Joseph's
6. Duke
7. Connecticut
8. Mississippi State
9. Pittsburgh
10. Wisconsin

2005
1. Illinois
2. North Carolina
3. Duke
4. Louisville
5. Wake Forest
6. Oklahoma State
7. Kentucky
8. Washington
9. Arizona
10. Gonzaga

2006
1. Duke
2. Connecticut
3. Villanova
4. Memphis
5. Gonzaga
6. Ohio State
7. Boston College
UCLA
9. Texas
10. North Carolina

2007
1. Ohio State
2. Kansas
3. Florida
4. North Carolina
5. Memphis
6. Wisconsin
7. UCLA
8. Georgetown
9. Texas A&M
10. Oregon

2008
1. North Carolina
2. Memphis
3. UCLA
4. Kansas
5. Tennessee
6. Wisconsin
7. Texas
8. Georgetown
9. Duke
10. Stanford

2009
1. Louisville
2. North Carolina
3. Memphis
4. Pittsburgh
5. Connecticut
6. Duke
7. Oklahoma
8. Michigan State
9. Missouri
10. Gonzaga

2010
1. Kansas
2. Kentucky
3. Duke
4. Syracuse
5. Ohio State
6. West Virginia
7. Kansas State
8. New Mexico
9. Villanova
10. Purdue

2011
1. Ohio State
2. Kansas
3. Duke
4. Pittsburgh
5. Notre Dame
6. San Diego State
7. North Carolina
8. Texas
9. Connecticut
10. BYU

2012
1. Kentucky
2. Syracuse
3. Missouri
4. North Carolina
5. Michigan State
6. Kansas
7. Ohio State
8. Duke
9. Baylor
10. Florida State

2013
1. Gonzaga
2. Louisville
3. Kansas
4. Indiana
5. Miami [Fla.]
6. Duke
7. Ohio State
8. Georgetown
9. Michigan State
10. New Mexico
Michigan

2014
1. Florida
2. Wichita State
3. Virginia
4. Arizona
5. Louisville
6. Villanova
7. Michigan
8. Duke
9. Iowa State
10. Kansas

2015
1. Kentucky
2. Villanova
3. Wisconsin
4. Duke
5. Arizona
6. Virginia
7. Gonzaga
8. Notre Dame
9. Iowa State
10. Kansas

2016
1. Kansas
2. Michigan State
3. North Carolina
4. Virginia
5. Oregon
6. Villanova
7. Oklahoma
8. West Virginia
9. Xavier
10. Miami

2017
1. Villanova
2. Gonzaga
3. Kansas
4. Arizona
5. North Carolina
6. Kentucky
7. Duke
8. UCLA
9. Oregon
10. Louisville

2018
1. Virginia
2. Villanova
3. Xavier
4. Kansas
5. Michigan State
6. Cincinnati
7. Michigan
8. Gonzaga
9. Duke
10. North Carolina

2019
1. Duke
2. Virginia
3. North Carolina
4. Gonzaga
5. Michigan State
6. Tennessee
7. Kentucky
8. Michigan
9. Texas Tech
10. Florida State

2020
1. Kansas
2. Gonzaga
3. North Carolina
4. Florida State
5. Baylor
6. San Diego State
7. Creighton
8. Kentucky
9. Michigan State
10. Villanova



In 1986, Duke finished atop the final national Associated Press poll after winning 37 games and reaching the NCAA championship game.



In 1992, Duke captured the school's second national championship and was ranked No. 1 in the final national Associated Press poll.



The Blue Devils were ranked No. 1 in the final national Associated Press poll in 2001. Duke went on to defeat Arizona in the NCAA championship game.

**DUKE WEEK-BY-WEEK IN THE ASSOCIATED PRESS POLL**

SEASON	PRE	1	2	3	4	5	6	7	8	9	10	11	12	13	14	15	16	17	18	19	DATES
1949		--	--	--	--	--	--	--	--												Jan. 20 - March 8
1950		--	--	--	--	--	--	--	--	--	--										Jan. 5 - March 7
1951		--	--	--	--	--	--	--	--	--	--										Dec. 19 - March 7
1952		12	19	--	--	--	--	--	--	--	--	--	15	12							Dec. 11 - March 4
1953		--	--	--	--	--	--	--	--	--	18	--	--	--							Dec. 16 - March 10
1954		--	13	--	--	8	9	13	20	8	15	14	10	11	18	15					Dec. 8 - March 23
1955		17	--	--	18	17	--	--	--	--	--	--	--	--	--						Dec. 7 - March 8
1956		--	--	14	8	11	6	7	10	10	8	11	11	11	19						Dec. 6 - March 6
1957		--	13	9	--	15	16	15	19	--	17	16	--	--	--						Dec. 11 - March 12
1958		--	--	--	--	--	--	--	--	13	8	7	6	6	10						Dec. 10 - March 11
1959		--	--	--	--	--	--	--	--	--	--	--	--	--	--						Dec. 9 - March 9
1960		16	18	--	--	--	--	--	--	--	--	--	18								Dec. 22 - March 8
1961		8	7	6	8	8	8	5	4	3	3	6	9	10							Dec. 13 - March 7
1962	7	--	10	8	10	7	7	6	5	7	8	8	9	10							Dec. 19 - March 13
1963	2	2	2	2	8	7	6	5	4	3	3	3	2	2	2	2					Dec. 4 - March 12
1964	4	3	5	8	9	9	10	8	8	7	5	4	4	4	3						Dec. 10 - March 10
1965	5	8	6	6	8	6	10	10	10	6	6	6	5	8	10						Dec. 8 - March 9
1966	3	6	1	1	1	1	1	1	1	1	2	2	2	3	2						Dec. 7 - March 8
1967	4	7	--	--	--	--	--	--	--	--	--	--	--	--	--						Dec. 6 - March 7
1968	--	--	--	--	--	--	--	--	--	9	--	10	8	10	6	10					Dec. 5 - March 12
1969	17	16	9	--	--	--	--	--	--	--	--	--	--	--	--						Dec. 3 - March 4
1970	--	--	--	--	--	19	19	16	--	--	--	--	--	--	--						Dec. 9 - March 10
1971	13	--	--	--	--	--	--	--	--	--	--	--	--	--	19	--					Dec. 8 - March 16
1972	--	--	--	--	--	--	--	--	--	--	--	--	--	--	--	--					Dec. 7 - March 14
1973	--	--	--	--	--	--	--	--	--	--	--	--	--	--	--	--					Dec. 5 - March 13
1974	--	--	--	--	--	--	--	--	--	--	--	--	--	--	--	--	--	--			Dec. 4 - March 27
1975	--	--	--	--	--	--	--	--	--	--	--	--	--	--	--	--	--	--	--		Dec. 3 - April 2
1976	--	--	--	--	--	--	--	--	--	--	--	--	--	--	--	--	--	--	--		Dec. 2 - March 16
1977	--	--	--	--	--	--	--	--	--	--	--	--	--	--	--	--	--	--	--		Nov. 30 - March 15
1978	--	--	--	--	--	--	--	--	17	11	17	--	20	13	15	8	7				Nov. 29 - March 13
1979	1	1	1	1	1	1	5	7	8	7	3	3	5	6	5	6	11				Nov. 28 - March 13
1980	3	2	2	1	1	1	1	5	3	5	10	16	17	--	14						Dec. 4 - March 4
1981	--	--	--	--	--	--	--	--	--	--	--	--	--	--	--	--					Dec. 2 - March 10
1982	--	--	--	--	--	--	--	--	--	--	--	--	--	--	--	--					Dec. 1 - March 9
1983	--	--	--	--	--	--	--	--	--	--	--	--	--	--	--	--	--				Nov. 30 - March 15
1984	--	--	--	--	--	--	--	--	--	--	--	--	19	14	15	16	14				Nov. 29 - March 13
1985	6	4	4	3	2	2	2	2	2	5	6	5	7	6	5	7	10				Nov. 27 - March 12
1986	6	6	3	3	3	3	3	3	3	2	5	4	2	2	1	1	1				Nov. 26 - March 11
1987	--	--	--	--	--	20	17	14	12	13	16	15	17	17	14	17					Dec. 2 - March 10
1988	15	13	10	10	9	9	9	7	9	5	4	8	6	5	9	8	5				Dec. 1 - March 15
1989	1	1	1	1	1	1	1	1	1	1	8	12	14	11	9	9	7	9			Nov. 22 - March 14
1990	10	7	6	12	12	13	13	10	8	8	5	4	6	3	5	12	15				Nov. 27 - March 13
1991	6	8	5	10	9	8	8	14	12	9	7	6	5	7	8	6	6				Nov. 27 - March 12
1992	1	1	1	1	1	1	1	1	1	1	1	1	1	1	1	1	1	1			Nov. 25 - March 16
1993	3	3	4	1	1	1	1	1	1	3	6	7	5	3	7	9	6	8	10		Nov. 23 - March 15
1994	4	4	6	4	3	3	3	3	2	5	2	1	2	6	2	2	5	6			Nov. 22 - March 14
1995	8	8	6	9	9	9	7	11	16	--	--	--	--	--	--	--	--	--			Nov. 21 - March 13
1996	--	--	12	18	21	20	20	19	--	--	--	--	--	--	--	--	--	--			Nov. 20 - March 11
1997	10	10	6	10	14	11	12	13	10	13	10	12	8	6	6	7	7	8			Nov. 19 - March 10
1998	3	3	3	1	1	3	3	3	2	2	1	1	1	2	2	1	1	3			Nov. 16 - March 6
1999	1	1	1	4	3	2	2	2	2	2	2	2	2	1	1	1	1	1			Nov. 15 - March 8
2000	10	18	16	17	14	11	10	9	8	6	5	3	3	3	3	2	4	3	1		Nov. 15 - March 13
2001	2	2	2	1	1	1	1	3	3	2	2	2	2	3	3	4	2	3	1		Nov. 13 - March 12
2002	1	1	1	1	1	1	1	1	2	1	1	1	1	1	3	3	3	1			Nov. 5 - April 2
2003	6	6	6	4	3	3	3	3	1	1	3	5	9	8	8	6	10	12	7		Nov. 11-March 17
2004	2	2	2	6	4	3	3	2	2	2	1	1	1	1	3	5	3	5	6		Nov. 10-March 15
2005	11	11	9	10	9	7	6	6	5	5	4	2	4	7	7	7	6	5	3		Nov. 15-March 14
2006	1	1	1	1	1	1	1	1	1	1	1	2	2	2	2	1	1	3	1		Nov. 14-March 13
2007	12	11	9	11	7	6	6	5	5	11	14	10	8	16	--	18	14	21	--		Nov. 6-March 13
2008	13	13	13	7	6	6	6	10	9	9	7	4	3	2	2	5	7	6	7	9	Nov. 5-March 17
2009	8	10	7	4	7	6	5	5	2	3	2	1	4	6	9	7	7	9	6		Nov. 10-March 16
2010	9	9	7	6	8	7	7	7	5	8	7	8	10	8	6	5	4	4	3		Nov. 2-March 15
2011	1	1	1	1	1	1	1	1	1	1	4	3	5	5	5	1	4	5	3		Nov. 15-March 14
2012	6	6	6	4	7	7	7	7	5	8	4	8	7	10	5	5	4	6	8		Nov. 7-March 12
2013	8	8	5	2	2	2	1	1	1	1	3	1	5	4	2	6	3	3	2	6	Nov. 5-March 18
2014	4	4	6	6	10	8	8	9	7	16	23	18	17	11	8	5	6	4	7	8	Nov. 4-March 17
2015	4	4	4	4	2	2	2	2	2	4	5	4	4	4	4	4	3	2	4		Nov. 10-March 16
2016	5	5	6	7	8	7	15	15	14	9	20	24	--	--	20	15	17	19	19		Nov. 2-March 4
2017	1	1	6	5	5	5	5	5	8	7	18	17	21	18	12	10	17	14	7		Oct. 31-March 13
2018	1	1	1	1	1	4	4	4	2	7	5	4	4	9	12	5	5	5	9		Nov. 1-March 12
2019	4	1	1	3	3	2	2	1	1	1	1	2	2	2	2	1	3	4	5	1	Oct. 22-March 18
2020	4	2	1	1	10	7	4	4	2	2	3	8	9	7	7	6	7	12	10	11	Oct. 21-March 16



# 2020-21 DUKE MEN'S BASKETBALL

# MEDIA GUIDE

## UPI POLLS

### FINAL TOP 10

(COACHES 1951-92)

#### 1951

- Kentucky
- Oklahoma State
- Kansas State
- Illinois
- Columbia
- Bradley
- NC State
- Indiana
- St. John's
- BYU

#### 1952

- Kentucky
- Illinois
- Kansas
- Duquesne
- Washington
- Kansas State
- St. Louis
- Iowa
- St. John's
- Wyoming

#### 1953

- Indiana
- Washington
- LaSalle
- Seton Hall
- Kansas
- LSU
- Oklahoma State
- N.C. State
- Kansas State
- Illinois

#### 1954

- Indiana
- Kentucky
- Duquesne
- Oklahoma State
- Notre Dame
- W. Kentucky
- Kansas
- LSU
- Holy Cross
- Iowa

#### 1955

- San Francisco
- Kentucky
- LaSalle
- Utah
- Iowa
- NC State
- Duquesne
- Oregon State
- Marquette
- Dayton

#### 1956

- San Francisco
- NC State
- Dayton
- Iowa
- Alabama
- SMU
- Louisville
- Illinois
- UCLA
- Vanderbilt

## 1957

- North Carolina
- Kansas
- Kentucky
- SMU
- Seattle
- California
- Michigan State
- Louisville
- UCLA
- St. Louis

## 1958

- West Virginia
- Cincinnati
- San Francisco
- Kansas State
- Temple
- Maryland
- Notre Dame
- Kansas
- Dayton
- Indiana

## 1959

- Kansas State
- Kentucky
- Michigan State
- Cincinnati
- NC State
- North Carolina
- Mississippi State
- Bradley
- California
- Auburn

## 1960

- California
- Cincinnati
- Ohio State
- Bradley
- Utah
- West Virginia
- Utah State
- Georgia Tech
- Villanova
- Indiana

## 1961

- Ohio State
- Cincinnati
- St. Bonaventure
- Kansas State
- USC
- North Carolina
- Bradley
- St. John's
- Duke**
- Wake Forest

## 1962

- Ohio State
- Cincinnati
- Kentucky
- Mississippi State
- Kansas State
- Bradley
- Wake Forest
- Colorado
- Bowling Green
- Utah

## 1963

- Cincinnati
- Duke**
- Arizona State
- Loyola, Chicago
- Illinois
- Wichita State
- Mississippi State
- Ohio State
- Colorado
- Stanford

## 1964

- UCLA
- Michigan
- Kentucky
- Duke**
- Oregon State
- Wichita State
- Villanova
- Loyola, Chicago
- Texas-El Paso
- Davidson

## 1965

- Michigan
- UCLA
- St. Joseph's
- Providence
- Vanderbilt
- BYU
- Davidson
- Minnesota
- Duke**
- San Francisco

## 1966

- Kentucky
- Duke**
- Texas-El Paso
- Kansas
- Loyola, Chicago
- St. Joseph's
- Michigan
- Vanderbilt
- Cincinnati
- Providence

## 1967

- UCLA
- Louisville
- North Carolina
- Kansas
- Princeton
- Houston
- W. Kentucky
- Texas-El Paso
- Tennessee
- Boston College

## 1968

- Houston
- UCLA
- St. Bonaventure
- North Carolina
- Kentucky
- Columbia
- New Mexico
- Louisville
- Davidson
- Marquette

## 1969

- UCLA
- North Carolina
- Davidson
- Santa Clara
- Kentucky
- LaSalle
- Purdue
- St. John's
- New Mexico St.
- Duquesne

## 1970

- Kentucky
- UCLA
- St. Bonaventure
- New Mexico St.
- Jacksonville
- South Carolina
- Iowa
- Notre Dame
- Drake
- Marquette

## 1971

- UCLA
- Marquette
- Pennsylvania
- Kansas
- USC
- South Carolina
- W. Kentucky
- Kentucky
- Fordham
- Ohio State

## 1972

- UCLA
- North Carolina
- Pennsylvania
- Louisville
- South Carolina
- Long Beach State
- Marquette
- SW Louisiana
- BYU
- Florida State

## 1973

- UCLA
- NC State
- Long Beach State
- Marquette
- Providence
- Indiana
- Kansas State
- SW Louisiana
- Minnesota
- Maryland

## 1974

- NC State
- UCLA
- Notre Dame
- Maryland
- Marquette
- Providence
- Vanderbilt
- North Carolina
- Indiana
- Kansas

## 1975

- Indiana
- UCLA
- Louisville
- Kentucky
- Maryland
- Marquette
- Arizona State
- Alabama
- N.C. State
- North Carolina

## 1976

- Indiana
- Marquette
- Rutgers
- UNLV
- UCLA
- North Carolina
- Alabama
- Notre Dame
- Michigan
- Washington

## 1977

- Michigan
- San Francisco
- North Carolina
- UCLA
- Kentucky
- UNLV
- Arkansas
- Tennessee
- Syracuse
- Utah

## 1978

- Kentucky
- UCLA
- Marquette
- New Mexico
- Michigan State
- Arkansas
- DePaul
- Kansas
- Duke**
- North Carolina

## 1979

- Indiana State
- UCLA
- North Carolina
- Michigan State
- Notre Dame
- Arkansas
- Duke**
- DePaul
- LSU
- Syracuse

## 1980

- DePaul
- LSU
- Kentucky
- Louisville
- Oregon State
- Syracuse
- Indiana
- Maryland
- Ohio State
- Georgetown

## 1981

- DePaul
- Oregon State
- Virginia
- LSU
- Arizona State
- North Carolina
- Indiana
- Kentucky
- Notre Dame
- Utah

## 1982

- North Carolina
- DePaul
- Virginia
- Oregon State
- Missouri
- Minnesota
- Georgetown
- Idaho
- Memphis State
- Fresno State

## 1983

- Houston
- Louisville
- St. John's
- Virginia
- Indiana
- UNLV
- UCLA
- North Carolina
- Arkansas
- Kentucky

## 1984

- North Carolina
- Georgetown
- Kentucky
- DePaul
- Houston
- Illinois
- Arkansas
- Oklahoma
- Texas-El Paso
- Maryland

## 1985

- Georgetown
- Michigan
- St. John's
- Memphis State
- Oklahoma
- Georgia Tech
- North Carolina
- Louisiana Tech
- UNLV
- Illinois

## 1986

- Duke**
- Kansas
- St. John's
- Kentucky
- Michigan
- Georgia Tech
- Louisville
- North Carolina
- Syracuse
- UNLV

## 1987

- UNLV
- Indiana
- North Carolina
- Georgetown
- DePaul
- Purdue
- Iowa
- Temple
- Alabama
- Syracuse

## 1988

- Temple
- Arizona
- Purdue
- Oklahoma
- Duke**
- Kentucky
- Pittsburgh
- North Carolina
- Syracuse
- Michigan

## 1989

- Arizona
- Georgetown
- Illinois
- North Carolina
- Oklahoma
- Indiana
- Duke**
- Missouri
- Syracuse
- Michigan

## 1990

- Oklahoma
- UNLV
- Connecticut
- Michigan State
- Kansas
- Syracuse
- Georgia Tech
- Arkansas
- Georgetown
- Purdue

## 1991

- UNLV
- Arkansas
- Indiana
- North Carolina
- Ohio State
- Duke**
- Arizona
- Syracuse
- Nebraska
- Utah

## 1992

- Duke**
- Kansas
- Ohio State
- Indiana
- UCLA
- USC
- Arizona
- Arkansas
- Kentucky
- Oklahoma State

## 1993

- Indiana
- North Carolina
- Michigan
- Kentucky
- Arizona
- Seton Hall
- Cincinnati
- Vanderbilt
- Kansas
- Duke**

## USA TODAY POLL

### FINAL TOP 10

(1983-92)

#### 1983

- Houston
- Louisville
- St. John's
- Indiana
- Virginia
- North Carolina
- UNLV
- UCLA
- Boston College
- Villanova

#### 1985

- Georgetown
- Michigan
- St. John's
- Oklahoma
- Memphis State
- Georgia Tech
- Louisiana Tech
- North Carolina
- UNLV
- Duke**

#### 1986

- Duke**
- Kansas
- Kentucky
- St. John's
- Georgia Tech
- Michigan
- North Carolina
- Louisville
- Syracuse
- Notre Dame

#### 1987

- UNLV
- Indiana
- North Carolina
- Georgetown
- Iowa
- DePaul
- Alabama
- Purdue
- Temple
- Syracuse

## 1988

- Temple
- Arizona
- Oklahoma
- Purdue
- Kentucky
- Duke**
- North Carolina
- Pittsburgh
- Syracuse
- Michigan

## 1989

- Arizona
- Georgetown
- Illinois
- North Carolina
- Indiana
- Oklahoma
- Syracuse
- Duke**
- Missouri
- Michigan

## 1990

- Oklahoma
- UNLV
- Connecticut
- Michigan State
- Kansas
- Syracuse
- Arkansas
- Georgia Tech
- Georgetown
- Missouri

## 1991

- Duke**
- UNLV
- Kansas
- North Carolina
- Arkansas
- Seton Hall
- St. John's
- Ohio State
- Indiana
- Arizona

## 1992

- Duke**
- Kansas
- Ohio State
- Indiana
- UCLA
- USC
- Arizona
- Arkansas
- Kentucky
- Oklahoma State

USA TODAY/  
CNN POLLS  
FINAL TOP 10  
(COACHES 1993-98)

1993
1. North Carolina
2. Michigan
3. Kentucky
4. Kansas
5. Indiana
6. Cincinnati
7. Florida State
8. Vanderbilt
9. Duke
10. Arkansas

1994
1. Arkansas
2. Duke
3. Arizona
4. Florida
5. Purdue
6. Missouri
7. Connecticut
8. Michigan
9. North Carolina
10. Louisville

1995
1. UCLA
2. Arkansas
3. North Carolina
4. Oklahoma State
5. Kentucky
6. Connecticut
7. Massachusetts
8. Virginia
9. Wake Forest
10. Kansas

1996
1. Kentucky
2. Massachusetts
3. Syracuse
4. Mississippi State
5. Kansas
6. Cincinnati
7. Georgetown
8. Connecticut
9. Wake Forest
10. Texas Tech

1997
1. Arizona
2. Kentucky
3. Minnesota
4. North Carolina
5. Kansas
6. Utah
7. UCLA
8. Clemson
9. Wake Forest
10. Louisville

1998
1. Kentucky
2. Utah
3. North Carolina
4. Stanford
5. Duke
6. Arizona
7. Connecticut
8. Kansas
9. Purdue
10. Michigan State

USA TODAY/  
ESPN POLLS  
FINAL TOP 10  
(COACHES 1999-2015)

1999
1. Connecticut
2. Duke
3. Michigan State
4. Ohio State
5. Kentucky
St. John's
7. Auburn
8. Maryland
9. Stanford
10. Utah

2000
1. Michigan State
2. Florida
3. Iowa State
4. Duke
5. Stanford
6. Oklahoma State
7. Cincinnati
8. Arizona
9. Tulsa
10. Temple

2001
1. Duke
2. Arizona
3. Michigan State
4. Maryland
5. Stanford
6. Illinois
7. Kansas
8. Kentucky
9. Mississippi
10. North Carolina

2002
1. Maryland
2. Kansas
3. Indiana
4. Oklahoma
5. Duke
6. Oregon
Connecticut
8. Cincinnati
9. Pittsburgh
10. Arizona

2003
1. Syracuse
2. Kansas
3. Texas
4. Kentucky
5. Arizona
6. Marquette
7. Oklahoma
8. Pittsburgh
9. Duke
10. Maryland

2004
1. Connecticut
2. Duke
3. Georgia Tech
4. Oklahoma State
5. St. Joseph's
6. Stanford
7. Pittsburgh
8. Kentucky
9. Kansas
10. Texas

2005
1. North Carolina
2. Illinois
3. Louisville
4. Michigan State
5. Kentucky
6. Arizona
7. Duke
8. Oklahoma State
9. Washington
10. Wisconsin

2006
1. Florida
2. UCLA
3. LSU
4. Connecticut
5. Villanova
6. Memphis
7. Duke
8. George Mason
9. Texas
10. Gonzaga

2007
1. Florida
2. Ohio State
3. UCLA
4. Georgetown
5. Kansas
6. North Carolina
7. Memphis
8. Oregon
9. Texas A&M
10. Pittsburgh

2008
1. Kansas
2. Memphis
3. North Carolina
4. UCLA
5. Texas
6. Louisville
7. Tennessee
8. Xavier
9. Davidson
10. Wisconsin

2009
1. North Carolina
2. Michigan State
3. Connecticut
4. Villanova
5. Louisville
6. Pittsburgh
7. Oklahoma
8. Missouri
9. Memphis
10. Kansas

2010
1. Duke
2. Butler
3. West Virginia
4. Michigan State
5. Kentucky
6. Kansas
7. Kansas State
8. Syracuse
9. Tennessee
10. Baylor

2011
1. Connecticut
2. Butler
3. Kentucky
4. Kansas
5. Ohio State
6. VCU
7. Duke
8. North Carolina
9. Arizona
10. Florida

2012
1. Kentucky
2. Kansas
3. Ohio State
4. Louisville
5. Syracuse
6. North Carolina
7. Michigan State
8. Baylor
9. Florida
10. Marquette

2013
1. Louisville
2. Michigan
3. Syracuse
4. Wichita State
5. Duke
6. Ohio State
7. Indiana
8. Kansas
9. Florida
10. Miami [Fla.]

2014
1. Connecticut
2. Kentucky
3. Florida
4. Wisconsin
5. Arizona
6. Michigan
7. Wichita State
8. Michigan State
9. Louisville
10. Virginia

2015
1. Duke
2. Wisconsin
3. Kentucky
4. Arizona
5. Notre Dame
6. Gonzaga
7. Michigan State
8. Virginia
9. Villanova
10. Louisville

USA TODAY POLL  
FINAL TOP 10  
(2016-CURRENT)

2016
1. Villanova
2. North Carolina
3. Kansas
4. Oklahoma
5. Virginia
6. Oregon
7. Michigan State
8. Miami
9. Indiana
10. Syracuse

2017
1. North Carolina
2. Gonzaga
3. Oregon
4. Kansas
5. Kentucky
6. South Carolina
7. Arizona
8. Villanova
9. UCLA
10. Florida

FINAL POLL TITLES

School	AP	Coaches	Total Titles	First	Last
Duke	8	9	17	1986	2019
Kentucky	10	7	17	1949	2015
UCLA	8	7	15	1964	1995
North Carolina	6	6	12	1957	2017
Indiana	3	5	8	1953	1993
Kansas	4	3	7	1997	2020
Ohio State	4	2	6	1961	2011
DePaul	2	2	4	1980	1981
Houston	2	2	4	1968	1983
Michigan	2	2	4	1965	1977
San Francisco	2	2	4	1955	1956
UNLV	2	2	4	1987	1991
Connecticut	1	3	4	1999	2014
Florida	1	2	3	2006	2014
Cincinnati	2	1	3	1960	1963
Villanova	1	2	3	2016	2018
Arizona	1	1	2	1989	1989
Georgetown	1	1	2	1985	1985
Illinois	1	1	2	2005	2005
Indiana State	1	1	2	1979	1979
Kansas State	1	1	2	1959	1959
Massachusetts	1	1	2	1996	1996
NC State	1	1	2	1974	1974
Oklahoma	1	1	2	1990	1990
Stanford	1	1	2	2004	2004
Temple	1	1	2	1988	1988
West Virginia	1	1	2	1958	1958
Louisville	1	1	2	2009	2013
Virginia	1	1	2	2018	2019
Arkansas	0	1	1	1994	1994
Bradley	1	0	1	1950	1950
Gonzaga	1	0	1	2013	2013
California	0	1	1	1960	1960

**Note:** Duke is the only team to finish the regular season at No. 1 in the rankings four straight seasons. Each year from 1998-99 through 2001-02, the Blue Devils topped both the AP and coaches' polls at the end of the regular season.

2018
1. Villanova
2. Michigan
3. Kansas
4. Duke
5. Virginia
6. Texas Tech
7. Loyola-Chicago
8. Xavier
9. Purdue
10. Gonzaga

2019
1. Virginia
2. Texas Tech
3. Michigan State
4. Duke
5. Auburn
6. Gonzaga
7. Kentucky
8. Purdue
9. North Carolina
10. Tennessee

2020
1. Kansas
2. Gonzaga
3. Dayton
4. Baylor
5. Florida State
6. San Diego State
7. Kentucky
8. Duke
9. Villanova
Creighton

# 2020-21 DUKE MEN'S BASKETBALL

# MEDIA GUIDE

## ALL-TIME RECORD - RANKED

RK	W-L	PCT.
1	243-40	.859
2	133-22	.858
3	121-27	.818
4	93-17	.845
5	98-31	.760
6	120-32	.789
7	91-29	.758
8	79-18	.814
9	57-20	.740
10	43-15	.741
11	22-9	.710
12	24-6	.800
13	28-4	.875
14	24-7	.774
15	20-6	.769
16	11-10	.524
17	19-12	.613
18	14-7	.667
19	9-9	.500
20	10-2	.833
21	4-1	.800
22	0-0	-
23	2-0	1.000
24	0-1	.000
25	0-0	-
<b>Total</b>	<b>1,267-325</b>	<b>.796</b>

## ALL-TIME RECORD - VS. RANKED

RK	W-L	PCT.
1	9-21	.300
2	18-28	.391
3	17-24	.415
4	13-20	.394
5	12-22	.353
6	18-9	.667
7	17-16	.515
8	12-20	.375
9	15-15	.500
10	11-7	.611
11	17-14	.548
12	14-6	.700
13	18-10	.643
14	19-8	.704
15	14-9	.609
16	11-6	.647
17	12-9	.571
18	10-10	.500
19	13-6	.684
20	11-11	.500
21	8-2	.800
22	7-3	.700
23	9-2	.818
24	8-2	.800
25	3-1	.750
<b>Total</b>	<b>316-281</b>	<b>.529</b>

(AP poll only)

## ACC SCHOOLS AT NO.1 (AP)

### WEEKS RANKED NO. 1 (ACC SCHOOLS ONLY)

Duke	144
North Carolina	110
Virginia	17
NC State	13
Syracuse *	3
Wake Forest	3
Louisville *	2
Georgia Tech	1
Boston College	0
Clemson	0
Florida State	0
Miami	0
Notre Dame *	0
Pittsburgh *	0
Virginia Tech	0

\* as ACC member

## AP NO.1 RANKINGS (SINCE 1989-90)

### WEEKS RANKED NO. 1 (SINCE 1990)

1. Duke	113
2. Kansas	64
3. North Carolina	52
4. Kentucky	45
5. Connecticut	29
6. Arizona	27
7. Villanova	19
8. UNLV	18
9. Stanford	16
Syracuse	16
Gonzaga	16

## AP TOP 10 RANKING STREAK

Duke has registered four of the 10 longest top 10 ranking streaks in NCAA history.

### CONSECUTIVE WEEKS RANKED IN THE AP TOP 10 | ACC

Team	Weeks	Span
Duke	122	11/26/07 - 1/6/14
Duke	75	12/26/61 - 12/6/66
Duke	69	1/22/91 - 12/26/94
Maryland	68	11/25/72 - 3/2/76
Duke	67	12/20/99 - 3/3/03

### CONSECUTIVE WEEKS RANKED IN THE AP TOP 10 | NCAA

Team	Weeks	Span
UCLA	155	11/15/66 - 1/20/76
Duke	122	11/26/07 - 1/6/14
Kentucky	91	3/14/94 - 2/15/99
Kansas	76	11/21/94 - 12/7/98
Duke	75	12/26/61 - 12/6/66
Duke	69	1/22/91 - 12/26/94
Maryland	68	11/25/72 - 3/2/76
Duke	67	12/20/99 - 3/3/03
Marquette	66	2/17/70 - 2/26/74
North Carolina	62	3/6/06 - 11/16/09
North Carolina	62	2/26/85 - 1/10/89

## AP TOP 25 RANKING STREAK

Duke enters the 2020-21 season with the second longest active streak of AP top 25 appearances.

### CONSECUTIVE WEEKS RANKED IN THE AP TOP 25 | ACTIVE\*

Team	Weeks	Span
Kansas	220	began 2009
Duke	83	began 2016
Gonzaga	78	began 2017
Kentucky	44	began 2018

\*through 2019-20 final poll



The 2019 Blue Devils, who captured the program's 21st ACC Championship, went wire-to-wire in the Associated Press top 5.



## MEDIA GUIDE

### Duke's Sports Illustrated Covers

No.	Publication Date	Featured Blue Devil(s)	Theme	Magazine Title
1.	March 13, 1978	Gene Banks	Duke wins ACC title	"Duke Breaks Loose"
2.	March 17, 1986	Mark Alarie	NCAA Tournament Preview	"Duke's the Team to Beat"
3.	March 31, 1986	Johnny Dawkins+	Final Four preview	"The Final Four"
4.	April 8, 1991	Grant Hill	Duke wins NCAA title	"Wish Granted"
5.	November 25, 1991	Christian Laettner	Season preview	"Devil of a Team"
6.	April 13, 1992	Bobby Hurley	Duke wins NCAA title	"Dynasty"
7.	November 17, 1997	Steve Wojciechowski	Season preview	"We're Crazy About Duke"
8.	February 22, 1999	Elton Brand	Duke back at No. 1	"Preppies No More"
9.	November 20, 2000	Shane Battier	Season preview	--
10.	April 2, 2001	Jason Williams\$	NCAA Tournament preview	"Four Keys to the Final Four"
11.	April 9, 2001	Shane Battier		
		Mike Dunleavy	Duke wins NCAA title	"Oh So Sweet!"
12.	April 2001	Shane Battier	Special commemorative issue	"Champs!"
13.	November 19, 2001	Jason Williams	Season preview	"Back to School"
14.	March 18, 2002	Jason Williams	NCAA Tournament preview	"Are You Ready?"
15.	November 25, 2005	2005-06 team	Season preview	"Can Anyone Stop Duke?"
16.	March 6, 2006	J.J. Redick#	Player of the year battle	"Who's the Best?"
17.	April 12, 2010	Jon Scheyer	Duke wins NCAA title	"Back on Top"
18.	April 2010	2009-10 team	Special commemorative issue	"Fantastic Fourth"
19.	November 22, 2010	Nolan Smith	Season preview	--
20.	March 21, 2011	Nolan Smith	NCAA Tournament preview	--
21.	December 12, 2011	Mike Krzyzewski^	Sportsman/woman of the Year	--
22.	November 18, 2013	Jabari Parker*	Season preview	"March Rivals"
23.	February 24, 2014	Mike Krzyzewski Jabari Parker	Jabari Parker feature	"The Education of Jabari Parker"
24.	November 10, 2014	Jahlil Okafor	Season preview	--
25.	April 13, 2015	Tyus Jones	Duke wins NCAA title	"Won. Done."
26.	& November 5, 2018	Zion Williamson RJ Barrett Tre Jones Cam Reddick Joey Baker	Season preview	"Fabest Five"

+ featured on cover with Kansas' Danny Manning, LSU's Don Redden and Louisville's Herbert Cook

\$ featured on cover with Maryland's Lonny Baxter, Arizona's Loren Woods and Michigan State's Andre Hutson

# featured on cover with Gonzaga's Adam Morrison

^ featured on cover with Tennessee's Pat Summitt

\* featured on cover with North Carolina's James Michael McAdoo

& special digital cover

## 2020-21 DUKE MEN'S BASKETBALL

### Duke on ESPN College Gameday

Year	Date	Road Team	Home Team	Venue	Winner
2005	Feb. 12	7 Duke	at Maryland	XFINITY Center	UM, 99-92
2006	Mar. 4	13 North Carolina	at 1 Duke	Cameron Indoor Stadium	UNC, 83-76
2008	Mar. 8	1 North Carolina	at 5 Duke	Cameron Indoor Stadium	UNC, 76-68
2010	Jan. 23	7 Duke	at 17 Clemson	Littlejohn Coliseum	Duke, 60-47
2010	Mar. 6	North Carolina	at 4 Duke	Cameron Indoor Stadium	Duke, 82-50
2011	Feb. 26	1 Duke	at Virginia Tech	Cassell Coliseum	VT, 64-60
2012	Mar. 9	6 North Carolina	at 3 Duke	Cameron Indoor Stadium	Duke, 88-70
2013	Mar. 9	3 Duke	at North Carolina	Dean Smith Center	Duke, 69-53
2014	Jan. 31	17 Duke	at 2 Syracuse	Carrier Dome	SU, 91-89
2014	Mar. 8	14 North Carolina	at 4 Duke	Cameron Indoor Stadium	Duke, 93-81
2015	Jan. 31	4 Duke	at 2 Virginia	John Paul Jones Arena	Duke, 69-63
2015	Mar. 7	4 Duke	at 15 North Carolina	Dean Smith Center	Duke, 84-77
2016	Mar. 5	8 North Carolina	at 17 Duke	Cameron Indoor Stadium	UNC, 76-72
2017	Jan. 21	Miami	at 18 Duke	Cameron Indoor Stadium	Duke, 70-58
2017	Mar. 4	17 Duke	at 5 North Carolina	Dean Smith Center	UNC, 90-83
2018	Feb. 8	9 Duke	at 21 North Carolina	Dean Smith Center	UNC, 82-78
2018	Mar. 3	10 North Carolina	at 5 Duke	Cameron Indoor Stadium	Duke, 74-64
2019	Jan. 19	4 Virginia	at 1 Duke	Cameron Indoor Stadium	Duke, 72-70
2019	Feb. 19	2 Duke	at 3 Virginia	John Paul Jones Arena	Duke, 81-71
2019	Mar. 9	4 Duke	at 3 North Carolina	Dean Smith Center	UNC, 79-70
2020	Jan. 18	11 Louisville	at 3 Duke	Cameron Indoor Stadium	UL, 79-73
2020	Feb. 8	7 Duke	at North Carolina	Dean Smith Center	Duke, 98-96 (ot)

The list above only includes ESPN's main College Gameday show, which airs Saturdays at 11 a.m. ET from a campus location. Special edition shows are not included.

#### MOST APPEARANCES ON ESPN COLLEGEDAY, ALL-TIME

1. Duke	22
2. North Carolina	21
3. Kansas	19
4. Kentucky	19
5. Michigan State	10

Special edition shows are not included.

#### MOST TIMES HOSTING ESPN COLLEGEDAY, ALL-TIME

1. Duke	10
2. North Carolina	9
3. Kentucky	9
4. Kansas	9


Special edition shows are not included.



ESPN College Gameday for Duke vs. North Carolina on March 6, 2010.



ESPN College Gameday for Duke vs. Virginia on January 19, 2019.



## Retired Jerseys

Duke has set aside a day to recognize one of its own on 13 occasions. Thirteen banners hang from the rafters of Cameron Indoor Stadium, honoring each of those events. It's officially known as Retirement Day.

There is no higher honor than having your basketball number and jersey retired. The names, listed in alphabetical order, reverberate in prestige – Shane Battier, Johnny Dawkins, Danny Ferry, Mike Gminski, Dick Groat, Art Heyman, Grant Hill, Bobby Hurley, Christian Laettner, Jeff Mullins, J.J. Redick, Jason Williams and Shelden Williams.

Though there are no 'official' criteria to have a jersey retired at Duke, a player must achieve at a national level – earn National Player of the Year or National Defensive Player of the Year honors, set an NCAA record, win a gold medal representing his country in the Olympics or earn All-America recognition. What distinguishes Duke's retired jersey players from many other schools is the main criteria. No jersey will be retired at Duke unless the player has earned his degree.

Groat was the first Blue Devil to be so honored when his No. 10 was officially retired on May 1, 1952. It would not be until February 20, 1980, that the next jersey would be retired at Duke – Gminski's No. 43. In the early 1990s, Heyman's No. 25 and Mullins' No. 44 were retired nearly three decades after their Duke playing days ended.

After Mike Krzyzewski's arrival in 1980 and Duke's dominant run that began in the middle of that decade, nine players had their jerseys retired, starting with Dawkins in 1986 and ending with J.J. Redick and Shelden Williams in 2007.

### RETIREMENT DAY

10 - Dick Groat	May 1, 1952
25 - Art Heyman	March 4, 1990
44 - Jeff Mullins	December 6, 1994
43 - Mike Gminski	February 20, 1980
24 - Johnny Dawkins	February 22, 1986
35 - Danny Ferry	February 18, 1989
32 - Christian Laettner	February 26, 1992
11 - Bobby Hurley	February 28, 1993
33 - Grant Hill	February 27, 1994
31 - Shane Battier	February 21, 2001
22 - Jason Williams	February 5, 2003
23 - Shelden Williams	January 28, 2007
4 - J.J. Redick	February 4, 2007



- Earned ACC All-Freshman Team honors in 1998, averaging 7.6 points and 6.4 rebounds per game
- Helped lead Duke to a 37-2 record, an NCAA title game appearance and the No. 1 ranking in the season's final AP poll as a sophomore in 1999
- Won the first of his three NABC National Defensive Player of the Year awards in 1999
- Led Duke in scoring (17.4), blocked shots (70) and three-point field goal percentage (.444) as a junior in 2000
- Earned first-team Academic All-America and second-team All-America honors, as well as first-team All-ACC recognition, as a junior
- Also named NABC Co-National Defensive Player of the Year in 2000
- Capped his Duke career in 2001 with a national championship to go along with ACC regular season and tournament titles
- Averaged 19.9 points, 7.3 rebounds, 2.3 blocks, 2.1 steals and 1.8 assists as a senior, earning consensus National Player of the Year honors
- Also earned NABC National Defensive Player of the Year, first-team All-America, Verizon Academic All-America, Final Four Most Outstanding Player, ACC Co-Player of the Year, first-team All-ACC and ACC Tournament Most Valuable Player accolades in 2001
- Chosen sixth overall by the Memphis Grizzlies in the 2001 NBA Draft and was named to the 2002 NBA All-Rookie Team
- A two-time NBA All-Defensive Team selection and the winner of the 2014 Twyman-Stokes Teammate of the Year award
- Won NBA championships with the Miami Heat in 2012 and 2013; currently works in the franchise's front office as Vice President/Development and Analytics

### BATTIER'S CAREER STATISTICS

Year	G	FG-FGA	Pct	FT-FTA	Pct	Reb-Avg	Pts-Avg
1997-98	36	96-178	.539	79-108	.731	230-6.4	275-7.6
1998-99	37	114-209	.545	71-98	.724	180-4.9	338-9.1
1999-00	34	190-383	.496	134-164	.817	192-5.6	593-17.4
2000-01	39	251-533	.471	152-191	.796	285-7.3	778-19.9
<b>Totals</b>	<b>146</b>	<b>651-1,303</b>	<b>.500</b>	<b>436-561</b>	<b>.777</b>	<b>887-6.1</b>	<b>1,984-13.6</b>





**Johnny Dawkins 24**  
6-2 • 165 • Washington, D.C. • Political Science Major

- Part of the freshman class that would be the beginning of modern Duke basketball
- Named a Freshman All-American and a second-team All-ACC pick in 1983 after averaging 18.1 points per game and scoring in double figures in 27 of 28 contests
- Averaged 19.4 points per game as a sophomore, earning second-team All-ACC recognition and a spot on the All-ACC Tournament first team
- Garnered first-team All-America and first-team All-ACC honors as a junior in 1985 after averaging 18.8 points and 4.5 rebounds per game
- Led Duke to a 37-3 record, an appearance in the NCAA title game, the ACC regular season championship and the ACC Tournament title as a senior in 1986
- Averaged 20.2 points per game on his way to National Player of the Year, East Regional MVP, Final Four All-Tournament Team, first-team All-America, first-team All-ACC and ACC Tournament MVP honors as a senior
- Led Duke in scoring all four years and is currently the program's second all-time leading scorer with 2,556 career points
- Continues to own the program's career record for field goals made (1,026)
- The 10th overall pick by the San Antonio Spurs in the 1986 NBA Draft, playing in the league from 1986-95
- A member of the Duke coaching staff for 11 years before an eight-year run as head coach at Stanford; currently the head men's basketball coach at UCF

**DAWKINS' CAREER STATISTICS**

Year	G	FG-FGA	Pct	FT-FTA	Pct	Reb-Avg	Pts-Avg
1982-83	28	207-414	.500	73-107	.682	115-4.1	506-18.1
1983-84	34	263-547	.481	133-160	.831	138-4.1	659-19.4
1984-85	31	225-455	.495	132-166	.795	141-4.5	582-18.8
1985-86	40	331-603	.549	147-181	.812	142-3.6	809-20.2
<b>Totals</b>	<b>133</b>	<b>1,026-2,019</b>	<b>.508</b>	<b>485-614</b>	<b>.789</b>	<b>536-4.0</b>	<b>2,556-19.2</b>



**Danny Ferry 35**  
6-10 • 230 • Bowie, Md. • Political Science Major

- As a freshman in 1986, an integral part of the 37-3 Duke team that won both the ACC regular season and tournament titles, and advanced to the NCAA championship game
- Led Duke in scoring (14.0), rebounds (7.8) and assists (4.3) as a sophomore in 1987 on his way to second-team All-ACC honors
- Averaged team-bests of 19.1 points and 7.6 rebounds per game as a junior, earning first-team All-America and ACC Player of the Year accolades
- Also collected the McKeelin Award as the ACC's top athlete, MVP honors at both the ACC Tournament and NCAA East Regional, and National Player of the Year finalist recognition in 1988
- Led the ACC in scoring as a senior with an average of 22.6 points per game to lead Duke to a Final Four appearance
- Among his numerous accolades as a senior were National Player of the Year, first-team All-America, the ACC's McKeelin Award, MVP of the NCAA East Regional and USA Today Collegiate Achiever of the Year
- The first player in ACC history to compile 2,000 points, 1,000 rebounds and 500 assists
- The No. 2 overall pick in the 1989 NBA Draft by the Los Angeles Clippers, playing in the league from 1990-2003
- Won an NBA championship with the San Antonio Spurs in 2003
- Following his playing career, has spent more than a decade working as a front office executive with the San Antonio Spurs, Cleveland Cavaliers, Atlanta Hawks and New Orleans Pelicans; currently serves as Special Advisor in the Pelicans' front office

**FERRY'S CAREER STATISTICS**

Year	G	FG-FGA	Pct	FT-FTA	Pct	Reb-Avg	Pts-Avg
1985-86	40	91-198	.460	54-86	.628	221-5.5	236-5.9
1986-87	33	172-383	.449	92-109	.844	256-7.8	461-14.0
1987-88	35	247-519	.476	135-163	.828	266-7.6	667-19.1
1988-89	35	300-575	.522	146-193	.756	260-7.4	791-22.6
<b>Totals</b>	<b>143</b>	<b>810-1,675</b>	<b>.484</b>	<b>427-551</b>	<b>.775</b>	<b>1,003-7.0</b>	<b>2,155-15.1</b>





**Mike Gminski 43**  
6-11 • 240 • Monroe, Conn. • History Major

- Averaged 15.3 points and 10.7 rebounds as a freshman in 1977 to earn ACC Co-Rookie of the Year accolades
- Averaged 20.0 points and 10.0 rebounds as a sophomore in 1978 to lead Duke to the ACC championship and an appearance in the NCAA title game
- Earned Academic All-America honors as a sophomore in addition to first-team All-ACC, All-East Regional and All-Final Four accolades
- Named ACC Player of the Year as a junior after averaging 18.8 points and 9.2 rebounds to lead Duke to share of the ACC regular season crown
- Also earned first-team Academic All-America honors as a junior
- Earned his third Academic All-America selection and third nod to the All-ACC first team as a senior in 1980, averaging 21.3 points and 10.9 rebounds
- Garnered first-team All-America recognition as a senior
- Currently ranks second on Duke's career lists for rebounds (1,242) and blocks (345), as well as fifth in scoring (2,323)
- Inducted into the CoSIDA Academic All-America Hall of Fame in 2006
- The No. 7 overall pick by the New Jersey Nets in the 1980 NBA Draft, playing 14 years in the NBA with New Jersey, Philadelphia, Charlotte and Milwaukee
- Currently works as a college basketball analyst for multiple television networks

#### GMINSKI'S CAREER STATISTICS

Year	G	FG-FGA	Pct	FT-FTA	Pct	Reb-Avg	Pts-Avg
1976-77	27	175-340	.515	64-91	.703	289-10.7	414-15.3
1977-78	32	246-450	.547	148-176	.841	319-10.0	640-20.0
1978-79	30	218-420	.519	129-177	.729	275-9.2	565-18.8
1979-80	33	262-487	.538	180-214	.841	359-10.9	704-21.3
<b>Totals</b>	<b>122</b>	<b>901-1,697</b>	<b>53.0</b>	<b>521-658</b>	<b>.791</b>	<b>1,242-10.1</b>	<b>2,323-19.0</b>



**Dick Groat 10**  
6-0 • 180 • Swissvale, Pa. • History Major

- The first Blue Devil to have his jersey retired on May 1, 1952
- Averaged 14.5 points per game as a sophomore in 1950 to earn second-team All-Southern Conference acclaim
- Scored a national-record 831 points, an average of 25.2 per game, as a junior in 1951 to win the McKeelin Award as the Southern Conference Athlete of the Year and earn inclusion on numerous All-America squads
- Also set a national record with 261 free throws made as a junior
- Averaged 26.0 points per game as a senior to win his second consecutive McKeelin Award and garner National Player of the Year honors in 1952
- Also named a first-team All-American in baseball as a senior after leading Duke to its first College World Series berth
- Drafted third overall by the Fort Wayne Pistons in the 1952 NBA Draft
- Played 14 years in Major League Baseball with Pittsburgh and St. Louis, making three All-Star teams
- Named National League MVP in 1960 after leading the league with a .325 batting average for the World Series champion Pirates
- Won a second World Series title with the Cardinals in 1964
- Served as the radio color analyst for the University of Pittsburgh men's basketball program for 40 years, retiring following the 2018-19 season

#### GROAT'S CAREER STATISTICS

Year	G	FG-FGA	Pct	FT-FTA	Pct	Reb-Avg	Pts-Avg
1949-50	19	109-256	.426	57-98	.582	NA	275-14.5
1950-51	33	285-713	.400	261-331	.789	NA	831-25.2
1951-52	30	288-700	.411	204-281	.726	229-7.6	780-26.0
<b>Totals</b>	<b>82</b>	<b>682-1,669</b>	<b>.409</b>	<b>522-710</b>	<b>.735</b>	<b>NA</b>	<b>1,886-23.0</b>



# Art Heyman

6-5 • 205 • Rockville Center, N.Y. • History Major

**25**

- Averaged more than 30 points per game on the freshman team in 1960 before being named a varsity co-captain as a sophomore in 1961
- Earned All-America honors and ranked eighth nationally in scoring as a sophomore at a clip of 25.2 points per game
- An All-America selection as a junior in 1962, averaging 25.3 points and 11.2 rebounds per contest
- Also a near unanimous first-team All-ACC selection as a junior
- Helped Duke earn its first Final Four berth as a senior in 1963, averaging 24.9 points and 10.8 rebounds
- Garnered National Player of the Year honors, earned All-America accolades for the third time and was named Most Outstanding Player at the Final Four
- Named the 1963 ACC Player of the Year and ACC Tournament MVP as Duke claimed the ACC championship
- Continues to hold the Duke career record for scoring average with a mark of 25.1 points per game
- Selected No. 1 overall in the 1963 NBA Draft by the New York Knicks
- Named to the 1964 NBA All-Rookie Team after averaging 15.4 points for the Knicks in his first pro season

## HEYMAN'S CAREER STATISTICS

Year	G	FG-FGA	Pct	FT-FTA	Pct	Reb-Avg	Pts-Avg
1960-61	25	229-488	.469	171-263	.650	272-10.9	629-25.2
1961-62	24	219-506	.433	170-276	.616	269-11.2	608-25.3
1962-63	30	265-586	.452	217-314	.691	324-10.8	747-24.9
<b>Totals</b>	<b>79</b>	<b>713-1,580</b>	<b>.451</b>	<b>558-853</b>	<b>.654</b>	<b>865-10.9</b>	<b>1,984-25.1</b>



# Grant Hill

6-8 • 225 • Reston, Va. • Political Science Major

**33**

- Averaged 11.2 points and 5.1 rebounds to earn Freshman All-America and ACC All-Freshman honors on Duke's first national championship team in 1991
- Garnered All-America honors as a sophomore in 1992 as Duke won its second consecutive national championship
- Averaged 14.0 points, 5.7 rebounds and 3.7 assists as a sophomore, and was named to the All-ACC second team and the All-Final Four Team
- Averaged 18.0 points and 6.4 rebounds per game as a junior in 1993, garnering All-America honors and winning the Henry Iba Corinthian Award as the nation's top defender
- Also earned first-team All-ACC accolades as a junior
- Led Duke back to the Final Four as a senior in 1994, collecting first-team All-America honors after averaging 17.4 points and 6.9 rebounds per contest
- Also named ACC Player of the Year and earned a spot on the All-Final Four Team as a senior
- Became the first player in ACC history to have more than 1,900 points, 700 rebounds, 400 assists, 200 steals and 100 blocks in his career
- Chosen No. 3 overall by the Detroit Pistons in the 1994 NBA Draft and made seven All-Star teams in a 19-year NBA career
- Named 1995 NBA Co-Rookie of the Year and was a first-team All-NBA selection in 1997
- Became a part owner of the Atlanta Hawks in 2015; also serves as the franchise's Vice President of the Board
- Currently works as an NBA and college basketball analyst for CBS, Turner and NBA TV; and is among the ownership group for the Atlanta Hawks

## HILL'S CAREER STATISTICS

Year	G	FG-FGA	Pct	FT-FTA	Pct	Reb-Avg	Pts-Avg
1990-91	36	160-310	.516	81-133	.609	183-5.1	402-11.2
1991-92	33	182-298	.611	99-135	.733	187-5.7	463-14.0
1992-93	26	185-320	.578	94-126	.746	166-6.4	468-18.0
1993-94	34	218-472	.462	116-165	.703	233-6.9	591-17.4
<b>Totals</b>	<b>129</b>	<b>745-1,400</b>	<b>.532</b>	<b>390-559</b>	<b>.698</b>	<b>769-6.0</b>	<b>1,924-14.9</b>



## Bobby Hurley

6-2 • 165 • Jersey City, N.J. • Political Science Major

- Started all 38 games as a freshman, averaging 8.8 points and 7.6 assists to help Duke advance to the 1990 Final Four
- Earned honorable mention All-America honors from *The Sporting News* and Freshman All-America recognition from the *Basketball Times* in 1990
- Averaged 11.3 points and 7.4 assists as a sophomore in 1991 as Duke claimed the ACC title and won its first NCAA championship
- Named honorable mention All-America by the AP, earned a third-team All-ACC nod and grabbed a spot on the All-Final Four Team as a sophomore
- Helped lead Duke to its second consecutive NCAA title, as well as ACC regular season and tournament crowns, in 1992
- Named a first-team All-American and a finalist for National Player of the Year after averaging 13.2 points and 7.6 assists as a junior
- Also named Final Four Most Outstanding Player, third-team All-America and second-team All-ACC in 1992
- Named a consensus first-team All-American, earned first-team All-ACC honors and was a finalist for National Player of the Year accolades as a senior in 1993 after averaging 17.0 points and 8.2 assists per game
- Owens the NCAA career record for assists with 1,076 during his Duke career
- The No. 7 overall pick in the 1993 NBA Draft by the Sacramento Kings, playing five years in the NBA
- Currently the head men's basketball coach at Arizona State University

### HURLEY'S CAREER STATISTICS

Year	G	FG-FGA	Pct	FT-FTA	Pct	Reb-Avg	Pts-Avg
1989-90	38	92-262	.351	110-143	.769	68-1.8	335-8.8
1990-91	39	141-333	.423	83-114	.728	93-2.4	441-11.3
1991-92	31	123-284	.433	105-133	.789	61-2.0	410-13.2
1992-93	32	157-373	.421	143-178	.803	84-2.6	545-17.0
<b>Totals</b>	<b>140</b>	<b>513-1,252</b>	<b>.410</b>	<b>441-568</b>	<b>.776</b>	<b>306-2.2</b>	<b>1,731-12.4</b>



## Christian Laettner

6-11 • 235 • Angola, N.Y. • Sociology Major

- A member of four Final Four teams during his Duke career
- Averaged 8.9 points and 4.7 rebounds while shooting .723 from the field as a freshman in 1989
- Earned third-team All-America and second-team All-ACC honors as a sophomore in 1990, averaging 16.3 points and 9.6 rebounds per contest
- Led Duke to its first national championship in 1991 with averages of 19.8 points and 8.7 rebounds, earning second-team All-America honors and the McKeivlin Award as the ACC Athlete of the Year
- Also named first-team All-ACC and Final Four Most Outstanding Player as a junior
- Named National Player of the Year, ACC Athlete of the Year, ACC Player of the Year and ACC Tournament MVP as a senior in 1992 as Duke won its second consecutive NCAA title and won both the ACC regular season and tournament championships
- Averaged 21.5 points and 7.9 rebounds per game during his senior season
- Won a gold medal at the 1992 Olympics in Barcelona as the only college player on the original Dream Team
- Owens the Duke career record for free throws made with 713
- Ranks third at Duke in career points (2,460) and rebounds (1,149)
- Selected third overall in the 1992 NBA Draft by the Minnesota Timberwolves
- Played 12 seasons in the NBA and was a 1997 NBA All-Star

### LAETTNER'S CAREER STATISTICS

Year	G	FG-FGA	Pct	FT-FTA	Pct	Reb-Avg	Pts-Avg
1988-89	36	115-159	.723	88-121	.727	170-4.7	319-8.9
1989-90	38	194-380	.511	225-269	.836	364-9.6	619-16.3
1990-91	39	271-471	.575	211-263	.802	340-8.7	771-19.8
1991-92	35	254-442	.575	189-232	.815	275-7.9	751-21.5
<b>Totals</b>	<b>148</b>	<b>834-1,452</b>	<b>.574</b>	<b>713-885</b>	<b>.806</b>	<b>1,149-7.8</b>	<b>2,460-16.6</b>





# Jeff Mullins

6-4 • 185 • Lexington, Ky. • Liberal Arts Major



- Averaged a team-high 24.6 points for Duke's freshman team in 1961
- Garnered All-ACC honors as a sophomore in 1962 after averaging 21.0 points and 10.4 rebounds per game
- Helped lead Duke to its first Final Four appearance in 1963, averaging 20.3 points and 8.0 rebounds per contest
- Received both All-America and All-ACC honors as a junior
- Also named first-team All-ACC and Final Four Most Outstanding Player as a junior
- Paced Duke to its second straight Final Four as a senior in 1964, earning All-America honors and claiming the McKeelin Award as the ACC's Athlete of the Year
- Averaged 24.2 points and 8.9 rebounds as a senior, garnering ACC Player of the Year and ACC Tournament MVP honors
- Won a gold medal with USA Basketball at the 1964 Olympics in Tokyo
- Drafted fifth overall by the St. Louis Hawks in the 1964 NBA Draft and was a five-time NBA All-Star
- Became the first Duke player to win an NBA championship as a member of the 1975 Golden State Warriors

## MULLINS' CAREER STATISTICS

Year	G	FG-FGA	Pct	FT-FTA	Pct	Reb-Avg	Pts-Avg
1961-62	25	214-416	.515	98-138	.710	259-10.4	526-21.0
1962-63	30	256-466	.549	96-131	.733	241-8.0	608-20.3
1963-64	31	300-613	.489	150-183	.820	276-8.9	750-24.2
<b>Totals</b>	<b>86</b>	<b>770-1,495</b>	<b>.515</b>	<b>344-452</b>	<b>.761</b>	<b>776-9.0</b>	<b>1,884-21.9</b>



# J.J. Redick

6-4 • 190 • Roanoke, Va. • History Major



- Entered Duke as a McDonald's All-American and left as a two-time National and ACC Player of the Year
- Averaged 15.0 points per game and shot .399 from outside the arc as a freshman in 2003 to earn third-team All-ACC honors
- Led Duke to the 2004 Final Four with an average of 15.9 points per game as a sophomore, setting an ACC single-season record with a .953 free throw percentage and made an ACC-record 54 consecutive free throws
- Collected third-team All-America honors and second-team All-ACC accolades as a sophomore
- Led the ACC in scoring with an average of 21.8 points per game as a junior to earn the Rupp Award as 2005 National Player of the Year
- Also earned unanimous first-team All-America and ACC Player of the Year honors as a junior after scoring in double figures 31 times
- As a senior in 2006, recorded the most prolific scoring season in Duke history (964 points) and became the second Duke player - and eighth in college basketball history - to repeat as National Player of the Year
- Led the ACC and ranked second in the NCAA in scoring in 2006 at 26.8 points per game, while shooting .421 from three-point range, to repeat as a unanimous All-American and ACC Player of the Year
- Claimed the James E. Sullivan Award as the nation's top amateur athlete in 2006
- Finished his career as the ACC career leader in scoring (2,769 points) and the NCAA career leader in three-point field goals (457)
- Finished his career ranked second in NCAA history in free throw percentage (.912)
- The No. 11 pick in the 2006 NBA Draft by the Orlando Magic and completed his 14th NBA season in 2019-20

## REDICK'S CAREER STATISTICS

Year	G	FG-FGA	Pct	FT-FTA	Pct	Reb-Avg	Pts-Avg
2002-03	33	149-361	.413	102-111	.919	81-2.5	495-15.0
2003-04	37	172-407	.423	143-150	.953	115-3.1	589-15.9
2004-05	33	202-495	.408	196-209	.938	108-3.3	721-21.8
2005-06	36	302-643	.470	221-256	.863	71-2.0	964-26.8
<b>Totals</b>	<b>139</b>	<b>825-1,906</b>	<b>.433</b>	<b>662-726</b>	<b>.912</b>	<b>375-2.7</b>	<b>2,769-19.9</b>



## Jason Williams 22

6-2 • 195 • Plainfield, N.J. • Sociology Major

- A starter for Duke from his very first game, averaging 14.5 points, 4.2 rebounds, 6.5 assists and 2.4 steals per game in 2000 to earn National Freshman of the Year honors from *The Sporting News*
- Helped lead Duke to its third NCAA title in 2001 with averages of 21.6 points, 6.1 assists and 2.0 steals, garnering National Player of the Year accolades from the NABC
- Also named a first-team All-American, a unanimous first-team All-ACC pick and Final Four All-Tournament Team member in 2001
- Named National Player of the Year and a consensus first-team All-American in 2002 after averaging 21.3 points, 5.3 assists and 2.2 steals as a junior
- Finished his career with 2,079 points, 644 assists, 313 three-point field goals and 235 steals in three seasons
- Started each of Duke's 108 games from 2000-02
- The No. 2 overall selection in the 2002 NBA Draft by the Chicago Bulls
- Graduated from Duke in just three years
- Currently works as an NBA analyst for ESPN across the network's various platforms

### WILLIAMS' CAREER STATISTICS

Year	G	FG-FGA	Pct	FT-FTA	Pct	Reb-Avg	Pts-Avg
1999-00	34	179-427	.419	61-89	.685	143-4.2	492-14.5
2000-01	39	285-603	.473	139-211	.659	128-3.3	841-21.6
2001-02	35	249-545	.457	140-207	.676	124-3.5	746-21.3
<b>Totals</b>	<b>108</b>	<b>713-1,575</b>	<b>.453</b>	<b>340-507</b>	<b>.671</b>	<b>395-3.7</b>	<b>2,079-19.3</b>



## Sheldon Williams 23

6-9 • 250 • Forest Park, Okla. • Sociology Major

- Averaged 8.2 points, 5.9 rebounds and 1.6 blocks per game as a freshman in 2003, earning ACC All-Freshman honorable mention honors
- Saw his numbers grow to 12.6 points, 8.5 rebounds and 3.0 blocks as a sophomore in 2004 as he helped guide Duke to the Final Four
- Collected numerous All-America honors and second-team All-ACC accolades as a sophomore
- As a junior, became the first player on a Mike Krzyzewski-coached team to average a double-double, posting marks of 15.5 points and 11.2 rebounds
- Set a Duke single-season record with 122 blocks while earning All-America honors and claiming the National Defensive Player of the Year award in 2005
- Captured National Defensive Player of the Year honors for the second year in a row as a senior in 2006, averaging 18.8 points, 10.7 rebounds and 3.8 blocks per game in a consensus first-team All-America season
- Owns Duke career records for rebounds (796) and blocks (422)
- Was the first player in NCAA history to register 1,750 points, 1,250 rebounds, 400 blocks and 150 steals in his career
- The fifth overall pick in the 2006 NBA Draft by the Atlanta Hawks
- Played six years in the NBA and currently is an assistant coach in the G League for the Atlanta Hawks

### WILLIAMS' CAREER STATISTICS

Year	G	FG-FGA	Pct	FT-FTA	Pct	Reb-Avg	Pts-Avg
2002-03	33	95-184	.516	80-128	.625	195-5.9	270-8.2
2003-04	37	164-280	.586	138-200	.690	314-8.5	468-12.6
2004-05	33	191-328	.582	131-198	.662	369-11.2	513-15.5
2005-06	36	237-410	.578	201-270	.744	384-10.7	677-18.8
<b>Totals</b>	<b>139</b>	<b>687-1,202</b>	<b>.572</b>	<b>550-796</b>	<b>.691</b>	<b>1,262-9.1</b>	<b>1,928-13.9</b>

**All-Time Jersey Numbers**

<b>0</b>	<b>Wendell Moore Jr.</b> Jayson Tatum Austin Rivers		Kyle Singler Jordan Davidson Andre Sweet Steve Wojciechowski Thomas Hill David Henderson Vince Taylor Tate Armstrong Richie O'Connor Tony Barone Frank Harscher Jack Boyd Bob Thuemmel Don Cashman Bill Martin Scotty York	Larry Saunders Dave Golden Denny Ferguson Jack Mullen Larry Bateman Dick Rosenthal Bernie Janicki Jim Kulpan Buck Cheek Bill Fleming Pat Lyons	<b>25</b>	Thomas Hill Greg Wendt Mark Crow Gary Melchionni Art Heyman ▲ Bob Wayand Joe Marcovechio Don Sims Jake Tarr Charlie Driesell C.B. Johnson Bob Strauss	Carmen Wallace Crawford Palmer Dave Colonna Bill Jackson Loel Payne Jim Spanarkel Bob Cook Judge Carr Tim Teer Buzzy Harrison Fred Cox Doug Kistler Jack Kalbfus Fred Shabel Rod Boyce	<b>44</b>	Cherokee Parks Phil Henderson Todd Anderson Scott Goetsch Pete Kramer Jeff Mullins▲ Doug Ausbon Richard Gilbert Ray Spuhler		
<b>1</b>	<b>Jalen Johnson</b> Vernon Carey Jr. Zion Williamson Trevon Duval Harry Giles Jabari Parker Kyrie Irving								<b>45</b>	<b>Keenan Worthington</b> Nick Pagliuca Joe Pagliuca Eric Boatenn Joe Pagliuca Mark Causey Clay Buckley Dan Meagher Ted Mann Jr. Sammy Rothbaum Eddie Shokes Charles Kunkle	
<b>2</b>	<b>DJ Steward</b> Cassius Stanley Cam Reddish Gary Trent, Jr. Chase Jeter Quinn Cook Nolan Smith Josh McRoberts Luol Deng Andre Buckner	<b>13</b>	<b>Joey Baker</b> Matt Jones Michael Gbinije Olek Czyz Nick Sutton Lee Melchionni Andy Means J.D. Simpson Taymon Domzalski Joe Cook Brent Kitching Don Miller Tony Buhowsky Herky Lamley	<b>21</b>	<b>Matthew Hurt</b> Amile Jefferson Miles Plumlee DeMarcus Nelson Chris Duhon Trajan Langdon Antonio Lang Robert Brickey Jay Bilas Gordon Whitted Bob Bender Kenny Young Jeff Burdette Dick DeVenzio Stuart McKaig Roger Hamilton Howard Hurt Ed Bryson Rudy Lacy John Engberg Harold Hibbitts Wes Skibsted	<b>30</b>	<b>Michael Savarino</b> Antonio Vrankovic Semi Ojeleye Seth Curry Jon Scheyer Joe Pagliuca Reggie Love Dahntay Jones Andy Borman J.D. Simpson Tony Moore Alaa Abdelnaby Jim Suddath Rob Hardy Rick Mainwaring William Hannon Robby West Buzzy Harrison John Frye Bobby Joe Harris Joe Belmont	<b>35</b>	Marvin Bagley III Danny Ferry ▲ Cameron Hall Phil McLeod Stu Yarbrough Phil Allen Buzz Mewhort George Barrett Ronnie Mayer	<b>50</b>	Justin Robinson Tom Novick Michael Thompson Corey Maggette Rey Essex Alan Shaw Glen Smiley Wes Skibsted Bob Gantt Jim Bowman Albert Herrick
<b>3</b>	<b>Jeremy Roach</b> Tre Jones Grayson Allen Tyler Thornton Greg Paulus Nick Horvath Justin Caldebeck Ricky Price Marty Clark Phil Henderson	<b>14</b>	<b>Jordan Goldwire</b> Brandon Ingram Rasheed Sulaimon David McClure Nate James Kenney Brown Quin Snyder Vince Crump Chip Engelland Rob Hardy Willie Hodge Bill Zimmer Scott Williamson Jerry Robertson Don Tobin Kes Deimling Ceep Youmans	<b>22</b>	<b>Jason Williams ▲</b> Jay Heaps Greg KoubeK Andy Berndt Tom Emma John Harrell Paul Fox Rick Katherman Rob Wendelin Bob Riedy Jay Buckley Bill Watson Bobby Joe Harris Tom Blackburn Marv Decker Dayton Allen Scotty York			<b>40</b>	Marshall Plumlee Griffin Tormey Ross Perkins Andy Borman Taymon Domzalski Weldon Williams Neil Chinnault Steve Litz Joe Kennedy Tom Gebbie Jay Beal Bucky Allen Sammy Rothbaum Wright Hollingsworth Cedric Loftis John Heath	<b>51</b>	<b>Mike Buckmire</b> David Mayer Steve Johnson Patrick Johnson Martin Nessley Dave Elmer Cy Valasek Ken Podger
<b>4</b>	J.J. Redick ▲ Carlos Boozer Roshawn McLeod Kenny Blakeney Tommy Amaker Bernard Pergram				<b>31</b>	<b>Shane Battier ▲</b> Justin Caldebeck Stan Brunson Kevin Strickland Mike Tissaw Randy Denton Tim Kolodziej Hack Tison Doug Albright Hayes Clement Bill Reigel Bill Fleming Jack Lasseter	<b>41</b>	Jack White Jordan Davidson Patrick Davidson Matt Christensen Jon Goodman Allen Williams Ray Kuhlmeier Doug Kistler Tom Peters Irving Gray Kenny Turner Bill Parsons	<b>52</b>	Todd Zafirovski Erik Meek Steve Vandenberg Terry Murray Bob Moyer Tom Wallingford Eugene Bledsoe Bob Wood	
<b>5</b>	<b>Jaemyn Brakefield</b> R.J. Barrett Jordan Tucker Luke Kennard Tyus Jones Rodney Hood Mason Plumlee Martynas Pocius Daniel Ewing Ryan Caldebeck William Avery Jeff Capel Ron Burt Billy McCaffrey Larry Ashley Bob Duff	<b>15</b>	<b>Mark Williams</b> Alex O'Connell Frank Jackson Jahlil Okafor Josh Hairston Gerald Henderson Sean Dockery Andre Buckner Ryan Caldebeck Todd Singleton Bruce Bell Pat Doughty Bob Riedy Burton Fitts Fred Kast Paul Schmidt Jim Rogers Rudy D'Emilio John Engberg Bill Armour	<b>23</b>	<b>Shelden Williams ▲</b> Chris Carrawell Brian Davis Richard Ford Larry Linney Steve Gray Bill Suk C.B. Claiborne Dick Warren Elliott McBride Ray Cox Carroll Youngkin Don Miller Marty Doherty Dick Latimer Buck Simmons	<b>32</b>	<b>Christian Laettner ▲</b> Mark Alarie Geoff Northrup Ron Righter Brad Evans Jim Liccardo Merrill Morgan Bob Lakata Charlie Driesell Carl Glasgow Lloyd Caudle	<b>42</b>	Sean Kelly Lance Thomas Shavlik Randolph Reggie Love Elton Brand Joey Beard George Burgin Ned Franke Bob Fleischer Don Blackman Mike Lewis Fred Cox Hal Turner Garland Loftis Bill Flentye Billy Huiskamp	<b>53</b>	Brennan Besser Casey Peters Andy Means George Moses Chris Redding Fred Lind Glenn Price Ace Parker
<b>10</b>	Dick Groat ▲ Doug Ausbon				<b>33</b>	<b>Grant Hill ▲</b> John Smith Jay Bryan Kenny Dennard Randy Abernathy Doug Jackson Steve Vacendak Bob Jamieson Larry Bateman Jim Newcome Junior Morgan Dick Crowder	<b>43</b>	Mike Gminski ▲ Terry Chili John Posen Bill Ulrich Ed Koffenberger Harry Harner Bill Mock	<b>54</b>	Christian Ast Warren Chapman Clyde Allen Fred Edwards	
<b>11</b>	Bobby Hurley ▲ Doug McNeely Jim Corrigan Rick Gomez Edgar Burch Zeno Edwards Bob Verga Fred Schmidt Johnny Morris Bob Vernon Don Cashman Dick Brewer Tom Peters Bill Downing Dave Scarborough	<b>20</b>	Marques Bolden Semi Ojeleye Andre Dawkins Elliot Williams Taylor King Casey Sanders D. Bryant Mike Chappell Chris Collins Gene Banks Dave O'Connell	<b>24</b>	<b>Johnny Dawkins ▲</b> Harold Morrison Kevin Billerman Jeff Dawson Jack Marin John Cantwell Marty Joyce Jim Newcome Tom Blackburn Don Cashman Dick Johnson Peter Johnson Wes Skibsted	<b>34</b>	<b>Henry Coleman III</b> Wendell Carter, Jr. Sean Obi Andre Dawkins Ryan Kelly Jamal Boykin Mike Dunleavy Chris Burgess		<b>55</b>	Brian Zoubek Greg Newton Billy King Allen Williams Ron Herbster Chuck Holley	
<b>12</b>	<b>Patrick Tapé</b> Javin DeLaurier Derryck Thornton Justise Winslow Alex Murphy								▲ Number retired		

▲ Number retired



# 2020-21 DUKE MEN'S BASKETBALL

## Lettermen

### - A -

Abdelnaby, Alaa	1987-90
Alarie, Mark	1983-86
Albert, Roy	1932
Albright, Doug	1959-61
Allen, Bucky	1956-58
Allen, Dayton	1950-51
Allen, Grayson	2015-18
Allen, J. Clyde	1940, 42
Allen, Phil	1964-66
Amaker, Tommy	1984-87
Anderson, Todd	1982-85
Armstrong, Tate	1974-77
Ashley, Larry	1950
Ast, Christian	1991-92
Ausbon, Doug	1946-48
Avery, William	1998-99

### - B -

Bagley III, Marvin	2018
Bailey, William F.	1944
<b>Baker, Joey</b>	<b>2019-pres</b>
Balitsaris, George	1944
Banks, Eugene	1978-81
Barone, Tony	1966-68
Barrett, George	1958-59
Barrett, R.J.	2019
Bateman, Larry	1958-60
Battier, Shane	1998-01
Beal, Jay	1959-61
Beall, Curtis	1944
Beard, Joey	1994
Bell, Bruce	1976-78
Bell, Sam	1933-35
Belmont, Joe	1953-56
Bender, Bob	1978-80
Bennett, C.G.	1926-28
Bergman, Russell	1937-39
Berndt, Andy	1987
Besser, Brennan	2016-19
Bilas, Jay	1983-86
Billerman, Kevin	1973-75
Blackman, Don	1970
Blakeney, Kenny	1992-95
Bledsoe, Gene	1944
Boateng, Eric	2006
Bolden, Marques	2017-19
Boozer, Carlos	2000-02
Borman, Andy	2000-02, 2004
Bowman, James	1940
Boyd, Jack	1958-59
Boykin, Jamal	2006
<b>Brakefield, Jaemyn</b>	<b>2021-pre</b>
Brand, Elton	1998-99
Brand, Joe	1945
Brickey, Robert	1987-90
Brown, Kenney	1993
Brown, Ray	1941
Brummer, George	1945
Brunson, Stan	1993-96
Bryan, Jay	1982-85
Bryant, D.	1999
Bryson, Ed	1957
Buckley, Clay	1988-91
Buckley, Dan	1945
Buckley, Jay	1962-64
<b>Buckmire, Mike</b>	<b>2018-pres</b>
Buckner, Andre	2000-03
Buhowsky, Tony	1956
Bullock, E.J.	1926
Burch, Edgar	1974
Burdette, Jeff	1972-74

Burgess, Chris	1998-99
Burgin, George	1987-89
Burt, Ron	1992
Butler, M.W.	1926-27

### - C -

Caldbeck, Justin	1997, 99
Caldbeck, Ryan	1999-01
Candler, Coke	1927-29
Cantwell, John	1960-61
Capel, Jeff	1994-97
Capelli	1931
Carey Jr., Vernon	2020
Carrawell, Chris	1997-00
Carter, Pete	1931-32
Carter Jr., Wendell	2018
Carver, Gordon	1943-45
Cashman, Don	1956
Causey, Mark	2002
Chapman, Warren	1966-67, 69
Chappell, Mike	1997-98
Cheek, Herbert	1935-37
Cheek, James	1946
Chili, Terry	1973-76
Chinault, Neil	1973-74
Christensen, Matt	1996, 2000-02
Claiborne, C.B.	1967-69
Clark, D.	1933
Clark, Marty	1991-94
Clark, Robert	1942
Clement, Hayes	1957-58
<b>Coleman III, Henry</b>	<b>2021-pres</b>
Coleman, Jack	1943
Colley, Nelson	1931-32
Collins, Ben	1947-49
Collins, Chris	1993-96
Colonna, Dave	1987
Connelly, Tom	1939-41
Cook, Bob	1973-74
Cook, Joe	1988, 90
Cook, Quinn	2012-2015
Cordell, Thomas	1946
Corrigan, Jim	1980
Councilor, Harry	1928-30
Cowdrick, Tom	1941
Cox, Ray	1962-64
Crosen, Joe	1929-31
Crow, Mark	1974-77
Crowder, Dick	1950-52
Crowder, John	1945
Crump, Vince	1984
Curry, Seth	2010-13
Czyz, Olek	2009

### - D -

Davidson, Patrick	2004-05
Davidson, Jordan	2006-10
Davis, Brian	1989-92
Davis, William	1935
Dawkins, Andre	2010-12, 2013
Dawkins, Johnny	1983-86
Dawson, Jeff	1971
Decker, Marvin	1953-54
Deimling, Kes	1951-52
DeLaurier, Javin	2017-20
D'Emilio, Rudy	1952-54
Deng, Luol	2004
Dennard, Kenny	1978-81
Denton, Randy	1969-71
DeVenzio, Dick	1969-71
Dockery, Sean	2003-06
Doherty, Marty	1954-55



Chris Duhon

Domzalski, Taymon	1996-99
Doughty, Pat	1970-72
Driesell, Charles	1953-54
Duff, Bob	1948
Duhon, Chris	2001-04
Dunleavy, Mike	2000-02
Duval, Trevon	2018

### - E -

Edwards, Fred	1936-38
Edwards, Zeno III	1972
Emma, Tom	1980-83
Engelland, Chip	1980-83
Essex, Rey	1987
Evans, Brad	1969-70
Ewing, Daniel	2002-05

### - F -

Farley, Roland	1928-30
Ferguson, Dennis	1963-65
Ferguson, James	1934
Ferry, Danny	1986-89
Fleischer, Bob	1972-74, 75
Fleming, Bill	1950-52
Flentye, William	1940
Ford, Richard	1982-84
Fox, Paul	1973-76
Franke, Ned	1982
Frye, John	1959-61

### - G -

Gantt, Robert	1942-44
Garber	1930
Gbinije, Michael	2012
Gilbert, Richard	1943-44
Giles, Harry	2017

Glasgow, Carl	1952
Gmski, Mike	1977-80
Godfrey, George	1948
Goetsch, Scott	1976-79
Golden, Dave	1967-69
<b>Goldwire, Jordan</b>	<b>2018-pres</b>
Gomez, Rick	1975-76
Goodman, Jon	1987
Gordon, Richard	1946-49
Gray, Irving	1946
Gray, Steve	1976-79
Green, Ted	1945
Groat, Dick	1950-52

### - H -

Hairston, Josh	2011-14
Hall, Cameron	1977
Hardy, Rob	1977-79
Harner, Harry	1944
Harrell, John	1978-79
Harris, Bobby Joe	1956-58
Harrison, Buzzy	1962-64
Harscher, Frank	1964
Hartley, Howard	1944
Hartness, W.R.	1926
Hayes, C.	1933
Heaps, Jay	1996-99
Henderson, David	1983-86
Henderson, Gerald	2007-09
Henderson, Phil	1987-90
Hendrickson, Evan	1938
Hendrickson, Horace	1934
Herbster, Ron	1963-65
Herrick, Albert	1935-37
Heyman, Art	1961-63
Hibbitts, Harold	1949
Hill, Grant	1991-94

Hill, Thomas	1990-93
Hobgood, Langhorne	1938
Hodge, Willie	1973-76
Hoffman, John	1936-38
Holley, Charles	1939-41
Hollingsworth, Wright	1944
Hood, Rodney	2013-14
Horne, O.W.	1931-33
Horvath, Nick	2000-04
Hubbell, David	1942-43
Hughes, Thomas	1948-49
Huiskamp, William	1935-36
Hurley, Bobby	1990-93
Hurt, Howard	1959-61
<b>Hurt, Matthew</b>	<b>2020-pres</b>
Hyde, Henry	1944

### - I -

Ingram, Brandon	2016
Irving, Kyrie	2011

### - J -

Jackman, Bill	1983
Jackson, Doug	1968, 70
Jackson, Frank	2017
James, Nate	1997, 99-01
Jamieson, Bob	1962-63
Janicki, Bernie	1952-54
Jankoski, John	1928-29
Jefferson, Amile	2013-17
Jeter, Chase	2016-17
Johnson, Dick	1951-52
<b>Johnson, Jalen</b>	<b>2021-pres</b>
Johnson, Patrick	2003-06
Johnson, Steve	2007-10
Jones, Dahntay	2001-03
Jones, Matt	2014-17
Jones, Tre	2019-20
Jones, Tyus	2015
Joyce, Marty	1958-59

### - K -

Kalbfus, Jack	1955
Kast, Fred	1959-60, 62
Katherman, Rick	1969-71
Kelly, D.L.	1926-28
Kelly, Ryan	2010-13
Kelly, Sean	2015
Kennard, Luke	2016-17
Kennedy, Joe	1966-68
King, Billy	1985-88
King, Taylor	2008
Kistler, Doug	1959-61
Kitching, Brent	1963-65
Koffenberger, Ed	1945-47
Kolodziej, Tim	1966-68
Koubek, Greg	1988-91
Kramer, Pete	1973-75
Kuhlmeier, Ray	1968-70
Kulpan, Jim	1950-51
Kunkle, Charles	1934-36

### - L -

Lacy, Rudy	1952-54
Laettner, Christian	1989-92
Lakata, Bob	1955-56
Lamley, Herky	1953, 55
Lang, Antonio	1991-94
Langdon, Trajan	1995, 97-99
Latimer, Dick	1951-52
Lewis, Cliff	1945
Lewis, Henry	1932-33

**Lettermen**

Lewis, Mike	1966-68
Liccardo, Jim	1966-67
Lind, Fred	1968-69
Linney, Larry	1980-81
Litz, Steve	1970-71
Loftis, Cedric	1942-43
Loftis, Garland	1942-43, 47
Love, Reggie	2001-02, 05
Lyons, Pat	1948

**- M -**

Maggette, Corey	1999
Mainwaring, Rick	1977
Mann, Ted Jr.	1963-64
Marin, Jack	1964-66
Martin, William	1947-49
May, Reynolds	1934-35
Mayer, David	2011
Mayer, Ronnie	1953-56
McCaffrey, Bill	1990-91
McCahan, William G.	1940-42
McClure, David	2005-09
McGillicuddy, Cornelius, Jr.	1934
McGrane, Arthur	1943
McKaig, Stuart	1965-67
McLeod, Roshown	1997-98
McNeely, Doug	1981-82, 84
McRoberts, Josh	2006-07
Meagher, Dan	1982-85
Means, Andy	2002-04
Meek, Erik	1992-95
Melchionni, Gary	1971-73
Melchionni, Lee	2003-06
Metzler, Robert	1944
Mewhort, Buzzy	1960-62
Miller, Alex	1943
Miller, Don	1957
Minor, John	1938-39
Mock, William	1940-41
Moore, Tony	1993-95
<b>Moore Jr., Wendell</b>	<b>2020-pres</b>
Morgan, Junior	1954-56
Morgan, Merrill	1959-60
Morris, John	1959
Morrison, Harold	1976-79
Moses, George	1976
Moss, P.E.	1926
Moyer, Bob	1941
Mullen, Jack	1960, 62
Mullins, Jeff	1962-64
Murphy, Alex	2012-13

**- N -**

Naktenis, Peter	1935
Nelson, DeMarcus	2005-08
Nessley, Martin	1984-87
Newcome, Jim	1956-58
Newton, Greg	1994-97
Northrop, Geoff	1977
Novick, Tom	2005

**- O -**

Obi, Sean	2016-17
O'Connell, Alex	2018-20
O'Connell, Dave	1973-74, 76
O'Connor, Richard	1971
Ojeleye, Semi	2014
Okafor, Jahlil	2015
O'Mara, Robert	1937-39

**- P -**

Pagliuca, Joe	2004-07
Pagliuca, Nick	2014-17
Palmer, Crawford	1989-91
Parker, Clarence	1936
Parker, Jabari	2014
Parks, Cherokee	1992-95
Parsons, William	1939-40
Paulus, Greg	2006-09
Pergerm, Ernest	1949
Perkins, Ross	2005-06
Peters, Casey	2010-11
Plumlee, Marshall	2012-16
Plumlee, Mason	2010-13
Plumlee, Miles	2009-12
Pocius, Martynas	2006-09
Podger, Ken	1935-37
Polack, Ernest	1934-35
Pope, Warren	1946
Posen, John	1968-70
Price, Glenn	1939-41
Price, Ricky	1995-98

**- R -**

Ragens, W.S.	1928
Randolph, Shavlik	2003-05
Redding, Chris	1972-74
Reddish, Cam	2019
Redick, J.J.	2003-06
Reigel, Bill	1953
Riedy, Bob	1965-67
Righter, Ron	1972
Riley, Joe	1935-37

Rivers, Austin	2012
<b>Roach, Jeremy</b>	<b>2021-pres</b>
Robb, Spencer	1938
Robert, Shaw	1931
Robertson, Jerry	1957-59
Robinson, Jack	1946
Robinson, Justin	2016-20
Roellke, Bob	1945
Rogers, George	1929-31
Rothbaum, Samuel	1941-42, 47
Rowe, Sam	1927

**- S -**

Sanders, Casey	2000-03
Sapp, Bill	1945
Sapp, Carl	1947-49
Saunders, Larry	1970-71
<b>Savarino, Michael</b>	<b>2020-pres</b>
Scarborough, David	1949-50
Scheyer, Jon	2007-10
Schmidt, Fred	1961-63
Schmidt, Paul	1956-58
Seward, John	1942-47
Shabel, Fred	1953-54
Shaw, Alan	1971-73
Shaw, John	1930-32
Shokes, Eddie	1940-41
Simpson, J.D.	1998-01
Singler, Kyle	2008-11
Singleton, Todd	1995-98
Smiley, Glen	1968-70
Smith, John	1986-89
Smith, Nolan	2008-11



**Gary Trent Jr.**

Snyder, Quin	1986-89
Spanarkel, Jim	1976-79
Spuhler, Raymond	1940-42
Stanley, Cassius	2020
Stark, Bill	1942, 48
Steele, John	1945
<b>Steward, DJ</b>	<b>2021-pres</b>
Strickland, Kevin	1985-88
Suddath, Jim	1978-81
Suk, Bill	1973-75
Sulaimon, Rasheed	2013-14
Sutton, Nick	2007
Sweet, Andre	2001
Swindell, Ed	1937-39

**- T -**

<b>Tapé, Patrick</b>	<b>2021-pres</b>
Tatum, Jayson	2017
Taylor, Vince	1979-82
Teer, Tim	1968-70
Thomas, James	1938-39
Thomas, Lance	2007-10
Thompson, Herb	1932-34
Thompson, James	1932-34
Thompson, Michael	2003
Thorne, Robert	1929-30
Thornton, Derryck	2016
Thornton, Tyler	2011-14
Tison, Hack	1963-65
Tissaw, Mike	1980-83
Tobin, Don	1954-55
Tormey, Griffin	2007
Trent Jr., Gary	2018
Turner, Harold	1954-55
Turner, Kenneth	1944

**- U -**

Ulrich, Bill	1962
--------------	------

**- V -**

Vacendak, Steve	1964-66
Valasek, Cy	1939-41
Vandenberg, Steve	1967-69
Van Schoik, Dick	1945
Verga, Bob	1965-67
Vernon, Bob	1957-58
Vrankovic, Antonio	2016-19

**- W -**

Wallace, Carmen	1994-97
Watson, Bill	1957-59
Wayand, Bob	1959
Weaver, C.C.	1926-28
Weaver, Phil	1932-34
Wendelin, Ron	1966-68
Wendt, Greg	1982-83
Wentz, William	1935
Werber, Bill	1928-30
West, Robby	1970-72
White, Jack	2017-20
Whiting, Richard	1946
Williams, Allen	1980-82
Williams, Elliot	2009
Williams, Jason	2000-02
<b>Williams, Mark</b>	<b>2021-pres</b>
Williams, Sheldon	2003-06
Williams, Weldon	1983-86
Williamson, Scott	1962-63
Williamson, Zion	2019
Winkin, John	1941
Winslow, Justise	2015

Wojciechowski, Steve	1995-98
Wood, Robert	1938
<b>Worthington, Keenan</b>	<b>2020-pres</b>
Wright, William	1944

**- Y -**

Yarbrough, Stuart	1970-72
York, Scotty	1949-51
Youmans, Corren	1948-50
Young, Kenny	1975-76
Youngkin, Carroll	1959-61

**- Z -**

Zafirovski, Todd	2010-14
Zimmer, Bill	1965
Zoubek, Brian	2007-10



## Duke In The NBA

A total of 86 former Duke players have appeared on NBA rosters all time. In 2020, Duke had three players selected in the NBA Draft, bringing its total to 67 draftees under Mike Krzyzewski. Duke has had 28 players selected in the NBA Draft Lottery, the most in the nation since the system was put into place in 1985. In 1999, Duke became the first program in the history of the NBA Draft to have four players from the same school selected in the first round. Three of the four – Elton Brand (Chicago), Trajan Langdon (Cleveland) and Corey Maggette (Seattle) – were Lottery picks. In 2002, Jason Williams (2nd overall) and Mike Dunleavy (3rd) became the first college teammates in the history of the NBA Draft to be the first two collegians selected. In 2019, Duke joined Florida as the only college programs in NBA Draft history to have three players selected in the top 10 of a single draft. Overall, 41 Duke players have been selected in the first round of the NBA Draft in the Coach K era.

### NBA CHAMPIONS

Jeff Mullins (Golden State)	1975
Danny Ferry (San Antonio)	2003
Shane Battier (Miami)	2012, 2013
Kyrie Irving (Cleveland)	2016
Dahntay Jones (Cleveland)	2016
Quinn Cook (Golden State)	2018
Quinn Cook (Los Angeles Lakers)	2020

### ALL-NBA TEAM

Grant Hill	1996 (2nd), 1997 (1st), 1998 (2nd), 1999 (2nd), 2000 (2nd)
Elton Brand	2006 (2nd)
Carlos Boozer	2008 (3rd)
Kyrie Irving	2015 (3rd), 2019 (2nd)
Jayson Tatum	2020 (3rd)

### NBA ROOKIE OF THE YEAR

Grant Hill (Co-winner with Jason Kidd)	1995
Elton Brand (Co-winner with Steve Francis)	2000
Kyrie Irving	2012

### NBA MOST IMPROVED PLAYER

Brandon Ingram	2020
----------------	------

### IBM AWARD

Grant Hill	1997
------------	------

### NBA ALL-ROOKIE TEAM

Art Heyman (1st)	1964
Jack Marin (1st)	1967
Christian Laettner (1st)	1993
Grant Hill (1st)	1995
Elton Brand (1st)	2000
Shane Battier (1st)	2002
Carlos Boozer (2nd)	2003
Jason Williams (2nd)	2003
Luol Deng (1st)	2005
Kyrie Irving (1st)	2012
Kyle Singler (2nd)	2013
Mason Plumlee (1st)	2014
Jahlil Okafor (1st)	2016
Justise Winslow (2nd)	2016
Brandon Ingram (2nd)	2017
Jayson Tatum (1st)	2018
Marvin Bagley III (1st)	2019
Zion Williamson (1st)	2020

### NBA ALL-DEFENSIVE TEAM

Shane Battier	2008 (2nd), 2009 (2nd)
Luol Deng	2012 (2nd)

### NBA ALL-STAR GAME SELECTIONS

Jeff Mullins	▲ - selected as MVP 1969, 1970, 1971
Jack Marin	1972, 1973
Grant Hill	1995, 1996, 1997, 1998, 2000, 2005
Christian Laettner	1997
Elton Brand	2002, 2006
Carlos Boozer	2007, 2008
Luol Deng	2012, 2013
Kyrie Irving	2013, ▲2014, 2015, 2017, 2018, 2019
Jayson Tatum	2020
Brandon Ingram	2020

### NBA ALL-STAR GAME MVP

Kyrie Irving	2014
--------------	------

### NBA THREE-POINT SHOOTOUT CHAMPIONS

Kyrie Irving	2013
--------------	------

### NBA RISING STARS GAME SELECTIONS

Elton Brand	▲ - selected as MVP ▲2000, 2001
Shane Battier	2002
Carlos Boozer	2003, 2004
Jason Williams	2003
Mike Dunleavy, Jr.	2004
Luol Deng	2005, 2006
Kyrie Irving	▲2012, 2013
Miles Plumlee	2014
Mason Plumlee	2014, 2015
Jahlil Okafor	2016, 2017
Jabari Parker	2016
Rodney Hood	2016
Brandon Ingram	2017, 2018
Jayson Tatum	2018, 2019
Marvin Bagley III	2019

### NBA SPORTSMANSHIP AWARD

Grant Hill	2005, 2008, 2010
Elton Brand	2006
Luol Deng	2007

### TWYMAN-STOKES TEAMMATE OF THE YEAR

Shane Battier	2014
---------------	------

### J. WALTER KENNEDY CITIZENSHIP AWARD

Luol Deng	2014
-----------	------



**Quinn Cook**



DUKE'S NBA DRAFT PICKS			
Year	Player	Team	Round (Pick)
1947 *	Ed Koffenberg	Philadelphia Warriors	-- (-)
1952	Dick Groat	Fort Wayne Pistons	1st (3)
1954	Rudy D'Emilio	Philadelphia Warriors	5th (39)
1956	Bernie Janicki	Fort Wayne Pistons	7th (58)
	Ronnie Mayer	New York Knicks	4th (-)
	Joe Belmont	Philadelphia Warriors	5th (-)
1958	Junior Morgan	St. Louis Hawks	7th (-)
	Bucky Allen	Philadelphia Warriors	6th (44)
1961	Jim Newcome	Cincinnati Royals	14th (85)
	Doug Kistler	Detroit Pistons	3rd (26)
1963	Howard Hurt	L.A. Lakers	11th (95)
1964	Art Heyman	New York Knicks	1st (1)
1964	Jeff Mullins	St. Louis Hawks	1st (5)
	Jay Buckley	L.A. Lakers	8th (66)
1965	Hack Tison	Boston Celtics	6th (49)
1966	Jack Marin	Baltimore Bullets	1st (5)
	Steve Vacendak	San Francisco Warriors	4th (33)
1967	Bob Verga	St. Louis Hawks	3rd (25)
	Bob Riedy	Baltimore Bullets	6th (56)
1968	Mike Lewis	Boston Celtics	7th (88)
	Joe Kennedy	Seattle Supersonics	10th (122)
1969	Steve Vandenberg	Detroit Pistons	7th (89)
	Fred Lind	Phoenix Suns	11th (142)
1971	Randy Denton	Boston Celtics	5th (61)
	Rick Katherman	San Diego Rockets	8th (126)
	Larry Saunders	Detroit Pistons	10th (177)
	Gary Melchionni	Phoenix Suns	2nd (33)
1975	Bob Fleischer	Buffalo Braves	4th (70)
1976	Willie Hodge	Kansas City Kings	5th (71)
1977	Tate Armstrong	Chicago Bulls	1st (13)
	Mark Crow	New York Nets	6th (111)
1979	Jim Spanarkel	Philadelphia 76ers	1st (16)
	Bob Bender	San Diego Clippers	6th (119)
1980	Mike Gminski	New Jersey Nets	1st (7)
1981	Gene Banks	San Antonio Spurs	2nd (28)
	Kenny Dennard	Kansas City Kings	4th (78)
1982	Vince Taylor	New York Knicks	2nd (34)
1983	Tom Emma	Chicago Bulls	10th (210)
1985	Dan Meagher	Chicago Bulls	6th (126)
1986	Johnny Dawkins	San Antonio Spurs	1st (10)
	Mark Alarie	Denver Nuggets	1st (18)
	David Henderson	Washington Bullets	3rd (58)
	Jay Bilas	Dallas Mavericks	5th (108)
1987	Tommy Amaker	Seattle Supersonics	3rd (55)
	Martin Nessel	L.A. Clippers	6th (116)
1989	Danny Ferry	# L.A. Clippers	1st (2)
1990	Alaa Abdelnaby	Portland Trail Blazers	1st (25)
	Phil Henderson	Dallas Mavericks	2nd (49)
1992	Christian Laettner	Minnesota Timberwolves	1st (3)
	Brian Davis	Phoenix Suns	2nd (48)
1993	Bobby Hurley	Sacramento Kings	1st (7)
	Thomas Hill	Indiana Pacers	2nd (39)
1994	Grant Hill	Detroit Pistons	1st (3)
	Antonio Lang	Phoenix Suns	2nd (29)
1995	Cherokee Parks	Dallas Mavericks	1st (12)
	Erik Meek	Houston Rockets	2nd (41)
1998	Roshown McLeod	Atlanta Hawks	1st (20)
1999	Elton Brand	Chicago Bulls	1st (1)
	Trajan Langdon	Cleveland Cavaliers	1st (11)
	Corey Maggette	# Seattle Supersonics	1st (13)
	William Avery	Minnesota Timberwolves	1st (14)
2000	Chris Carrawell	San Antonio Spurs	2nd (41)
2001	Shane Battier	Memphis Grizzlies	1st (6)
2002	Jason Williams	Chicago Bulls	1st (2)
	Mike Dunleavy	Golden State Warriors	1st (3)
	Carlos Boozer	Cleveland Cavaliers	2nd (35)
2003	Dahntay Jones	# Boston Celtics	1st (20)
2004	Luol Deng	# Phoenix Suns	1st (7)
	Chris Duhon	Chicago Bulls	2nd (38)
2005	Daniel Ewing	L.A. Clippers	2nd (32)
2006	Shelden Williams	Atlanta Hawks	1st (5)
	J.J. Redick	Orlando Magic	1st (11)
2007	Josh McRoberts	Portland Trailblazers	2nd (37)
2009	Gerald Henderson	Charlotte Bobcats	1st (12)

Year	Player	Team	Round (Pick)
2011	Kyrie Irving	Cleveland Cavaliers	1st (1)
	Nolan Smith	Portland Trailblazers	1st (21)
	Kyle Singler	Detroit Pistons	2nd (33)
2012	Austin Rivers	New Orleans Pelicans	1st (10)
	Miles Plumlee	Indiana Pacers	1st (26)
2013	Mason Plumlee	Brooklyn Nets	1st (22)
	Ryan Kelly	L.A. Lakers	2nd (49)
2014	Jabari Parker	Milwaukee Bucks	1st (2)
	Rodney Hood	Utah Jazz	1st (23)
2015	Jahlil Okafor	Philadelphia 76ers	1st (3)
	Justise Winslow	Miami Heat	1st (10)
	Tyus Jones	# Cleveland Cavaliers	1st (24)
2016	Brandon Ingram	Los Angeles Lakers	1st (2)
2017	Jayson Tatum	Boston Celtics	1st (3)
	Luke Kennard	Detroit Pistons	1st (12)
	Harry Giles	# Portland Trailblazers	1st (20)
2018	Frank Jackson	# Charlotte Hornets	2nd (31)
	Marvin Bagley III	Sacramento Kings	1st (2)
	Wendell Carter Jr.	Chicago Bulls	1st (7)
	Grayson Allen	Utah Jazz	1st (21)
	Gary Trent Jr.	# Sacramento Kings	2nd (37)
2019	Zion Williamson	New Orleans Pelicans	1st (1)
	RJ Barrett	New York Knicks	1st (3)
	Cam Reddish	Atlanta Hawks	1st (10)
2020	Vernon Carey Jr.	Charlotte Hornets	2nd (32)
	Tre Jones	San Antonio Spurs	2nd (41)
	Cassius Stanley	Indiana Pacers	2nd (54)

\* 1947 was the inaugural draft of the Basketball Association of America (BAA), which became the National Basketball Association (NBA) in 1950  
# involved in draft-night trade to another franchise

DUKE'S FIRST OVERALL PICKS IN NBA DRAFT		
Player	Team	Year
Art Heyman	New York Knicks	1963
Elton Brand	Chicago Bulls	1999
Kyrie Irving	Cleveland Cavaliers	2011
Zion Williamson	New Orleans Pelicans	2019

MOST OVERALL NO. 1 PICKS BY SCHOOL   ALL-TIME	
1. Duke	4
2. Kentucky	3
3. 17 schools	2

MOST FIRST ROUND PICKS BY SCHOOL (IN THE LOTTERY ERA*)	
1. Kentucky	44
2. Duke	41
3. North Carolina	36
4. Kansas	26
5. Arizona	23
6. UCLA	22
7. Michigan	20
Syracuse	20
9. Connecticut	19
10. Georgia Tech	18

\*The NBA Draft Lottery began in 1985

MOST LOTTERY PICKS BY SCHOOL*	
1. Duke	28
2. Kentucky	26
3. North Carolina	20
4. Kansas	17
5. Arizona	15

\*The NBA Draft Lottery began in 1985

NBA FIRST ROUND PICKS BY ACTIVE COACH	
1. Mike Krzyzewski	41
2. John Calipari	36
3. Roy Williams	33
4. Jim Boeheim	23

# 2020-21 DUKE MEN'S BASKETBALL

## Duke In The NBA

<b>ALAA ABDELNABY</b>	
Portland	1990-92
Milwaukee	1993
Boston	1993-94
Philadelphia	1995
Sacramento	1995
<b>MARK ALARIE</b>	
Denver	1986-87
Washington	1987-92
<b>GRAYSON ALLEN</b>	
Utah	2018-19
Memphis	2019-present
<b>TATE ARMSTRONG</b>	
Chicago	1977-79
<b>WILLIAM AVERY</b>	
Minnesota	1999-02
Philadelphia	2003
<b>MARVIN BAGLEY III</b>	
Sacramento	2018-present
<b>GENE BANKS</b>	
San Antonio	1981-85
Chicago	1985-87
<b>RJ BARRETT</b>	
New York	2019-present
<b>SHANE BATTIER</b>	
Memphis	2001-06
Houston	2006-11
Miami	2011-14
<b>MARQUES BOLDEN</b>	
Cleveland	2020
<b>CARLOS BOOZER</b>	
Cleveland	2002-04
Utah	2004-10
Chicago	2010-14
L.A. Lakers	2014-15
<b>ELTON BRAND</b>	
Chicago	1999-01
L.A. Clippers	2001-08
Philadelphia	2008-12
Dallas	2012-13
Atlanta	2013-15
Philadelphia	2016
<b>VERNON CAREY JR.</b>	
Charlotte	2020-present
<b>WENDELL CARTER JR.</b>	
Chicago	2018-present
<b>QUINN COOK</b>	
Dallas	2017
New Orleans	2017
Atlanta	2017
Golden State	2017-19
L.A. Lakers	2019-20
<b>MARK CROW</b>	
New Jersey	1977-78
<b>SETH CURRY</b>	
Memphis	2013-14
Cleveland	2014
Phoenix	2015
Sacramento	2015-16
Dallas	2016-18
Portland	2018-19
Dallas	2019-20
Philadelphia	2020-present
<b>BRIAN DAVIS</b>	
Minnesota	1993-94
<b>ANDRE DAWKINS</b>	
Miami	2015
<b>JOHNNY DAWKINS</b>	
San Antonio	1986-89
Philadelphia	1989-94
Detroit	1994-95
<b>LUOL DENG</b>	
Chicago	2004-14
Cleveland	2014
Miami	2014-16
L.A. Lakers	2016-18
Minnesota	2018-19
<b>KENNY DENNARD</b>	
Kansas City	1981-83
Denver	1983-84
<b>RANDY DENTON</b>	
Carolina-Memphis	1971-72
Memphis	1972-74
Utah	1974-75
St. Louis	1975-76
Atlanta	1976-77

<b>CHRIS DUHON</b>	
Chicago	2004-08
New York	2008-10
Orlando	2010-12
L.A. Lakers	2012-13
<b>TREVON DUVAL</b>	
Milwaukee	2018-19
<b>MIKE DUNLEAVY</b>	
Golden State	2002-07
Indiana	2007-11
Milwaukee	2011-13
Chicago	2013-16
Cleveland	2016-17
Atlanta	2017
<b>DANIEL EWING</b>	
L.A. Clippers	2005-07
<b>DANNY FERRY</b>	
Cleveland	1990-00
San Antonio	2000-03
<b>BOB GANTT *</b>	
Washington	1946-47
<b>HARRY GILES</b>	
Sacramento	2017-20
Portland	2020-present
<b>MIKE GMINSKI</b>	
New Jersey	1980-87
Philadelphia	1987-90
Charlotte	1990-94
Milwaukee	1994
<b>DICK GROAT</b>	
Fort Wayne	1952-53
<b>DAVID HENDERSON</b>	
Philadelphia	1987-88
<b>GERALD HENDERSON</b>	
Charlotte	2009-15
Portland	2015-16
Philadelphia	2016-17
<b>ART HEYMAN</b>	
New York	1963-65
Cincinnati-Philadelphia	1965-66
New Jersey-Pittsburgh	1967-68
Minnesota	1968-69
Pittsburgh-Miami	1969-70
<b>GRANT HILL</b>	
Detroit	1994-00
Orlando	2000-07
Phoenix	2007-12
L.A. Clippers	2012-13
<b>RODNEY HOOD</b>	
Utah	2014-18
Cleveland	2018-19
Portland	2019-present
<b>BOBBY HURLEY</b>	
Sacramento	1993-98
Vancouver	1998
<b>BRANDON INGRAM</b>	
L.A. Lakers	2016-19
New Orleans	2019-present
<b>KYRIE IRVING</b>	
Cleveland	2011-17
Boston	2017-19
New Jersey/Brooklyn	2019-present
<b>FRANK JACKSON</b>	
New Orleans	2017-present
<b>AMILE JEFFERSON</b>	
Orlando	2019-20
<b>DAHNTAY JONES</b>	
Memphis	2003-07
Sacramento	2008
Denver	2008-09
Indiana	2009-12
Dallas	2012-13
Atlanta	2013
Utah	2014
L.A. Clippers	2015
Cleveland	2016-17
<b>TRE JONES</b>	
San Antonio	2020-present
<b>TYUS JONES</b>	
Minnesota	2015-19
Memphis	2019-present
<b>RYAN KELLY</b>	
L.A. Lakers	2013-16
Atlanta	2017
<b>LUKE KENNARD</b>	
Detroit	2017-20
L.A. Clippers	2020-present

<b>JOE KENNEDY</b>	
Seattle	1968-70
Pittsburgh	1970-71
<b>DOUG KISTLER</b>	
New York	1961-62
<b>CHRISTIAN LAETTNER</b>	
Minnesota	1992-96
Atlanta	1996-98
Detroit	1998-00
Dallas	2000-01
Washington	2001-04
Miami	2004-06
<b>ANTONIO LANG</b>	
Phoenix	1994-95
Cleveland	1995-97
Miami	1997-98
Cleveland	1998-99
Toronto	2000
Philadelphia	2000
<b>TRAJAN LANGDON</b>	
Cleveland	2000-02
<b>MIKE LEWIS</b>	
Indiana-Minnesota	1968-69
Pittsburgh	1969-72
Carolina	1972-74
<b>COREY MAGGETTE</b>	
Orlando	1999-00
L.A. Clippers	2000-08
Golden State	2008-10
Milwaukee	2010-11
Charlotte	2011-12
Detroit	2012-13
San Antonio	2013
<b>JACK MARIN</b>	
Baltimore	1966-72
Houston	1972-74
Buffalo	1974-75
Chicago	1975-77
<b>ROSHOWN MCLEOD</b>	
Atlanta	1998-00
Philadelphia	2000-01
Boston	2002
<b>JOSH McROBERTS</b>	
Portland	2007-08
Indiana	2008-11
L.A. Lakers	2011-12
Orlando	2012-13
Charlotte	2013-14
Miami	2014-17
Dallas	2017-18
<b>GARY MELCHIONI</b>	
Phoenix	1973-75
<b>JEFF MULLINS</b>	
St. Louis	1964-66
San Francisco	1966-71
Golden State	1971-76
<b>DEMARCUS NELSON</b>	
Golden State	2008
Chicago	2009
<b>MARTIN NESSLEY</b>	
L.A. Clippers	1987-88
Sacramento	1988
<b>JAHLIL OKAFOR</b>	
Philadelphia	2015-17
Brooklyn	2017-18
New Orleans	2018-20
Detroit	2020-present
<b>JABARI PARKER</b>	
Milwaukee	2014-18
Chicago	2018-19
Atlanta	2019-20
Sacramento	2020-present
<b>CHEROKEE PARKS</b>	
Dallas	1995-96
Minnesota	1996-98
Vancouver	1998-00
Washington	2000
L.A. Clippers	2000-01
San Antonio	2001-02
L.A. Clippers	2002-03
Golden State	2004
<b>MARSHALL PLUMLEE</b>	
New York	2016-17
Milwaukee	2017-18

<b>MASON PLUMLEE</b>	
Brooklyn	2013-15
Portland	2015-17
Denver	2017-20
Detroit	2020-present
<b>MILES PLUMLEE</b>	
Indiana	2012-13
Phoenix	2013-14
Milwaukee	2015-17
Charlotte	2017
Atlanta	2017-19
<b>SHAVLIK RANDOLPH</b>	
Philadelphia	2005-08
Portland	2008-09
Miami	2009-10
Portland	2010
Boston	2013
Phoenix	2014-15
Boston	2015
<b>CAM REDDISH</b>	
Atlanta	2019-present
<b>J.J. REDICK</b>	
Orlando	2006-13
Milwaukee	2013
L.A. Clippers	2013-17
Philadelphia	2017-19
New Orleans	2019-present
<b>BOB RIEDY</b>	
Houston	1967-68
<b>AUSTIN RIVERS</b>	
New Orleans	2012-15
L.A. Clippers	2015-18
Washington	2018-19
Houston	2019-20
New York	2020-present
<b>KYLE SINGLER</b>	
Detroit	2012-15
Oklahoma City	2015-18
<b>NOLAN SMITH</b>	
Portland	2011-13
<b>JIM SPANARKEL</b>	
Philadelphia	1979-80
Dallas	1980-84
<b>CASSIUS STANLEY</b>	
Indiana	2020-present
<b>JAYSON TATUM</b>	
Boston	2017-present
<b>VINCE TAYLOR</b>	
New York	1982-83
<b>LANCE THOMAS</b>	
New Orleans	2011-14
Oklahoma City	2014-15
New York	2015-19
Brooklyn	2020
<b>GARY TRENT JR.</b>	
Portland	2018-present
<b>STEVE VACENDAK</b>	
Pittsburgh	1967-68
Minnesota	1968-69
Pittsburgh-Minnesota	1969-70
<b>BOB VERGA</b>	
Dallas	1967-68
Denver-New York-Houston	1968-69
Carolina	1969-71
Carolina-Pittsburgh	1971-72
Portland	1973-74
<b>JASON WILLIAMS</b>	
Chicago	2002-03
<b>SHELDEN WILLIAMS</b>	
Atlanta	2006-08
Sacramento	2008-09
Minnesota	2009
Boston	2009-10
Denver	2010-11
New York	2011
New Jersey	2011
<b>ZION WILLIAMSON</b>	
New Orleans	2019-present
<b>JUSTISE WINSLOW</b>	
Miami	2015-19
Memphis	2020-present

\* recognized as Duke's first NBA player

NBA rosters as of November 23, 2020

## International Basketball

The Duke Blue Devils have a long history of success in international basketball competition dating back to 1964 when Jeff Mullins became the first Blue Devil to play for and win a gold medal with the U.S. Olympic basketball team. Since that initial appearance, Duke players and coaches have competed on the international stage more than 200 times. The Blue Devils have accounted for 95 gold medals in international competition through the years, including six from Mike Krzyzewski as a national team head coach.

Mullins, Tate Armstrong (1976), Christian Laettner (1992), Grant Hill (1996), Carlos Boozer (2008) and Kyrie Irving (2016) each have Olympic gold medals, while Krzyzewski was an assistant coach on the 1992 gold medal team and won an unprecedented three gold medals with the 2008, 2012 and 2016 squads. Former Blue Devil standout and assistant coach Johnny Dawkins was an alternate on the 1986 Olympic team and was also a part of the staff for 2008 Olympic team, while former associate head coach Jeff Capel was part of the 2016 Olympic staff.

Krzyzewski was part of 15 medal-winning USA Basketball teams beginning with a gold medal as an assistant coach at the 1979 Pan American Games. He was part of 11 gold medal-winning teams as well as two silver medalist and two bronze medalist programs. Serving as head coach of the U.S. National Team from 2005-16, Krzyzewski led the program to an 88-1 record in international competitions, including a National Team-record streak of 76 consecutive wins to close out his tenure. Coach K became the first coach - man or woman - to lead a country to three Olympic basketball gold medals (and did so consecutively) when the U.S. earned the top spot on the podium in Rio in 2016.

Duke's consistent presence on the international scene is evident by the program having at least one current or former Blue Devil compete on a USA Basketball team every year since 1988.

### OLYMPIC GAMES (10 GOLD MEDALS)

Jeff Mullins (USA)	▲1964
Tate Armstrong (USA)	▲1976
Cameron Hall (Canada)	1976
Dan Meagher (Canada)	1984
Christian Laettner (USA)	▲1992
Mike Krzyzewski (USA - Asst.)	▲1992
Grant Hill (USA)	▲1996
Greg Newton (Canada)	2000
Crawford Palmer (France)	2000
Carlos Boozer (USA)	2004
Carlos Boozer (USA)	▲2008
Mike Krzyzewski (USA - Coach)	▲2008
Luol Deng (Great Britain)	2012
Martynas Pocius (Lithuania)	2012
Mike Krzyzewski (USA - Coach)	▲2012
Kyrie Irving (USA)	▲2016
Mike Krzyzewski (USA - Coach)	▲2016

### FIBA WORLD CUP (5 GOLD MEDALS)

Tommy Amaker (USA)	▲1986
Christian Laettner (USA)	1990
Mike Krzyzewski (USA - Coach)	1990
Trajan Langdon (USA)	1998
Greg Newton (Canada)	1998
Elton Brand (USA)	2002
Jason Williams (USA)	2002
Shane Battier (USA)	2006
Elton Brand (USA)	2006
Mike Krzyzewski (USA - Coach)	2006
Martynas Pocius (Lithuania)	2010
Mike Krzyzewski (USA - Coach)	▲2010
Kyrie Irving (USA)	▲2014
Mike Krzyzewski (USA - Coach)	▲2014
Mason Plumlee (USA)	▲2014
Martynas Pocius (Lithuania)	2014
Mason Plumlee	2019
Jayson Tatum	2019

### FIBA AMERICUP (6 GOLD MEDALS)

Christian Laettner	1989
Christian Laettner	▲1992
Elton Brand	▲1999
Elton Brand	▲2003
Johnny Dawkins (Staff)	▲2007
Mike Krzyzewski (Coach)	▲2007
Marshall Plumlee	▲2017

### FIBA U21 WORLD CHAMPIONSHIP (4 GOLDS)

Cherokee Parks (USA)	▲1993
Carlos Boozer (USA)	▲2001
Chris Duhon (USA)	▲2001
Dahntay Jones (USA)	▲2001
J.J. Redick (USA)	2005

### FIBA AMERICAS U20 CHAMPIONSHIP

Cherokee Parks	1993
Mike Dunleavy	2000
Jason Williams	2000

### FIBA EUROPEAN U20 CHAMPIONSHIP

Alex Murphy (Finland)	2012
-----------------------	------

### FIBA U19 WORLD CUP (10 GOLD MEDALS)

Robert Brickley (USA)	1987
Antonio Lang (USA)	▲1991
Cherokee Parks (USA)	▲1991
Taymon Domzalski (USA)	1995
Trajan Langdon (USA)	1995
Steve Wojciechowski (USA)	1995

J.J. Redick (USA)	2003
Seth Curry (USA)	▲2009
Jahlil Okafor (USA)	▲2013
Rasheed Sulaimon (USA)	▲2013
Justise Winslow (USA)	▲2013
Harry Giles (USA)	▲2015
Jayson Tatum (USA)	▲2015
Jack White (Australia)	▲2015
RJ Barrett (Canada)	▲2017
Cam Reddish (USA)	2017

### FIBA AMERICAS U18 CHAMPIONSHIP (17 GOLDS)

Grant Hill (USA)	▲1990
Ricky Price (USA)	▲1994
Trajan Langdon (USA)	▲1994
Steve Wojciechowski (USA)	▲1994
Taylor King (USA)	▲2006
Kyle Singler (USA)	▲2006
Nolan Smith (USA)	▲2006
Lance Thomas (USA)	▲2006
Ryan Kelly (USA)	2008
Mason Plumlee (USA)	2008
Kyrie Irving (USA)	▲2010
Josh Hairston (USA)	▲2010
Austin Rivers (USA)	▲2010
Rasheed Sulaimon (USA)	▲2012
Tyus Jones (USA)	▲2014
Justise Winslow (USA)	▲2014
Chase Jeter (USA)	▲2014
Luke Kennard (USA)	▲2014
Matthew Hurt (USA)	▲2018

### FIBA U17 WORLD CUP (12 GOLD MEDALS)

Quinn Cook (USA)	▲2010
Jabari Parker (USA)	▲2012
Tyus Jones (USA)	▲2012
Jahlil Okafor (USA)	▲2012
Justise Winslow (USA)	▲2012
Harry Giles (USA)	▲2014
Jayson Tatum (USA)	▲2014
Jack White (Australia)	2016
Wendell Carter Jr. (USA)	▲2016
Gary Trent Jr. (USA)	▲2016
Vernon Carey Jr. (USA)	▲2018
Wendell Moore Jr. (USA)	▲2018
Jeremy Roach (USA)	▲2018

### FIBA AMERICAS U16 CHAMPIONSHIP (12 GOLDS)

Quinn Cook (USA)	▲2009
Tyus Jones (USA)	▲2011
Jahlil Okafor (USA)	▲2011
Jabari Parker (USA)	▲2011
Harry Giles (USA)	▲2013
Jayson Tatum (USA)	▲2013
Wendell Carter, Jr. (USA)	▲2015
Gary Trent, Jr. (USA)	▲2015
Tre Jones (USA)	▲2015
Vernon Carey Jr. (USA)	▲2017
Wendell Moore Jr. (USA)	▲2017
Jeremy Roach (USA)	▲2017

### FIBA U16 OCEANIA CHAMPIONSHIP (1 GOLD)

Jack White (Australia)	▲2013
------------------------	-------

### GOODWILL GAMES (3 GOLD MEDALS)

Tommy Amaker (USA)	▲1986
Bobby Hurley (USA)	1990
Christian Laettner (USA)	1990
Mike Krzyzewski (USA - Coach)	1990
Cherokee Parks (USA)	1994
Elton Brand (USA)	▲1998
Shane Battier (USA)	▲2001

### WORLD UNIVERSITY GAMES (4 GOLD MEDALS)

Johnny Dawkins (USA)	1983
Danny Ferry (USA)	1987
Billy King (USA)	1987
Mike Krzyzewski (USA - Coach)	1987
Bobby Hurley (USA)	▲1991
Antonio Lang (USA)	▲1993
Chris Carrawell (USA)	▲1999
Shelden Williams (USA)	▲2005
Jack White (Australia)	2019

### WORLD YOUTH GAMES

Nick Horvath (USA)	1998
--------------------	------

### PAN AMERICAN GAMES (1 GOLD MEDAL)

Dan Meagher (Canada)	▲1983
Christian Laettner (USA)	1991
Grant Hill (USA)	1991
Thomas Hill (USA)	1991
Brian Davis (USA)	1995
Lance Thomas (USA)	2011

### R. WILLIAM JONES CUP (1 GOLD MEDAL)

Tommy Amaker (USA)	1985
Jay Bilas (USA)	1985
Danny Ferry (USA)	▲1986

### YURI GAGARIN CUP

Gene Banks (USA)	1978
------------------	------

### NIKE HOOP SUMMIT

William Avery (USA)	1997
Shane Battier (USA)	1997
Elton Brand (USA)	1997
Chris Burgess (USA)	1997
Mike Dunleavy (USA)	1999
Casey Sanders (USA)	1999
Jason Williams (USA)	1999
Chris Duhon (USA)	2000
Greg Paulus (USA)	2005
Martynas Pocius (Lithuania)	2005
Gerald Henderson (USA)	2006
Jon Scheyer (USA)	2006
Kyle Singler (USA)	2007
Nolan Smith (USA)	2007
Mason Plumlee (USA)	2009
Kyrie Irving (USA)	2010
Quinn Cook (USA)	2011
Austin Rivers (USA)	2011
Rasheed Sulaimon (USA)	2012
Jabari Parker (USA)	2013
Tyus Jones (USA)	2014
Jahlil Okafor (USA)	2014
Justise Winslow (USA)	2014
Brandon Ingram (USA)	2015
Luke Kennard (USA)	2015
Chase Jeter (USA)	2015
Marques Bolden (USA)	2016
Harry Giles (USA)	2016
Frank Jackson (USA)	2016
Jayson Tatum (USA)	2016

Wendell Carter, Jr. (USA)	2017
Trevon Duval (USA)	2017
Gary Trent, Jr. (USA)	2017
RJ Barrett (Canada)	2018
Tre Jones (USA)	2018
Cam Reddish (USA)	2018
Zion Williamson (USA)	2018
Vernon Carey Jr. (USA)	2019
Matthew Hurt (USA)	2019
Wendell Moore Jr. (USA)	2019
Jeremy Roach (USA)	2020

### USA YOUTH DEVELOPMENT FESTIVAL

Nick Horvath	1998
Reggie Love	1998
Chris Duhon	1999
J.J. Redick	2000
Sean Dockery	2001
J.J. Redick	2001
Michael Thompson	2001
Shelden Williams	2001
David McClure	2003
DeMarcus Nelson	2003
Gerald Henderson	2004
Josh McRoberts	2004
Greg Paulus	2004
Brian Zoubek	2004
Gerald Henderson	2005
Kyle Singler	2005
Jon Scheyer	2005
Lance Thomas	2005

### U.S. OLYMPIC FESTIVAL

Johnny Dawkins (East)	1981
Mark Alarie (West)	1982
Johnny Dawkins (East)	1982
David Henderson (South)	1983
Danny Ferry (East)	1985
Quin Snyder (East)	1985
Quin Snyder (South)	1986
Greg Koubek (East)	1987
Bobby Hurley (East)	1989
Bill McCaffrey (East)	1989
Crawford Palmer (South)	1989
Thomas Hill (South)	1990
Antonio Lang (South)	1990
Cherokee Parks (West)	1991
Joey Beard (East)	1993
Jeff Capel (South)	1993
Chris Collins (South)	1993
Ricky Price (West)	1995

▲ Gold Medal

## USA BASKETBALL AWARDS

### NATIONAL COACH OF THE YEAR

Mike Krzyzewski	2006, 2007, 2008, 2010, 2012, 2014, 2016
-----------------	---

### MALE ATHLETE OF THE YEAR

Christian Laettner	1991
Elton Brand	1998
Chris Duhon	2001
Shelden Williams	2005
Jabari Parker	2011
Kyrie Irving	2014



## USA Men's National Team - 2005-16

With the USA Men's Senior National Team in a tailspin following a sixth-place finish at the 2002 World Championships and bronze medal showing at the 2004 Greece Olympics, USA Basketball chairman Jerry Colangelo tabbed Mike Krzyzewski to lead the resurrection of the program on Oct. 26, 2005. Over the next seven international events, spanning more than a decade, Coach K and Team USA amassed an extraordinary 88-1 record en route to winning gold medals at the 2007 FIBA Americas Championship, 2008 Beijing Olympics, 2010 FIBA World Championship, 2012 London Olympics, 2014 FIBA World Cup and 2016 Rio Olympics, as well as a bronze medal at the 2006 FIBA World Championship.

Krzyzewski and Team USA suffered their only loss together in the 2006 FIBA World Championship in the semifinals against Greece. The program responded by winning Krzyzewski's last 76 games to re-establish the U.S. as the preeminent basketball power in the world.

The 2016 Rio Olympics marked Krzyzewski's last event as head coach of the U.S. National Team, and a group that consisted of 10 first-time Olympians who sent Coach K out with a flourish.

When the USA defeated Serbia, 96-66, in the Rio gold medal game on Aug. 21, 2016, Krzyzewski became the first coach – man or woman – to lead a country to three Olympic basketball gold medals. Coach K did so in three consecutive Olympics, giving him a perfect 24-0 record in the Games as the U.S. head coach. During his time in the USA Basketball program, Krzyzewski was part of five Olympic coaching staffs, helping his country to five gold medals and a 40-0 mark in Olympic competition.

The road through Rio was not easy for Krzyzewski and his staff. In fact, some called it perhaps the most satisfying of his three Olympic titles because his squad was relatively inexperienced on the international stage. In the end, the U.S. averaged 100.9 points per game, outscored opponents by an average of 22.5 points and forced teams into an average of 16.6 turnovers en route to posting a perfect 8-0 record.

"He is a legendary coach. I love playing for him and talking to him on off days and before practice. I have been blessed in coming straight out of high school to have a college coach and be able to play for him since '05. It means a lot to me and I have been humbled by it."

– LEBRON JAMES

"[Coach K] is successful because he understands his audience and he understands how to adapt. He is a great communicator, he is very passionate about the game and he cares about the guys."

– KOBE BRYANT

"Coach K has the same thing that makes all of us players great -- the ability to be confident, but not arrogant. There is not much difference in him than any of us players. In 2006, I was just a year removed from the ACC and I had all the reasons to not like him and now I absolutely love him. He is just such a great guy and a great family man. He is somebody that you can trust and somebody that I'd go to battle with any day."

– CHRIS PAUL

"Coach K just knows the game and he is a great motivator. He holds everybody to a certain standard. Everything is about family and team. I have learned a lot over the past few years while playing for him."

– KEVIN DURANT

"The amount of respect that he commands and the amount of respect the guys have for him is great. Whether on the college level or the pro level, he is obviously one of the best coaches, so having him here and knowing his knowledge of the game, the way he relates to pro players it makes it easy. It makes it seamless."

– BLAKE GRIFFIN

"I have so much respect for him as a human being, as a father, as a leader, as a coach, it doesn't get any better than that."

– JERRY COLANGELO



## **RECORDS**

---

<b>Career Records</b>	<b>112-115</b>
<b>Season Records</b>	<b>116-118</b>
<b>Attendance Records</b>	<b>119</b>
<b>Game Records</b>	<b>120-121</b>
<b>Freshman Records</b>	<b>122-125</b>
<b>Team Records</b>	<b>126-129</b>
<b>Cameron Indoor Records</b>	<b>130-133</b>
<b>100-Point Games</b>	<b>134-135</b>
<b>Overtime Games</b>	<b>136</b>
<b>Opponent Records</b>	<b>137</b>
<b>Yearly Statistics</b>	<b>138-146</b>
<b>Annual Statistics Leaders</b>	<b>147-150</b>
<b>Coaching Records</b>	<b>151</b>
<b>All-Time Player Statistics</b>	<b>152-157</b>
<b>1,000-Point Scorers</b>	<b>158-160</b>



Career Records

POINTS		
Rk	Name, Years	Pts
1.	J.J. Redick, 2003-06 <sup>[2]</sup>	2,769
2.	Johnny Dawkins, 1983-86 <sup>[4]</sup>	2,556
3.	Christian Laettner, 1989-92 <sup>[7]</sup>	2,460
4.	Kyle Singler, 2008-11 <sup>[8]</sup>	2,392
5.	Mike Gminski, 1977-80 <sup>[9]</sup>	2,323
6.	Danny Ferry, 1986-89 <sup>[22]</sup>	2,155
7.	Mark Alarie, 1983-86 <sup>[25]</sup>	2,136
8.	Gene Banks, 1978-81	2,079
	Jason Williams, 2000-02	2,079
10.	Jon Scheyer, 2007-10	2,077
11.	Jim Spanarkel, 1976-79	2,012
12.	Grayson Allen, 2015-18	1,996
13.	Art Heyman, 1961-63	1,984
	Shane Battier, 1998-01	1,984
15.	Trajan Langdon, 1995-99	1,974
16.	Shelden Williams, 2003-06	1,928
17.	Grant Hill, 1991-94	1,924
18.	Nolan Smith, 2008-11	1,911
19.	Dick Groat, 1950-52	1,886
20.	Jeff Mullins, 1962-64	1,884
21.	Bob Verga, 1965-67	1,758
22.	Bobby Hurley, 1990-93	1,731
23.	Randy Denton, 1969-71	1,658
24.	Ronnie Mayer, 1953-56	1,647
25.	Cherokee Parks, 1992-95	1,643
26.	Jeff Capel, 1994-97	1,601
27.	Daniel Ewing, 2002-05	1,595
28.	Thomas Hill, 1990-93	1,594
29.	Quinn Cook, 2012-15	1,571
30.	David Henderson, 1983-86	1,570
31.	Carlos Boozer, 2000-02	1,506
32.	Vince Taylor, 1979-82	1,455
	Chris Carrawell, 1996-00	1,455
34.	Mike Lewis, 1966-68	1,417
35.	Phil Henderson, 1987-90	1,397
36.	Seth Curry, 2011-13	1,394
37.	Mason Plumlee, 2010-13	1,384
38.	Mike Dunleavy, 2000-02	1,371
39.	Joe Belmont, 1953-56	1,338
40.	DeMarcus Nelson, 2004-08	1,336
41.	Tate Armstrong, 1974-77	1,304
42.	Robert Brickey, 1987-90	1,299
43.	Jack Marin, 1964-66	1,275
44.	Chris Duhon, 2001-04	1,268
45.	Gerald Henderson, 2007-09	1,262
46.	Bernie Janicki, 1952-54	1,247
47.	Greg Paulus, 2006-09	1,193
48.	Tommy Amaker, 1984-87	1,168
49.	Carroll Youngkin, 1959-61	1,154
50.	Luke Kennard, 2016-17	1,147
51.	Chris Redding, 1972-74	1,141
52.	Bob Fleischer, 1973-75	1,139
53.	Alaa Abdelnaby, 1987-90	1,137
54.	Willie Hodge, 1973-76	1,117
55.	Nate James, 1997-01	1,116
56.	Howard Hurt, 1959-61	1,095
	Kevin Strickland, 1985-88	1,095
58.	Chris Collins, 1993-96	1,091
59.	Amile Jefferson, 2013-17	1,079
60.	Jay Bilas, 1983-86	1,062
61.	Kenny Dennard, 1978-81	1,057
62.	Rudy D'Emilio, 1952-54	1,028
63.	Ricky Price, 1995-98	1,026
64.	Chip Engelland, 1980-83	1,025
65.	Andre Dawkins, 2010-12, 2014	1,014
66.	Antonio Lang, 1991-94	1,012
67.	Rick Katherman, 1969-71	1,005

Active, Career: Matthew Hurt - 302  
Coach K Era, Career: J.J. Redick - 2,769  
ACC Play, Career: J.J. Redick - 1,391  
Postseason, Career: Christian Laettner - 598  
ACC Tournament, Career: J.J. Redick - 225  
NCAA Tournament, Career: Christian Laettner - 407  
Cameron Indoor Stadium, Career: J.J. Redick - 1,238

SCORING AVERAGE			
Rk	Name, Years	G	Pts Avg
1.	Art Heyman, 1961-63 <sup>[5]</sup>	79	1,984 25.1
2.	Dick Groat, 1950-52	82	1,886 23.0
3.	Bob Verga, 1965-67 <sup>[16]</sup>	80	1,758 22.0
4.	Jeff Mullins, 1962-64 <sup>[17]</sup>	86	1,884 21.9
5.	J.J. Redick, 2003-06	139	2,769 19.9
6.	Randy Denton, 1969-71	84	1,658 19.7
7.	Jason Williams, 2000-02	108	2,079 19.3
8.	Johnny Dawkins, 1983-86	133	2,556 19.2
9.	Mike Gminski, 1977-80	122	2,323 19.0
10.	Jim Spanarkel, 1976-79	114	2,012 17.6
11.	Mike Lewis, 1966-68	84	1,417 16.9
12.	Gene Banks, 1978-81	124	2,079 16.8
13.	Christian Laettner, 1989-92	148	2,460 16.6
14.	Elton Brand, 1998-99	60	972 16.2
	Kyle Singler, 2008-11	148	2,392 16.2
16.	Mark Alarie, 1983-86	133	2,136 16.1
17.	Ronnie Mayer, 1953-56	105	1,647 15.7
	Tate Armstrong, 1974-77	83	1,304 15.7
	Luke Kennard, 2016-17	73	1,147 15.7
20.	Danny Ferry, 1986-89	143	2,155 15.1

Minimum 50 games played

FIELD GOALS MADE		FG
Rk	Name, Years	
1.	▲ Johnny Dawkins, 1983-86 <sup>[1]</sup>	1,026
2.	Mike Gminski, 1977-80	901
3.	Christian Laettner, 1989-92	834
4.	Mark Alarie, 1983-86	828
5.	Gene Banks, 1978-81	827
6.	J.J. Redick, 2003-06	825
7.	Kyle Singler, 2008-11	814
8.	Danny Ferry, 1986-89	810
9.	Jeff Mullins, 1962-64	770
10.	Grant Hill, 1991-94	745

FIELD GOAL ATTEMPTS		FGA
Rk	Name, Years	
1.	▲ Johnny Dawkins, 1983-86 <sup>[1]</sup>	2,019
2.	J.J. Redick, 2003-06	1,906
3.	Kyle Singler, 2008-11	1,879
4.	Mike Gminski, 1977-80	1,697
5.	Danny Ferry, 1986-89	1,675
6.	Dick Groat, 1950-52	1,669
7.	Art Heyman, 1961-63	1,580
8.	Jason Williams, 2000-02	1,575
9.	Gene Banks, 1978-81	1,558
10.	Mark Alarie, 1983-86	1,505

FIELD GOAL PCT.			
Rk	Name, Years	FG	FGA Pct
1.	Carlos Boozer, 2000-02 <sup>[3]</sup>	554	878 .631
2.	Amile Jefferson, 2013-17 <sup>[4]</sup>	426	687 .620
3.	Elton Brand, 1998-99 <sup>[7]</sup>	355	580 .612
4.	Alaa Abdelnaby, 1987-90 <sup>[12]</sup>	448	748 .599
5.	Christian Laettner, 1989-92	834	1,452 .574
	Mason Plumlee, 2010-13	525	914 .574
7.	Shelden Williams, 2003-06	687	1,202 .572
8.	Jay Buckley, 1961-64	352	617 .571
9.	Antonio Lang, 1991-94	367	644 .570
10.	Greg Newton, 1994-97	310	545 .569

Minimum 300 field goals made

3-POINT FIELD GOALS MADE		3FG
Rk	Name, Years	
1.	▲ J.J. Redick, 2003-06 <sup>[1]</sup>	457
2.	Trajan Langdon, 1995-99 <sup>[4]</sup>	342
3.	Jason Williams, 2000-02 <sup>[9]</sup>	313
4.	Jon Scheyer, 2007-10 <sup>[12]</sup>	297
5.	Grayson Allen, 2015-18 <sup>[13]</sup>	291
6.	Kyle Singler, 2008-11 <sup>[1-17]</sup>	267
7.	Bobby Hurley, 1990-93 <sup>[1-20]</sup>	264
8.	Shane Battier, 1998-2001	246
9.	Quinn Cook, 2012-15	236
10.	Andre Dawkins, 2010-12, 2014	231

3-POINT FIELD GOAL ATTEMPTS		3FGA
Rk	Name, Years	
1.	▲ J.J. Redick, 2003-06 <sup>[1]</sup>	1,126
2.	Trajan Langdon, 1995-99	802
3.	Jason Williams, 2000-02	797
4.	Jon Scheyer, 2007-10	780
5.	Grayson Allen, 2015-18	766
6.	Kyle Singler, 2008-11	736
7.	Bobby Hurley, 1990-93	652
8.	Quinn Cook, 2012-15	629
9.	Shane Battier, 1998-2001	592
10.	Andre Dawkins, 2010-12, 2014	568

3-POINT FIELD GOAL PCT.			
Rk	Name, Years	3FG	3FGA Pct
1.	Christian Laettner, 1989-92	79	163 .485
2.	Trajan Langdon, 1995-99 <sup>[8]</sup>	342	802 .426
3.	Seth Curry, 2011-13 <sup>[14]</sup>	223	531 .420
4.	Shane Battier, 1998-01 <sup>[16]</sup>	246	592 .416
5.	Andre Dawkins, 2010-12, 2014	231	568 .407
6.	J.J. Redick, 2003-06	457	1,126 .406
7.	Bobby Hurley, 1990-93	264	652 .405
8.	Phil Henderson, 1987-90	128	320 .400
9.	Jeff Capel, 1994-97	220	553 .398
	Greg Paulus, 2006-09	210	527 .398

Minimum 75 three-point field goals made

ACC ranking minimum is 150 three-point field goals made

FREE THROWS MADE		FT
Rk	Name, Years	
1.	Christian Laettner, 1989-92	713
2.	J.J. Redick, 2003-06	662
3.	Jon Scheyer, 2007-10	608
4.	Jim Spanarkel, 1976-79	564
5.	Art Heyman, 1961-63	558
6.	Shelden Williams, 2003-06	550
7.	Dick Groat, 1950-52	522
8.	Mike Gminski, 1977-80	521
9.	Ronnie Mayer, 1953-56	515
10.	Kyle Singler, 2008-11	497

FREE THROW ATTEMPTS		FTA
Rk	Name, Years	
1.	Christian Laettner, 1989-92	885
2.	Art Heyman, 1961-63	853
3.	Shelden Williams, 2003-06	796
4.	J.J. Redick, 2003-06	726
5.	Dick Groat, 1950-52	710
6.	Jon Scheyer, 2007-10	706
7.	Jim Spanarkel, 1976-79	700
8.	Ronnie Mayer, 1953-56	673
9.	Mike Gminski, 1977-80	658
10.	Kyle Singler, 2008-11	643

FREE THROW PCT.			
Rk	Name, Years	FT	FTA Pct
1.	▲ J.J. Redick, 2003-06 <sup>[1]</sup>	662	726 .912
2.	Luke Kennard, 2016-17 <sup>[7]</sup>	248	286 .867
3.	Trajan Langdon, 1995-99 <sup>[8]</sup>	386	448 .862
4.	Jon Scheyer, 2007-10 <sup>[9]</sup>	608	706 .861
5.	Quinn Cook, 2012-15 <sup>[15]</sup>	267	313 .853
6.	Tom Emma, 1980-83	214	254 .843
7.	Grayson Allen, 2015-18	493	591 .834
8.	Seth Curry, 2011-13	293	355 .825
9.	Chris Redding, 1972-74	343	425 .807
10.	Jim Spanarkel, 1976-79	564	700 .806

Minimum 200 free throws made



Career Records

REBOUNDS

Rk	Name, Years	G	Reb	Avg
1.	Shelden Williams, 2003-06 [6]	139	1,262	9.1
2.	Mike Gminski, 1977-80 [7]	122	1,242	10.2
3.	Christian Laettner, 1989-92 [14]	148	1,149	7.8
4.	Mason Plumlee, 2010-13 [19]	141	1,085	7.7
5.	Randy Denton, 1969-71 [21]	84	1,067	12.7
6.	Mike Lewis, 1966-68	84	1,051	12.5
7.	Kyle Singler, 2008-11	148	1,015	6.9
8.	Danny Ferry, 1986-89	143	1,003	7.0
9.	Gene Banks, 1978-81	124	985	7.9
10.	Ronnie Mayer, 1953-56	105	954	9.0
11.	Amile Jefferson, 2013-17	150	944	6.3
12.	Bernie Janicki, 1952-54	83	923	11.1
13.	Shane Battier, 1998-2001	146	887	6.1
14.	Cherokee Parks, 1992-95	131	874	6.7
15.	Art Heyman, 1961-63	79	865	10.9
16.	Mark Alarie, 1983-86	133	833	6.3
17.	Carroll Youngkin, 1959-61	81	829	10.2
18.	Bob Fleischer, 1973-75	78	817	10.5
19.	Jeff Mullins, 1962-64	86	776	9.0
20.	Grant Hill, 1991-94	129	769	6.0

Active, Career: Jordan Goldwire - 89  
Coach K Era, Career: Shelden Williams - 1,262  
ACC Play, Career: Shelden Williams - 614  
Postseason, Career: Shelden Williams - 254  
ACC Tournament, Career: Carl Youmans & Mike Gminski - 118  
NCAA Tournament, Career: Christian Laettner - 169  
Cameron Indoor Stadium, Career: Shelden Williams - 565

REBOUND AVERAGE

Rk	Name, Years	G	Reb	Avg
1.	Randy Denton, 1969-71 [7]	84	1,067	12.7
2.	Mike Lewis, 1966-68 [11]	84	1,051	12.5
3.	Bernie Janicki, 1952-54 [17]	83	923	11.1
4.	Art Heyman, 1961-63 [18]	79	865	10.9
5.	Bob Fleischer, 1973-75	78	817	10.5
6.	Carroll Youngkin, 1959-61	81	829	10.2
7.	Mike Gminski, 1977-80	122	1,242	10.2
8.	Doug Kistler, 1959-61	81	756	9.3
9.	Ronnie Mayer, 1953-56	105	954	9.1
10.	Shelden Williams, 2003-06	139	1,262	9.1
11.	Jeff Mullins, 1962-64	86	776	9.0
12.	Elton Brand, 1998-99	60	536	8.9
13.	Jay Buckley, 1962-64	85	714	8.4
14.	Alan Shaw, 1971-73	82	680	8.3
15.	Junior Morgan, 1954-56	79	643	8.1
16.	Jack Marin, 1964-66	86	695	8.1
17.	James Newcome, 1956-58	75	600	8.0
18.	Gene Banks, 1978-81	124	985	7.9
19.	Christian Laettner, 1989-92	148	1,149	7.8
20.	Mason Plumlee, 2010-13	141	1,085	7.7

minimum 50 games played

OFFENSIVE REBOUNDS

Rk	Name, Years	G	OReb	Avg
1.	Shelden Williams, 2003-06	139	447	3.2
2.	Christian Laettner, 1989-92	148	374	2.5
3.	Amile Jefferson, 2013-16	150	361	2.4
4.	Kyle Singler, 2008-2011	148	360	2.4
5.	Shane Battier, 1998-01	146	338	2.3
6.	Mason Plumlee, 2010-13	141	328	2.3
7.	Brian Zoubek, 2007-10	133	276	2.1
8.	Antonio Lang, 1991-94	135	273	2.0
9.	Robert Brickley, 1987-90	134	268	2.0
10.	Cherokee Parks, 1992-95	131	263	2.0

minimum 50 games played

ASSISTS

Rk	Name, Years	G	Ast	Avg
1.	◆ Bobby Hurley, 1990-93 [1]	140	1,076	7.7
2.	Chris Duhon, 2001-04 [6]	144	819	5.7
3.	Tommy Amaker, 1984-87 [13]	138	708	5.1
4.	Jason Williams, 2000-02 [20]	108	644	6.0
5.	Quin Snyder, 1986-89	136	575	4.2
6.	Johnny Dawkins, 1983-86	133	555	4.2
7.	Quinn Cook, 2012-15	143	509	3.6
8.	Danny Ferry, 1986-89	143	506	3.5
9.	Steve Wojciechowski, 1995-98	128	505	3.9
10.	Greg Paulus, 2006-09	139	468	3.4

Active, Career: Jordan Goldwire - 117  
Coach K Era, Career: Bobby Hurley - 1,076  
ACC Play, Career: Bobby Hurley - 456  
Postseason, Career: Bobby Hurley - 203  
ACC Tournament, Career: Jason Williams - 60  
NCAA Tournament, Career: Bobby Hurley - 145  
Cameron Indoor Stadium, Career: Bobby Hurley - 481

ASSISTS PER GAME

Rk	Name, Years	G	Ast	Avg
1.	Bobby Hurley, 1990-93 [3]	140	1,076	7.7
2.	Jason Williams, 2000-02 [17]	108	644	6.0
3.	Tre Jones, 2019-20 [20]	65	377	5.8
4.	Chris Duhon, 2001-04 [22]	144	819	5.7
5.	Tommy Amaker, 1984-87	138	708	5.1
6.	Dick DeVenzio, 1969-71	81	388	4.8
7.	Johnny Dawkins, 1983-86	133	555	4.2
8.	Quin Snyder, 1986-89	136	575	4.2
9.	Bob Bender, 1978-80	83	332	4.0
10.	Steve Wojciechowski, 1995-98	128	505	3.9

minimum 50 games played

BLOCKED SHOTS

Rk	Name, Years	G	Blk	Avg
1.	Shelden Williams, 2003-06 [5]	139	422	3.0
2.	Mike Gminski, 1977-80 [6]	122	345	2.8
3.	Shane Battier, 1998-2001 [1-14]	146	254	1.7
4.	Cherokee Parks, 1992-95 [1-22]	131	230	1.8
5.	Mason Plumlee, 2010-13	141	199	1.4
6.	Christian Laettner, 1989-92	148	145	1.0
7.	Amile Jefferson, 2013-17	150	138	0.9
8.	Grant Hill, 1991-94	129	133	1.0
9.	Shavlik Randolph, 2003-05	92	129	1.4
10.	Josh McRoberts, 2005-07	69	128	1.9

Active, Career: Matthew Hurt - 23  
Coach K Era, Career: Shelden Williams - 422  
ACC Play, Career: Shelden Williams - 199  
Postseason, Career: Shane Battier - 56  
ACC Tournament, Career: Shelden Williams - 33  
NCAA Tournament, Career: Shane Battier - 42  
Cameron Indoor Stadium, Career: Shelden Williams - 215

BLOCKED SHOTS PER GAME

Rk	Name, Years	G	Blk	Avg
1.	Shelden Williams, 2003-06 [6]	139	422	3.04
2.	Mike Gminski, 1977-80 [8]	122	345	2.83
3.	Elton Brand, 1988-99	60	113	1.88
4.	Josh McRoberts, 2005-07	69	128	1.86
5.	Cherokee Parks, 1992-95	131	230	1.76
6.	Shane Battier, 1998-2001	146	254	1.74
7.	Mason Plumlee, 2010-13	141	199	1.41
8.	Shavlik Randolph, 2003-05	92	129	1.40
9.	Marques Bolden, 2017-19	88	93	1.06
10.	Grant Hill, 1991-94	129	133	1.03

minimum 50 games played

STEALS

Rk	Name, Years	G	St	Avg
1.	Chris Duhon, 2001-04 [4]	144	301	2.1
2.	Shane Battier, 1998-2001 [7]	146	266	1.8
3.	Tommy Amaker, 1984-87 [8]	138	259	1.9
4.	Jim Spanarkel, 1976-79 [9]	114	253	2.2
5.	Christian Laettner, 1989-92 [12]	148	243	1.6
6.	Jason Williams, 2000-02 [16]	108	235	2.2
7.	Grant Hill, 1991-94	129	218	1.7
8.	Jon Scheyer, 2007-10	144	208	1.4
9.	Steve Wojciechowski, 1995-98	128	203	1.6
10.	Bobby Hurley, 1990-93	140	202	1.4

Active, Career: Jordan Goldwire - 76  
Coach K Era, Career: Chris Duhon - 301  
ACC Play, Career: Shane Battier - 117  
Postseason, Career: Christian Laettner - 63  
ACC Tournament, Career: Christian Laettner - 31  
NCAA Tournament, Career: Grant Hill - 39  
Cameron Indoor Stadium, Career: Chris Duhon - 136

STEALS PER GAME

Rk	Name, Years	G	St	Avg
1.	Jim Spanarkel, 1976-79 [14]	114	253	2.22
2.	Jason Williams, 2000-02 [15]	108	235	2.18
3.	Chris Duhon, 2001-04 [17]	144	301	2.09
4.	Tommy Amaker, 1984-87	138	259	1.88
5.	Tre Jones, 2019-20	65	119	1.83
6.	Shane Battier, 1998-2001	146	266	1.82
7.	Grant Hill, 1991-94	129	218	1.69
8.	Christian Laettner, 1989-92	148	243	1.64
9.	Mike Dunleavy, 2000-02	104	166	1.60
10.	Steve Wojciechowski, 1995-98	128	203	1.59

minimum 50 games played

ASSIST-TO-TURNOVER RATIO

Rk	Name, Years	A	TO	A:TO
1.	Tre Jones, 2019-20 [5]	377	131	2.88
2.	Quinn Cook, 2012-15 [12]	509	202	2.52
3.	Steve Wojciechowski, 1995-98 [1-13]	505	202	2.50
4.	Chris Duhon, 2001-04 [19]	819	355	2.31
5.	Tommy Amaker, 1984-87	708	336	2.11
6.	Jon Scheyer, 2007-10	440	211	2.09
7.	Bobby Hurley, 1990-93	1,076	534	2.02
8.	Bob Bender, 1978-80	332	169	1.96
9.	Quin Snyder, 1986-89	575	316	1.82
10.	Grayson Allen, 2015-18	432	240	1.80

minimum 50 games played and 3.0 assist per game

TURNOVERS

Rk	Name, Years	TO
1.	Bobby Hurley, 1990-93	534
2.	Jason Williams, 2000-02	424
3.	Johnny Dawkins, 1983-86	414
4.	Gene Banks, 1978-81	399
5.	Christian Laettner, 1989-92	398
6.	Danny Ferry, 1986-89	396
7.	Chris Duhon, 2001-04	355
8.	Tommy Amaker, 1984-87	336
9.	Jeff Capel, 1994-97	328
10.	David Henderson, 1983-86	327

Career Records

PERSONAL FOULS

Rk	Name, Years	PF
1.	Shelden Williams, 2003-06	432
2.	Christian Laettner, 1989-92	425
3.	Lance Thomas, 2007-10	397
4.	Danny Ferry, 1986-89	394
5.	Mark Alarie, 1983-86	387
	Kyle Singler, 2008-11	387
7.	Kenny Dennard, 1978-81	383
8.	Jay Bilas, 1983-86	379
9.	Daniel Ewing, 2002-05	365
10.	Tyler Thornton, 2011-14	349

TIMES DISQUALIFIED (FOULS)

Rk	Name, Years	DO
1.	Willie Hodge, 1973-76	25
	Kenny Dennard, 1978-81	25
3.	Dick Groat, 1950-52	24
4.	Ronnie Mayer, 1953-56	22
5.	Junior Morgan, 1954-56	20
6.	Kevin Billerman, 1973-75	19
	Dan Meager, 1983-85	19
8.	Mark Alarie, 1983-86	17
	Tyler Thornton, 2011-14	17
10.	Shelden Williams, 2003-06	16

GAMES PLAYED

Rk	Name, Years	GP
1.	Amile Jefferson, 2013-17	150
2.	Christian Laettner, 1989-92	148
	Kyle Singler, 2008-11	148
4.	Greg Koubek, 1988-91	147
5.	Shane Battier, 1998-2001	146
6.	Chris Duhon, 2001-04	144
	Jon Scheyer, 2007-10	144
8.	Danny Ferry, 1986-89	143
	Nolan Smith, 2008-11	143
	Quinn Cook, 2012-15	143
	Matt Jones, 2014-17	143

CONSECUTIVE GAMES PLAYED

Rk	Name, Years	GP
1.	Kyle Singler, 2008-11	148
2.	Chris Duhon, 2001-04	144
	Jon Scheyer, 2007-10	144
4.	J.J. Redick, 2003-06	139
	Shelden Williams, 2003-06	139
6.	Tommy Amaker, 1984-87	138
	Daniel Ewing, 2002-05	138
8.	Mason Plumlee, 2010-13	135
9.	Mark Alarie, 1983-86	133
	Johnny Dawkins, 1983-86	133
	Thomas Hill, 1990-93	133

GAMES STARTED

Rk	Name, Years	GS
1.	Kyle Singler, 2008-11	147
2.	Bobby Hurley, 1990-93	139
3.	Tommy Amaker, 1984-87	138
4.	J.J. Redick, 2003-06	134
5.	Mark Alarie, 1983-86	133
	Johnny Dawkins, 1983-86	133
7.	Trajan Langdon, 1995-99	129
8.	Christian Laettner, 1989-92	128
	Shelden Williams, 2003-06	128
10.	Danny Ferry, 1986-89	124

CONSECUTIVE GAMES STARTED

Rk	Name, Years	GS
1.	Tommy Amaker, 1984-87	138
2.	Mark Alarie, 1983-86	133
	Johnny Dawkins, 1983-86	133

MINUTES PLAYED

Rk	Name, Years	Min
1.	▲ Kyle Singler, 2008-11 [1]	4,887
2.	Chris Duhon, 2001-04 [2]	4,813
3.	Bobby Hurley, 1990-93 [3]	4,802
4.	Jon Scheyer, 2007-10 [4]	4,759
5.	Johnny Dawkins, 1983-86 [5]	4,749
6.	J.J. Redick, 2003-06 [6]	4,732
7.	Tommy Amaker, 1984-87 [8]	4,666
8.	Shane Battier, 1998-2001 [24]	4,337
9.	Danny Ferry, 1986-89	4,307
10.	Gene Banks, 1978-81	4,285

MOST OVERALL VICTORIES

Rk	Name, Years	W
1.	▲ Shane Battier, 1998-01 [1]	131
2.	Kyle Singler, 2008-11 [2]	125
3.	Amile Jefferson, 2013-17 [3]	124
3.	Chris Duhon, 2001-04 [t-4]	123
4.	Christian Laettner, 1989-92 [6]	122
5.	Nolan Smith, 2008-11 [t-7]	121
6.	Mason Plumlee, 2010-13 [10]	118
7.	Danny Ferry, 1986-89 [t-11]	117
	Nate James, 1997-01 [t-11]	117
	Andre Dawkins, 2010-12, 2014 [t-11]	117
	Quinn Cook, 2012-15 [t-11]	117

Victories count if player saw action in game

MOST ACC VICTORIES

Rk	Name, Years	W
1.	▲ Shane Battier, 1998-01 [1]	70
2.	Chris Carrawell, 1997-00 [2]	66
3.	Chris Duhon, 2001-04 [4]	62
4.	Nate James, 1997-01 [t-5]	61
	Andre Dawkins, 2010-12, 2014 [t-5]	61
6.	J.J. Redick, 2003-06 [t-7]	60
	Shelden Williams, 2003-06 [t-7]	60
	Kyle Singler, 2008-11 [t-7]	60
	Mason Plumlee, 2010-13 [t-7]	60
10.	Nick Horvath, 2000-04 [t-11]	59
	Daniel Ewing, 2002-05 [t-11]	59
	Amile Jefferson, 2013-17 [t-11]	59

Victories count if player saw action in game; includes ACC Tournament games

HIGHEST WINNING PCT. (MINIMUM 100 GAMES PLAYED)

Rk	Name, Years	GP	W	L	Pct
1.	Shane Battier, 1998-01	146	131	15	.897
2.	Casey Sanders, 2000-03	124	111	13	.895
3.	Mike Dunleavy, 2000-02	104	92	12	.885
4.	Ryan Kelly, 2010-13	126	111	15	.881
5.	Jason Williams, 2000-02	108	95	13	.880
6.	Carlos Boozer, 2000-02	101	88	13	.871
7.	Nate James, 1997-01	135	117	18	.867
8.	Nick Horvath, 2000-04	133	115	18	.865
9.	Chris Duhon, 2001-04	144	123	21	.854
10.	Chris Carrawell, 1997-00	136	116	20	.853

HIGHEST WINNING PCT. (MINIMUM 50 GAMES PLAYED)

Rk	Name, Years	GP	W	L	Pct
1.	J.D. Simpson, 1998-01	80	78	2	.975
2.	Andre Buckner, 2000-03	84	80	4	.952
3.	Chris Burgess, 1998-99	75	69	6	.920
4.	William Avery, 1998-99	74	68	6	.919
5.	Elton Brand, 1998-99	60	55	5	.917
6.	Shane Battier, 1998-01	146	131	15	.897
7.	Clay Buckley, 1988-91	86	77	9	.8953
8.	Casey Sanders, 2000-03	124	111	13	.8952
9.	Mike Dunleavy, 2000-02	104	92	12	.885
	Patrick Johnson, 2003-06	52	46	6	.885

HIGHEST WINNING PCT. (MINIMUM 100 GAMES STARTED)

Rk	Name, Years	GS	W	L	Pct
1.	Shane Battier, 1998-01	120	108	12	.900
2.	Jason Williams, 2000-02	108	95	13	.880
3.	Chris Duhon, 2001-04	113	96	17	.850
4.	Shelden Williams, 2003-06	128	108	20	.8437
5.	Kyle Singler, 2008-11	147	124	23	.8435
6.	Mason Plumlee, 2010-13	100	84	16	.840
7.	J.J. Redick, 2003-06	134	111	23	.828
8.	Grant Hill, 1991-94	115	95	20	.826
9.	Amile Jefferson, 2013-17	103	85	18	.825
10.	Christian Laettner, 1989-92	128	105	23	.8203

HIGHEST WINNING PCT. (MINIMUM 50 GAMES STARTED)

Rk	Name, Years	GS	W	L	Pct
1.	Elton Brand, 1998-99	55	50	5	.909
2.	Shane Battier, 1998-01	120	108	12	.900
3.	Mike Dunleavy, 2000-02	76	68	8	.895
4.	Carlos Boozer, 2000-02	93	82	11	.882
5.	Jason Williams, 2000-02	108	95	13	.880
6.	Sean Dockery, 2003-06	56	49	7	.875
7.	Chris Carrawell, 1997-00	95	83	12	.874
8.	Ryan Kelly, 2010-13	69	60	9	.870
9.	Nolan Smith, 2008-11	97	84	13	.866
10.	Nate James, 1997-01	63	54	9	.857

TRIPLE-DOUBLES

Rk	Name, Years	No
1.	Art Heyman (Sr.), 1963	1
	vs. Virginia, 2/28/1963 (21 points, 18 rebounds, 10 assists)	
	Gene Banks (Fr.), 1978	1
	vs. Lehigh, 1/9/1978 (13 points, 12 rebounds, 11 assists)	
	Shelden Williams (Sr.), 2006	1
	vs. Maryland, 1/11/2006 (19 points, 11 rebounds, 10 blocked shots)	
	RJ Barrett (Fr.), 2019	1
	vs. NC State, 2/16/2019 (23 points, 11 rebounds, 10 assists)	

DOUBLE-DOUBLES

Rk	Name, Years	No
1.	Mike Gminski, 1977-80 [6]	63
2.	Shelden Williams, 2003-06 [9]	59
3.	Randy Denton, 1969-71 [10]	58
4.	Mike Lewis, 1966-68 [14]	52
5.	Art Heyman, 1961-63	46
6.	Christian Laettner, 1989-92	42
7.	Bob Fleischer, 1973-75	40
8.	Carroll Youngkin, 1959-61	38
9.	Gene Banks, 1978-81	37
10.	Mason Plumlee, 2010-13	36

CONSECUTIVE DOUBLE-DOUBLES

Rk	Name, Years	No
1.	Mike Lewis, 3/13/1967-2/20/1968 [2]	21
2.	Bob Fleischer, 2/13/1974-12/28/1974	13
3.	Art Heyman, 3/3/1961-12/16/1961	9
4.	Randy Denton, 1/11/1969-2/12/1969	8
5.	Marvin Bagley III, 11/23/2017-12/9/2017	7
6.	Mike Gminski, 3/1/1978-3/19/1978	6
	Mike Gminski, 1/23/1980-2/10/1980	6
	Shelden Williams, 2/19/2006-3/10/2006	6
	Jabari Parker, 2/18/2014-3/8/2014	6
10.	7x, last by Shelden Williams, 1/22/2005-2/5/2005	5

CONSECUTIVE FIELD GOALS MADE

Rk	Name, Years	No
1.	▲ Alaa Abdelnaby (Jr.), 1988-89	20
2.	Javin DeLaurier (Jr.), 2018-19	19
	Zion Williamson (Sr.), 2018-19	19
4.	Ryan Kelly (So.), 2010-11	18

CONSECUTIVE FREE THROWS MADE

Rk	Name, Years	No
1.	J.J. Redick (So.), 2003-04	54
2.	J.J. Redick (Fr.), 2002-03	43
3.	Jon Scheyer (Fr.), 2007-10	40
4.	Christian Laettner (Sr.), 1991-92	35
5.	Grayson Allen (So.), 2015-16	31
6.	Trajan Langdon (Jr.), 1997-98	29
7.	Shane Battier (Sr.), 2000-01	27

DOUBLE-FIGURE SCORING GAMES

Rk	Name, Years	No
1.	Johnny Dawkins, 1983-86 [2]	129
	Kyle Singler, 2008-11 [2]	129
3.	J.J. Redick, 2003-06	122
4.	Mark Alarie, 1983-86	118
	Christian Laettner, 1989-92	118
6.	Jon Scheyer, 2007-10	114
7.	Mike Gminski, 1977-80	111
	Grant Hill, 1991-94	111
9.	Trajan Langdon, 1995-99	108
10.	Gene Banks, 1978-81	107

◆ - NCAA Record; ▲ - ACC Record

[#] - ACC All-Time Career Ranking

Career Records

CONSECUTIVE DOUBLE-FIGURE SCORING GAMES

Rk	Name, Years	No
1.	▲ Jeff Mullins, 12/1/1961-3/21/1964 <i>[1]</i>	86
2.	Dick Groat, 1/7/1950-3/8/1952	74
3.	Danny Ferry, 12/3/1989-4/1/1989	68
4.	Johnny Dawkins, 2/26/1983-1/14/1985	51
5.	Christian Laettner, 2/16/1991-3/28/1992	46
6.	Art Heyman, 12/3/60-1/30/1962	40
7.	Mike Gminski, 1/9/1978-2/3/1979	39
8.	Art Heyman, 2/10/1962-3/23/1963	38
	J.J. Redick, 3/20/2005-3/23/2006	38
	RJ Barrett, 11/6/2018-3/31/2019	38

MOST 20-20 GAMES (POINTS-REBOUNDS)

Rk	Name, Years	No
1.	Randy Denton, 1969-71	6
2.	Mike Lewis, 1966-68	4
3.	Art Heyman, 1961-63	3
4.	Carroll Youngkin, 1959-61	1
	Elton Brand, 1998-99	1
	Jahlil Okafor, 2015	1
	Marvin Bagley III, 2018	1

MOST 20-POINT GAMES

Rk	Name, Years	No
1.	J.J. Redick, 2003-06 <i>[2]</i>	70
2.	Mike Gminski, 1977-80 <i>[5]</i>	64
3.	Art Heyman, 1961-63 <i>[6]</i>	63
4.	Johnny Dawkins, 1983-86 <i>[7]</i>	60
5.	Jeff Mullins, 1962-64 <i>[8]</i>	56
6.	Dick Groat, 1950-52	54
7.	Bob Verga, 1965-67 <i>[11]</i>	50
8.	Jim Spanarkel, 1976-79	49
	Christian Laettner, 1989-92	49
10.	Jason Williams, 2000-02	47

CONSECUTIVE 20-POINT GAMES

Rk	Name, Years	No
1.	Dick Groat, 1/29/1951-12/3/1951	18
2.	Art Heyman, 2/16/1961-1/3/1962* <i>[1-6]</i>	17
3.	J.J. Redick, 12/31/2005-2/22/2006 <i>[1-8]</i>	16
	Bob Verga, 1/14/1967-3/13/1967 <i>[1-8]</i>	16

\* DNP on 2/25/1961

MOST 30-POINT GAMES

Rk	Name, Years	No
1.	J.J. Redick, 2003-06 <i>[1-7]</i>	20
2.	Art Heyman, 1961-63 <i>[1-9]</i>	19
3.	Dick Groat, 1950-52	18
4.	Bob Verga, 1965-67	12
5.	Randy Denton, 1969-71	11
6.	Ronnie Mayer, 1954-56	10
	Mike Lewis, 1966-68	10
	Jason Williams, 2000-02	10
9.	Jeff Mullins, 1962-64	9
10.	Tate Armstrong, 1974-77	8

CONSECUTIVE 30-POINT GAMES

Rk	Name, Years	No
1.	J.J. Redick, 2/4/2006-2/19/2006 <i>[1-5]</i>	5
2.	Dick Groat, 3/2/1951-12/1/1951	3
	Bob Verga, 2/28/1967-3/9/1967	3

MOST 40-POINT GAMES

Rk	Name, Years	No
1.	Dick Groat, 1950-52	3
	J.J. Redick, 2003-06 <i>[1-7]</i>	3
3.	Tate Armstrong, 1974-77 <i>[1-10]</i>	2
4.	Art Heyman, 1961-63 <i>[1-21]</i>	1
	Jeff Mullins, 1962-64 <i>[1-21]</i>	1
	Bob Verga, 1965-67 <i>[1-21]</i>	1
	Danny Ferry, 1986-89 <i>[1-21]</i>	1

MOST 15-REBOUND GAMES

Rk	Name, Years	No
1.	Mike Lewis, 1966-68	30
2.	Randy Denton, 1969-71	27
3.	Mike Gminski, 1977-80	17
4.	Bob Fleischer, 1973-75	15
5.	Shelden Williams, 2003-06	14
6.	Art Heyman, 1961-63	13
7.	Carroll Youngkin, 1959-61	12
8.	Jay Buckley, 1962-64	10
	Alan Shaw, 1971-73	10
10.	Jack Marin, 1964-66	9

MOST 20-REBOUND GAMES

Rk	Name, Years	No
1.	Mike Lewis, 1966-68 <i>[1-5]</i>	8
	Randy Denton, 1969-71 <i>[1-5]</i>	8
3.	Art Heyman, 1961-63	3
4.	Carroll Youngkin, 1959-61	1
	Jack Marin, 1964-66	1
	Cherokee Parks, 1992-95	1
	Elton Brand, 1998-99	1
	Miles Plumlee, 2009-12	1
	Jahlil Okafor, 2015	1
	Marvin Bagley III, 2018	1

MOST 10-ASSIST GAMES

Rk	Name, Years	No
1.	Bobby Hurley, 1990-93 <i>[2]</i>	33
2.	Jason Williams, 2000-02	14
3.	Chris Duhon, 2001-04	12
4.	Tommy Amaker, 1984-87	7
	Quin Snyder, 1986-89	7
6.	Dick DeVenzio, 1969-71	5
7.	Quinn Cook, 2012-15	4
	Trevon Duval, 2018	4
	Tre Jones, 2019-20	4
10.	Bob Bender, 1978-80	2
	Steve Wojciechowski, 1995-98	2
	William Avery, 1998-99	2
	Nolan Smith, 2008-11	2
	Tyus Jones, 2015	2
	RJ Barrett, 2019	2

MOST 5-BLOCKED SHOTS GAMES

Rk	Name, Years	No
1.	Shelden Williams, 2003-06	32
2.	Mike Gminski, 1977-80	20
3.	Cherokee Parks, 1992-95	8
4.	Shane Battier, 1999-02	6
5.	Josh McRoberts, 2005-07	5
	Amile Jefferson, 2013-17	5
7.	Antonio Lang, 1991-94	4
	Mason Plumlee, 2010-13	4
9.	Elton Brand, 1998-99	3
	Casey Sanders, 2000-03	3

CHARGES TAKEN

Rk	Name, Years	No
1.	Shane Battier, 1998-01	111
2.	Billy King, 1985-88	58
3.	Bobby Hurley, 1990-93	56
4.	Kyle Singler, 2008-11	54
5.	Danny Ferry, 1986-89	53
6.	Lance Thomas, 2007-10	49
7.	Dan Meagher, 1982-85	47
8.	Ryan Kelly, 2010-13	46
9.	Robert Brickey, 1987-90	44
10.	Shavlik Randolph, 2003-05	41

Not an official NCAA statistic -- Duke began tracking charges in 1982

DUNKS

Rk	Name, Years	No
1.	Mason Plumlee, 2010-13	217
2.	Robert Brickey, 1987-90	147
3.	Shelden Williams, 2003-06	146
4.	Grant Hill, 1991-94	135
5.	Carlos Boozer, 2000-02	116
6.	Gerald Henderson, 2007-09	108
7.	Cherokee Parks, 1992-95	105
8.	Marvin Bagley III, 2018	98
9.	Josh McRoberts, 2005-07	96
10.	Chris Carrawell, 1997-2000	92



Season Records

POINTS

Rk	Name, Year	G	Pts	Avg
1.	J.J. Redick (Sr.), 2006 [2]	36	964	26.8
2.	RJ Barrett (Fr.), 2019 [9]	38	860	22.6
3.	Jason Williams (So.), 2001 [10]	39	841	21.6
4.	Dick Groat (Jr.), 1951	33	831	25.2
5.	Johnny Dawkins (Sr.), 1986	40	809	20.2
6.	Danny Ferry (Sr.), 1989	35	791	22.6
7.	Dick Groat (Sr.), 1952	30	780	26.0
8.	Grayson Allen (So.), 2016	36	779	21.6
9.	Shane Battier (Sr.), 2001	39	778	19.9
10.	Christian Laettner (Jr.), 1991	39	771	19.8
11.	Nolan Smith (Sr.), 2011	37	764	20.6
12.	Christian Laettner (Sr.), 1992	35	751	21.5
13.	Jeff Mullins (Sr.), 1964	31	750	24.2
14.	Art Heyman (Sr.), 1963	30	747	24.9
15.	Jason Williams (Jr.), 2002	35	746	21.3
	Zion Williamson (Fr.), 2019	33	746	22.6
17.	Jon Scheyer (Sr.), 2010	40	728	18.2
18.	Luke Kennard (So.), 2017	37	722	19.5
19.	J.J. Redick (Jr.), 2005	33	721	21.8
20.	Jim Spanarkel (Jr.), 1978	34	708	20.8
Active, Season: Matthew Hurt, 2020 - 302				
Coach K Era, Season: J.J. Redick, 2006 - 964				
ACC Play, Season: J.J. Redick, 2006 - 470				
Postseason, Season: Johnny Dawkins, 1986 - 213				
ACC Tournament, Season: Zion Williamson, 2019 - 81				
NCAA Tournament, Season: Jason Williams, 2001 - 154				
Freshman, Season: RJ Barrett, 2019 - 860				
Sophomore, Season: Jason Williams, 2001 - 841				
Junior, Season: Dick Groat, 1951 - 831				
Senior, Season: J.J. Redick, 2006 - 964				
Cameron Indoor Stadium, Season: RJ Barrett, 2019 - 402				

SCORING AVERAGE

Rk	Name, Year	G	Pts	Avg
1.	J.J. Redick (Sr.), 2006	36	964	26.8
2.	Bob Verga (Sr.), 1967	27	705	26.1
3.	Dick Groat (Sr.), 1952	30	780	26.0
4.	Art Heyman (Jr.), 1962	24	608	25.3
5.	Dick Groat (Jr.), 1951	33	831	25.2
	Art Heyman (So.), 1961	25	629	25.2
7.	Art Heyman (Sr.), 1963	30	747	24.9
8.	Jeff Mullins (Sr.), 1964	31	750	24.2
	Tate Armstrong (Jr.), 1976	27	654	24.2
10.	Danny Ferry (Sr.), 1989	35	791	22.6
	RJ Barrett (Fr.), 2019	38	860	22.6
	Zion Williamson (Fr.), 2019	33	746	22.6
12.	Ronnie Mayer (Sr.), 1956	25	553	22.1
14.	J.J. Redick (Jr.), 2005	33	721	21.9
15.	Ronnie Mayer (Jr.), 1955	28	607	21.7
	Mike Lewis (Sr.), 1968	28	608	21.7
17.	Jason Williams (So.), 2001	39	841	21.6
	Grayson Allen (So.), 2016	36	779	21.6
19.	Randy Denton (Jr.), 1970	26	560	21.5
	Christian Laettner (Sr.), 1992	35	751	21.5
minimum 20 games played				

FIELD GOALS MADE

Rk	Name, Year	FG
1.	Johnny Dawkins (Sr.), 1986 [5]	331
2.	RJ Barrett (Fr.), 2019 [9]	319
3.	J.J. Redick (Sr.), 2006	302
4.	Jeff Mullins (Sr.), 1964	300
	Danny Ferry (Sr.), 1989	300
6.	Zion Williamson (Fr.), 2019	296
7.	Dick Groat (Sr.), 1952	288
8.	Dick Groat (Jr.), 1951	285
	Jason Williams (So.), 2001	285
10.	Bob Verga (Sr.), 1967	283

FIELD GOAL ATTEMPTS

Rk	Name, Year	FGA
1.	Dick Groat (Jr.), 1951	713
2.	RJ Barrett (Fr.), 2019	702
3.	Dick Groat (Sr.), 1952	700
4.	J.J. Redick (Sr.), 2006	643
5.	Bob Verga (Sr.), 1967	614
6.	Jeff Mullins (Sr.), 1964	613
7.	Johnny Dawkins (Sr.), 1986	603
	Jason Williams (So.), 2001	603
9.	Art Heyman (Sr.), 1963	586
10.	Danny Ferry (Sr.), 1989	575

FIELD GOAL PCT.

Rk	Name, Year	FG	FGA	Pct
1.	Christian Laettner (Fr.), 1989	115	159	.723
2.	Marshall Plumlee (Gr.), 2016	106	154	.688
3.	Zion Williamson (Fr.), 2019 [2]	296	435	.680
3.	Carlos Boozer (Jr.), 2002 [5]	230	346	.665
4.	Jahlil Okafor (Fr.), 2015 [6]	279	420	.664
5.	Cherokee Parks (So.), 1993 [9]	161	247	.652
6.	Alaa Abdelnaby (Jr.), 1989	123	194	.634
7.	Erik Meek (Sr.), 1995	118	190	.621
8.	Elton Brand (So.), 1999	255	411	.6204
9.	Bob Fleischer (Sr.), 1975	178	287	.6202
10.	Alaa Abdelnaby (Sr.), 1990	217	350	.6200
minimum 100 field goals made				
ACC record is minimum is 5.0 field goals made per game				

3-POINT FIELD GOALS MADE

Rk	Name, Year	3FG
1.	▲J.J. Redick (Sr.), 2006 [1]	139
2.	Jason Williams (So.), 2001 [3]	132
3.	Shane Battier (Sr.), 2001 [5]	124
4.	J.J. Redick (Jr.), 2005 [6]	121
5.	Trajan Langdon (Sr.), 1999 [t-9]	112
6.	Jon Scheyer (Sr.), 2010	110
7.	Jason Williams (Jr.), 2002	108
8.	J.J. Redick (So.), 2004	102
	Quinn Cook (Sr.), 2015	102
	Grayson Allen (Sr.), 2018	102

3-POINT FIELD GOAL ATTEMPTS

Rk	Name, Year	3FGA
1.	J.J. Redick (Sr.), 2006	330
2.	Jason Williams (So.), 2001	309
3.	J.J. Redick (Jr.), 2005	300
4.	Shane Battier (Sr.), 2001	296
5.	Jon Scheyer (Sr.), 2010	287
6.	Jason Williams (Jr.), 2002	282
7.	Grayson Allen (Sr.), 2018	276
8.	Cam Reddish (Fr.), 2019	267
9.	J.J. Redick (So.), 2004	258
	Quinn Cook (Sr.), 2015	258

3-POINT FIELD GOAL PCT.

Rk	Name, Year	3FG	3FGA	Pct
1.	▲Christian Laettner (Sr.), 1992 [1]	54	97	.557
2.	Chip Engelland (Sr.), 1983	41	74	.554
3.	Jeff Capel (So.), 1995	63	137	.460
4.	Greg Paulus (So.), 2007	68	151	.450
5.	Quin Snyder (Jr.), 1988	41	92	.446
6.	Shane Battier (Jr.), 2000	79	178	.444
7.	Chris Collins (Sr.), 1996	79	179	.443
8.	Trajan Langdon (So.), 1997	86	195	.4410
9.	Trajan Langdon (Sr.), 1999	112	254	.4409
10.	Luke Kennard (So.), 2017	88	201	.438
minimum 35 three-point field goals made				
ACC record is minimum 2.5 field goals made per game				

FREE THROWS MADE

Rk	Name, Year	FT
1.	Dick Groat (Jr.), 1951	261
2.	Christian Laettner (So.), 1990	225
3.	J.J. Redick (Sr.), 2006	221
4.	Jim Spanarkel (Jr.), 1978	220
5.	Art Heyman (Sr.), 1963	217
6.	Christian Laettner (Jr.), 1991	211
	Grayson Allen (So.), 2016	211
8.	Dick Groat (Sr.), 1952	204
9.	Shelden Williams (Sr.), 2006	201
10.	J.J. Redick (Jr.), 2005	196

FREE THROW ATTEMPTS

Rk	Name, Year	FTA
1.	Dick Groat (Jr.), 1951	331
2.	Art Heyman (Sr.), 1963	314
3.	Dick Groat (Sr.), 1952	281
4.	Art Heyman (Jr.), 1962	276
5.	Shelden Williams (Sr.), 2006	270
6.	Christian Laettner (So.), 1990	269
7.	Art Heyman (So.), 1961	263
	Christian Laettner (Jr.), 1991	263
9.	Elton Brand (So.), 1999	256
	J.J. Redick (Sr.), 2006	256

FREE THROW PCT.

Rk	Name, Year	FT	FTA	Pct
1.	▲J.J. Redick (So.), 2004 [1]	143	150	.953
2.	J.J. Redick (Jr.), 2005 [2]	196	209	.938
3.	J.J. Redick (Fr.), 2003 [3]	102	111	.919
4.	Trajan Langdon (So.), 1997	113	126	.897
5.	Jon Scheyer (So.), 2008	120	135	.889
	Tyus Jones (Fr.), 2015	144	162	.889
7.	Trajan Langdon (Jr.), 1998	101	114	.886
8.	Jon Scheyer (Sr.), 2010	194	221	.878
9.	Seth Curry (Jr.), 2012	103	118	.873
10.	J.J. Redick (Sr.), 2006	221	256	.863
minimum 100 free throws made				

REBOUNDS

Rk	Name, Year	G	Reb	Avg
1.	Bernie Janicki (So.), 1952	30	476	15.9
2.	Mike Lewis (Sr.), 1968	28	402	14.4
3.	Randy Denton (Sr.), 1971	30	385	12.8
4.	Shelden Williams (Sr.), 2006	36	384	10.7
5.	Elton Brand (So.), 1999	39	382	9.8
6.	Shelden Williams (Jr.), 2005	33	369	11.2
7.	Marvin Bagley III (Fr.), 2018	33	366	11.1
8.	Christian Laettner (So.), 1990	38	364	9.6
9.	Mike Gminski (Sr.), 1980	33	359	10.9
	Mason Plumlee (Sr.), 2013	36	359	10.0
11.	Randy Denton (So.), 1969	28	358	12.8
12.	Ronnie Mayer (Jr.), 1955	28	348	12.4
13.	Christian Laettner (Jr.), 1991	39	340	8.7
14.	Wendell Carter Jr. (Fr.), 2018	37	335	9.1
15.	Mike Lewis (So.), 1966	30	329	11.0
16.	Art Heyman (Sr.), 1963	30	324	10.8
	Randy Denton (Jr.), 1970	26	324	12.5
18.	Bob Fleischer (Jr.), 1974	26	323	12.4
19.	Jahlil Okafor (Fr.), 2015	38	322	8.5
20.	Mike Lewis (Jr.), 1967	26	320	12.3
Active, Season: Matthew Hurt, 2020 - 117				
Coach K Era, Season: Shelden Williams, 2006 - 384				
ACC Play, Season: Mike Lewis, 1968 - 241				
Postseason, Season: Jay Buckley, 1963 - 93				
ACC Tournament, Season: Carroll Youngkin, 1961 - 48				
NCAA Tournament, Season: Shane Battier, 2001 - 61				
Freshman, Season: Marvin Bagley III, 2018 - 366				
Sophomore, Season: Bernie Janicki, 1952 - 476				
Junior, Season: Shelden Williams, 2005 - 369				
Senior, Season: Mike Lewis, 1968 - 402				
Cameron Indoor Stadium, Season: Shelden Williams, 2005 - 190				

REBOUND AVERAGE

Rk	Name, Year	G	Reb	Avg
1.	Bernie Janicki (So.), 1952	30	476	15.9
2.	Mike Lewis (Sr.), 1968	28	402	14.4
3.	Randy Denton (So.), 1969	28	358	12.8
	Randy Denton (Sr.), 1971	30	385	12.8
5.	Randy Denton (Jr.), 1970	26	324	12.5
6.	Ronnie Mayer (Jr.), 1955	28	348	12.4
	Bob Fleischer (Jr.), 1974	26	323	12.4
8.	Mike Lewis (Jr.), 1967	26	320	12.3
9.	Alan Shaw (Jr.), 1972	26	308	11.9
10.	Jim Newcome (Jr.), 1957	24	273	11.4

OFFENSIVE REBOUNDS

Rk	Name, Years	G	OReb	Avg
1.	Brian Zoubek (Sr.), 2010	40	143	3.6
2.	Elton Brand (So.), 1999	39	139	3.6
3.	Jahlil Okafor (Fr.), 2015	38	134	3.5
4.	Marvin Bagley III (Fr.), 2018	33	132	4.0
5.	Christian Laettner (So.), 1990	38	129	3.4
6.	Shelden Williams (Jr.), 2005	33	127	3.8
7.	Carlos Boozer (Jr.), 2002	35	119	3.4
	Shelden Williams (So.), 2004	37	119	3.2
	Marshall Plumlee (Gr.), 2016	36	119	3.3
10.	Shelden Williams (Sr.), 2006	36	117	3.3

◆ - NCAA Record; ▲ - ACC Record

[#] - ACC All-Time Career Ranking

Season Records

ASSISTS

Rk	Name, Year	G	Ast	Avg
1.	Bobby Hurley (So.), 1991 <i>[4]</i>	39	289	7.4
2.	Bobby Hurley (Fr.), 1990 <i>[5]</i>	38	288	7.6
3.	Bobby Hurley (Sr.), 1993	32	262	8.2
4.	Tommy Amaker (Jr.), 1986	40	241	6.0
5.	Bobby Hurley (Jr.), 1992	31	237	7.6
	Jason Williams (So.), 2001	39	237	6.1
7.	Dick Groat (Sr.), 1952	30	229	7.6
8.	Chris Duhon (Sr.), 2004	37	225	6.1
9.	Quin Snyder (Sr.), 1989	36	223	6.2
10.	Jason Williams (Fr.), 2000	34	220	6.5
11.	Tyus Jones (Fr.), 2015	39	217	5.6
12.	Chris Duhon (Jr.), 2003	33	212	6.4
13.	Chris Duhon (So.), 2002	35	208	5.9
14.	Trevon Duval (Fr.), 2018	37	207	5.6
15.	Quin Snyder (Jr.), 1988	35	198	5.6
16.	William Avery (So.), 1999	39	196	5.0
17.	Jon Scheyer (Sr.), 2010	40	194	4.9
18.	Tre Jones (Fr.), 2019	36	192	5.3
19.	Quinn Cook (So.), 2013	36	190	5.3
20.	Nolan Smith (Sr.), 2011	37	189	5.1

Active, Season: Jordan Goldwire, 2020 - 70

Coach K Era, Season: Bobby Hurley, 1991 - 289

ACC Play, Season: Bobby Hurley, 1993 - 127

Postseason, Season: Bobby Hurley, 1992 - 73

ACC Tournament, Season: Jason Williams, 2000 - 27

NCAA Tournament, Season: Bobby Hurley, 1992 - 47

Freshman, Season: Bobby Hurley, 1990 - 288

Sophomore, Season: Bobby Hurley, 1991 - 289

Junior, Season: Tommy Amaker, 1986 - 241

Senior, Season: Bobby Hurley, 1993 - 262

Cameron Indoor Stadium, Season: Bobby Hurley, 1993 - 137

ASSISTS PER GAME

Rk	Name, Years	G	Ast	Avg
1.	Bobby Hurley (Sr.), 1993 <i>[7]</i>	32	262	8.2
2.	Bobby Hurley (Jr.), 1992	31	237	7.7
3.	Dick Groat (Sr.), 1952	30	229	7.6
	Bobby Hurley (Fr.), 1990	38	288	7.6
5.	Bobby Hurley (So.), 1991	39	289	7.4
6.	Jason Williams (Fr.), 2000	34	220	6.5
7.	Chris Duhon (Jr.), 2003	33	212	6.4
	Tre Jones (So.), 2020	29	185	6.4
9.	Quin Snyder (Sr.), 1989	36	223	6.2
10.	Chris Duhon (Sr.), 2004	37	225	6.1

BLOCKED SHOTS

Rk	Name, Year	G	Blk	Avg
1.	Shelden Williams (Sr.), 2006 <i>[4]</i>	36	137	3.8
2.	Shelden Williams (Jr.), 2005 <i>[6]</i>	33	122	3.7
3.	Shelden Williams (So.), 2004	37	111	3.0
4.	Mike Gminski (Sr.), 1980	33	97	2.9
5.	Mike Gminski (So.), 1978	32	92	2.9
6.	Mike Gminski (Fr.), 1977	27	90	3.3
7.	Shane Battier (Sr.), 2001	39	88	2.3
8.	Elton Brand (So.), 1999	39	86	2.2
9.	Josh McRoberts (So.), 2007	33	82	2.5
10.	Cherokee Parks (Jr.), 1994	34	76	2.2
	Wendell Carter Jr. (Fr.), 2018	37	76	2.1
12.	Shane Battier (Jr.), 2000	34	70	2.1
13.	Mike Gminski (Jr.), 1979	30	66	2.2
14.	Amile Jefferson (Gr.), 2017	35	65	1.9
15.	Cherokee Parks (So.), 1993	32	64	2.0
16.	Mason Plumlee (So.), 2011	37	62	1.7
17.	Shavlik Randolph (So.), 2004	37	61	1.6
18.	Marshall Plumlee (Gr.), 2016	36	59	1.6
	Zion Williamson (Fr.), 2019	33	59	1.8
20.	Marques Bolden (Jr.), 2019	35	58	1.7

Active, Season: Matthew Hurt, 2020 - 23

Coach K Era, Season: Shelden Williams, 2006 - 137

ACC Play, Season: Shelden Williams, 2006 - 68

Postseason, Season: Cherokee Parks, 1994 - 28

ACC Tournament, Season: Shelden Williams, 2005 - 11

NCAA Tournament, Season: Cherokee Parks, 1994 - 18

Freshman, Season: Mike Gminski, 1977 - 90

Sophomore, Season: Shelden Williams, 2004 - 111

Junior, Season: Shelden Williams, 2005 - 122

Senior, Season: Shelden Williams, 2006 - 137

Cameron Indoor Stadium, Season: Shelden Williams, 2005 - 68

BLOCKED SHOTS PER GAME

Rk	Name, Year	G	Blk	Avg
1.	Shelden Williams (Sr.), 2006 <i>[1-7]</i>	36	137	3.81
2.	Shelden Williams (Jr.), 2005	33	122	3.70
3.	Mike Gminski (Fr.), 1977	27	90	3.33
4.	Shelden Williams (So.), 2004	37	111	3.00
5.	Mike Gminski (Sr.), 1980	33	97	2.94
6.	Mike Gminski (So.), 1978	33	92	2.88
7.	Josh McRoberts (So.), 2007	33	82	2.48
8.	Shane Battier (Sr.), 2001	39	88	2.26
9.	Cherokee Parks (Jr.), 1994	34	76	2.24
10.	Elton Brand (So.), 1999	39	86	2.21

STEALS

Rk	Name, Year	G	St	Avg
1.	Jim Spanarkel (Jr.), 1978 <i>[9]</i>	34	93	2.7
2.	Steve Wojciechowski (Jr.), 1997	33	82	2.5
	Shane Battier (Sr.), 2001	39	82	2.1
	Chris Duhon (So.), 2002	35	82	2.3
5.	Tommy Amaker (Jr.), 1986	40	81	2.0
	Jason Williams (Fr.), 2000	34	81	2.4
7.	Mike Dunleavy (Jr.), 2002	35	80	2.3
	Chris Duhon (Sr.), 2004	37	80	2.2
9.	Jason Williams (So.), 2001	39	78	2.0
10.	Chris Duhon (Fr.), 2001	39	77	2.0
11.	Jason Williams (Jr.), 2002	35	76	2.2
12.	Christian Laettner (Jr.), 1991	39	75	1.9
13.	Christian Laettner (Sr.), 1992	35	74	2.1
	Steve Wojciechowski (Sr.), 1998	36	74	2.1
15.	Quin Snyder (Sr.), 1989	36	73	2.0
16.	Zion Williamson (Fr.), 2019	33	70	2.1
17.	Jim Spanarkel (So.), 1977	27	69	2.6
18.	Shane Battier (Jr.), 2000	34	68	2.0
	Tre Jones (Fr.), 2019	36	68	1.9
20.	Bobby Hurley (Jr.), 1990	38	67	1.8

Active, Season: Jordan Goldwire, 2020 - 47

Coach K Era, Season: 3x, last by Chris Duhon, 2002 - 82

ACC Play, Season: Chris Duhon, 2002 - 45

Postseason, Season: Christian Laettner, 1992 - 27

ACC Tournament, Season: Christian Laettner, 1992 - 14

NCAA Tournament, Season: Tommy Amaker, 1986 - 18

Freshman, Season: Jason Williams, 2000 - 81

Sophomore, Season: Chris Duhon, 2002 - 82

Junior, Season: Jim Spanarkel, 1978 - 93

Senior, Season: Shane Battier, 2001 - 82

Cameron Indoor Stadium, Season: Steve Wojciechowski, 1997 - 49

STEALS PER GAME

Rk	Name, Years	G	St	Avg
1.	Jim Spanarkel (Jr.), 1978	34	93	2.74
2.	Jim Spanarkel (So.), 1977	27	69	2.56
3.	Steve Wojciechowski (Jr.), 1997	33	82	2.48
4.	Grant Hill (Jr.), 1993	26	64	2.46
5.	Jason Williams (Fr.), 2000	34	81	2.38
6.	Chris Duhon (So.), 2002	35	81	2.34
7.	Mike Dunleavy (Jr.), 2002	35	80	2.29
8.	George Moses (Sr.), 1976	27	61	2.26
9.	Jason Williams (Jr.), 2002	35	76	2.17
10.	Chris Duhon (Sr.), 2004	37	80	2.16

ASSIST-TO-TURNOVER RATIO

Rk	Name, Years	A	TO	A:TO
1.	Tre Jones (Fr.), 2019 <i>[3]</i>	192	53	3.62
2.	Steve Wojciechowski (Jr.), 1997	176	58	3.03
3.	Jon Scheyer (Sr.), 2010	194	65	2.98
4.	Tommy Amaker (So.), 1985	184	64	2.88
5.	Tyus Jones (Fr.), 2015	217	76	2.86
6.	Chris Duhon (Fr.), 2001	174	61	2.85
7.	Quinn Cook (So.), 2013	153	57	2.68
8.	Steve Wojciechowski (Sr.), 1998	164	64	2.56
9.	Tommy Amaker (Jr.), 1986	241	96	2.51
10.	Bob Bender (So.), 1978	82	33	2.48

minimum 20 games played and 3.0 assist per game

TURNOVERS

Rk	Name, Years	TO
1.	Bobby Hurley (Fr.), 1990	166
2.	Jason Williams (So.), 2001	154
3.	Bobby Hurley (So.), 1991	151
4.	Jason Williams (Fr.), 2000	139
5.	Gene Banks (Fr.), 1978	134
6.	Jason Williams (Jr.), 2002	131
7.	RJ Barrett (Fr.), 2019	123
8.	Christian Laettner (Jr.), 1991	121
9.	Greg Paulus (Fr.), 2006	118
	Nolan Smith (Sr.), 2011	118

CHARGES TAKEN

Rk	Name, Year	No
1.	Shane Battier (So.), 1999	36
2.	Shane Battier (Fr.), 1998	29
3.	Shane Battier (Sr.), 2001	26
4.	Dan Meagher (Sr.), 1985	25
	Billy King (Sr.), 1988	25
6.	Bobby Hurley (Fr.), 1990	24
7.	Dan Meagher (Jr.), 1984	22
	David Henderson (Sr.), 1986	22
	Danny Ferry (Sr.), 1989	22
	Shavlik Randolph (Jr.), 2005	22

Not an NCAA official stat -- Duke began tracking charges in 1982

DUNKS

Rk	Name, Year	No
1.	Marvin Bagley III (Fr.), 2018	98
2.	Mason Plumlee (Sr.), 2013	87
3.	Zion Williamson (Fr.), 2019	72
4.	Jahlil Okafor (Fr.), 2015	64
5.	Jabari Parker (Fr.), 2014	61
6.	Mason Plumlee (Jr.), 2012	60
	Marshall Plumlee (Gr.), 2016	60
8.	Shelden Williams (Sr.), 2006	58
	Wendell Carter Jr. (Fr.), 2018	58
10.	Robert Brickey (Jr.), 1989	56

PERSONAL FOULS

Rk	Name, Year	PF
1.	▲Brian Zoubek (Sr.), 2010 <i>[1]</i>	138
2.	Dick Groat (Jr.), 1951	128
3.	Lance Thomas (Sr.), 2010	121
4.	Christian Laettner (So.), 1990	120
	Shelden Williams (So.), 2004	120
6.	Mark Alarie (Sr.), 1986	119
	Danny Ferry (Fr.), 1986	119
8.	Dan Meagher (Jr.), 1984	118
9.	Shelden Williams (Sr.), 2006	114
10.	Junior Morgan (Jr.), 1955	113

TIMES DISQUALIFIED (FOULS)

Rk	Name, Year	DO
1.	▲Willie Hodge (Sr.), 1976 <i>[1]</i>	14
2.	Junior Morgan (Jr.), 1955	13
3.	Jim Kulpan (Sr.), 1951	10
	Dick Groat (Jr.), 1951	10
	Dick Groat (Sr.), 1952	10
	Bill Riegel (Sr.), 1953	10
7.	Ronnie Mayer (Jr.), 1955	9
	Willie Hodge (Jr.), 1975	9
	George Moses (Sr.), 1976	9
	Taymon Domzalski (Fr.), 1996	9

GAMES PLAYED

Rk	Name, Year	GP
1.	▲Mark Alarie (Sr.), 1986 <i>[1-1]</i>	40
	▲Tommy Amaker (Jr.), 1986 <i>[1-1]</i>	40
	▲Johnny Dawkins (Sr.), 1986 <i>[1-1]</i>	40
	▲Danny Ferry (Fr.), 1986 <i>[1-1]</i>	40
	▲Billy King (So.), 1986 <i>[1-1]</i>	40
	▲Jon Scheyer (Sr.), 2010 <i>[1-1]</i>	40
	▲Brian Zoubek (Sr.), 2010 <i>[1-1]</i>	40
	▲Lance Thomas (Sr.), 2010 <i>[1-1]</i>	40
	▲Kyle Singler (Jr.), 2010 <i>[1-1]</i>	40
	▲Miles Plumlee (So.), 2010 <i>[1-1]</i>	40

◆ - NCAA Record; ▲ - ACC Record

[#] - ACC All-Time Career Ranking

Season Records

GAMES STARTED

Rk	Name, Year	GS
1.	▲ Mark Alarie (Sr.), 1986 <i>[t-1]</i>	40
	▲ Tommy Amaker (Jr.), 1986 <i>[t-1]</i>	40
	▲ Johnny Dawkins (Sr.), 1986 <i>[t-1]</i>	40
	▲ Jon Scheyer (Sr.), 2010 <i>[t-1]</i>	40
	▲ Kyle Singler (Jr.), 2010 <i>[t-1]</i>	40
6.	David Henderson (Sr.), 1986 <i>[t-9]</i>	39
	Bobby Hurley (So.), 1991 <i>[t-9]</i>	39
	Christian Laettner (Jr.), 1991 <i>[t-9]</i>	39
	William Avery (So.), 1999 <i>[t-9]</i>	39
	Chris Carrawell (Jr.), 1999 <i>[t-9]</i>	39
	Shane Battier (Sr.), 2001 <i>[t-9]</i>	39
	Mike Dunleavy (So.), 2001 <i>[t-9]</i>	39
	Jason Williams (So.), 2001 <i>[t-9]</i>	39
	Lance Thomas (Sr.), 2010 <i>[t-9]</i>	39
	Quinn Cook (Sr.), 2015 <i>[t-9]</i>	39
	Tyus Jones (Fr.), 2015 <i>[t-9]</i>	39
	Justise Winslow (Fr.), 2015 <i>[t-9]</i>	39

MINUTES PLAYED

Rk	Name, Year	Min
1.	Jon Scheyer (Sr.), 2010	1,470
2.	Kyle Singler (Jr.), 2010	1,436
3.	Quinn Cook (Sr.), 2015	1,396
4.	Shane Battier (Sr.), 2001	1,363
5.	Bobby Hurley (So.), 1991	1,353
6.	Nolan Smith (Jr.), 2010	1,349
7.	RJ Barrett (Fr.), 2019	1,341
8.	J.J. Redick (Sr.), 2006	1,336
9.	Johnny Dawkins (Sr.), 1986	1,324
10.	Tyus Jones (Fr.), 2015	1,322

DOUBLE-FIGURE SCORING GAMES

Rk	Name, Year	No
1.	Mark Alarie (Sr.), 1986	39
	Johnny Dawkins (Sr.), 1986	39
3.	Elton Brand (So.), 1999	38
	Jon Scheyer (Sr.), 2010	38
	RJ Barrett (Fr.), 2019	38
6.	Christian Laettner (Jr.), 1991	37
7.	Shane Battier (Sr.), 2001	36
	Jason Williams (So.), 2001	36
	J.J. Redick (Sr.), 2006	36
	Nolan Smith (Jr.), 2010	36
	Kyle Singler (Jr.), 2010	36

TRIPLE-DOUBLES

Rk	Name, Years	No
1.	Art Heyman (Sr.), 1963	1
	vs. Virginia, 2/28/1963 (21 points, 18 rebounds, 10 assists)	
	Gene Banks (Fr.), 1978	1
	vs. Lehigh, 1/9/1978 (13 points, 12 rebounds, 11 assists)	
	Shelden Williams (Sr.), 2006	1
	vs. Maryland, 1/11/2006 (19 points, 11 rebounds, 10 blocked shots)	
	RJ Barrett (Fr.), 2019	1
	vs. NC State, 2/16/2019 (23 points, 11 rebounds, 10 assists)	

DOUBLE-DOUBLES

Rk	Name, Year	No
1.	Mike Lewis (Sr.), 1968 <i>[t-6]</i>	24
2.	Randy Denton (Sr.), 1971 <i>[t-11]</i>	22
	Marvin Bagley III (Fr.), 2018 <i>[t-11]</i>	22
4.	Mike Gminski (So.), 1978 <i>[t-17]</i>	21
	Shelden Williams (Sr.), 2006 <i>[t-17]</i>	21
6.	Mike Gminski (Sr.), 1980 <i>[t-25]</i>	20
	Shelden Williams (Jr.), 2005 <i>[t-25]</i>	20
8.	Randy Denton (So.), 1969	19
	Bob Fleischer (Jr.), 1974	19
	Elton Brand (So.), 1999	19

MOST 20-20 GAMES (POINTS-REBOUNDS)

Rk	Name, Year	No
1.	Mike Lewis (Sr.), 1968	3
	Randy Denton (Jr.), 1970	3
3.	Randy Denton (Sr.), 1971	2
4.	Carroll Youngkin (So.), 1959	1
	Art Heyman (So.), 1961	1
	Art Heyman (Jr.), 1962	1
	Art Heyman (Sr.), 1963	1
	Mike Lewis (Jr.), 1967	1
	Randy Denton (So.), 1969	1
	Elton Brand (So.), 1999	1
	Jahlil Okafor (Fr.), 2015	1
	Marvin Bagley III (Fr.), 2018	1

MOST 20-POINT GAMES

Rk	Name, Year	No
1.	Dick Groat (Jr.), 1951	28
	J.J. Redick (Sr.), 2006 <i>[t-2]</i>	28
3.	Johnny Dawkins (Sr.), 1986 <i>[t-6]</i>	26
	RJ Barrett (Fr.), 2019 <i>[t-6]</i>	26
5.	Jeff Mullins (Sr.), 1964 <i>[t-10]</i>	25
6.	Dick Groat (Sr.), 1952	24
	Art Heyman (Sr.), 1963	24
	Jason Williams (So.), 2001	24
9.	Bob Verga (Sr.), 1967	23
	Jim Spanarkel (Jr.), 1978	23
	Zion Williamson (Fr.), 2019	23

MOST 30-POINT GAMES

Rk	Name, Year	No
1.	J.J. Redick (Sr.), 2006 <i>[4]</i>	14
2.	Bob Verga (Sr.), 1967 <i>[t-8]</i>	10
3.	Dick Groat (Jr.), 1951	9
	Dick Groat (Sr.), 1952	9
5.	Mike Lewis (Sr.), 1968	8
6.	Art Heyman (So.), 1961	7
	Art Heyman (Jr.), 1962	7
	Marvin Bagley III (Fr.), 2018	7
9.	Randy Denton (Jr.), 1970	6
	Tate Armstrong (Jr.), 1976	6
	Jason Williams (So.), 2001	6
	RJ Barrett (Fr.), 2019	6

MOST 40-POINT GAMES

Rk	Name, Year	No
1.	Dick Groat (Sr.), 1952	3
	J.J. Redick (Sr.), 2006 <i>[t-4]</i>	3
3.	Tate Armstrong (Jr.), 1976	2
4.	Art Heyman (Sr.), 1963	1
	Jeff Mullins (Sr.), 1964	1
	Bob Verga (Sr.), 1967	1
	Danny Ferry (Sr.), 1989	1

MOST 10-REBOUND GAMES

Rk	Name, Year	No
1.	Mike Lewis (Sr.), 1968	24
2.	Randy Denton (Sr.), 1971	23
3.	Shelden Williams (Jr.), 2005	22
	Shelden Williams (Sr.), 2006	22
	Marvin Bagley III (Fr.), 2018	22
6.	Randy Denton (So.), 1969	21
	Bob Fleischer (Jr.), 1974	21
	Mike Gminski (So.), 1978	21
	Mike Gminski (Sr.), 1980	21
10.	Elton Brand (So.), 1999	20

MOST 15-REBOUND GAMES

Rk	Name, Year	No
1.	Mike Lewis (Sr.), 1968	16
2.	Randy Denton (So.), 1969	9
	Randy Denton (Jr.), 1970	9
	Randy Denton (Sr.), 1971	9
	Alan Shaw (Jr.), 1972	9
6.	Mike Lewis (Jr.), 1967	8
	Marvin Bagley III (Fr.), 2018	8
8.	Bob Fleischer (Jr.), 1974	7
9.	Mike Lewis (So.), 1966	6
	Mike Gminski (Fr.), 1977	6
	Mike Gminski (Sr.), 1980	6
	Shelden Williams (Jr.), 2005	6
	Shelden Williams (Sr.), 2006	6

MOST 20-REBOUND GAMES

Rk	Name, Year	No
1.	Mike Lewis (Sr.), 1968 <i>[t-3]</i>	5
2.	Randy Denton (So.), 1969	3
	Randy Denton (Jr.), 1970	3
4.	Mike Lewis (So.), 1966	2
	Randy Denton (Sr.), 1971	2
6.	Carroll Youngkin (So.), 1959	1
	Art Heyman (So.), 1961	1
	Art Heyman (Jr.), 1962	1
	Art Heyman (Sr.), 1963	1
	Jack Marin (Jr.), 1965	1
	Mike Lewis (Jr.), 1967	1
	Cherokee Parks (Jr.), 1994	1
	Elton Brand (So.), 1999	1
	Miles Plumlee (Jr.), 2012	1
	Jahlil Okafor (Fr.), 2015	1
	Marvin Bagley III (Fr.), 2018	1

MOST 10-ASSIST GAMES

Rk	Name, Year	No
1.	Bobby Hurley (Fr.), 1990	9
	Bobby Hurley (Jr.), 1992	9
3.	Bobby Hurley (Sr.), 1993	8
4.	Bobby Hurley (So.), 1991	7
	Jason Williams (Fr.), 2000	7
6.	Jason Williams (So.), 2001	5
7.	Dick DeVenzio (So.), 1969	4
	Quin Snyder (Sr.), 1989	4
	Chris Duhon (So.), 2002	4
	Chris Duhon (Jr.), 2003	4
	Trevon Duval (Fr.), 2018	4
	Tre Jones (So.), 2020	4

MOST 5-BLOCKED SHOT GAMES

Rk	Name, Year	No
1.	Shelden Williams (Sr.), 2006	12
2.	Shelden Williams (Jr.), 2005	10
3.	Shelden Williams (So.), 2004	9
4.	Mike Gminski (So.), 1978	7
5.	Mike Gminski (Fr.), 1977	6
6.	Mike Gminski (Sr.), 1980	5
	Josh McRoberts (So.), 2007	5
8.	Cherokee Parks (Jr.), 1994	4
	Amile Jefferson (Gr.), 2017	4
10.	Cherokee Parks (So.), 1993	3
	Elton Brand (So.), 1999	3
	Shane Battier (Jr.), 2000	3
	Shane Battier (Sr.), 2001	3
	Mason Plumlee (So.), 2011	3

◆ - NCAA Record; ▲ - ACC Record  
[#] - ACC All-Time Career Ranking



**Attendance Records**
**SEASON BY TOTAL ATTENDANCE**

	Total Attendance	Season	Games	Average	Note
1.	679,274	2009-10	40	16,982	National Champions
2.	664,147	2014-15	39	17,029	National Champions
3.	650,550	2000-01	39	16,681	National Champions
4.	581,050	1998-99	39	14,899	NCAA Finalist
5.	577,955	1990-91	39	14,819	National Champions
6.	575,478	2018-19	38	15,145	NCAA Elite Eight
7.	544,047	1991-92	36	15,112	National Champions
8.	537,381	2003-04	37	14,524	NCAA Final Four
9.	504,777	2010-11	37	13,643	NCAA Sweet 16
10.	498,659	2005-06	36	13,852	NCAA Regional Semifinalist
11.	481,133	2008-09	37	13,004	NCAA Regional Semifinalist

**AVERAGE PER GAME**

	Average	Season	Games	Total	Note
1.	17,029	2014-15	39	664,147	National Champions
2.	16,982	2009-10	40	679,274	National Champions
3.	16,681	2000-01	39	650,550	National Champions
4.	15,145	2018-19	38	575,478	NCAA Elite Eight
5.	15,112	1991-92	36	544,047	National Champions
6.	14,899	1998-99	39	581,050	NCAA Finalist
7.	14,819	1990-91	39	577,955	National Champions
8.	14,524	2003-04	37	537,381	NCAA Final Four
9.	13,852	2005-06	36	498,659	NCAA Regional Semifinalist
10.	13,643	2010-11	37	504,777	NCAA Sweet 16
11.	13,004	2008-09	37	481,133	NCAA Regional Semifinalist

**SINGLE GAME**

	Attendance	Date	Opponent	Result	Arena/City
1.	72,238	4/4/2015	Michigan State	W, 81-61 (National Semifinal)	Lucas Oil Field/Indianapolis, Ind.
2.	71,149	4/6/2015	Wisconsin	W, 68-63 (National Championship)	Lucas Oil Field/Indianapolis, Ind.
3.	71,298	4/3/2010	West Virginia	W, 78-57 (National Semifinal)	Lucas Oil Field/Indianapolis, Ind.
4.	70,930	4/5/2010	Butler	W, 61-59 (National Championship)	Lucas Oil Field/Indianapolis, Ind.
5.	50,379	4/6/1992	Michigan	W, 71-51 (National Championship)	Metrodome/Minneapolis, Minn.
6.	50,379	4/4/1992	Indiana	W, 81-78 (National Semifinal)	Metrodome/Minneapolis, Minn.
7.	47,492	3/28/2010	Baylor	W, 78-71 (Elite Eight)	Reliant Stadium/Houston, Texas
8.	47,100	4/1/1991	Kansas	W, 72-65 (National Championship)	Hoosier Dome/Indianapolis, Ind.

**SINGLE GAME (ON-CAMPUS VENUE)**

	Attendance	Date	Opponent	Result	Arena/City
1.	◆ 35,642	2/23/2019	Syracuse	W, 75-65	Carrier Dome/Syracuse, N.Y.
2.	35,446	2/14/2015	Syracuse	W, 80-72	Carrier Dome/Syracuse, N.Y.
	35,446	2/1/2014	Syracuse	L, 89-91	Carrier Dome/Syracuse, N.Y.
4.	30,331	2/22/2017	Syracuse	L, 75-78	Carrier Dome/Syracuse, N.Y.

◆ - NCAA Record



Duke defeated Wisconsin in the 2015 National Championship at Lucas Oil Stadium before a crowd of 71,149.

Game Records

POINTS		
Rk	Name vs. Opponent, Date	Pts
1.	▲ Danny Ferry (Sr.) at Miami, 12/10/1988 <i>[1]</i>	58
2.	■ Dick Groat (Sr.) vs. North Carolina, 2/29/1952	48
3.	Dick Groat (Sr.) vs. George Washington, 2/2/1952	46
4.	Jeff Mullins (Sr.) vs. Villanova, 3/13/1964	43
5.	Tate Armstrong (Jr.) vs. Clemson, 2/25/1976	42
6.	Bob Verga (Sr.) vs. Ohio State, 12/29/1966	41
	J.J. Redick (Sr.) vs. Texas, 12/10/2005	41
	J.J. Redick (Sr.) at Georgetown, 1/21/2006	41
9.	Dick Groat (Sr.) at South Carolina, 2/23/1952	40
	Art Heyman (Sr.) vs. North Carolina, 2/23/1963	40
	Tate Armstrong (Jr.) vs. NC State, 2/18/1976	40
	J.J. Redick (Sr.) vs. Virginia, 1/28/2006	40
13.	Art Heyman (Jr.) at South Carolina, 12/13/1961	39
	Bob Verga (Sr.) at Wake Forest, 2/28/1967	39
	Gary Melchionni (Sr.) vs. Maryland, 2/3/1973	39
16.	Bill Reigel (Sr.) at Wake Forest, 2/12/1953	38
	Ronnie Mayer (Sr.) vs. Maryland, 1/14/1956	38
	Art Heyman (Jr.) vs. Maryland, 1/13/1962	38
	Bob Verga (Sr.) vs. Penn State, 1/3/1967	38
	Tate Armstrong (Jr.) at Virginia, 2/11/1976	38
	Jason Williams (Jr.) vs. Kentucky, 12/18/2001	38
	J.J. Redick (Jr.) vs. Wake Forest, 2/20/2005	38

Active, Game: Matthew Hurt, 12/31/2019 vs. Boston College - 25;  
Wendell Moore Jr., 2/25/2020 vs. Wake Forest - 25  
Coach K Era, Game: Danny Ferry at Miami, 12/10/1988 - 58  
ACC Play, Game: Tate Armstrong vs. Clemson, 2/25/1976 - 42  
Southern Conference Play, Game: Dick Groat vs. North Carolina, 2/29/1952 - 48  
Postseason, Game: Jeff Mullins vs. Villanova, 3/13/1964 - 43  
ACC Tournament, Game: Bob Verga vs. Virginia, 3/9/1967 - 35;  
J.J. Redick vs. NC State, 3/12/2005 - 35  
NCAA Tournament, Game: Jeff Mullins vs. Villanova, 2/13/1964 - 43  
Cameron Indoor Stadium, Game: Dick Groat vs. N. Carolina, 2/29/1952 - 48  
Freshman, Game: Zion Williamson vs. Syracuse, 1/14/2019 - 35  
Sophomore, Game: Bill Reigel at Wake Forest, 2/12/1953 - 38;  
Jason Williams vs. Kentucky, 12/18/2001 - 38  
Junior, Game: Tate Armstrong vs. Clemson, 2/26/1976 - 42  
Senior, Game: Danny Ferry at Miami, 12/10/1988 - 58  
In a Season Opener: Art Heyman vs. Davidson, 12/1/1962 - 36  
In a Conference Opener: Luke Kennard at Virginia Tech, 12/31/2016 - 34  
Off the Bench: Grayson Allen vs. VCU, 11/20/2015 - 30

FIELD GOALS MADE

Rk	Name vs. Opponent, Date	FG
1.	Danny Ferry (Sr.) at Miami, 12/10/1988 <i>[2]</i>	23
2.	■ Dick Groat (Sr.) vs. North Carolina, 2/29/1952	19
	Jeff Mullins (Sr.) vs. Villanova, 3/13/1964 <i>[t-8]</i>	19
4.	Jack Marin (Sr.) vs. Wake Forest, 1/15/1966	18
	Tate Armstrong (Jr.) vs. Clemson, 2/25/1976	18
6.	Gary Melchionni (Sr.) vs. Maryland, 2/3/1973	17
7.	Dick Groat (Sr.) vs. George Washington, 2/2/1952	16
	Dick Groat (Sr.) at South Carolina, 2/23/1952	16
	Art Heyman (Jr.) at South Carolina, 12/13/1961	16
	Bob Verga (Sr.) vs. Ohio State, 12/29/1966	16
	Bob Verga (Sr.) vs. Penn State, 1/3/1967	16
	Randy Denton (Jr.) at Clemson, 2/4/1970	16
	Randy Denton (Jr.) vs. Utah, 3/14/1970	16
	Tate Armstrong (Jr.) vs. Maryland, 2/7/1976	16
	Vince Taylor (Sr.) vs. Clemson, 2/24/1982	16

MOST FIELD GOALS MADE (NO MISSES)

Rk	Name vs. Opponent, Date	FG
1.	▲ Zion Williamson (Fr.) vs. Syracuse, 3/14/2019 <i>[t-1]</i>	13
2.	Carlos Boozer (So.) vs. Portland, 12/19/2000 <i>[6]</i>	11
3.	■ Mike Lewis (Jr.) vs. Penn State, 1/3/1966 <i>[t-7]</i>	10
	■ Mike Gminski (Fr.) vs. Johns Hopkins, 11/30/1976 <i>[t-7]</i>	10
	Christian Laettner (Sr.) vs. Kentucky, 3/28/1992 <i>[t-7]</i>	10
6.	Carroll Youngkin (Sr.) at Virginia, 1/11/1961	9
	Alaa Abdelnaby (Jr.) vs. East Carolina, 11/30/1988	9
	Cherokee Parks (So.) vs. San Francisco, 1/26/1993	9
	Greg Newton (Jr.) vs. Western Carolina, 12/20/1995	9
	Mason Plumlee (Jr.) vs. Lehigh, 3/16/2012	9
11.	Pete Kramer (Sr.) vs. Cornell, 11/30/1974	8
	Vince Taylor (Sr.) vs. East Carolina, 12/22/1981	8
	Robert Brickley (So.) vs. North Carolina, 3/16/1988	8
	Alaa Abdelnaby (Jr.) vs. The Citadel, 11/26/1988	8
	Grant Hill (So.) vs. North Carolina, 3/15/1992	8
	Cherokee Parks (So.) vs. Clemson, 1/6/1993	8
	Carlos Boozer (So.) vs. Clemson, 1/7/2001	8
	Lance Thomas (Jr.) vs. Duquesne, 11/28/2008	8
	Mason Plumlee (Sr.) vs. Cornell, 12/19/2012	8

FIELD GOALS ATTEMPTED

Rk	Name vs. Opponent, Date	FG
1.	■ Dick Groat (Sr.) vs. North Carolina, 2/29/1952	37
2.	Art Heyman (Sr.) vs. North Carolina, 2/23/1963	33
3.	Art Heyman (Jr.) vs. Maryland, 1/13/1962	32
4.	Bob Verga (Jr.) at Wake Forest, 2/22/1966	31
	Bob Verga (Sr.) vs. Penn State, 1/3/1967	31
6.	Art Heyman (So.) vs. South Carolina, 3/3/1961	30
	Art Heyman (Jr.) at South Carolina, 12/13/1961	30
	Art Heyman (Sr.) vs. Loyola-Chicago, 3/22/1963	30
	RJ Barrett (Fr.) vs. Syracuse, 1/14/2019	30
10.	Bob Verga (Sr.) vs. Ohio State, 12/29/1966	29
	Bob Verga (Sr.) at North Carolina, 3/4/1967	29
	Bob Verga (Sr.) vs. Southern Illinois, 3/13/1967	29
	Tate Armstrong (Jr.) vs. Clemson, 2/26/1976	29
	Danny Ferry (Sr.) vs. Seton Hall, 4/1/1989	29

3-POINT FIELD GOALS MADE

Rk	Name vs. Opponent, Date	3FG
1.	■ Shane Battier (Sr.) vs. Princeton, 11/14/2000 <i>[t-4]</i>	9
	J.J. Redick (Sr.) vs. Texas, 12/10/2005 <i>[t-4]</i>	9
3.	William Avery (So.) vs. Florida, 12/9/1998	8
	Jason Williams (So.) vs. Temple, 12/2/2000	8
	Jason Williams (Jr.) at Florida State, 1/6/2002	8
	Jason Williams (Jr.) vs. North Carolina, 3/3/2002	8
	J.J. Redick (Jr.) at Florida State, 1/22/2005	8
	J.J. Redick (Sr.) vs. Virginia, 1/28/2006	8
	Kyle Singler (Jr.) vs. Georgia Tech, 2/4/2010	8
	Andre Dawkins (So.) vs. Bradley, 12/8/2010	8

3-POINT FIELD GOAL ATTEMPTS

Rk	Name vs. Opponent, Date	3FGA
1.	Bobby Hurley (Sr.) vs. California, 3/20/1993 <i>[t-5]</i>	18
2.	RJ Barrett (Fr.) vs. Syracuse, 1/14/2019 <i>[t-10]</i>	17
3.	■ Jason Williams (Jr.) vs. Temple, 12/5/2001	16
	J.J. Redick (Sr.) vs. Texas, 12/10/2005	16
5.	Jason Williams (Jr.) vs. North Carolina, 3/3/2002	15
	J.J. Redick (Jr.) vs. Georgia Tech, 2/5/2005	15
	Grayson Allen (So.) vs. Notre Dame, 3/10/2016	15
	Grayson Allen (Sr.) vs. Virginia Tech, 2/14/2018	15
	Grayson Allen (Sr.) vs. Louisville, 2/21/2018	15
	Grayson Allen (Sr.) at Virginia Tech, 2/26/2018	15
11.	Shane Battier (Sr.) vs. Maryland, 2/27/2001	14
	Jason Williams (Jr.) at Clemson, 2/2/2002	14
	J.J. Redick (Sr.) at Florida State, 3/1/2006	14
	Andre Dawkins (So.) vs. Bradley, 12/8/2010	14

3-POINT FIELD GOAL PCT. (MINIMUM 6 ATTEMPTS)

Rk	Name vs. Opponent, Date	Pct
1.	Luke Kennard (So.) at Wake Forest, 1/28/2017 <i>[t-5]</i>	<i>[6-6]</i> 1.000
2.	Bobby Hurley (Sr.) vs. Southern Illinois, 3/18/1993	<i>[6-7]</i> .857
	Trajan Langdon (So.) vs. St. Joseph's, 11/20/1996	<i>[6-7]</i> .857
	Steve Wojciechowski (Jr.) at North Carolina, 3/2/1997	<i>[6-7]</i> .857
	J.J. Redick (Fr.) at Georgia Tech, 2/26/2003	<i>[6-7]</i> .857
	Seth Curry (Sr.) vs. Georgia Tech, 1/17/2013	<i>[6-7]</i> .857
	Andre Dawkins (Sr.) at Pittsburgh, 1/27/2014	<i>[6-7]</i> .857
8.	Ricky Price (So.) vs. Monmouth, 12/28/1995	<i>[5-6]</i> .833
	Trajan Langdon (Sr.) vs. Temple, 3/21/1999	<i>[5-6]</i> .833
	Chris Duhon (Fr.) at Virginia, 2/14/2001	<i>[5-6]</i> .833
	J.J. Redick (Fr.) vs. Virginia, 1/15/2003	<i>[5-6]</i> .833
	J.J. Redick (So.) at Maryland, 1/21/2004	<i>[5-6]</i> .833
	Seth Curry (Sr.) at Virginia Tech, 2/21/2013	<i>[5-6]</i> .833
	Matt Jones (Jr.) vs. Bryant, 11/14/2015	<i>[5-6]</i> .833
	Grayson Allen (So.) vs. Georgetown, 11/22/2015	<i>[5-6]</i> .833
	Grayson Allen (Jr.) vs. North Carolina, 3/10/2017	<i>[5-6]</i> .833

3-POINT FIELD GOAL PCT. (MINIMUM 10 ATTEMPTS)

Rk	Name vs. Opponent, Date	Pct
1.	William Avery (So.) vs. Florida, 12/9/1998	<i>[8-10]</i> .800
	Jason Williams (So.) vs. Temple, 12/2/2000	<i>[8-10]</i> .800
	J.J. Redick (Sr.) vs. Virginia, 1/28/2006	<i>[8-10]</i> .800
	Kyle Singler (Jr.) vs. Georgia Tech, 2/4/2010	<i>[8-10]</i> .800
5.	Shane Battier (Sr.) vs. Princeton, 11/14/2000	<i>[9-12]</i> .750
6.	J.J. Redick (Jr.) at Florida State, 1/22/2005	<i>[8-11]</i> .727
7.	Shane Battier (Jr.) at Clemson, 3/1/2000	<i>[7-10]</i> .700
	Jason Williams (Jr.) vs. Kentucky, 12/18/2001	<i>[7-10]</i> .700
	Quinn Cook (Jr.) vs. Mercer, 3/21/2014	<i>[7-10]</i> .700
	Grayson Allen (So.) at Georgia Tech, 2/2/2016	<i>[7-10]</i> .700

FREE THROWS MADE

Rk	Name vs. Opponent, Date	FT
1.	Bucky Allen (Jr.) vs. NC State, 1/5/1957 <i>[t-3]</i>	20
2.	Joe Belmont (Jr.) at Penn, 12/16/1955	19
3.	Jim Spanarkel (Jr.) vs. North Carolina, 12/2/1977	18
	Jim Spanarkel (Jr.) vs. NC State, 2/15/1978	18
5.	Dick Groat (Jr.) vs. Davidson, 1/29/1951	17
	Bucky Allen (Jr.) at Clemson, 12/4/1956	17
	Mike Gminski (Jr.) at NC State, 1/21/1979	17
8.	William Riegel (So.) at Wake Forest, 2/12/1953	16
	Ronnie Mayer (Sr.) at Pennsylvania, 12/16/1955	16
	Richie O'Connor (Jr.) vs. Wake Forest, 12/18/1971	16

MOST FREE THROWS MADE (NO MISSES)

Rk	Name vs. Opponent, Date	FT
1.	Dick Groat (Jr.) vs. Davidson, 1/29/1951	17
2.	Gene Banks (Jr.) vs. NC State, 2/28/1980 <i>[t-15]</i>	14
	J.J. Redick (Jr.) vs. Princeton, 1/5/2005 <i>[t-15]</i>	14
	Ryan Kelly (Jr.) vs. Georgia Tech, 1/7/2012 <i>[t-15]</i>	14
5.	Bucky Allen (Sr.) at NC State, 2/11/1958	13
	Mike Lewis (Jr.) at Vanderbilt, 12/13/1966	13
	Steve Vandenberg (Sr.) vs. North Carolina, 3/1/1969	13
	Christian Laettner (So.) vs. Maryland, 1/13/1990	13
	Christian Laettner (Sr.) vs. St. John's, 12/5/1991	13
	Elton Brand (So.) vs. NC A&T, 12/20/1998	13
	Jon Scheyer (Jr.) vs. Rhode Island, 11/16/2008	13

FREE THROW ATTEMPTS

Rk	Name vs. Opponent, Date	FTA
1.	Joe Belmont (Jr.) at Penn, 12/16/1955 <i>[t-4]</i>	24
	Art Heyman (So.) at Navy, 2/18/1961 <i>[t-4]</i>	24
3.	Bucky Allen (Jr.) vs. NC State, 1/5/1957	23
4.	Ronnie Mayer (Sr.) at Pennsylvania, 12/16/1955	22
	Jim Spanarkel (Jr.) vs. NC State, 2/15/1978	22
6.	Bernie Janicki (Jr.) vs. Maryland, 3/5/1953	21
	Richie O'Connor (Jr.) vs. WakeForest, 12/18/1971	21
	Jim Spanarkel (Sr.) vs. North Carolina, 12/2/1977	21
9.	Bucky Allen (Jr.) at Clemson, 12/4/1956	20
	Carroll Youngkin (So.) vs. Pittsburgh, 1/31/1959	20
	Art Heyman (Jr.) vs. WakeForest, 12/30/1961	20
	Mike Gminski (Jr.) at NC State, 1/21/1979	20
	Christian Laettner (Sr.) at Boston U., 1/21/1992	20

REBOUNDS

Rk	Name vs. Opponent, Date	Reb
1.	■ Bernie Janicki (So.) vs. North Carolina, 2/29/1952	31
2.	Randy Denton (Sr.) vs. Northwestern, 12/29/1970 <i>[t-17]</i>	25
3.	Art Heyman (Sr.) vs. North Carolina, 2/23/1963	24
	Mike Lewis (Jr.) vs. (OT) Wake Forest, 2/21/1967	24
	Paul Schmidt (Sr.) vs. (OT) Wake Forest, 2/15/1968	24
6.	Bob Lakata (So.) vs. Temple, 1/5/1955	23
	Jim Newcome (Sr.) vs. West Virginia, 12/15/1956	23
	Randy Denton (So.) at Davidson, 2/19/1969	23
9.	Mike Lewis (Sr.) vs. NC State, 1/27/1968	22
	Mike Lewis (Sr.) vs. Temple, 2/17/1968	22
	Miles Plumlee (Sr.) vs. Maryland, 2/11/2012	22
12.	Art Heyman (So.) at Georgia Tech, 12/19/1960	21
	Jack Marin (Jr.) vs. Navy, 12/10/1964	21
	Mike Lewis (So.) vs. UCLA, 12/10/1965	21
	Mike Lewis (Sr.) vs. Clemson, 1/9/1968	21
	Randy Denton (So.) vs. South Carolina, 2/8/1969	21
	Randy Denton (Jr.) vs. Kentucky, 12/20/1969	21
	Randy Denton (Jr.) vs. William & Mary, 12/13/1969	21
	Randy Denton (Jr.) vs. Maryland, 2/21/1970	21
	Elton Brand (So.) vs. Fresno State, 11/27/1998	21
	Marvin Bagley III (Fr.) vs. Florida State, 12/30/2017	21
22.	9x; last by Jahlii Okafor (Fr.) vs. Elon, 12/15/2014	20

Active, Game: Wendell Moore Jr., 2/8/2020 at North Carolina - 10;  
Matthew Hurt vs. Virginia Tech, 2/22/2020 - 10  
Coach K Era, Game: Miles Plumlee vs. Maryland, 2/11/2012 - 22  
ACC Play, Game: 3x; last by Paul Schmidt vs. Wake Forest, 2/15/1968 - 24  
Postseason, Game: 2x; last by Randy Denton vs. St. Bonaventure (NIT), 3/27/1971 - 20  
ACC Tournament, Game: Art Heyman vs. Clemson, 3/2/1962 - 20  
NCAA Tournament, Game: 2x; last by Shelden Williams vs. Southern, 3/16/2006 - 18  
Cameron Indoor Stadium, Game: Bernie Janicki vs. UNC, 2/29/1952 - 31  
Freshman, Game: Marvin Bagley III vs. Florida State, 12/30/2017 - 21  
Sophomore, Game: Bernie Janicki vs. North Carolina, 2/29/1952 - 31  
Junior, Game: Mike Lewis vs. Wake Forest, 2/21/1967 - 24  
Senior, Game: Randy Denton vs. Northwestern, 12/29/1970 - 25

■ - Cameron Indoor Stadium record  
▲ - ACC Record  
[#] - ACC All-Time Individual Game Rank



Game Records

OFFENSIVE REBOUNDS

Rk	Name vs. Opponent, Date	Reb
1.	Mike Lewis (Jr.) vs. Wake Forest, 2/21/1967	12
	Mike Lewis (Sr.) vs. Wake Forest, 2/14/1968	12
3.	Mike Lewis (So.) vs. NC State, 1/29/1966	11
	Marshall Plumlee (Gr.) vs. Syracuse, 1/18/2016	11
	Marvin Bagley III (Fr.), vs. Florida State, 12/30/2017	11
6.	Mike Lewis (So.) vs. UCLA, 12/10/1965	10
	Jack Marin (Sr.) vs. Wake Forest, 1/15/1966	10
	Elton Brand (So.) at Florida State, 2/17/1999	10
	Jabari Parker (Fr.) vs. Florida State, 1/25/2014	10
	Jahlil Okafor (Fr.) vs. Elon, 12/15/2014	10

DEFENSIVE REBOUNDS

Rk	Name vs. Opponent, Date	Reb
1.	Danny Ferry (So.) at Maryland, 1/14/1987	17
2.	Randy Denton (So.) vs. Wake Forest, 2/12/1969	16
3.	Mike Lewis (Sr.) vs. Princeton, 12/19/1967	15
	Elton Brand (So.) vs. Fresno State, 11/27/1998	15
	Mike Dunleavy (So.) at Clemson, 2/7/2001	15
	Shelden Williams (Sr.) vs. Southern, 3/16/2006	15
7.	Christian Laettner (So.) at Virginia, 2/8/1990	14
8.	Danny Ferry (Sr.) at Harvard, 2/14/1989	13
	Grant Hill (Sr.) vs. Arkansas, 4/4/1994	13
	Cherokee Parks (Sr.) at Virginia, 2/15/1995	13
	Cherokee Parks (Sr.) vs. NC State, 3/9/1995	13
	Carlos Boozer (Jr.) vs. Iowa, 11/27/2001	13
	Shelden Williams (Sr.) vs. Virginia Tech, 12/4/2005	13
	Shelden Williams (Sr.) at Virginia Tech, 1/26/2006	13
	Miles Plumlee (Sr.) vs. Maryland, 2/11/2012	13
	Mason Plumlee (Sr.) vs. Boston College, 2/24/2013	13
	Marvin Bagley III (Fr.) vs. Notre Dame, 3/8/2018	13
	RJ Barrett (Fr.) vs. Hartford, 12/5/2018	13
	RJ Barrett (Fr.) vs. Syracuse, 1/14/2019	13

ASSISTS

Rk	Name vs. Opponent, Date	Ast
1.	■ Bobby Hurley (Sr.) vs. Florida State, 2/24/1993 [t-15]	16
2.	Bobby Hurley (Sr.) vs. Oklahoma, 1/4/1993	15
	Bobby Hurley (Sr.) at NC State, 2/21/1993	15
	Bobby Hurley (Sr.) vs. UCLA, 2/28/1993	15
	Greg Paulus (Fr.) vs. Valparaiso, 12/18/2005	15
6.	Kevin Billerman (So.) at North Carolina, 3/2/1974	14
	Tommy Amaker (Jr.) vs. Miami, 2/19/1986	14
	Bobby Hurley (So.) vs. LSU, 2/10/1991	14
	Chris Duhon (Sr.) vs. Wake Forest, 1/17/2004	14
	Quinn Cook (So.) vs. Wake Forest, 1/5/2013	14

Active, Game: Jordan Goldwire vs. Evansville, 12/20/2017 - 7  
Coach K Era, Game: Bobby Hurley vs. Florida State, 2/24/1993 - 16  
ACC Play, Game: Bobby Hurley vs. Florida State, 2/24/1993 - 16  
Postseason, Game: Bobby Hurley vs. Maryland, 3/13/1992 - 13  
ACC Tournament, Game: Bobby Hurley vs. Maryland, 3/13/1992 - 13  
NCAA Tournament, Game: Quinn Snyder vs. SMU, 3/19/1988 - 12  
Cameron Indoor Stadium, Game: Bobby Hurley vs. Florida State, 2/24/1993 - 16  
Freshman, Game: Greg Paulus vs. Valparaiso, 12/18/2005 - 15  
Sophomore, Game: Kevin Billerman at North Carolina, 3/2/1974 - 14  
Junior, Game: Tommy Amaker vs. Miami, 2/19/1986 - 14  
Senior, Game: Bobby Hurley vs. Florida State, 2/24/1993 - 16

TRIPLE-DOUBLES

Rk	Name, Years	No
1.	Art Heyman (Sr.), 1963	1
	vs. Virginia, 2/28/1963 (21 points, 18 rebounds, 10 assists)	
	Gene Banks (Fr.), 1978	1
	vs. Lehigh, 1/9/1978 (13 points, 12 rebounds, 11 assists)	
	Shelden Williams (Sr.), 2006	1
	vs. Maryland, 1/11/2006 (19 points, 11 rebounds, 10 blocked shots)	
	RJ Barrett (Fr.), 2019	1
	vs. NC State, 2/16/2019 (23 points, 11 rebounds, 10 assists)	

MINUTES PLAYED

Rk	Name vs. Opponent, Date	Min
1.	Howard Hurt (Jr.) vs. Dayton, 12/30/1959	55
2.	John Frye (Jr.) vs. Dayton, 12/30/1959	54
3.	Chip Engelland (Jr.) vs. Clemson, 2/24/1982	53
4.	Vince Taylor (Sr.) vs. Clemson, 2/24/1982	51
5.	Randy Denton (Jr.) vs. Virginia Tech, 12/1/1969	49
	Dick DeVenizio (Jr.) vs. Virginia Tech, 12/1/1969	49
	Tommy Amaker (Fr.) at North Carolina, 3/3/1984	49
	Johnny Dawkins (So.) at North Carolina, 3/3/1984	49
	Christian Laettner (Jr.) at Arizona, 2/24/1991	49
10.	Cherokee Parks (Sr.) vs. North Carolina, 2/2/1995	48

BLOCKED SHOTS

Rk	Name vs. Opponent, Date	Blk
1.	Cherokee Parks (Jr.) vs. Clemson, 3/11/1994 [t-10]	10
	■ Shelden Williams (Sr.) vs. Maryland, 1/11/2006 [t-10]	10
3.	Mike Gminski (Fr.) at Davidson, 1/5/1977	9
	Mike Gminski (So.) vs. NC State, 2/15/1978	9
	Mike Gminski (Jr.) at Davidson, 1/2/1979	9
	Mike Gminski (Sr.) vs. Wake Forest, 11/30/1979	9
	Shelden Williams (Jr.) vs. Virginia, 1/16/2005	9
	Shelden Williams (Sr.) vs. Davidson, 11/19/2005	9
9.	Mike Gminski (Fr.) vs. Connecticut, 12/14/1976	8
	Mike Gminski (Sr.) vs. Vermont, 12/28/1979	8
	Shane Battier (Jr.) vs. Kansas, 3/19/2000	8
	Shelden Williams (So.) vs. Wake Forest, 1/17/2004	8
	Shelden Williams (Sr.) vs. Virginia, 1/28/2006	8

Active, Game: Matthew Hurt, twice - 3  
Coach K Era, Game: 2x, last by Shelden Williams vs. Maryland, 1/11/2006 - 10  
ACC Play, Game: Shelden Williams vs. Maryland, 1/11/2006 - 10  
Postseason, Game: Cherokee Parks vs. Clemson, 3/11/1994 - 10  
ACC Tournament, Game: Cherokee Parks vs. Clemson, 3/11/1994 - 10  
NCAA Tournament, Game: Shane Battier vs. Kansas, 3/19/2000 - 8  
Cameron Indoor Stadium, Game: Shelden Williams vs. Md., 1/11/2006 - 10  
Freshman, Game: Mike Gminski at Davidson, 1/5/1977 - 9  
Sophomore, Game: Mike Gminski vs. NC State, 2/15/1978 - 9  
Junior, Game: Cherokee Parks vs. Clemson, 3/11/1994 - 10  
Senior, Game: Shelden Williams vs. Maryland, 1/11/2006 - 10

STEALS

Rk	Name vs. Opponent, Date	St
1.	▲ ■ Kenny Dennard (So.) vs. Maryland, 2/3/1979 [t]	11
2.	Grant Hill (Jr.) vs. California, 3/20/1993 [t-10]	8
	Steve Wojciechowski (Jr.) vs. Vanderbilt, 11/22/1996 [t-10]	8
	Quinn Cook (Jr.) vs. UCLA, 12/19/2013 [t-10]	8
5.	George Moses (Sr.) vs. Western Kentucky, 12/27/1975	7
	George Moses (Sr.) vs. Davidson, 1/27/1976	7
	Jim Spanarkel (So.) vs. Lafayette, 1/10/1977	7
	Tommy Amaker (Jr.) vs. Old Dominion, 3/15/1986	7
	Tommy Amaker (Jr.) vs. Louisville, 3/31/1986	7
	Christian Laettner (Sr.) vs. North Carolina, 3/15/1992	7
	Shane Battier (Fr.) vs. Davidson, 11/20/1997	7
	Mike Dunleavy (Jr.) vs. Maryland, 1/17/2002	7
	Sean Dockery (So.) vs. St. John's, 12/6/2003	7
	Chris Duhon (Sr.) vs. Fairfield, 1/6/2004	7
	Chris Duhon (Sr.) vs. Georgia Tech, 3/3/2004	7
	DeMarcus Nelson (So.) vs. Boston U., 11/14/2005	7
	David McClure (So.) vs. UNC Greensboro, 1/16/2006	7

Active, Game: Jordan Goldwire vs. Winthrop, 11/29/2019 - 5  
Coach K Era, Game: 3x, last by Quinn Cook vs. UCLA, 12/19/2014 - 8  
ACC Play, Game: Kenny Dennard vs. Maryland, 2/3/1979 - 11  
Postseason, Game: Grant Hill vs. California, 3/20/1993 - 8  
ACC Tournament, Game: Christian Laettner vs. North Carolina, 3/15/1992 - 7  
NCAA Tournament, Game: Grant Hill vs. California, 3/20/1993 - 8  
Cameron Indoor Stadium, Game: Kenny Dennard vs. Maryland, 2/3/1979 - 11  
Freshman, Game: Shane Battier vs. Davidson, 11/20/1997 - 7  
Sophomore, Game: Kenny Dennard vs. Maryland, 2/3/1979 - 11  
Junior, Game: 3x, last by Quinn Cook vs. UCLA, 12/19/2014 - 8  
Senior, Game: 5x, last by Chris Duhon vs. Georgia Tech, 3/3/2004 - 7

FEWEST FIELD GOAL ATTEMPTS (MINIMUM 20 POINTS)

Rk	Player vs. Opponent, Date	FGA	Pts
1.	Ryan Kelly vs. Georgia Tech, 1/7/2012 (3-4 FG, 1-2 3FG, 14-14 FT)	4	21
2.	Richard O'Connor vs. Wake Forest, 12/18/1971 (4-5 FG, 16-21 FT)	5	24
3.	Bobby Joe Harris at Wake Forest, 2/1/1958 (3-6 FG, 14-16 FT)	6	20
	John Smith vs. Davidson, 12/8/1986 (6-6 FG, 8-9 FT)	6	20
	Ryan Kelly at Wake Forest, 1/22/2011 (6-6 FG, 4-4 3FG, 4-4 FT)	6	20
6.	Trajan Langdon vs. St. Joes, 11/20/1996 (6-7 FG, 6-7 3FG, 2-2 FT)	7	20
	Elton Brand vs. NC A&T, 12/20/1998 (4-7 FG, 13-13 FT)	7	21
	DeMarcus Nelson vs. Albany, 12/17/2007 (6-7 FG, 4-5 3FG, 7-13 FT)	7	23
	Jon Scheyer vs. North Carolina, 3/8/2009 (7-7 FG, 3-3 3FG, 7-8 FT)	7	24
	Seth Curry vs. Michigan State, 11/15/2011 (4-7 FG, 2-5 3FG, 10-12 FT)	7	20
	Luke Kennard vs. North Carolina, 3/10/2017 (4-7 FG, 2-2 3FG, 10-10 FT)	7	20

FEWEST FIELD GOAL ATTEMPTS (MINIMUM 30 POINTS)

Rk	Player vs. Opponent, Date	FGA	Pts
1.	Shane Battier vs. Davidson, 12/21/1999 (8-9 FG, 3-4 3FG, 12-12 FT)	9	31
2.	Christian Laettner vs. Kentucky, 3/28/1992 (10-10 FG, 1-1 3FG, 10-10 FT)	10	31
	Rodney Hood vs. East Carolina, 11/19/2013 (8-10 FG, 2-2 3FG, 12-12 FT)	10	30
4.	Mason Plumlee vs. NC State, 2/7/2013 (9-11 FG, 12-16 FT)	11	30
5.	Chris Collins vs. Iowa, 11/25/1995 (8-12 FG, 5-7 3FG, 9-12 FT)	12	30
	Jason Williams at Temple, 12/2/2000 (10-12 FG, 8-10 3FG, 2-2 FT)	12	30
	J.J. Redick vs. NC State, 3/16/2003 (7-12 FG, 5-10 3FG, 11-12 FT)	12	30
	Shelden Williams at Miami, 1/19/2005 (11-12 FG, 8-8 FT)	12	30
	Kyrie Irving vs. Michigan State, 12/1/2010 (8-12 FG, 2-3 3FG, 13-16 FT)	12	31
	Grayson Allen vs. Georgetown, 11/20/2015 (9-12 FG, 5-6 3FG, 9-9 FT)	12	32

FEWEST FIELD GOAL ATTEMPTS (MINIMUM 40 POINTS)

Rk	Player vs. Opponent, Date	FGA	Pts
1.	J.J. Redick vs. Virginia, 1/28/2006 (11-13 FG, 8-10 3FG, 10-11 FT)	13	40
2.	J.J. Redick vs. Texas, 12/10/2005 (13-24 FG, 9-16 3FG, 6-6 FT)	24	40
3.	J.J. Redick at Georgetown, 1/21/2006 (12-24 FG, 6-11 3FG, 11-13 FT)	24	41
4.	Danny Ferry at Miami, 12/10/1988 (23-26 FG, 2-3 3FG, 10-12 FT)	26	58
5.	Jeff Mullins vs. Villanova, 3/13/1964 (19-28 FG, 5-6 FT)	28	43
	Tate Armstrong vs. NC State, 2/18/1976 (14-28 FG, 12-13 FT)	28	40

HIGHEST POINTS EFFICIENCY (MINIMUM 30 POINTS)

Rk	Player vs. Opponent, Date	Pts	Poss	Pts	Eff
1.	Christian Laettner vs. Kentucky, 3/28/1992 (10-10 FG, 1-1 3FG, 10-10 FT)	31	31	1.000	
2.	Shelden Williams at Miami, 1/19/2005 (11-12 FG, 8-8 FT)	30	32	.938	
3.	Carlos Boozer at Virginia, 2/28/2002 (12-13 FG, 9-10 FT)	33	36	.917	
4.	Shane Battier vs. Davidson, 12/21/1999 (8-9 FG, 3-4 3FG, 12-12 FT)	31	34	.912	
5.	Carlos Boozer vs. NC State, 2/14/2002 (13-14 FG, 6-8 FT)	32	36	.889	

Points divided by total possible points if hit every shot

HIGHEST POINTS EFFICIENCY (MINIMUM 40 POINTS)

Rk	Player vs. Opponent, Date	Pts	Poss	Pts	Eff
1.	Danny Ferry at Miami, 12/10/1988 (23-26 FG, 2-3 3FG, 10-12 FT)	58	67	.866	
2.	J.J. Redick vs. Virginia, 1/18/2006 (11-13 FG, 8-10 3FG, 10-11 FT)	40	47	.851	
3.	Jeff Mullins vs. Villanova, 3/13/1964 (19-28 FG, 5-6 FT)	43	62	.694	
4.	Tate Armstrong vs. Clemson, 2/25/1976 (18-29 FG, 6-8 FT)	42	66	.636	
5.	J.J. Redick vs. Texas, 12/10/2006 (13-24 FG, 9-16 3FG, 6-6 FT)	41	70	.586	

Points divided by total possible points if hit every shot

MOST POINTS (100 PCT. EFFICIENCY)

Rk	Player vs. Opponent, Date	Pts
1.	Christian Laettner vs. Kentucky, 3/28/1992 (10-10 FG, 1-1 3FG, 10-10 FT)	31
2.	Carlos Boozer vs. Clemson, 1/7/2001 (8-8 FG, 9-9 FT)	25
3.	Larry Saunders vs. West Virginia, 2/7/1970 (7-7 FG, 9-9 FT)	23
4.	Carlos Boozer at Portland, 12/19/2000 (11-11 FG)	22
5.	Grant Hill vs. North Carolina, 3/15/1992 (8-8 FG, 4-4 FT)	20
	Ryan Kelly at Wake Forest, 1/22/2011 (6-6 FG, 4-4 3FG, 4-4 FT)	20



Freshman Season Records

POINTS

Rk	Name, Year	G	Pts	Avg
1.	▲RJ Barrett, 2019 [1]	38	860	22.6
2.	Zion Williamson, 2019 [2]	33	746	22.6
3.	Marvin Bagley III, 2018 [5]	33	694	21.0
4.	Jabari Parker, 2014	35	670	19.1
5.	Jahlil Okafor, 2015	38	657	17.3
6.	Brandon Ingram, 2016	36	624	17.3
7.	Gene Banks, 1978	34	581	17.1
8.	Luol Deng, 2004	37	558	15.1
9.	Vernon Carey Jr., 2020	31	552	17.8
10.	Gary Trent Jr., 2018	37	536	13.5

SCORING AVERAGE

Rk	Name, Year	G	Pts	Avg
1.	▲RJ Barrett, 2019 [1-1]	38	860	22.6
	▲Zion Williamson, 2019 [1-1]	33	746	22.6
3.	Marvin Bagley III, 2018 [3]	33	694	21.0
4.	Jabari Parker, 2014 [7]	35	670	19.1
5.	Johnny Dawkins, 1983 [12]	28	506	18.1
6.	Vernon Carey Jr., 2020 [14]	31	552	17.8
7.	Jahlil Okafor, 2015 [1-15]	38	657	17.3
	Brandon Ingram, 2016 [1-15]	36	624	17.3
9.	Gene Banks, 1978	34	581	17.1
10.	Jayson Tatum, 2017	29	488	16.8

Minimum 20 games played

FIELD GOALS MADE

Rk	Name, Year	FG
1.	RJ Barrett, 2019	319
2.	Zion Williamson, 2019	296
3.	Jahlil Okafor, 2015	279
4.	Marvin Bagley III, 2018	270
5.	Gene Banks, 1978	238
6.	Jabari Parker, 2014	236
7.	Brandon Ingram, 2016	214
8.	Luol Deng, 2004	210
9.	Johnny Dawkins, 1983	207
10.	Vernon Carey Jr., 2020	199

FIELD GOAL ATTEMPTS

Rk	Name, Year	FGA
1.	RJ Barrett, 2019	702
2.	Jabari Parker, 2014	499
3.	Brandon Ingram, 2016	484
4.	Gene Banks, 1978	451
5.	Luol Deng, 2004	442
6.	Marvin Bagley III, 2018	440
7.	Zion Williamson, 2019	435
8.	Cam Reddish, 2019	432
9.	Jason Williams, 2000	427
	Gary Trent Jr., 2018	427

FIELD GOAL PCT.

Rk	Name, Year	FG	FGA	Pct
1.	Christian Laettner, 1989	115	159	.723
2.	▲Zion Williamson, 2019 [1]	296	435	.680
3.	Jahlil Okafor, 2015 [2]	279	420	.664
4.	Carlos Boozer, 2000	164	267	.614
	Marvin Bagley III, 2018 [6]	270	440	.614
6.	Josh McRoberts, 2006	115	190	.605
7.	Elton Brand, 1998	100	169	.592
8.	Vernon Carey Jr., 2020 [9]	199	345	.577
9.	Wendell Carter Jr., 2018	179	319	.561
10.	Kenny Dennard, 1978	140	254	.551

Minimum 100 field goals made

ACC record is minimum is 5.0 field goals made per game

3-POINT FIELD GOALS MADE

Rk	Name, Year	3FG
1.	Gary Trent Jr., 2018	97
2.	J.J. Redick, 2003	95
3.	Cam Reddish, 2019	89
4.	Brandon Ingram, 2016	80
5.	Jason Williams, 2000	73
	RJ Barrett, 2019	73
7.	Jon Scheyer, 2007	61
8.	Trajan Langdon, 1995	59
9.	Austin Rivers, 2012	58
10.	Luke Kennard, 2016	55

3-POINT FIELD GOAL ATTEMPTS

Rk	Name, Year	3FG	3FGA	Pct
1.	Cam Reddish, 2019	32	70	.457
2.	Gary Trent Jr., 2018	37	85	.435
3.	J.J. Redick, 2003	59	138	.428
4.	RJ Barrett, 2019	32	76	.421
5.	Jason Williams, 2000	46	110	.418
6.	Brandon Ingram, 2016	80	195	.410
7.	Luke Kennard, 2016	97	241	.402
8.	Jon Scheyer, 2007	95	238	.399
9.	Austin Rivers, 2012	51	129	.395
10.	Kyle Singler, 2008	36	95	.379
	Tyus Jones, 2015	47	124	.379

Minimum 30 three-point field goals made

FREE THROWS MADE

Rk	Name, Year	FT
1.	Jabari Parker, 2014	160
2.	RJ Barrett, 2019	149
3.	Vernon Carey Jr., 2020	146
4.	Tyus Jones, 2015	144
5.	Marvin Bagley III, 2018	131
6.	Zion Williamson, 2019	130
7.	Wendell Carter Jr., 2018	124
8.	Austin Rivers, 2012	121
9.	Jayson Tatum, 2017	118
10.	Brandon Ingram, 2016	116

FREE THROW ATTEMPTS

Rk	Name, Year	FTA
1.	RJ Barrett, 2019	224
2.	Vernon Carey Jr., 2020	218
3.	Jabari Parker, 2014	214
4.	Marvin Bagley III, 2018	209
5.	Zion Williamson, 2019	203
6.	Jahlil Okafor, 2015	194
7.	Austin Rivers, 2012	184
8.	Brandon Ingram, 2016	170
9.	Wendell Carter Jr., 2018	168
10.	Tyus Jones, 2015	162

FREE THROW PCT.

Rk	Name, Year	FT	FTA	Pct
1.	▲J.J. Redick, 2003 [1]	102	111	.919
2.	Kyrie Irving, 2011	64	71	.901
3.	Tyus Jones, 2015 [2]	144	162	.889
	Luke Kennard, 2016	88	99	.889
5.	Gary Trent Jr., 2018	85	97	.876
6.	Jayson Tatum, 2017	118	139	.849
7.	Jon Scheyer, 2007	115	136	.846
8.	Taymon Domzalski, 1996	63	77	.818
9.	Mark Alarie, 1983	104	128	.813
10.	Rasheed Sulaimon, 2013	93	116	.802

Minimum 60 free throws made

ACC record is minimum is 2.5 free throws made per game

REBOUNDS

Rk	Name, Year	G	Reb	Avg
1.	Marvin Bagley III, 2018	33	366	11.1
2.	Wendell Carter Jr., 2018	37	335	9.1
3.	Jahlil Okafor, 2015	38	322	8.5
4.	Jabari Parker, 2014	35	306	8.7
5.	Zion Williamson, 2019	33	293	8.9
6.	Gene Banks, 1978	34	292	8.6
7.	Mike Gminski, 1977	27	289	10.7
	RJ Barrett, 2019	38	289	7.6
9.	Vernon Carey Jr., 2020	31	272	8.8
10.	Luol Deng, 2004	37	255	6.9

REBOUND AVERAGE

Rk	Name, Year	G	Reb	Avg
1.	Marvin Bagley III, 2018 [3]	33	366	11.1
2.	Mike Gminski, 1977 [5]	27	289	10.7
3.	Wendell Carter Jr., 2018	37	335	9.1
4.	Zion Williamson, 2019	33	293	8.9
5.	Vernon Carey Jr., 2020	31	272	8.8
6.	Jabari Parker, 2014	35	306	8.7
7.	Gene Banks, 1978	34	292	8.6
8.	Jahlil Okafor, 2015	38	322	8.5
9.	RJ Barrett, 2019	38	289	7.6
10.	Elton Brand, 1998	21	154	7.3
	Jayson Tatum, 2017	29	213	7.3

ASSISTS

Rk	Name, Year	G	Ast	Avg
1.	Bobby Hurley, 1990 [2]	38	288	7.6
2.	Jason Williams, 2000	34	220	6.5
3.	Tyus Jones, 2015	39	217	5.6
4.	Trevon Duval, 2018	37	207	5.6
5.	Tre Jones, 2019	36	192	5.3
6.	Greg Paulus, 2006	36	187	5.2
7.	Chris Duhon, 2001	39	174	4.5
8.	RJ Barrett, 2019	38	164	4.3
9.	Tommy Amaker, 1984	34	163	4.8
10.	Johnny Dawkins, 1983	28	134	4.8

ASSISTS PER GAME

Rk	Name, Years	G	Ast	Avg
1.	Bobby Hurley, 1990 [2]	38	288	7.6
2.	Jason Williams, 2000	34	220	6.5
3.	Tyus Jones, 2015	39	217	5.6
	Trevon Duval, 2018	37	207	5.6
5.	Tre Jones, 2019	36	192	5.3
6.	Greg Paulus, 2006	36	187	5.2
7.	Johnny Dawkins, 1983	28	134	4.8
	Tommy Amaker, 1984	34	163	4.8
9.	Chris Duhon, 2001	39	174	4.5
10.	RJ Barrett, 2019	38	164	4.3

BLOCKED SHOTS

Rk	Name, Year	G	Blk	Avg
1.	Mike Gminski, 1977	27	90	3.3
2.	Wendell Carter Jr., 2018	37	76	2.1
3.	Zion Williamson, 2019	33	59	1.8
4.	Jahlil Okafor, 2015	38	54	1.4
5.	Shane Battier, 1998	36	53	1.5
6.	Shelden Williams, 2003	33	52	1.6
7.	Brandon Ingram, 2016	36	49	1.4
	Vernon Carey Jr., 2020	31	49	1.6
9.	Josh McRoberts, 2006	36	46	1.3
10.	Jabari Parker, 2014	35	43	1.2

BLOCKED SHOTS PER GAME

Rk	Name, Year	G	Blk	Avg
1.	Mike Gminski, 1977	27	90	3.3
2.	Wendell Carter Jr., 2018	37	76	2.1
3.	Zion Williamson, 2019	33	59	1.8
4.	Shelden Williams, 2003	33	52	1.6
	Vernon Carey Jr., 2020	31	49	1.6
6.	Shane Battier, 1998	36	53	1.5
7.	Jahlil Okafor, 2015	38	54	1.4
	Brandon Ingram, 2016	36	49	1.4
9.	Elton Brand, 1998	21	27	1.3
	Josh McRoberts, 2006	36	46	1.3

STEALS

Rk	Name, Year	G	St	Avg
1.	Jason Williams, 2000	34	81	2.4
2.	Zion Williamson, 2019	33	70	2.1
3.	Chris Duhon, 2001	39	77	2.0
4.	Tommy Amaker, 1984	34	64	1.9
	Tre Jones, 2019	36	68	1.9
6.	Bobby Hurley, 1990	38	67	1.8
7.	Greg Paulus, 2006	36	56	1.6
	Cam Reddish, 2019	36	56	1.6
9.	Tyus Jones, 2015	39	59	1.5
	Trevon Duval, 2018	37	54	1.5

▲ - ACC Freshman Record

[#] - ACC All-Time Freshman Season Rank

Freshman Season Records

STEALS PER GAME

Rk	Name, Years	G	St	Avg
1.	Jason Williams, 2000	34	81	2.4
2.	Zion Williamson, 2019	33	70	2.1
3.	Jim Spanarkel, 1976	23	45	2.0
	Chris Duhon, 2001	39	77	2.0
5.	Tommy Amaker, 1984	34	64	1.9
	Tre Jones, 2019	36	68	1.9
7.	Bobby Hurley, 1990	38	67	1.8
8.	Greg Paulus, 2006	36	56	1.6
	Cam Reddish, 2019	36	56	1.6
10.	Elton Brand, 1998	21	32	1.5

ASSIST-TO-TURNOVER RATIO

Rk	Name, Years	A	TO	A:TO
1.	Tre Jones, 2019	192	53	3.62
2.	Tyus Jones, 2015	217	76	2.86
3.	Chris Duhon, 2001	174	61	2.85
4.	Trevon Duval, 2018	207	102	2.03
5.	Steve Wojciechowski, 1995	81	42	1.93
6.	Bobby Hurley, 1990	288	166	1.73
7.	Tommy Amaker, 1984	163	101	1.61
8.	Jeff Capel, 1994	108	68	1.59
	Greg Paulus, 2006	187	118	1.59
10.	Jason Williams, 2000	220	139	1.58

minimum 20 games played and 2.0 assist per game

TURNOVERS

Rk	Name, Years	TO
1.	Bobby Hurley, 1990	166
2.	Jason Williams, 2000	139
3.	Gene Banks, 1978	134
4.	RJ Barrett, 2019	123
5.	Greg Paulus, 2006	118
6.	Johnny Dawkins, 1983	103
7.	Trevon Duval, 2018	102
8.	Tommy Amaker, 1984	101
9.	Cam Reddish, 2019	96
10.	Jahlil Okafor, 2015	95

DUNKS

Rk	Name, Year	DUNKS
1.	Marvin Bagley III, 2018	98
2.	Zion Williamson, 2019	72
3.	Jahlil Okafor, 2015	64
4.	Jabari Parker, 2014	61
5.	Wendell Carter Jr., 2018	58
6.	Josh McRoberts, 2006	51
7.	Vernon Carey Jr., 2020	43
8.	Carlos Boozer, 2000	40
9.	RJ Barrett, 2019	38
10.	Grant Hill, 1991	33

CHARGES TAKEN

Rk	Name, Year	No
1.	Shane Battier, 1998	29
2.	Bobby Hurley, 1990	24
3.	Kyle Singler, 2008	19
4.	Robert Brickey, 1987	13
5.	Rasheed Sulaimon, 2013	11
	Tyus Jones, 2015	11
7.	Danny Ferry, 1986	10
	Thomas Hill, 1990	10
	Mike Dunleavy, 2000	10
	Tre Jones, 2019	10

Not an NCAA official stat -- Duke began tracking charges in 1982

GAMES PLAYED

Rk	Name, Year	GP
1.	Danny Ferry, 1986	40
2.	Corey Maggette, 1999	39
	Chris Duhon, 2001	39
	Tyus Jones, 2015	39
	Justise Winslow, 2015	39
6.	Bobby Hurley, 1990	38
	Bill McCaffrey, 1990	38
	Andre Dawkins, 2010	38
	Jahlil Okafor, 2015	38
	RJ Barrett, 2019	38

GAMES STARTED

Rk	Name, Year	GS
1.	Tyus Jones, 2015	39
	Justise Winslow, 2015	39
3.	Bobby Hurley, 1990	38
	Jahlil Okafor, 2015	38
	RJ Barrett, 2019	38
6.	Wendell Carter Jr., 2018	37
	Gary Trent Jr., 2018	37
8.	Tre Jones, 2019	36
9.	Jabari Parker, 2014	35
	Cam Reddish, 2019	35

MINUTES PLAYED

Rk	Name, Year	Min
1.	RJ Barrett, 2019	1,341
2.	Tyus Jones, 2015	1,322
3.	Bobby Hurley, 1990	1,268
4.	Gary Trent Jr., 2018	1,253
5.	Brandon Ingram, 2016	1,246
6.	Tommy Amaker, 1984	1,235
7.	Tre Jones, 2019	1,230
8.	Greg Paulus, 2006	1,163
9.	Jason Williams, 2000	1,157
10.	Luol Deng, 2004	1,149

MINUTES PER GAME

Rk	Name, Year	G	Min	Avg
1.	Tommy Amaker, 1984	34	1,235	36.3
2.	Johnny Dawkins, 1983	28	1,002	35.8
3.	RJ Barrett, 2019	38	1,341	35.3
4.	Mike Gminski, 1977	27	938	34.7
5.	Brandon Ingram, 2016	36	1,246	34.6
6.	Tre Jones, 2019	36	1,230	34.2
7.	Jason Williams, 2000	34	1,157	34.0
8.	Tyus Jones, 2015	39	1,322	33.9
	Marvin Bagley, III, 2018	33	1,118	33.9
	Gary Trent Jr., 2018	37	1,253	33.9

DOUBLE-FIGURE SCORING GAMES

Rk	Name, Year	No
1.	RJ Barrett, 2019	38
2.	Jahlil Okafor, 2015	35
3.	Jabari Parker, 2014	33
4.	Marvin Bagley III, 2018	32
	Zion Williamson, 2019	32
6.	Gene Banks, 1978	31
	Luol Deng, 2004	31
	Brandon Ingram, 2016	31
9.	Jason Williams, 2000	30
	Austin Rivers, 2012	30
	Justise Winslow, 2015	30
	Wendell Carter Jr., 2018	30

DOUBLE-DOUBLES

Rk	Name, Year	No
1.	▲Marvin Bagley III, 2018	22
2.	Wendell Carter Jr., 2018	16
3.	Vernon Carey Jr., 2020	15
4.	Jabari Parker, 2014	14
	Gene Banks, 1978	14
	Zion Williamson, 2019	14
7.	Mike Gminski, 1977	12
8.	Jahlil Okafor, 2015	11
9.	RJ Barrett, 2019	10
10.	Brandon Ingram, 2016	8

TRIPLE-DOUBLES

Rk	Name, Years	No
1.	Gene Banks, 1978	1
	vs. <i>Lehigh, 1/9/1978 (13 points, 12 rebounds, 11 assists)</i>	
	RJ Barrett, 2019	1
	vs. <i>NC State, 2/16/19 (23 points, 11 rebounds, 10 assists)</i>	

MOST 30-POINT GAMES

Rk	Name, Year	No
1.	▲Marvin Bagley III, 2018 <i>[1]</i>	7
2.	RJ Barrett, 2019 <i>[2]</i>	6
3.	Zion Williamson, 2019 <i>[3]</i>	5
4.	J.J. Redick, 2003	2

MOST 25-POINT GAMES

Rk	Name, Year	No
1.	Zion Williamson, 2019	16
2.	RJ Barrett, 2019	14
3.	Marvin Bagley III, 2018	8
4.	Brandon Ingram, 2016	7

MOST 20-POINT GAMES

Rk	Name, Year	No
1.	▲RJ Barrett, 2019 <i>[1]</i>	26
2.	Zion Williamson, 2019 <i>[2]</i>	23
3.	Jabari Parker, 2014 <i>[4]</i>	18
4.	Marvin Bagley III, 2018 <i>[5]</i>	17
5.	Jahlil Okafor, 2015 <i>[t-8]</i>	14
	Brandon Ingram, 2016 <i>[t-8]</i>	14
7.	Vernon Carey Jr., 2020	13
8.	Gene Banks, 1978 <i>[t-16]</i>	11
9.	Mike Gminski, 1977	10
10.	Johnny Dawkins, 1983	9
	J.J. Redick, 2003	9

MOST 10-REBOUND GAMES

Rk	Name, Year	No
1.	Marvin Bagley III, 2018	22
2.	Wendell Carter Jr., 2018	16
3.	Mike Gminski, 1977	15
	Vernon Carey Jr., 2020	15
5.	Jabari Parker, 2014	14
	Gene Banks, 1978	14
	Zion Williamson, 2019	14
8.	Jahlil Okafor, 2015	11
9.	RJ Barrett, 2019	9
10.	Shelden Williams, 2003	8
	Justise Winslow, 2015	8
	Brandon Ingram, 2016	8

MOST 15-REBOUND GAMES

Rk	Name, Year	No
1.	Marvin Bagley III, 2018	8
2.	Mike Gminski, 1977	6
3.	Jahlil Okafor, 2015	3
	Wendell Carter Jr., 2018	3
5.	Jabari Parker, 2014	2
	Zion Williamson, 2019	2
	RJ Barrett, 2019	2

MOST 10-ASSIST GAMES

Rk	Name, Year	No
1.	Bobby Hurley, 1990	9
2.	Jason Williams, 2000	7

MOST 5-BLOCKED SHOTS GAMES

Rk	Name, Year	No
1.	Mike Gminski, 1977	6
2.	Antonio Lang, 1991	2

▲ - ACC Freshman Record  
[#] - ACC All-Time Freshman Season Rank

Freshman Game Records

POINTS		
Rk	Name vs. Opponent, Date	Pts
1.	Zion Williamson vs. Syracuse, 1/14/2019 <i>[t-6]</i>	35
2.	J.J. Redick vs. Virginia, 1/15/2003 <i>[t-11]</i>	34
	Marvin Bagley III vs. Texas, 11/24/17 <i>[t-11]</i>	34
4.	Marvin Bagley III vs. Notre Dame, 3/8/2018 <i>[t-16]</i>	33
	RJ Barrett vs. Kentucky, 11/6/2018 <i>[t-16]</i>	33
	RJ Barrett vs. North Carolina, 2/20/2019 <i>[t-16]</i>	33
7.	Marvin Bagley III vs. Florida State, 12/30/2017	32
	RJ Barrett at Florida State, 1/12/2019	32
	Zion Williamson vs. NC State, 2/16/2019	32
	Zion Williamson vs. UCF, 3/24/2019	32
11.	Johnny Dawkins at Maryland, 1/15/1983	31
	Kyrie Irving vs. Michigan State, 12/1/2010	31
	Marvin Bagley III vs. NC State, 1/6/2018	31
	Zion Williamson vs. North Carolina, 3/15/2019	31
	Vernon Carey Jr. vs. California, 11/21/2019	31
16.	J.J. Redick vs. NC State, 3/16/2003	30
	Jabari Parker vs. North Carolina, 3/8/2014	30
	Jahlil Okafor at Virginia Tech, 2/25/2015	30
	Luke Kennard vs. Notre Dame, 1/16/2016	30
	Marvin Bagley III vs. Florida, 11/26/2017	30
	Marvin Bagley III vs. Wake Forest, 1/13/2018	30
	Gary Trent Jr. at Miami, 1/15/2018	30
	Marvin Bagley III vs. Virginia, 1/27/2018	30
	RJ Barrett vs. Yale, 12/8/2018	30
	Zion Williamson at Wake Forest, 1/8/2019	30
	RJ Barrett vs. Virginia, 1/19/2019	30
	RJ Barrett at Syracuse, 2/23/2019	30

Active, Game: Matthew Hurt, 12/31/2019 vs. Boston College - 25;  
Wendell Moore Jr., 2/25/2020 vs. Wake Forest - 25  
Coach K Era, Game: Zion Williamson vs. Syracuse, 1/14/2019 - 35  
ACC Play, Game: Zion Williamson vs. Syracuse, 1/14/2019 - 35  
Postseason, Game: Marvin Bagley III vs. Notre Dame, 3/8/2018 - 33  
ACC Tournament, Game: Marvin Bagley III vs. Notre Dame, 3/8/2018 - 33  
NCAA Tournament, Game: Zion Williamson vs. UCF, 3/24/2019 - 32  
Cameron Indoor Stadium, Game: Zion Williamson vs. Syracuse, 1/14/2019 - 35  
In a Season Opener: RJ Barrett vs. Kentucky, 11/6/2018 - 33  
In a Conference Opener: Jahlil Okafor vs. Boston College, 1/3/2015 - 28  
Off the Bench: Kyrie Irving vs. Arizona, 3/24/2011 - 28

FIELD GOALS MADE

Rk	Name vs. Opponent, Date	FG
1.	Marvin Bagley III vs. Notre Dame, 3/8/2018	15
2.	RJ Barrett at Syracuse, 2/23/2019	14
3.	Mike Gminski at Wake Forest, 1/19/1977	13
	Jahlil Okafor at Virginia Tech, 2/25/2015	13
	Jahlil Okafor vs. Notre Dame, 3/13/2015	13
	Marvin Bagley III vs. Florida State, 12/30/2017	13
	Marvin Bagley III vs. Virginia, 1/27/2018	13
	RJ Barrett vs. Kentucky, 11/6/2018	13
	Zion Williamson at Wake Forest, 1/8/2019	13
	Zion Williamson vs. St. John's, 2/2/2019	13
	Zion Williamson vs. Syracuse, 3/14/2019	13
	Zion Williamson vs. North Carolina, 3/15/2019	13
13.	Gene Banks vs. Washington College, 11/29/1977	12
	Gene Banks at North Carolina, 2/25/1978	12
	Johnny Dawkins vs. Maryland, 2/21/1983	12
	Luol Deng vs. North Carolina, 3/6/2004	12
	Jabari Parker at Boston College, 2/8/2014	12
	Jahlil Okafor vs. Furman, 11/26/2014	12
	Jahlil Okafor vs. Toledo, 12/29/2014	12
	Jahlil Okafor vs. San Diego State, 3/22/2015	12
	Marvin Bagley III vs. Elon, 11/10/2017	12
	Marvin Bagley III vs. Texas, 11/24/2017	12
	RJ Barrett vs. Stetson, 12/1/2018	12
	Zion Williamson vs. Syracuse, 1/14/2019	12
	Zion Williamson vs. NC State, 2/16/2019	12
	Zion Williamson vs. North Dakota State, 3/22/2019	12
	Zion Williamson vs. UCF, 3/24/2019	12

MOST FIELD GOALS MADE (NO MISSES)

Rk	Name vs. Opponent, Date	FG
1.	Zion Williamson vs. Syracuse, 3/14/2019	13
2.	Mike Gminski vs. Johns Hopkins, 11/30/1976	10
3.	Carlos Boozer at NC State, 2/19/2000	7
4.	Jim Spanarkel at Wake Forest, 2/4/1976	6
	Tommy Amaker vs. Massachusetts, 12/12/1983	6
	Alaa Abdelnaby at North Carolina, 2/26/1987	6
	Christian Laettner vs. Arizona, 2/26/1989	6
	Cherokee Parks vs. Harvard, 11/30/1991	6
	Wendell Carter Jr. vs. Rhode Island, 3/17/2018	6
10.	13x; last by Cassius Stanley vs. Central Arkansas, 11/12/2019	5

FIELD GOALS ATTEMPTED

Rk	Name vs. Opponent, Date	FG
1.	RJ Barrett at North Carolina, 3/9/2019	27
2.	Johnny Dawkins vs. Maryland, 2/21/1983	26
	RJ Barrett vs. Kentucky, 3/16/2018	26
4.	RJ Barrett vs. Gonzaga, 11/21/2018	25
5.	Mike Gminski at Wake Forest, 1/19/1977	24
	Jabari Parker vs. Virginia, 3/16/2014	24
	Zion Williamson vs. UCF, 3/24/2019	24
	RJ Barrett at Pittsburgh, 1/22/2019	24
9.	Marvin Bagley III vs. Notre Dame, 3/8/2018	23
	Cam Reddish vs. North Carolina, 2/20/2019	23
	RJ Barrett vs. Wake Forest, 3/5/2019	23
	Cam Reddish at North Carolina, 3/9/2019	23
13.	Gene Banks at La Salle, 1/21/1978	22
	Brandon Ingram vs. Virginia, 2/13/2016	22
	Jayson Tatum vs. Elon, 12/21/2016	22
	RJ Barrett vs. Texas Tech, 12/20/2018	22
	RJ Barrett vs. North Carolina, 2/20/2019	22

3-POINT FIELD GOALS MADE

Rk	Name vs. Opponent, Date	3FG
1.	Cam Reddish vs. Army West Point, 11/11/2018	7
2.	Trajan Langdon at North Carolina, 3/4/1995	6
	J.J. Redick at Georgia Tech, 2/26/2003	6
	Taylor King vs. Eastern Kentucky, 11/25/2007	6
	Kyle Singler vs. Maryland, 2/13/2008	6
	Andre Dawkins vs. Radford, 11/21/2009	6
	Austin Rivers at North Carolina, 2/8/2012	6
	Rasheed Sulaimon vs. Maryland, 2/16/2013	6
	Luke Kennard vs. NC State, 2/6/2016	6
	Jayson Tatum at Virginia, 2/15/2017	6
	Gary Trent Jr. at Boston College, 12/9/2017	6
	Gary Trent Jr. vs. Wake Forest, 1/13/2018	6
	Gary Trent Jr. at Miami, 1/15/2018	6
	Gary Trent Jr. vs. Notre Dame, 1/29/2018	6
	RJ Barrett at Virginia, 2/9/2019	6

3-POINT FIELD GOAL ATTEMPTS

Rk	Name vs. Opponent, Date	3FGA
1.	RJ Barrett vs. Syracuse, 1/14/2019	17
2.	Cam Reddish at Louisville, 2/12/2019	14
3.	J.J. Redick at Florida State, 2/2/2003	13
	Gary Trent Jr. at Boston College, 12/9/2017	13
5.	Cam Reddish vs. North Carolina, 2/20/2019	12
	Cam Reddish at North Carolina, 3/9/2019	12
7.	J.J. Redick at North Carolina, 3/9/2003	11
	J.J. Redick vs. Kansas, 3/27/2003	11
	Taylor King vs. Eastern Kentucky, 11/25/2007	11
	Andre Dawkins vs. Coastal Carolina, 11/16/2009	11
	Luke Kennard vs. NC State, 2/6/2015	11
	Cam Reddish vs. Boston College, 2/5/2019	11
	RJ Barrett vs. North Carolina, 2/20/2019	11
	RJ Barrett at North Carolina, 3/9/2019	11

3-POINT FIELD GOAL PCT.

Rk	Name vs. Opponent, Date	Pct
1.	J.J. Redick at Georgia Tech, 2/26/2003	[6-of-7] .857
	Jayson Tatum at Virginia, 2/15/2017	[6-of-7] .857
	Gary Trent Jr. vs. Wake Forest, 1/13/2018	[6-of-7] .857
4.	Chris Duhon at Virginia, 2/14/2001	[5-of-6] .833
	J.J. Redick vs. Virginia, 1/15/2003	[5-of-6] .833
6.	Trajan Langdon vs. George Washington, 12/6/1994	[4-of-5] .800
	Luol Deng vs. Pacific, 11/27/2003	[4-of-5] .800
	Greg Paulus at Maryland, 2/11/2006	[4-of-5] .800
	Grayson Allen vs. Wake Forest, 3/4/2015	[4-of-5] .800
	Luke Kennard vs. Utah State, 11/29/2015	[4-of-5] .800
	Gary Trent Jr. vs. Elon, 11/10/2017	[4-of-5] .800
	Trevon Duval vs. Iona, 3/15/2018	[4-of-5] .800
13.	Andre Dawkins vs. Radford, 11/21/2009	[6-of-8] .750
	Rasheed Sulaimon vs. Maryland, 2/16/2013	[6-of-8] .750

Minimum five three-point attempts

FREE THROWS MADE

Rk	Name vs. Opponent, Date	FT
1.	Wendell Moore Jr. at Wake Forest, 2/25/2020	15
2.	Jahlil Okafor vs. Boston College, 1/3/2015	14
3.	Kyrie Irving vs. Michigan State, 12/1/2011	13
4.	Rasheed Sulaimon vs. Michigan State, 3/29/2013	12
	Tyus Jones at North Carolina, 3/7/2015	12
	Luke Kennard vs. Utah, 12/19/2015	12
7.	Elton Brand vs. Chaminade, 11/24/1997	11
	Elton Brand vs. UNC-Greensboro, 12/3/1997	11
	J.J. Redick vs. Virginia, 1/15/2003	11
	J.J. Redick vs. NC State, 3/16/2003	11
	Jon Scheyer at Miami, 1/14/2007	11
	Austin Rivers vs. Virginia Tech, 2/25/2012	11

MOST FREE THROWS MADE (NO MISSES)

Rk	Name vs. Opponent, Date	FT
1.	Tyus Jones at North Carolina, 3/7/2015	12
2.	J.J. Redick vs. Virginia, 1/15/2003	11
	Jon Scheyer at Miami, 1/14/2007	11
4.	Bobby Hurley at Northwestern, 12/2/1989	10
	Tyus Jones at St. John's, 1/25/2015	10
6.	Bill McCaffrey vs. Canisius, 11/29/1989	9
	Tyus Jones vs. Toledo, 12/29/2014	9
	Luke Kennard at Wake Forest, 1/6/2016	9
9.	Jay Bilas at Wake Forest, 2/19/1983	8
	Bobby Hurley vs. Clemson, 1/31/1990	8
	J.J. Redick at Clemson, 1/5/2003	8
	Kyle Singler vs. Marquette, 11/21/2007	8
	Jayson Tatum vs. Florida, 12/6/2016	8
	Wendell Carter Jr. at St. John's, 2/3/2018	8
	Tre Jones vs. Syracuse, 3/14/2019	8

FREE THROW ATTEMPTS

Rk	Name vs. Opponent, Date	FTA
1.	Austin Rivers vs. Virginia Tech, 2/25/2012	17
	Jahlil Okafor vs. Boston College, 1/3/2015	17
3.	Elton Brand vs. Chaminade, 11/24/1997	16
	Kyrie Irving vs. Michigan State, 12/1/2010	16
	Wendell Moore Jr. at Wake Forest, 2/25/2020	16
6.	Grant Hill vs. Notre Dame, 11/23/1990	14
	Shelden Williams vs. Army, 11/23/2002	14
	Rasheed Sulaimon vs. Maryland, 2/16/2013	14
	Zion Williamson vs. Syracuse, 1/14/2019	14
	Zion Williamson vs. Virginia, 1/19/2019	14
	RJ Barrett vs. Wake Forest, 3/5/2019	14

REBOUNDS

Rk	Name vs. Opponent, Date	Reb
1.	Marvin Bagley III vs. Florida State, 12/30/2017 <i>[t-4]</i>	21
2.	Jahlil Okafor vs. Elon, 12/15/2014 <i>[t-6]</i>	20
3.	Mike Gminski vs. Clemson, 1/12/1977	17
	Gene Banks vs. Wake Forest, 1/18/1978	17
	Shelden Williams vs. Florida State, 3/6/2003	17
	Jahlil Okafor at Notre Dame, 1/28/2015	17
	Marvin Bagley III vs. Notre Dame, 3/8/2018	17
	Zion Williamson vs. Boston College, 2/5/2019	17
	Vernon Carey Jr. at Syracuse, 2/1/2020	17
10.	Mike Gminski vs. Rice, 12/30/1976	16
	Mike Gminski at Duquesne, 1/31/1977	16
	Mike Gminski vs. Clemson, 3/3/1977	16
	Kenny Dennard at La Salle, 1/21/1978	16
	Luol Deng vs. Maryland, 3/14/2004	16
	Jabari Parker at Boston College, 2/8/2014	16
	Wendell Carter Jr., vs. Florida State, 12/30/2017	16
	Marvin Bagley III vs. North Carolina, 2/8/2018	16
	Zion Williamson vs. Army West Point, 11/11/2018	16
	RJ Barrett vs. Syracuse, 1/14/2019	16

Active, Game: Wendell Moore Jr., 2/8/2020 at North Carolina - 10;  
Matthew Hurt vs. Virginia Tech, 2/22/2020 - 10  
Coach K Era, Game: Marvin Bagley III vs. Florida State, 12/30/2017 - 21  
ACC Play, Game: Marvin Bagley III vs. Florida State, 12/30/2017 - 21  
ACC Tournament, Game: Marvin Bagley III vs. Notre Dame, 3/8/2018 - 17  
NCAA Tournament, Game: Elton Brand vs. Syracuse, 3/20/1998 - 14;  
RJ Barrett vs. North Dakota State, 3/22/2019 - 14;  
Zion Williamson vs. Michigan State, 3/31/2019 - 14  
Cameron Indoor Stadium, Game: Marvin Bagley III vs. Florida State, 12/30/2017 - 21

▲ - ACC Freshman Record  
[#] - ACC All-Time Freshman Individual Game Rank



Freshman Game Records

OFFENSIVE REBOUNDS

Rk	Name vs. Opponent, Date	Reb
1.	Marvin Bagley III vs. Florida State, 12/30/2017	11
2.	Jabari Parker vs. Florida State, 1/25/2014	10
	Jahlil Okafor vs. Elon, 12/15/2014	10
4.	Kyle Singler vs. Princeton, 11/19/2007	9
	Marvin Bagley III at Pittsburgh, 1/10/2018	9
6.	Kenny Dennard at La Salle, 1/21/1978	8
	Elton Brand vs. Syracuse, 3/20/1998	8
	Carlos Boozer vs. Kansas, 3/19/2000	8
	Jahlil Okafor vs. Miami, 1/13/2015	8
	Brandon Ingram vs. Georgia Southern, 12/15/2015	8

DEFENSIVE REBOUNDS

Rk	Name vs. Opponent, Date	Reb
1.	Marvin Bagley III vs. Notre Dame, 3/8/2018	13
	RJ Barrett vs. Hartford, 12/5/2018	13
	RJ Barrett vs. Syracuse, 1/14/2019	13
4.	Luol Deng vs. Maryland, 3/14/2004	12
	Josh McRoberts vs. George Washington, 3/18/2006	12
	Jahlil Okafor at Notre Dame, 1/28/2015	12
	Justise Winslow vs. Clemson, 2/21/2015	12
	Wendell Carter Jr. at Miami, 1/15/2018	12
	Wendell Carter Jr. vs. Virginia, 1/27/2018	12
	RJ Barrett vs. St. John's, 2/2/2019	12

ASSISTS

Rk	Name vs. Opponent, Date	Asst
1.	Greg Paulus vs. Valparaiso, 12/18/2005 (1-5)	15
2.	Bobby Hurley vs. Georgia Tech, 1/28/1990	13
	Bobby Hurley at NC State, 2/21/1990	13
	Jason Williams vs. Virginia, 2/5/2000	13
	Jason Williams vs. St. John's, 2/26/2000	13
	Chris Duhon vs. NC A&T, 12/30/2000	13
7.	Jim Spanarkel vs. East Carolina, 12/10/1975	12
	Bobby Hurley vs. NC State, 1/24/1990	12
	Chris Duhon at Temple, 12/2/2000	12
	Tyus Jones at Florida State, 2/9/2015	12
	Trevon Duval vs. Utah Valley, 11/11/2017	12

Active, Game: Jordan Goldwire vs. Evansville, 12/20/2017 - 7  
Coach K Era, Game: Greg Paulus vs. Valparaiso, 12/18/2005 - 15  
ACC Play, Game: Bobby Hurley vs. Georgia Tech, 1/28/1990 - 13;  
Bobby Hurley at NC State, 2/21/1990 - 13; Jason Williams vs. Virginia, 2/5/2000 - 13  
Postseason, Game: Jason Williams vs. Wake Forest, 3/11/2000 - 11;  
RJ Barrett vs. Virginia Tech, 3/29/2019 - 11  
ACC Tournament, Game: Jason Williams vs. Wake Forest, 3/11/2000 - 11  
NCAA Tournament, Game: RJ Barrett vs. Virginia Tech, 3/29/2019 - 11  
Cameron Indoor Stadium, Game: Greg Paulus vs. Valparaiso, 12/18/2005 - 15

BLOCKED SHOTS

Rk	Name vs. Opponent, Date	Blk
1.	Mike Gminski at Davidson, 1/5/1977	9
2.	Mike Gminski vs. Connecticut, 12/14/1976	8
3.	Mike Gminski vs. Johns Hopkins, 11/30/1976	7
	Mike Gminski at Tennessee, 12/7/1976	7
	Vernon Carey Jr. at Syracuse, 2/1/2020	7
6.	Antonio Lang vs. East Carolina, 11/26/1990	6
	Antonio Lang vs. Michigan, 12/8/1990	6
	Shelden Williams vs. Maryland, 2/19/2003	6
	Jabari Parker vs. East Carolina, 11/19/2013	6
	Brandon Ingram vs. Virginia Tech, 1/9/2016	6
	Wendell Carter Jr. vs. Southern, 11/17/2017	6
	Zion Williamson vs. Army West Point, 11/11/2018	6

Active, Game: Matthew Hurt, twice - 3  
Coach K Era, Game: Vernon Carey Jr. vs. Stephen F. Austin, 11/26/2019 - 7  
ACC Play, Game: 3x, last by Wendell Carter Jr. vs. Southern, 11/17/2017 - 6  
Postseason, Game: 3x; last by Wendell Carter Jr. vs. North Carolina, 3/7/2018 - 4  
ACC Tournament, Game: Luol Deng vs. Virginia, 3/12/2004 - 4;  
Wendell Carter Jr. vs. North Carolina, 3/7/2018 - 4  
NCAA Tournament, Game: Josh McRoberts vs. Southern, 3/16/2006 - 4  
Cameron Indoor Stadium, Game: Mike Gminski vs. Johns Hopkins, 11/30/1976 - 7;  
Vernon Carey Jr. vs. Stephen F. Austin, 11/26/2019 - 7

STEALS

Rk	Name vs. Opponent, Date	St
1.	Shane Battier vs. Davidson, 11/20/1997 (1-2)	7
2.	Tommy Amaker vs. Appalachian State, 1/11/1984	6
	Grant Hill vs. Iowa, 3/16/1991	6
	Jason Williams vs. DePaul, 12/4/1999	6
	Chris Duhon vs. Illinois, 11/28/2000	6
	Justise Winslow vs. Wake Forest, 3/4/2015	6
	Trevon Duval vs. Michigan State, 11/14/2017	6
	Tre Jones vs. Texas Tech, 12/20/2018	6
	Tre Jones vs. Miami, 3/2/2019	6
10.	20x; last by Zion Williamson, 3/14/2019	5

Active, Game: Wendell Moore Jr., twice - 4  
Coach K Era, Game: Shane Battier vs. Davidson, 11/20/1997 - 7  
ACC Play, Game: Justise Winslow vs. Wake Forest, 3/4/2015 - 6;  
Tre Jones vs. Miami, 3/2/2019 - 6  
Postseason, Game: Grant Hill vs. Iowa, 3/16/1991 - 6  
ACC Tournament, Game: Greg Paulus vs. Boston College, 3/12/2006 - 5;  
Chris Duhon vs. Maryland, 3/10/2001 - 5;  
Christian Laettner vs. Wake Forest, 3/10/1989 - 5;  
Zion Williamson vs. Syracuse, 3/14/2019 - 5  
NCAA Tournament, Game: Grant Hill vs. Iowa, 3/16/1991 - 6  
Cameron Indoor Stadium, Game: Shane Battier vs. Davidson, 11/20/1997 - 7

TRIPLE-DOUBLES

Rk	Name, Years	No
1.	Gene Banks, 1978	1
	vs. Lehigh, 1/9/1978 (13 points, 12 rebounds, 11 assists)	
	RJ Barrett, 2019	1
	vs. NC State, 2/16/19 (23 points, 11 rebounds, 10 assists)	

MINUTES PLAYED

Rk	Name vs. Opponent, Date	Min
1.	Tommy Amaker at North Carolina, 3/3/1984	49
2.	Todd Anderson vs. Clemson, 2/24/1982	46
3.	Tommy Amaker vs. Wake Forest, 2/18/1984	45
	Jason Williams vs. DePaul, 12/4/1999	45
	Tyus Jones at Virginia Tech, 2/25/2015	45
	RJ Barrett vs. Syracuse, 1/14/2019	45
7.	Jim Spanarkel vs. Wake Forest, 1/21/1976	44
	Tommy Amaker vs. Georgia Tech, 3/9/1984	44
	Jon Scheyer vs. Virginia Tech, 1/6/2007	44
	Marvin Bagley III vs. Kansas, 3/25/2018	44
	Gary Trent Jr. vs. Kansas, 3/25/2018	44
	Zion Williamson vs. Syracuse, 1/14/2019	44
13.	Bobby Hurley vs. Connecticut, 3/24/1990	43
	Bobby Hurley vs. NC State, 1/24/1990	43
	Jason Williams at North Carolina, 2/3/2000	43
	Luol Deng vs. Maryland, 3/14/2004	43
	Jon Scheyer vs. NC State, 3/8/2007	43
	Austin Rivers vs. Miami, 2/5/2012	43
	Tyus Jones vs. North Carolina, 2/18/2015	43
	Trevon Duval vs. Kansas, 3/25/2018	43

FEWEST FIELD GOAL ATTEMPTS (MINIMUM 20 POINTS)

Rk	Player vs. Opponent, Date	FGA	Pts
1.	Jon Scheyer at Miami, 1/14/2007	8	25
	(5-8 FG, 4-6 3FG, 11-11 FT)		
	Wendell Moore Jr. at Wake Forest, 2/25/20	8	25
	(5-8 FG, 0-1 3FG, 15-16 FT)		
3.	Elton Brand vs. Chaminade, 11/24/1997	9	23
	(6-9 FG, 11-16 FT)		
	Elton Brand vs. UNC-Greensboro, 12/3/1997	9	23
	(6-9 FG, 11-13 FT)		
	Corey Maggette vs. UNC-Greensboro, 12/30/1998	9	22
	(6-9 FG, 3-5 3FG, 7-8 FT)		
	Andre Dawkins vs. Radford, 11/21/2009	9	20
	(7-9 FG, 6-8 3FG)		
	Rasheed Sulaimon vs. Creighton, 3/24/2013	9	21
	(5-9 FG, 3-5 3FG, 8-10 FT)		
	Luke Kennard vs. Utah State, 11/29/2015	9	22
	(7-9 FG, 4-5 3FG, 4-5 FT)		
	Luke Kennard vs. Utah, 12/19/2015	9	24
	(5-9 FG, 2-5 3FG, 12-13 FT)		
	Jayson Tatum vs. Boston College, 1/7/2017	9	21
	(6-9 FG, 1-2 3FG, 9-10 FT)		
	Wendell Carter Jr. vs. Southern, 11/17/2017	9	20
	(7-9 FG, 1-1 3FG, 5-7 FT)		
	Wendell Carter Jr. at Wake Forest, 1/23/2018	9	23
	(6-9 FG, 1-2 3FG, 10-13 FT)		

FEWEST FIELD GOAL ATTEMPTS (MINIMUM 30 POINTS)

Rk	Player vs. Opponent, Date	FGA	Pts
1.	Kyrie Irving vs. Michigan State, 12/1/2010	12	31
	(8-12 FG, 2-3 3FG, 13-16 FT)		
	J.J. Redick vs. NC State, 3/16/2003	12	30
	(7-12 FG, 5-10 3FG, 11-12 FT)		
3.	J.J. Redick vs. Virginia, 1/15/2003	13	34
	(9-13 FG, 5-6 3FG, 11-11 FT)		
4.	Marvin Bagley III at NC State, 1/6/2018	14	31
	(11-14 FG, 0-1 3FG, 9-11 FT)		
5.	Luke Kennard vs. Notre Dame, 1/16/2016	15	30
	(10-15 FG, 4-6 3FG, 6-7 FT)		
6.	Johnny Dawkins at Maryland, 1/15/1983	16	31
	(11-16 FG, 4-6 3FG, 5-8 FT)		
	Zion Williamson at Wake Forest, 1/8/2019	16	30
	(13-16 FG, 3-4 3FG, 1-1 FT)		
	Zion Williamson vs. NC State, 2/16/2019	16	32
	(12-16 FG, 0-1 3FG, 8-13 FT)		

MOST POINTS (100 PCT. EFFICIENCY)

Rk	Player vs. Opponent, Date	Pts
1.	Josh McRoberts vs. Wake Forest, 2/14/2006	16
	(5-5 FG, 1-1 3FG, 5-5 FT)	
2.	Kenny Dennard vs. Wake Forest, 12/3/1977	15
	(5-5 FG, 5-5 FT)	
3.	Mike Dunleavy vs. Clemson, 1/29/2000	13
	(5-5 FG, 3-3 3FG)	
4.	Greg Paulus vs. Seton Hall, 11/16/2005	12
	(4-4 FG, 2-2 3FG, 2-2 FT)	
	Andre Dawkins at Wisconsin, 12/2/2009	12
	(4-4 FG, 4-4 3FG)	

POINTS OFF THE BENCH

Rk	Name vs. Opponent, Date	Pts
1.	Kyrie Irving vs. Arizona, 3/24/2011	28
2.	Taylor King vs. Eastern Kentucky, 11/25/2007	27
	Grayson Allen vs. Wake Forest, 3/5/2015	27
4.	Luke Kennard vs. NC State, 2/6/2016	26
5.	Luol Deng vs. North Carolina, 3/6/2004	25
	Vernon Carey Jr. vs. North Carolina, 3/7/2020	25
7.	Gordon Carver at Washington & Lee, 2/9/1943	24
	Shavlik Randolph vs. Butler, 1/30/2003	24
	Luke Kennard vs. Utah, 12/19/2015	24
10.	Luke Kennard at Wake Forest, 1/6/2016	23

Team Season Records

RECORD IN SEASON OPENERS	
Overall	[791] 91-24
Under Mike Krzyzewski	[950] 38-2
ACC Openers	[716] 48-19
ACC Openers Under Mike Krzyzewski	[750] 30-10

30-PLUS WIN SEASONS	
15	
(1986, 1991, 1992, 1998, 1999, 2001, 2002, 2004, 2006, 2009, 2010, 2011, 2013, 2015, 2019)	

20-PLUS WIN SEASONS	
55	(last 25-6 in 2019-20)

MOST VICTORIES	
Two-Year Period	
1. 1998-99	69-6
2. 2010-11	67-10
3. 1991-92	66-9
1999-00	66-7
2001-02	66-8

Three-Year Period	
1. ▲ 1999-01	101-11
2. 1998-00	98-11
3. 2009-11	97-17
4. 2000-02	95-13
1990-92	95-18

Four-Year Period	
1. ◆ 1998-01	133-15
2. 1999-02	132-15
3. 2008-11	125-23
4. 2009-12	124-24
2010-13	124-23

HIGHEST WINNING PCT.	
1. 1998-99	[37-2] .949
2. 1991-92	[34-2] .944
3. 1985-86	[37-3] .925
4. 1941-42	[22-2] .916
5. 1962-63	[27-3] .900

Two-Year Period	
1. 1998-99	[69-6] .920
2. 1999-00	[66-7] .904
3. 2001-02	[66-8] .892
4. 1991-92	[66-9] .880
5. 2000-01	[64-9] .877

Three-Year Period	
1. 1999-01	[101-11] .902
2. 1998-00	[98-11] .899
3. 2000-02	[95-13] .880
4. 1997-99	[93-15] .861
5. 2001-03	[92-15] .859

Four-Year Period	
1. 1998-01	[133-15] .899
2. 1999-02	[132-15] .898
3. 1997-00	[122-20] .859
4. 2000-03	[121-20] .858
5. 2001-04	[123-21] .854

LOWEST WINNING PCT.	
1. 1921-22	[6-12] .333
1924-25	[4-8] .333
3. 1981-82	[10-17] .370
4. 1973-74	[10-16] .384
5. 1982-83	[11-17] .393

MOST GAMES PLAYED	
1. 1985-86	40
2009-10	40
3. 1990-91	39
1998-99	39
2000-01	39
2014-15	39

MOST REGULAR SEASON GAMES	
1. 14x, last 2019-20	31

MOST VICTORIES	
1. ▲ 1985-86 [t-1]	37-3
▲ 1998-99 [t-1]	37-2
3. 2009-10 [t-4]	35-5
2000-01 [t-4]	35-4
2014-15 [t-4]	35-4
6. 1991-92 [t-8]	34-2
7. 1990-91	32-7
1997-98	32-4
2005-06	32-4
2010-11	32-5
2018-19	32-6

MOST ACC VICTORIES	
1. 1998-99	16-0
2. 1997-98	15-1
1999-2000	15-1
2014-15	15-3
2019-20	15-5
5. 1962-63	14-0
1991-92	14-2
2005-06	14-2
2012-13	14-4
2018-19	14-4

HIGHEST ACC WINNING PCT.	
1. ▲ 1998-99 [t-1]	[16-0] 1.000
1962-63 [t-1]	[14-0] 1.000

MOST LOSSES	
1. 1994-95	13-18
2. 1981-82	10-17
1982-83	11-17
4. 1973-74	10-16
5. 1949-50	15-15

MOST ACC LOSSES	
1. 1994-95	2-14
2. 1982-83	3-11
3. 1973-74	2-10
1974-75	2-10
1976-77	2-10
1981-82	4-10

FEWEST VICTORIES	
1. 1905-06	2-3
1907-08	2-3
3. 1906-07	4-2
1909-10	4-4
1910-11	4-3
1924-25	4-8
1926-27	4-10

FEWEST ACC VICTORIES	
1. 1973-74	2-10
1974-75	2-10
1976-77	2-10
1994-95	2-14
5. 1982-83	3-11
1975-76	3-9

FEWEST LOSSES	
1. 1908-09	8-1
1911-12	6-1
3. 1906-07	4-2
1929-30	18-2
1941-42	22-2
1991-92	34-2
1998-99	37-2

FEWEST ACC LOSSES	
1. ▲ 1962-63	14-0
▲ 1998-99	16-0
3. 1953-54	9-1
1963-64	13-1
1997-98	15-1
1999-00	15-1

CONSECUTIVE WINNING SEASONS	
1. 1995-96 - Present	25
2. 1950-51 - 1971-72	22
3. 1927-28 - 1937-38	11
1983-84 - 1993-94	11
5. 1916-17 - 1920-21	5
1976-77 - 1980-81	5

CONSECUTIVE NON-LOSING SEASONS	
1. 1939-40 - 1971-72	33
2. 1995-96 - Present	25
3. 1927-28 - 1937-38	11
1983-84 - 1993-94	11
5. 1908-09 - 1914-15	7

LONGEST WINNING STREAK	
1. Dec. 2, 1998 - March 27, 1999 [3]	32
2. March 6, 2010 - Jan. 9, 2011 [6]	<sup>1</sup> 25
3. March 14, 1991 - Feb. 1, 1992 [t-7]	<sup>2</sup> 23
Feb. 26, 1992 - Jan. 6, 1993 [t-7]	<sup>3</sup> 23
5. March 4, 2001 - Jan. 2, 2002 [10]	<sup>4</sup> 22
6. Jan. 25, 1986 - March 29, 1986	21
7. Dec. 28, 1962 - March 16, 1963	20
8. Nov. 20, 1999 - Feb. 5, 2000	18
Dec. 3, 2003 - Feb. 11, 2004	18
10. Nov. 14, 2005 - Jan. 18, 2006	17
<sup>1</sup> - Last 10 of 2009-10 and first 15 of 2010-11	
<sup>2</sup> - Last six of 1990-91 and first 17 of 1991-92	
<sup>3</sup> - Last 13 of 1991-92 and first 10 of 1992-93	
<sup>4</sup> - Last 10 of 2000-01 and first 12 of 2001-02	

ACC WINNING STREAK	
1. ▲ Feb. 8, 1998 - Feb. 9, 2000 [1]	31
2. Feb. 19, 1962 - Feb. 18, 1964 [3]	26
3. Dec. 4, 2005 - Feb. 22, 2006 [t-7]	14
4. Dec. 18, 1965 - Feb. 22, 1966	11
5. Feb. 27, 1991 - Feb. 5, 1992	10
Jan. 15, 2011 - Feb. 20, 2011	10

ACC HOME WINNING STREAK	
1. Dec. 12, 1960 - Jan. 9, 1965	29
2. Jan. 18, 1997 - Feb. 9, 2000	26
3. Dec. 2, 2001 - Feb. 22, 2004	22
4. Feb. 22, 2009 - Jan. 19, 2012	20
5. Jan. 5, 2013 - Jan. 3, 2015	19

ACC ROAD WINNING STREAK	
1. ▲ Feb. 8, 1998 - Feb. 14, 2001	24
2. Feb. 19, 1962 - Feb. 18, 1964	14
3. Jan. 7, 2012 - Feb. 28, 2012	8
4. Jan. 8, 2006 - Feb. 22, 2006	7
Jan. 8, 2019 - Feb. 23, 2019	7
6. Feb. 29, 1964 - Feb. 23, 1965	6
Feb. 1, 1986 - Jan. 21, 1987	6

HOME COURT WINNING STREAK	
1. ▲ Jan. 13, 1997 - Feb. 9, 2000	46
2. Feb. 22, 2009 - Jan. 19, 2012	45
3. Nov. 25, 2002 - Feb. 26, 2004	41
Nov. 9, 2012 - Jan. 3, 2015	41
5. Nov. 14, 1990 - Jan. 17, 1993	36

NON-ACC HOME WIN STREAK	
1. Nov. 14, 2000 - Nov. 26, 2019	150
2. Feb. 2, 1983 - Dec. 2, 1995	95
3. Dec. 11, 1996 - Feb. 26, 2000	24
4. Dec. 2, 1973 - Dec. 3, 1975	18
Dec. 10, 1975 - Feb. 10, 1979	18

MOST WINS TO OPEN SEASON	
1. 1991-92	17
2005-06	17
3. 1985-86	16
4. 2004-05	15
2010-11	15
2012-13	15
7. 2014-15	14
8. 1935-36	13
1988-89	13
10. 5x; last in 2002-03	12

LONGEST LOSING STREAK	
1. Feb. 13, 1922 - March 1, 1922	8
2. Feb. 2, 1939 - Feb. 16, 1939	7
3. Jan. 17, 1925 - Feb. 7, 1925	6
Jan. 4, 1995 - Jan. 21, 1995	6
5. 8x, last Feb. 16, 1977 - March 3, 1977	5

LONGEST ACC LOSING STREAK	
1. Jan. 4, 1995 - Feb. 4, 1995	9
2. Jan. 19, 1974 - Feb. 6, 1974	5
Jan. 24, 1976 - Feb. 18, 1976	5
Feb. 5, 1983 - Feb. 23, 1983	5
5. 10x, last Feb. 1, 2007 - Feb. 11, 2007	4

MOST POINTS	
1. ▲ 1998-99	[39 games] 3,581
2. 2000-01	[39 games] 3,538
3. 1990-91	[39 games] 3,421
4. 1989-90	[38 games] 3,386
5. 1985-86	[40 games] 3,194

MOST POINTS ALLOWED	
1. 1989-90	[38 games] 2,910
2. 1990-91	[39 games] 2,864
3. 2000-01	[39 games] 2,750
4. 1985-86	[40 games] 2,689
5. 1998-99	[39 games] 2,619

HIGHEST SCORING AVERAGE	
1. 1964-65	92.4
2. 1998-99	91.8
3. 2000-01	90.7
4. 1989-90	89.1
5. 2001-02	88.9

HIGHEST OPPONENT SCORING AVG.	
1. 1975-76	85.0
2. 1982-83	83.7
3. 1974-75	81.5
4. 1968-69	79.4
5. 1964-65	77.8

BEST SCORING DEFENSE (SINCE 1951)	
1. 2009-10	61.0
2. 2006-07	62.0
3. 1959-60	63.2
4. 1997-98	64.1
5. 2014-15	64.2

HIGHEST AVG. SCORING MARGIN	
1. ▲ 1998-99	24.7
2. 1997-98	21.5
3. 2000-01	20.2
4. 2001-02	19.7
5. 1988-89	16.7

Team Season Records

MOST FIELD GOALS MADE		
1.	1985-86	1,245
2.	1998-99	1,244
3.	1990-91	1,227
4.	2000-01	1,217
5.	1989-90	1,171
MOST FIELD GOALS ALLOWED		
1.	1989-90	1,115
2.	1990-91	1,087
3.	1985-86	1,082
4.	1991-92	1,033
5.	2000-01	1,028
MOST FIELD GOAL ATTEMPTS		
1.	2000-01	2,530
2.	1950-51	2,514
3.	1985-86	2,429
4.	1998-99	2,422
5.	2018-19	2,418
MOST FIELD GOAL ATTEMPTS ALLOWED		
1.	1998-99	2,486
2.	1989-90	2,473
3.	2000-01	2,471
4.	1950-51	2,454
5.	1990-91	2,445
HIGHEST FIELD GOAL PCT.		
1.	1988-89	[1,163-2,166] .537
2.	1991-92	[1,108-2,069] .536
3.	1977-78	[1,123-2,131] .527
	1984-85	[950-1,804] .527
5.	1975-76	[968-1,853] .522
BEST FIELD GOAL DEFENSE		
1.	1951-52	[757-2,282] .331
2.	1955-56	[581-1,617] .350
3.	1954-55	[651-1,824] .360
4.	1950-51	[889-2,454] .362
5.	1956-57	[651-1,723] .378
BEST FIELD GOAL DEFENSE (COACH K ERA)		
1.	2004-05	[783-2,006] .390
2.	1998-99	[972-2,486] .391
3.	2018-19	[960-2,415] .398
3.	2009-10	[883-2,202] .401
4.	2010-11	[896-2,212] .405
	2017-18	[957-2,364] .405
MOST 3-POINT FG		
1.	▲2000-01	407
2.	2015-16	328
3.	2013-14	316
4.	2016-17	311
5.	2017-18	309
MOST 3-POINT FG ALLOWED		
1.	2017-18	279
2.	2018-19	253
3.	2015-16	226
4.	2000-01	207
5.	2014-15	199
MOST 3-POINT FG ATTEMPTS		
1.	▲2000-01	1,057
2.	2018-19	903
3.	2015-16	851
4.	2001-02	830
5.	2017-18	831
MOST 3-POINT FG ATTEMPTS ALLOWED		
1.	2017-18	871
2.	2018-19	844
3.	2015-16	665
4.	2016-17	639
5.	1998-99	635

HIGHEST 3-POINT FG PCT.		
1.	1991-92	[171-394] .434
2.	1982-83	[98-230] .426
3.	1986-87	[148-368] .402
4.	2012-13	[270-676] .399
5.	1992-93	[184-463] .397
BEST 3-POINT FG DEFENSE		
1.	2009-10	[158-559] .283
2.	1992-93	[118-409] .289
3.	2012-13	[160-551] .290
4.	2016-17	[187-639] .293
5.	1993-94	[145-489] .297
MOST FREE THROWS MADE		
1.	◆1989-90	888
2.	1998-99	800
3.	1990-91	791
4.	1991-92	780
5.	2000-01	697
MOST FREE THROW ATTEMPTS		
1.	1989-90	1,165
2.	1998-99	1,135
3.	1990-91	1,089
4.	1991-92	1,043
5.	2000-01	1,002
HIGHEST FREE THROW PCT.		
1.	1977-78	.791
2.	1972-73	.785
3.	1970-71	.766
4.	1989-90	.762
	2016-17	.762
MOST REBOUNDS		
1.	1951-52	1,758
2.	1998-99	1,645
3.	2018-19	1,567
4.	2009-10	1,560
5.	2017-18	1,522
HIGHEST REBOUND AVERAGE		
1.	1951-52	58.6
2.	1961-62	50.5
3.	1960-61	49.7
4.	1965-66	49.6
5.	1952-53	48.8
HIGHEST REBOUND MARGIN		
1.	1965-66	+12.7
2.	1962-63	+11.3
3.	1961-62	+10.9
4.	1967-68	+10.5
5.	1966-67	+9.5
MOST ASSISTS		
1.	2000-01	701
2.	1990-91	689
3.	1988-89	684
4.	1985-86	671
5.	1989-90	663
MOST BLOCKED SHOTS		
1.	▲2018-19	257
2.	1998-99	245
3.	2003-04	240
4.	2004-05	220
5.	1993-94	204
MOST STEALS		
1.	2000-01	411
2.	1990-91	362
3.	1985-86	360
4.	2001-02	352
5.	1998-99	349

MOST TURNOVERS CAUSED		
1.	1990-91	779
2.	1985-86	773
3.	1989-90	764
4.	2000-01	752
5.	1988-89	724
MOST TURNOVERS COMMITTED		
1.	1989-90	661
2.	1988-89	648
3.	1990-91	645
4.	1985-86	616
5.	1977-78	610
MOST PERSONAL FOULS		
1.	1950-51	783
2.	▲1985-86	767
3.	1951-52	751
4.	1988-89	750
5.	1989-90	734
MOST PLAYERS TO FOUL OUT		
1.	1950-51	48
2.	1951-52	42
	▲1975-76	42
4.	1952-53	38
5.	1954-55	35
FEWEST PLAYERS TO FOUL OUT		
1.	1961-62	5
	1993-94	5
3.	1997-98	6
	2018-19	6
5.	1992-93	7
	2014-15	7
FEWEST PERSONAL FOULS		
1.	1971-72	419
2.	1969-70	421
3.	1956-57	459
4.	1957-58	460
5.	1976-77	510

▲ - ACC Record  
◆ - NCAA Record  
[#] - ACC All-Time Team Ranking



Team Game Records

MOST POINTS, GAME

1.	vs. Virginia, 2/11/1965	> 136
2.	vs. Harvard, 11/25/1989	130
3.	vs. Mercer, 12/21/1997	126
4.	vs. East Carolina, 11/26/1990	125
5.	vs. St. Francis (Pa.), 12/5/2017	124
6.	vs. Wake Forest, 2/12/1969	122
7.	vs. Navy, 2/1/1964	121
	vs. Penn State, 1/5/1965	121
	vs. Harvard, 12/21/1987	121
	vs. NC Central, 11/9/2007	121
11.	vs. South Carolina State, 11/21/1998	120
	vs. UCLA, 2/22/1998	120

> ACC Record for an ACC game

MOST POINTS, HALF

1.	vs. Virginia, 2/11/1965	[2nd Half] 72
	vs. Harvard, 11/25/1989	[1st Half] 72
3.	vs. St. Francis (Pa.), 12/5/2017	[1st Half] 71
4.	vs. Elon, 12/28/2015	[1st Half] 70
5.	at Davidson, 1/29/1975	[2nd Half] 67
	vs. Army, 11/25/2000	[1st Half] 67
	vs. Portland, 11/25/2001	[2nd Half] 67
	vs. NC Central, 11/9/2007	[1st Half] 67
9.	vs. Wake Forest, 12/29/1962	[2nd Half] 66
	vs. Colgate, 11/19/2010	[2nd Half] 66
11.	vs. Harvard, 12/21/1987	[1st Half] 65
	vs. Virginia, 2/5/2000	[1st Half] 65
	vs. Fairfield, 11/15/2014	[2nd Half] 65

MOST POINTS ALLOWED, GAME

1.	at Wake Forest, 1/22/1975	122
2.	at George Washington, 12/22/1952	113
	at NC State, 2/20/1974	113
	at Michigan, 12/9/1989	113
	at Wake Forest, 2/25/2020	113

MOST POINTS ALLOWED, HALF

1.	at G. Washington, 12/22/1952	[2nd Half] 66
	at Wake Forest, 1/22/1975	[1st Half] 66
3.	at Maryland, 2/2/1980	[2nd Half] 65
	vs. South Carolina, 3/19/2017	[2nd Half] 65
5.	vs. Seton Hall, 4/1/1989	[2nd Half] 62
6.	at NC State, 2/20/1974	[1st Half] 60
	at North Carolina, 1/22/1983	[2nd Half] 60
8.	by Wake Forest, 12/14/1968	[2nd Half] 59
	at Virginia, 2/5/1983	[1st Half] 59
	vs. Virginia, 3/11/1983	[2nd Half] 59

FEWEST POINTS, GAME

1.	vs. Littleton HS, 1908	3
2.	at Wake Forest, 3/16/1906	5
	vs. Wake Forest, 1907	5
	vs. Wake Forest, 1909	5
5.	vs. Wake Forest, 1907	6

FEWEST POINTS, GAME (SINCE 1955)

1.	vs. NC State, 3/8/1968 [1]	10
2.	vs. North Carolina, 3/4/1966	21
3.	at Maryland, 1/7/1959	33
4.	vs. Maryland, 1/9/1982	36
5.	at Clemson, 3/1/1972	40

FEWEST POINTS, HALF (SINCE 1955)

1.	vs. NC State, 3/8/1968	[1st Half] 4
2.	vs. NC State, 3/8/1968	[2nd Half] 6
3.	vs. North Carolina, 3/4/1966	[1st Half] 7
	vs. North Carolina, 2/24/1979	[1st Half] 7
5.	vs. Maryland, 1/9/1982	[2nd Half] 10
6.	vs. La Salle, 12/5/1978	[1st Half] 12
7.	at Maryland, 1/7/1959	[1st Half] 13
	at Virginia, 1/31/1981	[1st Half] 13
	vs. Virginia, 1/30/1982	[1st Half] 13
10.	vs. Michigan State, 12/29/1958	[1st Half] 14
	vs. North Carolina, 3/4/1966	[2nd Half] 14

FEWEST PTS. ALLOWED, GAME

1.	by Guilford, 1907	1
	by Littleton HS, 1907	1
	by Trinity Park, 1907	1
4.	vs. Durham YMCA, 1909	3
	vs. Winston YMCA, 1909	3

FEWEST POINTS ALLOWED, GAME (SINCE 1955)

1.	vs. NC State, 3/8/1968	12
2.	vs. North Carolina, 3/4/1966	20
3.	vs. NC State, 1/9/1960	34
4.	vs. Bucknell, 1/4/1960	36
5.	vs. UNC Greensboro, 12/3/1997	37
	vs. Winthrop, 3/14/2002	37

FEWEST POINTS ALLOWED, HALF (SINCE 1955)

1.	◆ vs. North Carolina, 2/24/1970	[1st Half] 0
2.	vs. NC State, 3/8/1968	[1st Half] 2
3.	vs. North Carolina, 3/4/1966	[1st Half] 5
4.	vs. La Salle, 12/5/1978	[1st Half] 6
5.	at Wake Forest, 2/22/1968	[2nd Half] 8
6.	at Army, 11/16/1997	[1st Half] 9
7.	vs. NC State, 3/8/1968	[2nd Half] 10
	at St. John's, 2/25/2007	[1st Half] 10
	vs. Clemson, 1/8/2013	[1st Half] 10
10.	vs. Army, 12/22/1996	[1st Half] 11
11.	vs. E. Kentucky, 11/25/2007	[1st Half] 12
	vs. Clemson, 1/3/2010	[1st Half] 12
13.	at Clemson, 1/23/1982	[1st Half] 13
	vs. Seton Hall, 11/16/2005	[1st Half] 13
	vs. Virginia Tech, 1/4/2009	[2nd Half] 13
	vs. Eastern Michigan, 11/14/2018	[1st Half] 13
17.	vs. Bucknell, 1/4/1960	[2nd Half] 14
	vs. Penn State, 12/9/1960	[1st Half] 14
	vs. Brown, 11/25/1994	[2nd Half] 14
	at Florida State 1/10/2009	[1st Half] 14

LONGEST HOLDING OPPONENT SCORELESS

1.	◆ vs. North Carolina, 2/24/1970	20:48
----	---------------------------------	-------

UNC did not score until 19:11 mark of second half

LARGEST VICTORY MARGIN

1.	vs. Furman, 1910	[85-5] 80
2.	vs. Harvard, 11/25/1989	[130-54] 76
3.	vs. Presbyterian, 11/14/2014	[113-44] 69
4.	vs. Carson-Newman, 1915	[70-4] 66
5.	vs. William & Mary, 12/12/1953	[109-44] 65
	vs. NC Central, 11/9/2007	[121-56] 65
7.	vs. Virginia, 2/11/1965	> [136-72] 64
	vs. Evansville, 12/20/2017	[104-40] 64
	vs. Stetson, 12/1/2018	[113-49] 64

> ACC Record for an ACC game

LARGEST DEFEAT MARGIN

1.	at Washington & Lee, 1913	[15-90] 75
2.	vs. Virginia, 3/11/1983	[66-109] 43
3.	at West Virginia, 12/12/1958	[63-101] 38
	at Louisville, 1/2/1982	[61-99] 38
5.	at Atlanta AC, 2/16/1922	[19-56] 37

LARGEST COMBINED SCORE

1.	at Wake Forest, 1/22/1975	[109-122] 231
2.	at Maryland, 2/10/1990	[114-111] 225
3.	at Michigan, 12/9/1989	[108-113] 221
4.	at Miami (Fla.), 12/10/1988	[117-102] 219
5.	vs. Wake Forest, 2/12/1969	[122-93] 215

SMALLEST COMBINED SCORE (SINCE 1953)

1.	vs. NC State, 3/8/1968	[10-12] 22
2.	vs. North Carolina, 3/4/1966	[21-20] 41
3.	vs. Maryland, 1/9/1982	[36-40] 76
4.	vs. South Carolina, 2/14/1966	[41-38] 79
5.	vs. NC State, 1/9/1960	[47-34] 81

HALFTIME MARGIN

1.	vs. Harvard, 11/25/1989	[72-30] 42
	vs. Clemson, 1/29/2000	[58-16] 42
3.	vs. William & Mary, 1/11/1989	[55-14] 41
	vs. Army, 11/25/2000	[67-26] 41
	vs. Michigan, 12/9/2000	[59-18] 41
6.	vs. Evansville, 12/20/2017	[58-18] 40
7.	vs. Boston University, 12/30/1992	[55-16] 39
	vs. UNC Greensboro, 11/27/2004	[60-21] 39
	vs. Elon, 12/28/2015	[70-31] 39
10.	vs. Virginia, 3/4/1999	[59-21] 38
	vs. Presbyterian, 11/14/2014	[57-19] 38

HALFTIME DEFICITS

1.	vs. Tulane, 12/30/1950	[27-56] 29
2.	at Louisville, 1/2/1982	[27-54] 27
3.	at North Carolina, 2/27/1982	[17-42] 25
4.	at North Carolina, 1/17/1990	[21-45] 24
	vs. North Carolina, 3/3/2012	[24-48] 24
6.	at Miami, 1/23/2013	[19-42] 23
7.	at West Virginia, 12/12/1958	[28-50] 22
8.	vs. St. Peter's, 3/18/1968	[29-50] 21
	at Maryland, 2/2/1974	[30-51] 21
	vs. Wake Forest, 3/5/1982	[16-37] 21
	at St. John's, 1/30/2011	[25-46] 21
12.	vs. North Carolina, 2/27/1960	[15-35] 20
	at North Carolina, 2/23/1980	[34-54] 20

HIGHEST POINT IMPROVEMENT

BETWEEN HALVES

Team, Date	1st	2nd	Diff
1. vs. La Salle, 12/5/1978	12	54	42
2. vs. Virginia, 1/30/1982	13	52	39
3. vs. N. Carolina, 3/3/1996	21	57	36
4. vs. N. Carolina, 2/24/1979	7	40	33
5. vs. NC State, 2/15/1978	22	54	32
at N. Carolina, 2/27/1982	17	49	32
at Clemson, 3/2/1983	27	59	32

BEST DEFENSIVE IMPROVEMENT

BETWEEN HALVES

Team, Date		1st	2nd	Diff
1.	vs. Tulane, 12/30/1950	56	16	40
2.	vs. NC State, 12/1/1978	45	18	27
3.	at W. Forest, 2/22/1968	33	8	25
4.	vs. W. Forest, 2/16/1957	44	20	24
5.	vs. NC State, 1/6/1962	42	19	23
	at Wake Forest, 1/6/1973	53	30	23

BEST DEFENSIVE IMPROVEMENT

BETWEEN HALVES (UNDER COACH K)

	Team, Date	1st	2nd	Diff
1.	vs. Florida, 11/26/2017	53	31	22
2.	at N. Carolina, 3/5/2011	51	30	21
3.	vs. Maryland, 1/17/2002	49	29	20
4.	vs. Kentucky, 11/19/1988	37	18	19
	at N. Carolina, 3/6/2005	47	28	19
	vs. NC State, 2/16/2012	46	27	19
	at Wake Forest, 1/6/2016	47	28	19
	at Virginia Tech, 12/6/2019	41	22	19
9.	at Fla. State, 2/23/1994	45	27	18
	at Ga. Tech, 1/5/1997	37	19	18
	vs. W. Forest, 1/19/2002	49	31	18
	vs. Va. Tech, 1/4/2009	31	13	18
	at St. John's, 1/25/2015	43	25	18

LARGEST DEFICIT OVERCOME TO WIN GAME

1.	◆ T4-72 over Tulane, 12/30/1950	32
----	---------------------------------	----

Duke trailed 54-22 in 1st Half

LARGEST SECOND HALF

DEFICIT OVERCOME TO WIN

1.	◆ T4-72 over Tulane, 12/30/1950	31
----	---------------------------------	----

Duke trailed 58-27 in 2nd Half

2.	71-69 over Louisville, 2/12/2019	23
----	----------------------------------	----

Duke trailed 59-36 with 9:05 left in 2nd Half

3.	64-63 over Navy, 2/14/1959	21
----	----------------------------	----

Duke trailed 46-25 in 2nd Half

4.	78-73 over NC State, 2/16/2012	20
----	--------------------------------	----

Duke trailed 61-41 with 11:33 left in 2nd Half

5.	98-97 over Clemson, 3/4/1992	19
----	------------------------------	----

Duke trailed 70-51 in 2nd Half

6.	77-75 over North Carolina, 2/28/1998	17
----	--------------------------------------	----

Duke trailed 64-47 in 2nd Half

	87-84 over Florida, 11/26/2017	17
--	--------------------------------	----

Duke trailed 74-57 in 2nd Half

LARGEST HALFTIME DEFICIT

OVERCOME TO WIN

1.	◆ Duke T4-72 over Tulane, 12/30/1950	29
----	--------------------------------------	----

Duke trailed 56-27 at halftime

2.	Duke T8-73 over NC State, 2/16/2012	16
----	-------------------------------------	----

Duke trailed 46-30 at halftime

3.	Duke 101-99 over Wake Forest, 2/12/1953	14
----	---	----

Duke trailed 52-38 at halftime

	Duke 64-63 over Navy, 2/14/1959	14
--	---------------------------------	----

Duke trailed 31-17 at halftime

	Duke 79-73 over North Carolina, 2/9/2011	14
--	--	----

Duke trailed 43-29 at halftime

6.	Duke T8-75 OT over Miami, 2/7/2009	13
----	------------------------------------	----

Duke trailed 32-19 at halftime

	Duke 85-76 over Clemson, 2/5/1969	13
--	-----------------------------------	----

Duke trailed 42-29 at halftime

8.	Duke 50-44 over North Carolina, 2/10/1940	12
----	---	----

Duke trailed 31-19 at halftime

	Duke 79-69 over Virginia, 2/14/1996	12
--	-------------------------------------	----

Duke trailed 40-28 at halftime

	Duke T7-75 over North Carolina, 2/28/1998	12
--	---	----

Duke trailed 42-30 at halftime

	85-78 over Texas, 11/24/2017	12
--	------------------------------	----

Duke trailed 43-31 at halftime

MOST FIELD GOALS MADE

1.	vs. Virginia, 2/11/1965	> 55
2.	vs. Wake Forest, 2/12/1969	52
3.	vs. Davidson, 12/5/1961	50
	vs. Harvard, 11/25/1989	50
	vs. Mercer, 12/21/1997	50

> ACC Record for an ACC game

MOST FIELD GOAL ATTEMPTS

1.	vs. NC State, 3/5/1955	102
2.	vs. Washington & Lee, 2/14/1951	100
	vs. West Virginia, 2/5/1955	100
4.	vs. West Virginia, 12/27/1954	99
5.	vs. Notre Dame, 2/20/1965	98

HIGHEST FIELD GOAL PCT.

1.	vs. Johns Hopkins, 11/26/1977	[41-55] .745
2.	vs. North Carolina, 2/24/1979	[17-23] .739
3.	vs. North Carolina, 2/29/1980	[33-46] .717
4.	vs. Virginia, 2/20/1971	[42-59] .7119
5.	at William & Mary, 11/26/1985	[37-52] .7115
6.	vs. Davidson, 11/8/2013	[38-54] .704
7.	vs. Canisius, 12/1/1992	[41-59] .695
8.	at St. Joseph's, 1/13/1986	[43-62] .694
9.	vs. NC A&T, 12/19/1994	[37-54] .685
10.	vs. Clemson, 2/27/1985	[36-53] .679

FEWEST FG MADE (SINCE 1938)

1.	◆ vs. NC State, 3/8/1968 [1]	2
2.	vs. Mississippi State, 1/3/1938	7
	at Army, 2/5/1938	7
	at North Carolina, 2/5/1949	7
	vs. North Carolina, 3/4/1966	7

FEWEST FG ATTEMPTS (SINCE 1950)

1.	▲ vs. NC State, 3/8/1968 [1]	11
2.	vs. North Carolina, 3/4/1966	21
3.	vs. North Carolina, 2/24/1979	23
4.	vs. Wake Forest, 12/18/1971	26
5.	3x; last at Clemson, 1/23/1982	32

MOST 3-POINT FIELD GOALS

1.	vs. NC A&T, 12/30/2000	18
	vs. Monmouth, 3/15/2001	18
	vs. Radford, 11/21/2009	18
4.	at North Carolina, 3/2/1997	17
	vs. Clemson, 3/9/2000	17
	at Temple, 12/2/2000	17
7.	vs. Florida, 12/9/1998	16
	vs. NC Central, 11/9/2007	16
	vs. Presbyterian, 11/14/2014	16
	vs. Georgia Tech, 1/4/2017	16
	vs. Evansville, 12/20/2017	16

Team Game Records

MOST 3-POINT FG ATTEMPTS

1.	▲vs. Syracuse, 1/4/2019	43
2.	vs. Miami, 2/7/2009	39
3.	vs. NC A&T, 12/30/2000	38
	at North Carolina, 3/4/2001	38
	vs. Monmouth, 3/15/2001	38
6.	at Florida State, 1/6/2002	37
	vs. Army, 11/23/2002	37
	at Florida State, 2/2/2003	37
	at Miami, 2/20/2008	37
	vs. Mercer, 3/21/2014	37
	vs. Syracuse, 1/18/2016	37

HIGHEST 3-POINT FG PCT.

1.	▲vs. Clemson, 2/1/1988	[10-11] .909
2.	vs. Minnesota, 11/22/2012	[8-10] .800
3.	vs. Notre Dame, 11/26/1998	[15-20] .750
4.	vs. Southern Illinois, 3/18/1993	[14-19] .737
5.	vs. Northwestern, 12/30/1986	[11-15] .733
6.	vs. Indiana, 3/20/1987	[8-11] .727
7.	at Virginia Beach, 2/21/2013	[12-17] .706
8.	vs. Vanderbilt, 12/6/1986	[7-10] .700
	vs. Kansas, 2/18/1989	[7-10] .700
10.	vs. Florida, 12/9/1998	[16-23] .696

MOST FREE THROWS MADE

1.	vs. Pennsylvania, 12/22/1980	42
	vs. Fairfield, 11/14/1998	42
3.	at Northwestern, 12/2/1989	41
4.	vs. Davidson, 12/16/1952	40
	vs. New Hampshire, 12/29/1982	40
	vs. Southern Illinois, 11/20/2008	40
7.	at North Carolina, 2/6/1953	39
8.	at Pennsylvania, 12/16/1955	38
	at William & Mary, 1/22/1990	38
	vs. Clemson, 1/31/1990	38

MOST FREE THROW ATTEMPTS

1.	vs. Vanderbilt, 12/1/1952	61
	vs. Davidson, 12/16/1952	61
3.	at Boston University, 1/21/1992	55
4.	at Pennsylvania, 12/16/1955	54
	vs. Fairfield, 11/14/1998	54
6.	at Northwestern, 12/2/1989	53
7.	vs. New Hampshire, 12/29/1982	51
8.	vs. Pennsylvania, 12/22/1980	50
9.	vs. Clemson, 1/31/1990	49
	vs. Virginia Tech, 1/30/2005	49
	vs. Georgia Southern, 11/11/2008	49

HIGHEST FREE THROW PCT.

1.	at South Carolina, 12/13/1961	[14-14] 1.000
	vs. Virginia Tech, 12/2/1966	[29-29] 1.000
	vs. Davidson, 2/11/1978	[24-24] 1.000
	at Virginia Tech, 12/6/2019	[10-10] 1.000
5.	vs. UNC Greensboro, 12/31/2005	[27-28] .964
6.	at South Carolina, 12/16/1963	[25-26] .962
7.	vs. Texas, 12/10/2005	[23-24] .958
	at Notre Dame, 1/30/2017	[23-24] .958
9.	vs. North Carolina, 3/6/2010	[22-23] .957
10.	vs. North Carolina, 2/9/2005	[21-22] .955

Minimum 10 attempts

MOST REBOUNDS

1.	vs. Virginia, 2/9/1956	76
	vs. Wake Forest, 2/14/1968	76
3.	vs. South Carolina, 3/3/1955	73
4.	vs. Penn State, 1/3/1966	72
5.	vs. Virginia, 12/16/1966	70
6.	vs. Virginia, 2/16/1960	69
	vs. Michigan, 12/3/1966	69
8.	vs. West Virginia, 12/27/1954	68
9.	at Virginia, 2/21/1956	67
	vs. Bucknell, 1/4/1960	67
	vs. South Carolina, 3/3/1961	67
	vs. Virginia Tech, 12/15/1970	67

MOST ASSISTS

1.	vs. St. Francis (Pa.), 12/5/2017	34
2.	vs. Miami (Fla.), 2/19/1986	33
3.	vs. Virginia, 2/11/1965	32
	vs. Evansville, 12/20/2017	32
5.	at Davidson, 1/29/1975	31
6.	vs. Harvard, 11/25/1989	30
	vs. South Carolina State, 11/21/1998	30
	vs. Presbyterian, 11/14/2014	30
9.	vs. East Carolina, 11/30/1988	29
	vs. Clemson, 1/29/1989	29
	vs. Stetson, 12/1/2018	29

MOST BLOCKED SHOTS

1.	vs. Illinois-Chicago, 12/14/2004	18
2.	vs. Virginia, 1/10/1999	> 17
3.	vs. Virginia, 1/16/2005	14
	vs. Maryland, 1/11/2006	14
	vs. Princeton, 12/18/2018	14
	vs. Stephen F. Austin, 11/26/2019	14
7.	vs. NC A&T, 12/20/1998	13
	vs. Maryland, 2/19/2003	13
	vs. Georgia Tech, 2/5/2005	13
	at Wake Forest, 1/8/2019	13

> ACC Record for an ACC game

MOST STEALS

1.	vs. Davidson, 11/20/1997	22
2.	vs. Davidson, 1/27/1976	21
	vs. Davidson, 12/5/2000	21
4.	vs. Washington College, 11/29/1977	19
	vs. Maryland, 2/3/1979	19
	vs. Maryland, 1/11/2006	19
	vs. Stetson, 12/1/2018	19
8.	vs. Vermont, 12/30/1975	18
	vs. Chicago, 12/13/1977	18
	vs. Lehigh, 1/9/1978	18
	vs. Cornell, 12/29/1988	18
	vs. Harvard, 1/25/1989	18
	vs. North Carolina, 1/29/1997	18
	vs. North Carolina, 3/3/2002	18

MOST TURNOVERS CAUSED

1.	vs. Harvard, 11/25/1989	39
2.	vs. Vermont, 12/30/1975	34
3.	vs. Massachusetts, 12/12/1983	33
	vs. South Carolina State, 12/1/1997	33
	vs. Davidson, 12/5/2000	33

MOST TURNOVERS COMMITTED

1.	vs. East Carolina, 12/4/1974	36
2.	at Harvard, 2/14/1989	34
3.	vs. Maryland, 2/9/1991	33
4.	at Wake Forest, 2/2/1978	31
5.	3x; last at Tulane, 1/7/1976	30

MOST PERSONAL FOULS

1.	at Wake Forest, 1/12/1954	40
2.	vs. NC State, 3/8/1952	39
3.	vs. New York University, 2/3/1951	37
	at Wake Forest, 2/13/2003	37
5.	vs. North Carolina, 3/1/1957	35
	vs. Wake Forest, 2/26/1954	35

MOST PLAYERS TO FOUL OUT

1.	vs. North Carolina, 3/1/1957	5
	vs. North Carolina, 3/11/1967	5
	at Wake Forest, 12/13/2003	5
	at Maryland, 2/12/2005	5
	at Wake Forest, 2/17/2008	5
6.	12x; last vs. Maryland, 3/14/2004	4

FEWEST PERSONAL FOULS

1.	at Oklahoma State, 12/19/1939	3
	vs. Perry, 12/4/1945	3
3.	vs. North Carolina, 3/4/1937	4
	at Maryland, 1/13/1939	4
	vs. Navy, 2/8/1941	4
6.	vs. North Carolina, 2/24/1979	5

▲ - ACC Record  
◆ - NCAA Record  
[#] - ACC All-Time Team Ranking

Cameron Indoor Stadium Records

DUKE INDIVIDUAL RECORDS, GAME			
POINTS			
Rk	Name vs. Opponent, Date		Pts
1.	Dick Groat vs. North Carolina, 2/29/1952		48
2.	Dick Groat vs. George Washington, 2/2/1952		46
3.	Tate Armstrong vs. Clemson, 2/5/1976		42
4.	Art Heyman vs. North Carolina, 2/23/1965		40
	Tate Armstrong vs. NC State, 2/18/1976		40
	J.J. Redick vs. Virginia, 1/28/2006		40
7.	Gary Melchionni vs. Maryland, 2/3/1973		39
8.	Ronnie Mayer vs. Maryland, 1/14/1956		38
	Art Heyman vs. Maryland, 1/13/1962		38
	Robert Verga vs. Penn State, 1/3/1967		38
	J.J. Redick vs. Wake Forest, 2/20/2005		38
FIELD GOALS MADE			
Rk	Name vs. Opponent, Date		FG
1.	Dick Groat vs. North Carolina, 2/29/1952		19
2.	Jack Marin vs. Wake Forest, 1/15/1966		18
	Tate Armstrong vs. Clemson, 2/26/1976		18
4.	Gary Melchionni vs. Maryland, 2/3/1973		17
5.	Dick Groat vs. George Washington, 2/2/1952		16
	Robert Verga vs. Penn State, 1/3/1967		16
	Vince Taylor vs. Clemson, 2/24/1982		16
FIELD GOAL ATTEMPTS			
Rk	Name vs. Opponent, Date		FGA
1.	Art Heyman vs. North Carolina, 2/23/1962		33
2.	Art Heyman vs. North Carolina, 1/13/1962		32
3.	Robert Verga vs. Penn State, 1/1/1967		31
4.	RJ Barrett vs. Syracuse, 1/14/2019		30
5.	Tate Armstrong vs. Clemson, 2/25/1976		29
FIELD GOAL PERCENTAGE			
Rk	Name vs. Opponent, Date		Pct
1.	Mike Lewis vs. Penn State, 1/3/1966	[10-of-10]	1.000
	Mike Gminski vs. Johns Hopkins, 11/30/1976	[10-of-10]	1.000
3.	Jack Marin vs. Penn State, 1/5/1965	[13-of-14]	.929
	Carlos Boozer vs. NC State, 2/14/2002	[13-of-14]	.929
5.	Grant Hill vs. Canisius, 12/1/1992	[12-of-13]	.923
Minimum 10 made field goals			
3-POINT FIELD GOALS MADE			
Rk	Name vs. Opponent, Date		3FG
1.	Shane Battier vs. Princeton, 11/14/2000		9
2.	William Avery vs. Florida, 12/9/1998		8
	Jason Williams vs. North Carolina, 3/3/2002		8
	J.J. Redick vs. Virginia, 1/28/2006		8
	Kyle Singler vs. Georgia Tech, 2/4/2010		8
	Andre Dawkins vs. Bradley, 12/8/2010		8
3-POINT FIELD GOAL ATTEMPTS			
Rk	Name vs. Opponent, Date		3FGA
1.	RJ Barrett vs. Syracuse, 1/14/2019		17
2.	Jason Williams vs. Temple, 12/5/2001		16
3.	Jason Williams vs. North Carolina, 3/3/2002		15
	J.J. Redick vs. Georgia Tech, 2/5/2005		15
	Grayson Allen vs. Virginia Tech, 2/14/2018		15
	Grayson Allen vs. Louisville, 2/21/2018		15
3-POINT FIELD GOAL PERCENTAGE			
Rk	Name vs. Opponent, Date		Pct
1.	Trajan Langdon vs. St. Joseph's, 11/30/1996	[6-of-7]	.857
	Seth Curry vs. Georgia Tech, 1/17/2013	[6-of-7]	.857
3.	Ricky Price vs. Monmouth, 12/28/1995	[5-of-6]	.833
	J.J. Redick vs. Virginia, 1/15/2003	[5-of-6]	.833
	Matt Jones vs. Bryant, 11/14/2015	[5-of-6]	.833
Minimum 4 made three-point field goals			

FREE THROWS MADE		
Rk	Name vs. Opponent, Date	FT
1.	Bucky Allen vs. NC State, 1/5/1957	20
2.	Jim Spanarkel vs. NC State, 2/5/1978	18
3.	Dick Groat vs. Davidson, 1/29/1951	17
4.	Grayson Allen vs. Long Beach State, 12/30/2015	15
5.	Dick Groat vs. George Washington, 2/2/1952	14
	Art Heyman vs. North Carolina, 2/4/1961	14
	Chris Redding vs. North Carolina, 1/22/1972	14
	J.J. Redick vs. Princeton, 1/5/2005	14
	J.J. Redick vs. Wake Forest, 2/20/2005	14
	Jahlil Okafor vs. Boston College, 1/3/2015	14
	Grayson Allen vs. Wake Forest, 3/1/2016	14
FREE THROWS ATTEMPTED		
Rk	Name vs. Opponent, Date	FTA
1.	Bucky Allen vs. NC State, 1/5/1957	23
2.	Jim Spanarkel vs. NC State, 2/5/1978	22
3.	Carroll Youngkin vs. Pittsburgh, 1/31/1959	20
4.	Grayson Allen vs. Wake Forest, 3/1/2016	19
5.	Carroll Youngkin vs. Wake Forest, 2/27/1959	18
	Art Heyman vs. North Carolina, 2/23/1963	18
FREE THROWS MADE (NO MISSES)		
Rk	Name vs. Opponent, Date	FT
1.	Dick Groat vs. Davidson, 1/29/1951	17
2.	J.J. Redick vs. Princeton, 1/5/2005	14
3.	Mike Lewis vs. Vanderbilt, 12/13/1966	13
	Steve Vandenberg vs. North Carolina, 3/1/1969	13
	Christian Laettner vs. Maryland, 1/13/1990	13
	Elton Brand vs. NC A&T, 12/20/1998	13
	Jon Scheyer vs. Rhode Island, 1/16/2008	13
REBOUNDS		
Rk	Name vs. Opponent, Date	Reb
1.	Bernie Janacki vs. North Carolina, 2/29/1952	31
2.	Paul Schmidt vs. Wake Forest, 2/15/1958	24
	Art Heyman vs. North Carolina, 2/23/1963	24
	Mike Lewis vs. Wake Forest, 2/21/1967	24
5.	Bob Lakata vs. Temple, 1/5/1955	23
REBOUNDS, COACH K ERA		
Rk	Name vs. Opponent, Date	Reb
1.	Miles Plumlee vs. Maryland, 2/11/2012	22
2.	Marvin Bagley vs. Florida State, 12/30/2017	21
3.	Cherokee Parks vs. Xavier, 12/4/1993	20
	Jahlil Okafor vs. Elon, 12/15/2014	20
5.	Shelden Williams vs. Virginia Tech, 12/4/2005	19
OFFENSIVE REBOUNDS		
Rk	Name vs. Opponent, Date	OReb
1.	Mike Lewis vs. Wake Forest, 2/21/1967	12
	Mike Lewis vs. Wake Forest, 2/14/1968	12
3.	Mike Lewis vs. NC State, 1/29/1966	11
	Marshall Plumlee vs. Syracuse, 1/18/2016	11
	Marvin Bagley vs. Florida State, 12/30/2017	11
OFFENSIVE REBOUNDS, COACH K ERA		
Rk	Name vs. Opponent, Date	OReb
1.	Marshall Plumlee vs. Syracuse, 1/18/2016	11
	Marvin Bagley vs. Florida State, 12/30/2017	11
3.	Jabari Parker vs. Florida State, 1/25/2014	10
	Jahlil Okafor vs. Boston College, 1/3/2015	10
5.	Cherokee Parks vs. Xavier, 12/4/1993	9
	Shelden Williams vs. Tennessee-Martin, 11/20/2004	9
	Miles Plumlee vs. Maryland, 2/11/2012	9
DEFENSIVE REBOUNDS		
Rk	Name vs. Opponent, Date	DReb
1.	Randy Denton vs. Wake Forest, 2/12/1969	16
2.	Mike Lewis vs. Princeton, 12/19/1967	15
3.	Shelden Williams vs. Virginia Tech, 12/4/2005	13
	Miles Plumlee vs. Maryland, 2/11/2012	13
	Mason Plumlee vs. Boston College, 2/24/2013	13
	RJ Barrett vs. Hartford, 12/5/2018	13
	RJ Barrett vs. Syracuse, 1/14/2019	13

ASSISTS		
Rk	Name vs. Opponent, Date	Ast
1.	Bobby Hurley vs. Florida State, 2/24/1993	16
2.	Bobby Hurley vs. Oklahoma, 1/4/1993	15
	Bobby Hurley vs. UCLA, 2/28/1993	15
	Greg Paulus vs. Valparaiso, 12/18/2005	15
5.	Tommy Amaker vs. Miami, 2/19/1986	14
	Bobby Hurley vs. LSU, 2/10/1991	14
	Chris Duhon vs. Wake Forest, 1/17/2004	14
	Quinn Cook vs. Wake Forest, 1/5/2013	14
BLOCKED SHOTS		
Rk	Name vs. Opponent, Date	Blk
1.	Shelden Williams vs. Maryland, 1/11/2006	10
2.	Mike Gminski vs. NC State, 2/15/1978	9
	Shelden Williams vs. Virginia, 1/16/2005	9
	Shelden Williams vs. Davidson, 11/19/2005	9
5.	Mike Gminski vs. Vermont, 12/28/1979	8
	Shelden Williams vs. Wake Forest, 1/17/2004	8
	Shelden Williams vs. Virginia, 1/28/2006	8
STEALS		
Rk	Name vs. Opponent, Date	Stl
1.	Kenny Dennard vs. Maryland, 2/3/1979	11
2.	Steve Wojciechowski vs. Vanderbilt, 11/22/1996	8
3.	George Moses vs. Davidson, 1/27/1976	7
	Jim Spanarkel vs. Lafayette, 1/10/1977	7
	Shane Battier vs. Davidson, 11/20/1997	7
	Mike Dunleavy vs. Maryland, 1/17/2002	7
	Sean Dockery vs. St. John's, 12/6/2003	7
	Chris Duhon vs. Fairfield, 1/6/2004	7
	Chris Duhon vs. Georgia Tech, 3/3/2004	7
	DeMarcus Nelson vs. Boston University, 11/14/2005	7
	David McClure vs. UNC Greensboro, 11/16/2006	7
TRIPLE-DOUBLES		
Rk	Name, Years	No
1.	Gene Banks (Fr.), 1978	1
	vs. Lehigh, 1/9/1978 (13 points, 12 rebounds, 11 assists)	
	Shelden Williams (Sr.), 2006	1
	vs. Maryland, 1/11/2006 (19 points, 11 rebounds, 10 blocked shots)	
	RJ Barrett, 2019	1
	vs. NC State, 2/16/19 (23 points, 11 rebounds, 10 assists)	



# Cameron Indoor Stadium Records

## DUKE TEAM RECORDS, GAME

### MOST POINTS

Rk	Opponent, Date	Pts
1.	vs. Virginia, 2/11/1965	136
2.	vs. Harvard, 11/25/1989	130
3.	vs. Mercer, 12/21/1997	126
4.	vs. East Carolina, 11/26/1990	125
5.	vs. Evansville, 12/20/2017	124
6.	vs. Wake forest, 2/12/1969	122
7.	vs. Navy, 2/1/1964	121
	vs. Penn State, 1/5/1965	121
	vs. Harvard, 12/21/1987	121
	vs. NC Central, 11/9/2007	121

### FEWEST POINTS

Rk	Opponent, Date	Pts
1.	vs. North Carolina, 2/22/1940	27
	vs. Fort Bragg, 1/2/1945	27
3.	vs. Washington & Lee, 2/17/1940	28
	vs. Norfolk NAS, 1/5/1944	28
	vs. Camp Lejuene, 12/30/1944	28

### FEWEST POINTS, COACH K ERA

Rk	Opponent, Date	Pts
1.	vs. Maryland, 1/9/1982	36
2.	vs. Georgia Tech, 2/3/1982	47
3.	vs. NC State, 1/20/1982	49
4.	vs. NC State, 2/19/1981	51
5.	vs. Wake Forest, 1/10/1996	54
	vs. Indiana, 11/28/2006	54

### MOST POINTS, FIRST HALF

Rk	Opponent, Date	Pts
1.	vs. Harvard, 11/25/1989	72
2.	vs. St. Francis (Pa.), 12/5/2017	71
3.	vs. Elon, 12/28/2015	70
4.	vs. Army, 11/25/2000	67
5.	vs. Harvard, 12/21/1987	65
	vs. Virginia, 2/5/2000	65

### MOST POINTS, SECOND HALF

Rk	Opponent, Date	Pts
1.	vs. Virginia, 2/11/1965	72
2.	vs. Portland, 11/25/2001	67
	vs. NC Central, 11/9/2007	67
4.	vs. Colgate, 11/19/2010	66
5.	vs. Fairfield, 11/15/2014	65

### FEWEST POINTS, FIRST HALF

Rk	Opponent, Date	Pts
1.	vs. North Carolina, 2/24/1979	7
2.	vs. North Carolina, 2/22/1940	8
3.	vs. Norfolk NAS, 1/16/1945	10
4.	3x, last vs. Fort Bragg, 1/2/1945	11

### FEWEST POINTS, SECOND HALF

Rk	Opponent, Date	Pts
1.	vs. Wake Forest, 2/5/1946	8
2.	vs. Maryland, 1/9/1982	10
3.	vs. Camp Lejuene, 12/30/1944	12
4.	3x, last vs. Norfolk NTS, 1/23/45	14

### FEWEST POINTS, FIRST HALF, COACH K ERA

Rk	Opponent, Date	Pts
1.	vs. Virginia, 1/30/1982	13
2.	vs. Miami, 2/7/2009	19
3.	vs. North Carolina, 3/3/1996 (1)	21
4.	vs. Maryland, 2/7/1981 (1)	22
	vs. Holy Cross, 12/6/2006	22
	vs. NC State, 1/20/2009	22
	vs. Virginia, 1/27/2018	22

### FEWEST POINTS, SECOND HALF, COACH K ERA

Rk	Opponent, Date	Pts
1.	vs. Maryland, 1/9/1982	10
2.	vs. Georgia Tech, 2/25/1984	20
3.	vs. Georgia Tech, 2/3/1982	21
	vs. Indiana, 11/28/2006	21
5.	vs. Florida State, 1/29/2004	22

### MOST FIELD GOALS

Rk	Opponent, Date	FG
1.	vs. Harvard, 12/21/1987	51
2.	vs. Harvard, 11/25/1989	50
	vs. Mercer, 12/21/1997	50
4.	vs. The Citadel, 1/3/1990	48
	vs. St. Francis (Pa.), 12/5/2017	48

### FEWEST FIELD GOALS

Rk	Opponent, Date	FG
1.	vs. Fort Bragg, 1/2/1945	9
2.	vs. Washington & Lee, 2/17/1940	10
3.	vs. Norfolk NAS, 1/5/1944	11
	vs. North Carolina, 2/25/1949	11
5.	8x, last vs. Norfolk NTS, 1/15/1946	12

### FEWEST FIELD GOALS, COACH K ERA

Rk	Opponent, Date	FG
1.	vs. Indiana, 11/28/2006	14
2.	vs. Maryland, 2/9/1982	15
	vs. Evansville, 12/20/2017	15
4.	vs. Detroit, 11/22/2003	16
5.	vs. Princeton, 1/5/2005	17
	vs. Georgetown, 12/2/2006	17
	vs. Syracuse, 2/24/2018	17

### MOST FIELD GOAL ATTEMPTS

Rk	Opponent, Date	FGA
1.	vs. South Carolina, 12/12/1964	97
2.	vs. Virginia, 2/9/1956	93
	vs. Virginia, 2/11/1965	93
4.	vs. Penn State, 1/5/1965	92
5.	3x, last vs. Clemson, 1/9/1968	91

### MOST FG ATTEMPTS, COACH K ERA

Rk	Opponent, Date	FGA
1.	vs. Harvard, 12/21/1987	89
2.	vs. Miami, 2/19/1986	85
	vs. Davidson, 12/5/2000	85
4.	vs. Mercer, 12/21/1997	84
	vs. Portland, 11/25/2001	84

### HIGHEST FIELD GOAL PERCENTAGE

Rk	Opponent, Date	Pct
1.	vs. Johns Hopkins, 11/26/77	[41-of-55] .746
2.	vs. North Carolina, 2/24/79	[17-of-23] .739
3.	vs. Virginia, 2/20/71	[42-of-59] .712
4.	vs. Davidson, 11/8/13	[38-of-54] .704
5.	vs. Canisius, 12/1/92	[41-of-59] .695

### LOWEST FIELD GOAL PERCENTAGE

Rk	Opponent, Date	Pct
1.	vs. Navy, 2/4/1950	[18-of-66] .273
2.	vs. Virginia Tech, 2/21/2010	[18-of-62] .290
3.	vs. Evansville, 12/20/2017	[15-of-50] .300
4.	vs. NC State, 2/21/1973	[20-of-66] .303
5.	vs. North Carolina, 2/4/1956	[20-of-66] .304

### 3-POINT FIELD GOALS

Rk	Opponent, Date	3FG
1.	vs. NC A&T, 12/30/2000	18
	vs. Radford, 11/21/2009	18
3.	vs. Florida, 12/9/1998	16
	vs. NC Central, 11/9/2007	16
	vs. Presbyterian, 11/14/2014	16
	vs. Georgia Tech, 1/4/2017	16
	vs. Evansville, 12/20/2017	16

### 3-POINT FIELD GOAL ATTEMPTS

Rk	Opponent, Date	3FGA
1.	vs. Syracuse, 1/14/2019	43
2.	vs. Miami, 2/7/2009	39
	vs. North Carolina, 2/20/2019	39
4.	vs. NC A&T, 12/30/2000	38
5.	vs. Army, 11/23/2002	37
	vs. Syracuse, 1/18/2016	37

### 3-POINT FIELD GOAL PERCENTAGE

Rk	Opponent, Date	Pct
1.	vs. Clemson, 2/1/1988	[10-of-11] .909
2.	vs. Vanderbilt, 12/6/1986	[7-of-10] .700
	vs. Kansas, 2/18/1989	[7-of-10] .700
4.	vs. Florida, 12/9/1998	[16-of-23] .696

Minimum 10 3-point field goal attempts

### FREE THROWS MADE

Rk	Opponent, Date	FT
1.	vs. Penn, 12/22/1980	42
	vs. Fairfield, 11/14/1998	42
3.	vs. Davidson, 12/16/1952	40
	vs. New Hampshire, 12/29/1982	40
5.	vs. Clemson, 1/31/1990	38

### FREE THROWS ATTEMPTED

Rk	Opponent, Date	FTA
1.	vs. Davidson, 12/16/1952	61
2.	vs. Fairfield, 11/14/1998	54
3.	vs. NYU, 2/5/1953	52
4.	vs. New Hampshire, 12/29/1982	51
5.	vs. Penn, 12/22/1980	50

### HIGHEST FREE THROW PERCENTAGE

Rk	Opponent, Date	Pct
1.	vs. Davidson, 2/11/1978	[24-of-24] 1.000
2.	vs. North Carolina, 2/6/2010	[22-of-23] .956
3.	vs. North Carolina, 2/9/2005	[21-of-22] .955
4.	vs. Virginia Tech, 1/4/2009	[19-of-20] .950
5.	vs. Wake Forest, 2/14/2006	[17-of-18] .944

### LOWEST FREE THROW PERCENTAGE

Rk	Opponent, Date	Pct
1.	vs. Carolina Pre Flight, 12/17/1942	[3-of-14] .214
2.	vs. North Carolina, 2/22/1940	[3-of-13] .231
3.	vs. Tennessee, 1/5/1942	[3-of-11] .273
	vs. Wake Forest, 4/15/1943	[3-of-11] .273
	vs. Elon, 11/20/2017	[3-of-11] .273

### LOWEST FREE THROW PERCENTAGE, COACH K ERA

Rk	Opponent, Date	Pct
1.	vs. Elon, 11/20/2017	[3-of-11] .273
2.	vs. Georgia Tech, 2/21/1981	[7-of-19] .368
3.	vs. Long Beach State, 12/29/2009	[5-of-13] .385
4.	vs. Louisville, 1/12/1983	[2-of-5] .400
5.	vs. Maryland, 1/26/2013	[7-of-17] .412

### REBOUNDS

Rk	Opponent, Date	Reb
1.	vs. Virginia, 2/9/1956	76
	vs. Wake Forest, 2/14/1968	76
3.	vs. Penn State, 1/3/1966	72
4.	vs. Virginia, 12/16/1966	70
5.	vs. Virginia, 2/16/1960	69

### REBOUNDS, COACH K ERA

Rk	Opponent, Date	Reb
1.	vs. St. Francis (Pa.), 12/5/2017	61
2.	vs. Xavier, 12/4/1993	59
3.	vs. Georgia Southern, 11/11/2008	58
	vs. Georgia State, 11/15/2020	58
5.	vs. South Carolina State, 11/21/1998	57
	vs. Tennessee-Martin, 11/20/2004	57

### OFFENSIVE REBOUNDS

Rk	Opponent, Date	OReb
1.	vs. Wake Forest, 2/14/1968	37
2.	vs. Virginia, 12/16/1966	34
3.	vs. Penn State, 1/3/1966	32
	vs. Wake Forest, 1/15/1966	32
5.	vs. Virginia, 1/15/1966	31

### OFFENSIVE REBOUNDS, COACH K ERA

Rk	Opponent, Date	OReb
1.	vs. Georgia State, 11/15/2020	30
2.	vs. Appalachian State, 12/29/1986	29
3.	vs. Florida State, 1/25/2014	27
4.	vs. Xavier, 12/4/1993	26
	vs. UNC Greensboro, 12/30/1998	26
	vs. Tennessee-Martin, 11/20/2004	26

### DEFENSIVE REBOUNDS

Rk	Opponent, Date	DReb
1.	vs. Penn State, 1/3/66	40
	vs. Marist, 11/11/2016	40
3.	vs. UCLA, 12/20/65	39
	vs. Virginia, 2/12/66	39
	vs. Wake Forest, 2/24/68	39
	vs. North Carolina, 3/2/68	39
	vs. South Carolina State, 11/21/98	39

### DEFENSIVE REBOUNDS, COACH K ERA

Rk	Opponent, Date	DReb
1.	vs. Marist, 11/11/2016	40
2.	vs. South Carolina State, 11/21/1998	39
4.	vs. Army West Point, 11/11/2018	38
5.	vs. Army West Point, 11/20/1999	37
	vs. Delaware, 12/1/2012	37

### ASSISTS

Rk	Opponent, Date	Ast
1.	vs. St. Francis (Pa.), 12/5/2017	34
2.	vs. Miami, 2/19/1986	33
3.	vs. Evansville, 12/20/2017	32
4.	vs. Harvard, 11/25/1989	30
	vs. South Carolina State, 11/21/1998	30
	vs. Presbyterian, 11/14/2014	30

### STEALS

Rk	Opponent, Date	Stl
1.	vs. Davidson, 11/20/1997	22
2.	vs. Davidson, 1/27/1976	21
	vs. Davidson, 12/5/2000	21
4.	4x, last vs. Stetson, 12/1/2018	19

### BLOCKED SHOTS

Rk	Opponent, Date	Blk
1.	vs. Illinois-Chicago, 12/14/2004	18
2.	vs. Virginia, 1/10/1999	17
3.	vs. Portland, 12/14/2003	14
	vs. Virginia, 1/16/2005	14
	vs. Maryland, 1/11/2006	14
	vs. Princeton, 12/18/2018	14
	vs. Stephen F. Austin, 11/26/2019	14

### LARGEST MARGIN OF VICTORY

Rk	Opponent, Date	Pts
1.	vs. Harvard, 11/25/1989	[130-54] 76
2.	vs. Presbyterian, 11/14/2014	[113-44] 69
3.	vs. NC Central, 11/9/2007	[121-56] 65
4.	vs. South Carolina State, 11/21/1998	[120-56] 64
	vs. Evansville, 12/20/2017	[104-40] 64
	vs. Stetson, 12/1/2018	[113-49] 64

### LARGEST MARGIN OF DEFEAT

Rk	Opponent, Date	Pts
1.	vs. Norfolk NAS, 1/5/1944	[61-28] 33
2.	vs. North Carolina, 2/27/1960	[75-50] 25
3.	vs. North Carolina, 2/25/1949	[64-40] 24
	vs. NC State, 2/21/1973	[74-50] 24
	vs. Maryland, 2/8/1975	[104-80] 24
	vs. North Carolina, 3/5/1983	[105-81] 24

## Cameron Indoor Stadium Records

## OPPONENT INDIVIDUAL RECORDS, GAME

## POINTS

Rk	Name, Opponent, Date	Pts
1.	Grady Wallace, South Carolina, 2/23/1957	43
2.	Len Bias, Maryland, 1/25/1986	41
3.	Frank Selvy, Furman, 12/2/1953	40
	Lennie Rosenbluth, North Carolina, 3/1/1957	40
	Joe Smith, Maryland, 3/1/1995	40
6.	Bob Weiss, Penn State, 1/5/1965	38
7.	John Roche, South Carolina, 2/8/1969	37
	Chris Paul, Wake Forest, 2/20/2005	37
	Al Thornton, Florida State, 2/4/2006	37
10.	Terry Holland, Davidson, 12/1/1962	36
	Ralph Sampson, Virginia, 12/8/1982	36
	Dennis Scott, Georgia Tech, 1/28/1990	36

## FIELD GOALS

Rk	Name, Opponent, Date	FG
1.	Ralph Sampson, Virginia, 12/8/1982	18
2.	Bob Weiss, Penn State, 1/5/1965	17
	Al Thornton, Florida State, 2/4/2006	17
4.	7x, last Joe Smith, Maryland, 3/1/1995	15

## FIELD GOAL ATTEMPTS

Rk	Name, Opponent, Date	FGA
1.	Grady Wallace, South Carolina, 2/23/1957	32
	Al Thornton, Florida State, 2/4/2006	32
3.	Bob Weiss, Penn State, 1/5/1965	31
4.	Bud Olsen, Louisville, 12/8/1961	30
	Bob Leonard, Wake Forest, 1/16/1965	30
	Will Hetzel, Maryland, 1/11/1969	30
	Gus Gerard, Virginia, 2/13/1974	30

## FIELD GOAL PERCENTAGE

Rk	Name, Opponent, Date	Pct
1.	Devin Gray, Clemson, 1/27/1992	[10-of-11] .909
	Rasheed Wallace, North Carolina, 2/2/1995	[10-of-11] .909
3.	Reggie Johnson, Miami, 1/2/2011	[9-of-10] .900
	Jerome Hill, Gardner-Webb, 12/16/2013	[9-of-10] .900
5.	Rodney Rogers, Wake Forest, 2/13/1993	[14-of-16] .875

Minimum 10 made field goals

## 3-POINT FIELD GOALS

Rk	Name, Opponent, Date	3FG
1.	Jimmy Baron, Rhode Island, 11/16/2008	8
2.	Tyrone Perry, Delaware, 12/19/1995	7
3.	6x, last Phil Cofer, Florida State, 12/30/2017	6

## 3-POINT FIELD GOAL ATTEMPTS

Rk	Name, Opponent, Date	3FGA
1.	Tony Stockman, Clemson, 1/7/2001	12
	Braian Angola, Florida State, 12/30/2017	12
	Cameron Johnson, North Carolina, 3/3/2018	12
4.	Chris Spatola, Army, 11/20/1999	11
	Kevin Foster, Santa Clara, 12/29/2012	11
	Hunter Ware, Bryant, 11/14/2015	11

## 3-POINT FIELD GOAL PERCENTAGE

Rk	Name, Opponent, Date	Pct
1.	Tyrone Perry, Delaware, 12/19/1995	[7-of-8] .875
2.	Marc Campbell, Clemson, 1/29/1983	[5-of-6] .833
	Jack McClinton, Miami, 2/7/2009	[5-of-6] .833
4.	12x, last Sebastian Koch, Elon	[4-of-5] .800

Minimum 4 made three-point field goals

## FREE THROWS MADE

Rk	Name, Opponent, Date	FT
1.	Grady Wallace, South Carolina, 2/23/1957	21
2.	Dickie Hemric, Wake Forest, 2/19/1955	20
3.	John Roche, South Carolina, 2/8/1969	17
4.	Lennie Rosenbluth, North Carolina, 3/1/1957	16
5.	Jim O'Brien, Maryland, 2/6/1971	15
	Carlos Yates, George Mason, 1/3/1983	15

## FREE THROWS ATTEMPTED

Rk	Name, Opponent, Date	FGA
1.	Dickie Hemric, Wake Forest, 2/19/1955	26
2.	Grady Wallace, South Carolina, 2/23/1957	23
3.	Lennie Rosenbluth, N. Carolina, 3/1/1957	21
	John Roche, South Carolina, 2/8/1969	21
5.	Dickie Hemric, Wake Forest, 1/26/1952	20

## FREE THROWS MADE (NO MISSES)

Rk	Name, Opponent, Date	FT
1.	Carlos Yates, George Mason, 1/3/1983	15
2.	Len Bias, Maryland, 1/25/1986	13
3.	Jeff Jones, Virginia, 1/30/1982	12
	Jason Capel, North Carolina, 3/3/2002	12
5.	Shermann Nearman, North Carolina, 2/24/1950	10
	Mike Arizin, William & Mary, 12/2/1972	10
	Phil Cox, Vanderbilt, 11/28/1981	10

## REBOUNDS

Rk	Name, Opponent, Date	Reb
1.	Brice Johnson, North Carolina, 3/5/2016	21
2.	Tyler Roberson, Syracuse, 1/18/2016	20
3.	Grady Wallace, South Carolina, 2/23/1957	18
	David Duarte, Cincinnati, 12/29/1979	18
	Joe Smith, Maryland, 3/1/1995	18
	Sean May, North Carolina, 2/9/2005	18

## OFFENSIVE REBOUNDS

Rk	Name, Opponent, Date	OReb
1.	Tyler Roberson, Syracuse, 1/18/2016	12
	Brice Johnson, North Carolina, 3/5/2016	12
3.	Joe Smith, Maryland, 3/1/1995	10
4.	Dan Callahan, Northeastern, 11/26/1994	9
	Stephen Marshall, Davidson, 11/20/1997	9
	Garrison Brooks, North Carolina, 3/7/2020	9

## DEFENSIVE REBOUNDS

Rk	Name, Opponent, Date	DReb
1.	Joseph Forte, North Carolina, 2/1/2001	15
2.	Larry Miller, North Carolina, 3/2/1968	13
	Derrick Hicks, Wake Forest, 2/13/1993	13
	Sean May, North Carolina, 2/9/2005	13
5.	J.R. Reid, North Carolina, 1/10/1987	12
	Randy Holcomb, San Diego State, 12/29/2001	12
	Cameron Moore, UAB, 1/5/2011	12

## ASSISTS

Rk	Name, Opponent, Date	Ast
1.	Craig Neal, Georgia Tech, 2/3/1988	14
2.	Ed Cota, North Carolina, 3/4/2000	13
3.	Mike Eppley, Clemson, 2/24/1982	12
	Sidney Lowe, NC State, 2/23/1983	12
	Tyrone Bogues, Wake Forest, 1/16/1986	12
	Kenny Anderson, Georgia Tech, 1/28/1990	12
	Rob Garner, Delaware, 12/19/1995	12
	Greivis Vasquez, Maryland, 2/28/2007	12

## BLOCKED SHOTS

Rk	Name, Opponent, Date	Blk
1.	Robert Siler, Wake Forest, 1/14/1991	9
2.	Allen Pinson, Toledo, 12/12/2004	7
	Cedric Simmons, NC State, 1/18/2006	7
	Danny Green, North Carolina, 3/8/2008	7
5.	4x, last C.J. Leslie, NC State, 2/16/2012	6

## STEALS

Rk	Name, Opponent, Date	Stl
1.	Trent Forest, Florida State, 2/10/2020	8
2.	Kenny Carr, NC State, 2/18/1976	7
	Spud Webb, NC State, 2/20/1985	7
4.	7x, last Mardy Collins, Temple, 1/8/2005	6

## OPPONENT TEAM RECORDS, GAME

## MOST POINTS

North Carolina, 3/5/1983	105
--------------------------	-----

## FEWEST POINTS

Maryland, 1941	17
----------------	----

## FEWEST POINTS IN A HALF

North Carolina, 2/24/1979	[1st Half] 0
---------------------------	--------------

## MOST FIELD GOALS

Penn State, 1/3/1967	39
----------------------	----

## FEWEST FIELD GOALS

Maryland, 1941	6
----------------	---

## MOST FIELD GOAL ATTEMPTS

Penn State, 1/3/1967	89
Wake Forest, 2/12/1969	89

## FEWEST FIELD GOAL ATTEMPTS

NC State, 1/9/1960	30
South Carolina, 2/23/1957	30

## HIGHEST FIELD GOAL PCT.

Louisville, 1/12/1983	[40-56] .714
-----------------------	--------------

## LOWEST FIELD GOAL PCT.

Ft. Bragg, 1/2/1945	.126
---------------------	------

## MOST 3-POINT FIELD GOALS

Florida State, 12/30/2017	15
---------------------------	----

## MOST 3-POINT FIELD GOAL ATTEMPTS

Princeton, 12/18/2018	33
-----------------------	----

## MOST FREE THROWS MADE

NC State, 1/8/1955	38
--------------------	----

## FEWEST FREE THROWS MADE

3x, last Georgia Southern, 12/15/2015	0
---------------------------------------	---

## MOST FREE THROW ATTEMPTS

George Washington, 2/9/1953	54
North Carolina, 3/1/1957	54

## FEWEST FREE THROW ATTEMPTS

Maryland, 2/18/1978	1
---------------------	---

## HIGHEST FREE THROW PCT.

Penn State, 1/3/1967	[6-6] 1.000
Iowa, 1/16/1993	[5-5] 1.000
Davidson, 11/18/2011	[14-14] 1.000
Pennsylvania, 1/1/2012	[9-9] 1.000

## LOWEST FREE THROW PCT.

3x, last Georgia Southern, 12/15/2015	[0-4] .000
---------------------------------------	------------

## MOST REBOUNDS

North Carolina, 3/5/2016	64
--------------------------	----

## MOST ASSISTS

Auburn, 12/30/1981	27
--------------------	----

## LARGEST VICTORY MARGIN

Norfolk, 1/5/1944	33
-------------------	----

## MOST PERSONAL FOULS

New Hampshire, 12/29/1982	38
---------------------------	----

## FEWEST PERSONAL FOULS

Cherry Point Marines, 1/8/1944	6
Fort Bragg, 12/21/1943	6

## MOST DISQUALIFICATIONS

NC State, 1/7/1950	5
--------------------	---

Cameron Indoor Stadium Records

YEAR-BY-YEAR RECORDS			
Year	W	L	Pct.
1940	9	1	.900
1941	6	5	.545
1942	11	0	1.000
1943	8	3	.727
1944	7	8	.467
1945	6	5	.545
1946	10	2	.833
1947	8	3	.727
1948	12	4	.800
1949	7	3	.700
1950	11	2	.846
1951	7	3	.700
1952	11	1	.917
1953	9	2	.818
1954	10	1	.909
1955	9	1	.900
1956	9	1	.900
1957	8	1	.889
1958	9	0	1.000
1959	7	3	.700
1960	5	4	.556
1961	8	0	1.000
1962	11	1	.917
1963	11	0	1.000
1964	10	0	1.000
1965	8	2	.800
1966	10	0	1.000
1967	9	1	.900
1968	9	1	.900
1969	6	4	.600
1970	8	2	.800
1971	8	2	.800
1972	10	2	.833
1973	8	2	.800
1974	7	4	.636
1975	8	4	.667
1976	8	4	.667
1977	6	5	.545
1978	12	0	1.000
1979	10	1	.909
1980	10	2	.833
1981	11	3	.786
1982	8	7	.533
1983	9	7	.563
1984	11	5	.688
1985	12	3	.800
1986	15	0	1.000
1987	14	2	.875
1988	12	2	.857
1989	14	1	.933
1990	13	1	.929
1991	16	0	1.000
1992	13	0	1.000
1993	14	2	.875
1994	14	2	.875
1995	8	6	.571
1996	11	4	.733
1997	15	2	.882
1998	15	0	1.000
1999	14	0	1.000
2000	13	2	.867
2001	13	2	.819
2002	13	0	1.000
2003	15	0	1.000
2004	14	1	.933
2005	14	1	.933
2006	14	1	.933
2007	15	4	.789
2008	15	1	.938
2009	16	1	.941
2010	17	0	1.000
2011	17	0	1.000
2012	13	3	.813
2013	16	0	1.000
2014	17	0	1.000
2015	15	1	.938
2016	15	3	.833
2017	15	1	.938
2018	15	1	.938
2019	15	2	.882
2020	15	2	.882
Totals	907	163	.848

MISCELLANEOUS	
TOTALS	
Games	1,070
Duke Total Points (Average)	85,669 (80.0)
Opponent Points (Average)	68,368 (64.0)
WIN-LOSS RECORDS	
Duke Overall Record	907-163 (.848)
ACC Regular Season	393-103 (.792)
Non-Conference Regular Season	427-38 (.918)
Duke When Ranked	612-60 (.911)
Duke When Ranked No. 1	109-6 (.948)
Duke When Ranked Top 5	326-29 (.918)
Duke When Ranked Top 10	516-44 (.921)
Duke vs. Ranked Team	123-65 (.654)
Duke vs. No. 1	4-6 (.400)
Duke vs. Top 5	24-27 (.471)
Duke vs. Top 10	51-47 (.520)
Ranked vs. Ranked	99-28 (.780)
Top 5 vs. Top 5	12-4 (.750)
Top 10 vs. Top 10	37-12 (.755)
Overtime	25-14 (.641)
WIN-LOSS RECORDS IN COACH K ERA	
Overall	549-68 (.890)
ACC Regular Season	252-59 (.810)
Non-Conference Regular Season	295-9 (.970)
Postseason NIT	2-0 (1.000)
MOST VICTORIES	
By Duke	17 in 2010
	17 in 2011
	17 in 2014
MOST LOSSES	
By Duke	8 in 1944
FEWEST LOSSES	
By Duke	0, 18 times; last in 2014 (17-0)
MOST 100-POINT GAMES	
By Duke	7 in 2001
By Opponents	3 in 1983
ALL-TIME 100-POINT GAMES	
By Duke	133
By Opponents	6
50TH ANNIVERSARY GAME	
Jan. 6, 1990	Duke 76, Virginia 68
75TH ANNIVERSARY GAME	
Jan. 3, 2015	Duke 85, Boston College 62
LONGEST WINNING STREAK	
Jan. 13, 1997 - Feb. 5, 2000	46 games
Feb. 22, 2009 - Jan. 19, 2012	45 games
Nov. 9, 2012 - Jan. 3, 2015	41 games
Nov. 25, 2001 - Feb. 26, 2004	41 games
Nov. 14, 1990 - Jan. 16, 1993	36 games
LONGEST NON-CONFERENCE WINNING STREAK	
Nov. 14, 2000 - Nov. 26, 2020	150 games
Feb. 2, 1983 - Dec. 2, 1995	95 games

KRZYZEWSKIVILLE	
Though tents popped up from time to time at Duke before the arrival of Mike Krzyzewski in 1980, Krzyzewskiville – named “Tent City” prior to that – came to form as we know it today in 1986 when the popularity of the team soared with its immense success. After its humble beginnings when only a handful of students erected tents in the courtyard area outside of Cameron Indoor Stadium, Krzyzewskiville has grown and is now an integral part of the Duke culture. Today, more than a thousand students camp out for their place in line in order to get the best seats at games, sometimes for as long as 10 weeks.	
The increased growth of K-ville has brought on more rules. Currently, the home game versus North Carolina is the only game designated as a “tenting game.” At least one person needs to man the tent at all times unless the head line monitor, who is essentially the mayor of K-ville, declares a grace period. Generally, there are 12 people in each tent, which are often adorned with numbers and phrases to differentiate themselves.	
Coach K addresses the students prior to the UNC home game, and is known to send pizzas to them for their dedication to the Duke basketball team. Keeping true to its emphasis on schoolwork, Duke officials made sure that wireless internet access is available in K-ville during a recent courtyard renovation so students could handle their academic requirements during the spring semester.	
Duke’s “Sixth Man,” better known as the Cameron Crazyies, is among the best cheering sections in all of sports. Their creativity is emulated, but never matched, at other schools around the nation. Largely because of their fervent support, the game experience at Cameron Indoor Stadium has become an event itself and a destination for many die-hard sports fans in the United States.	
CAMERON INDOOR STADIUM MILESTONE GAMES	
Game 1	Jan. 6, 1940
	Duke 36, Princeton 27
Game 100	Jan. 24, 1948
	Duke 52, Virginia Tech 45
Game 200	Feb. 5, 1957
	Duke 90, Pittsburgh 72
Game 300	Jan. 28, 1967
	Duke 99, NC State 60
Game 400	Feb. 25, 1976
	Clemson 90, Duke 89
Game 500	Jan. 11, 1984
	Duke 73, Appalachian State 60
Game 600	Dec. 1, 1990
	Duke 111, Charlotte 94
Game 700	Feb. 2, 1997
	Duke 70, Georgia Tech 61
Game 800	Feb. 8, 2004
	Duke 81, Clemson 55
Game 900	Feb. 4, 2010
	Duke 86, Georgia Tech 67
Game 1,000	Feb. 8, 2016
	Duke 72, Louisville 65



## 100-Point Games

## DUKE'S 100-POINT GAMES (CHRONOLOGICAL ORDER)

Date	Opponent	Loc	W/L	Score
2/25/2020	Wake Forest	A	L (2ot)	101-113
11/12/2019	Central Arkansas	H	W	105-54
12/18/2018	Princeton	H	W	101-50
12/1/2018	Stetson	H	W	113-49
11/6/2018	Kentucky	N	W	118-84
12/30/2017	Florida State	H	W	100-93
12/20/2017	Evansville	H	W	104-40
12/5/2017	St. Francis (Pa.)	H	W	124-67
1/4/2017	Georgia Tech	H	W	110-57
12/30/2015	Long Beach State	H	W	103-81
12/28/2015	Elong	H	W	105-66
11/14/2015	Bryant	H	W	113-75
11/15/2014	Fairfield	H	W	109-59
11/14/2014	Presbyterian	H	W	113-44
11/8/2013	Davidson	H	W	111-77
12/30/2011	Western Michigan	H	W	110-70
12/29/2010	UNC Greensboro	A	W	108-62
11/19/2010	Colgate	H	W	110-58
12/31/2009	Pennsylvania	H	W	114-55
12/15/2009	Gardner-Webb	H	W	113-68
11/21/2009	Radford	H	W	104-67
11/17/2009	Charlotte	H	W	101-59
2/22/2009	Wake Forest	H	W	101-91
12/17/2008	Albany	H	W	111-70
11/9/2007	NC Central	H	W	121-56
12/31/2005	UNC Greensboro	N	W	102-69
12/18/2005	Valparaiso	H	W	104-77
2/20/2005	Wake Forest	H	W	102-92
1/30/2005	Virginia Tech	H	W	100-65
1/15/2003	Virginia	H	W	104-93
11/23/2002	Army	H	W	101-53
2/14/2002	NC State	H	W	108-71
1/19/2002	Wake Forest	H	W	103-80
1/10/2002	Georgia Tech	H	W	104-79
1/2/2002	Davidson	N	W	106-73
12/8/2001	Michigan	A	W	104-83
11/25/2001	Portland	H	W	104-62
2/11/2001	NC State	H	W	101-75
2/4/2001	Florida State	H	W	100-58
1/13/2001	Virginia	H	W	103-61
1/7/2001	Clemson	H	W	115-72
12/30/2000	NC A&T	H	W	108-73
12/9/2000	Michigan	H	W	104-61
12/5/2000	Davidson	H	W	102-60
2/16/2000	Florida State	H	W	101-68
2/5/2000	Virginia	H	W	106-86
1/5/2000	Virginia	A	W (ot)	109-100
12/21/1999	Davidson	H	W	109-65
12/19/1999	NC A&T	H	W	101-60
12/11/1999	Michigan	A	W	104-97
11/20/1999	Army	H	W	100-42
3/4/1999	Virginia	N	W	104-67
2/13/1999	Wake Forest	H	W	102-71
2/11/1999	Virginia	H	W	100-54
1/10/1999	Virginia	A	W	115-69
12/30/1998	UNC Greensboro	H	W	104-58
12/12/1998	Michigan	H	W	108-64
12/9/1998	Florida	H	W	116-86
11/26/1998	Notre Dame	N	W	111-82
11/21/1998	SC State	H	W	120-56
2/22/1998	UCLA	H	W	120-84
1/20/1998	NC A&T	H	W	101-66
1/3/1998	Maryland	A	W	104-72
12/21/1997	Mercer	H	W	126-64
12/6/1997	Virginia	H	W	103-59
11/24/1997	Chaminade	N	W	106-70
11/20/1997	Davidson	H	W	100-65
1/2/1997	SC State	H	W	104-54
12/30/1996	Western Carolina	H	W	104-54
12/22/1996	Army	H	W	100-38
12/2/1996	Lehigh	H	W	103-51
12/20/1995	Western Carolina	H	W	107-67
2/2/1995	North Carolina	H	L (2ot)	100-102
11/2/1995	SC State	H	W	107-61
12/6/1994	G. Washington	H	W	103-73
1/22/1994	Florida State	H	W	106-79
3/18/1993	Southern Illinois	N	W	105-70
1/26/1993	San Francisco	H	W	117-73
1/6/1993	Clemson	H	W	110-67
12/30/1992	Boston U.	H	W	106-72
12/7/1992	Northeastern	H	W	103-72

Date	Opponent	Loc	W/L	Score
12/1/1992	Canisius	H	W	110-62
3/28/1992	Kentucky	N	W (ot)	104-103
2/1/1992	Notre Dame	H	W	100-71
1/27/1992	Clemson	H	W	112-73
1/18/1992	Charlotte	H	W	104-82
1/15/1992	NC State	H	W	110-75
11/30/1991	Harvard	H	W	118-65
11/25/1991	East Carolina	H	W	103-75
3/14/1991	La.-Monroe	N	W	102-73
2/9/1991	Maryland	H	W	101-81
1/2/1991	Boston U.	H	W	109-55
12/19/1990	Harvard	A	W	103-61
12/1/1990	Charlotte	H	W	111-94
11/26/1990	East Carolina	H	W	125-82
11/16/1990	Boston College	H	W	100-76
3/9/1990	Maryland	N	W	104-84
2/12/1990	Stetson	A	W	102-67
2/10/1990	Maryland	A	W (ot)	114-111
1/22/1990	William & Mary	A	W	109-76
1/3/1990	The Citadel	H	W	108-69
12/28/1989	Drake	N	W	101-77
12/9/1989	Michigan	A	L (ot)	108-113
12/2/1989	Northwestern	A	W	103-77
11/29/1989	Canisius	H	W	102-66
11/25/1989	Harvard	H	W	130-54
2/18/1989	Kansas	H	W	102-77
2/5/1989	Notre Dame	A	W	102-80
1/11/1989	William & Mary	H	W	100-38
1/5/1989	Davidson	H	W	101-53
12/10/1988	Miami (Fla.)	A	W	117-102
2/1/1988	Clemson	H	W	101-63
1/23/1988	Wake Forest	A	W	103-70
1/6/1988	Miami (Fla.)	H	W	107-69
1/4/1988	William & Mary	H	W	101-70
12/21/1987	Harvard	H	W	121-62
12/9/1987	Davidson	A	W	105-71
11/28/1987	App. State	H	W	110-74
1/24/1987	Clemson	A	W (ot)	105-103
12/30/1986	Northwestern	H	W	106-55
12/3/1986	East Carolina	H	W	103-65
2/19/1986	Miami (Fla.)	H	W	104-82
1/26/1985	Clemson	A	W	100-83
2/26/1983	Georgia Tech	H	W	106-81
2/19/1983	Wake Forest	A	L	104-110
12/20/1980	Detroit	H	W	111-71
2/11/1978	Davidson	H	W	104-88
2/8/1978	Virginia	H	W	100-75
1/28/1978	East Carolina	H	W	105-82
1/11/1978	Clemson	A	W	107-85
1/9/1978	Lehigh	H	W	105-63
11/29/1977	Wash. College	H	W	110-66
1/5/1977	Davidson	A	W	102-51
1/24/1976	NC State	A	L	101-106
12/27/1975	W. Kentucky	N	W	111-90
11/29/1975	Johns Hopkins	H	W	103-72
2/22/1975	Georgia Tech	H	W	107-76
1/29/1975	Davidson	A	W	113-76
1/22/1975	Wake Forest	A	L	109-122
11/30/1974	Cornell	H	W	100-62
12/29/1973	Yale	H	W	105-80
12/30/1972	Harvard	H	W	102-76
12/12/1972	East Carolina	H	W	108-74
2/20/1971	Virginia	H	W	101-69
12/15/1970	Virginia Tech	H	W	104-75
2/17/1969	Virginia	H	W	100-81
2/12/1969	Wake Forest	H	W	122-93
2/14/1968	Wake Forest	H	W	105-65
1/9/1968	Clemson	H	W	101-79
12/30/1967	Wake Forest	N	W	103-76
12/13/1967	Virginia	H	W	103-61
2/28/1967	Wake Forest	A	W	113-71
2/1/1967	Virginia	A	W	100-77
3/3/1966	Wake Forest	N	W	103-73
1/15/1966	Wake Forest	H	W	101-81
12/21/1965	Michigan	N	W (ot)	100-93
12/14/1965	Furman	H	W	102-67
12/1/1965	Virginia Tech	N	W	112-79
3/5/1965	Wake Forest	N	W	101-81
2/20/1965	Notre Dame	N	W	101-88
2/11/1965	Virginia	H	W	136-72
2/6/1965	West Virginia	H	W	109-89

Date	Opponent	Loc	W/L	Score
1/16/1965	Wake Forest	H	W	105-77
1/12/1965	Clemson	H	W	106-81
1/5/1965	Penn State	H	W	121-88
12/19/1964	Virginia	A	W	104-91
12/12/1964	South Carolina	H	W	111-72
3/14/1964	Connecticut	N	W	101-54
2/29/1964	North Carolina	A	W	104-69
2/8/1964	NC State	A	W	104-72
2/1/1964	Navy	H	W	121-63
2/23/1963	North Carolina	H	W	106-93
1/26/1963	West Virginia	H	W	111-71
12/29/1962	Wake Forest	N	W	113-87
2/10/1962	Virginia	H	W	101-75
1/11/1962	Clemson	A	W	104-96
12/5/1961	Davidson	H	W	117-72
2/23/1961	Seton Hall	A	W	112-78
2/9/1961	Wake Forest	H	W	100-90
1/31/1961	South Carolina	A	W	107-94
12/12/1960	South Carolina	H	W	107-79
1/11/1956	Clemson	A	W	109-80
2/22/1955	Virginia	A	W	105-92
2/5/1955	West Virginia	H	W	115-75
1/15/1955	Virginia	H	W	109-89
12/14/1954	Davidson	A	W	107-75
12/3/1954	Clemson	H	W	115-54
2/13/1954	Virginia Tech	A	W	107-53
12/12/1953	William & Mary	H	W	109-44
12/5/1953	Tennessee	H	W	101-61
12/2/1953	Furman	H	W	110-76
2/12/1953	Wake Forest	A	W (ot)	101-99
12/15/1951	VMI	H	W	102-45

100-Point Games

RECORD VS. OPPONENT IN 100-POINT GAMES

	W	L
Albany	1	0
Appalachian State	1	0
Army	3	0
Boston College	1	0
Boston	2	0
Bryant	1	0
Canisius	2	0
Central Arkansas	1	0
Chaminade	1	0
Charlotte	3	0
Clemson	12	0
Colgate	1	0
Connecticut	1	0
Cornell	1	0
Davidson	12	0
Detroit	1	0
Drake	1	0
East Carolina	5	0
Elon	1	0
Evansville	1	0
Fairfield	1	0
Florida	1	0
Florida State	4	0
Furman	2	0
Gardner-Webb	1	0
George Washington	1	0
Georgia Tech	4	0
Harvard	5	0
Johns Hopkins	1	0
Kansas	1	0
Kentucky	2	0
Lehigh	2	0
Long Beach State	1	0
Louisiana Monroe	1	0
Maryland	4	0
Mercer	1	0
Miami (Fla.)	3	0
Michigan	5	1
Navy	1	0
NC State	4	1
North Carolina	2	1
North Carolina A&T	3	0
North Carolina Central	1	0
Northeastern	1	0
Northwestern	2	0
Notre Dame	4	0
Penn State	1	0
Pennsylvania	1	0
Portland	1	0
Presbyterian	1	0
Princeton	1	0
Radford	1	0
San Francisco	1	0
Seton Hall	1	0
South Carolina	3	0
South Carolina State	3	0
Southern Illinois	1	0
St. Francis (Pa.)	1	0
Stetson	2	0
Tennessee	1	0
The Citadel	1	0
UCLA	1	0
UNC Greensboro	3	0
Valparaiso	1	0
Virginia	18	0
Virginia Tech	4	0
VMI	1	0
Wake Forest	16	3
Washington College	1	0
West Virginia	3	0
Western Carolina	2	0
Western Kentucky	1	0
Western Michigan	1	0
William & Mary	4	0
Yale	1	0
<b>TOTAL</b>	<b>188-6 (.969)</b>	

DUKE 100-POINT GAME FACTS

Duke 100-Point Game Record	188-6
Home 100-Point Game Record	133-1
100-Point Game Record at Cameron Indoor Stadium	133-1
Away 100-Point Game Record	32-5
Neutral Site 100-Point Game Record	23-0
Overtime 100-Point Game Record	6-3
Most Consecutive Wins When Scoring 100	[12/20/1995 - 11/12/2019] 71
	[12/15/1951 - 11/30/74] 54
Most Consecutive Losses When Scoring 100	[Five times] 1
Most Consecutive 100-Point Games	3, three times
	vs. Michigan, NC A&T and Davidson in 1999-00
	vs. Army, Western Carolina and SC State in 1996-97
	and vs. Harvard, Canisius and Northwestern in 1989-90
Most Frequent 100-Point Game Opponent	[last in 2003] Virginia, 18 times
Most 100-Point Games in a Season	[1964-65] 9
Under Mike Krzyzewski	[home: 94-0; away: 17-3; neutral: 11-0] 122-3
When Opponent Scores 100 Points	5-33
When Both Teams Score 100 Points	5-6

OPPONENTS’ 100-POINT GAMES (CHRONOLOGICAL ORDER)

Date	Opponent	Loc	W/L	Score	Date	Opponent	Loc	W/L	Score
12/22/52	George Washington	A	L	87-113	2/2/80	Maryland	A	L	82-101
12/29/56	NC State	N	L	80-102	12/8/82	Virginia	H	L	91-104
12/12/58	West Virginia	A	L	63-101	1/22/83	North Carolina	A	L	82-103
2/14/61	Wake Forest	A	L	89-103	2/5/83	Virginia	A	L	84-105
12/10/67	UCLA	A	L	87-107	2/19/83	Wake Forest	A	L	104-110
3/18/68	St. Peter’s	N	L	71-100	2/21/83	Maryland	H	L	90-101
12/20/68	Wake Forest	N	L	78-106	3/5/83	North Carolina	H	L	81-105
12/8/73	Virginia	A	L	82-104	3/11/83	Virginia	N	L	66-109
2/2/74	Maryland	A	L	83-104	1/24/87	Clemson	A	W (ot)	105-103
2/20/74	NC State	A	L	87-113	12/10/88	Miami	O	W	117-102
12/20/1974	Louisiana State	N	L	95-105	12/9/89	Michigan	A	L (ot)	108-113
1/22/75	Wake Forest	A	L	109-122	2/10/90	Maryland	A	W (ot)	114-111
2/8/75	Maryland	H	L	80-104	4/2/90	UNLV	N	L	73-103
2/15/75	Clemson	A	L	66-100	2/24/91	Arizona	A	L (2ot)	96-103
1/2/76	NC State	N	L	95-104	3/28/92	Kentucky	N	W (ot)	104-103
1/14/76	Clemson	A	L (ot)	96-102	2/2/95	North Carolina	H	L (2ot)	100-102
1/24/76	NC State	A	L	101-106	2/26/95	UCLA	A	L	77-100
2/7/76	Maryland	A	L	91-102	1/5/00	Virginia	A	W (ot)	109-100
					2/11/09	North Carolina	H	L	87-101
					2/25/20	Wake Forest	A	L (2ot)	101-113

## Overtime Games

## DUKE'S OVERTIME GAMES (CHRONOLOGICAL ORDER)

Date	Opponent		Loc	W/L	Score
2/25/2020	Wake Forest	2OT	A	L	101-113
2/8/2020	North Carolina		A	W	98-96
11/26/2019	Stephen F. Austin		H	L	83-85
1/14/2019	Syracuse		H	L	91-95
3/25/2018	Kansas		N	L	81-85
11/24/2017	Texas		N	W	85-78
3/10/2016	Notre Dame		N	L	79-84
12/19/2015	Utah		N	L	75-77
2/25/2015	Virginia Tech		A	W	91-86
2/18/2015	North Carolina		H	W	92-90
2/1/2014	Syracuse		A	L	89-91
2/25/2012	Virginia Tech		H	W	70-65
2/3/2012	Miami		H	L	74-78
2/7/2009	Miami		H	W	78-75
12/20/2007	Pittsburgh		N	L	64-65
3/8/2007	NC State		N	L	80-85
2/1/2007	Virginia		A	L	66-68
1/6/2007	Virginia Tech		H	L	67-69
2/4/2006	Florida State		H	W	97-96
2/12/2005	Maryland		A	L	92-99
3/14/2004	Maryland		N	L	87-95
2/5/2004	North Carolina		A	W	83-81
2/13/2003	Wake Forest	2OT	A	L	80-94
12/18/2001	Kentucky		N	W	95-92
1/27/2001	Maryland		A	W	98-96
2/3/2000	North Carolina		A	W	90-86
1/19/2000	NC State		H	W	92-88
1/5/2000	Virginia		A	W	109-100
12/4/1999	DePaul		H	W	84-83
11/11/1999	Stanford		N	L	79-80
1/24/1999	St. John's		A	W	92-88
1/7/1997	Clemson		A	L	82-86
12/5/1996	Florida State		H	W	72-66
2/17/1996	NC State		H	W	79-76
2/7/1996	Georgia Tech		A	L	71-73
2/2/1995	North Carolina	2OT	H	L	100-102
1/14/1995	Virginia	2OT	H	L	88-91
1/24/1993	Florida State		A	L	88-89
1/4/1993	Oklahoma		H	W	88-84
3/28/1992	Kentucky		N	W	104-103
12/14/1991	Michigan		A	W	88-85
2/24/1991	Arizona	2OT	A	L	96-103
3/24/1990	Connecticut		N	W	79-78
2/10/1990	Maryland		A	W	114-111
1/24/1990	NC State		H	W	85-82
12/9/1989	Michigan		A	L	108-113
2/20/1988	Kansas		A	W	74-70
3/6/1987	NC State		N	L	64-71
2/15/1987	Notre Dame		A	L	66-70
1/31/1987	Wake Forest		A	W	62-60
1/24/1987	Clemson		A	W	105-103
1/30/1985	Wake Forest		A	W	76-70
1/17/1985	Wake Forest		H	L	89-91
1/14/1985	Maryland		A	L	76-78
3/9/1984	Georgia Tech		N	W	67-63
3/3/1984	North Carolina	2OT	A	L	83-96
2/23/1984	NC State		A	W	73-70
2/18/1984	Wake Forest		H	W	79-77
2/24/1982	Clemson	3OT	H	W	73-72
2/8/1982	UNC Wilmington		H	W	67-57
11/28/1981	Vanderbilt	2OT	H	L	75-76
2/28/1981	North Carolina		H	W	66-65
2/25/1981	Clemson		A	L	52-54
12/9/1980	Vanderbilt		A	W	72-69
2/20/1980	Clemson		H	W	87-82
1/9/1980	Clemson		A	L	82-87
12/29/1979	Cincinnati		H	W	87-75
12/21/1979	Boston College		N	W	70-64
11/17/1979	Kentucky		N	W	82-76
12/29/1978	Ohio State		N	L	84-90
12/10/1977	Southern Cal		A	L	81-87
2/5/1977	Maryland		H	L	64-65
1/17/1977	Virginia		A	W	82-74
1/12/1977	Clemson		H	L	73-80
12/14/1976	Connecticut		N	W	64-62
3/4/1976	Maryland		N	L	78-80
1/21/1976	Wake Forest		H	W	97-93
1/14/1976	Clemson		A	L	96-102
2/1/1975	Virginia		H	L	85-92
1/3/1975	North Carolina		N	W	99-96
3/2/1974	North Carolina		A	L	92-96

Date	Opponent	Loc	W/L	Score	
1/3/1973	Virginia	A	L	74-80	
2/23/1972	NC State	H	W	74-73	
12/7/1971	Pennsylvania	H	L	49-50	
3/27/1971	St. Bonaventure	N	L	88-92	
2/18/1970	Davidson	A	W	79-76	
1/7/1970	Wake Forest	H	W	78-72	
12/1/1969	Virginia Tech	2OT	N	W	66-63
2/19/1969	Davidson	A	L	80-88	
3/2/1968	North Carolina	3OT	H	W	87-86
1/14/1967	Maryland	A	W	72-69	
2/22/1966	Wake Forest	A	L	98-99	
12/21/1965	Michigan	N	W	100-93	
2/9/1965	NC State	H	W	78-67	
12/30/1964	Ohio State	2OT	A	W	94-89
12/10/1964	Navy	N	W	93-87	
1/25/1964	Tennessee	N	W	67-65	
12/11/1963	Vanderbilt	A	L	92-97	
2/25/1961	North Carolina	A	L	66-69	
1/11/1961	Virginia	A	W	92-90	
12/3/1960	Louisiana State	H	W	80-74	
3/7/1958	Maryland	N	L	65-71	
2/25/1958	Virginia	3OT	A	L	68-70
1/11/1958	NC State	2OT	H	W	76-75
12/28/1957	Wake Forest	N	W	79-75	
12/21/1957	Pittsburgh	2OT	A	L	84-87
2/2/1957	Navy	A	L	69-71	
3/4/1955	Virginia	N	W	90-77	

Date	Opponent	Loc	W/L	Score	
2/19/1953	William & Mary	A	L	82-85	
2/12/1953	Wake Forest	A	W	101-99	
2/9/1952	Navy	A	W	70-68	
1/5/1952	NC State	H	L	70-72	
1/6/1951	NC State	H	L	71-77	
2/11/1950	George Washington	2OT	A	L	55-62
12/17/1949	Washington & Lee	A	W	81-67	
1/9/1947	NYU	2OT	A	L	61-64
2/28/1946	NC State	N	W	44-38	
1/9/1946	North Carolina	A	W	51-46	
1/1/1944	Long Island	A	L	57-59	
2/27/1942	North Carolina	H	W	41-40	
2/13/1941	Wake Forest	H	W	42-41	
2/12/1940	Clemson	H	W	39-37	
3/20/1937	NC State	H	W	36-33	
3/17/1937	VMI	A	L	31-32	
2/6/1936	North Carolina	A	W	36-34	
3/6/1935	Navy	A	L	38-44	
2/20/1932	Maryland	H	L	18-20	
2/8/1932	Tennessee	A	L	31-32	
1/9/1932	William & Mary	H	W	28-20	
2/20/1922	Florida	A	L	26-33	
1/13/1920	Elon	A	W	18-16	
1914	NC State	H	W	33-25	

Game decided in single overtime, except where noted

## DUKE OVERTIME FACTS

Duke Overtime Record	71-61 (.538)
Home Overtime Record	28-15
Overtime Record at Cameron Indoor Stadium	25-14
Away Overtime Record	27-32
Neutral Site Overtime Record	16-14
Longest Win Streak	[12/4/1999 - 12/18/2001] 6
Longest Losing Streak	[1/24/1993 - 2/7/1996]; [1/6/2007 - 12/20/07] 4
Single Overtime Games	[65-49] 114
Double Overtime Games	[4-11] 15
Triple Overtime Games	[2-1] 3
Most Frequent Overtime Opponent	[last in 2007] NC State, 14 times
Most Overtime Games in a Season	[1957-58, 1979-80 & 1999-2000] 5
Most Overtime Periods in a Season	[1957-58] 9
Under Mike Krzyzewski	[home: 14-6; away: 15-14; neutral: 5-8] 34-28



Christian Laettner's game-winner at the buzzer versus Kentucky propelled Duke to the Final Four in 1992. It became known in college basketball circles as "The Shot."



## Opponent Records

### TEAM, GAME

#### MOST POINTS

By	Wake Forest (a), 1/22/1975	122
	George Washington (a), 12/22/1952	113
	NC State (a), 2/20/1974	113
	Michigan (a), 12/9/1989	113
	Wake Forest (a), 2/25/2020	113
	Maryland (a), 2/10/1990	111

#### MOST FIELD GOALS MADE

By	Wake Forest (a), 1/22/1975	49
----	----------------------------	----

#### FEWEST FIELD GOALS MADE

By	NC State (n), 3/8/1968	4
----	------------------------	---

#### MOST FIELD GOAL ATTEMPTS

By	NC State (a), 2/20/1974	100
	Vanderbilt (h), 12/11/1962	100

#### FEWEST FIELD GOAL ATTEMPTS

By	NC State (n), 3/8/1968	13
----	------------------------	----

#### HIGHEST FIELD GOAL PCT.

By	Georgetown (a), 1/30/2010	[33-46] .717
----	---------------------------	--------------

#### LOWEST FIELD GOAL PCT.

By	Ft. Bragg (h), 1/2/1945	.126
----	-------------------------	------

#### MOST 3-POINT FIELD GOALS MADE

By	Wake Forest (n), 3/10/1995	16
----	----------------------------	----

#### MOST 3-POINT FIELD GOAL ATTEMPTS

By	Kansas (n), 3/25/2018	36
----	-----------------------	----

#### MOST FREE THROWS MADE

By	Wake Forest (n), 12/20/1968	42
----	-----------------------------	----

#### FEWEST FREE THROWS MADE

By	Georgia Southern (h), 12/15/2015	0
	Georgia Tech (h), 1/7/2014	0
	Georgia Tech (h), 2/3/1982	0
	Maryland (h), 2/18/1978	0

#### MOST FREE THROW ATTEMPTS

By	Virginia (a), 2/22/1955	55
----	-------------------------	----

#### FEWEST FREE THROW ATTEMPTS

By	NC State (n), 12/1/1978	1
	Maryland (h), 2/18/1978	1

#### MOST FREE THROWS MADE, NO MISSES

By	NC State (a), 2/25/1970	[17-17] 1.000
----	-------------------------	---------------

#### LOWEST FREE THROW PCT.

By	Georgia Southern (h), 12/15/2015	[0-4] .000
	Georgia Tech (h), 1/7/2014	[0-6] .000
	Georgia Tech (h), 2/3/1982	[0-7] .000
	Maryland (h), 2/18/1978	[0-1] .000

#### MOST REBOUNDS

By	Wake Forest (n), 12/20/1968	68
----	-----------------------------	----

#### MOST ASSISTS

By	Clemson (a), 2/26/1986	36
----	------------------------	----

#### MOST PERSONAL FOULS

By	North Carolina (a), 2/6/1953	39
----	------------------------------	----

#### FEWEST PERSONAL FOULS

By	Washington & Lee (a), 2/16/1939	4
	Oklahoma State (a), 12/19/1939	4

#### MOST DISQUALIFICATIONS

By	5X; last by Maryland (a), 2/10/1990	5
----	-------------------------------------	---

## INDIVIDUAL RECORDS, GAME

### POINTS

Rk	Name, Opponent, Date	Pts
1.	Ernie Beck, Pennsylvania (n), 12/30/1952	47
2.	Don Hennon, Pittsburgh (a), 12/21/1957	45
	Kenny Carr, NC State (n), 1/2/1976	45
4.	Dickie Hemric, Wake Forest (h), 2/12/1953	44
	Kenny Higgs, LSU (n), 12/20/1974	44
	Kenny Carr, NC State (a), 1/24/1976	44
7.	Grady Wallace, South Carolina (h), 2/23/1957	43
8.	Buzzy Wilkinson, Virginia (n), 3/4/1954	42
9.	Grady Wallace, South Carolina (n), 3/7/1957	41
	Jack Givens, Kentucky (n), 3/27/1978	41
	Len Bias, Maryland (h), 1/25/1986	41
12.	Tx; last Bootsyt Thornton, St. John's (a), 1/24/1999	40

### MOST FIELD GOALS MADE

1.	Don Hennon, Pittsburgh (a), 12/21/1957	20
2.	Ernie Beck, Penn (n), 12/30/1952	18
	Lew Alcindor, UCLA (a), 12/10/1966	18
	Kenny Carr, NC State (n), 1/2/1976	18
	Jack Givens, Kentucky (n), 3/27/1978	18
	Ralph Sampson, Virginia (n), 12/8/1982	18

### MOST FIELD GOAL ATTEMPTS

1.	Buzzy Wilkinson, Virginia (n), 3/4/1954	44
2.	Don Hennon, Pittsburgh (a), 12/21/1957	42
3.	Grady Wallace, South Carolina (n), 3/7/1957	40
4.	Rod Hundley, West Virginia (n), 12/27/1956	32
	Grady Wallace, South Carolina (h), 2/23/1957	32
	Al Thornton, Florida State (h), 2/4/2006	32

### HIGHEST FIELD GOAL PCT.

1.	Larry Miller, North Carolina (n), 3/11/1967	[13-14] .929
2.	Ben Coleman, Maryland (a), 2/11/1984	[11-12] .917
3.	Devin Gray, Clemson (h), 1/27/1992	[10-11] .909
	Rasheed Wallace, North Carolina (h), 2/2/1995	[10-11] .909
5.	Cazzie Russell, Michigan (a), 12/21/1963	[9-10] .900
	Lee Raker, Virginia (a), 1/31/1981	[9-10] .900
	Reggie Johnson, Miami (h), 1/2/2011	[9-10] .900
	Jerome Hill, Gardner-Webb (h), 12/16/2013	[9-10] .900

Minimum 10 field goal attempts

### MOST 3-POINT FIELD GOALS MADE

1.	Randolph Childress, Wake Forest (n), 3/10/1995	8
	Jimmy Baron, Rhode Island (h), 11/16/2008	8
3.	Mark Mocnik, Campbell (n), 3/19/1992	7
	Tyrone Perry, Delaware (h), 12/19/1995	7
	Bootsyt Thornton, St. John's (a), 1/24/1999	7

### MOST 3-POINT FIELD GOAL ATTEMPTS

1.	Mark Karcher, Temple (n), 3/21/1999	15
2.	Dennis Scott, Georgia Tech (n), 3/10/1990	13
	Mark Mocnik, Campbell (n), 3/19/1992	13
	Curtis Staples, Virginia (n), 3/5/1998	13
	Bryce Brown, Auburn (n), 11/20/2018	13
6.	12x; last Malik Newman, Kansas (n), 3/25/2018	12

### 3-POINT FIELD GOAL PCT.

1.	Tim Mullen, Virginia (a), 2/5/1983	[5-5] 1.000
	Joel Berry II, North Carolina (a), 3/4/2017	[5-5] 1.000
	Jerome Robinson, Boston College (a), 12/9/2017	[5-5] 1.000
4.	Tyrone Perry, Delaware (h), 12/19/1995	[7-8] .875
5.	Marc Campbell, Clemson (h), 1/29/1983	[5-6] .833
	Exree Hipp, Maryland (h), 1/28/1995	[5-6] .833
	Lakista McCuller, NC State (a), 2/18/1995	[5-6] .833
	Devin Smith, Virginia (a), 1/11/2004	[5-6] .833

Minimum five three-point field goal attempts

### MOST FREE THROWS MADE

1.	Bob Zeitz, NC State (n), 12/29/1956	22
2.	■ Grady Wallace, South Carolina (h), 2/23/1957	21
	York Larese, North Carolina (n), 12/29/1959	21
4.	Dickie Hemric, Wake Forest (h), 2/19/1955	20
5.	Buzzy Wilkinson, Virginia (a), 2/22/1955	18

### MOST FREE THROWS ATTEMPTED

1.	■ Dickie Hemric, Wake Forest (h), 2/19/1955	26
2.	Buzzy Wilkinson, Virginia (a), 2/22/1955	25
3.	Grady Wallace, South Carolina (h), 2/23/1957	23
4.	Dickie Hemric, Wake Forest t (a), 1/12/1954	22
5.	Buzzy Wilkinson, Virginia (n), 3/4/1954	22

### MOST FREE THROWS MADE, NO MISSES

1.	York Larese, North Carolina (n), 12/29/1959	21
2.	John Roche, South Carolina (a), 2/14/1970	15
	Carlos Yates, George Mason (h), 1/3/1983	15
	Bryant Crawford, Wake Forest (a), 1/28/2017	15
5.	Kenny Higgs, LSU (n), 12/20/1974	14
	Mark Price, Georgia Tech (n), 3/9/1985	14
7.	Len Bias, Maryland (h), 1/25/1986	13
8.	Jeff Jones, Virginia (h), 1/30/1982	12
	Todd Fuller, NC State (a), 1/18/1996	12
	Jason Capel, North Carolina (h), 3/3/2002	12

### REBOUNDS

1.	Clyde Lee, Vanderbilt (a), 12/11/1963	26
2.	Sean May, North Carolina (a), 3/6/2005	24
3.	Len Chappell, Wake Forest (a), 2/3/1960	23
4.	Len Chappell, Wake Forest (a), 2/15/1962	22
	Lew Alcindor, UCLA (a), 12/10/1966	22
	Zach Auguste, Notre Dame (n), 3/10/2016	22

### ASSISTS

1.	Jerry Kroll, Davidson (a), 2/19/1969	19
	Anthony Jenkins, Clemson (a), 2/26/1986	19
	Craig Neal, Georgia Tech (a), 2/28/1988	19
4.	4x; last Jason Kidd, California (n), 3/20/1993	14

### BLOCKS

1.	Tree Rollins, Clemson (a), 2/3/1977	10
2.	Robert Siler, Wake Forest (h), 1/14/1991	9
3.	Scott VanSchaardenburg, The Citadel (a), 1/16/1991	8
	Acie Earl, Iowa (n), 3/21/1992	8
5.	7x; last Hassan Martin, Rhode Island (n), 11/20/2016	7

### STEALS

1.	Kenny Anderson, Georgia Tech (a), 1/30/1991	8
2.	Kenny Carr, NC State (h), 2/18/1976	7
	Clyde Austin, NC State (n), 11/27/1976	7
	Dudley Bradley vs. North Carolina (n), 3/3/1979	7
	Spud Webb, NC State (n), 2/20/1985	7
	Chris Corchiani, NC State (a), 1/26/1989	7
	K.C. Rivers, Clemson (v), 2/4/2009	7

### MINUTES PLAYED

1.	Larry Miller, North Carolina (h), 3/2/1968	55
2.	Vince Hamilton, Clemson (h), 2/24/1982	53
3.	Mike Eppley, Clemson (h), 2/24/1982	52
	Charles Green, East Carolina (h), 11/27/1982	52
5.	Fred Gilliam, Clemson (h), 2/24/1982	51

■ - Cameron Indoor Stadium record

## INDIVIDUAL RECORDS, CAREER

### MOST POINTS

1.	Dickie Hemric, Wake Forest, 1954-57	[9 Games] 270
2.	Len Chappell, Wake Forest, 1960-63	[10 games] 255
3.	Lennie Rosenbluth, North Carolina, 1954-56	[9 games] 251
	Phil Ford, North Carolina, 1975-78	[11 games] 251
5.	Bob Leonard, Wake Forest, 1964-66	[10 games] 240
6.	Len Bias, Maryland, 1983-86	[10 Games] 237
7.	Rod Griffin, Wake Forest, 1975-78	[13 Games] 228
8.	Al Wood, North Carolina, 1978-81	[14 Games] 222
9.	Kenny Carr, NC State, 1975-78	[8 Games] 217
10.	Skip Brown, Wake Forest, 1974-77	[10 Games] 194

Non-Conference: Cazzie Russell, Michigan, 1964-66 (4 Games) - 104; John Gerdy, Davidson, 1979-82 (4 Games) - 103

## Yearly Statistics

1950-51 RECORD: 20-13; HOME: 7-3; AWAY: 8-8; NEUTRAL: 5-2

Player	G	MP	FG-FGA	Pct	FT-FTA	Pct	Reb-Avg	PF-DQ	Ast	TO	BS	St	Pts-Avg
Groat	33	-	285-713	.400	261-331	.789	-	128-10	-	-	-	-	831-25.2
Crowder	33	-	110-304	.362	53-70	.757	-	104-6	-	-	-	-	273-8.3
York	33	-	104-328	.317	51-83	.614	-	66-2	-	-	-	-	259-7.8
Fleming	33	-	87-295	.295	60-99	.606	-	94-5	-	-	-	-	234-7.1
Deimling	32	-	81-205	.395	60-77	.779	-	80-4	-	-	-	-	222-6.9
Allen	28	-	57-177	.322	52-86	.605	-	59-2	-	-	-	-	166-5.9
Kulpan	29	-	45-130	.346	32-49	.653	-	97-9	-	-	-	-	122-4.2
Johnson	29	-	39-118	.331	15-23	.652	-	52-2	-	-	-	-	93-3.2
Latimer	27	-	32-146	.219	12-26	.461	-	41-3	-	-	-	-	76-2.8
Boyce	8	-	3-9	.333	1-5	.200	-	12-2	-	-	-	-	7-0.9
Strauss	3	-	1-6	.167	0-2	.000	-	4-0	-	-	-	-	2-0.7
Downing	7	-	1-8	.125	1-1	1.000	-	4-0	-	-	-	-	3-0.4
Caudle	1	-	0-0	.000	0-0	.000	-	0-0	-	-	-	-	0-0.0
Lasseter	1	-	0-1	.000	0-0	.000	-	0-0	-	-	-	-	0-0.0
Others	16	-	22-74	.297	28-36	.778	-	42-3	-	-	-	-	69-4.3
Duke	33	-	866-2514	.344	623-888	.702	-	783-48	-	-	-	-	2366-71.7
Opp.	33	-	889-2454	.362	541-849	.637	-	751-41	-	-	-	-	2318-70.2

1951-52 RECORD: 24-6; HOME: 11-1; AWAY: 9-1; NEUTRAL: 4-4

Player	G	MP	FG-FGA	Pct	FT-FTA	Pct	Reb-Avg	PF-DQ	Ast	TO	BS	St	Pts-Avg
Groat	30	-	288-700	.411	204-281	.726	229-7.6	107-10	229	-	-	-	780-26.0
Janicki	30	-	185-487	.380	77-126	.611	476-15.9	87-6	42	-	-	-	447-14.9
D'Emilio	30	-	135-382	.353	65-102	.637	121-4.0	89-6	100	-	-	-	335-11.2
Crowder	30	-	77-188	.410	29-57	.509	220-7.3	104-8	28	-	-	-	183-6.1
Fleming	30	-	51-163	.313	49-93	.527	291-9.7	91-3	65	-	-	-	151-5.0
Lacy	21	-	35-83	.422	20-25	.800	80-3.8	42-1	9	-	-	-	90-4.2
Glasgow	20	-	29-71	.394	17-29	.595	88-4.4	42-1	11	-	-	-	75-3.8
Johnson	29	-	42-120	.350	19-31	.612	381-3	60-0	58	-	-	-	103-3.4
Deimling	28	-	20-66	.303	34-52	.654	123-4.4	61-5	20	-	-	-	74-2.6
Decker	11	-	6-23	.261	10-17	.588	42-3.8	21-2	3	-	-	-	22-2.0
Latimer	28	-	16-47	.341	11-23	.479	39-1.4	29-0	13	-	-	-	43-1.6
Shabel	15	-	5-11	.455	7-10	.700	11-0.7	18-0	10	-	-	-	17-1.1
Duke	30	-	889-2341	.380	542-846	.641	1758-58.6	751-42	588	-	-	-	2320-77.3
Opp.	30	-	757-2282	.331	478-782	.599	-	707-47	-	-	-	-	2019-67.3

1952-53 RECORD: 18-8; HOME: 9-2; AWAY: 8-3; NEUTRAL: 1-3

Player	G	MP	FG-FGA	Pct	FT-FTA	Pct	Reb-Avg	PF-DQ	Ast	TO	BS	St	Pts-Avg
Janicki	26	-	155-411	.377	126-181	.696	272-10.5	86-6	-	-	-	-	436-16.8
Riegel	26	-	147-361	.404	131-213	.615	189-7.3	93-10	-	-	-	-	425-16.3
D'Emilio	23	-	120-363	.331	96-138	.696	105-4.6	64-3	-	-	-	-	336-14.6
Lacy	23	-	74-142	.528	52-73	.712	95-4.1	59-5	-	-	-	-	200-8.7
Decker	24	-	62-127	.504	56-74	.757	198-8.3	54-2	-	-	-	-	180-7.5
Belmont	22	-	42-120	.350	39-62	.629	54-2.4	40-3	-	-	-	-	123-5.6
Mayer	25	-	40-101	.396	58-83	.699	121-4.8	65-3	-	-	-	-	138-5.5
Shabel	25	-	42-102	.414	36-47	.766	47-1.9	66-4	-	-	-	-	120-4.8
Lamley	19	-	27-79	.342	25-36	.694	78-4.1	25-0	-	-	-	-	79-4.2
Driesell	22	-	24-67	.358	17-39	.436	59-2.7	47-1	-	-	-	-	65-3.0
Cashman	16	-	14-51	.275	16-24	.667	45-2.8	28-1	-	-	-	-	44-2.8
Turner	10	-	12-28	.429	0-1	.000	6-0.6	8-0	-	-	-	-	24-2.4
Peters	9	-	3-6	.500	4-6	.667	2-0.2	9-0	-	-	-	-	10-1.1
Duke	26	-	762-1958	.389	656-977	.672	1271-48.8	644-38	-	-	-	-	2180-83.8
Opp.	26	-	-	-	-	-	-	-	-	-	-	-	2039-78.4

1953-54 RECORD: 22-6; HOME: 10-1; AWAY: 8-2; NEUTRAL: 4-3

Player	G	MP	FG-FGA	Pct	FT-FTA	Pct	Reb-Avg	PF-DQ	Ast	TO	BS	St	Pts-Avg
Janicki	27	-	140-385	.365	84-122	.689	175-6.5	82-3	-	-	-	-	364-13.5
D'Emilio	27	-	138-380	.363	81-123	.659	104-3.9	74-4	-	-	-	-	357-13.2
Mayer	27	-	114-280	.407	121-153	.791	265-9.8	88-5	-	-	-	-	349-12.9
Belmont	27	-	129-322	.401	77-107	.720	106-3.9	70-2	-	-	-	-	335-12.4
Lacy	26	-	49-112	.433	60-96	.625	89-3.4	35-0	-	-	-	-	158-6.1
Doherty	27	-	58-142	.408	37-52	.712	134-5.0	91-4	-	-	-	-	153-5.6
Driesell	23	-	41-90	.456	34-63	.540	48-2.1	29-1	-	-	-	-	116-5.1
Morgan	25	-	46-109	.422	36-59	.610	132-5.3	71-3	-	-	-	-	128-5.1
Decker	25	-	44-94	.468	22-30	.730	110-4.4	50-1	-	-	-	-	110-4.4
Shabel	21	-	32-68	.471	13-21	.619	18-0.9	31-0	-	-	-	-	77-3.7
Tobin	23	-	26-72	.361	25-52	.481	54-2.3	54-0	-	-	-	-	77-3.4
Turner	20	-	12-31	.387	2-5	.400	17-0.8	12-0	-	-	-	-	26-1.3
Duke	27	-	829-2085	.398	592-883	.671	1252-46.4	687-53	-	-	-	-	2250-83.2
Opp.	27	-	-	-	-	-	-	-	-	-	-	-	1877-69.5

1954-55 RECORD: 20-8; HOME: 9-1; AWAY: 8-3; NEUTRAL: 3-4

Player	G	MP	FG-FGA	Pct	FT-FTA	Pct	Reb-Avg	PF-DQ	Ast	TO	BS	St	Pts-Avg
Mayer	28	-	127-509	.426	173-229	.755	348-12.4	101-9	-	-	-	-	607-21.7
Belmont	28	-	160-436	.370	120-168	.710	137-4.9	73-1	-	-	-	-	440-15.7
Morgan	28	-	107-248	.440	78-134	.580	255-9.1	113-13	-	-	-	-	292-10.4
Tobin	13	-	41-121	.340	21-30	.700	67-5.2	39-3	-	-	-	-	103-7.9
Turner	28	-	93-278	.333	22-33	.667	29-2.8	17-1	-	-	-	-	208-7.4
Kalibus	24	-	69-162	.430	37-65	.570	72-3.0	43-1	-	-	-	-	175-7.3
Lakata	28	-	72-181	.400	51-80	.640	166-5.9	61-4	-	-	-	-	195-6.9
Lamley	28	-	64-196	.333	39-54	.720	134-4.8	51-2	-	-	-	-	167-5.9
Doherty	25	-	55-118	.460	26-44	.590	111-4.6	54-0	-	-	-	-	136-5.4
Rosenthal	16	-	15-42	.360	6-13	.461	20-1.3	4-0	-	-	-	-	36-2.3
Thuemmel	18	-	6-25	.240	1-9	.111	5-0.3	20-1	-	-	-	-	13-0.7
Blackburn	11	-	4-10	.400	3-10	.300	1-0.1	1-0	-	-	-	-	11-0.1
Others	6	-	0-9	.000	3-4	.750	4-0.8	5-0	-	-	-	-	3-0.5
Duke	28	-	903-2335	.390	580-873	.664	1349-48.2	582-35	-	-	-	-	2386-85.2
Opp.	28	-	651-1824	.360	735-1049	.700	1217-43.4	457-21	-	-	-	-	2037-72.7

1955-56 RECORD: 19-7; HOME: 9-1; AWAY: 7-4; NEUTRAL: 3-2

Player	G	MP	FG-FGA	Pct	FT-FTA	Pct	Reb-Avg	PF-DQ	Ast	TO	BS	St	Pts-Avg
Mayer	25	-	195-452	.431	163-208	.784	220-8.8	93-4	-	-	-	-	553-22.1
Belmont	26	-	140-381	.367	160-210	.761	123-4.7	76-3	-	-	-	-	440-17.0
Morgan	26	-	96-254	.377	101-137	.737	256-9.8	76-5	-	-	-	-	293-11.2
Kalibus	14	-	43-98	.430	30-59	.650	44-3.0	25-1	-	-	-	-	116-8.2
Harris	26	-	88-223	.367	39-59	.661	73-2.8	64-2	-	-	-	-	203-7.8
Lakata	25	-	73-178	.410	48-73	.657	179-7.1	59-3	-	-	-	-	203-7.8
Newcome	26	-	58-155	.374	22-37	.594	90-3.4	46-1	-	-	-	-	138-5.3
Allen	13	-	13-37	.351	15-26	.577	21-1.6	10-0	-	-	-	-	41-3.1
Schmidt	18	-	13-39	.333	18-37	.486	24-1.3	22-0	-	-	-	-	44-2.4
Rosenthal	7	-	5-8	.620	3-5	.600	3-0.4	1-0	-	-	-	-	13-1.9
Buhowsky	15	-	10-39	.254	7-14	.500	33-2.2	28-1	-	-	-	-	27-1.8
Cashman	14	-	12-44	.272	1-3	.333	15-1.1	9-0	-	-	-	-	25-1.7
Clement	4	-	3-9	.333	0-0	.000	11-2.9	5-0	-	-	-	-	6-1.5
Bryson	7	-	1-5	.200	0-0	.000	2-0.5	5-0	-	-	-	-	2-0.5
Duke	26	-	744-1922	.387	607-868	.699	1094-41.1	519-20	-	-	-	-	2095-80.6
Opp.	26	-	581-1617	.350	633-907	.697	1096-42.1	490-14	-	-	-	-	1815-69.8

1956-57 RECORD: 13-11; HOME: 8-1; AWAY: 2-6; NEUTRAL: 3-4

Player	G	MP	FG-FGA	Pct	FT-FTA	Pct	Reb-Avg	PF-DQ	Ast	TO	BS	St	Pts-Avg
Newcome	24	-	148-360	.411	61-103	.592	273-11.4	59-2	-	-	-	-	357-14.9
Allen	22	-	77-195	.395	139-188	.739	62-2.8	43-2	-	-	-	-	293-13.3
Harris	24	-	108-298	.362	59-75	.787	84-3.5	69-1	-	-	-	-	275-11.5
Vernon	24	-	92-233	.395	49-67	.731	71-2.9	24-0	-	-	-	-	233-9.7
Clement	24	-	82-198	.414	68-100	.680	169-7.0	75-4	-	-	-	-	232-9.7
Schmidt	24	-	78-191	.408	61-94	.649	188-7.8	78-6	-	-	-	-	217-9.0
Robertson	24	-	64-161	.398	33-64	.516	131-5.5	60-5	-	-	-	-	161-6.7
Miller	23	-	37-95	.389	22-33	.667	46-2.0	28-0	-	-	-	-	96-4.2
Barrett	6	-	3-9	.333	6-7	.857	15-2.5	8-0	-	-	-	-	12-2.0
Watson	10	-	5-17	.294	3-5	.600	4-0.4	5-0	-	-	-	-	13-1.3
Bryson	6	-	1-15	.067	0-0	.000	6-1.0	7-0	-	-	-	-	2-0.3
Marco	2	-	0-3	.000	0-2	.000	1-0.5	3-0	-	-	-	-	0-0.0
Duke	24	-	695-1775	.392	501-738	.679	1050-43.8	459-20	-	-	-	-	1881-78.4
Opp.	24	-	651-1723	.378	536-773	.693	1081-45.0	438-18	-	-	-	-	1848-77.0

## MEDIA GUIDE

1960-61														
RECORD: 22-6; HOME: 8-0; AWAY: 6-4; NEUTRAL: 8-2														
Player	G	MP	FG-FGA	Pct	FT-FTA	Pct	Reb-Avg	PF-DO	Ast	TO	BS	St	Pts-Avg	
Heyman	25	-	229-448	.469	171-263	.650	272-10.9	66	-	-	-	-	629-25.2	
Youngkin	28	-	146-253	.577	88-152	.578	274-9.8	79	-	-	-	-	380-13.6	
Hurt	28	-	140-336	.417	63-97	.649	140-5.0	64	-	-	-	-	343-12.3	
Kistler	28	-	143-291	.491	53-88	.602	269-9.6	73	-	-	-	-	339-12.1	
Frye	28	-	103-238	.433	73-105	.695	68-2.4	60	-	-	-	-	279-10.0	
Schmidt	14	-	25-61	.410	16-19	.842	19-1.9	15	-	-	-	-	66-4.7	
Mewhort	26	-	39-81	.481	30-43	.698	69-2.7	35	-	-	-	-	108-4.2	
Beal	10	-	5-18	.278	12-15	.800	10-1.0	2	-	-	-	-	22-2.2	
Cantwell	14	-	10-24	.417	3-7	.429	4-0.3	12	-	-	-	-	23-1.6	
Albright	11	-	6-11	.545	5-7	.714	13-1.2	5	-	-	-	-	17-1.5	
Raksnis	2	-	1-1	1.000	1-1	1.000	1-0.5	2	-	-	-	-	3-1.5	
Others	-	-	33-59	.559	6-14	.429	60-3.8	26	-	-	-	-	72-4.5	
TEAM	-	-	-	-	-	-	182-6.5	-	-	-	-	-	-	-
Duke	28	-	880-1821	.483	521-811	.642	1381-49.7	438	-	-	-	-	2281-81.5	
Opp.	28	-	787-1791	.439	420-615	.699	1191-42.5	-	-	-	-	-	1994-71.2	

1961-62														
RECORD: 20-5; HOME: 11-1; AWAY: 6-2; NEUTRAL: 3-2														
Player	G	MP	FG-FGA	Pct	FT-FTA	Pct	Reb-Avg	PF-DO	Ast	TO	BS	St	Pts-Avg	
Heyman	24	-	219-506	.433	170-276	.616	269-11.2	66-2	-	-	-	-	608-25.3	
Mullins	25	-	214-416	.514	98-138	.710	259-10.4	68-1	-	-	-	-	526-21.0	
Harrison	25	-	99-194	.510	42-56	.750	85-3.4	46-0	-	-	-	-	240-9.6	
Mewhort	25	-	63-129	.488	43-58	.741	106-4.2	43-1	-	-	-	-	169-6.8	
Buckley	24	-	62-129	.481	37-80	.463	138-5.8	55-0	-	-	-	-	163-6.8	
Schmidt	21	-	47-112	.420	13-16	.813	34-1.6	20-0	-	-	-	-	107-5.1	
Ulrich	21	-	34-86	.395	10-18	.556	31-1.5	35-0	-	-	-	-	78-3.7	
Mullen	12	-	28-57	.491	9-20	.450	58-4.8	17-0	-	-	-	-	65-5.4	
Jamieson	18	-	14-26	.539	11-21	.524	42-2.3	32-1	-	-	-	-	39-2.2	
Kast	15	-	13-35	.371	6-7	.857	29-1.9	13-0	-	-	-	-	32-2.1	
Gebbie	3	-	1-2	.500	1-2	.500	0-0.0	12-0	-	-	-	-	3-1.0	
Salisbury	2	-	1-2	.500	0-1	.000	0-0.0	0-0	-	-	-	-	2-1.0	
Cox	17	-	7-19	.368	2-5	.400	10-0.6	3-0	-	-	-	-	16-0.9	
Hamilton	3	-	1-3	.333	0-0	.000	0-0.0	1-0	-	-	-	-	2-0.7	
Williamson	7	-	0-5	.000	1-2	.500	5-0.7	0-0	-	-	-	-	1-0.1	
TEAM	-	-	-	-	-	-	197-7.9	-	-	-	-	-	-	-
Duke	25	-	802-1718	.466	443-700	.633	1263-50.5	411-5	-	-	-	-	2049-82.0	
Opp.	25	-	686-1607	.427	326-500	.652	990-39.6	-	-	-	-	-	1698-67.9	

1962-63														
RECORD: 27-3; HOME: 11-0; AWAY: 9-2; NEUTRAL: 7-1														
Player	G	MP	FG-FGA	Pct	FT-FTA	Pct	Reb-Avg	PF-DO	Ast	TO	BS	St	Pts-Avg	
Heyman	30	-	265-586	.452	217-314	.691	324-10.8	82-4	-	-	-	-	747-24.9	
Mullins	30	-	256-466	.549	96-131	.733	241-8.0	57-0	-	-	-	-	608-20.3	
Buckley	30	-	130-217	.600	76-145	.524	298-9.9	93-3	-	-	-	-	336-11.2	
Schmidt	29	-	104-198	.525	32-38	.842	53-1.8	36-0	-	-	-	-	240-8.3	
Harrison	27	-	73-148	.493	21-33	.636	103-3.8	43-0	-	-	-	-	167-6.3	
Tison	30	-	61-112	.545	25-41	.610	133-4.4	56-1	-	-	-	-	147-4.9	
Ferguson	30	-	42-78	.538	13-15	.867	36-1.4	27-0	-	-	-	-	97-3.9	
Herbster	25	-	30-66	.455	24-31	.774	33-1.1	38-0	-	-	-	-	84-2.8	
Kitching	16	-	10-22	.455	14-18	.778	8-0.5	9-0	-	-	-	-	34-2.1	
R. Cox	13	-	4-8	.500	4-8	.500	8-0.6	7-0	-	-	-	-	12-0.9	
Jamieson	12	-	5-6	.833	1-3	.333	11-0.9	16-0	-	-	-	-	11-0.9	
Williamson	11	-	3-8	.375	4-4	1.000	10-0.9	3-0	-	-	-	-	10-0.9	
F. Cox	2	-	0-0	.000	1-2	.500	1-0.5	0-0	-	-	-	-	1-0.5	
Mann	12	-	1-11	.091	0-1	.000	10-0.8	10-0	-	-	-	-	2-0.2	
TEAM	-	-	-	-	-	-	199-6.6	-	-	-	-	-	-	-
Duke	30	-	984-1926	.511	528-784	.673	1468-48.9	481-8	-	-	-	-	2498-83.3	
Opp.	30	-	819-2037	.402	431-611	.705	1127-37.6	-	-	-	-	-	2069-68.9	

1963-64														
RECORD: 26-5; HOME: 10-0; AWAY: 6-3; NEUTRAL: 10-2														
Player	G	MP	FG-FGA	Pct	FT-FTA	Pct	Reb-Avg	PF-DO	Ast	TO	BS	St	Pts-Avg	
Mullins	31	-	300-613	.489	150-183	.820	276-8.9	65-0	-	-	-	-	750-24.2	
Buckley	31	-	160-271	.590	109-166	.658	278-9.0	89-2	-	-	-	-	429-13.8	
Tison	30	-	130-260	.500	93-136	.684	229-7.6	74-3	-	-	-	-	353-11.8	
Harrison	31	-	112-247	.454	44-61	.722	79-2.5	48-0	-	-	-	-	268-8.7	
Marin	31	-	97-219	.443	46-65	.708	146-4.7	65-2	-	-	-	-	240-7.7	
Vacendak	30	-	61-167	.365	42-58	.725	77-2.6	50-1	-	-	-	-	164-5.5	
Ferguson	31	-	77-181	.425	8-15	.534	50-1.6	56-1	-	-	-	-	162-5.2	
Kitching	27	-	42-97	.433	19-27	.705	42-1.6	34-0	-	-	-	-	103-3.8	
Herbster	30	-	28-56	.500	20-37	.541	27-0.9	24-0	-	-	-	-	76-2.5	
Allen	5	-	6-7	.857	0-0	.000	4-0.8	2-0	-	-	-	-	12-2.4	
Harscher	15	-	8-21	.355	7-8	.815	5-0.3	5-0	-	-	-	-	23-1.5	
Mann	17	-	5-19	.263	8-14	.571	19-1.1	7-0	-	-	-	-	18-1.1	
Cox	9	-	2-4	.500	1-1	1.000	7-0.8	1-0	-	-	-	-	5-0.6	
Murray	1	-	0-1	.000	0-0	.000	2-2.0	1-0	-	-	-	-	0-0.0	
TEAM	-	-	-	-	-	-	185-6.0	-	-	-	-	-	-	-
Duke	31	-	1028-2163	.475	561-771	.728	1426-46.0	521-9	-	-	-	-	2607-84.1	
Opp.	31	-	872-2009	.434	399-612	.651	1279-41.3	-	-	-	-	-	2143-69.3	

1964-65														
RECORD: 20-5; HOME: 8-2; AWAY: 6-2; NEUTRAL: 6-1														
Player	G	MP	FG-FGA	Pct	FT-FTA	Pct	Reb-Avg	PF-DO	Ast	TO	BS	St	Pts-Avg	
Verga	25	-	229-431	.531	76-116	.655	84-3.4	62-2	-	-	-	-	534-21.4	
Marin	25	-	195-357	.546	87-123	.708	257-10.3	80-4	-	-	-	-	477-19.1	
Vacendak	25	-	165-356	.466	75-123	.610	164-6.6	64-0	-	-	-	-	405-16.2	
Tison	25	-	124-245	.506	51-81	.630	221-8.9	72-3	-	-	-	-	299-11.7	
Ferguson	25	-	65-143	.454	20-26	.770	50-2.0	41-0	-	-	-	-	150-6.0	
Riedy	25	-	59-133	.444	32-50	.640	132-5.3	59-4	-	-	-	-	150-6.0	
Herbster	25	-	40-103	.388	41-55	.746	45-1.8	-	-	-	-	-	121-4.8	
Kitching	18	-	39-91	.429	20-29	.691	53-2.9	19-0	-	-	-	-	98-5.5	
Zimmer	6	-	4-13	.308	6-9	.667	4-0.7	0-0	-	-	-	-	14-2.3	
McBride	4	-	2-2	1.000	3-3	1.000	0-0.0	1-0	-	-	-	-	7-1.8	
Allen	12	-	6-19	.316	8-8	1.000	7-0.6	9-0	-	-	-	-	20-1.7	
Liccardo	11	-	5-11	.454	6-9	.667	18-1.6	6-0	-	-	-	-	16-1.6	
McKaig	13	-	8-14	.571	1-7	.143	9-0.7	10-0	-	-	-	-	17-1.3	
Fitts	3	-	1-3	.333	0-0	.000	1-0.3	3-0	-	-	-	-	2-0.6	
TEAM	-	-	-	-	-	-	185-7.4	-	-	-	-	-	-	-
Duke	25	-	942-1921	.490	426-639	.668	1230-49.3	443-13	-	-	-	-	2310-92.4	
Opp.	25	-	788-1774	.444	369-538	.686	1117-44.6	-	-	-	-	-	1945-77.8	

## 2020-21 DUKE MEN'S BASKETBALL

1965-66			RECORD: 26-4; HOME: 10-0; AWAY: 5-3; NEUTRAL: 11-1										
Player	G	MP	FG-FGA	Pct	FT-FTA	Pct	Reb-Avg	PF-DO	Ast	TO	BS	St	Pts-Avg
Marin <td>30</td> <td>-</td> <td>221-451</td> <td>.490</td> <td>116-148</td> <td>.784</td> <td>292-97.2</td> <td>74-2</td> <td>-</td> <td>-</td> <td>-</td> <td>-</td> <td>558-18.9</td>	30	-	221-451	.490	116-148	.784	292-97.2	74-2	-	-	-	-	558-18.9
Verga	28	-	216-441	.490	87-119	.731	113-4.0	62-1	-	-	-	-	519-18.5
Lewis	30	-	161-271	.595	84-112	.750	329-11.0	106-6	-	-	-	-	406-13.9
Vacendak	29	-	152-354	.430	80-108	.741	117-4.0	85-1	-	-	-	-	384-13.3
Riedy	29	-	105-228	.461	61-89	.686	224-7.7	75-2	-	-	-	-	271-9.4
Chapman	27	-	56-99	.569	37-58	.639	104-3.9	60-2	-	-	-	-	149-5.5
Kennedy	10	-	11-29	.380	9-11	.819	27-2.7	7-0	-	-	-	-	31-3.1
Wendelin	28	-	33-73	.452	10-20	.500	28-1.0	38-0	-	-	-	-	76-2.7
Kolodziej	6	-	5-7	.714	5-6	.833	4-0.7	5-0	-	-	-	-	15-2.5
Liccardo	24	-	23-55	.419	7-11	.636	40-1.7	9-0	-	-	-	-	53-2.2
Allen	10	-	5-11	.455	3-5	.600	8-0.8	5-0	-	-	-	-	13-1.3
Zimmer	3	-	0-3	.000	2-3	.667	2-0.7	0-0	-	-	-	-	2-0.7
Barone	9	-	1-3	.333	1-1	1.000	5-0.6	8-0	-	-	-	-	3-0.3
McKaig	11	-	1-11	.097	1-4	.250	4-0.4	3-0	-	-	-	-	3-0.3
Warren	5	-	0-3	.000	1-2	.500	3-0.6	1-0	-	-	-	-	1-0.2
TEAM	-	-	-	-	-	-	187-6.2	-	-	-	-	-	-
Duke	30	-	990-2039	.494	504-697	.723	1487-49.6	463-14	-	-	-	-	2484-82.8
Opp.	30	-	837-1972	.424	473-694	.681	1108-36.9	-	-	-	-	-	2147-71.6



# 2020-21 DUKE MEN'S BASKETBALL

# MEDIA GUIDE

1969-70															RECORD: 17-9; HOME: 8-2; AWAY: 5-4; NEUTRAL: 4-3									
Player	G	MP	FG-FGA	Pct	FT-FTA	Pct	Reb-Avg	PF-DO	Ast	TO	BS	St	Pts-Avg											
Denton	26	-	237-437	.542	86-132	.652	324-12.5	69-3	15	-	-	-	560-21.5											
Kather	26	-	143-322	.444	54-68	.794	121-4.7	62-0	27	-	-	-	340-13.1											
Saunders	26	-	98-154	.636	64-91	.703	201-7.7	71-3	8	-	-	-	260-10.0											
Evans	26	-	96-194	.494	66-112	.589	89-3.4	51-1	81	-	-	-	258-9.9											
DeVenzio	23	-	75-177	.424	29-36	.806	47-2.0	52-1	104	-	-	-	179-7.8											
Blackman	25	-	53-111	.477	50-70	.715	131-5.2	45-0	8	-	-	-	156-6.2											
Kuhlmeier	17	-	32-74	.432	9-13	.694	25-1.5	19-1	17	-	-	-	73-4.3											
Posen	18	-	20-48	.417	18-23	.783	29-1.6	19-1	23	-	-	-	58-3.2											
Yarbro.	20	-	23-42	.548	13-23	.565	21-1.1	18-2	3	-	-	-	59-3.0											
Litz	7	-	6-11	.545	3-4	.750	10-1.4	5-0	0	-	-	-	15-2.1											
West	4	-	3-6	.500	0-0	.000	0-0.0	5-0	0	-	-	-	6-1.5											
Teer	4	-	1-9	.111	0-0	.000	5-1.2	2-0	2	-	-	-	2-0.5											
Smiley	2	-	0-2	.000	0-0	.000	0-0.0	2-0	0	-	-	-	0-0.0											
Doughty	2	-	0-1	.000	0-2	.000	0-0.0	1-0	1	-	-	-	0-0.0											
Jackson	1	-	0-0	.000	0-0	.000	0-0.0	0-0	0	-	-	-	0-0.0											
TEAM	-	-	-	-	-	-	137-5.3	-	-	-	-	-	-											
Duke	26	-	787-1588	.496	392-574	.683	1140-43.9	421-12	289	-	-	-	1966-75.6											
Opp.	26	-	744-1750	.425	386-539	.716	1002-38.5	441-14	257	-	-	-	1874-72.1											

1970-71															RECORD: 20-10; HOME: 8-2; AWAY: 6-3; NEUTRAL: 6-5									
Player	G	MP	FG-FGA	Pct	FT-FTA	Pct	Reb-Avg	PF-DO	Ast	TO	BS	St	Pts-Avg											
Denton	30	-	244-433	.564	124-166	.747	385-12.8	102-5	23	81	-	-	612-20.4											
O'Connor	30	-	139-327	.425	103-131	.786	134-4.5	50-1	71	99	-	-	381-12.7											
Kather.	30	-	139-291	.478	30-34	.882	119-4.0	56-2	21	41	-	-	308-10.3											
Dawson	30	-	124-289	.429	40-50	.800	53-1.8	45-0	29	46	-	-	288-9.6											
Saunders	30	-	93-165	.564	59-85	.694	205-6.8	74-4	16	43	-	-	245-8.2											
Shaw	30	-	57-95	.600	77-99	.778	168-5.6	69-3	20	44	-	-	191-6.4											
DeVenzio	30	-	69-138	.500	35-47	.745	58-1.9	86-6	115	66	-	-	173-5.8											
Melchi.	29	-	41-106	.387	50-58	.862	46-1.5	35-2	42	45	-	-	132-4.5											
Doughty	8	-	4-9	.444	9-14	.644	6-0.7	14-0	3	6	-	-	17-2.4											
Litz	10	-	7-8	.875	7-10	.700	15-1.5	8-0	1	4	-	-	21-2.1											
Yarbrough	6	-	3-9	.333	3-6	.500	3-0.5	7-0	1	3	-	-	9-1.5											
West	8	-	4-11	.364	2-4	.500	6-0.8	6-0	2	5	-	-	10-1.3											
Carr	1	-	0-0	.000	0-0	.000	1-1.0	0-0	0	0	-	-	0-0.0											
TEAM	-	-	-	-	-	-	155-5.2	-	-	-	-	-	-											
Duke	30	-	924-1881	.491	539-704	.766	1345-44.8	552-23	344	481	-	-	2387-79.6											
Opp.	30	-	841-2010	.418	530-741	.715	1157-38.6	522-18	298	383	-	-	2212-73.7											

1971-72															RECORD: 14-12; HOME: 10-2; AWAY: 1-6; NEUTRAL: 3-4									
Player	G	MP	FG-FGA	Pct	FT-FTA	Pct	Reb-Avg	PF-DO	Ast	TO	BS	St	Pts-Avg											
O'Connor	17	-	98-216	.454	67-101	.663	102-6.0	45-0	19	-	-	-	263-15.4											
Redding	26	-	124-265	.468	137-173	.792	165-6.3	88-6	12	-	-	-	385-14.8											
Shaw	26	-	119-198	.601	85-127	.669	308-11.8	75-3	49	-	-	-	323-12.4											
Melchi.	22	-	99-213	.465	61-74	.824	65-2.9	45-0	58	-	-	-	259-11.7											
Yarbro.	25	-	67-124	.540	75-96	.781	92-3.6	46-0	17	-	-	-	209-8.3											
Righter	25	-	59-128	.461	44-59	.746	78-3.1	36-0	5	-	-	-	162-6.5											
West	25	-	55-140	.393	16-24	.667	43-1.7	32-0	38	-	-	-	126-5.0											
Burdette	24	-	15-43	.349	10-22	.455	14-0.5	45-1	33	-	-	-	40-1.7											
Doughty	13	-	4-12	.333	1-6	.167	3-0.2	5-0	7	-	-	-	9-0.7											
Edwards	9	-	0-2	.000	4-4	1.000	3-0.3	2-0	3	-	-	-	4-0.5											
TEAM	-	-	-	-	-	-	140-5.3	-	-	-	-	-	-											
Duke	26	-	640-1341	.477	500-686	.729	1013-39.0	419-10	241	480	-	-	1780-68.4											
Opp.	26	-	713-1642	.434	346-498	.695	955-36.7	514-17	366	380	-	-	1772-68.1											

1972-73			RECORD: 12-14; HOME: 8-2; AWAY: 2-7; NEUTRAL: 2-5												
Player	G	MP	FG-FGA	Pct	FT-FTA	Pct	Reb-Avg	PF-DO	Ast	TO	BS	St	Pts-Avg		
Redding	26	-	158-296	.534	124-147	.844	167-6.4	74-4	13	-	-	-	440-16.9		
Melchi.	26	-	165-366	.451	82-99	.828	96-3.7	47-1	84	-	-	-	412-15.8		
Fleischer	26	-	100-190	.526	85-108	.787	221-8.5	84-7	27	-	-	-	285-11.0		
Shaw	26	-	87-187	.465	56-74	.757	197-7.6	71-3	35	-	-	-	230-8.8		
Billerman	26	-	81-192	.422	50-62	.806	63-2.4	94-7	59	-	-	-	212-8.2		
Kramer	25	-	62-139	.446	23-28	.816	57-2.3	37-0	13	-	-	-	147-5.7		
Hodge	23	-	47-87	.529	31-40	.775	79-3.4	27-0	10	-	-	-	125-5.4		
Suk	24	-	34-81	.420	22-29	.759	51-2.2	59-5	18	-	-	-	90-3.8		
O'Connell	23	-	22-72	.306	17-29	.586	34-1.5	34-1	9	-	-	-	61-2.7		
Cook	2	-	2-3	.667	0-0	.000	1-0.5	1-0	1	-	-	-	4-2.0		
Burdette	20	-	6-26	.231	4-14	.286	14-0.7	36-1	22	-	-	-	16-0.8		
Fox	5	-	1-2	.500	2-2	1.000	2-0.4	2-0	0	-	-	-	4-0.8		
Chinault	6	-	2-7	.286	0-0	.000	1-0.2	1-0	1	-	-	-	4-0.6		
Chili	5	-	1-1	1.000	0-0	.000	4-0.8	0-0	0	-	-	-	2-0.4		
TEAM	-	-	-	-	-	-	145-5.6	-	-	-	-	-	-		
Duke	26	-	767-1649	.465	496-632	.785	1132-43.5	567-29	502	-	-	-	2030-78.1		
Oop.	26	-	805-1784	.451	389-561	.693	1037-39.8	599-28	325	457	-	-	1999-76.6		

## 2020-21 DUKE MEN'S BASKETBALL

1984-85		RECORD: 23-8; HOME: 12-3; AWAY: 6-3; NEUTRAL: 5-2												
Player	G	MP	FG-FGA	Pct	FT-FTA	Pct	Reb-Avg	PF-DD	Ast	To	BS	St	Pts-Avg	
*Dawkins	31	1117	225-455	.495	132-166	.795	141-4.5	64-1	154	90	5	51	582-18.8	
*Alarie	31	935	206-352	.585	80-101	.792	158-5.1	78-4	49	60	18	25	492-15.9	
Hender.	28	606	116-233	.498	85-137	.620	98-3.5	69-2	51	71	2	37	317-11.3	
*Bilas	31	764	106-177	.599	100-144	.694	186-6.0	96-3	14	35	12	14	312-10.1	
*Amaker	31	1047	96-214	.449	61-79	.772	69-2.2	55-4	184	64	4	56	253-8.2	
*Meagher	30	808	98-187	.524	45-67	.672	130-4.3	85-3	46	41	5	34	241-8.0	
Strickland	27	252	49-84	.583	10-17	.588	36-1.3	37-0	15	23	4	9	108-4.0	
Williams	27	138	21-36	.583	5-10	.500	29-1.1	15-0	2	12	2	2	47-1.7	
King	31	327	19-33	.576	13-40	.325	50-1.6	34-0	22	25	11	9	51-1.6	
Nessley	17	101	7-11	.636	2-2	1.000	18-1	15-0	3	2	5	0	16-0.9	
Anderson	21	81	4-10	.400	7-13	.538	20-0.9	12-0	0	5	3	2	15-0.7	
Bryan	19	45	3-12	.250	6-12	.500	8-0.4	6-0	2	5	0	1	12-0.6	
TEAM	-	-	-	-	-	-	73-2.4	-	-	-	-	-	-	
Duke	31	6275	950-1804	.527	546-788	.693	1016-32.8	566-17	542	434	71	240	2446-78.9	
Opp.	31	6275	857-1828	.469	391-557	.702	996-32.1	676-35	447	524	88	150	2105-67.9	

1985-86		RECORD: 37-3; HOME: 15-0; AWAY: 10-2; NEUT: 12-1											
Player	G	MP	FG-FGA	Pct	FT-FTA	Pct	Reb-Avg	PF-F	Asst	TO	BS	Stl	Pts-Avg
*Dawkins	40	1324	331-603	.549	147-181	.812	142-3.6	77-11	129	107	5	53	809-20.2
*Alarie	40	1193	262-490	.535	162-197	.822	249-6.2	119-3	26	77	27	59	686-17.2
*Hender.	39	1090	217-419	.518	119-160	.744	186-4.8	93-3	92	96	2	49	553-14.2
*Bilas	34	692	76-128	.594	79-134	.590	166-4.9	84-2	8	30	8	18	231-6.8
*Amaker	40	1209	101-225	.449	53-70	.757	80-2.0	71-1	241	96	2	81	255-6.4
Ferry	40	912	91-198	.460	54-86	.628	221-5.5	119-2	60	69	9	39	236-5.9
King	40	673	63-120	.525	35-75	.467	115-2.9	84-1	42	40	12	24	161-4.0
Snyder	32	277	29-62	.468	16-22	.727	36-1.1	34-0	41	38	10	19	74-2.3
Strickland	32	243	29-78	.372	9-13	.692	37-1.2	23-1	19	29	4	11	67-2.1
Smith	18	91	11-24	.458	12-17	.706	26-1.4	11-0	2	7	1	2	34-1.9
Williams	31	189	21-46	.457	12-19	.632	39-1.3	27-0	8	13	2	4	54-1.7
Nessley	20	107	14-36	.389	6-9	.667	38-1.9	25-0	3	13	14	1	34-1.7
TEAM	-	-	-	-	-	-	105-2.6	-	-	-	-	-	-
Duke	40	8000	1245-2429	.513	704-983	.716	1440-36.0	767-14	671	616	96	360	3194-79.9
Opp.	40	8000	1082-2268	.477	525-763	.688	1203-30.1	861-36	564	773	106	231	2689-67.2

Dunks (88): Dawkins 29; Alarie 29; Henderson 14; Bilas 5; King 5; Strickland 3; Smith 2; Williams 1. Charges Taken (84): Henderson 22; King 17; Bilas 12; Amaker 11; Ferry 10; Williams 4; Alarie 3; Snyder 3; Smith 1; Dawkins 1.

1986-87		RECORD: 24-9; HOME: 14-2; AWAY: 6-4; NEUTRAL: 4-3												
Player	G	MP	FG-FGA	Pct	FT-FTA	Pct	Reb-Avg	PF-DD	Ast	TO	BS	St	Pts-Avg	
*Ferry	33	1096	172-383	.449	92-109	.844	256-7.8	95-3	141	112	18	31	461-14.0	
*Amaker	33	1175	156-348	.448	50-62	.806	77-2.3	50-1	120	75	3	58	406-12.3	
*Smith	32	720	137-238	.576	107-134	.799	107-3.3	82-4	13	72	8	25	382-11.9	
Strickland	31	806	120-261	.460	79-97	.814	143-4.6	86-2	41	57	24	29	355-11.5	
*Hender.	8	94	20-36	.556	9-15	.600	6-0.8	5-0	9	3	1	4	58-7.3	
*King	29	841	79-163	.485	52-95	.547	108-3.7	80-2	65	65	8	54	210-7.2	
Snyder	33	802	72-190	.379	45-60	.750	62-1.9	97-4	113	75	15	37	222-6.7	
Brickey	33	535	79-135	.585	30-62	.484	99-3.0	56-1	14	40	10	18	188-5.7	
Nessley	33	376	53-93	.570	37-57	.649	97-2.9	76-5	17	30	24	13	143-4.3	
Abdel.	29	191	47-81	.580	12-23	.522	50-1.7	32-0	6	13	3	1	106-3.7	
Burgin	12	28	2-4	.500	3-11	.273	7-0.6	3-0	2	0	2	0	7-0.6	
Goodman	10	20	1-7	.143	4-5	.800	2-0.2	3-0	3	7	0	0	6-0.6	
Essex	6	8	1-2	.500	1-4	.250	7-1.2	1-0	0	0	0	0	3-0.5	
Colonna	2	2	0-0	.000	0-0	.000	0-0.0	1-0	0	0	0	0	0-0.0	
Berndt	6	9	0-2	.000	0-0	.000	3-0.5	1-0	0	1	0	0	0-0.0	
TEAM	-	-	-	-	-	-	90-2.7	-	-	-	-	-	-	
Duke	33	6675	939-1943	.483	521-734	.710	1114-33.8	667-22	544	554	116	270	2547-77.2	
Opp.	33	6675	817-1803	.452	503-703	.716	1051-31.8	681-28	449	660	75	223	2221-67.3	
Three-Point Field Goals (48-368, .403: Amaker (40-33, .427); Strickland (36-392, .391); Snyder (33-92, .323); Ferry (25-63, .397); Henderson (9-13, .692); Smith (1-1, 1000); Goodman (0-3, .000); King (0-1, .000). <b>Dunks</b> (69): Brickey 17; King 15; Strickland 12; Smith 9; Ferry 7; Nessley 6; Abdelnaby 3. <b>Charges Taken</b> (82): King 16; Ferry 13; Brickey 13; Amaker 12; Smith 7; Nessley 7; Snyder 6; Strickland 6; Henderson 2														

1987-88		RECORD: 28-7; HOME: 12-2; AWAY: 8-4; NEUTRAL: 8-1												
Player	G	MP	FG-FGA	Pct	FT-FTA	Pct	Reb-Avg	PF-DD	Asst	To	BS	St	Pts-Avg	
*Ferry	35	1138	247-519	.476	135-163	.828	266-7.6	94-2	139	100	24	44	667-19.1	
*Strickland	35	1036	213-404	.527	84-104	.808	158-4.5	76-2	44	46	20	35	565-16.1	
*Brickey	35	809	126-234	.538	114-167	.683	180-5.1	103-3	24	69	23	24	366-10.5	
*Snyder	35	1005	95-198	.480	61-78	.782	86-2.5	98-3	198	100	19	56	292-8.3	
*Smith	34	534	102-195	.523	73-102	.716	107-3.1	68-1	7	38	4	15	277-8.1	
Hender.	34	561	72-168	.429	44-60	.733	59-1.7	44-1	30	47	2	33	199-5.9	
King	35	984	73-148	.493	34-70	.486	117-3.3	94-2	122	50	14	53	180-5.1	
Abdel.	34	320	61-123	.496	44-63	.698	67-2.0	65-0	3	33	3	9	166-4.9	
Koubek	35	357	48-121	.397	19-30	.633	78-2.2	40-0	19	25	5	13	135-3.9	
Cook	25	165	16-43	.372	5-9	.556	25-1.0	15-0	18	17	0	13	40-1.6	
Buckley	20	92	9-15	.600	14-22	.636	15-0.8	4-0	5	3	1	1	32-1.6	
Burgin	11	33	6-11	.545	1-6	.167	8-0.7	5-0	1	3	2	1	13-1.2	
TEAM	-	-	-	-	-	-	129-3.7	-	-	-	-	-	-	
Duke	35	7025	1068-2179	.490	628-874	.719	1295-37.0	706-14	610	531	117	297	2932-83.8	
Opp.	35	7025	899-1990	.453	497-739	.673	1149-32.8	728-17	479	677	95	217	2409-68.8	

**Three-Point Field Goals (168-451, .373):** Strickland (55-149, .369); Snyder (41-129, .446); Ferry (38-109, .349); Koubek (20-54, .370); Henderson (11-41, .268); Cook (3-5, .600); Brickey (0-1, .000). **Dunks (99):** Brickey 34; Strickland 23; Smith 10; Abdalnaby 9; Ferry 8; Snyder 5; King 5; Henderson 3; Koubek 2. **Charges Taken (69):** King 25; Ferry 8; Smith 8; Snyder 7; Brickey 5; Strickland 4; Henderson 4; Koubek 4; Abdalnaby 3; Cook 1.

# 2020-21 DUKE MEN'S BASKETBALL

# MEDIA GUIDE

1988-89					RECORD: 28-8; HOME: 14-1; AWAY: 7-4; NEUTRAL: 7-3									
Player	G	MP	FG-FGA	Pct	FT-FTA	Pct	Reb-Avg	PF-D0	Ast	TO	BS	St	Pts-Avg	
*Ferry	35	1162	300-575	.522	146-193	.756	260-7.4	86-2	166	115	20	55	791-22.6	
*Hender.	36	1066	167-318	.525	94-123	.764	124-3.4	94-2	93	99	12	36	457-12.7	
*Brickey	36	904	150-263	.570	93-165	.564	207-5.8	92-2	48	80	30	39	395-11.0	
*Laettner	36	608	115-159	.723	88-121	.727	170-4.7	104-7	44	58	28	35	319-8.9	
Abdel.	33	531	123-194	.634	47-67	.701	125-3.8	80-1	1	40	16	14	293-8.9	
*Snyder	36	1094	96-232	.414	34-63	.540	76-2.1	112-8	223	103	15	73	260-7.2	
Smith	36	716	88-162	.543	51-68	.750	118-3.3	58-1	32	43	7	24	252-7.0	
Koubek	36	533	61-144	.424	46-64	.719	84-2.3	51-0	34	47	1	15	177-4.9	
Davis	29	244	20-52	.385	27-53	.509	33-1.1	32-0	21	29	1	13	67-2.3	
Buckley	30	141	24-34	.706	10-18	.556	33-1.1	14-0	3	8	2	5	58-1.9	
Cook	5	48	3-5	.600	2-3	.667	6-1.2	3-0	6	8	0	2	8-1.6	
Palmer	23	120	13-24	.542	3-11	.273	28-1.2	22-1	2	14	7	4	29-1.3	
Burgin	15	32	3-4	.750	2-4	.500	2-0.1	2-0	1	3	2	3	8-0.5	
TEAM	-	-	-	-	-	-	103-2.9	-	-	1	-	-	-	
Duke	36	7200	1163-2166	.537	643-953	.675	1369-38.0	750-24	684	648	141	318	3114-86.5	
Opp.	36	7200	914-2160	.423	558-820	.680	1175-32.6	821-38	463	724	85	262	2511-69.8	
Three-Point Field Goals (145-397, .365): Ferry (45-106, .425); Snyder (34-119, .286); Henderson (29-75, .387); Smith (25-53, .472); Koubek (9-37, .243); Brickey (2-6, .333); Laettner (1-1, 1.000). Dunks (113): Brickey 56; Abdelnaby 17; Henderson 12; Snyder 9; Ferry 9; Laettner 4; Smith 4; Davis 3; Koubek 2; Buckley 1. Charges Taken (90): Ferry 22; Snyder 12; Brickey 9; Koubek 9; Smith 9; Laettner 7; Abdelnaby 7; Henderson 6; Davis 4; Palmer 3; Buckley 3.														

1989-90					RECORD: 29-9; HOME: 13-1; AWAY: 7-5; NEUTRAL: 9-3									
Player	G	MP	FG-FGA	Pct	FT-FTA	Pct	Reb-Avg	PF-D0	Ast	TO	BS	St	Pts-Avg	
*Hender.	37	1165	271-531	.473	102-122	.836	141-3.8	82-2	85	97	5	56	683-18.5	
*Laettner	38	1135	194-380	.511	225-269	.836	364-9.6	120-4	84	103	41	59	619-16.3	
*Abdel.	38	947	217-350	.620	138-178	.775	252-6.6	99-3	27	56	48	26	572-15.1	
*Brickey	30	791	129-252	.512	92-137	.672	163-5.4	83-3	60	81	27	34	350-11.7	
*Hurley	38	1268	92-262	.351	110-143	.769	68-1.8	96-2	288	166	1	67	335-8.8	
McCaff.	38	530	86-191	.450	69-87	.793	26-0.7	45-0	34	37	1	25	249-6.6	
Davis	37	531	62-130	.477	61-95	.642	80-2.2	61-0	28	36	6	25	185-5.0	
Koubek	38	574	66-149	.443	29-41	.707	92-2.4	55-0	18	33	3	19	180-4.7	
Hill	34	430	46-89	.517	22-35	.629	74-2.2	49-0	25	22	6	24	117-3.4	
Cook	18	73	9-19	.474	16-21	.762	5-0.3	7-0	11	12	1	4	34-1.9	
Buckley	17	113	8-18	.444	15-19	.789	20-1.2	14-0	2	10	2	5	31-1.8	
Palmer	21	143	11-23	.478	9-18	.500	46-2.2	23-0	1	6	6	4	31-1.5	
TEAM	-	-	-	-	-	-	106-2.8	-	-	2	-	-	-	
Duke	38	7700	1171-2394	.489	888-1165	.762	1437-37.8	734-14	663	661	147	348	3386-89.1	
Opp.	38	7700	1115-2473	.451	552-794	.695	1381-36.3	926-49	593	764	111	292	2910-76.6	
Three-Point Field Goals (156-401, .389): Henderson (79-191, .414); Hurley (41-115, .357); Koubek (19-47, .404); McCaffrey (18-25, .320); Laettner (6-12, .500); Hill (3-7, .429); Brickey (0-2, .000); Cook (0-2, .000). <b>Dunks (126):</b> Brickey 40; Abdelnaby 40; Laettner 15; Henderson 14; Davis 11; Buckley 3, Hill 2; Koubek 1. <b>Charges Taken (96):</b> Hurley 24; Brickey 17; Hill 10; Koubek 9; Abdelnaby 8; Laettner 7; Davis 6; McCaffrey 6; Henderson 5; Buckley 3; Palmer 1.														

1990-91														RECORD: 32-7; HOME: 16-0; AWAY: 8-5; NEUTRAL: 8-2													
Player	G	MP	FG-FGA	Pct	FT-FTA	Pct	Reb-Avg	PF-D0	Ast	To	BS	St	Pts-Avg														
*Laettner	39	1178	271-471	.575	211-263	.802	340-8.7	111-1	76	121	44	75	771-19.8														
McCaffrey	38	941	167-347	.481	84-101	.832	69-1.8	50-0	71	67	4	34	442-11.6														
*T. Hill	39	908	164-297	.552	101-136	.743	142-3.6	67-1	51	55	15	59	450-11.5														
*Hurley	39	1353	141-333	.423	83-114	.728	93-2.4	100-4	289	151	3	51	441-11.3														
*G. Hill	36	887	160-310	.516	81-133	.609	183-5.1	79-1	79	74	30	51	402-11.2														
Davis	39	902	104-228	.456	89-122	.730	158-4.1	83-2	63	60	8	39	298-7.6														
*Koubek	38	600	77-177	.435	39-48	.813	110-2.9	67-2	33	29	3	21	225-5.9														
Lang	36	426	57-94	.606	40-76	.526	92-2.6	55-1	7	25	28	14	154-4.3														
Palmer	38	407	51-79	.646	33-40	.825	77-2.0	69-1	10	28	19	11	135-3.6														
Clark	23	104	13-29	.448	20-32	.625	17-0.7	15-0	8	25	2	5	48-2.1														
Ast	17	51	12-18	.667	3-4	.750	10-0.6	7-0	0	6	3	0	28-1.6														
Buckley	19	93	10-18	.556	7-20	.350	20-1.1	12-0	2	4	1	2	27-1.4														
TEAM	-	-	-	-	-	-	103-2.6	-	-	-	-	-	-														
Duke	39	7850	1227-2401	.511	791-1089	.726	1414-36.3	715-13	689	645	160	362	3421-87.7														
Opp.	39	7850	1087-2445	.445	525-792	.663	1327-34.0	865-na	528	779	111	299	2864-73.7														
Three-Point Field Goals (176-459, .383): Hurley (76-188, .404); Koubek (32-76, .421); McCaffrey (24-70, .343); T. Hill (21-52, .404); Laettner (18-53, .340); Clark (2-9, .222); G. Hill (1-2, .500); Ast (1-4, .250); Davis (1-5, .200). <b>Dunks (112):</b> G. Hill 33; T. Hill 26; Laettner 21; Davis 19; Lang 8; Palmer 6. <b>Charges Taken (71):</b> Davis 16; Palmer 14; Hurley 12; T. Hill 10; Laettner 5; Lang 5; McCaffrey 4; G. Hill 2; Koubek 2; Buckley 1.																											



## MEDIA GUIDE

1996-97															RECORD: 24-9; HOME: 15-2; AWAY: 7-4; NEUTRAL: 2-3														
Player	G	MP	FG-FGA	Pct	FT-FTA	Pct	Reb-Avg	PF-DO	Ast	TO	BS	St	Pts-Avg																
*Langd.	33	972	137-308	.445	113-126	.897	97-2.9	56-0	68	50	10	33	473-14.3																
*Capel	33	880	142-309	.460	72-116	.621	912-8	68-3	85	74	5	32	408-12.4																
*McLeod	33	797	142-290	.490	81-102	.794	175-5.3	105-5	29	57	34	30	392-11.9																
Newton	30	688	111-197	.563	89-132	.674	184-6.1	67-2	18	36	32	26	311-10.4																
Price	33	706	106-269	.394	65-98	.663	90-27.1	61-1	28	45	5	22	309-9.4																
*Wojo	33	1032	66-149	.443	56-73	.767	100-3.0	81-4	176	58	0	82	229-6.9																
*Carraw.	31	503	72-125	.576	27-47	.574	97-3.1	39-0	34	29	21	22	171-5.5																
Chappell	32	383	52-146	.356	18-39	.462	54-17	34-0	17	24	2	8	146-4.6																
Wallace	30	363	33-77	.429	19-26	.731	53-1.8	60-0	4	21	9	15	96-3.2																
James	17	144	15-36	.417	11-20	.550	34-2.0	16-0	8	14	4	8	46-2.7																
Domzalski	13	112	12-19	.632	4-8	.500	19-1.5	26-2	1	6	7	1	28-2.2																
Singleton	8	28	5-10	.500	2-6	.333	2-0.3	8-0	2	1	2	0	12-1.5																
Caldbeck	8	21	2-3	.667	2-2	1.000	3-0.4	1-0	0	1	0	0	6-0.8																
Heaps	8	21	0-0	.000	2-6	.333	0-0.0	3-0	3	3	0	1	2-0.3																
TEAM	-	-	-	-	-	-	118-3.6	-	-	4	-	-	-																
Duke	33	6650	895-1938	.462	561-801	.700	1117-33.8	625-17	473	424	131	280	2629-79.7																
Opp.	33	6650	789-1868	.422	458-675	.679	1209-36.6	679-na	402	600	94	183	2185-66.2																
Three-Point Field Goals (278-714, .389): Langdon (86-195, .441); Capel (52-119, .437); Wojciechowski (41-104, .394); Price (32-108, .296); McLeod (27-72, .375); Chappell (24-73, .329); Wallace (11-25, .440); James (5-16, .313); Carrawell (0-2, .000). <b>Dunks (78):</b> Carrawell 24; Newton 20; McLeod 15; Capel 6; Price 5; Chappell 3; Domzalski 3; James 1; Wallace 1. <b>Charges Taken (47):</b> Wallace 10; Wojciechowski 10; Capel 9; McLeod 7; Langdon 4; Chappell 2; Domzalski 2; Newton 2; Carrawell 1.																													

1997-98														RECORD: 32-4; HOME: 15-0; AWAY: 10-2; NEUTRAL: 7-2													
Player	G	MP	FG-FGA	Pct	FT-FTA	Pct	Reb-Avg	PF-DO	Ast	To	Bs	St	Pts-Avg														
*McLeod	36	852	196-397	.494	113-160	.706	201-5.6	102-2	49	68	26	42	549-15.3														
*Langdon	36	1035	171-385	.444	101-114	.886	104-2.9	77-0	70	58	8	22	528-14.7														
*Brand	21	493	100-169	.592	81-134	.604	154-7.3	53-1	10	34	27	32	281-13.4														
*Carrawell	32	710	121-251	.482	66-103	.641	117-3.7	38-0	35	49	23	19	322-10.1														
Avery	35	674	102-239	.427	61-82	.744	69-2.0	54-0	87	60	1	34	297-8.5														
Battier	36	887	96-178	.539	79-108	.731	230-6.4	67-0	40	25	53	51	275-7.6														
Chappell	36	518	91-196	.464	39-64	.609	71-2.0	76-1	20	28	4	19	257-7.1														
*Wojo	36	1016	70-181	.387	47-64	.734	87-2.4	80-1	164	64	0	74	241-6.7														
Burgess	36	453	64-126	.508	26-77	.338	114-3.2	46-0	19	26	23	21	155-4.3														
James	6	41	6-14	.429	7-9	.778	9-1.5	5-0	0	6	1	4	21-3.5														
Domzalski	26	258	34-60	.567	12-21	.571	72-2.8	49-1	1	12	14	7	80-3.1														
Price	21	167	22-62	.355	11-17	.647	23-1.1	16-0	12	8	1	9	56-2.7														
Singleton	19	46	5-9	.556	3-5	.600	12-0.6	4-0	3	3	2	1	13-0.7														
Simpson	15	28	2-10	.200	0-0	.000	4-0.3	2-0	1	2	0	0	4-0.3														
Heaps	12	22	1-1	1.000	1-2	.500	4-0.3	1-0	3	1	0	4	3-0.3														
TEAM	-	-	-	-	-	-	106-2.9	-	-	4	-	-	-														
Duke	36	7200	1081-2278	.475	647-946	.740	1377-38.3	670-6	514	448	183	339	3082-85.6														
Opp.	36	7200	841-2045	.411	470-712	.660	1272-35.3	782-na	454	716	110	199	2308-64.1														
Three-Point Field Goals (273-739, .369): Langdon (85-215, .395); Wojciechowski (54-139, .388); McLeod (44-107, .411); Chappell (36-83, .434); Avery (32-108, .296); Carrawell (14-38, .368); Battier (4-24, .167); James (2-4, .000); Burgess (1-5, .200); Price (1-2, .083); Simpson (0-4, .000). <b>Dunks (106):</b> Carrawell 22; Burgess 20; Brand 18; Battier 14; McLeod 10; Chappell 7; Domzalski 7; Price 2; Avery 2; James 1; Langdon 1; Singleton 1. <b>Charges Taken (47):</b> Battier 29; Langdon 6; McLeod 5; Wojciechowski 3; Chappell 2; Avery 1; Domzalski 1; Singleton 1. <b>Forced Five-Second Calls (24):</b> Wojciechowski 13; Langdon 5; Battier 1; Avery 1; Chappell 1; James 1; McLeod 1; Price 1.																											

1998-99														RECORD: 37-2; HOME: 14-0; AWAY: 10-0; NEUTRAL: 13-2															
Player	G	MP	FG-FGA	Pct	FT-FTA	Pct	Reb-Avg	PF-DO	Ast	TO	BS	St	Pts-Avg																
*Brand	39	1141	255-411	.620	181-256	.707	382-9.8	97-1	41	67	86	49	691-17.7																
*Langd.	36	1117	191-413	.462	128-152	.842	123-3.4	84-0	69	64	3	52	622-17.3																
*Avery	39	1210	201-416	.483	102-126	.810	137-3.5	86-1	96	102	1	57	580-14.9																
*Magge.	39	691	137-261	.525	111-155	.716	151-3.9	99-3	59	80	15	29	414-10.6																
*Carraw.	39	1116	144-317	.454	79-137	.577	188-4.9	71-1	130	84	34	30	386-9.9																
Battier	37	881	114-209	.545	71-98	.724	180-4.9	78-2	55	32	43	65	338-9.1																
Burgess	39	608	86-140	.614	38-70	.543	154-3.9	79-2	30	36	35	23	212-5.4																
James	39	573	69-152	.454	43-65	.662	102-2.6	52-1	34	53	6	26	196-5.0																
Domzalski	30	296	39-73	.534	37-52	.712	90-3.0	53-1	8	25	20	14	115-3.8																
Bryant	13	30	3-9	.333	1-4	.250	3-0.2	3-0	2	3	0	1	8-0.6																
Simpson	26	80	1-8	.125	8-14	.571	9-0.3	5-0	4	9	0	1	10-0.4																
J. Cald.	20	49	3-10	.300	1-6	.167	12-0.6	4-0	3	4	1	1	7-0.4																
R. Cald.	12	23	1-3	.333	0-0	.000	4-0.3	2-0	0	1	0	0	2-0.2																
Heaps	4	10	0-0	.000	0-0	.000	2-0.5	0-0	2	2	1	1	0-0.0																
TEAM	-	-	-	-	-	-	108-2.8	-	-	10	-	-	-																
Duke	39	7825	1244-2422	.514	800-1135	.705	1645-42.2	713-12	633	572	245	349	3581-91.8																
Opp.	39	7825	972-2486	.391	484-730	.663	1303-33.4	895-na	468	690	100	274	2619-67.2																
Three-Point Field Goals (293-739, .396): Langdon (112-254, .441); Avery (76-185, .411); Battier (39-94, .415); Maggette (29-84, .345); Carrawell (19-55, .345); James (15-52, .288); Burgess (2-4, .000); Bryant (1-3, .333); R. Caldbeck (0-2, .000); Simpson (0-6, .000). <b>Dunks (162):</b> Brand 50; Burgess 34; Maggette 29; Carrawell 23; James 12; Domzalski 10; Battier 4; Avery 1. <b>Charges Taken (56):</b> Battier 36; Langdon 7; James 3; Brand 3; Maggette 2; Domzalski 1; Simpson 1. <b>Forced Five-Second Calls (9):</b> Avery 4; Langdon 3; Brand 1; Maggette 1.																													

1999-00														RECORD: 29-5; HOME: 13-2; AWAY: 9-0; NEUTRAL: 7-3													
Player	G	MP	FG-FGA	Pct	FT-FTA	Pct	Reb-Avg	PF-DO	Ast	TO	BS	St	Pts-Avg														
*Battier <td>34</td> <td>1206</td> <td>190-383</td> <td>.496</td> <td>134-164</td> <td>.817</td> <td>192-5.6</td> <td>71-3</td> <td>72</td> <td>44</td> <td>70</td> <td>68</td> <td>593-17.4</td> <td colspan="10"></td>	34	1206	190-383	.496	134-164	.817	192-5.6	71-3	72	44	70	68	593-17.4														
*Carraw. <td>34</td> <td>1212</td> <td>205-422</td> <td>.486</td> <td>137-176</td> <td>.778</td> <td>206-6.1</td> <td>58-0</td> <td>110</td> <td>69</td> <td>36</td> <td>34</td> <td>576-16.9</td> <td colspan="10"></td>	34	1212	205-422	.486	137-176	.778	206-6.1	58-0	110	69	36	34	576-16.9														
*Williams <td>34</td> <td>1157</td> <td>179-427</td> <td>.419</td> <td>61-89</td> <td>.685</td> <td>143-4.2</td> <td>86-1</td> <td>220</td> <td>139</td> <td>6</td> <td>81</td> <td>492-14.5</td> <td colspan="10"></td>	34	1157	179-427	.419	61-89	.685	143-4.2	86-1	220	139	6	81	492-14.5														
*Boozer <td>34</td> <td>807</td> <td>164-267</td> <td>.614</td> <td>115-155</td> <td>.742</td> <td>213-6.3</td> <td>90-3</td> <td>37</td> <td>54</td> <td>23</td> <td>37</td> <td>443-13.0</td> <td colspan="10"></td>	34	807	164-267	.614	115-155	.742	213-6.3	90-3	37	54	23	37	443-13.0														
*James <td>34</td> <td>970</td> <td>136-290</td> <td>.469</td> <td>55-77</td> <td>.714</td> <td>153-4.5</td> <td>71-3</td> <td>63</td> <td>63</td> <td>8</td> <td>47</td> <td>373-11.0</td> <td colspan="10"></td>	34	970	136-290	.469	55-77	.714	153-4.5	71-3	63	63	8	47	373-11.0														
Dunleavy <td>30</td> <td>724</td> <td>97-211</td> <td>.460</td> <td>45-61</td> <td>.738</td> <td>128-4.3</td> <td>53-1</td> <td>50</td> <td>61</td> <td>14</td> <td>33</td> <td>273-9.1</td> <td colspan="10"></td>	30	724	97-211	.460	45-61	.738	128-4.3	53-1	50	61	14	33	273-9.1														
Horvath <td>32</td> <td>269</td> <td>36-76</td> <td>.474</td> <td>14-18</td> <td>.778</td> <td>58-1.8</td> <td>40-0</td> <td>10</td> <td>13</td> <td>6</td> <td>13</td> <td>104-3.3</td> <td colspan="10"></td>	32	269	36-76	.474	14-18	.778	58-1.8	40-0	10	13	6	13	104-3.3														
Christen. <td>31</td> <td>295</td> <td>20-51</td> <td>.392</td> <td>21-36</td> <td>.583</td> <td>70-2.3</td> <td>52-1</td> <td>10</td> <td>11</td> <td>11</td> <td>7</td> <td>61-2.0</td> <td colspan="10"></td>	31	295	20-51	.392	21-36	.583	70-2.3	52-1	10	11	11	7	61-2.0														
Sanders <td>25</td> <td>144</td> <td>12-24</td> <td>.500</td> <td>22-34</td> <td>.647</td> <td>29-1.2</td> <td>17-0</td> <td>1</td> <td>9</td> <td>17</td> <td>4</td> <td>46-1.8</td> <td colspan="10"></td>	25	144	12-24	.500	22-34	.647	29-1.2	17-0	1	9	17	4	46-1.8														
Buckner <td>20</td> <td>68</td> <td>3-6</td> <td>.500</td> <td>10-17</td> <td>.588</td> <td>9-0.5</td> <td>6-0</td> <td>8</td> <td>2</td> <td>0</td> <td>5</td> <td>19-1.0</td> <td colspan="10"></td>	20	68	3-6	.500	10-17	.588	9-0.5	6-0	8	2	0	5	19-1.0														
Caldbeck <td>8</td> <td>15</td> <td>1-5</td> <td>.200</td> <td>2-4</td> <td>.500</td> <td>2-0.3</td> <td>0-0</td> <td>0</td> <td>0</td> <td>0</td> <td>1</td> <td>5-0.6</td> <td colspan="10"></td>	8	15	1-5	.200	2-4	.500	2-0.3	0-0	0	0	0	1	5-0.6														
Simpson <td>17</td> <td>46</td> <td>2-10</td> <td>.200</td> <td>2-2</td> <td>1.000</td> <td>3-0.2</td> <td>5-0</td> <td>3</td> <td>6</td> <td>0</td> <td>3</td> <td>7-0.4</td> <td colspan="10"></td>	17	46	2-10	.200	2-2	1.000	3-0.2	5-0	3	6	0	3	7-0.4														
Borman <td>10</td> <td>12</td> <td>0-0</td> <td>.000</td> <td>0-0</td> <td>.000</td> <td>1-0.1</td> <td>3-0</td> <td>0</td> <td>0</td> <td>0</td> <td>0</td> <td>0-0.0</td> <td colspan="10"></td>	10	12	0-0	.000	0-0	.000	1-0.1	3-0	0	0	0	0	0-0.0														
TEAM	-	-	-	-	-	-	106-3.1	-	-	-	9	-	-														
Duke	34	6925	1045-2172	.481	618-833	.742	1313-38.6	552-12	584	480	191	333	2992-88.0														
Opp.	34	6925	934-2238	.417	360-537	.670	1283-37.7	690-na	472	607	123	240	2425-71.3														
Three-Point Field Goals (284-742, .383): Battier (79-178, .444); Williams (73-206, .354); James (46-122, .377); Dunleavy (34-97, .351); Carrawell (29-77, .377); Horvath (18-50, .360); Buckner (3-4, .750); Caldbeck (1-3, .333); Simpson (1-5, .200). Dunks (113): Boozer 40; Carrawell 23; Battier 15; James 13; Williams 6; Sanders 4; Christensen 3; Horvath 2. Charges Taken (36): Battier 20; Dunleavy 10; James 3; Boozer 1; Sanders 1; Williams 1. Forced Five-Second Calls (12): Williams 6; Carrawell 3; Dunleavy 1; James 1; Horvath 1.																											

2020-21 DUKE MEN'S BASKETBALL

2003-04															RECORD: 31-6; HOME: 14-1; AWAY: 8-2; NEUTRAL: 9-3									
Player	G	MP	FG-FGA	Pct	FT-FTA	Pct	Reb-Avg	PF-DO	Ast	TO	BS	St	Pts-Avg											
*Redick	37	1152	172-407	.423	143-150	.953	115-31	78-0	58	70	3	27	589-15.9											
*Deng	37	1149	210-442	.475	98-138	.710	255-6.9	82-0	68	83	39	49	558-15.1											
*Ewing	37	1131	151-362	.417	92-124	.742	96-2.6	107-5	69	64	5	62	468-12.6											
*Williams	37	963	164-280	.586	138-200	.690	314-8.5	120-6	34	87	111	36	468-12.6											
*Duhon	37	1311	138-308	.448	65-90	.772	150-4.1	76-1	225	104	7	80	370-10.0											
Randol.	37	709	94-159	.591	70-105	.667	168-4.5	109-3	20	51	61	26	260-7.0											
Dockery	27	571	46-112	.411	17-33	.515	50-1.4	64-1	47	26	1	56	112-3.0											
Thomp.	3	11	2-3	.667	3-4	.750	1-0.3	3-0	0	0	1	0	7-2.3											
Horvath	34	218	22-43	.512	19-33	.576	51-1.5	39-2	6	8	10	8	64-19											
Melchi.	27	145	13-33	.394	5-5	1.000	19-0.7	14-0	4	6	2	3	40-1.5											
Johnson	13	28	4-4	1.000	3-4	.750	6-0.5	1-0	1	1	0	1	11-0.8											
Borman	16	34	2-3	.667	2-4	.500	3-0.2	2-0	4	4	0	1	7-0.4											
Davidson	11	19	0-3	.000	0-0	.000	1-0.1	0-0	0	1	0	1	0-0.0											
Pagliuca	4	9	0-2	.000	0-0	.000	1-0.3	1-0	0	0	0	0	0-0.0											
TEAM	-	-	-	-	-	-	121-3.3	2	-	6	-	-	-											
Duke	37	7450	1018-2161	.471	655-890	.736	1351-36.5	399-18	536	511	240	340	2954-79.8											
Opp.	37	7450	876-2154	.407	478-689	.694	1265-34.2	776-na	436	637	124	244	2406-65.0											
Three-Point Field Goals (263-722, .364): Redick (102-258, .395); Ewing (74-180, .411); Deng (40-111, .360); Duhon (29-96, .302); Melchionni (9-25, .360); Randolph (2-10, .200); Borman (1-2, .500); Horvath (1-7, .143); Dockery (3-25, .120); Pagliuca (0-1, .000); Davidson (0-2, .000) Dunks (95): Williams 36, Deng 28, Randolph 25, Duhon 2, Horavth 2, Ewing 2. Charges Taken (47): Randolph 15; Redick 9; Deng 7; Duhon 7; Williams 4; Ewing 2; Melchionni 1; Dockery 1; Horvath 1. Forced Five-Second Calls (5): Duhon 3; Dockery 1; Randolph 1.																								

2004-05															RECORD: 27-6; HOME: 14-1; AWAY: 5-4; NEUTRAL: 8-1									
Player	G	MP	FG-FGA	Pct	FT-FTA	Pct	Reb-Avg	PF-DO	Ast	TO	BS	St	Pts-Avg											
*Redick	33	1231	202-495	.408	196-209	.938	108-3.3	37-0	86	82	2	35	721-21.8											
*Williams	33	1109	191-328	.582	131-198	.662	369-11.2	96-3	31	85	122	42	513-15.5											
*Ewing	33	1138	181-424	.427	74-107	.692	104-3.2	99-4	132	98	13	65	505-15.3											
*Melchi.	33	716	80-197	.406	36-56	.643	111-3.4	69-5	30	35	5	23	253-7.7											
*Nelson	33	634	66-165	.400	59-111	.532	150-4.5	63-2	27	47	9	28	206-6.2											
Dockery	27	720	52-109	.477	40-52	.769	76-2.8	81-4	61	40	8	43	168-6.2											
Randolph	29	548	46-117	.393	32-60	.533	125-4.3	89-4	27	30	44	30	127-4.4											
McClure	25	184	17-39	.436	8-15	.533	34-1.4	15-0	11	10	8	9	43-1.7											
Love	21	215	15-32	.469	3-7	.429	57-2.7	39-2	11	10	5	12	33-1.6											
Johnson	22	87	3-5	.600	2-2	1.000	25-1.1	17-0	4	2	4	0	8-0.4											
Davidson	18	32	0-2	.000	4-4	1.000	4-0.2	4-0	1	0	0	0	4-0.2											
Perkins	5	5	0-1	.000	0-0	.000	1-0.2	2-0	0	1	0	0	0-0.0											
Novick	2	0	0-0	.000	0-0	.000	0-0.0	1-0	0	0	0	0	0-0.0											
Pagliuca	5	6	0-1	.000	0-0	.000	0-0.0	0-0	0	0	0	0	0-0.0											
TEAM	-	-	-	-	-	-	97-2.9	2	-	14	-	-	-											
Duke	33	6625	853-1915	.445	585-821	.713	1261-38.2	612-24	421	454	220	287	2581-78.2											
Opp.	33	6625	783-2006	.390	459-643	.614	1208-36.6	698-na	328	511	132	247	2153-65.2											
Three-Point Field Goals (290-763, .380): Redick (121-300, .403); Ewing (69-199, .347); Melchionni (57-144, .396); Dockery (24-56, .429); Nelson (15-47, .319); Randolph (3-13, .231); McClure (1-3, .333); Love (0-1, .000). Dunks (74): Williams 30, Ewing 17, Randolph 14, Nelson 7, Love 4, McClure 2, Melchionni 2. Charges Taken (49): Randolph 22; Melchionni 6; Dockery 5; Redick 5; Love 4; Williams 3; Ewing 2; Nelson 1; McClure 1. Forced Five-Second Calls (7): Dockery 2; Nelson 2; Ewing 2; Redick 1.																								

2005-06															RECORD: 32-4; HOME: 14-1; AWAY: 9-2; NEUTRAL: 9-1									
Player	G	MP	FG-FGA	Pct	FT-FTA	Pct	Reb-Avg	PF-DO	Ast	TO	BS	St	Pts-Avg											
*Redick	36	1336	302-643	.470	221-256	.863	71-2.0	54-0	95	90	2	52	964-26.8											
*Williams	36	1198	237-411	.577	201-270	.744	384-10.7	114-2	39	89	137	60	677-18.8											
*McRoberts	36	883	115-190	.605	77-116	.664	189-5.3	107-3	53	51	46	41	312-8.7											
Nelson	24	517	61-134	.455	24-37	.649	82-3.4	49-1	29	42	3	20	171-7.1											
*Dockery	36	1069	93-200	.465	36-52	.692	108-3.0	89-1	94	48	4	61	256-7.1											
*Paulus	36	1163	72-193	.373	76-97	.784	101-2.8	79-2	187	118	0	56	242-6.7											
*Melchi.	36	717	64-176	.364	38-57	.667	116-3.2	76-1	33	26	5	35	206-5.7											
Pocius	28	172	16-33	.485	5-8	.625	8-0.3	20-1	13	12	0	8	42-1.5											
Boykin	26	70	8-17	.471	9-10	.900	20-0.8	16-0	2	7	4	2	25-1.0											
Boateng	20	50	6-7	.857	2-2	1.000	12-0.6	11-0	1	5	0	1	14-0.7											
Perkins	6	12	1-2	.500	0-0	.000	1-0.2	0-0	0	0	0	0	3-0.5											
Johnson	13	23	3-3	1.000	0-0	.000	4-0.3	6-0	0	2	1	0	6-0.5											
J.Davidson	10	11	1-2	.500	0-0	.000	1-0.1	0-0	0	1	0	1	3-0.3											
Pagliuca	1	4	0-0	.000	0-0	.000	0-0.0	0-0	0	0	0	0	0-0.0											
TEAM				-		-	107-3.0	0	-	5	-	-	-											
Duke	36	7225	979-2011	.487	689-905	.761	1204-33.4	621-11	546	496	202	337	2921-81.1											
Opp.	36	7225	951-2215	.429	408-612	.667	1301-36.1	760-na	438	582	133	258	2453-68.1											
Three-Point Field Goals (274-709, .386): Redick (139-330, .412); Melchionni (40-125, .320); Dockery (34-86, .395); Nelson (25-61, .404); Paulus (22-70, .314); McRoberts (5-13, .385); Pocius (5-16, .312); Williams (2-6, .333); J. Davidson (11, 1.000); Perkins (11, 1.000). Dunks (79): Williams 58, McRoberts 54, Nelson 5, Boateng 2, Redick 2, Melchionni 1. Charges Taken (30): Redick 12; Melchionni 11; Williams 7; Paulus 5; Pocius 4; Dockery 4; Nelson 4; McRoberts 1. Forced Five-Second Calls (9): Dockery 3; Paulus 3; Nelson 2, TEAM 1.																								

## MEDIA GUIDE

2009-10															RECORD: 35-5; HOME: 17-0; AWAY: 5-5; NEUTRAL: 13-0									
Player	G	MP	FG-FGA	Pct	FT-FTA	Pct	Reb-Avg	PF-DO	Ast	TO	BS	St	Pts-Avg											
*Scheyer	40	1470	212-531	.399	194-221	.878	144-3.6	54-0	194	65	10	65	728-18.2											
*Singler	40	1436	228-550	.415	166-208	.798	280-7.0	86-1	96	79	32	41	707-17.7											
*Smith	38	1349	239-542	.441	122-159	.767	106-2.8	66-0	114	69	9	45	660-17.4											
Zoubek	40	746	90-141	.638	43-78	.551	309-7.7	138-8	39	48	31	27	223-5.6											
*Mi.Plumlee	40	654	83-148	.561	39-59	.661	197-4.9	103-3	12	43	26	20	206-5.2											
*Thomas	40	1013	68-155	.439	55-74	.743	194-4.9	121-4	36	61	8	24	191-4.8											
Dawkins	38	477	54-136	.397	25-34	.735	43-1.1	36-1	13	15	2	11	169-4.4											
Ma.Plumlee	34	480	49-106	.462	25-46	.543	105-3.1	73-1	30	32	30	18	125-3.7											
Cyz	6	61	7-12	.583	0-0	.000	12-2.0	4-0	5	3	0	2	15-2.5											
Kelly	35	227	16-45	.356	4-6	.667	38-1.1	34-0	13	8	14	8	41-1.2											
Davidson	21	55	1-5	.200	6-10	.600	5-0.2	6-0	3	3	0	1	9-0.4											
Johnson	14	24	1-3	.333	3-4	.750	3-0.2	0-0	0	0	0	2	5-0.4											
Peters	7	8	0-0	.000	0-0	.000	1-0.1	0-0	0	1	0	0	0-0.0											
Zafirovski	0	0	0-0	.000	0-0	.000	0-0.0	0-0	0	0	0	0	0-0.0											
TEAM	-	-	-	-	-	-	123-3.2	-	-	12	-	-	-											
Duke	40	8000	1048-2374	.441	682-899	.759	1560-39.0	721-18	555	439	162	264	3079-77.0											
Opp.	40	8000	883-2202	.401	515-749	.688	1310-32.8	781-17	432	566	155	210	2439-61.0											
Three-Point Field Goals (301-782, .385): Scheyer (110-287, .383), Singler (85-213, .399), Smith (60-153, .392), Dawkins (36-95, .379), Kelly (5-19, .263), Ma.Plumlee (2-8, .250), Mi.Plumlee (1-1, 1.000), Davidson (1-2, .500), Cyz (1-4, .250). Dunks (86): Mi.Plumlee 33, Ma.Plumlee 24, Smith 9, Thomas 7, Singler 4, Czyz 3, Kelly 2, Zoubek 2, Dawkins 2. Charges Taken (54): Thomas 16, Zoubek 16, Singler 7, Scheyer 6, Kelly 4, Smith 4, Mi.Plumlee 1. Forced Five-Second Calls (3): Smith 2, TEAM 1.																								

2010-11															RECORD: 32-5; HOME: 17-0; AWAY: 6-4; NEUTRAL: 9-1									
Player	G	MP	FG	FGA	Pct	FT	FTA	Pct	Reb	Avg	PF	DO	Ast	TO	BS	St	Pts	Avg						
*Smith	37	1259	260	568	.458	187	230	.813	166	4.5	72	0	189	118	3	45	764	20.6						
Irving	11	303	55	104	.529	64	71	.901	37	3.4	23	0	47	27	6	16	192	17.5						
*Singler	37	1286	219	509	.430	125	155	.806	253	6.8	98	1	60	70	12	34	625	16.9						
*Curry	37	924	101	239	.423	67	85	.788	67	1.8	63	2	74	35	5	52	333	9.0						
Dawkins	37	778	100	208	.481	34	43	.791	70	1.9	59	1	21	28	4	21	298	8.1						
*Ma.Plumlee	37	949	112	189	.593	41	93	.441	309	8.4	96	5	58	71	62	33	265	7.2						
*Kelly	37	743	95	184	.516	33	41	.805	138	3.7	77	0	31	30	51	25	245	6.6						
Mi.Plumlee	37	628	72	139	.518	32	54	.593	181	4.9	88	2	13	35	17	22	176	4.8						
Thornton	34	337	13	29	.448	26	31	.839	22	0.6	53	2	33	22	1	16	56	1.6						
Hairston	27	165	13	36	.361	13	23	.565	33	1.2	26	0	3	8	1	4	39	1.4						
Zafirovski	5	11	0	1	.000	0	0	.000	0	0.0	1	0	0	0	0	0	0	0.0						
Peters	10	17	0	0	.000	0	0	.000	3	0.3	0	0	0	0	0	1	0	0.0						
TEAM	-	-	-	-	-	-	-	-	120	3.2	1	0	-	3	-	-	-	-						
Duke	37	7400	1040	2206	.471	622	826	.753	1399	37.8	657	13	529	447	162	269	2993	80.9						
Opp.	37	7400	896	2212	.405	426	655	.650	1299	35.1	745	18	438	546	105	219	2394	64.7						
Three-Point Field Goals (291-778, .374): Irving (8-39, .462), Curry (64-147, .435), Dawkins (64-150, .427), Smith (57-163, .350), Singler (62-193, .321), Kelly (22-69, .319), Thornton (4-15, .267), Ma.Plumlee (0-2, .000), Dawkins (11-4), Ma.Plumlee 46, Mi.Plumlee 23, Smith 19, Kelly 14, Dawkins 6, Singler 4, Hairston 2. Charges Taken (61): Kelly 19, Singler 18, Thornton 7, Mi.Plumlee 4, Curry 3, Hairston 3, Ma.Plumlee 3, Smith 3, Dawkins 1. Forced Five-Second Calls (3): Smith 2, TEAM 1.																								

2011-12															RECORD: 27-7; HOME: 13-3; AWAY: 8-1; NEUTRAL: 6-3									
Player	G	MP	FG-FGA	Pct	FT-FTA	Pct	Reb-Avg	PF-DO	Ast	TO	BS	St	Pts-Avg											
*Rivers	34	1129	174-402	.433	121-184	.658	115-3.4	76-2	71	79	1	33	527-15.5											
*Curry	34	1026	141-336	.420	103-118	.873	89-2.6	73-2	83	69	7	43	449-13.2											
*Kelly	31	803	107-241	.444	113-140	.807	167-5.4	71-1	35	43	31	24	367-11.8											
*Ma.Plumlee	34	964	143-250	.572	93-176	.528	312-9.3	86-1	55	74	55	26	379-11.1											
Dawkins	34	760	92-230	.400	34-46	.739	70-2.1	62-0	20	27	2	14	285-8.4											
Mi.Plumlee	34	692	89-146	.610	48-76	.632	242-7.1	78-3	18	42	32	18	226-6.6											
Cook	33	387	47-116	.405	38-49	.776	34-1.0	26-0	63	18	2	14	146-4.4											
*Thornton	34	717	39-103	.379	33-44	.750	63-1.9	95-4	69	34	0	31	138-4.1											
Hairston	29	246	31-69	.449	16-24	.667	42-1.4	39-1	5	15	4	4	78-2.7											
Gbinije	19	111	11-20	.550	7-7	1.000	16-0.8	19-0	3	8	1	3	33-1.7											
Zafirovski	5	10	0-2	.000	0-0	.000	2-0.4	1-0	1	1	1	0	0-0.0											
TEAM	-	-	-	-	-	-	97-2.9	-	-	5	-	-	-											
Duke	34	6850	874-1915	.456	606-864	.701	1249-36.7	626-14	423	415	136	210	2628-77.3											
Opp.	34	6850	864-1996	.433	453-657	.689	1159-34.1	708-24	380	434	89	194	2334-68.6											
Three-Point Field Goals (274-739, .371): Kelly (40-98, .408), Gbinije (4-10, .400), Dawkins (6-17, .392), Curry (64-167, .383), Rivers (58-159, .365), Thornton (27-77, .351), Cook (14-56, .250), Hairston (0-1, .000), <b>Dunks (112):</b> Ma. Plumlee 60, Mi. Plumlee 27, Kelly 12, Dawkins 5, Rivers 4, Hairston 2, Gbinije 2, <b>Charges Taken (38):</b> Kelly 14, Thornton 10, Curry 5, Hairston 3, Mi. Plumlee 2, Ma. Plumlee 2, Cook 1, Dawkins 1. <b>Forced Five-Second Calls (2):</b> Cook 1, Rivers 1.																								



2017-18														RECORD: 29-8; HOME: 15-1; AWAY: 6-5; NEUTRAL: 8-2											
Player	G	MP	FG-FGA	Pct	FT-FTA	Pct	Reb-Avg	PF-DQ	Ast	TO	BS	St	Pts-Avg												
*Bagley III	33	1118	270-440	.614	131-209	.627	366-11.1	60-1	50	75	29	27	694-21.0												
*Allen	37	1319	181-433	.418	108-127	.850	123-3.3	79-1	172	79	2	64	572-15.5												
*Trent Jr.	37	1253	177-427	.415	85-97	.876	157-4.2	62-0	52	38	5	43	536-14.5												
*Carter Jr.	37	997	179-319	.561	124-168	.738	335-9.1	105-4	74	75	76	30	501-13.5												
*Duval	37	1103	148-346	.428	53-89	.596	73-2.0	89-3	207	102	5	54	380-10.3												
Bolden	29	373	48-78	.615	16-27	.593	104-3.6	40-0	17	16	28	9	112-3.9												
DeLaurier	33	419	45-70	.643	21-38	.553	131-4.0	74-5	16	23	19	21	112-3.4												
O'Connell	36	373	42-88	.477	14-19	.737	50-1.4	16-0	19	16	4	11	120-3.3												
Tucker	2	14	2-4	.500	1-2	.500	1-0.5	0-0	0	2	0	0	6-3.0												
Robinson	17	82	8-19	.421	1-4	.250	11-0.6	7-0	2	5	9	0	23-1.4												
Goldwire	26	169	9-28	.321	3-4	.750	12-0.5	19-0	24	7	0	9	26-1.0												
Vrankovic	14	66	6-12	.500	2-4	.500	15-1.1	11-0	7	4	2	0	14-1.0												
White	28	159	9-22	.409	2-2	1.000	42-1.5	11-0	7	7	6	7	22-0.8												
Buckmire	4	5	1-2	.500	1-1	1.000	2-0.5	1-0	1	0	0	0	3-0.8												
TEAM	-	-	-	-	-	-	100-2.7	1	-	11	-	-	-												
Duke	37	7450	1125-2288	.492	562-791	.710	1522-41.1	575-14	648	460	185	275	3121-84.4												
Opp.	37	7450	957-2364	.405	383-526	.728	1222-33.0	672-0	537	454	97	210	2576-69.6												
Three-Point Field Goals (309-831, .372): Allen (102-276, .370), Trent (97-241, .402), Duval (31-107, .290), Bagley (23-58, .397), O'Connell (22-45, .489), Carter (19-46, .413), Robinson (6-17, .353), Goldwire (5-19, .263), White (2-12, .167), DeLaurier (1-8, .125), Tucker (1-2, .500), Bolden (0-0, .000), Buckmire (0-0, .000), Vrankovic, (0-0, .000), Dunks (235): Bagley 98, Carter 58, Allen 19, Bolden 17, DeLaurier 16, Duval 13, Trent 6, White 5, O'Connell 3, Robinson 1. Charges Taken (18): Allen 9, Bagley 3, Duval 2, Carter 2, O'Connell 1, DeLaurier 1.																									

2018-19														RECORD: 32-6; HOME: 15-2; AWAY: 7-2; NEUTRAL: 10-2									
Player	G	MP	FG-FGA	Pct	FT-FTA	Pct	Reb-Avg	PF-DQ	Ast	TO	BS	St	Pts-Avg										
*Barrett <td>38</td> <td>1341</td> <td>319-702</td> <td>.454</td> <td>149-224</td> <td>.665</td> <td>289-7.6</td> <td>70-1</td> <td>164</td> <td>123</td> <td>16</td> <td>34</td> <td>860-22.6</td> <td colspan="10"></td>	38	1341	319-702	.454	149-224	.665	289-7.6	70-1	164	123	16	34	860-22.6										
*Williamson33	99	296	435	.680	130-203	.640	293-8.9	68-1	68	78	59	70	746-22.6										
*Reddish	36	1068	154-432	.356	88-114	.772	133-3.7	86-0	70	96	21	56	485-13.5										
*Jones	36	1230	132-319	.414	47-62	.758	135-3.8	56-0	192	53	6	68	338-9.4										
*Bolden	35	669	66-114	.579	53-73	.726	156-4.5	73-0	16	25	58	19	185-5.3										
O'Connell	36	505	55-123	.447	19-25	.760	67-1.9	19-0	21	29	0	20	159-4.4										
White	35	715	47-131	.359	23-27	.852	166-4.7	64-2	26	23	37	22	144-4.1										
DeLaurier	38	618	59-79	.747	28-50	.560	166-4.4	101-2	17	32	50	33	146-3.8										
Vrankovic	17	90	7-14	.500	9-16	.563	22-1.3	15-0	6	3	5	2	23-1.4										
Robinson	17	58	8-13	.615	0-1	.000	9-0.5	7-0	1	3	4	2	20-1.2										
Besser	4	11	1-6	.167	2-2	1.000	3-0.8	1-0	1	1	0	0	4-1.0										
Goldwire	35	300	12-44	.273	3-6	.500	27-0.8	30-0	23	12	0	20	30-0.9										
Baker	4	18	1-4	.250	0-0	.000	4-1.0	5-0	0	2	1	0	3-0.8										
Buckmire	4	12	0-2	.000	0-0	.000	4-1.0	0-0	1	1	0	0	0-0.0										
TEAM	-	-	-	-	-	-	93-2.4	-	-	7	-	-	-										
Duke	38	7625	1157-2418	.478	551-803	.686	1567-41.2	595-6	606	488	257	346	3143-82.7										
Opp.	38	7625	960-2415	.398	403-579	.696	1347-35.4	660-0	478	540	121	243	2576-67.8										
Three-Point Field Goals (278-903, .308): Reddish (89-267, .333), Barrett (73-237, .308), O'Connell (30-80, .375), White (27-97, .278), Jones (27-103, .262), Williamson (24-71, .338), Robinson (4-9, .444), Goldwire (3-25, .120), Baker (1-2, .500), Bolden (0-7, .000), DeLaurier (0-1, .000), Vrankovic (0-0, .000), Besser (0-4, .000), Buckmire, (0-0, .000), Dunks (191): Williamson 72, Barrett 38, Bolden 33, DeLaurier 28, White 8, Reddish 6, Robinson 3, O'Connell 3. Charges Taken (24): Jones 10, DeLaurier 8, Barrett 4, Goldwire 2.																							

2019-20														RECORD: 25-6; HOME: 15-2; AWAY: 7-4; NEUTRAL: 3-0									
Player	G	MP	FG-FGA	Pct	FT-FTA	Pct	Reb-Avg	PF-DQ	Ast	TO	BS	St	Pts-Avg										
*Carey Jr.	31	770	199-345	.577	146-218	.670	272-8.8	85-4	30	63	49	22	552-17.8										
*Jones	29	1028	162-383	.423	108-140	.771	123-4.2	51-0	185	78	10	51	471-16.2										
*Stanley	29	796	128-270	.474	77-105	.733	141-4.9	63-2	30	55	21	20	364-12.6										
*Hurt	31	639	110-226	.487	40-54	.741	117-3.8	58-1	27	26	23	14	302-9.7										
Moore Jr.	25	601	64-154	.416	54-67	.806	106-4.2	53-1	47	61	6	22	186-7.4										
O'Connell	29	386	60-148	.405	11-18	.611	65-2.2	21-0	22	22	2	22	152-5.2										
Baker	28	338	50-122	.410	11-12	.917	24-0.9	47-0	21	15	6	14	139-5.0										
*Goldwire	31	746	58-119	.487	14-22	.636	77-2.5	47-0	70	27	5	47	147-4.7										
DeLaurier	31	411	41-74	.554	26-40	.650	110-3.5	70-3	16	23	27	19	109-3.5										
White	30	467	31-80	.388	13-18	.722	86-2.9	44-0	23	22	22	22	92-3.1										
Robinson	15	102	16-31	.516	1-2	.500	22-1.5	18-1	7	3	17	5	42-2.8										
Buckmire	8	16	1-5	.200	0-0	.000	7-0.9	0-0	1	1	0	0	2-0.3										
TEAM	-	-	-	-	-	-	94-3.0	-	-	13	-	-	-										
Duke	31	6300	920-1957	.470	501-696	.720	1244-40.1	557-12	479	409	188	258	2558-82.5										
Opp.	31	6300	784-1879	.417	389-580	.671	1067-34.4	588-0	367	464	121	225	2107-68.0										
Three-Point Field Goals (217-617, .352): Carey Jr. 42 (107, .393), Jones (39-108, .361), Stanley (31-86, .360), Baker (28-71, .394), O'Connell (21-77, .273), Goldwire (17-48, .354), White (17-52, .327), Robinson (9-21, .429), Carey Jr. (8-21, .381), Moore Jr. (4-19, .211), DeLaurier (1-6, .167), Buckmire (0-1, .000). <b>Dunks (114):</b> Carey Jr. 43, Stanley 32, Hurt 9, O'Connell 9, DeLaurier 8, Robinson 6, White 4, Moore Jr. 3. <b>Charges Taken (27):</b> Carey Jr. 6, Jones 4, Moore Jr. 3, DeLaurier 3, Baker 3, Stanley 2, White 2, Goldwire 1, Hurt 1, O'Connell 1.																							

## Annual Statistical Leaders

▲ - ACC annual statistical champion in that category

### POINTS

1929	Joe Croson (So)	173
1930	Joe Croson (Jr)	189
1931	Joe Croson (Sr)	196
1932	James Thompson (So)	180
1933	James Thompson (Jr)	208
1934	James Thompson (Sr)	231
1935	Charles Kunkle (Jr)	124
1936	Kenneth Podger (Jr)	168
1937	Kenneth Podger (Sr)	196
1938	Edwin Swindell (Jr)	206
1939	Edwin Swindell (Sr)	190
1940	Bill Mock (Jr)	184
1941	Charles Holley (Sr)	203
1942	Cedric Loftis (Jr)	200
1943	Gordon Carver (So)	309
1944	Gordon Carver (Jr)	297
1945	Bill Sapp	221
1946	Ed Koffenberger (Jr)	317
1947	Ed Koffenberger (Sr)	416
1948	Corren Youmans (So)	329
1949	Corren Youmans (Jr)	254
1950	Corren Youmans (Sr)	352
1951	Dick Groat (Jr)	831
1952	Dick Groat (Sr)	780
1953	Bernie Janicki (Jr)	436
1954	Bernie Janicki (Sr)	364
1955	Ronnie Mayer (Jr)	607
1956	Ronnie Mayer (Sr)	553
1957	Jim Newcome (Jr)	347
1958	Jim Newcome (Sr)	331
1959	Carroll Youngkin (So)	399
1960	Howard Hurt (Jr)	376
1961	Art Heyman (So)	629
1962	Art Heyman (Jr)	608
▲ 1963	Art Heyman (Sr)	747
1964	Jeff Mullins (Sr)	750
1965	Bob Verga (So)	534
1966	Jack Marin (Sr)	558
▲ 1967	Bob Verga (Sr)	705
1968	Mike Lewis (Sr)	608
1969	Randy Denton (So)	486
1970	Randy Denton (Jr)	560
1971	Randy Denton (Sr)	612
1972	Chris Redding (So)	385
1973	Chris Redding (Jr)	440
1974	Bob Fleischer (Jr)	407
1975	Bob Fleischer (Sr)	447
1976	Tate Armstrong (Jr)	654
1977	Jim Spanarkel (So)	519
1978	Jim Spanarkel (Jr)	708
1979	Mike Gminski (Jr)	565
1980	Mike Gminski (Sr)	704
▲ 1981	Gene Banks (Sr)	499
▲ 1982	Vince Taylor (Sr)	549
1983	Johnny Dawkins (Fr)	506
1984	Johnny Dawkins (So)	659
1985	Johnny Dawkins (Jr)	582
1986	Johnny Dawkins (Sr)	809
1987	Danny Ferry (So)	461
▲ 1988	Danny Ferry (Jr)	667
▲ 1989	Danny Ferry (Sr)	791
1990	Phil Henderson (Sr)	683
1991	Christian Laettner (Jr)	771
1992	Christian Laettner (Sr)	751
1993	Bobby Hurley (Sr)	545
1994	Grant Hill (Sr)	591
1995	Cherokee Parks (Sr)	589
1996	Jeff Capel (Jr)	514
1997	Trajan Langdon (So)	473
1998	Roshown McLeod (Sr)	549
1999	Elton Brand (So)	691
2000	Shane Battier (Jr)	593
▲ 2001	Jason Williams (So)	841
▲ 2002	Jason Williams (Jr)	746
2003	Dahntay Jones (Sr)	583
2004	J.J. Redick (So)	589
▲ 2005	J.J. Redick (Jr)	721
▲ 2006	J.J. Redick (Sr)	964
2007	Demarcus Nelson (Jr)	465
2008	DeMarcus Nelson (Sr)	494

2009	Gerald Henderson (Jr)	610
2010	Jon Scheyer (Sr)	728
▲ 2011	Nolan Smith (Sr)	764
2012	Austin Rivers (Fr)	527
2013	Mason Plumlee (Sr)	615
2014	Jabari Parker (Fr)	670
▲ 2015	Jahlil Okafor (Fr)	657
2016	Grayson Allen (So)	779
2017	Luke Kennard (So)	722
2018	Marvin Bagley III (Fr)	694
▲ 2019	RJ Barrett (Fr)	860
2020	Vernon Carey Jr. (Fr)	552

### POINTS PER GAME

1929	Joe Croson (So)	8.7
1930	Joe Croson (Jr)	9.5
1931	Joe Croson (Sr)	9.3
1932	James Thompson (So)	7.2
1933	James Thompson (Jr)	9.5
1934	James Thompson (Sr)	9.6
1935	Charles Kunkle (Jr)	4.8
1936	Kenneth Podger (Jr)	6.5
1937	Kenneth Podger (Sr)	8.5
1938	Edwin Swindell (Jr)	8.6
1939	Edwin Swindell (Sr)	8.6
1940	Bill Mock (Jr)	7.1
1941	Charles Holley (Sr)	9.2
1942	Cedric Loftis (Jr)	8.3
1943	Gordon Carver (So)	11.9
1944	Gordon Carver (Jr)	13.3
1945	Bill Sapp	11.6
1946	Ed Koffenberger (Jr)	11.7
1947	Ed Koffenberger (Sr)	15.4
1948	Corren Youmans (So)	12.1
1949	Corren Youmans (Jr)	11.5
1950	Corren Youmans (Sr)	11.8
1951	Dick Groat (Jr)	25.2
1952	Dick Groat (Sr)	26.0
1953	Bernie Janicki (Jr)	16.8
1954	Bernie Janicki (Sr)	13.5
1955	Ronnie Mayer (Jr)	21.7
1956	Ronnie Mayer (Sr)	22.1
1957	Jim Newcome (Jr)	14.5
1958	Jim Newcome (Sr)	13.2
1959	Carroll Youngkin (So)	15.9
1960	Howard Hurt (Jr)	13.4
	Carroll Youngkin (Jr)	13.4
1961	Art Heyman (So)	25.2
1962	Art Heyman (Jr)	25.3
▲ 1963	Art Heyman (Sr)	24.9
1964	Jeff Mullins (Sr)	24.2
1965	Bob Verga (So)	21.4
1966	Jack Marin (Sr)	18.9
▲ 1967	Bob Verga (Sr)	26.1
1968	Mike Lewis (Sr)	21.7
1969	Randy Denton (So)	17.4
1970	Randy Denton (Jr)	21.5
1971	Randy Denton (Sr)	20.4
1972	Richie O'Conner (Jr)	15.4
1973	Chris Redding (Jr)	16.9
1974	Bob Fleischer (Jr)	15.7
1975	Bob Fleischer (Sr)	17.2
1976	Tate Armstrong (Jr)	24.2
1977	Tate Armstrong (Sr)	22.7
1978	Jim Spanarkel (Jr)	20.8
1979	Mike Gminski (Jr)	18.8
1980	Mike Gminski (Sr)	21.3
▲ 1981	Gene Banks (Sr)	18.5
▲ 1982	Vince Taylor (Sr)	20.3
1983	Johnny Dawkins (Fr)	18.1
1984	Johnny Dawkins (So)	19.4
1985	Johnny Dawkins (Jr)	18.8
1986	Johnny Dawkins (Sr)	20.2
1987	Danny Ferry (So)	14.0
▲ 1988	Danny Ferry (Jr)	19.1
▲ 1989	Danny Ferry (Sr)	22.6
1990	Phil Henderson (Sr)	18.5
1991	Christian Laettner (Jr)	19.8
1992	Christian Laettner (Sr)	21.5
1993	Grant Hill (Jr)	18.0
1994	Grant Hill (Sr)	17.4
1995	Cherokee Parks (Sr)	19.0
1996	Jeff Capel (Jr)	16.6

1997	Trajan Langdon (So)	14.3
1998	Roshown McLeod (Sr)	15.3
1999	Elton Brand (So)	17.7
2000	Shane Battier (Jr)	17.4
▲ 2001	Jason Williams (So)	21.6
▲ 2002	Jason Williams (Jr)	21.3
2003	Dahntay Jones (Sr)	17.7
2004	J.J. Redick (So)	15.9
▲ 2005	J.J. Redick (Jr)	21.8
▲ 2006	J.J. Redick (Sr)	26.8
2007	DeMarcus Nelson (Jr)	14.1
2008	DeMarcus Nelson (Sr)	14.5
2009	Gerald Henderson (Jr)	16.5
	Kyle Singler (So)	16.5
2010	Jon Scheyer (Sr)	18.2
▲ 2011	Nolan Smith (Sr)	20.6
2012	Austin Rivers (Fr)	15.5
2013	Seth Curry (Sr)	17.5
2014	Jabari Parker (Fr)	19.1
2015	Jahlil Okafor (Fr)	17.3
2016	Grayson Allen (So)	21.6
2017	Luke Kennard (So)	19.5
2018	Marvin Bagley III (Fr)	21.0
▲ 2019	RJ Barrett (Fr)	22.6
▲	Zion Williamson (Fr)	22.6
2020	Vernon Carey Jr. (Fr)	17.8

### FIELD GOALS MADE

1943	Gordon Carver (So)	147
1944	William Wright (So)	129
1946	Ed Koffenberger (Jr)	118
1947	Ed Koffenberger (Sr)	162
1948	Corren Youmans (So)	132
1949	Corren Youmans (Jr)	98
1950	Corren Youmans (Sr)	146
1951	Dick Groat (Jr)	285
1952	Dick Groat (Sr)	288
1953	Bernie Janicki (Jr)	155
1954	Bernie Janicki (Sr)	140
1955	Ronnie Mayer (Jr)	217
1956	Ronnie Mayer (Sr)	195
1957	Jim Newcome (Jr)	148
1958	Bob Vernon (Sr)	130
1959	Carroll Youngkin (So)	136
1960	Howard Hurt (Jr)	146
1961	Art Heyman (So)	229
1962	Art Heyman (Jr)	219
1963	Art Heyman (Sr)	265
1964	Jeff Mullins (Sr)	300
1965	Bob Verga (So)	229
1966	Jack Marin (Sr)	221
1967	Bob Verga (Sr)	283
1968	Mike Lewis (Sr)	230
1969	Randy Denton (So)	212
1970	Randy Denton (Jr)	237
1971	Randy Denton (Sr)	244
1972	Chris Redding (So)	124
1973	Gary Melchionni (Sr)	165
1974	Bob Fleischer (Jr)	163
1975	Bob Fleischer (Sr)	178
1976	Tate Armstrong (Jr)	265
1977	Mike Gminski (Fr)	175
1978	Mike Gminski (So)	246
1979	Mike Gminski (Jr)	218
1980	Mike Gminski (Sr)	262
1981	Gene Banks (Sr)	202
1982	Vince Taylor (Sr)	217
1983	Johnny Dawkins (Fr)	207
1984	Johnny Dawkins (So)	263
1985	Johnny Dawkins (Jr)	225
1986	Johnny Dawkins (Sr)	331
1987	Danny Ferry (So)	172
1988	Danny Ferry (Jr)	247
1989	Danny Ferry (Sr)	300
1990	Phil Henderson (Sr)	251
1991	Christian Laettner (Jr)	271
1992	Christian Laettner (Sr)	254
1993	Grant Hill (Jr)	185
1994	Grant Hill (Sr)	218
1995	Cherokee Parks (Sr)	222
1996	Jeff Capel (Jr)	185
1997	Jeff Capel (Sr)	142
	Roshown McLeod (Jr)	142

1998	Roshown McLeod (Sr)	196
1999	Elton Brand (So)	255
2000	Chris Carrawell (Sr)	205
2001	Jason Williams (So)	285
2002	Jason Williams (Jr)	249
2003	Dahntay Jones (Sr)	198
2004	Luol Deng (Fr)	210
2005	J.J. Redick (Jr)	202
2006	J.J. Redick (Sr)	302
2007	DeMarcus Nelson (Jr)	174
2008	DeMarcus Nelson (Sr)	172
2009	Gerald Henderson (Jr)	213
2010	Nolan Smith (Jr)	239
2011	Nolan Smith (Sr)	260
2012	Austin Rivers (Fr)	174
2013	Mason Plumlee (Sr)	221
2014	Jabari Parker (Fr)	236
2015	Jahlil Okafor (Fr)	279
2016	Grayson Allen (So)	239
2017	Luke Kennard (So)	237
2018	Marvin Bagley III (Fr)	270
2019	RJ Barrett (Fr)	319
2020	Vernon Carey Jr. (Fr)	199

### FIELD GOAL ATTEMPTS

1949	Corren Youmans (Jr)	329
1950	Corren Youmans (Sr)	449
1951	Dick Groat (Jr)	713
1952	Dick Groat (Sr)	700
1953	Bernie Janicki (Jr)	411
1954	Bernie Janicki (Sr)	385
1955	Ronnie Mayer (Jr)	509
1956	Ronnie Mayer (Sr)	452
1957	Jim Newcome (Jr)	360
1958	Jim Newcome (Sr)	321
1959	Howard Hurt (So)	379
1960	Howard Hurt (Jr)	355
1961	Art Heyman (Sr)	448
1962	Art Heyman (Jr)	506
1963	Art Heyman (Sr)	586
1964	Jeff Mullins (Sr)	613
1965	Bob Verga (So)	431
1966	Jack Marin (Sr)	451
1967	Bob Verga (Sr)	614
1968	Mike Lewis (Sr)	418
1969	Randy Denton (So)	425
1970	Randy Denton (Jr)	437
1971	Randy Denton (Sr)	433
1972	Chris Redding (So)	265
1973	Gary Melchionni (Sr)	366
1974	Bob Fleischer (Jr)	312
1975	Pete Kramer (Sr)	312
1976	Tate Armstrong (Jr)	507
1977	Mike Gminski (Fr)	340
1978	Jim Spanarkel (Jr)	460
1979	Mike Gminski (Jr)	420
1980	Mike Gminski (Sr)	487
1981	Gene Banks (Sr)	350
1982	Vince Taylor (Sr)	419
1983	Johnny Dawkins (Fr)	414
1984	Johnny Dawkins (So)	547
1985	Johnny Dawkins (Jr)	455
1986	Johnny Dawkins (Sr)	603
1987	Danny Ferry (So)	383
1988	Danny Ferry (Jr)	519
1989	Danny Ferry (Sr)	575
1990	Phil Henderson (Sr)	531
1991	Christian Laettner (Jr)	471
1992	Christian Laettner (Sr)	442
1993	Thomas Hill (Sr)	384
1994	Grant Hill (Sr)	472
1995	Cherokee Parks (Sr)	443
1996	Jeff Capel (Jr)	492
1997	Jeff Capel (Sr)	309
1998	Roshown McLeod	397
1999	William Avery (So)	416
2000	Jason Williams (Fr)	427
2001	Jason Williams (So)	603
2002	Jason Williams (Jr)	545
2003	Dahntay Jones (Sr)	198
2004	Luol Deng (Fr)	442
2005	J.J. Redick (Jr)	495
2006	J.J. Redick (Sr)	643

## 2020-21 DUKE MEN'S BASKETBALL

2007	DeMarcus Nelson (Jr)	364
2008	DeMarcus Nelson (Sr)	351
2009	Gerald Henderson (Jr)	450
2010	Kyle Singler (Jr)	550
2011	Nolan Smith (Sr)	568
2012	Austin Rivers (Fr)	402
2013	Seth Curry (Sr)	424
2014	Jabari Parker (Fr)	499
2015	Quinn Cook (Sr)	439
2016	Grayson Allen (So)	513
2017	Luke Kennard (So)	485
2018	Marvin Bagley III (Fr)	440
2019	RJ Barrett (Fr)	702
2020	Tre Jones (So)	383

### FIELD GOAL PERCENTAGE

1949	Ben Collins (Sr)	.327
1950	Dick Groat (So)	.426
1951	Dick Groat (Jr)	.400
1952	Dick Groat (Sr)	.411
1953	Rudy Lacy (Jr)	.528
1954	Rudy Lacy (Sr)	.433
1955	Junior Morgan (Jr)	.440
1956	Ronnie Mayer (Sr)	.431
1957	Hayes Clement (Jr)	.414
1958	Paul Schmidt (Sr)	.523
▲ 1959	Carroll Youngkin (So)	.512
▲ 1960	Carroll Youngkin (Jr)	.533
▲ 1961	Carroll Youngkin (Sr)	.577
1962	Jeff Mullins (So)	.514
▲ 1963	Jay Buckley (Jr)	.600
1964	Jay Buckley (Sr)	.590
▲ 1965	Jack Marin (Jr)	.546
1966	Mike Lewis (So)	.595
1967	Mike Lewis (Jr)	.532
1968	Mike Lewis (Sr)	.550
1969	Fred Lind (Sr)	.546
▲ 1970	Larry Saunders (Jr)	.636
1971	Randy Denton (Sr)	.564
1972	Alan Shaw (Jr)	.601
1973	Chris Redding (Jr)	.534
1974	Bob Fleischer (Jr)	.522
▲ 1975	Bob Fleischer (Sr)	.620
1976	Jim Spanarkel (Fr)	.548
1977	Jim Spanarkel (So)	.555
1978	Kenny Dennard (Fr)	.551
1979	Mike Gminski (Jr)	.519
1980	Kenny Dennard (Jr)	.550
1981	Gene Banks (Sr)	.577
1982	Chip Engelland (Jr)	.530
1983	Jay Bilas (Fr)	.553
1984	Mark Alarie (So)	.575
1985	Jay Bilas (Jr)	.599
1986	Jay Bilas (Sr)	.594
1987	John Smith (So)	.576
1988	Robert Brickley (So)	.538
1989	Christian Laettner (Fr)	.723
1990	Alaa Abdelnaby (Sr)	.620
▲ 1991	Christian Laettner (Jr)	.575
1992	Grant Hill (So)	.611
▲ 1993	Cherokee Parks (So)	.652
1994	Antonio Lang (Sr)	.588
1995	Erik Meek (Sr)	.621
1996	Greg Newton (Jr)	.568
1997	Chris Carrawell (Fr)	.576
1998	Elton Brand (Fr)	.592
▲ 1999	Elton Brand (So)	.620
2000	Carlos Boozer (Fr)	.614
▲ 2001	Carlos Boozer (So)	.604
▲ 2002	Carlos Boozer (Jr)	.665
2003	Shelden Williams (Fr)	.516
2004	Shavlik Randolph (So)	.591
2005	Shelden Williams (Jr)	.582
2006	Josh McRoberts (Fr)	.605
2007	Josh McRoberts (So)	.502
2008	DeMarcus Nelson (Sr)	.490
2009	Gerald Henderson (Jr)	.450
2010	Brian Zoubek (Sr)	.638
2011	Mason Plumlee (So)	.593
2012	Miles Plumlee (Sr)	.610
2013	Mason Plumlee (Jr)	.599
2014	Amile Jefferson (So)	.644
▲ 2015	Jahlil Okafor (Fr)	.664
2016	Marshall Plumlee (Gr)	.688
2017	Amile Jefferson (Gr)	.613

2018	Marvin Bagley III (Fr)	.614
▲ 2019	Zion Williamson (Fr)	.680
▲ 2020	Vernon Carey Jr. (Fr)	.577

### 3-POINT FIELD GOALS MADE

1983	Chip Engelland (Sr)	41
1987	Tommy Amaker (Sr)	44
1988	Kevin Strickland (Sr)	55
1989	Danny Ferry (Sr)	45
1990	Phil Henderson (Sr)	79
1991	Bobby Hurley (So)	76
1992	Bobby Hurley (Jr)	59
1993	Bobby Hurley (Sr)	88
1994	Chris Collins (So)	76
1995	Jeff Capel (So)	63
1996	Chris Collins (Sr)	79
1997	Trajan Langdon (So)	86
1998	Trajan Langdon (Jr)	85
1999	Trajan Langdon (Sr)	112
2000	Shane Battier (Jr)	79
2001	Jason Williams (So)	132
2002	Jason Williams (Jr)	108
2003	J.J. Redick (Fr)	95
2004	J.J. Redick (So)	102
2005	J.J. Redick (Jr)	121
2006	J.J. Redick (Sr)	139
2007	Greg Paulus (So)	68
2008	Greg Paulus (Jr)	83
2009	Jon Scheyer (Jr)	79
2010	Jon Scheyer (Sr)	110
2011	Seth Curry (So)	64
	Andre Dawkins (So)	64
2012	Andre Dawkins (Jr)	67
2013	Seth Curry (Sr)	95
2014	Rodney Hood (So)	71
▲ 2015	Quinn Cook (Sr)	102
2016	Grayson Allen (So)	90
2017	Luke Kennard (So)	88
2018	Grayson Allen (Sr)	102
2019	Cam Reddish (Fr)	89
2020	Matthew Hurt (Fr)	42

### 3-POINT FIELD GOAL ATTEMPTS

1983	Chip Engelland (Sr)	74
1987	Tommy Amaker (Sr)	103
1988	Kevin Strickland (Sr)	149
1989	Quin Snyder (Sr)	119
1990	Phil Henderson (Sr)	191
1991	Bobby Hurley (So)	188
1992	Bobby Hurley (Jr)	140
1993	Bobby Hurley (Sr)	209
1994	Chris Collins (So)	202
1995	Trajan Langdon (Fr)	138
1996	Jeff Capel (Jr)	221
1997	Trajan Langdon (So)	195
1998	Trajan Langdon (Jr)	215
1999	Trajan Langdon (Sr)	254
2000	Jason Williams (Fr)	206
2001	Jason Williams (So)	309
2002	Jason Williams (Jr)	282
2003	J.J. Redick (Fr)	238
2004	J.J. Redick (So)	258
2005	J.J. Redick (Jr)	300
2006	J.J. Redick (Sr)	330
2007	Jon Scheyer (Fr)	167
2008	Greg Paulus (Jr)	196
2009	Jon Scheyer (Jr)	205
2010	Jon Scheyer (Sr)	287
2011	Kyle Singler (Sr)	193
2012	Andre Dawkins (Jr)	171
2013	Seth Curry (Sr)	217
2014	Quinn Cook (Jr)	175
2015	Quinn Cook (Sr)	258
2016	Grayson Allen (So)	216
2017	Grayson Allen (Jr)	222
2018	Grayson Allen (Sr)	276
2019	Cam Reddish (Fr)	267
2020	Tre Jones (So)	108

### 3-POINT FIELD GOAL PERCENTAGE

1983	Chip Engelland (Sr)	.554
1987	Tommy Amaker (Sr)	.427
1988	Quin Snyder (Jr)	.446
1989	Danny Ferry (Sr)	.425
1990	Phil Henderson (Sr)	.414

1991	Bobby Hurley (So)	.404
▲ 1992	Christian Laettner (Sr)	.557
1993	Chris Collins (Fr)	.435
1994	Grant Hill (Sr)	.390
1995	Jeff Capel (So)	.460
1996	Chris Collins (Sr)	.441
1997	Trajan Langdon (So)	.441
1998	Mike Chappell (So)	.434
▲ 1999	Trajan Langdon (Sr)	.441
▲ 2000	Shane Battier (Jr)	.444
2001	Jason Williams (So)	.427
2002	Daniel Ewing (Fr)	.457
2003	Daniel Ewing (So)	.400
▲ 2004	Daniel Ewing (Jr)	.411
2005	Sean Dockery (Jr)	.429
2006	J.J. Redick (Sr)	.421
2007	Greg Paulus (So)	.450
2008	Greg Paulus (Jr)	.423
2009	Jon Scheyer (Jr)	.385
2010	Kyle Singler (Jr)	.399
2011	Seth Curry (So)	.435
2012	Ryan Kelly (Jr)	.408
2013	Seth Curry (Sr)	.438
2014	Andre Dawkins (Gr)	.421
2015	Justise Winslow (Fr)	.418
2016	Grayson Allen (So)	.417
2017	Luke Kennard (So)	.438
2018	Gary Trent, Jr. (Fr)	.402
2019	Cam Reddish (Fr)	.333
2020	Justin Robinson (Gr)	.429

### FREE THROWS MADE

1943	Gordon Carver (So)	55
1944	Gordon Carver (Jr)	41
1946	Ed Koffenberger (Jr)	81
1947	Ed Koffenberger (Sr)	92
1948	Corren Youmans (So)	65
1949	Ben Collins (Sr)	69
1950	David Scarborough (Sr)	61
1951	Dick Groat (Jr)	261
1952	Dick Groat (Sr)	204
1953	Bill Reigel	131
1954	Ronnie Mayer (So)	121
1955	Ronnie Mayer (Jr)	173
1956	Ronnie Mayer (Sr)	163
1957	Bucky Allen (Jr)	139
1958	Bucky Allen (Sr)	134
1959	Carroll Youngkin (So)	127
1960	Carroll Youngkin (Jr)	113
1961	Art Heyman (So)	171
1962	Art Heyman (Jr)	170
1963	Art Heyman (Sr)	217
1964	Jeff Mullins (Sr)	150
1965	Jack Marin (Jr)	87
1966	Jack Marin (Sr)	116
1967	Bob Verga (Sr)	139
1968	Mike Lewis (Sr)	148
1969	Fred Lind (Sr)	70
1970	Randy Denton (Jr)	86
1971	Randy Denton (Sr)	124
1972	Chris Redding (So)	137
1973	Chris Redding (Jr)	124
1974	Kevin Billerman (Jr)	84
1975	Bob Fleischer (Sr)	91
1976	Tate Armstrong (Jr)	124
1977	Jim Spanarkel (So)	175
1978	Jim Spanarkel (Sr)	220
1979	Mike Gminski (Jr)	129
1980	Mike Gminski (Sr)	180
1981	Vince Taylor (Jr)	104
1982	Vince Taylor (Sr)	115
1983	Mark Alarie (Fr)	104
1984	David Henderson (So)	140
1985	Johnny Dawkins (Jr)	132
1986	Mark Alarie (Sr)	162
1987	John Smith (So)	107
1988	Danny Ferry (Jr)	135
1989	Danny Ferry (Sr)	146
1990	Christian Laettner (So)	225
1991	Christian Laettner (Jr)	211
1992	Christian Laettner (Sr)	189
1993	Bobby Hurley (Sr)	143
1994	Antonio Lang (Sr)	118
1995	Cherokee Parks (Sr)	114
1996	Chris Collins (Sr)	83

## MEDIA GUIDE

1997	Trajan Langdon (So)	113
1998	Roshown McLeod (Sr)	113
1999	Elton Brand (So)	181
2000	Chris Carrawell (Sr)	137
2001	Shane Battier (Sr)	152
2002	Carlos Boozer (Jr)	178
2003	Dahntay Jones (Sr)	140
2004	J.J. Redick (So)	143
2005	J.J. Redick (Jr)	196
2006	J.J. Redick (Sr)	221
2007	Jon Scheyer (Fr)	115
2008	Jon Scheyer (So)	120
2009	Jon Scheyer (Jr)	179
2010	Jon Scheyer (Sr)	194
▲ 2011	Nolan Smith (Sr)	187
2012	Austin Rivers (Fr)	121
2013	Mason Plumlee (Sr)	173
2014	Jabari Parker (Fr)	160
2015	Tyus Jones (Fr)	144
2016	Grayson Allen (So)	211
2017	Luke Kennard (So)	160
2018	Marvin Bagley III (Fr)	131
2019	RJ Barrett (Fr)	149
▲ 2020	Vernon Carey Jr. (Fr)	146

### FREE THROW ATTEMPTS

1948	Ben Collins (Sr)	107
1949	Ben Collins (Sr)	102
1950	Corren Youmans (Sr)	116
1951	Dick Groat (Jr)	331
1952	Dick Groat (Sr)	281
1953	Bill Reigel	213
1954	Ronnie Mayer (So)	153
1955	Ronnie Mayer (Jr)	229
1956	Joe Belmont (Sr)	210
1957	Bucky Allen (Jr)	188
1958	Bucky Allen (Sr)	180
1959	Carroll Youngkin (So)	212
1960	Carroll Youngkin (Jr)	208
1961	Art Heyman (So)	263
1962	Art Heyman (Jr)	276
1963	Art Heyman (Sr)	314
1964	Jeff Mullins (Sr)	183
1965	Jack Marin (Jr)	123
	Steve Vacendak (Jr)	123
1966	Jack Marin (Sr)	148
1967	Bob Verga (Sr)	179
1968	Mike Lewis (Sr)	197
1969	Randy Denton (So)	102
1970	Randy Denton (Jr)	132
1971	Randy Denton (Sr)	166
1972	Chris Redding (So)	173
1973	Chris Redding (Jr)	147
1974	Bob Fleischer (Jr)	107
1975	Bob Fleischer (Sr)	118
1976	Tate Armstrong (Jr)	166
1977	Jim Spanarkel (So)	209
1978	Jim Spanarkel (Jr)	255
1979	Mike Gminski (Jr)	177
1980	Mike Gminski (Sr)	214
1981	Vince Taylor (Jr)	169
1982	Vince Taylor (Sr)	171
1983	Mark Alarie (Fr)	128
1984	David Henderson (So)	193
1985	Johnny Dawkins (Jr)	166
1986	Mark Alarie (Sr)	197
1987	John Smith (So)	134
1988	Robert Brickley (So)	167
1989	Danny Ferry (Sr)	193
1990	Christian Laettner (So)	269
1991	Christian Laettner (Jr)	263
1992	Christian Laettner (Sr)	232
1993	Bobby Hurley (Sr)	178
1994	Grant Hill (Sr)	165
1995	Cherokee Parks (Sr)	147
1996	Greg Newton (Jr)	134
1997	Greg Newton (Sr)	132
1998	Roshown McLeod (Sr)	160
1999	Elton Brand (So)	256
2000	Chris Carrawell (Sr)	176
2001	Jason Williams (So)	211
2002	Carlos Boozer (Jr)	236
2003	Dahntay Jones (Sr)	187
2004	Shelden Williams (So)	200
2005	J.J. Redick (Jr)	209



## MEDIA GUIDE

2006	Shelden Williams (Sr)	270
2007	Jon Scheyer (Fr)	136
2008	DeMarcus Nelson (Sr)	183
2009	Jon Scheyer (Jr)	214
2010	Jon Scheyer (Sr)	221
▲ 2011	Nolan Smith (Sr)	230
2012	Austin Rivers (Fr)	184
2013	Mason Plumlee (Sr)	254
2014	Jabari Parker (Fr)	214
2015	Jahlil Okafor (Fr)	194
2016	Grayson Allen (So)	252
2017	Luke Kennard (So)	187
2018	Marvin Bagley III (Fr)	209
2019	RJ Barrett (Fr)	224
▲ 2020	Vernon Carey Jr. (Fr)	218

### FREE THROW PERCENTAGE

1949	Ben Collins (Sr)	.676
1950	Tommy Hughes	.806
1951	Dick Groat (Jr)	.789
1952	Dick Groat (Sr)	.726
1953	Marv Decker (Jr)	.757
1954	Ronnie Mayer (So)	.792
1955	Ronnie Mayer (Jr)	.755
1956	Ronnie Mayer (Sr)	.784
1957	Bobby Joe Harris (Jr)	.787
1958	Bobby Joe Harris (Sr)	.769
1959	Howard Hurt (So)	.760
1960	Howard Hurt (Jr)	.800
1961	John Frye (Sr)	.695
1962	Buzzy Harrison (So)	.750
1963	Jeff Mullins (Jr)	.733
1964	Jeff Mullins (Sr)	.820
1965	Jack Marin (Jr)	.708
1966	Jack Marin (Sr)	.784
1967	Mike Lewis (Jr)	.781
1968	Joe Kennedy (Sr)	.793
1969	Dave Golden (Sr)	.761
1970	Rick Katherman (Jr)	.794
1971	Richie O'Connor (So)	.786
1972	Gary Melchionni (Sr)	.824
▲ 1973	Chris Redding (Jr)	.844
▲ 1974	Kevin Billerman (Jr)	.832
1975	Pete Kramer (Sr)	.823
1976	Mark Crow (Jr)	.802
1977	Jim Spanarkel (So)	.837
▲ 1978	Jim Spanarkel (Jr)	.863
1979	Jim Spanarkel (Sr)	.734
1980	Mike Gminski (Sr)	.841
1981	Tom Emma (So)	.861
▲ 1982	Chip Engelland (Jr)	.875
1983	Mark Alarie (Fr)	.813
1984	Johnny Dawkins (So)	.831
1985	Johnny Dawkins (Jr)	.795
1986	Mark Alarie (Sr)	.822
▲ 1987	Danny Ferry (So)	.844
1988	Danny Ferry (Jr)	.828
1989	Phil Henderson (Jr)	.764
▲ 1990	Christian Laettner (So)	.836
1991	Billy McCaffrey (So)	.832
1992	Christian Laettner (Sr)	.815
1993	Bobby Hurley (Sr)	.803
1994	Cherokee Parks (Jr)	.772
1995	Trajan Langdon (Fr)	.786
1996	Taymon Domzalski (Fr)	.818
▲ 1997	Trajan Langdon (So)	.897
1998	Trajan Langdon (Jr)	.886
1999	Trajan Langdon (Sr)	.842
2000	Shane Battier (Jr)	.817
2001	Nate James (Sr)	.799
2002	Carlos Boozer (Jr)	.754
▲ 2003	J.J. Redick (Fr)	.919
▲ 2004	J.J. Redick (So)	.953
▲ 2005	J.J. Redick (Jr)	.938
2006	J.J. Redick (Sr)	.863
2007	Jon Scheyer (Fr)	.846
2008	Jon Scheyer (So)	.889
2009	Jon Scheyer (Jr)	.836
▲ 2010	Jon Scheyer (Sr)	.878
2011	Kyrie Irving (Fr)	.901
2012	Seth Curry (Jr)	.873
2013	Quinn Cook (So)	.877
2014	Quinn Cook (Jr)	.827
▲ 2015	Quinn Cook (Sr)	.891
2016	Luke Kennard (Fr)	.889

2017	Luke Kennard (So)	.856
2018	Gary Trent, Jr. (Fr)	.876
2019	Cam Reddish (Fr)	.772
2020	Joey Baker (So)	.917

### REBOUNDS

1952	Bernie Janicki (So)	476
1953	Bernie Janicki (Jr)	272
1954	Ronnie Mayer (So)	265
1955	Ronnie Mayer (Jr)	348
1956	Junior Morgan (Sr)	256
1957	Jim Newcome (Jr)	273
1958	Jim Newcome (Sr)	237
1959	Carroll Youngkin (So)	277
1960	Carroll Youngkin (Jr)	278
1961	Carroll Youngkin (Sr)	274
1962	Art Heyman (Jr)	269
1963	Art Heyman (Sr)	324
1964	Jay Buckley (Sr)	278
1965	Jack Marin (Jr)	257
▲ 1966	Mike Lewis (So)	329
1967	Mike Lewis (Jr)	320
▲ 1968	Mike Lewis (Sr)	402
1969	Randy Denton (So)	358
1970	Randy Denton (Jr)	324
1971	Randy Denton (Sr)	385
1972	Alan Shaw (Jr)	308
1973	Bob Fleischer (So)	221
1974	Bob Fleischer (Jr)	323
1975	Bob Fleischer (Sr)	273
1976	George Moses (Sr)	262
1977	Mike Gminski (Fr)	289
▲ 1978	Mike Gminski (So)	319
1979	Mike Gminski (Jr)	275
1980	Mike Gminski (Sr)	359
1981	Kenny Dennard (Sr)	206
1982	Vince Taylor (Sr)	133
1983	Mark Alarie (Fr)	181
1984	Mark Alarie (So)	245
1985	Jay Bilas (Jr)	186
1986	Mark Alarie (Sr)	249
1987	Danny Ferry (So)	256
1988	Danny Ferry (Jr)	266
1989	Danny Ferry (Sr)	260
1990	Christian Laettner (So)	364
1991	Christian Laettner (Jr)	340
1992	Christian Laettner (Sr)	275
1993	Cherokee Parks (So)	220
1994	Cherokee Parks (Jr)	284
1995	Cherokee Parks (Sr)	289
1996	Greg Newton (Jr)	255
1997	Greg Newton (Sr)	184
1998	Shane Battier (Fr)	230
1999	Elton Brand (So)	382
2000	Carlos Boozer (Fr)	213
2001	Shane Battier (Sr)	285
2002	Carlos Boozer (Jr)	303
2003	Shelden Williams (Fr)	195
2004	Shelden Williams (So)	314
▲ 2005	Shelden Williams (Jr)	369
▲ 2006	Shelden Williams (Sr)	384
2007	Josh McRoberts (So)	260
2008	Kyle Singler (Fr)	198
2009	Kyle Singler (Sr)	284
2010	Brian Zoubek (So)	309
2011	Mason Plumlee (So)	309
2012	Mason Plumlee (Jr)	312
2013	Mason Plumlee (Sr)	359
▲ 2014	Jabari Parker (Fr)	306
2015	Jahlil Okafor (Fr)	322
2016	Marshall Plumlee (Gr)	308
2017	Amile Jefferson (Gr)	293
2018	Marvin Bagley III (Fr)	366
2019	Zion Williamson (Fr)	293
2020	Vernon Carey Jr. (Fr)	272

### ASSISTS

1969	Dick DeVenzio (So)	169
1970	Dick DeVenzio (Jr)	104
1971	Dick DeVenzio (Sr)	115
1972	Gary Melchionni (Jr)	58
1973	Gary Melchionni (Sr)	84
1974	Kevin Billerman (Jr)	112
1975	Kevin Billerman (Sr)	99

1976	Tate Armstrong (Jr)	120
1977	Jim Spanarkel (So)	96
1978	Jim Spanarkel (Jr)	126
1979	Jim Spanarkel (Sr)	112
1980	Bob Bender (Sr)	159
1981	Tom Emma (So)	71
1982	Tom Emma (Jr)	85
1983	Johnny Dawkins (Fr)	134
1984	Tommy Amaker (Fr)	163
1985	Tommy Amaker (So)	184
1986	Tommy Amaker (Jr)	241
1987	Danny Ferry (So)	141
1988	Quin Snyder (Jr)	198
1989	Quin Snyder (Sr)	223
1990	Bobby Hurley (Fr)	288
1991	Bobby Hurley (So)	289
▲ 1992	Bobby Hurley (Jr)	237
▲ 1993	Bobby Hurley (Sr)	262
1994	Grant Hill (Sr)	176
1995	Jeff Capel (So)	126
1996	Chris Collins (Sr)	132
1997	Steve Wojciechowski (Jr)	176
1998	Steve Wojciechowski (Sr)	164
1999	William Avery (So)	196
2000	Jason Williams (Fr)	220
2001	Jason Williams (So)	237
2002	Chris Duhon (So)	208
2003	Chris Duhon (Jr)	212
2004	Chris Duhon (Sr)	225
2005	Daniel Ewing (Sr)	132
▲ 2006	Greg Paulus (Fr)	187
2007	Greg Paulus (So)	124
2008	Greg Paulus (Jr)	109
2009	Jon Scheyer (Jr)	102
2010	Jon Scheyer (Sr)	194
2011	Nolan Smith (Sr)	189
2012	Seth Curry (Jr)	83
2013	Quinn Cook (So)	190
2014	Quinn Cook (Jr)	153
2015	Tyus Jones (Fr)	217
2016	Grayson Allen (So)	127
2017	Grayson Allen (Jr)	119
2018	Trevon Duval (Fr)	207
2019	Tre Jones (Fr)	192
2020	Tre Jones (So)	185

### TURNOVERS

1981	Gene Banks (Sr)	79
1982	Tom Emma (Jr)	85
1983	Johnny Dawkins (Fr)	103
1984	Johnny Dawkins (So)	114
1985	Johnny Dawkins (Jr)	90
1986	Johnny Dawkins (Sr)	107
1987	Danny Ferry (So)	112
1988	Danny Ferry (Jr)	100
	Quin Snyder (Jr)	100
1989	Danny Ferry (Sr)	115
1990	Bobby Hurley (Fr)	166
1991	Bobby Hurley (So)	151
1992	Christian Laettner (Sr)	116
1993	Bobby Hurley (Sr)	108
1994	Grant Hill (Sr)	102
1995	Jeff Capel (So)	113
1996	Ricky Price (So)	87
1997	Jeff Capel (Sr)	74
1998	Roshawn McLeod (Sr)	68
1999	William Avery (So)	102
2000	Jason Williams (Fr)	139
2001	Jason Williams (So)	154
2002	Jason Williams (Jr)	131
2003	Chris Duhon (Jr)	98
2004	Chris Duhon (Sr)	104
2005	Daniel Ewing (Sr)	98
2006	Greg Paulus (Fr)	118
2007	Greg Paulus (So)	101
2008	DeMarcus Nelson (Sr)	84
2009	Kyle Singler (So)	92
2010	Kyle Singler (Jr)	79
2011	Nolan Smith (Sr)	118
2012	Austin Rivers (Fr)	79
2013	Mason Plumlee (Sr)	103
2014	Jabari Parker (Fr)	81
2015	Jahlil Okafor (Fr)	95
2016	Grayson Allen (So)	72
	Brandon Ingram (Fr)	72

2017	Jayson Tatum (Fr)	76
2018	Trevon Duval (Fr)	102
2019	RJ Barrett (Fr)	123
2020	Tre Jones (So)	78

### BLOCKED SHOTS

1976	Willie Hodge (Sr)	38
1977	Mike Gminski (Fr)	90
▲ 1978	Mike Gminski (So)	92
▲ 1979	Mike Gminski (Jr)	66
1980	Mike Gminski (Sr)	97
1981	Kenny Dennard (Sr)	10
1982	Allen Williams (Jr)	11
1983	Mark Alarie (Fr)	21
1984	Mark Alarie (So)	38
1985	Mark Alarie (Jr)	18
1986	Mark Alarie (Sr)	27
1987	Kevin Strickland (Jr)	24
	Marty Nessley (Sr)	24
1988	Danny Ferry (Jr)	24
1989	Robert Brickley (Jr)	30
1990	Alaa Abdelnaby (Sr)	48
1991	Christian Laettner (Jr)	44
1992	Cherokee Parks (Fr)	35
1993	Cherokee Parks (So)	64
1994	Cherokee Parks (Jr)	76
1995	Cherokee Parks (Sr)	55
1996	Greg Newton (Jr)	48
1997	Roshawn McLeod (Jr)	34
1998	Shane Battier (Fr)	53
1999	Elton Brand (So)	86
2000	Shane Battier (Jr)	70
2001	Shane Battier (Sr)	88
2002	Mike Dunleavy (Jr)	26
2003	Casey Sanders (Sr)	54
▲ 2004	Shelden Williams (So)	111
▲ 2005	Shelden Williams (Jr)	122
▲ 2006	Shelden Williams (Sr)	137
2007	Josh McRoberts (So)	82
2008	Gerald Henderson (So)	31
2009	Kyle Singler (So)	38
2010	Kyle Singler (Jr)	32
2011	Mason Plumlee (So)	62
2012	Mason Plumlee (Jr)	55
2013	Mason Plumlee (Sr)	52
2014	Jabari Parker (Fr)	43
2015	Jahlil Okafor (Fr)	54
2016	Marshall Plumlee (Gr)	59
2017	Amile Jefferson (Gr)	65
2018	Wendell Carter, Jr. (Fr)	76
2019	Zion Williamson (Fr)	59
2020	Vernon Carey Jr. (Fr)	49

### STEALS

1976	George Moses (Sr)	61
▲ 1977	Jim Spanarkel (So)	73
▲ 1978	Jim Spanarkel (Jr)	93
1979	Jim Spanarkel (Sr)	46
1980	Vince Taylor (So)	53
1981	Kenny Dennard (Sr)	47
1982	Vince Taylor (Sr)	44
1983	David Henderson (Fr)	27
1984	Tommy Amaker (Fr)	64
1985	Tommy Amaker (So)	56
1986	Tommy Amaker (Jr)	81
1987	Tommy Amaker (Sr)	58
1988	Quin Snyder (Jr)	56
1989	Quin Snyder (Sr)	73
1990	Bobby Hurley (Fr)	67
1991	Christian Laettner (Jr)	75
1992	Christian Laettner (Sr)	74
1993	Grant Hill (Jr)	64
1994	Grant Hill (Sr)	64
1995	Jeff Capel (So)	32
1996	Chris Collins (Sr)	37
▲ 1997	Steve Wojciechowski (Jr)	82
1998	Steve Wojciechowski (Sr)	74
1999	Shane Battier (So)	65
2000	Jason Williams (Fr)	81
2001	Shane Battier (Sr)	82
2002	Chris Duhon (So)	82
2003	Chris Duhon (Jr)	62
2004	Chris Duhon (Sr)	80
2005	Daniel Ewing (Sr)	65
2006	Sean Dockery (Sr)	61

2007	DeMarcus Nelson (Jr)	44
2008	DeMarcus Nelson (Sr)	53
2009	Jon Scheyer (Jr)	58
2010	Jon Scheyer (Sr)	65
2011	Seth Curry (So)	52
2012	Seth Curry (Jr)	43
2013	Quinn Cook (So)	51
2014	Quinn Cook (Jr)	47
2015	Tyus Jones (Fr)	59
2016	Grayson Allen (So)	47
2017	Matt Jones (Sr)	63
2018	Grayson Allen (Sr)	64
2019	Zion Williamson (Fr)	70
2020	Tre Jones (So)	51

**FORCED 5-SECOND CALLS**

1998	Steve Wojciechowski (Sr)	13
1999	William Avery (So)	4
2000	Jason Williams (Fr)	6
2001	Chris Duhon (Fr)	4
2002	Chris Duhon (So)	10
2003	Chris Duhon (Jr)	4
2004	Chris Duhon (Sr)	3
2005	Daniel Ewing (Sr)	2
	Sean Dockery (Jr)	2
	DeMarcus Nelson (Fr)	2
2006	Sean Dockery (Sr)	3
	Greg Paulus (Fr)	3
2007	Greg Paulus (So)	2
	Lance Thomas (Fr)	2
	Jon Scheyer (Fr)	2
2008	Greg Paulus (Jr)	4
2009	Greg Paulus (Sr)	1
	Elliot Williams (Fr)	1
2010	Nolan Smith (Jr)	2
2011	Nolan Smith (Sr)	2
2012	Quinn Cook (Fr)	1
	Austin Rivers (Fr)	1
2013	Quinn Cook (So)	1
2014	Quinn Cook (Jr)	2
2015	Quinn Cook (Sr)	2
2016	None	
2017	Frank Jackson (Fr)	1
2018	None	
2019	Javin DeLaurier (Jr)	1
2020	None	

**PERSONAL FOULS**

1969	Randy Denton (So)	88
1970	Larry Saunders (Jr)	71
1971	Randy Denton (Sr)	102
1972	Chris Redding (So)	88
1973	Kevin Billerman (So)	97
1974	Kevin Billerman (Jr)	101
1975	Willie Hodge (Jr)	93
1976	Willie Hodge (Sr)	106
1977	Mark Crow (Sr)	79
1978	Kenny Dennard (Fr)	112
1979	Kenny Dennard (So)	88
1980	Vince Taylor (So)	105
1981	Kenny Dennard (Sr)	99
1982	Vince Taylor (Sr)	84
1983	Jay Bilas (Fr)	102
1984	Dan Meagher (Jr)	118
1985	Jay Bilas (Jr)	96
1986	Danny Ferry (Fr)	119
	Mark Alarie (Sr)	119
1987	Quin Snyder (So)	97
1988	Robert Brickey (So)	103
1989	Quin Snyder (Sr)	112
1990	Christian Laettner (So)	120
1991	Christian Laettner (Jr)	111
1992	Grant Hill (So)	91
1993	Antonio Lang (Jr)	80
1994	Grant Hill (Sr)	85
1995	Erik Meek (Sr.)	103
1996	Taymon Domzalski (Fr)	111
1997	Roshown McLeod (Jr)	105
1998	Roshown McLeod (Sr)	102
1999	Corey Maggette (Fr)	99
2000	Carlos Boozer (Fr)	90
2001	Carlos Boozer (So)	91
2002	Carlos Boozer (Jr)	107
2003	Casey Sanders (Sr)	102
	Shelden Williams (Fr)	102

2004	Shelden Williams (So)	120
2005	Daniel Ewing (Sr)	99
2006	Shelden Williams (Sr)	114
2007	Greg Paulus (So)	94
2008	Kyle Singler (Fr)	104
2009	Kyle Singler (So)	99
2010	Brian Zoubek (Sr)	138
2011	Kyle Singler (Sr)	98
2012	Tyler Thornton (So)	95
2013	Tyler Thornton (Jr)	99
2014	Tyler Thornton (Sr)	102
2015	Justise Winslow (Fr)	108
2016	Marshall Plumlee (Gr)	100
2017	Amile Jefferson (Gr)	93
2018	Wendell Carter, Jr. (Fr)	105
2019	Javin DeLaurier (Jr)	101
2020	Vernon Carey Jr. (Fr)	85

**CHARGES TAKEN**

1984	Dan Meagher (Jr)	22
1985	Dan Meagher (Sr)	25
1986	David Henderson (Sr)	22
1987	Billy King (Jr)	16
1988	Billy King (Sr)	25
1989	Danny Ferry (Sr)	22
1990	Bobby Hurley (Fr)	24
1991	Brian Davis (Jr)	16
1992	Brian Davis (Sr)	9
1993	Bobby Hurley (Sr)	15
1994	Cherokee Parks (Jr)	11
1995	Erik Meek (Sr)	13
1996	Greg Newton (Jr)	16
1997	Carmen Wallace (Sr)	10
	Steve Wojciechowski (Jr)	10
1998	Shane Battier (Fr)	29
1999	Shane Battier (So)	36
2000	Shane Battier (Jr)	20
2001	Shane Battier (Sr)	26
2002	Mike Dunleavy (Jr)	18
2003	Dahntay Jones (Sr)	16
2004	Shavlik Randolph (So)	15
2005	Shavlik Randolph (Jr)	22
2006	J.J. Redick (Sr)	12
2007	Greg Paulus (So)	10
2008	Kyle Singler (Fr)	19
2009	Gerald Henderson (Jr)	20
2010	Lance Thomas (Sr)	16
	Brian Zoubek (Sr)	16
2011	Ryan Kelly (So)	19
2012	Ryan Kelly (Jr)	14
2013	Josh Hairston (Jr)	20
2014	Tyler Thornton (Sr.)	10
2015	Tyus Jones (Fr)	11
2016	Chase Jeter (Fr)	8
2017	Grayson Allen (Jr)	9
	Matt Jones (Sr)	9
2018	Grayson Allen (Sr)	9
2019	Tre Jones (Fr)	10
2020	Vernon Carey Jr. (Fr)	6

**DUNKS**

1981	Gene Banks (Sr)	18
1982	Allen Williams (Sr)	7
1983	Mark Alarie (Fr)	9
1984	Mark Alarie (So)	48
1985	Johnny Dawkins (Jr)	15
1986	Johnny Dawkins (Sr)	29
	Mark Alarie (Sr)	29
1987	Robert Brickey (Fr)	17
1988	Robert Brickey (So)	34
1989	Robert Brickey (Jr)	56
1990	Robert Brickey (Sr)	40
	Alaa Abdalnaby (Sr)	40
1991	Grant Hill (Fr)	33
1992	Grant Hill (So)	48
1993	Grant Hill (Jr)	32
1994	Cherokee Parks (Jr)	33
1995	Cherokee Parks (Sr)	30
1996	Greg Newton (Jr)	23
1997	Chris Carrawell (Fr)	24
1998	Chris Carrawell (So)	22
1999	Elton Brand (So)	50
2000	Carlos Boozer (Fr)	40
2001	Carlos Boozer (So)	35
2002	Carlos Boozer (Jr)	41

2003	Dahntay Jones (Sr)	35
2004	Shelden Williams (So)	36
2005	Shelden Williams (Jr)	30
2006	Shelden Williams (Sr)	58
2007	Josh McRoberts (So)	42
2008	Gerald Henderson (So)	45
2009	Gerald Henderson (Jr)	42
2010	Miles Plumlee (So)	32
2011	Mason Plumlee (So)	46
2012	Mason Plumlee (Jr)	60
2013	Mason Plumlee (Sr)	87
2014	Jabari Parker (Fr)	61
2015	Jahlil Okafor (Fr)	64
2016	Marshall Plumlee (Gr)	60
2017	Jayson Tatum (Fr)	18
2018	Marvin Bagley III (Fr)	98
2019	Zion Williamson (Fr)	72
2020	Vernon Carey Jr. (Fr)	43

Coaching Records

MOST VICTORIES			
Coach	Years	W-L	
Mike Krzyzewski	40	1,084-291	
Eddie Cameron	14	226-99	
Vic Bubas	10	213-67	
Harold Bradley	9	165-78	
Gerry Gerard	8	131-78	
Bill Foster	6	113-64	
Bucky Waters	4	63-45	
J.S. Burbage	2	34-13	
Chick Doak	2	30-9	
W.W. "Cap" Card	7	30-17	

HIGHEST WINNING PERCENTAGE			
Coach	Years	W-L	Pct.
Mike Krzyzewski	40	1,084-291	.788
Chick Doak	2	30-9	.769
Vic Bubas	10	213-67	.761
Jesse S. Burbage	2	34-13	.723
Walter J. Rothensies	1	10-4	.714

MOST SEASONS AT DUKE	
Coach	Years
Mike Krzyzewski	40
Eddie Cameron	14
Vic Bubas	10
Harold Bradley	9
Gerry Gerard	8

MOST GAMES COACHED AT DUKE		
Coach	Years	Games
Mike Krzyzewski	40	1,375
Eddie Cameron	14	325
Vic Bubas	10	280
Harold Bradley	9	245
Gerry Gerard	8	209

NCAA TOURNAMENT VICTORIES		
Coach	No.	
Mike Krzyzewski	97-30	
Vic Bubas	11-4	
Bill Foster	6-3	
Harold Bradley	0-1	
Note: Mike Krzyzewski's NCAA Tournament victory total is the most in college basketball history		



Mike Krzyzewski is the career victories leader in college basketball history.

NCAA TOURNAMENT APPEARANCES		
Coach	No.	
Mike Krzyzewski	35	
Vic Bubas	4	
Bill Foster	3	
Harold Bradley	1	

ACC TOURNAMENT VICTORIES	
Coach	W-L
Mike Krzyzewski	65-23
Vic Bubas	22-6
Bill Foster	8-4
Harold Bradley	6-6
Bucky Waters	1-4

NATIONAL COACH OF THE YEAR	
Coach	Year
Bill Foster	<sup>5</sup> 1978
Mike Krzyzewski	<sup>1, 2, 7</sup> 1986
Mike Krzyzewski	<sup>4</sup> 1989
Mike Krzyzewski	<sup>5</sup> 1991
Mike Krzyzewski	<sup>4, 6</sup> 1992
Mike Krzyzewski	<sup>1</sup> 1997
Mike Krzyzewski	<sup>4, 5</sup> 1999
Mike Krzyzewski	<sup>2</sup> 2000
Mike Krzyzewski	<sup>8</sup> 2001
Mike Krzyzewski	<sup>3</sup> 2004
Coach of the Year honors selected by Basketball Times <sup>1</sup> , CBS/Chevrolet <sup>2</sup> , Claire Bee <sup>3</sup> , Naismith <sup>4</sup> , NABC <sup>5</sup> , The Sporting News <sup>6</sup> , UPI <sup>7</sup> , Victor Awards <sup>8</sup>	

ACC COACH OF THE YEAR	
Coach	Year
Harold Bradley	1959
Vic Bubas	1963
Vic Bubas	1964
Vic Bubas	1966
Bill Foster	1978
Mike Krzyzewski	1984
Mike Krzyzewski	1986
Mike Krzyzewski	1997
Mike Krzyzewski	1999
Mike Krzyzewski	2000

ALL-TIME ASSISTANT COACHES	
Coach	Years
Tommy Amaker	1989-97
Tony Barone	1973-74
Bob Bender	1984-89
Jay Bilas	1990-92
Mike Brey	1988-95
Hubie Brown	1969-72
Bud Burger	1946-47
Chris Carrawell	2018-present
Tom Carmody	1966-68
Jeff Capel	2012-18
Terry Chili	1979-80
Whitt Cobb	1958-59
Chris Collins	2001-13
Tom Connelly	1942
Chuck Daly	1964-69
Johnny Dawkins	1998-08
Mike Dement	1983
Tony Drago	1954-57
Bobby Dwyer	1981-83
Scott Easton	1988
Pete Gaudet	1984-95
Gerry Gerard	1942
Lou Goetz	1975-78
David Henderson	1998-2000
Horace Hendrickson	1950-51
Nate James	2008-11, 2013-present
Rick Johnson	1981-82
Ray Jones	1977-78
Jim Lewis	1972-76
Neill McGeachy	1973
Tim O'Toole	1996-97
Tom Rogers	1981-87
Jack Schalow	1970-71
Jon Scheyer	2014-present
Fred Shabel	1958-63
Quin Snyder	1996-99
Steve Steinwedel	1979-80
Chuck Swenson	1981-87
Bucky Waters	1960-65
Bob Wenzel	1975-80
Paul Williamson	1948-49
Steve Wojciechowski	2000-14

DUKE HEAD COACHES

No.	Name	Years	Overall			Conference		
			W	L	Pct.	W	L	Pct.
1.	W.W. "Cap" Card	1906-12	30	17	.638	-	-	-
2.	Joseph E. Brinn	1913	11	8	.579	-	-	-
3.	Noble L. Clay	1914-15	22	19	.537	-	-	-
4.	Bob Doak	1916	9	11	.450	-	-	-
5.	Chick Doak	1917-18	30	9	.769	-	-	-
6.	Henry P. Cole	1919	6	5	.545	-	-	-
7.	Walter J. Rothensies	1920	10	4	.714	-	-	-
8.	Floyd Egan	1921	9	6	.600	-	-	-
9.	James Baldwin	1922	6	12	.333	-	-	-
10.	Jesse S. Burbage	1923-24	34	13	.723	-	-	-
11.	George Buchheit	1925-28	25	36	.410	-	-	-
12.	Eddie Cameron	1929-42	226	99	.695	119	56	.680
13.	Gerry Gerard	1943-50	131	78	.627	66	30	.688
14.	Harold Bradley	1951-59	165	78	.679	94	37	.718
15.	Vic Bubas	1960-69	213	67	.761	106	32	.768
16.	Bucky Waters	1970-73	63	45	.583	27	25	.519
17.	Neill McGeachy	1974	10	16	.385	2	10	.167
18.	Bill Foster	1975-80	113	64	.638	31	43	.419
19.	Mike Krzyzewski	1981-present	1,084	291	.788	441	180	.710
20.	Pete Gaudet*	1995	4	15	.211	2	13	.133

\* - Mike Krzyzewski coached the first 12 games (9-3) in 1994-95 before leaving the team after back surgery and exhaustion. Pete Gaudet coached the final 19 games (4-15) as interim head coach. Coaching records reflect this situation.



## All-Time Player Career Stats

Years	Name	G	MIN	FG	FGA	PCT	3PT	3PA	PCT	FT	FTA	PCT	OR	TR	AVG	AST	TO	PF	ST	BL	PTS	AVG
1987-90	Abdelnaby, Alaa	134	1989	448	748	.599	0	0	.000	241	331	.728	184	494	3.7	47	142	276	50	70	1137	8.5
1983-86	Alarie, Mark	133	4042	828	1505	.550	0	2	.000	480	602	.797	0	833	6.3	152	268	387	121	104	2136	16.1
1959-61	Albright, Doug	30	0	9	26	.346	0	0	.000	12	23	.522	0	31	1.0	0	0	17	0	0	30	1.0
1956-58	Allen, Bucky	36	0	89	209	.426	0	0	.000	149	206	.723	0	91	2.5	0	0	54	0	0	327	9.1
1950-51	Allen, Dayton	58	0	136	177	.768	0	0	.000	104	0	.000	0	0	0.0	0	0	118	0	0	376	6.5
1940-42	Allen, J. Clyde	50	0	139	0	.000	0	0	.000	73	0	.000	0	0	0.0	0	0	0	0	0	351	7.0
2015-18	Allen, Grayson	142	3965	606	1409	.430	291	766	.380	493	591	.834	76	450	3.2	432	240	297	147	14	1996	14.1
1964-66	Allen, Phil	27	0	17	37	.459	0	0	.000	11	13	.846	0	19	0.7	0	0	16	0	0	45	1.7
1984-87	Amaker, Tommy	138	4666	456	990	.461	44	103	.427	212	268	.791	24	308	2.2	708	336	261	259	11	1168	8.5
1982-85	Anderson, Todd	81	676	40	96	.417	0	0	.000	55	77	.714	0	117	1.4	6	33	99	11	8	135	1.7
1948	Armour, Bill	11	0	4	0	.000	0	0	.000	1	0	.000	0	0	0.0	0	0	0	0	0	9	0.8
1974-77	Armstrong, Tate	83	520	529	1020	.519	0	0	.000	246	306	.804	0	182	2.2	217	35	156	0	0	1304	15.7
1937-37	Ashby, H. Nicholson	4	0	1	0	.000	0	0	.000	1	0	.000	0	0	0.0	0	0	0	0	0	3	0.8
1991-92	Ast, Christian	31	95	17	30	.567	1	8	.125	9	13	.692	7	24	0.8	2	10	13	1	4	44	1.4
1943-46	Ausbon, Doug	27	0	30	0	.000	0	0	.000	7	0	.000	0	0	0.0	0	0	0	0	0	67	2.5
1998-99	Avery, William	74	1884	303	655	.463	108	293	.369	163	208	.784	49	206	2.8	283	162	141	91	2	877	11.9
2018	Bagley, Marvin III	33	1118	270	440	.614	23	58	.397	131	209	.627	132	366	11.1	50	75	60	27	29	694	21.0
1940-44	Bailey, Bill	6	0	12	0	.000	0	0	.000	2	0	.000	0	0	0.0	0	0	0	0	0	26	4.3
2019-	Baker, Joey	32	356	51	126	.405	29	73	.397	11	12	.917	4	28	0.9	21	17	52	14	7	142	4.4
1944	Balltsaris, George	21	0	13	0	.000	0	0	.000	5	0	.000	0	0	0.0	0	0	0	0	0	31	1.5
1978-81	Banks, Gene	124	4285	827	1558	.531	0	0	.000	425	589	.722	0	985	7.9	360	399	337	37	9	2079	16.8
1966-68	Barone, Tony	46	0	20	45	.444	0	0	.000	29	44	.659	0	28	0.6	0	0	54	0	0	69	1.5
1957-59	Barrett, George	13	0	3	9	.333	0	0	.000	6	9	.667	0	22	1.7	0	0	17	0	0	12	0.9
2019	Barrett, RJ	38	1341	319	702	.454	72	237	.308	149	224	.665	59	289	7.6	164	123	70	34	16	860	22.6
1958-60	Bateman, Larry	36	0	20	67	.299	0	0	.000	10	29	.345	0	82	2.3	0	0	50	0	0	50	1.4
1998-01	Battier, Shane	146	4337	651	1303	.500	246	592	.416	436	561	.777	338	887	6.1	239	161	296	266	254	1984	13.6
1959-61	Beal, Jay	22	0	15	46	.326	0	0	.000	17	24	.708	0	15	0.7	0	0	7	0	0	47	2.1
1944	Beall, Curtis	6	0	0	0	.000	0	0	.000	0	0	.000	0	0	0.0	0	0	0	0	0	0	0.0
1994	Beard, Bruce	16	64	7	14	.500	0	2	.000	7	10	.700	2	8	0.5	3	10	4	4	0	21	1.3
1975-78	Bell, Bruce	42	302	23	62	.371	0	0	.000	12	23	.522	0	26	0.6	37	32	33	0	0	58	1.4
1953-56	Belmont, Joe	103	0	471	1259	.374	0	0	.000	396	547	.724	0	420	4.1	0	0	259	0	0	1338	13.0
1978-80	Bender, Bob	83	2377	196	380	.516	0	0	.000	122	158	.772	0	116	1.4	332	169	188	0	0	514	6.2
1937-39	Bergman, Sparky	58	0	141	0	.000	0	0	.000	62	0	.000	0	0	0.0	0	0	0	0	0	344	5.9
1987	Berndt, Andy	6	9	0	2	.000	0	0	.000	0	0	.000	1	3	0.5	0	1	1	0	0	0	0.0
2016-19	Besser, Brennan	6	14	1	8	.125	0	6	.000	2	2	1.000	2	3	0.5	1	1	2	0	0	4	0.7
1983-86	Bilas, Jay	127	2864	365	655	.557	0	0	.000	332	511	.650	0	692	5.4	56	167	379	54	37	1062	8.4
1973-75	Billerman, Kevin	78	0	291	659	.442	0	0	.000	211	264	.799	0	174	2.2	270	0	287	0	0	793	10.2
1955	Blackburn, Tom	11	0	4	10	.400	0	0	.000	3	10	.300	0	1	0.1	0	0	1	0	0	11	1.0
1970	Blackman, Don	25	0	53	111	.477	0	0	.000	50	70	.714	0	131	5.2	8	0	45	0	0	156	6.2
1992-95	Blakeney, Kenny	93	1065	105	229	.459	20	59	.339	67	105	.638	42	124	1.3	110	108	96	33	4	297	3.2
1944	Bledsoe, Gene	17	0	47	0	.000	0	0	.000	19	0	.000	0	0	0.0	0	0	0	0	0	113	6.6
2006	Boateng, Eric	20	50	6	7	.857	0	0	.000	2	2	1.000	4	12	0.6	1	5	11	1	0	14	0.7
2017-19	Bolden, Marques	88	1199	130	227	.573	0	7	.000	74	108	.685	120	286	3.3	35	52	145	30	93	334	3.8
2000-02	Boozer, Carlos	101	2620	554	878	.631	0	2	.000	398	537	.741	260	724	7.2	115	157	288	95	72	1506	14.9
2000-04	Borman, Andy	40	78	5	9	.556	3	6	.500	4	7	.571	4	12	0.3	5	8	6	1	0	17	0.4
1938-40	Bowman, Jim	11	0	4	0	.000	0	0	.000	2	0	.000	0	0	0.0	0	0	0	0	0	10	0.9
1951	Boyce, Rod	8	0	3	9	.333	0	0	.000	1	5	.200	0	0	0.0	0	0	12	0	0	7	0.9
1958-59	Boyd, Jack	27	0	42	142	.296	0	0	.000	21	37	.568	0	47	1.7	0	0	59	0	0	105	3.9
2006-07	Boykin, Jamal	29	100	10	19	.526	0	0	.000	9	10	.900	11	32	1.1	2	8	21	4	7	29	1.0
1998-99	Brand, Elton	60	1634	355	580	.612	0	0	.000	262	390	.672	215	536	8.9	51	101	150	81	113	972	16.2
1946	Brand, Joe	6	0	6	0	.000	0	0	.000	2	0	.000	0	0	0.0	0	0	0	0	0	14	2.3
1987-90	Brickey, Robert	134	3039	484	884	.548	2	9	.222	329	531	.620	268	649	4.8	146	274	334	115	90	1299	9.7
1993	Brown, Kenney	15	31	0	5	.000	0	1	.000	4	9	.444	2	5	0.3	0	1	3	0	0	4	0.3
1940-41	Brown, Ray	30	0	22	0	.000	0	0	.000	10	0	.000	0	0	0.0	0	0	0	0	0	54	1.8
1944	Bruce, James	1	0	0	0	.000	0	0	.000	0	0	.000	0	0	0.0	0	0	0	0	0	0	0.0
1946	Brunner, George	16	0	12	0	.000	0	0	.000	7	0	.000	0	0	0.0	0	0	0	0	0	31	1.9
1993-96	Brunson, Stan	36	208	5	22	.227	0	0	.000	7	12	.583	25	50	1.4	4	13	37	3	0	17	0.5
1982-85	Bryan, Jay	57	244	20	57	.351	0	1	.000	22	50	.440	0	44	0.8	9	19	57	9	0	62	1.1
1999	Bryant, D	13	30	3	9	.333	1	3	.333	1	4	.250	0	3	0.2	2	3	4	1	0	8	0.6
1956-57	Bryson, Ed	13	0	2	20	.100	0	0	.000	0	0	.000	0	8	0.6	0	0	12	0	0	4	0.3
1988-91	Buckley, Clay	86	439	51	85	.600	0	0	.000	46	79	.582	37	88	1.0	12	25	44	13	6	148	1.7
1962-64	Buckley, Jay	85	0	352	617	.571	0	0	.000	222	391	.568	0	714	8.4	0	0	241	0	0	926	10.9
2018-	Buckmire, Mike	16	33	2	9	.222	0	1	.000	1	1	1.000	3	13	0.8	3	2	1	0	0	5	0.3
2000-03	Buckner, Andre	84	260	16	48	.333	5	16	.313	18	35	.514	7	30	0.4	27	23	26	13	1	55	0.7
1956	Buhowsky, Tony	15	0	10	39	.256	0	0	.000	7	14	.500	0	33	2.2	0	0	28	0	0	27	1.8
1974	Burch, Edgar	23	0	72	180	.400	0	0	.000	13	20	.650	0	33	1.4	27	0	34	0	0	157	6.8
1972-74	Burdette, Jeff	57	0	22	84	.262	0	0	.000	15	41	.366	0	35	0.6	66	0	92	0	0	59	1.0
1998-99	Burgess, Chris	75	1061	150	266	.564	3	9	.333	64	147	.435	106	268	3.6	49	62	127	44	58	367	4.9
1987-89	Burgin, George	38	93	11	19	.579	0	0	.000	6	21	.286	7	17	0.4	4	6	10	4	6	28	0.7
1992	Burt, Ron	19	38	3	11	.273	0	0	.000	4	4	1.000	0	2	0.1	8	4	3</				

# MEDIA GUIDE

# 2020-21 DUKE MEN'S BASKETBALL

Years	Name	G	MIN	FG	FGA	PCT	3PT	3PA	PCT	FT	FTA	PCT	OR	TR	AVG	AST	TO	PF	ST	BL	PTS	AVG
2002	Causey, Mark	12	47	4	10	.400	2	3	.667	3	6	.500	2	8	0.7	3	5	8	3	1	13	1.1
1966-69	Chapman, Warren	66	0	89	193	.461	0	0	.000	55	104	.529	0	216	3.3	0	0	116	0	0	233	3.5
1997-98	Chappell, Mike	68	901	143	342	.418	60	156	.385	57	103	.553	45	125	1.8	37	52	110	27	6	403	5.9
1946-50	Cheek, Buck	49	0	51	0	.000	0	0	.000	21	0	.000	0	0	0.0	0	0	1	0	0	123	2.5
1937	Cheek, Herbert	19	0	44	0	.000	0	0	.000	26	0	.000	0	0	0.0	0	0	0	0	0	114	6.0
1973-76	Chili, Terry	65	0	108	162	.667	0	0	.000	48	106	.453	0	177	2.7	17	0	89	0	0	264	4.1
1973-74	Chinault, Neil	12	0	4	9	.444	0	0	.000	2	2	1.000	0	2	0.2	3	0	2	0	0	10	0.8
2000-96	Christensen, Matt	97	751	54	116	.466	0	0	.000	54	102	.529	94	189	1.9	16	34	143	20	35	162	1.7
1967-69	Claiborne, C.B.	53	0	88	241	.365	0	0	.000	42	61	.689	0	100	1.9	19	0	83	0	0	218	4.1
1991-94	Clark, Marty	122	1668	224	465	.482	49	131	.374	150	187	.802	74	181	1.5	134	148	155	68	18	647	5.3
1941	Clark, Robert	1	0	0	0	.000	0	0	.000	0	0	.000	0	0	0.0	0	0	0	0	0	0	0.0
1956-58	Clement, Hayes	48	0	104	266	.391	0	0	.000	83	125	.664	0	224	4.7	0	0	111	0	0	291	6.1
1943	Coleman, Jack	16	0	51	0	.000	0	0	.000	13	0	.000	0	0	0.0	0	0	0	0	0	115	7.2
1947-49	Collins, Ben	77	0	259	0	.000	0	0	.000	154	0	.000	0	0	0.0	0	0	0	0	0	672	8.7
1993-96	Collins, Chris	120	2874	357	867	.412	209	539	.388	168	236	.712	55	243	2.0	291	175	167	108	3	1091	9.1
1987	Colonna, Dave	2	2	0	0	.000	0	0	.000	0	0	.000	0	0	0.0	0	0	1	0	0	0	0.0
1939-41	Connelly, Tom	55	0	31	0	.000	0	0	.000	26	0	.000	0	0	0.0	0	0	0	0	0	88	1.6
1973-74	Cook, Bob	16	0	9	22	.409	0	0	.000	0	0	.000	0	13	0.8	0	0	8	0	0	18	1.1
1988-90	Cook, Joe	48	286	28	67	.418	3	7	.429	23	33	.697	12	36	0.8	35	37	25	19	1	82	1.7
2012-15	Cook, Quinn	143	4033	534	1235	.432	236	629	.375	267	313	.853	53	379	2.7	509	202	264	151	9	1571	11.0
1946	Cordell, Tom	19	0	21	0	.000	0	0	.000	7	0	.000	0	0	0.0	0	0	0	0	0	49	2.6
1980	Corrigan, Jim	9	22	1	1	1.000	0	0	.000	2	2	1.000	0	1	0.1	3	2	3	0	0	4	0.4
1946	Corrington, Jim	6	0	0	0	.000	0	0	.000	0	0	.000	0	0	0.0	0	0	0	0	0	0	0.0
1939-40	Cowdrick, Tom	3	0	0	0	.000	0	0	.000	1	0	.000	0	0	0.0	0	0	0	0	0	1	0.3
1961-63	Cox, Fred	11	0	3	6	.500	0	0	.000	1	2	.500	0	3	0.3	0	0	6	0	0	7	0.6
1962-64	Cox, Ray	39	0	13	31	.419	0	0	.000	7	14	.500	0	25	0.6	0	0	20	0	0	33	0.8
1949	Crigler, Benner	1	0	0	0	.000	0	0	.000	0	0	.000	0	0	0.0	0	0	0	0	0	0	0.0
1974-77	Crow, Mark	87	841	341	675	.505	0	0	.000	138	174	.793	0	346	4.0	116	63	225	0	0	820	9.4
1950-52	Crowder, Dick	93	0	258	492	.524	0	0	.000	116	127	.913	0	220	2.4	28	0	264	0	0	632	6.8
1984	Crump, Vince	7	12	0	0	.000	0	0	.000	1	3	.333	0	1	0.1	0	1	0	0	0	1	0.1
1944	Curry, Pat	3	0	2	0	.000	0	0	.000	0	0	.000	0	0	0.0	0	0	0	0	0	4	1.3
2011-13	Curry, Seth	106	3080	439	999	.439	223	531	.420	293	355	.825	60	245	2.3	211	146	196	125	18	1394	13.2
2009-10	Czyz, Olek	19	112	10	25	.400	1	7	.143	2	6	.333	10	24	1.3	8	11	6	2	1	23	1.2
1952-54	D'Emilio, Rudy	80	0	393	1125	.349	0	0	.000	242	363	.667	0	330	4.1	100	0	227	0	0	1028	12.9
2006-10	Davidson, Jordan	55	101	4	13	.308	2	5	.400	8	14	.571	3	9	0.2	6	8	9	3	0	18	0.3
2004-05	Davidson, Patrick	29	51	0	5	.000	0	2	.000	4	4	1.000	0	5	0.2	1	1	4	1	0	4	0.1
1989-92	Davis, Brian	141	2788	326	701	.465	9	44	.205	291	424	.686	175	434	3.1	181	178	258	119	24	952	6.8
2010-14	Dawkins, Andre	142	2468	330	763	.433	231	568	.407	123	160	.769	32	226	1.6	66	88	200	61	13	1014	7.1
1983-86	Dawkins, Johnny	133	4749	1026	2019	.508	19	54	.352	485	614	.790	0	536	4.0	555	414	270	168	24	2556	19.2
1971	Dawson, Jeff	30	0	124	289	.429	0	0	.000	40	50	.800	0	53	1.8	29	0	45	0	0	288	9.6
1952-54	Decker, Marv	60	0	112	244	.459	0	0	.000	88	121	.727	0	350	5.8	3	0	125	0	0	312	5.2
1951-52	Deimling, Kes	60	0	101	271	.373	0	0	.000	94	129	.729	0	123	2.1	20	0	141	0	0	296	4.9
2017-20	DeLaurier, Javin	114	1533	154	234	.658	2	16	.125	76	132	.576	165	430	3.8	50	86	266	77	100	386	3.4
2004	Deng, Luol	37	1149	210	442	.475	40	111	.360	98	138	.710	82	255	6.9	68	83	82	49	39	558	15.1
1978-81	Dennard, Kenny	117	3514	452	881	.513	0	0	.000	153	260	.588	0	671	5.7	232	246	383	47	10	1057	9.0
1969-71	Denton, Randy	84	0	693	1295	.535	0	0	.000	272	400	.680	0	1067	12.7	56	0	259	0	0	1658	19.7
1969-71	DeVenizio, Dick	81	0	294	634	.464	0	0	.000	105	138	.761	0	170	2.1	388	0	218	0	0	693	8.6
2003-06	Dockery, Sean	133	2705	230	514	.447	65	178	.365	121	182	.665	88	281	2.1	234	149	295	194	13	646	4.9
1954-55	Doherty, Marty	52	0	113	260	.435	0	0	.000	63	96	.656	0	245	4.7	0	0	145	0	0	289	5.6
1996-99	Domzalski, Taymon	100	1301	154	292	.527	0	0	.000	116	158	.734	143	336	3.4	16	82	239	42	64	424	4.2
1970-72	Doughty, Pat	23	0	8	22	.364	0	0	.000	10	22	.455	0	9	0.4	11	0	20	0	0	26	1.1
1951	Downing, Bill	7	0	1	8	.125	0	0	.000	1	1	1.000	0	0	0.0	0	0	4	0	0	3	0.4
1953-54	Driesell, Charles	45	0	65	157	.414	0	0	.000	51	102	.500	0	107	2.4	0	0	76	0	0	181	4.0
1940	Dubois, Lou	3	0	1	0	.000	0	0	.000	1	0	.000	0	0	0.0	0	0	0	0	0	3	1.0
1948-49	Duff, Bob	20	0	24	0	.000	0	0	.000	16	0	.000	0	0	0.0	0	0	0	0	0	64	3.2
2001-04	Duhon, Chris	144	4813	432	1033	.418	162	505	.321	242	349	.693	109	489	3.4	819	355	268	301	16	1268	8.8
2000-02	Dunleavy, Mike	104	2995	499	1050	.475	179	483	.371	194	278	.698	145	601	5.8	225	202	213	166	55	1371	13.2
2018	Duval, Trevon	37	1103	148	346	.428	31	107	.290	53	89	.596	20	73	2.0	207	102	89	54	5	380	10.3
1981	Dyke, Mack	3	4	1	1	1.000	0	0	.000	0	0	.000	0	0	0.0	0	0	1	0	0	2	0.7
1937-38	Edwards, Mouse	38	0	61	0	.000	0	0	.000	33	0	.000	0	0	0.0	0	0	0	0	0	155	4.1
1972	Edwards, Zeno	9	0	0	2	.000	0	0	.000	4	4	1.000	0	3	0.3	3	0	2	0	0	4	0.4
1980-83	Emma, Tom	110	2818	273	625	.437	24	55	.436	214	254	.843	0	196	1.8	245	159	259	57	7	784	7.1
1950-51	Engberg, John	32	0	27	74	.365	0	0	.000	34	36	.944	0	0	0.0	0	0	56	0	0	88	2.8
1980-83	Engelland, Chip	113	2472	411	793	.518	41	74	.554	162	191	.848	0	148	1.3	168	118	174	45	5	1025	9.1
1987	Essex, Rey	6	8	1	2	.500	0	0	.000	1	4	.250	2	7	1.1	0	0	0	0	0	3	0.5
1969-70	Evans, Brad	50	0	133	281	.473	0	0	.000	88	154	.571	0	120	2.4	105	0	86	0	0	354	7.1
2002-05	Ewing, Daniel	138	3825	538	1246	.432	217	554	.392	302	405	.746	117	382	2.8	293	258	365	191	24	1595	11.6
1949	Farinella, Don	2	0	1	0	.000	0	0	.000	0	0	.000	0	0	0.0	0	0	0	0	0	2	1.0
1963-65	Ferguson, Denny	81	0	184	402	.458	0	0	.000	41	56	.732	0	136	1.7	0	0	124	0	0	409	5.0
1986-89	Ferry, Danny	143	4308	810	1675																	

# 2020-21 DUKE MEN'S BASKETBALL

# MEDIA GUIDE

Years	Name	G	MIN	FG	FGA	PCT	3PT	3PA	PCT	FT	FTA	PCT	OR	TR	AVG	AST	TO	PF	ST	BL	PTS	AVG
2017	Giles, Harry	26	300	45	78	.577	0	0	.000	12	24	.500	41	100	3.8	9	18	58	9	17	102	3.9
1952	Glasow, Carl	20	0	29	71	.408	0	0	.000	17	29	.586	0	88	4.4	11	0	42	0	0	75	3.8
1977-80	Gminski, Mike	122	4157	901	1697	.531	0	0	.000	521	658	.792	0	1242	10.2	128	275	240	0	345	2323	19.0
1948-49	Godfrey, George	26	0	17	0	.000	0	0	.000	2	0	.000	0	0	0.0	0	0	0	0	0	36	1.4
1976-79	Goetsch, Scott	94	732	79	136	.581	0	0	.000	27	42	.643	0	177	1.9	37	49	107	0	0	185	2.0
1967-69	Golden, Dave	80	0	304	677	.449	0	0	.000	144	190	.758	0	150	1.9	56	0	178	0	0	752	9.4
2018-	Goldwire, Jordan	92	1215	79	191	.414	25	92	.272	20	32	.625	27	116	1.3	117	46	96	76	5	203	2.2
1975-76	Gomez, Rick	14	0	4	17	.235	0	0	.000	6	7	.857	0	4	0.3	2	0	11	0	0	14	1.0
1987	Goodman, Jon	10	20	1	7	.143	0	3	.000	4	5	.800	1	2	0.2	3	7	3	0	0	6	0.6
1946-49	Gordon, Dick	101	0	154	0	.000	0	0	.000	124	0	.000	0	0	0.0	0	0	0	0	0	432	4.3
1942	Gotye	1	0	0	0	.000	0	0	.000	0	0	.000	0	0	0.0	0	0	0	0	0	0	0.0
1946-47	Gray, Irving	25	0	12	0	.000	0	0	.000	6	0	.000	0	0	0.0	0	0	0	0	0	30	1.2
1976-79	Gray, Steve	88	967	76	169	.450	0	0	.000	71	84	.845	0	64	0.7	119	132	124	0	0	223	2.5
1950-52	Groat, Dick	82	0	682	1669	.409	0	0	.000	522	710	.735	0	229	2.8	229	0	290	0	0	1886	23.0
1942	Gross, Robert	2	0	1	0	.000	0	0	.000	1	0	.000	0	0	0.0	0	0	0	0	0	3	1.5
1946	Hackett	4	0	3	0	.000	0	0	.000	0	0	.000	0	0	0.0	0	0	0	0	0	6	1.5
2011-14	Hairston, Josh	121	1139	97	220	.441	0	3	.000	56	87	.644	89	186	1.5	27	52	215	16	14	250	2.1
1977	Hall, Cameron	27	418	47	94	.500	0	0	.000	22	39	.564	0	56	2.1	20	30	71	0	0	116	4.3
1996	Hall, Jeremy	10	14	1	2	.500	0	0	.000	2	2	1.000	1	1	0.1	1	0	0	0	0	4	0.4
1962	Hamilton, Roger	3	0	1	3	.333	0	0	.000	0	0	.000	0	0	0.0	0	0	1	0	0	2	0.7
1977-79	Hardy, Rob	28	79	10	21	.476	0	0	.000	2	5	.400	0	12	0.4	5	6	21	0	0	22	0.8
1944	Harner, Harry	25	0	63	0	.000	0	0	.000	34	0	.000	0	0	0.0	0	0	0	0	0	160	6.4
1978-79	Harrell, John	63	1206	92	185	.497	0	0	.000	47	62	.758	0	53	0.8	98	64	111	0	0	231	3.7
1956-58	Harris, Bobby Joe	75	0	288	768	.375	0	0	.000	168	225	.747	0	253	3.4	0	0	200	0	0	744	9.9
1962-64	Harrison, Buzzy	83	0	284	589	.482	0	0	.000	107	150	.713	0	267	3.2	0	0	137	0	0	675	8.1
1964	Harscher, Frank	15	0	8	21	.381	0	0	.000	7	8	.875	0	5	0.3	0	0	5	0	0	23	1.5
1996-99	Heaps, Jay	30	69	2	6	.333	1	2	.500	3	10	.300	2	7	0.2	13	9	14	4	1	8	0.3
1940	Heath, John	1	0	0	0	.000	0	0	.000	0	0	.000	0	0	0.0	0	0	0	0	0	0	0.0
1983-86	Henderson, David	128	3325	586	1208	.485	9	33	.273	389	554	.702	0	513	4.0	263	327	332	151	10	1570	12.3
2007-09	Henderson, Gerald	103	2607	456	995	.458	69	210	.329	281	398	.706	124	435	4.2	182	191	179	101	69	1262	12.3
1987-90	Henderson, Phil	115	2886	510	1053	.484	128	320	.400	249	320	.778	130	330	2.9	217	246	225	129	20	1397	12.1
1938	Hendrickson, Abe	20	0	9	0	.000	0	0	.000	10	0	.000	0	0	0.0	0	0	0	0	0	28	1.4
1963-65	Herbster, Ron	85	0	98	225	.436	0	0	.000	85	123	.691	0	105	1.2	0	0	79	0	0	281	3.3
1937	Herrick, Albert	21	0	30	0	.000	0	0	.000	20	0	.000	0	0	0.0	0	0	0	0	0	80	3.8
1961-63	Heyman, Art	79	0	713	1580	.451	0	0	.000	558	853	.654	0	865	10.9	0	0	214	0	0	1984	25.1
1949	Hibbitts, Harold	18	0	19	0	.000	0	0	.000	9	0	.000	0	0	0.0	0	0	0	0	0	47	2.6
1991-94	Hill, Grant	129	3922	745	1400	.532	44	117	.376	390	559	.698	203	769	6.0	461	319	316	218	133	1924	14.9
1990-93	Hill, Thomas	141	3462	590	1137	.519	95	246	.386	319	443	.720	174	488	3.5	177	189	264	194	49	1594	11.3
1938-40	Hobgood, Lang	18	0	7	0	.000	0	0	.000	5	0	.000	0	0	0.0	0	0	0	0	0	19	1.1
1973-76	Hodge, Willie	102	0	463	906	.511	0	0	.000	191	263	.726	0	605	5.9	100	0	287	0	0	1117	11.0
1937-38	Hoffman, John	45	0	45	0	.000	0	0	.000	30	0	.000	0	0	0.0	0	0	0	0	0	120	2.7
1939-41	Holley, Chuck	69	0	178	0	.000	0	0	.000	75	0	.000	0	0	0.0	0	0	0	0	0	431	6.2
1944	Hollingsworth, Wright	11	0	6	0	.000	0	0	.000	0	0	.000	0	0	0.0	0	0	0	0	0	12	1.1
2014	Hood, Rodney	35	1150	191	412	.464	71	169	.420	109	135	.807	29	138	3.9	75	54	91	25	9	562	16.1
2000-04	Horvath, Nick	133	1193	124	277	.448	30	124	.242	69	111	.622	105	276	2.1	44	66	179	42	45	347	2.6
1941-43	Hubbell, David	20	0	6	0	.000	0	0	.000	1	0	.000	0	0	0.0	0	0	0	0	0	13	0.7
1948-50	Hughes, Tommy	72	0	179	0	.000	0	0	.000	175	0	.000	0	0	0.0	0	0	58	0	0	533	7.4
1990-93	Hurley, Bobby	140	4802	513	1252	.410	264	652	.405	441	568	.776	54	306	2.2	1076	534	320	202	5	1731	12.4
1959-61	Hurt, Howard	80	0	420	1070	.393	0	0	.000	255	341	.748	0	575	7.2	0	0	205	0	0	1095	13.7
2020-	Hurt, Matthew	31	639	110	226	.487	42	107	.393	40	54	.741	48	117	3.8	27	26	58	14	23	302	9.7
1944	Hyde, Henry	25	0	25	0	.000	0	0	.000	3	0	.000	0	0	0.0	0	0	0	0	0	53	2.1
2016	Ingram, Brandon	36	1246	214	484	.442	80	195	.410	116	170	.682	67	244	6.8	71	72	74	40	49	624	17.3
2011	Irving, Kyrie	11	303	55	104	.529	18	39	.462	64	71	.901	6	37	3.4	47	27	23	16	6	192	17.5
1983	Jackman, Bill	27	286	36	91	.396	5	9	.556	10	10	1.000	0	44	1.6	9	19	31	8	1	87	3.2
1968-70	Jackson, Doug	4	0	3	10	.300	0	0	.000	0	0	.000	0	4	1.0	0	0	4	0	0	6	1.5
2017	Jackson, Frank	36	896	133	281	.473	51	129	.395	77	102	.755	23	90	2.5	61	49	85	20	2	394	10.9
1997-01	James, Nate	135	2813	387	818	.473	111	331	.335	231	315	.733	221	500	3.7	147	199	222	147	27	1116	8.3
1962-63	Jamieson, Bob	30	0	19	32	.594	0	0	.000	12	24	.500	0	53	1.8	0	0	48	0	0	50	1.7
1952-54	Janicki, Bernie	83	0	480	1283	.374	0	0	.000	287	429	.669	0	923	11.1	42	0	255	0	0	1247	15.0
1942-43	Jarvis, Camden	3	0	0	0	.000	0	0	.000	1	1	1.000	0	0	0.0	0	0	0	0	0	1	0.3
2013-17	Jefferson, Amile	150	3344	426	687	.620	0	0	.000	277	395	.575	361	944	6.3	142	139	339	88	138	1079	7.2
2016-17	Jeter, Chase	48	492	34	64	.531	0	0	.000	35	64	.547	43	104	2.2	10	36	90	10	26	103	2.1
1960	Johnson, C.B.	1	0	0	0	.000	0	0	.000	0	0	.000	0	0	0.0	0	0	1	0	0	0	0.0
1951-52	Johnson, Dick	58	0	81	238	.340	0	0	.000	34	54	.630	0	38	0.7	58	0	112	0	0	196	3.4
2003-06	Johnson, Patrick	53	147	10	12	.833	0	0	.000	6	10	.600	13	35	0.7	6	5	27	1	5	26	0.5
2007-10	Johnson, Steve	21	39	2	4	.500	0	0	.000	3	5	.600	1	4	0.2	0	0	2	2	1	7	0.3
2002-03	Jones, Dahntay	68	2026	351	724	.485	59	170	.347	214	289	.740	101	326	4.8	69	121	202	66	35	975	14.3
2014-17	Jones, Matt	143	3411	318	798	.398	170	459	.370	106	155	.684	118	310	2.2	196	113	267	147	17	912	6.4
2019-20	Jones, Tre	65	2258	294	702	.419	66	211	.311	155	202	.767	51	258	4.0	377	131	107	119	16	809	12.4
2015	Jones, Tyus	39	1322	135	324	.417	47	124	.37													



# MEDIA GUIDE

# 2020-21 DUKE MEN'S BASKETBALL

Years	Name	G	MIN	FG	FGA	PCT	3PT	3PA	PCT	FT	FTA	PCT	OR	TR	AVG	AST	TO	PF	ST	BL	PTS	AVG
1966-68	Kolodziej, Tim	60	0	130	300	.433	0	0	.000	157	207	.758	0	230	3.8	0	0	131	0	0	417	7.0
1988-91	Koubek, Greg	147	2064	252	591	.426	80	214	.374	133	183	.727	125	364	2.5	104	134	213	68	12	717	4.9
1973-75	Kramer, Pete	76	0	338	697	.485	0	0	.000	110	145	.759	0	253	3.3	117	0	166	0	0	786	10.3
1968-70	Kuhlmeier, Ray	29	0	38	91	.418	0	0	.000	15	19	.789	0	30	1.0	17	0	25	0	0	91	3.1
1950-51	Kulpan, Red	58	0	79	130	.608	0	0	.000	69	0	.000	0	0	0.0	0	0	170	0	0	227	3.9
1952-54	Lacy, Rudy	70	0	158	337	.469	0	0	.000	132	194	.680	0	264	3.8	9	0	136	0	0	448	6.4
1989-92	Laettner, Christian	148	4049	834	1452	.574	79	163	.485	713	885	.806	374	1149	7.8	273	398	425	243	145	2460	16.6
1955-58	Lakata, Bob	68	0	156	397	.393	0	0	.000	119	181	.657	0	394	5.8	0	0	155	0	0	431	6.3
1953-55	Lamley, Herky	47	0	91	275	.331	0	0	.000	64	90	.711	0	212	4.5	0	0	76	0	0	246	5.2
1943	Landesberg	7	0	2	0	.000	0	0	.000	1	0	.000	0	0	0.0	0	0	0	0	0	5	0.7
1991-94	Lang, Antonio	135	3020	367	644	.570	0	3	.000	278	422	.659	273	586	4.3	90	198	305	68	106	1012	7.5
1995-99	Langdon, Trajan	136	3922	623	1380	.451	342	802	.426	386	448	.862	106	389	2.9	255	210	282	120	25	1974	14.5
1945	Lapp, Bob	1	0	0	0	.000	0	0	.000	0	0	.000	0	0	0.0	0	0	0	0	0	0	0.0
1943-44	Larkin, Sidney	10	0	5	0	.000	0	0	.000	0	0	.000	0	0	0.0	0	0	0	0	0	10	1.0
1951	Lasseter, Jack	1	0	0	1	.000	0	0	.000	0	0	.000	0	0	0.0	0	0	0	0	0	0	0.0
1950-52	Latimer, Dick	66	0	50	193	.259	0	0	.000	25	49	.510	0	39	0.6	13	0	71	0	0	125	1.9
1939	Lauteres	1	0	0	0	.000	0	0	.000	1	0	.000	0	0	0.0	0	0	0	0	0	1	1.0
1966-68	Lewis, Mike	84	0	543	974	.557	0	0	.000	331	435	.761	0	1051	12.5	0	0	281	0	0	1417	16.9
1965-67	Liccardo, Jim	58	0	49	119	.412	0	0	.000	23	33	.697	0	118	2.0	0	0	27	0	0	121	2.1
1967-69	Lind, Fred	52	0	138	270	.511	0	0	.000	81	114	.711	0	281	5.4	13	0	87	0	0	357	6.9
1980-81	Linney, Larry	39	298	24	74	.324	0	0	.000	31	43	.721	0	49	1.3	4	20	38	22	3	79	2.0
1970-71	Litz, Steve	17	0	13	19	.684	0	0	.000	10	14	.714	0	25	1.5	1	0	13	0	0	36	2.1
1942-43	Loftis, Cedric	49	0	210	0	.000	0	0	.000	73	0	.000	0	0	0.0	0	0	0	0	0	493	10.1
1942-47	Loftis, Garland	67	0	169	0	.000	0	0	.000	52	0	.000	0	0	0.0	0	0	0	0	0	390	5.8
2001-05	Love, Reggie	58	404	28	59	.475	0	2	.000	19	36	.528	55	108	1.9	15	19	68	18	13	75	1.3
1949	Lynch, Hal	1	0	0	0	.000	0	0	.000	0	0	.000	0	0	0.0	0	0	0	0	0	0	0.0
1948	Lyons, Pat	21	0	13	0	.000	0	0	.000	6	0	.000	0	0	0.0	0	0	0	0	0	32	1.5
1999	Maggette, Corey	39	691	137	261	.525	29	84	.345	111	155	.716	56	151	3.9	59	80	99	29	15	414	10.6
1977	Mainwaring, Rick	8	20	0	1	.000	0	0	.000	3	4	.750	0	3	0.4	1	3	0	0	0	3	0.4
1946	Major	4	0	2	0	.000	0	0	.000	1	0	.000	0	0	0.0	0	0	0	0	0	5	1.3
1963-64	Mann, Ted	29	0	6	30	.200	0	0	.000	8	15	.533	0	29	1.0	0	0	17	0	0	20	0.7
1957	Marcovecchio, Joe	2	0	0	3	.000	0	0	.000	0	2	.000	0	1	0.5	0	0	3	0	0	0	0.0
1964-66	Marin, Jack	86	0	513	1027	.500	0	0	.000	253	336	.753	0	695	8.1	0	0	219	0	0	1279	14.9
1947-50	Martin, Bill	76	0	85	0	.000	0	0	.000	28	0	.000	0	0	0.0	0	0	9	0	0	198	2.6
1953-56	Mayer, Ronnie	105	0	566	1342	.422	0	0	.000	515	673	.765	0	954	9.1	0	0	347	0	0	1647	15.7
1965	McBride, Elliott	4	0	2	2	1.000	0	0	.000	3	3	1.000	0	0	0.0	0	0	1	0	0	7	1.8
1990-91	McCaffrey, Bill	76	1471	253	538	.470	32	95	.337	153	188	.814	21	95	1.3	105	104	95	59	5	691	9.1
1940-42	McCahan, Bill	58	0	85	0	.000	0	0	.000	49	0	.000	0	0	0.0	0	0	0	0	0	219	3.8
2005-09	McClure, Dave	124	1736	113	235	.481	6	18	.333	46	86	.535	123	379	3.1	79	76	157	86	57	278	2.2
1942-43	McGrane, Arthur	21	0	5	0	.000	0	0	.000	11	0	.000	0	0	0.0	0	0	0	0	0	21	1.0
1965-67	McKaig, Stuart	49	0	23	55	.418	0	0	.000	14	29	.483	0	41	0.8	0	0	37	0	0	60	1.2
1997-98	McLeod, Roshown	69	1649	338	687	.492	71	179	.397	194	262	.740	135	376	5.4	78	125	207	72	60	941	13.6
1981-84	McNeely, Doug	85	1103	88	202	.436	0	0	.000	55	82	.671	0	163	1.9	46	81	166	47	3	231	2.7
2006-07	McRoberts, Josh	69	2047	279	517	.540	10	36	.278	174	262	.664	130	449	6.5	167	131	190	80	128	742	10.8
1982-85	Meagher, Dan	118	2583	275	596	.461	0	0	.000	206	323	.638	0	476	4.0	137	189	334	74	14	756	6.4
2002-03	Means, Andy	17	47	4	9	.444	2	2	1.000	2	4	.500	5	14	0.8	2	3	3	3	0	12	0.7
1992-95	Meek, Erik	121	1877	214	358	.598	0	0	.000	185	322	.575	222	520	4.3	49	100	241	55	73	613	5.1
1971-73	Melchionni, Gary	77	0	305	685	.445	0	0	.000	193	231	.835	0	207	2.7	184	0	127	0	0	803	10.4
2003-06	Melchionni, Lee	117	1649	165	426	.387	111	309	.359	80	121	.661	66	260	2.2	68	67	168	63	14	521	4.5
1943-44	Metzler, Robert	18	0	4	0	.000	0	0	.000	2	0	.000	0	0	0.0	0	0	0	0	0	10	0.6
1960-62	Mewhort, Buzz	71	0	128	274	.467	0	0	.000	90	141	.638	0	225	3.2	0	0	110	0	0	346	4.9
1942-43	Miller, Alex	19	0	9	0	.000	0	0	.000	0	0	.000	0	0	0.0	0	0	0	0	0	18	0.9
1957-58	Miller, Don	39	0	45	121	.372	0	0	.000	27	40	.675	0	63	1.6	0	0	36	0	0	117	3.0
1937-39	Minor, Stoop	37	0	36	0	.000	0	0	.000	20	0	.000	0	0	0.0	0	0	0	0	0	92	2.5
1940-41	Mock, Bill	48	0	125	0	.000	0	0	.000	40	0	.000	0	0	0.0	0	0	0	0	0	290	6.0
1993-96	Moore, Tony	56	456	55	90	.611	0	0	.000	32	47	.681	49	106	1.9	24	34	61	11	26	142	2.5
2020-	Moore Jr., Wendell	25	601	64	154	.416	4	19	.211	54	67	.806	40	106	4.2	47	61	53	22	6	186	7.4
1954-56	Morgan, Junior	79	0	249	611	.408	0	0	.000	215	330	.652	0	643	8.1	0	0	260	0	0	713	9.0
1959-61	Morgan, Merrill	29	0	30	87	.345	0	0	.000	10	17	.588	0	26	0.9	0	0	31	0	0	70	2.4
1959	Morris, Johnny	1	0	0	1	.000	0	0	.000	0	0	.000	0	0	0.0	0	0	2	0	0	0	0.0
1976-79	Morrison, Harold	93	929	89	230	.387	0	0	.000	62	94	.660	0	193	2.1	45	66	136	0	0	240	2.6
1975-76	Moses, George	35	0	122	226	.540	0	0	.000	35	77	.455	0	316	9.0	90	0	113	61	0	279	8.0
1944	Mote, Kelly	2	0	0	0	.000	0	0	.000	0	0	.000	0	0	0.0	0	0	0	0	0	0	0.0
1944	Mott	4	0	1	0	.000	0	0	.000	0	0	.000	0	0	0.0	0	0	0	0	0	2	0.5
1939-41	Moyer, Bob	16	0	5	0	.000	0	0	.000	2	0	.000	0	0	0.0	0	0	0	0	0	12	0.8
1960-62	Mullen, Jack	56	0	107	248	.431	0	0	.000	49	99	.495	0	187	3.3	0	0	88	0	0	263	4.7
1962-64	Mullins, Jeff	86	0	770	1495	.515	0	0	.000	344	452	.761	0	776	9.0	0	0	190	0	0	1884	21.9
2013	Murphy, Alex	36	227	28	61	.459	6	29	.207	7	16	.438	11	35	1.0	2	12	21	5	3	69	1.9
1964	Murray, Terry	1	0	0	1	.000	0	0	.000	0	0	.000	0	2	2.0	0	0	1	0	0	0	0.0
1942	Nauman, Robert	2	0	1	0	.000	0	0	.000	0	0	.000	0	0	0.0	0	0	0	0	0	2	1.0
1946	Neighb																					

# 2020-21 DUKE MEN'S BASKETBALL

# MEDIA GUIDE

Years	Name	G	MIN	FG	FGA	PCT	3PT	3PA	PCT	FT	FTA	PCT	OR	TR	AVG	AST	TO	PF	ST	BL	PTS	AVG
1943	Osborn	1	0	1	0	.000	0	0	.000	0	0	.000	0	0	0.0	0	0	0	0	0	2	2.0
2004-07	Pagliuca, Joe	13	21	0	3	.000	0	1	.000	0	0	.000	0	1	1.0	0	0	2	0	0	0	0.0
2014-17	Pagliuca, Nick	29	41	1	9	.111	1	7	.143	1	2	.500	4	10	0.3	3	1	5	1	0	4	0.1
1989-91	Palmer, Crawford	82	670	75	126	.595	0	0	.000	45	70	.643	51	151	1.8	13	48	115	19	32	195	2.4
1937	Parker, Ace	2	0	0	0	.000	0	0	.000	0	0	.000	0	0	0.0	0	0	0	0	0	0	0.0
2014	Parker, Jabari	35	1073	236	499	.473	38	106	.358	160	214	.748	105	306	8.7	41	81	83	37	43	670	19.1
1992-95	Parks, Cherokee	131	3464	629	1142	.551	34	102	.333	351	465	.755	263	874	6.7	103	206	270	93	230	1643	12.5
1938-40	Parsons, Bill	66	0	87	0	.000	0	0	.000	52	0	.000	0	0	0.0	0	0	0	0	0	226	3.4
2006-09	Paulus, Greg	139	3752	376	907	.415	210	527	.398	231	298	.775	55	293	2.1	468	303	310	172	5	1193	8.6
1949	Pergerm, Ernest	16	0	8	0	.000	0	0	.000	8	0	.000	0	0	0.0	0	0	0	0	0	24	1.5
2005-06	Perkins, Ross	11	17	1	3	.333	1	1	1.000	0	0	.000	0	2	0.2	0	1	2	0	0	3	0.3
1996	Perry, Baker	5	5	2	2	1.000	1	1	1.000	1	1	1.000	0	1	0.2	0	0	2	0	0	6	1.2
2010-11	Peters, Casey	17	25	0	0	.000	0	0	.000	0	0	.000	0	4	0.2	0	1	0	1	0	0	0.0
1953	Peters, Tommy	9	0	3	6	.500	0	0	.000	4	6	.667	0	2	0.2	0	0	9	0	0	10	1.1
2013-16	Plumlee, Marshall	124	1778	155	233	.665	1	1	1.000	116	209	.555	199	476	3.8	59	68	192	46	101	427	3.4
2010-13	Plumlee, Mason	141	3641	525	914	.574	2	10	.200	332	569	.583	328	1085	7.7	213	280	347	113	199	1384	9.8
2009-12	Plumlee, Miles	135	2144	262	471	.556	1	1	1.000	125	200	.625	254	654	4.8	44	140	306	64	87	650	4.8
2006-09	Pocius, Martynas	81	532	51	129	.395	19	76	.250	21	26	.808	16	45	0.6	32	43	59	19	1	142	1.8
1937	Podger, Ken	21	0	75	0	.000	0	0	.000	28	0	.000	0	0	0.0	0	0	0	0	0	178	8.5
1948	Poplin, Walt	14	0	31	0	.000	0	0	.000	6	0	.000	0	0	0.0	0	0	0	0	0	68	4.9
1968-70	Posen, John	29	0	28	59	.475	0	0	.000	19	26	.731	0	35	1.2	23	0	26	0	0	75	2.6
1939-41	Price, Glenn	58	0	170	0	.000	0	0	.000	59	0	.000	0	0	0.0	0	0	0	0	0	399	6.9
1995-98	Price, Ricky	112	2509	382	895	.427	90	273	.330	172	252	.683	105	310	2.8	112	174	202	72	18	1026	9.2
1961	Raksnis, Charlie	2	0	1	1	1.000	0	0	.000	1	1	1.000	0	1	0.5	0	0	2	0	0	3	1.5
2003-05	Randolph, Shavlik	92	1608	205	405	.506	12	42	.286	158	247	.640	174	394	4.3	56	97	257	70	129	580	6.3
1942	Rauch, Marshall	2	0	1	0	.000	0	0	.000	0	0	.000	0	0	0.0	0	0	0	0	0	2	1.0
1972-74	Redding, Chris	78	0	399	813	.491	0	0	.000	343	425	.807	0	473	6.1	44	0	216	0	0	1141	14.6
2019	Reddish, Cam	36	1068	154	432	.356	89	267	.333	88	114	.772	20	133	3.7	70	96	86	56	21	485	13.5
2003-06	Redick, J.J.	139	4732	825	1906	.433	457	1126	.406	662	726	.912	66	375	2.7	306	296	226	152	9	2769	19.9
1965-67	Riedy, Bob	79	0	288	627	.459	0	0	.000	165	233	.708	0	535	6.8	0	0	197	0	0	741	9.4
1953	Riegel, Bill	26	0	147	361	.407	0	0	.000	131	213	.615	0	189	2.4	0	0	93	0	0	425	16.3
1972	Righter, Ron	25	0	59	128	.461	0	0	.000	44	59	.746	0	78	3.1	5	0	36	0	0	162	6.5
1937	Riley, Joe	17	0	17	0	.000	0	0	.000	5	0	.000	0	0	0.0	0	0	0	0	0	39	2.3
2012	Rivers, Austin	34	1129	174	402	.433	58	159	.365	121	184	.658	21	115	3.4	71	79	76	33	1	527	15.5
1938	Robb, Spencer	18	0	8	0	.000	0	0	.000	2	0	.000	0	0	0.0	0	0	0	0	0	18	1.0
1957-59	Robertson, Jerry	68	0	103	285	.361	0	0	.000	64	122	.525	0	255	3.8	0	0	125	0	0	270	4.0
1946	Robinson, Jack	20	0	17	0	.000	0	0	.000	3	0	.000	0	0	0.0	0	0	0	0	0	37	1.9
2017-20	Robinson, Justin	55	252	32	63	.508	19	47	.404	3	9	.333	9	43	0.8	10	11	32	7	30	86	1.6
1946	Roellke, Bob	22	0	14	0	.000	0	0	.000	9	0	.000	0	0	0.0	0	0	0	0	0	37	1.7
1955-56	Rosenthal, Dick	23	0	20	50	.400	0	0	.000	9	18	.500	0	23	1.0	0	0	5	0	0	49	2.1
19941-47	Rothbaum, Sammy	71	0	123	0	.000	0	0	.000	43	0	.000	0	0	0.0	0	0	0	0	0	289	4.1
1962	Salisbury, Steve	2	0	1	2	.500	0	0	.000	0	1	.000	0	0	0.0	0	0	0	0	0	2	1.0
2000-03	Sanders, Casey	124	1348	117	221	.529	0	0	.000	102	197	.518	150	316	2.5	27	85	238	29	120	336	2.7
1947-49	Sapp, Carl	74	0	94	0	.000	0	0	.000	51	0	.000	0	0	0.0	0	0	0	0	0	239	3.2
1970-71	Saunders, Larry	56	0	191	319	.599	0	0	.000	123	176	.699	0	406	7.3	24	0	145	0	0	505	9.0
1947-50	Scarborough, Dave	70	0	151	0	.000	0	0	.000	94	0	.000	0	0	0.0	0	0	90	0	0	396	5.7
2007-10	Scheyer, Jon	144	4759	586	1442	.406	297	780	.381	608	706	.861	148	522	3.6	440	211	229	208	30	2077	14.4
1961-63	Schmidt, Fred	64	0	176	371	.474	0	0	.000	61	73	.836	0	106	1.7	0	0	71	0	0	413	6.5
1956-58	Schmidt, Paul	67	0	193	425	.454	0	0	.000	173	273	.634	0	409	6.1	0	0	168	0	0	559	8.3
1942-47	Seward, John	100	0	354	0	.000	0	0	.000	188	0	.000	0	0	0.0	0	0	0	0	0	896	9.0
1952-54	Shabel, Fred	61	0	79	181	.436	0	0	.000	56	78	.718	0	76	1.2	10	0	115	0	0	214	3.5
1971-73	Shaw, Alan	82	0	263	480	.548	0	0	.000	218	300	.727	0	673	8.2	104	0	215	0	0	744	9.1
1939-41	Shokes, Eddie	40	0	65	0	.000	0	0	.000	16	0	.000	0	0	0.0	0	0	0	0	0	146	3.7
1944	Shy, DeWitt	13	0	11	0	.000	0	0	.000	2	0	.000	0	0	0.0	0	0	0	0	0	24	1.8
1949	Simmons, Buck	3	0	1	0	.000	0	0	.000	0	0	.000	0	0	0.0	0	0	0	0	0	2	0.7
2000-99	Simpson, J.D.	80	186	11	46	.239	4	25	.160	15	24	.625	6	27	0.3	14	22	13	9	0	41	0.5
2008-11	Singler, Kyle	148	4887	814	1879	.433	267	736	.363	497	643	.773	360	1015	6.9	293	316	387	168	107	2392	16.2
1995-98	Singleton, Todd	42	100	13	26	.500	0	0	.000	10	17	.588	5	15	0.4	5	5	12	1	4	36	0.9
1947-50	Skibstead, Wes	32	0	30	0	.000	0	0	.000	14	0	.000	0	0	0.0	0	0	13	0	0	74	2.3
1968-70	Smiley, Glen	8	0	6	13	.462	0	0	.000	2	5	.400	0	6	0.8	1	0	6	0	0	14	1.8
1986-89	Smith, John	120	2061	338	619	.546	26	54	.481	243	320	.759	118	358	3.0	54	160	219	67	21	945	7.9
2008-11	Smith, Nolan	143	3842	667	1490	.448	166	451	.368	411	514	.800	114	398	2.8	406	291	266	140	19	1911	13.4
1986-89	Snyder, Quin	136	3178	292	682	.428	108	303	.356	156	223	.700	44	260	1.9	575	316	341	185	59	848	6.2
1976-79	Spanarkel, Jim	114	3298	724	1374	.527	0	0	.000	564	700	.806	0	454	4.0	399	309	305	253	0	2012	17.6
1940-42	Spuhler, Raymond	64	0	103	0	.000	0	0	.000	29	0	.000	0	0	0.0	0	0	0	0	0	235	3.7
2020	Stanley, Cassius	29	796	128	270	.474	31	86	.360	77	105	.733	54	141	4.9	30	55	63	20	21	364	12.6
1942-48	Stark, Bill	35	0	33	0	.000	0	0	.000	7	0	.000	0	0	0.0	0	0	0	0	0	73	2.1
1943	Stough, Glenn	9	0	17	0	.000	0	0	.000	11	0	.000	0	0	0.0	0	0	0	0	0	45	5.0
1951	Strauss, Bob	3	0	1	6	.167	0	0	.000	0	2	.000	0	0	0.0	0	0	4	0	0	2	0.7
1985-88	Strickland, Kevin	125	2337	411	827	.497	91	241	.378	182	231											

# MEDIA GUIDE

# 2020-21 DUKE MEN'S BASKETBALL

Years	Name	G	MIN	FG	FGA	PCT	3PT	3PA	PCT	FT	FTA	PCT	OR	TR	AVG	AST	TO	PF	ST	BL	PTS	AVG
1955	Thuemmel, Bob	18	0	6	25	.240	0	0	.000	1	9	.111	0	5	0.3	0	0	20	0	0	13	0.7
1963-65	Tison, Hack	85	0	315	617	.511	0	0	.000	169	258	.655	0	583	6.9	0	0	202	0	0	799	9.4
1980-83	Tissaw, Mike	94	1525	75	178	.421	0	0	.000	85	160	.531	0	244	2.6	39	97	166	20	12	235	2.5
2018	Trent, Gary Jr.	37	1253	177	427	.415	97	241	.402	85	97	.876	31	157	4.2	52	38	62	43	5	536	14.5
1954-55	Tobin, Don	36	0	67	193	.347	0	0	.000	46	82	.561	0	121	3.4	0	0	93	0	0	180	5.0
2007	Tormey, Griffin	0	0	0	0	.000	0	0	.000	0	0	.000	0	0	0.0	0	0	0	0	0	0	0.0
2018	Tucker, Jordan	2	14	2	4	.500	1	2	.500	1	2	.500	0	1	0.5	0	2	0	0	0	6	3.0
1953-55	Turner, Hal	58	0	117	337	.347	0	0	.000	24	39	.615	0	52	0.9	0	0	67	0	0	258	4.4
1943-44	Turner, Kenny	25	0	14	0	.000	0	0	.000	7	0	.000	0	0	0.0	0	0	0	0	0	35	1.4
1962	Ulrich, Bill	21	0	34	86	.395	0	0	.000	10	18	.556	0	31	1.5	0	0	35	0	0	78	3.7
1964-66	Vacendak, Steve	84	0	378	877	.431	0	0	.000	197	289	.682	0	358	4.3	0	0	199	0	0	953	11.3
1939-41	Valasek, Cy	66	0	136	0	.000	0	0	.000	65	0	.000	0	0	0.0	0	0	0	0	0	337	5.1
1967-69	Vandenberg, Steve	76	0	239	443	.540	0	0	.000	160	214	.748	0	458	6.0	13	0	178	0	0	638	8.4
1965-67	Verga, Bob	80	0	728	1486	.490	0	0	.000	302	414	.729	0	299	3.7	0	0	195	0	0	1758	22.0
1957-58	Vernon, Bob	49	0	222	540	.411	0	0	.000	94	132	.712	0	156	3.2	0	0	61	0	0	538	11.0
2016-19	Vrankovic, Antonio	49	271	28	47	.596	0	0	.000	18	31	.581	37	78	1.6	18	17	45	3	12	74	1.5
1994-97	Wallace, Carmen	81	927	97	218	.445	29	67	.433	57	78	.731	67	138	1.7	29	46	115	37	27	280	3.5
1947-49	Wallingford, Tom	30	0	15	0	.000	0	0	.000	5	0	.000	0	0	0.0	0	0	0	0	0	35	1.2
1966	Warren, Dick	5	0	0	3	.000	0	0	.000	1	2	.500	0	3	0.6	0	0	1	0	0	1	0.2
1957-59	Watson, Bill	32	0	27	79	.342	0	0	.000	18	29	.621	0	34	1.1	0	0	37	0	0	72	2.3
1959	Wayand, Bob	1	0	0	2	.000	0	0	.000	1	2	.500	0	2	2.0	0	0	1	0	0	1	1.0
1981	Weingart, Jon	6	10	1	4	.250	0	0	.000	0	0	.000	0	1	0.2	1	0	1	0	0	2	0.3
1966-68	Wendelin, Ron	81	0	118	312	.378	0	0	.000	59	98	.602	0	154	1.9	0	0	171	0	0	295	3.6
1982-83	Wendt, Greg	44	366	41	102	.402	0	2	.000	21	36	.583	0	71	1.6	14	22	54	13	0	103	2.3
1970-72	West, Robby	37	0	62	157	.395	0	0	.000	18	28	.643	0	49	1.3	40	0	43	0	0	142	3.8
1941	Wetmore	4	0	3	0	.000	0	0	.000	0	0	.000	0	0	0.0	0	0	0	0	0	6	1.5
2017-20	White, Jack	103	1402	93	242	.384	47	163	.288	46	57	.807	82	307	3.0	57	56	124	52	67	279	2.7
1946	Whiting, Dick	29	0	80	0	.000	0	0	.000	62	0	.000	0	0	0.0	0	0	0	0	0	222	7.7
1981	Whitted, Gordon	11	17	0	1	.000	0	0	.000	0	2	.000	0	2	0.2	1	4	2	3	0	0	0.0
1946	Williams	3	0	1	0	.000	0	0	.000	1	0	.000	0	0	0.0	0	0	0	0	0	3	1.0
1980-82	Williams, Allen	73	833	85	174	.489	0	0	.000	47	75	.627	0	128	1.8	16	52	107	7	16	217	3.0
2009	Williams, Elloit	34	563	56	127	.441	9	36	.250	23	46	.500	29	77	2.3	23	29	58	21	1	144	4.2
2000-02	Williams, Jason	108	3572	713	1575	.453	313	797	.393	340	507	.671	89	395	3.7	644	424	253	235	14	2079	19.3
2003-06	Williams, Shelden	139	3903	687	1202	.572	4	12	.333	550	796	.691	447	1262	9.1	119	321	432	161	422	1928	13.9
1983-86	Williams, Weldon	73	369	52	97	.536	0	0	.000	22	37	.595	0	81	1.1	11	28	54	7	4	126	1.7
1962-63	Williamson, Scott	18	0	3	13	.231	0	0	.000	5	6	.833	0	15	0.8	0	0	3	0	0	11	0.6
2019	Williamson, Zion	33	990	296	435	.680	24	71	.338	130	203	.640	116	293	8.9	68	78	68	70	59	746	22.6
1940-41	Winkin, John	2	0	0	0	.000	0	0	.000	0	0	.000	0	0	0.0	0	0	0	0	0	0	0.0
2015	Winslow, Justise	39	1135	173	356	.486	46	110	.418	100	156	.641	49	252	6.5	82	71	108	52	34	492	12.6
1995-98	Wojciechowski, Steve	128	3263	198	517	.383	141	387	.364	150	205	.732	74	291	2.3	505	202	287	203	0	687	5.4
1938	Wood, Bob	2	0	0	0	.000	0	0	.000	1	0	.000	0	0	0.0	0	0	0	0	0	1	0.5
1944	Wright, Bill	26	0	129	0	.000	0	0	.000	38	0	.000	0	0	0.0	0	0	0	0	0	296	11.4
1970-72	Yarbrough, Stu	51	0	93	175	.531	0	0	.000	91	125	.728	0	116	2.3	21	0	71	0	0	277	5.4
1948-51	York, Scotty	98	0	154	328	.470	0	0	.000	103	83	1.241	0	0	0.0	0	0	96	0	0	411	4.2
1947-50	Youmans, Corren	99	0	390	0	.000	0	0	.000	193	0	.000	0	0	0.0	0	0	62	0	0	973	9.8
1975-76	Young, Kenny	43	0	79	200	.395	0	0	.000	32	48	.667	0	24	0.6	45	0	70	0	0	190	4.4
1959-61	Youngkin, Carroll	81	0	413	765	.540	0	0	.000	328	572	.573	0	829	10.2	0	0	232	0	0	1154	14.2
2010-14	Zafirovski, Todd	20	41	2	7	.286	0	0	.000	1	4	.250	1	6	0.3	1	1	6	1	2	5	0.3
1938	Zavlaris, Pete	11	0	4	0	.000	0	0	.000	1	0	.000	0	0	0.0	0	0	0	0	0	9	0.8
1965-66	Zimmer, Bill	9	0	4	16	.250	0	0	.000	8	12	.667	0	6	0.7	0	0	0	0	0	16	1.8
2007-10	Zoubek, Brian	133	1670	225	379	.594	0	0	.000	112	184	.609	276	599	4.5	73	130	289	55	86	562	4.2



## 1,000-Point Scorers

## 1. J.J. REDICK (6-4 • GUARD • ROANOKE, VA.)

2,769

Year	GP	MP	FG	FGA	Pct.	3FG	3FGA	Pct	FT	FTA	Pct	Reb	Avg	Pts	PPG
02-03	33	1013	149	361	.413	95	238	.399	102	111	.919	81	2.5	495	15.0
03-04	37	1151	172	407	.423	102	258	.395	143	150	.953	115	3.1	589	15.9
04-05	33	1231	202	495	.408	121	300	.403	196	209	.938	108	3.3	721	21.8
05-06	36	1336	302	643	.470	139	330	.421	221	256	.863	71	2.0	964	26.8
Totals	139	4732	825	1906	.433	457	1126	.406	662	726	.912	375	2.7	2769	19.9

## 2. JOHNNY DAWKINS (6-2 • GUARD • WASHINGTON D.C.)

2,556

Year	GP	MP	FG	FGA	Pct.	3FG	3FGA	Pct	FT	FTA	Pct	Reb	Avg	Pts	PPG
82-83	28	1002	207	414	.500	19	54	.352	73	107	.682	115	4.1	506	18.1
83-84	34	1306	263	547	.481	-	-	-	133	160	.831	138	4.1	659	19.4
84-85	31	1117	225	455	.495	-	-	-	132	166	.795	141	4.5	582	18.8
85-86	40	1324	331	603	.549	-	-	-	147	181	.812	142	3.6	809	20.2
Total	133	4749	1026	2019	.508	19	54	.352	485	614	.790	536	4.0	2556	19.2

## 3. CHRISTIAN LAETTNER (6-11 • CENTER • ANGOLA, N.Y.)

2,460

Year	GP	MP	FG	FGA	Pct.	3FG	3FGA	Pct	FT	FTA	Pct	Reb	Avg	Pts	PPG
88-89	36	608	115	159	.723	1	1	1.000	88	121	.727	170	4.7	319	8.9
89-90	38	1135	194	380	.511	6	12	.500	225	269	.836	364	9.6	619	16.3
90-91	39	1178	271	471	.575	18	53	.340	211	263	.802	340	8.7	771	19.8
91-92	35	1128	254	442	.575	54	97	.557	189	232	.815	275	7.9	751	21.5
Total	148	4048	834	1452	.574	79	163	.485	713	885	.806	1149	7.8	2460	16.6

## 4. KYLE SINGLER (6-8 • FORWARD • MEDFORD, ORE.)

2,392

Year	GP	MP	FG	FGA	Pct.	3FG	3FGA	Pct	FT	FTA	Pct	Reb	Avg	Pts	PPG
07-08	34	972	159	348	.457	51	150	.340	82	106	.774	198	5.8	451	13.3
08-09	37	1193	208	472	.441	69	180	.383	124	174	.713	284	7.7	609	16.5
09-10	40	1436	228	550	.415	85	213	.399	166	208	.798	280	7.0	707	17.7
10-11	37	1286	219	509	.430	62	193	.321	125	155	.806	253	6.8	625	16.9
Totals	148	4887	814	1879	.433	267	736	.363	497	643	.773	1015	6.9	2392	16.2

## 5. MIKE GMINSKI (6-11 • CENTER • MONROE, CONN.)

2,323

Year	GP	MP	FG	FGA	Pct.	3FG	3FGA	Pct	FT	FTA	Pct	Reb	Avg	Pts	PPG
76-77	27	938	175	340	.515	-	-	-	64	91	.703	289	10.7	414	15.3
77-78	32	1011	246	450	.547	-	-	-	148	176	.841	319	10.0	640	20.0
78-79	30	1024	218	420	.519	-	-	-	129	177	.729	275	9.2	565	18.8
79-80	33	1184	262	487	.538	-	-	-	180	214	.841	359	10.9	704	21.3
Totals	122	4157	901	1697	.531	-	-	-	521	658	.792	1242	10.2	2323	19.0

## 6. DANNY FERRY (6-10 • FORWARD • BOWIE, MD.)

2,155

Year	GP	MP	FG	FGA	Pct.	3FG	3FGA	Pct	FT	FTA	Pct	Reb	Avg	Pts	PPG
85-86	40	912	91	198	.460	-	-	-	54	86	.628	221	5.5	236	5.9
86-87	33	1096	172	383	.449	25	63	.397	92	109	.844	256	7.8	461	14.0
87-88	35	1138	247	519	.476	38	109	.349	135	163	.828	266	7.6	667	19.1
88-89	35	1162	300	575	.522	45	106	.425	146	193	.756	260	7.4	791	22.6
Totals	143	4307	810	1675	.484	108	278	.388	427	551	.775	1003	7.0	2155	15.1

## 7. MARK ALARIE (6-8 • FORWARD • SCOTTSDALE, ARIZ.)

2,136

Year	GP	MP	FG	FGA	Pct.	3FG	3FGA	Pct	FT	FTA	Pct	Reb	Avg	Pts	PPG
82-83	28	785	130	263	.494	0	2	.000	104	128	.813	18	-6.5	364	13.0
83-84	34	1129	230	400	.575	-	-	-	134	176	.761	245	7.2	594	17.5
84-85	31	935	206	352	.585	-	-	-	80	101	.792	158	5.1	492	15.9
85-86	40	1193	262	490	.535	-	-	-	162	197	.822	249	6.2	686	17.2
Totals	133	4042	828	1505	.550	0	2	.000	480	602	.797	833	6.3	2136	16.1

## T8. GENE BANKS (6-7 • FORWARD • PHILADELPHIA, PA.)

2,079

Year	GP	MP	FG	FGA	Pct.	3FG	3FGA	Pct	FT	FTA	Pct	Reb	Avg	Pts	PPG
77-78	34	1135	238	451	.528	-	-	-	105	146	.719	292	8.6	581	17.1
78-79	30	1057	175	353	.496	-	-	-	79	126	.627	255	8.5	429	14.3
79-80	33	1160	212	404	.525	-	-	-	146	183	.798	254	7.7	570	17.3
80-81	27	933	202	350	.577	-	-	-	95	134	.709	184	6.8	499	18.5
Totals	124	4285	827	1558	.531	-	-	-	425	589	.722	985	7.9	2079	16.8

## T8. JASON WILLIAMS (6-2 • GUARD • PLAINFIELD, N.J.)

2,079

Year	GP	MP	FG	FGA	Pct.	3FG	3FGA	Pct	FT	FTA	Pct	Reb	Avg	Pts	PPG
99-00	34	1157	179	427	.419	73	206	.354	61	89	.685	143	4.2	492	14.5
00-01	39	1240	285	603	.473	132	309	.427	139	211	.659	128	3.3	841	21.6
01-02	35	1175	249	545	.457	108	282	.383	140	207	.676	124	3.5	746	21.3
Totals	108	3572	713	1575	.453	313	797	.393	340	507	.671	395	3.7	2079	19.3

## 10. JON SCHEYER (6-5 • GUARD • NORTHBROOK, ILL.)

2,077

Year	GP	MP	FG	FGA	Pct.	3FG	3FGA	Pct	FT	FTA	Pct	Reb	Avg	Pts	PPG
06-07	33	1112	113	284	.398	61	167	.365	115	136	.846	110	3.3	402	12.2
07-08	34	963	115	259	.444	47	121	.388	120	135	.889	134	3.9	397	11.7
08-09	37	1214	146	368	.397	79	205	.385	179	214	.836	134	3.6	550	14.9
09-10	40	1470	212	531	.399	110	287	.383	194	221	.878	144	3.6	728	18.2
Totals	144	4759	586	1442	.406	297	780	.381	608	706	.861	522	3.6	2077	14.4

## 11. JIM SPANARKEL (6-5 • GUARD • JERSEY CITY, N.J.)

2,012

Year	GP	MP	FG	FGA	Pct.	3FG	3FGA	Pct	FT	FTA	Pct	Reb	Avg	Pts	PPG
75-76	23	-	120	219	.548	-	-	-	67	97	.691	101	4.4	307	13.3
76-77	27	1019	172	331	.520	-	-	-	175	209	.837	147	5.4	519	19.2
77-78	34	1195	244	460	.530	-	-	-	220	255	.863	116	3.4	708	20.8
78-79	30	1084	188	364	.516	-	-	-	102	139	.734	90	3.0	478	15.9
Totals	114	-	724	1374	.527	-	-	-	564	700	.806	454	4.0	2012	17.6

## 12. GRAYSON ALLEN (6-5 • GUARD • JACKSONVILLE, FLA.)

1,996

Year	GP	MP	FG	FGA	Pct.	3FG	3FGA	Pct	FT	FTA	Pct	Reb	Avg	Pts	PPG
14-15	35	322	45	106	.425	18	52	.346	45	53	.849	35	1.0	153	4.4
15-16	36	1317	239	513	.466	90	216	.417	211	252	.837	165	4.6	779	21.6
16-17	34	1007	141	357	.395	81	222	.365	129	159	.811	127	3.7	492	14.5
17-18	37	1319	181	433	.418	102	276	.370	108	127	.850	123	3.3	572	15.5
Totals	142	3965	606	1409	.430	291	766	.380	493	591	.834	450	3.2	1996	14.1

## T13. ART HEYMAN (6-5 • FORWARD • ROCKVILLE CENTER, N.Y.)

1,984

Year	GP	MP	FG	FGA	Pct.	3FG	3FGA	Pct	FT	FTA	Pct	Reb	Avg	Pts	PPG
60-61	25	-	229	448	.469	-	-	-	171	263	.650	272	10.9	629	25.2
61-62	24	-	219	506	.433	-	-	-	170	276	.616	269	11.2	608	25.3
62-63	30	-	265	586	.452	-	-	-	217	314	.691	324	10.8	747	24.9
Totals	79	-	713	1580	.451	-	-	-	558	853	.654	865	10.9	1984	25.1

## T13. SHANE BATTIER (6-8 • FORWARD • BIRMINGHAM, MICH.)

1,984

Year	GP	MP	FG	FGA	Pct.	3FG	3FGA	Pct	FT	FTA	Pct	Reb	Avg	Pts	PPG
97-98	36	887	96	178	.539	4	24	.167	79	108	.731	230	6.4	275	7.6
98-99	37	881	114	209	.545	39	94	.415	71	98	.724	180	4.9	338	9.1
99-00	34	1206	190	383	.496	79	178	.444	134	164	.817	192	5.6	593	17.4
00-01	39	1363	251	533	.471	124	196	.419	152	191	.796	285	7.3	778	19.9
Totals	146	4337	651	1303	.500	246	592	.416	436	561	.777	887	6.1	1984	13.6

# MEDIA GUIDE

24. RONNIE MAYER (6-4 • FORWARD • AVALON, PA.)														1,647	
Year	GP	MP	FG	FGA	Pct.	3FG	3FGA	Pct	FT	FTA	Pct	Reb	Avg	Pts	PPG
52-53	25	-	40	101	.369	-	-	-	58	83	.699	121	4.8	138	5.5
53-54	27	-	114	280	.407	-	-	-	121	153	.791	265	9.8	349	12.9
54-55	28	-	217	509	.426	-	-	-	173	229	.755	348	12.4	607	21.7
55-56	25	-	195	452	.431	-	-	-	163	208	.784	220	8.8	553	22.1
Totals	105	-	566	1342	.422	-	-	-	515	673	.765	954	9.1	1647	15.7

25. CHEROKEE PARKS (6-11 • CENTER • HUNTINGTON BEACH, CALIF.)														1,643	
Year	GP	MP	FG	FGA	Pct.	3FG	3FGA	Pct	FT	FTA	Pct	Reb	Avg	Pts	PPG
91-92	34	435	60	105	.571	0	0	—	50	69	.725	81	2.4	170	5.0
92-93	32	899	161	247	.652	0	0	—	72	100	.720	220	6.9	394	12.3
93-94	34	1038	186	347	.536	3	17	.176	115	149	.772	284	8.4	490	14.4
94-95	31	1091	222	443	.501	31	85	.365	114	147	.776	289	9.3	589	19.0
Totals	131	3463	629	1142	.551	34	102	.333	351	465	.755	874	6.7	1643	12.5

26. JEFF CAPEL (6-4 • GUARD • FAYETTEVILLE, N.C.)														1,601	
Year	GP	MP	FG	FGA	Pct.	3FG	3FGA	Pct	FT	FTA	Pct	Reb	Avg	Pts	PPG
93-94	34	899	109	238	.458	32	76	.421	42	64	.656	93	2.7	292	8.6
94-95	31	912	144	323	.446	63	147	.460	36	56	.643	84	2.7	387	12.5
95-96	31	1083	185	492	.376	73	221	.330	71	93	.763	122	3.9	514	16.6
96-97	33	880	142	309	.460	52	119	.437	72	116	.621	91	2.8	408	12.4
Totals	129	3774	580	1362	.426	220	553	.398	221	329	.672	390	3.0	1601	12.4

27. DANIEL EWING (6-4 • GUARD • MISSOURI CITY, TEXAS)														1,595	
Year	GP	MP	FG	FGA	Pct.	3FG	3FGA	Pct	FT	FTA	Pct	Reb	Avg	Pts	PPG
01-02	35	638	80	167	.479	32	70	.457	35	51	.686	78	2.2	227	6.5
02-03	33	920	126	293	.430	42	105	.400	101	123	.821	104	3.2	395	12.0
03-04	37	1131	151	362	.417	74	180	.411	92	124	.742	96	2.6	468	12.6
04-05	33	1138	181	424	.427	69	199	.347	74	107	.692	104	3.2	505	15.3
Totals	138	3827	538	1246	.432	217	554	.392	302	405	.746	382	2.8	1595	11.6

28. THOMAS HILL (6-5 • GUARD • LANCASTER, TEXAS)														1,594	
Year	GP	MP	FG	FGA	Pct.	3FG	3FGA	Pct	FT	FTA	Pct	Reb	Avg	Pts	PPG
89-90	34	430	46	89	.517	3	7	.429	22	35	.629	74	2.2	117	3.4
90-91	39	908	164	297	.552	21	52	.404	101	136	.743	142	3.6	450	11.5
91-92	36	1102	196	367	.534	47	91	.407	96	125	.768	121	3.4	525	14.6
92-93	32	1022	184	384	.479	34	96	.354	100	147	.680	151	4.7	502	15.7
Totals	141	3462	590	1137	.519	95	246	.386	319	443	.720	488	3.5	1594	11.3

29. QUINN COOK (6-2 • GUARD • WASHINGTON, D.C.)														1,571	
Year	GP	MP	FG	FGA	Pct.	3FG	3FGA	Pct	FT	FTA	Pct	Reb	Avg	Pts	PPG
11-12	33	387	47	116	.405	14	56	.250	38	49	.776	34	1.0	146	4.4
12-13	36	1208	151	363	.416	55	140	.393	64	73	.877	138	3.8	421	11.7
13-14	35	1042	137	317	.432	65	175	.371	67	81	.827	76	2.2	406	11.6
14-15	39	1396	199	439	.453	102	258	.395	98	110	.891	131	3.4	598	15.3
Totals	143	4033	534	1235	.432	236	629	.375	267	313	.853	379	2.7	1571	11.0

30. DAVID HENDERSON (6-5 • GUARD • DREWRY, N.C.)															1,570
Year	GP	MP	FG	FGA	Pct.	3FG	3FGA	Pct	FT	FTA	Pct	Reb	Avg	Pts	PPG
82-83	28	697	100	238	.420	9	33	.273	45	64	.703	120	4.3	254	9.1
83-84	33	878	153	318	.481	-	-	-	140	193	.725	109	3.3	446	13.5
84-85	28	660	116	233	.498	-	-	-	85	137	.620	98	3.5	317	11.3
85-86	39	1090	217	419	.518	-	-	-	119	160	.744	186	4.8	553	14.2
Totals	128	2447	586	1208	.485	9	33	.273	389	554	.702	513	4.0	1570	12.3

31. CARLOS BOOZER (6-9 • CENTER • JUNEAU, ALASKA)														1,506
Year	GP	MP	FG	FGA	Pct.	3FG	3FGA	Pct	FT	FTA	Pct	Reb	Avg	Pts
99-00	34	807	164	267	.614	0	0	-	115	155	.742	213	6.3	443
00-01	32	820	160	265	.604	0	0	-	105	146	.719	208	6.5	425
01-02	35	993	230	346	.665	0	1	.000	178	236	.754	303	8.7	638
Totals	101	2620	554	878	.631	0	1	.000	398	537	.741	724	7.2	1506

T32. VINCE TAYLOR (6-5 • GUARD • LEXINGTON, KY.)															1,455
Year	GP	MP	FG	FGA	Pct	3FG	3FGA	Pct	FT	FTA	Pct	Reb	Avg	Pts	PPG
78-79	30	361	49	90	.544	-	-	-	17	31	.548	31	1.0	115	3.8
79-80	33	1104	138	289	.478	-	-	-	73	108	.675	69	2.1	349	10.6
80-81	30	1028	169	341	.496	-	-	-	104	169	.615	110	3.7	442	14.7
81-82	27	1037	217	419	.518	-	-	-	115	171	.673	133	4.9	549	20.3
Totals	120	3530	573	1139	.503	-	-	-	309	479	.645	343	2.9	1455	12.1

T32. CHRIS CARRAWELL (6-6 • FORWARD • ST. LOUIS, MO.)														1,455	
Year	GP	MP	FG	FGA	Pct.	3FG	3FGA	Pct	FT	FTA	Pct	Reb	Avg	Pts	PPG
96-97	31	503	72	125	.576	0	2	.000	27	47	.574	97	3.1	171	5.5
97-98	32	710	121	251	.482	14	38	.368	66	103	.641	117	3.7	322	10.1
98-99	39	1116	144	317	.454	19	55	.345	79	137	.577	188	4.9	386	9.9
99-00	34	1212	205	422	.486	29	77	.377	137	176	.778	206	6.1	576	16.9
Totals	136	3541	542	1115	.486	62	172	.360	309	463	.667	608	4.5	1455	10.8

34. MIKE LEWIS (6-7 • CENTER • MISSOULA, MONT.)														1,417	
Year	GP	MP	FG	FGA	Pct.	3FG	3FGA	Pct	FT	FTA	Pct	Reb	Avg	Pts	PPG
65-66	30	-	161	271	.595	-	-	-	84	112	.750	329	11.0	406	13.9
66-67	26	-	152	285	.533	-	-	-	99	126	.786	320	12.3	403	15.5
67-68	28	-	230	418	.550	-	-	-	148	197	.751	402	14.4	608	21.7
Totals	84	-	543	974	.557	-	-	-	331	435	.761	1051	12.5	1417	16.9

35. PHIL HENDERSON (6-5 • GUARD • UNIVERSITY PARK, ILL.)														1,397	
Year	GP	MP	FG	FGA	Pct	3FG	3FGA	Pct	FT	FTA	Pct	Reb	Avg	Pts	PPG
86-87	8	94	20	36	.556	9	13	.692	9	15	.600	6	0.8	58	7.3
87-88	34	561	72	168	.429	11	41	.268	44	60	.733	59	1.7	199	5.9
88-89	36	1066	167	318	.525	29	75	.387	94	123	.764	124	3.4	457	12.7
89-90	37	1165	251	531	.473	79	191	.414	102	122	.836	141	3.8	683	18.5
Totals	115	2885	510	1053	.484	128	320	.400	249	320	.778	330	2.9	1397	12.1

# 2020-21 DUKE MEN'S BASKETBALL

36. SETH CURRY (6-2 • GUARD • CHARLOTTE, N.C.)														1,394	
Year	GP	MP	FG	FGA	Pct.	3FG	3FGA	Pct	FT	FTA	Pct	Reb	Avg	Pts	PPG
10-11	37	924	101	239	.423	64	147	.435	67	85	.788	67	1.8	333	9.0
11-12	34	1026	141	336	.420	64	167	.383	103	118	.873	89	2.6	449	13.2
12-13	35	1130	197	424	.465	95	217	.438	123	152	.809	89	2.5	612	17.5
Totals	106	3080	223	551	.420	223	531	.420	293	355	.825	245	2.3	1394	13.2

37. MASON PLUMLEE (6-10 • FORWARD • WARSAW, IND.)														1,384	
Year	GP	MP	FG	FGA	Pct.	3FG	3FGA	Pct	FT	FTA	Pct	Reb	Avg	Pts	PPG
09-10	34	480	49	106	.462	2	8	.250	25	46	.543	105	3.1	125	3.7
10-11	37	949	112	189	.593	0	2	.000	41	93	.441	309	8.4	265	7.2
11-12	34	964	143	250	.572	0	0	.000	93	176	.528	312	9.2	379	11.1
12-13	36	1248	221	369	.599	0	0	.000	173	254	.681	359	10.0	615	17.1
Totals	141	3641	525	914	.574	2	10	.200	332	569	.583	1075	7.7	1384	9.8

2020-21 DUKE MEN’S BASKETBALL

48. TOMMY AMAKER (6-0 • GUARD • FALLS CHURCH, VA.)															1,168
Year	GP	MP	FG	FGA	Pct.	3FG	3FGA	Pct	FT	FTA	Pct	Reb	Avg	Pts	PPG
83-84	34	1235	103	203	.507	-	-	-	48	57	.842	82	2.4	254	7.5
84-85	31	1047	96	214	.449	-	-	-	61	79	.772	69	2.2	253	8.2
85-86	40	1209	101	225	.449	-	-	-	53	70	.757	80	2.0	255	6.4
86-87	33	1175	156	348	.448	44	103	.427	50	62	.806	77	2.3	406	12.3
Totals	138	4666	456	990	.461	44	103	.427	212	268	.791	308	2.2	1168	8.5

49. CARROLL YOUNGKIN (6-6 • FORWARD • WINSTON-SALEM, N.C.)															1,154
Year	GP	MP	FG	FGA	Pct.	3FG	3FGA	Pct	FT	FTA	Pct	Reb	Avg	Pts	PPG
58-59	25	-	136	266	.512	-	-	-	127	212	.600	277	11.1	399	15.9
59-60	28	-	131	246	.533	-	-	-	113	208	.543	278	9.9	375	13.4
60-61	28	-	146	253	.577	-	-	-	88	152	.578	274	9.8	380	13.6
Totals	81	-	413	765	.540	-	-	-	328	572	.573	829	10.2	1154	14.2

50. LUKE KENNARD (6-6 • GUARD • FRANKLIN, OHIO)															1,147
Year	GP	MP	FG	FGA	Pct.	3FG	3FGA	Pct	FT	FTA	Pct	Reb	Avg	Pts	PPG
15-16	36	961	141	335	.421	55	172	.320	88	99	.889	129	3.6	425	11.8
16-17	37	1314	237	485	.489	88	201	.438	160	187	.856	188	5.1	722	19.5
Totals	73	2275	378	820	.461	143	373	.383	248	286	.867	389	4.3	1147	15.7

51. CHRIS REDDING (6-10 • CENTER • BETHESDA, MD.)															1,141
Year	GP	MP	FG	FGA	Pct.	3FG	3FGA	Pct	FT	FTA	Pct	Reb	Avg	Pts	PPG
71-72	26	-	124	265	.468	-	-	-	137	172	.779	165	6.3	385	14.7
72-73	26	-	158	296	.534	-	-	-	124	147	.844	167	6.4	440	16.9
73-74	26	-	117	252	.464	-	-	-	82	105	.781	141	5.4	316	12.2
Totals	78	-	399	813	.491	-	-	-	343	424	.802	473	6.1	1141	14.6

52. BOB FLEISCHER (6-8 • FORWARD • YOUNGSTOWN, OHIO)															1,139
Year	GP	MP	FG	FGA	Pct.	3FG	3FGA	Pct	FT	FTA	Pct	Reb	Avg	Pts	PPG
72-73	26	-	100	190	.526	-	-	-	85	108	.787	221	8.5	285	11.0
73-74	26	-	163	312	.522	-	-	-	81	107	.757	323	12.4	407	15.7
74-75	26	-	178	287	.620	-	-	-	91	118	.771	273	10.5	447	17.2
Totals	78	-	441	789	.559	-	-	-	257	333	.772	817	10.5	1139	14.6

53. ALAA ABDELNABY (6-10 • CENTER • BLOOMFIELD, N.J.)															1,137
Year	GP	MP	FG	FGA	Pct.	3FG	3FGA	Pct	FT	FTA	Pct	Reb	Avg	Pts	PPG
86-87	29	191	47	81	.580	0	0	-	12	23	.522	50	1.7	106	3.7
87-88	34	320	61	123	.496	0	0	-	44	63	.698	67	2.0	166	4.9
88-89	33	531	123	194	.634	0	0	-	47	67	.701	125	3.8	293	8.9
89-90	38	947	217	350	.620	0	0	-	138	178	.775	252	6.6	572	15.1
Totals	134	2017	448	748	.599	0	0	-	241	331	.728	494	3.7	1137	8.5

54. WILLIE HODGE (6-9 • CENTER • SAN ANTONIO, TEXAS)															1,117
Year	GP	MP	FG	FGA	Pct.	3FG	3FGA	Pct	FT	FTA	Pct	Reb	Avg	Pts	PPG
72-73	23	-	47	87	.529	-	-	-	31	40	.775	79	3.4	125	5.3
73-74	26	-	101	212	.476	-	-	-	38	60	.633	131	5.0	240	9.2
74-75	26	-	126	243	.519	-	-	-	44	61	.721	185	7.1	296	11.4
75-76	27	-	189	364	.519	-	-	-	78	102	.765	210	7.8	456	16.9
Totals	102	-	463	906	.511	-	-	-	191	263	.726	605	5.9	1117	11.0

55. NATE JAMES (6-6 • GUARD/FORWARD • WASHINGTON, D.C.)															1,116
Year	GP	MP	FG	FGA	Pct.	3FG	3FGA	Pct	FT	FTA	Pct	Reb	Avg	Pts	PPG
96-97	17	144	15	36	.417	5	16	.313	11	20	.550	34	2.0	46	2.7
97-98	6	41	6	14	.429	2	4	.500	7	9	.778	9	1.5	21	3.5
98-99	39	573	69	152	.454	15	52	.288	43	65	.662	102	2.6	196	5.0
99-00	34	970	136	290	.469	46	122	.377	55	77	.714	153	4.5	373	11.0
00-01	39	1085	161	326	.494	43	137	.313	115	144	.799	202	5.2	480	12.3
Totals	135	2813	387	818	.473	111	331	.335	231	315	.733	500	3.7	1116	8.3

T56. HOWARD HUNT (6-3 • GUARD • BECKLEY, W.V.)															1,095
Year	GP	MP	FG	FGA	Pct.	3FG	3FGA	Pct	FT	FTA	Pct	Reb	Avg	Pts	PPG
58-59	24	-	134	379	.354	-	-	-	108	140	.760	197	8.9	376	15.7
59-60	28	-	146	355	.411	-	-	-	84	104	.800	238	8.5	376	13.4
60-61	28	-	140	336	.417	-	-	-	63	97	.649	140	5.0	343	12.3
Totals	80	-	420	1070	.393	-	-	-	255	341	.748	575	7.2	1095	13.7

T56. KEVIN STRICKLAND (6-5 • GUARD • MT. AIRY, N.C.)															1,095
Year	GP	MP	FG	FGA	Pct.	3FG	3FGA	Pct	FT	FTA	Pct	Reb	Avg	Pts	PPG
84-85	27	252	49	84	.583	-	-	-	10	17	.588	36	1.3	108	4.0
85-86	32	243	29	78	.372	-	-	-	9	13	.692	37	1.2	67	2.1
86-87	31	806	120	261	.460	36	92	.391	79	97	.814	143	4.6	355	11.5
87-88	35	1036	213	404	.527	55	149	.369	84	104	.808	158	4.5	565	16.1
Totals	125	2338	411	827	.497	91	241	.378	182	231	.788	374	3.0	1095	8.8

58. CHRIS COLLINS (6-3 • GUARD • NORTHBROOK, ILL.)															1,091
Year	GP	MP	FG	FGA	Pct.	3FG	3FGA	Pct	FT	FTA	Pct	Reb	Avg	Pts	PPG
92-93	29	367	56	139	.403	37	85	.435	20	32	.625	33	1.1	169	5.8
93-94	34	1055	110	275	.400	76	202	.376	45	63	.714	68	2.0	341	10.0
94-95	28	450	36	121	.298	17	73	.233	20	26	.769	31	1.1	109	3.9
95-96	29	1002	155	332	.467	79	179	.441	83	115	.722	111	3.8	472	16.3
Totals	120	2874	357	867	.412	209	539	.388	168	236	.712	243	2.0	1091	9.1

59. AMILE JEFFERSON (6-9 • FORWARD • PHILADELPHIA, PA.)															1,079
Year	GP	MP	FG	FGA	Pct.	3FG	3FGA	Pct	FT	FTA	Pct	Reb	Avg	Pts	PPG
12-13	32	405	51	94	.543	0	0	.000	25	41	.610	92	2.9	127	4.0
13-14	35	796	94	146	.644	0	0	.000	40	81	.494	240	6.9	228	6.5
14-15	39	831	94	149	.631	0	0	.000	51	92	.554	226	5.8	239	6.1
15-16	9	273	41	60	.683	0	0	.000	21	38	.553	93	10.3	103	11.4
16-17	35	1039	146	238	.613	0	0	.000	90	143	.629	293	8.4	382	10.9
Totals	150	3344	426	687	.620	0	0	.000	227	395	.575	944	6.3	1079	7.2

MEDIA GUIDE

60. JAY BILAS (6-8 • FORWARD • ROLLING HILLS, CALIF.)															1,062
Year	GP	MP	FG	FGA	Pct.	3FG	3FGA	Pct	FT	FTA	Pct	Reb	Avg	Pts	PPG
82-83	28	645	88	159	.553	0	0	-	69	103	.670	159	5.7	245	8.8
83-84	34	763	95	191	.497	-	-	-	84	130	.646	181	5.3	274	8.1
84-85	31	764	106	177	.599	-	-	-	100	144	.694	186	6.0	312	10.1
85-86	34	692	76	128	.594	-	-	-	79	134	.590	166	4.9	231	6.8
Totals	127	2864	365	655	.557	-	-	-	332	511	.650	692	5.4	1062	8.4

61. KENNY DENNARD (6-8 • FORWARD • KING, N.C.)															1,057
Year	GP	MP	FG	FGA	Pct	3FG	3FGA	Pct	FT	FTA	Pct	Reb	Avg	Pts	PPG
77-78	34	988	140	254	.551	-	-	-	51	76	.671	215	6.3	331	9.7
78-79	29	811	81	168	.482	-	-	-	25	46	.543	124	4.2	187	6.4
79-80	24	722	93	169	.550	-	-	-	35	60	.583	126	5.3	221	9.2
80-81	30	993	138	290	.476	-	-	-	42	78	.538	206	6.9	318	10.6
Totals	117	3514	452	881	.513	-	-	-	153	260	.588	671	5.7	1057	9.0



## **RESULTS**

---

<b>Year-by-Year Record</b>	<b>162-163</b>
<b>All-Time Results</b>	<b>164-180</b>
<b>Series Records</b>	<b>181-190</b>
<b>Duke vs. Conferences</b>	<b>191</b>
<b>Duke Dominance</b>	<b>192</b>



## Year-by-Year Record

Year	Overall W-L	Conference W-L	Conference Tournament Finish	AP Poll	Coaches Poll	Postseason Results	Head Coach	Captain(s)
1905-06	2-3	---	---	---	---	---	W.W. Cap Card	Thad G. Stem
1906-07	4-2	---	---	---	---	---	W.W. Cap Card	Thad G. Stem
1907-08	2-3	---	---	---	---	---	W.W. Cap Card	Bill Lilly
1908-09	8-1	---	---	---	---	---	W.W. Cap Card	Emsley Armfield
1909-10	4-4	---	---	---	---	---	W.W. Cap Card	Paul Kiker
1910-11	4-3	---	---	---	---	---	W.W. Cap Card	Henry G. "Bull" Hedrick
1911-12	6-1	---	---	---	---	---	W.W. Cap Card	Claude Brinn
1912-13	11-8	---	---	---	---	---	Joseph E. Brinn	Claude Brinn
1913-14	12-9	---	---	---	---	---	Noble L. Clay	Beal Siler
1914-15	10-10	---	---	---	---	---	Noble L. Clay	William A. "Shag" Thorne
1915-16	9-11	---	---	---	---	---	Bob Doak	Linville K. "Hip" Martin
1916-17	20-4	---	---	---	---	---	Chick Doak	Linville K. "Hip" Martin
1917-18	10-5	---	---	---	---	---	Chick Doak	Earl Long
1918-19	6-5	---	---	---	---	---	Henry P. Cole	Henry P. Cole (player-coach)
1919-20	10-4	---	---	---	---	---	Walter J. Rothensies	Loyd B. Hathaway
1920-21	9-6	---	---	---	---	---	Floyd Egan	Loyd B. Hathaway
1921-22	6-12	---	---	---	---	---	James Baldwin	Oscar L. Richardson
1922-23	15-7	---	---	---	---	---	Jesse S. Burbage	James Simpson
1923-24	19-6	---	---	---	---	---	Jesse S. Burbage	Everett Spikes
1924-25	4-9	---	---	---	---	---	George Buchheit	Ed Bullock
1925-26	8-12	---	---	---	---	---	George Buchheit	Pete Moss
1926-27	4-10	---	---	---	---	---	George Buchheit	Marshall Butler
1927-28	9-5	---	---	---	---	---	George Buchheit	Doug Kelley
1928-29	12-8	5-4	Finalist	---	---	---	Eddie Cameron	Coke Candler
1929-30	18-2	9-1	Finalist	---	---	---	Eddie Cameron	Bo Farley, Harry Councilor
1930-31	14-7	5-4	Round of Eight	---	---	---	Eddie Cameron	Joe Croson, George Rogers
1931-32	14-11	6-5	Semifinalist	---	---	---	Eddie Cameron	John Shaw
1932-33	17-5	7-3	Finalist	---	---	---	Eddie Cameron	Appointed each game
1933-34	18-6	9-4	Finalist	---	---	---	Eddie Cameron	James Thompson, Herb Thompson, Phil Weaver
1934-35	18-8	10-4	Semifinalist	---	---	---	Eddie Cameron	Sam Bell
1935-36	20-6	4-5	Quarterfinalist	---	---	---	Eddie Cameron	Charles Kunkle
1936-37	15-8	11-6	Quarterfinalist	---	---	---	Eddie Cameron	Ken Podger
1937-38	15-9	9-5	Champion	---	---	---	Eddie Cameron	Fred Edwards, John Hoffman
1938-39	10-12	8-8	Quarterfinalist	---	---	---	Eddie Cameron	Ed Swindell, Bob O'Mara
1939-40	19-7	13-2	Finalist	---	---	---	Eddie Cameron	Bill Parsons
1940-41	14-8	8-4	Champion	---	---	---	Eddie Cameron	Tom Connelly, Glen Price
1941-42	22-2	15-1	Champion	---	---	---	Eddie Cameron	Ray Spuhler
1942-43	20-6	12-1	Finalist	---	---	---	Gerry Gerard	
1943-44	13-13	4-2	Champion	---	---	---	Gerry Gerard	
1944-45	13-9	6-1	Finalist	---	---	---	Gerry Gerard	
1945-46	21-6	12-2	Champion	---	---	---	Gerry Gerard	Ed Koffenberger
1946-47	19-8	10-4	Quarterfinalist	---	---	---	Gerry Gerard	Ed Koffenberger, John Seward
1947-48	17-12	8-6	Finalist	---	---	---	Gerry Gerard	Doug Ausbon
1948-49	13-9	5-7	---	---	---	---	Gerry Gerard	Ben Collins, Dick Gordon
1949-50	15-15	9-7	Finalist	---	---	---	Gerry Gerard	Corren Youmans, Tommy Hughes
1950-51	20-13	13-6	Finalist	---	---	---	Harold Bradley	Scott York
1951-52	24-6	13-3	Finalist	12th	---	---	Harold Bradley	Dick Groat
1952-53	17-8	12-4	Quarterfinalist	---	---	---	Harold Bradley	Bernie Janicki, Rudy D'Emilio, Rudy Lacy
1953-54	21-6	9-1 (1st)	Semifinalist	15th	20th	---	Harold Bradley	Bernie Janicki, Rudy D'Emilio
1954-55	20-8	11-3 (2nd)	Finalist	---	---	NCAA First Round	Harold Bradley	Joe Belmont, Ronnie Mayer
1955-56	19-7	10-4 (T3rd)	Semifinalist	17th	18th	---	Harold Bradley	Joe Belmont
1956-57	13-11	8-6 (3rd)	Quarterfinalist	---	---	---	Harold Bradley	
1957-58	18-7	11-3 (1st)	Semifinalist	10th	13th	---	Harold Bradley	Bobby Joe Harris, Jim Newcome
1958-59	13-12	7-7 (T3rd)	Semifinalist	---	---	---	Harold Bradley	Jerry Robertson, Marty Joyce
1959-60	17-11	7-7 (4th)	Champion	18th	15th	NCAA Elite Eight	Vic Bubas	Howard Hurt
1960-61	22-6	10-4 (3rd)	Finalist	10th	9th	---	Vic Bubas	Howard Hurt
1961-62	20-5	11-3 (2nd)	Semifinalist	10th	13th	---	Vic Bubas	Buzz Mewhort, Art Heyman
1962-63	27-3	14-0 (1st)	Champion	2nd	2nd	NCAA Third Place	Vic Bubas	Art Heyman
1963-64	26-5	13-1 (1st)	Champion	3rd	4th	NCAA Finalist	Vic Bubas	Jeff Mullins
1964-65	20-5	11-3 (1st)	Finalist	10th	9th	---	Vic Bubas	Denny Ferguson
1965-66	26-4	12-2 (1st)	Champion	2nd	2nd	NCAA Third Place	Vic Bubas	Steve Vacendak
1966-67	18-9	9-3 (2nd)	Finalist	---	19th	NIT	Vic Bubas	Bob Verga
1967-68	22-6	11-3 (2nd)	Semifinalist	10th	11th	NIT	Vic Bubas	Mike Lewis
1968-69	15-13	8-6 (T3rd)	Finalist	---	---	---	Vic Bubas	Dave Golden, Steve Vandenberg

## MEDIA GUIDE

## 2020-21 DUKE MEN'S BASKETBALL

Year	Overall W-L	ACC W-L	ACC Tournament Finish	AP Poll	Coaches Poll	Postseason Results	Head Coach	Captain(s)
1969-70	17-9	8-6 (4th)	Quarterfinalist	---	---	NIT	Bucky Waters	Larry Saunders
1970-71	20-10	9-5 (3rd)	Quarterfinalist	---	---	NIT Fourth Place	Bucky Waters	Larry Saunders
1971-72	14-12	6-6 (T4th)	Semifinalist	---	---	---	Bucky Waters	Pat Doughty, Gary Melchionni, Alan Shaw
1972-73	12-14	4-8 (T4th)	Quarterfinalist	---	---	---	Bucky Waters	Gary Melchionni, Alan Shaw
1973-74	10-16	2-10 (7th)	Quarterfinalist	---	---	---	Neill McGeachy	Kevin Billerman
1974-75	13-13	2-10 (T6th)	Quarterfinalist	---	---	---	Bill Foster	Kevin Billerman, Bob Fleischer
1975-76	13-14	3-9 (7th)	Quarterfinalist	---	---	---	Bill Foster	Terry Chili, Willie Hodge
1976-77	14-13	2-10 (T6th)	Quarterfinalist	---	---	---	Bill Foster	Tate Armstrong, Mark Crow
1977-78	27-7	8-4 (2nd)	Champion	7th	9th	NCAA Finalist	Bill Foster	Jim Spanarkel
1978-79	22-8	9-3 (T1st)	Finalist	11th	7th	NCAA Second Round	Bill Foster	Jim Spanarkel
1979-80	24-9	7-7 (T5th)	Champion	14th	16th	NCAA Elite Eight	Bill Foster	Bob Bender, Mike Gminski
1980-81	17-13	6-8 (T5th)	Quarterfinalist	---	---	NIT	Mike Krzyzewski	Gene Banks, Kenny Dennard
1981-82	10-17	4-10 (T6th)	Quarterfinalist	---	---	---	Mike Krzyzewski	Vince Taylor
1982-83	11-17	3-11 (7th)	Quarterfinalist	---	---	---	Mike Krzyzewski	Tom Emma, Chip Engelland
1983-84	24-10	7-7 (T3rd)	Finalist	14th	14th	NCAA Second Round	Mike Krzyzewski	Richard Ford, Doug McNeely
1984-85	23-8	8-6 (T4th)	Semifinalist	10th	12th	NCAA Second Round	Mike Krzyzewski	Jay Bryan, Dan Meagher
1985-86	37-3	12-2 (1st)	Champion	1st	1st	NCAA Finalist	Mike Krzyzewski	Johnny Dawkins, David Henderson
1986-87	24-9	9-5 (3rd)	Quarterfinalist	17th	---	NCAA Sweet 16	Mike Krzyzewski	Tommy Amaker
1987-88	28-7	9-5 (3rd)	Champion	5th	5th	NCAA Semifinalist	Mike Krzyzewski	Billy King, Kevin Strickland
1988-89	28-8	9-5 (T2nd)	Finalist	9th	7th	NCAA Semifinalist	Mike Krzyzewski	Danny Ferry, Quin Snyder
1989-90	29-9	9-5 (2nd)	Quarterfinalist	15th	14th	NCAA Finalist	Mike Krzyzewski	Robert Brickey
1990-91	32-7	11-3 (1st)	Finalist	6th	6th	NCAA Champion	Mike Krzyzewski	Clay Buckley, Greg Koubek
1991-92	34-2	14-2 (1st)	Champion	1st	1st	NCAA Champion	Mike Krzyzewski	Brian Davis, Christian Laettner
1992-93	24-8	10-6 (T3rd)	Quarterfinalist	10th	10th	NCAA Second Round	Mike Krzyzewski	Thomas Hill, Bobby Hurley
1993-94	28-6	12-4 (1st)	Semifinalist	6th	6th	NCAA Finalist	Mike Krzyzewski	Marty Clark, Grant Hill, Antonio Lang
1994-95	13-18	2-14 (9th)	Quarterfinalist	---	---	---	Mike Krzyzewski, Pete Gaudet*	Kenny Blakeney, Erik Meek, Cherokee Parks
1995-96	18-13	8-8 (T4th)	Quarterfinalist	---	---	NCAA First Round	Mike Krzyzewski	Jeff Capel, Chris Collins
1996-97	24-9	12-4 (1st)	Quarterfinalist	8th	8th	NCAA Second Round	Mike Krzyzewski	Jeff Capel, Greg Newton, Carmen Wallace
1997-98	32-4	15-1 (1st)	Finalist	3rd	5th	NCAA Elite Eight	Mike Krzyzewski	Trajan Langdon, Roshown McLeod, Steve Wojciechowski
1998-99	37-2	16-0 (1st)	Champion	1st	2nd	NCAA Finalist	Mike Krzyzewski	Trajan Langdon
1999-00	29-5	15-1 (1st)	Champion	1st	4th	NCAA Sweet 16	Mike Krzyzewski	Shane Battier, Chris Carrawell, Nate James
2000-01	35-4	13-3 (T1st)	Champion	1st	1st	NCAA Champion	Mike Krzyzewski	Shane Battier, Nate James, J.D. Simpson
2001-02	31-4	13-3 (2nd)	Champion	1st	1st	NCAA Sweet 16	Mike Krzyzewski	Carlos Boozer, Mike Dunleavy, Jason Williams
2002-03	26-7	11-5 (T2nd)	Champion	7th	9th	NCAA Sweet 16	Mike Krzyzewski	Chris Duhon, Nick Horvath, Dahntay Jones
2003-04	31-6	13-3 (1st)	Finalist	6th	2nd	NCAA Semifinalist	Mike Krzyzewski	Chris Duhon, Daniel Ewing, Nick Horvath
2004-05	27-6	11-5 (3rd)	Champion	3rd	7th	NCAA Sweet 16	Mike Krzyzewski	Daniel Ewing, Reggie Love, J.J. Redick
2005-06	32-4	14-2 (1st)	Champion	1st	7th	NCAA Sweet 16	Mike Krzyzewski	Sean Dockery, Lee Melchionni, J.J. Redick, Shelden Williams
2006-07	22-11	8-8 (T6th)	First Rd.	--	--	NCAA First Round	Mike Krzyzewski	Josh McRoberts, DeMarcus Nelson, Greg Paulus
2007-08	28-6	13-3 (2nd)	Semifinalist	9th	16th	NCAA Second Round	Mike Krzyzewski	DeMarcus Nelson
2008-09	30-7	11-5 (T2nd)	Champion	6th	11th	NCAA Sweet 16	Mike Krzyzewski	Gerald Henderson, Greg Paulus, Jon Scheyer
2009-10	35-5	13-3 (T1st)	Champion	3rd	1st	NCAA Champion	Mike Krzyzewski	Jon Scheyer, Lance Thomas
2010-11	32-5	13-3 (2nd)	Champion	3rd	7th	NCAA Sweet 16	Mike Krzyzewski	Kyle Singler, Nolan Smith
2011-12	27-7	13-3 (2nd)	Semifinalist	8th	14th	NCAA Second Round	Mike Krzyzewski	Ryan Kelly, Miles Plumlee
2012-13	30-6	14-4 (2nd)	Quarterfinalist	6th	5th	NCAA Elite Eight	Mike Krzyzewski	Seth Curry, Ryan Kelly, Mason Plumlee
2013-14	26-9	13-5 (3rd)	Finalist	8th	16th	NCAA Second Round	Mike Krzyzewski	Tyler Thornton, Josh Hairston, Rodney Hood
2014-15	35-4	15-3 (2nd)	Semifinalist	4th	1st	NCAA Champion	Mike Krzyzewski	Quinn Cook, Amile Jefferson
2015-16	25-11	11-7 (T5th)	Quarterfinalist	19th	18th	NCAA Sweet 16	Mike Krzyzewski	Amile Jefferson, Matt Jones, Marshall Plumlee
2016-17	28-9	11-7 (T5th)	Champion	7th	13th	NCAA Second Round	Mike Krzyzewski	Amile Jefferson, Matt Jones
2017-18	29-8	13-5 (2nd)	Semifinalist	9th	4th	NCAA Elite Eight	Mike Krzyzewski	Grayson Allen
2018-19	32-6	14-4 (3rd)	Champion	1st	4th	NCAA Elite Eight	Mike Krzyzewski	Javin DeLaurier, Jack White
2019-20	25-6	15-5 (4th)	---**	11th	8th	---**	Mike Krzyzewski	Javin DeLaurier, Tre Jones, Justin Robinson, Jack White

\* - Mike Krzyzewski coached the first 12 games before leaving the team after back surgery and exhaustion. Pete Gaudet coached the final 19 games as interim head coach. Coaching records reflect this situation. Duke moved from the Southern Conference to the Atlantic Coast Conference prior to the 1953-54 season.

\*\* - Postseason canceled due to COVID-19 pandemic



## All-Time Results

## 1905-06

Record: 2-3

Head Coach: W.W. "Cap" Card

Date	Opponent	Site	Result
M 2	Wake Forest	H	L 10 24
M 16	Wake Forest	A	L 5 15
	Trinity Park	U	W 28 18
	Trinity Park	U	L 16 19
	Trinity Park	U	W 19 13

## 1906-07

Record: 4-2

Head Coach: W.W. "Cap" Card

Date	Opponent	Site	Result
	Trinity Park	U	W 24 1
	Wake Forest	U	L 6 8
	Littleton HS	U	W 62 1
	Trinity Park	U	W 38 6
	Guilford	U	W 20 1
	Wake Forest	U	L 5 22

## 1907-08

Record: 2-3

Head Coach: W.W. "Cap" Card

Date	Opponent	Site	Result
	Trinity Park	U	W 24 1
	Littleton HS	U	W 42 10
	Wake Forest	U	L 11 20
	Wake Forest	U	L 11 20
	Littleton HS	U	L 3 11
	Portsmouth YMCA	U	W 31 10

## 1908-09

Record: 8-1

Head Coach: W.W. "Cap" Card

Date	Opponent	Site	Result
	Trinity Park	U	W 38 5
	Winston YMCA	U	W 19 16
	Charlotte YMCA	U	W 25 22
	Winston YMCA	U	W 44 3
	Wake Forest	U	W 22 14
	Wake Forest	U	L 5 30
	Davidson	U	W 22 8
	Durham YMCA	U	W 34 4
	Durham YMCA	U	W 31 3

## 1909-10

Record: 4-4

Head Coach: W.W. "Cap" Card

Date	Opponent	Site	Result
	Guilford	U	L 8 25
	Charlotte	U	W 14 13
	Charlotte	U	L 12 17
	Statesville	U	W 12 8
	Furman	U	W 85 5
	Wake Forest	U	L 18 26
	Columbus YMCA	U	L 15 34
	Portsmouth YMCA	U	W 46 18

## 1910-11

Record: 4-3

Head Coach: W.W. "Cap" Card

Date	Opponent	Site	Result
	Charlotte YMCA	U	L 27 28
	Charlotte YMCA	U	L 21 28
	Charlotte	U	W 54 12
	Charlotte	U	W 39 17
	Tennessee	U	W 51 25
	VMI	U	W 52 17
	Virginia	U	L 18 24

## 1911-12

Record: 6-1

Head Coach: W.W. "Cap" Card

Date	Opponent	Site	Result
D 13	Elon	U	W 47 12
J 11	William & Mary	U	W 52 16
F 1	Guilford	U	W 14 12
F 9	NC State	U	W 31 28
F 16	Virginia Tech	U	W 37 32
F 21	Virginia Christian	U	W 69 9
F 24	NC State	U	L 13 26

## 1912-13

Record: 11-8

Head Coach: J.E. Brinn

Date	Opponent	Site	Result
	Durham YMCA	H	L 13 28
	Asheville YMCA	A	W 29 27
	Asheville YMCA	A	L 16 21
	Wofford	A	W 47 12
	Charlotte YMCA	A	L 25 28
	Charlotte YMCA	A	W 21 10
	Durham YMCA	H	W 28 25
	Elon	H	W 46 12
	Washington & Lee	A	L 15 90
	VMI	A	L 10 28
	Virginia	A	L 12 33
	Georgetown	A	L 22 31
	Catholic	A	L 27 55
	Emory & Henry	H	W 36 15
	NC State	A	W 22 18
	Wake Forest	H	W 25 10
	Wake Forest	A	W 16 15
	Virginia Tech	H	W 23 16
	NC State	H	W 32 14

## 1913-14

Record: 12-9

Head Coach: Noble L. Clay

Date	Opponent	Site	Result	
	Elon	H	W 30 15	
D 15	Elon	A	L 23 25	
	Asheville YMCA	A	W 20 19	
	Asheville YMCA	A	L 22 32	
	Wofford	A	W 50 15	
	Charlotte YMCA	A	L 31 32	
	Charlotte YMCA	A	L 26 28	
	Durham YMCA	H	L 24 27	
	South Carolina	H	W 46 13	
	Charlotte YMCA	H	W 61 13	
	Roanoke	H	W 42 15	
	Durham YMCA	A	L 19 31	
F 10	Virginia	N	L 21 51	
F 11	Raleigh YMCA	A	W 23 19	
F 12	Wake Forest	A	L 23 31	
F 13	Greensboro YMCA	A	W 30 22	
F 14	Guilford	A	L 8 35	
	NC State	H	W 35 21	
	Guilford	H	W 24 15	
	Wake Forest	H	W 28 14	
	NC State	10T	H	W 33 25

## 1914-15

Record: 10-10

Head Coach: Noble L. Clay

Date	Opponent	Site	Result
	VMI	U	L 15 33
	Roanoke	U	L 19 31
	Guilford	U	W 43 25
	Virginia	N	L 24 51
	NC State	U	W 46 27
	Guilford	U	W 58 36
	Elon	U	L 16 17
	Elon	U	L 16 18
	Virginia	A	L 18 52
	Washington & Lee	A	L 22 31
	Durham YMCA	H	W 18 15
	Durham YMCA	H	W 28 16
	Virginia Tech	U	L 19 29
	Statesville AC	U	W 33 30
	Charleston YMCA	U	W 46 37
	Charleston YMCA	U	L 25 27
	Wake Forest	U	W 28 27
	Carson-Newman	U	W 70 4
	Wake Forest	U	L 12 23
	NC State	U	W 28 17

## 1915-16

Record: 9-11

Head Coach: Bob Doak

Date	Opponent	Site	Result
D 10	Durham YMCA	H	W 37 24
D 17	Davidson	A	L 23 27
D 18	Charlotte YMCA	A	W 34 30
D 19	Asheville YMCA	A	L 25 32
D 20	Asheville YMCA	A	W 42 37
D 21	Statesville	A	L 28 31
J 13	Statesville	H	W 45 13
J 20	Elon	H	W 37 22

	Wake Forest	H	L 26 28
F 8	Cardinal A.C.	A	L 28 45
F 9	Washington & Lee	A	L 19 33
F 10	VMI	A	L 20 34
F 11	Virginia	A	L 31 34
F 15	Davidson	H	W 38 22
F 19	Elon	A	L 19 23
F 23	NC State	H	W 31 24
F 25	Wake Forest	A	L 28 40
F 26	NC State	A	L 25 27
F 29	Guilford	H	W 61 28

One game missing (1-0 record)

## 1916-17

Record: 20-4

Head Coach: Chick Doak

Date	Opponent	Site	Result
	Durham YMCA	U	W 35 13
	Durham YMCA	U	W 48 31
	Statesville AC	U	W 58 11
	Charlotte YMCA	U	W 41 25
	Charlotte YMCA	U	W 37 20
	Asheville YMCA	U	W 48 24
	Asheville YMCA	U	W 31 26
	High Point AC	U	W 63 19
	Church Hill AC	U	W 72 16
	Elon	U	W 33 21
	Wake Forest	U	W 39 20
	Elon	U	W 33 29
	Stetson	U	L 37 43
	Davidson	U	W 32 26
	NC State	U	W 32 24
	Washington & Lee	U	L 18 20
	VMI	U	W 31 29
	Staunton Military	U	W 27 24
	Virginia	A	W 37 34
	Georgetown	U	W 36 24
	Catholic	U	L 24 26
	NC State	U	L 14 16
	VMI	U	W 42 24
	NC State	FORFEIT	U W 2 0

## 1917-18

Record: 10-5

Head Coach: Chick Doak

Date	Opponent	Site	Result
	NC State	U	W 35 26
	Guilford	U	W 40 32
	Emory & Henry	U	W 75 27
	NC State	U	L 18 28
	VMI	U	L 26 51
	Washington & Lee	U	W 24 16
	Staunton Military	U	L 28 29
	Virginia	A	W 32 25
	Elon	U	W 22 11
	Guilford	U	W 28 21
	Elon	U	W 40 27
	Davidson	U	W 30 24
	NC State	U	L 10 15

Two games missing (1-1 record)

## 1918-19

Record: 6-5

Head Coach: H.P. Cole

Date	Opponent	Site	Result
J 17	Durham YMCA	H	W 39 34
J 24	Wake Forest	H	W 41 20
F 4	NC State	A	L 18 28
F 6	Guilford	H	W 47 19
F 11	NC State	H	W 22 19
F 14	Elon	A	W 12 5
F 15	Guilford	A	W 27 18
F 18	Davidson	H	L 19 20
F 24	Virginia	A	L 16 47
F 25	Washington & Lee	A	L 17 38
F 26	VMI	A	L 19 32

## 1919-20

Record: 10-4

Head Coach: W.J. Rothensies

New Coach: W.J. Kottensies			
Date	Opponent	Site	Result
D 12	Durham YMCA	H	W 26 19
J 8	Durham YMCA	H	W 32 22
J 12	Guilford	A	W 22 20
J 13	Elon	10T	A
J 17	NC State	H	W 28 22
J 24	North Carolina	H	L 25 36

# MEDIA GUIDE

J 26	Guilford	H	W	36	15
F 23	Virginia	A	L	20	28
F 24	Washington & Lee	A	L	12	30
F 26	Lynchburg	A	W	32	23
F 28	VMI	A	L	13	46
M 1	North Carolina	A	W	19	18
M 12	NC State	A	W	25	24

One game missing (1-0 record)

## 1920-21

Record: 9-6

Head Coach: Floyd Egan

Date	Opponent	Site	Result
	Guilford	H	W
J 13	South Carolina	H	W 40 12
	NC State	H	W 33 11
J 26	North Carolina	H	W 25 22
	Florida State	U	W
	Washington & Lee	A	L
F 8	Florida	H	W 49 21
	Wake Forest	A	W 27 20
	VMI	A	L
F 21	Virginia	A	L 15 34
	Virginia Tech	A	L
F 23	North Carolina	H	L 12 44
F 25	Virginia	H	W 24 22
M 5	North Carolina	N1	L 18 55
	NC State	A	W 34 27

N1 - Raleigh Auditorium, Raleigh, N.C.

## 1921-22

Record: 6-12

Head Coach: James Baldwin

Date	Opponent	Site	Result
J 13	South Carolina	H	W 41 25
J 21	NC State	A	W 23 19
J 25	Wake Forest	H	W 31 10
J 31	Wake Forest	A	L 22 24
F 4	North Carolina	A	L 22 38
F 6	Elon	A	L 29 30
F 7	Davidson	H	W 24 18
F 9	Guilford	H	W 38 24
F 13	Davidson	A	L 27 32
F 14	Georgia	A	L 19 29
F 15	Georgia Tech	A	L 16 17
F 16	Atlanta AC	A	L 19 56
F 18	Alabama	A	L 16 28
F 20	Florida	10T	A L 26 33
	Durham YMCA	H	L 22 30
M 1	NC State	H	L 23 28
	Durham YMCA	H	W 37 26
M 7	North Carolina	H	L 23 29

## 1922-23

Record: 15-7

Head Coach: J.S. Burbage

Date	Opponent	Site	Result
	Camp Bragg	U	L 26 28
	Winston YMCA	U	W 49 26
	Durham YMCA	U	L 17 25
	Camp Bragg	U	W 30 21
	Statesville	U	W 28 26
	Lynchburg Elks	U	W 35 27
	Durham YMCA	U	L 33 37
	Newberry	U	W 40 33
	Lenoir	U	W 49 20
	Wake Forest	U	L 18 30
F 3	North Carolina	H	L 19 20
	Davidson	U	W 39 27
	Lynchburg	U	W 36 33
	Virginia	A	L 25 28
	Richmond	U	W 30 22
	Virginia Tech	U	W 34 33
F 17	North Carolina	A	L 32 35
	Virginia	H	W 37 24
	NC State	U	W 32 27
	Wake Forest	U	W 36 26
	Guilford	U	W 45 32
	NC State	U	W 31 20

## DUKE BEGINS PLAY IN ALUMNI MEMORIAL GYMNASIUM

## 1923-24

Record: 19-6

Head Coach: J.S. Burbage

Date	Opponent	Site	Result
D 15	Fort Bragg	U	W 60 23
	Norfolk YPC	U	W 31 28
	Richmond Blues	U	W 36 33

	Mercer	U	W 29 25
	Durham Elks	U	W 43 36
	Guilford	U	W 30 17
	Fort Bragg	U	W 58 10
	Richmond Blues	U	W 38 32
J 25	Wake Forest	H	W 26 22
	NC State	H	W 35 23
J 31	North Carolina	A	L 20 31
	Statesville AC	U	W 40 28
	Davidson	U	W 40 30
	Furman	U	W 32 29
	South Carolina	U	L 19 36
	Mercer	U	L 18 31
	Sanford	A	W 38 16
	Alabama	A	L 25 45
	Birmingham AC	A	L 32 35
	South Carolina	U	W 43 24
F 19	North Carolina	H	L 20 23
	Wake Forest	U	W 26 24
	NC State	U	W 32 15
	Elon	U	W 33 24
	Elon	U	W 34 19

## TRINITY COLLEGE RENAMED DUKE UNIVERSITY

## 1924-25

Record: 4-9

Head Coach: George Buchheit

Date	Opponent	Site	Result
J 9	Davidson	A	L 25 27
	Davidson	A	L 22 39
J 12	Guilford	H	W 34 22
J 17	NC State	A	L 22 29
J 24	North Carolina	H	L 21 25
J 31	Wake Forest	A	L 18 43
	Davidson	H	L 18 22
F 5	William & Mary	A	L 15 23
F 7	Richmond	A	L 25 35
F 11	William & Mary	H	W 21 16
F 14	North Carolina	A	L 18 34
	Durham Elks	H	W 48 38
F 24	Wake Forest	H	W 28 25

## 1925-26

Record: 8-12

Head Coach: George Buchheit

Date	Opponent	Site	Result
	Durham YMCA	U	L 24 30
	Alumni	U	W 44 29
	Durham YMCA	U	W 34 31
J 8	Davidson	U	L 31 32
	Furman	U	W 28 18
	South Carolina	U	W 36 22
J 14	Clemson	H	W 46 12
	Wake Forest	U	L 24 27
	NC State	U	L 27 28
J 23	North Carolina	A	L 22 38
J 30	NC State	U	L 24 32
F 1	Guilford	U	L 30 35
	Lynchburg	U	W 36 31
	Wake Forest	U	L 18 33
	Lynchburg	U	W 29 27
	George Washington	U	L 32 42
	Maryland	U	L 20 40
	Richmond	U	L 30 42
F 20	North Carolina	H	L 21 44
	Davidson	U	W 32 30

## 1926-27

Record: 4-10

Head Coach: George Buchheit

Date	Opponent	Site	Result
	NC State	U	L 22 36
	Wake Forest	U	L 14 41
J 31	North Carolina	H	L 33 40
	Davidson	U	W 39 24
	Virginia Tech	U	W 31 18
	Virginia	H	L 24 34
	Virginia	A	W 36 26
	Washington & Lee	U	L 20 31
	VMI	U	W 22 19
	NC State	U	L 23 29
	Wake Forest	U	L 27 36
F 22	North Carolina	A	L 21 35
	Davidson	U	L 42 49
	Durham YMCA	U	L 27 34

# 2020-21 DUKE MEN'S BASKETBALL

## 1927-28

Record: 9-5

Head Coach: George Buchheit

Date	Opponent	Site	Result
J 11	Davidson	U	W 46 27
J 12	South Carolina	U	W 39 32
	NC State	U	W 32 29
	Georgia	U	W 49 44
	Wake Forest	U	W 45 17
F 4	North Carolina	A	L 14 27
F 7	Virginia Tech	A	W 34 31
F 8	Washington & Lee	A	W 53 41
F 11	North Carolina	H	L 23 32
F 14	Wake Forest	U	W 37 34
	Virginia	A	L 34 44
	Georgetown	U	L 40 55
F 20	NC State	U	L 27 37
F 22	Davidson	U	W 51 33

## EDDIE CAMERON ERA BEGINS

## 1928-29

Record: 12-8

Head Coach: Eddie Cameron

Date	Opponent	Site	Result
	Georgetown	U	L 33 48
	Navy	U	L 38 49
	Virginia	A	L 23 35
	Wake Forest	U	W 43 34
	South Carolina	U	W 45 35
	NC State	U	L 26 40
	Virginia Tech	U	W 44 27
F 2	North Carolina	H	W 36 20
	Mercer	U	W 47 43
	Georgia	U	L 22 24
	South Carolina	U	W 44 39
	Davidson	U	L 40 47
	NC State	U	W 32 22
	Wake Forest	U	W 35 21
F 16	North Carolina	A	L 24 27
	Davidson	U	W 33 25
M 1	Alabama	N1	W 38 32
M 2	North Carolina	N1	W 34 17
M 4	Georgia	N1	W 43 37
M 5	NC State	N1	L 35 43

N1 - Southern Conference Tournament, Municipal Auditorium, Atlanta, Ga.

## 1929-30

Record: 18-2

Head Coach: Eddie Cameron

Date	Opponent	Site	Result
	Virginia	A	W 65 32
J 9	Maryland	A	W 28 27
	Navy	A	W 47 29
	Washington & Lee	H	L 29 33
	Wake Forest	U	W 49 22
	NC State	U	W 35 31
F 1	North Carolina	A	W 35 14
	Wake Forest	U	W 37 30
	NC State	U	W 33 26
	Davidson	U	W 33 30
	South Carolina	U	W 33 26
	Loyola, Chicago	H	W 30 27
F 15	North Carolina	H	W 37 36
	Washington & Lee	U	W 30 29
F 20	Maryland	U	W 39 26
	Davidson	U	W 45 21
F 28	Louisiana State	N1	W 43 34
M 1	Georgia Tech	N1	W 44 35
M 3	Kentucky	N1	W 37 32
M 4	Alabama	N1	L 24 31

N1 - Southern Conference Tournament, Municipal Auditorium, Atlanta, Ga.

## DUKE BEGINS PLAY IN CARD GYMNASIUM

## 1930-31

Record: 14-7

Head Coach: Eddie Cameron

Date	Opponent	Site	Result
	Villanova	U	L 21 22
	Randolph-Macon	U	W 48 18
	Wake Forest	U	W 44 27
	Wofford	U	W 43 24
	South Carolina	U	W 44 16
J 15	Maryland	U	L 24 32
	Temple	U	L 27 44
	Navy	U	W 41 27
	NC State	U	L 19 24
J 31	North Carolina	H	W 30 18

2020-21 DUKE MEN'S BASKETBALL

	Davidson	U	W	27	18
	Virginia	A	W	43	31
	NC State	U	L	23	26
	Vanderbilt	U	W	50	44
	Tennessee	U	L	25	36
F 14	North Carolina	A	W	34	23
	Wake Forest	U	W	25	22
	Davidson	U	W	31	17
	Sewanee	U	W	65	22
F 27	Clemson	N1	W	31	27
F 28	Kentucky	N1	L	30	35

NI - Southern Conference Tournament, Municipal Auditorium, Atlanta, Ga.

1931-32

Record: 14-11

Head Coach: Eddie Cameron

Date	Opponent	Site	Result
D 17	Baltimore	A	L 24 30
D 18	Georgetown	A	L 26 36
D 19	Catholic	A	W 41 29
J 8	Wake Forest	H	W 23 16
J 9	William & Mary	10T	H W 28 20
J 13	Army West Point	A	L 23 25
J 14	Crescent AC	A	L 31 44
J 15	Navy	A	L 25 36
J 23	NC State	H	W 28 18
J 29	Davidson	H	W 21 6
J 30	North Carolina	A	L 20 37
F 1	Davidson	A	W 33 20
F 4	Washington & Lee	A	W 30 27
F 5	VMI	A	W 41 26
F 6	Kentucky	A	L 30 37
F 8	Tennessee	10T	A L 31 32
F 11	Wake Forest	H	W 32 25
F 13	North Carolina	H	W 24 18
F 16	NC State	A	W 25 21
F 18	Washington & Lee	H	L 12 21
F 19	VMI	H	W 45 25
F 20	Maryland	10T	H L 18 20
F 26	Vanderbilt	N1	W 44 32
F 27	Florida	N1	W 33 22
F 29	Georgia	N1	L 32 43

NI - Southern Conference Tournament, Municipal Auditorium, Atlanta, Ga.

1932-33

Record: 17-5

Head Coach: Eddie Cameron

Date	Opponent	Site	Result
D 15	Baltimore	A	W 38 34
D 16	Georgetown	A	W 35 30
D 17	George Washington	A	W 35 34
J 6	Furman	H	W 31 28
J 9	Davidson	A	W 58 14
J 10	Wake Forest	H	W 33 24
J 12	Maryland	A	L 28 30
J 14	Navy	A	L 22 44
J 17	Wake Forest	A	W 34 16
J 21	NC State	A	W 36 29
J 28	VMI	H	W 41 20
J 31	North Carolina	H	W 36 32
F 2	Washington & Lee	A	W 49 25
F 3	VMI	A	W 31 15
F 4	Virginia Tech	A	W 31 25
F 7	Davidson	H	W 44 28
F 11	North Carolina	A	W 31 24
F 14	NC State	H	L 28 40
F 18	South Carolina	A	L 23 46
F 24	Virginia	N1	W 38 24
F 25	Washington & Lee	N1	W 41 32
F 27	South Carolina	N1	L 21 33

NI - Southern Conference Tournament, Raleigh Auditorium, Raleigh, N.C.

1933-34

Record: 18-6

Head Coach: Eddie Cameron

Date	Opponent	Site	Result
D 14	Catholic	A	L 31 33
D 15	Baltimore	A	W 33 25
J 4	Clemson	H	W 36 23
J 6	Wake Forest	H	W 38 29
J 8	Davidson	A	W 40 35
J 10	Army West Point	A	W 27 25
J 11	Maryland	A	L 33 37
J 13	Navy	A	W 29 23
J 17	NC State	A	W 33 29
J 18	VMI	H	W 41 20
J 20	Virginia	H	W 26 17
J 30	Washington & Lee	H	W 41 37
F 3	North Carolina	A	L 21 25

F 5	Washington & Lee	A	W	41	27
F 6	VMI	A	W	45	32
F 7	Virginia Tech	A	W	45	15
F 10	Wake Forest	A	W	37	21
F 12	Davidson	H	W	57	26
F 16	North Carolina	H	L	25	30
F 20	South Carolina	H	L	23	28
F 24	NC State	H	W	41	34
M 1	VMI	N1	W	35	14
M 2	North Carolina	N1	W	21	18
M 3	Washington & Lee	N1	L	29	30

NI - Southern Conference Tournament, Raleigh Auditorium, Raleigh, N.C.

1934-35

Record: 18-8

Head Coach: Eddie Cameron

Date	Opponent	Site	Result
D 17	South Carolina	A	L 23 24
D 18	Florida	A	W 55 27
D 19	Florida	A	L 21 40
J 2	Davidson	N1	W 39 35
J 4	Wofford	H	W 40 33
J 7	Wake Forest	H	W 47 30
J 9	Army West Point	A	W 34 16
J 11	Maryland	A	W 48 39
J 14	Virginia	H	W 30 20
J 15	NC State	A	L 25 28
J 18	Catholic	H	L 25 31
J 26	Virginia Tech	H	W 32 25
F 1	VMI	H	L 27 32
F 2	Washington & Lee	H	W 31 27
F 5	North Carolina	H	W 33 27
F 7	Virginia Tech	A	W 27 19
F 8	Washington & Lee	A	W 33 30
F 9	VMI	A	W 28 27
F 12	Davidson	H	W 35 34
F 16	North Carolina	A	L 20 24
F 18	Wake Forest	A	W 37 21
F 21	South Carolina	H	W 37 34
F 23	NC State	H	W 35 28
F 28	Virginia	N	W 39 32
M 1	Washington & Lee	N2	L 27 31
M 6	Navy	10T	A L 38 44

NI - Winston-Salem, N.C.

N2 - Southern Conference Tournament, Raleigh Auditorium, Raleigh, N.C.

1935-36

Record: 20-6

Head Coach: Eddie Cameron

Date	Opponent	Site	Result
D 9	Durham YMCA	A	W 57 23
D 10	High Point	A	W 50 22
D 12	Catham Mills	A	W 73 27
D 18	Catholic	A	W 39 36
D 19	Baltimore	A	W 49 29
J 2	Elon	H	W 58 42
J 3	Yale	H	W 52 17
J 6	Wofford	H	W 36 28
J 8	Davidson	A	W 46 24
J 10	Wake Forest	H	W 37 19
J 11	Virginia	H	W 45 29
J 14	Princeton	A	W 40 26
J 15	Army West Point	A	W 31 29
J 25	NC State	A	L 33 36
J 30	Virginia Tech	H	W 40 20
F 1	Maryland	A	L 34 38
F 6	North Carolina	10T	A W 36 34
F 10	Virginia	A	W 44 28
F 11	Richmond	A	W 31 27
F 13	Davidson	H	W 36 33
F 14	Florida	H	W 42 31
F 18	Wake Forest	A	W 42 27
F 21	North Carolina	H	L 28 30
F 25	NC State	H	L 29 32
F 26	Washington & Lee	A	L 27 43
M 5	Maryland	N1	L 35 47

NI - Southern Conference Tournament, Raleigh Auditorium, Raleigh, N.C.

1936-37

Record: 15-8

Head Coach: Eddie Cameron

Date	Opponent	Site	Result
D 11	Richmond	A	W 38 35
D 12	Randolph-Macon	A	W 40 25
D 16	Clemson	A	W 33 25
D 17	South Carolina	A	W 45 35
	Wake Forest	H	W 30 28
J 6	Davidson	A	W 40 34
J 7	South Carolina	H	W 52 24

J 8	Navy	A	W	33	29
J 12	Mississippi State	H	L	29	33
J 16	Maryland	A	W	34	31
	Catholic	H	W	52	31
J 23	NC State	A	L	27	30
J 30	Maryland	H	W	34	30
F 2	Davidson	H	W	32	27
F 3	Army West Point	A	W	31	28
F 6	Wake Forest	A	L	30	34
F 8	Washington & Lee	H	W	37	35
F 12	North Carolina	A	L	35	41
F 16	Washington & Lee	A	L	31	37
F 17	VMI	10T	A	L	31 32
F 20	NC State	10T	H	W	36 33
F 25	North Carolina	H	L	32	37
M 4	North Carolina	N1	L	30	34

NI - Southern Conference Tournament, Raleigh Auditorium, Raleigh, N.C.

1937-38

Record: 15-9

Head Coach: Eddie Cameron

► Southern Conference Champions

Date	Opponent	Site	Result
D 13	High Point	A	W 36 33
D 15	South Carolina	A	L 26 32
D 16	Florida	A	W 33 25
D 17	Florida	A	W 37 33
J 3	Mississippi State	H	L 23 25
J 5	Davidson	A	L 22 40
J 7	Wake Forest	H	W 38 33
J 8	Navy	A	L 30 43
J 11	Richmond	H	W 32 24
J 12	South Carolina	H	W 42 34
J 15	Maryland	A	L 35 40
J 30	Maryland	H	W 44 34
F 2	NC State	A	W 40 28
F 4	St. John's	A1	L 28 44
F 5	Army West Point	A	L 20 40
F 8	Davidson	H	W 52 28
F 12	North Carolina	A	L 24 34
F 14	Washington & Lee	A	W 48 39
F 19	NC State	H	L 45 49
F 21	Wake Forest	A	W 41 40
F 25	North Carolina	H	W 39 33
M 3	NC State	N1	W 44 33
M 4	Maryland	N1	W 35 32
M 5	Clemson	N1	W 40 30

A1 - Madison Square Garden, New York, N.Y.

NI - Southern Conference Tournament, Raleigh Auditorium, Raleigh, N.C.

1938-39

Record: 10-12

Head Coach: Eddie Cameron

Date	Opponent	Site	Result
D 14	The Citadel	H	W 49 37
D 17	Pittsburgh	H	L 37 51
J 4	Princeton	H	W 46 33
J 5	Davidson	A	L 39 41
J 7	Wake Forest	A	W 52 41
J 9	Washington & Lee	H	L 41 46
J 10	Clemson	H	W 39 33
J 13	Maryland	A	L 34 37
J 14	Navy	A	W 44 37
J 17	Virginia Tech	H	W 47 35
J 31	NC State	H	W 43 37
F 2	Maryland	H	L 44 60
F 4	Army West Point	A	L 27 37
F 6	Brown	A	L 33 41
F 8	Davidson	H	L 40 42
F 10	North Carolina	A	L 32 37
F 13	Clemson	A	L 36 38
F 16	Washington & Lee	A	L 35 36
F 18	Wake Forest	H	W 59 34
F 20	NC State	A	W 29 26
F 24	North Carolina	H	W 41 38
M 1	NC State	N1	L 39 40

NI - Southern Conference Tournament, Raleigh Auditorium, Raleigh, N.C.

DUKE BEGINS PLAY IN DUKE INDOOR STADIUM

1939-40

Record: 19-7

Head Coach: Eddie Cameron

Date	Opponent	Site	Result
D 16	Hampden-Sydney	A	W 59 28
D 19	OklahomaA&M	A	L 41 51
D 20	Washington, Md.	A	W 43 40
D 21	Baltimore	A	L 29 40
J 4	Davidson	A	W 51 28



## MEDIA GUIDE

J 6	Princeton	H	W	36	27
J 9	Maryland	A	L	30	32
J 10	Navy	A	W	40	27
J 13	VMI	A	W	28	25
J 16	The Citadel	H	W	51	40
J 20	Clemson	H	W	54	49
J 27	Wake Forest	H	W	50	44
J 30	Maryland	H	W	48	27
F 1	NC State	A	W	57	27
F 3	Pennsylvania	A	L	35	49
F 6	Davidson	H	W	47	30
F 10	North Carolina	A	W	50	44
F 12	Clemson 10T	H	W	39	37
F 13	Georgia Tech	A	L	35	41
F 15	Wake Forest	A	W	44	35
F 7	Washington & Lee	H	W	28	27
F 19	NC State	H	W	46	37
F 22	North Carolina	H	L	27	31
F 29	The Citadel	N1	W	40	35
M 1	Maryland	N1	W	44	32
M 2	North Carolina	N1	L	23	39

N1 - Southern Conference Tournament, Raleigh Auditorium, Raleigh, N.C.

### 1940-41

Record: 14-8

Head Coach: Eddie Cameron

► Southern Conference Champions

Date	Opponent	Site	Result
D 17	Lincoln Memorial	H	L 39 43
D 20	Catholic	A	W 48 33
D 21	George Washington	A	L 38 48
J 4	Lehigh	H	W 66 30
J 6	Davidson	A	W 57 33
J 8	Wake Forest	H	L 35 38
J 11	Maryland	A	W 40 26
J 16	George Washington	H	W 44 37
J 18	Clemson	H	W 45 42
J 30	NC State	H	L 38 39
F 1	Maryland	H	W 43 17
F 3	Pittsburgh	H	L 32 46
F 7	North Carolina	A	L 33 51
F 8	Navy	H	L 32 34
F 11	Washington & Lee	A	L 28 30
F 13	Wake Forest 10T	A	W 42 41
F 15	Washington & Lee	H	W 45 33
F 17	NC State	A	W 44 37
F 20	North Carolina	H	W 35 33
F 27	North Carolina	N1	W 38 37
F 28	William & Mary	N1	W 57 42
M 1	South Carolina	N1	W 53 30

N1 - Southern Conference Tournament, Raleigh Auditorium, Raleigh, N.C.

### 1941-42

Record: 22-2

Head Coach: Eddie Cameron

► Southern Conference Champions

Date	Opponent	Site	Result
D 8	Georgetown, Ky.	H	W 37 31
D 18	Rider	H	W 55 29
J 3	Temple	A	L 41 57
J 5	Tennessee	H	W 37 35
J 7	Davidson	A	W 75 40
J 9	Maryland	H	W 37 33
J 10	George Washington	H	W 38 37
J 12	VMI	A	W 52 47
J 17	Navy	A	W 41 31
J 24	Wake Forest	H	W 60 39
J 31	NC State	H	W 40 28
F 4	Davidson	H	W 73 37
F 7	North Carolina	A	W 52 40
F 10	Washington & Lee	A	W 63 34
F 14	Washington & Lee	H	W 68 38
F 16	NC State	A	W 53 48
F 19	Wake Forest	A	W 58 51
F 21	George Washington	A	L 53 55
F 23	Maryland	A	W 64 46
F 24	Virginia Tech	H	W 67 50
F 27	North Carolina 10T	H	W 41 40
M 5	Washington & Lee	N1	W 59 41
M 6	Wake Forest	N1	W 54 45
M 7	NC State	N1	W 45 34

N1 - Southern Conference Tournament, Raleigh Auditorium, Raleigh, N.C.

### 1942-43

Record: 20-6

Head Coach: Gerry Gerard

Date	Opponent	Site	Result
D 17	Carolina Pre-Flight	H	L 41 46
D 19	Tennessee	A	L 33 51

D 31	Fort Bragg	A	W	62	47
J 6	Carolina Pre-Flight	A	W	51	48
J 7	Davidson	A	W	60	50
J 9	VMI	H	W	45	43
J 11	George Washington	H	L	53	66
J 13	Norfolk Navy	H	L	53	60
J 17	Temple	A	W	45	44
J 23	Virginia Tech	H	W	78	70
J 26	Wake Forest	H	W	63	41
J 30	NC State	H	W	60	47
F 2	Carolina Pre-Flight	H	W	59	33
F 6	North Carolina	A	W	51	39
F 9	Washington & Lee	A	W	71	44
F 10	Duquesne	H	W	55	41
F 12	Maryland	A	W	46	43
F 13	Pennsylvania	A	L	48	49
F 15	Wake Forest	H	W	59	40
F 17	NC State	A	W	53	32
F 19	George Washington	A	W	64	61
F 20	Navy	A	W	58	48
F 26	North Carolina	H	W	43	24
M 4	VMI	N1	W	57	41
M 5	The Citadel	N1	W	56	37
M 6	George Washington	N1	L	40	56

N1 - Southern Conference Tournament, Raleigh Auditorium, Raleigh, N.C.

### 1943-44

Record: 13-13

Head Coach: Gerry Gerard

► Southern Conference Champions

Date	Opponent	Site	Result
N 30	Camp Butler	H	W 62 36
D 8	Carolina Pre-Flight	A	L 39 58
D 10	Milligan	H	L 40 46
D 11	Hampden-Sydney	H	W 50 25
D 14	Columbia AAB	H	W 52 33
D 17	Camp Butler	A	W 49 41
D 18	Charleston USCG	H	L 46 52
D 21	Fort Bragg	H	W 42 40
D 28	Carolina Pre-Flight	H	L 35 48
J 1	LIU Brooklyn 10T	N1	L 57 59
J 5	Norfolk NAS	H	L 28 61
J 8	Cherry Point	H	L 52 54
J 13	Richmond AFB	H	W 44 38
J 15	Norfolk NAS	A	L 51 52
J 18	North Carolina	H	L 33 37
J 22	Norfolk NTS	A	L 59 72
J 26	Norfolk NTS	H	L 51 52
J 29	Navy	A	L 42 45
F 1	NC State	A	W 60 36
F 4	South Carolina	H	W 46 40
F 5	North Carolina	A	W 41 40
F 10	North Carolina	H	L 30 39
F 12	NC State	H	W 53 32
F 24	William & Mary	N2	W 68 25
F 25	NC State	N2	W 40 32
F 26	North Carolina	N2	W 44 27

N1 - Madison Square Garden, New York, N.Y.

N2 - Southern Conference Tournament, Raleigh Auditorium, Raleigh, N.C.

### 1944-45

Record: 13-9

Head Coach: Gerry Gerard

Date	Opponent	Site	Result
D 5	Richmond AAB	H	L 32 42
D 12	Camp Butler	A	L 49 50
D 17	Virginia	A	W 56 44
D 20	Laurinburg-Maxton	H	W 55 46
D 29	Carolina Pre-Flight	A	L 43 58
D 30	Camp Lejeune	H	W 28 24
J 2	Fort Bragg	H	W 27 21
J 6	Maryland	H	W 51 24
J 10	Carolina Pre-Flight	H	L 45 49
J 13	Wake Forest	H	W 60 35
J 16	Norfolk NAS	H	L 37 57
J 20	North Carolina	A	W 50 41
J 23	Norfolk NTS	H	L 37 59
J 27	Navy	A	L 43 54
J 30	NC State	H	W 48 38
F 3	Wake Forest	N1	W 75 39
F 10	Temple	A	W 51 46
F 14	North Carolina	H	L 38 50
F 17	NC State	A	W 47 40
F 22	Maryland	N2	W 76 49
F 23	William & Mary	N2	W 59 22
F 24	North Carolina	N2	L 38 49

N1 - High Point, N.C.

N2 - Southern Conference Tournament, Raleigh Auditorium, Raleigh, N.C.

## 2020-21 DUKE MEN'S BASKETBALL

### 1945-46

Record: 21-6

Head Coach: Gerry Gerard

► Southern Conference Champions

Date	Opponent	Site	Result
D 4	Camp Perry	H	L 35 39
D 7	Norfolk NTS	A	L 51 57
D 14	Davidson	H	W 50 23
D 15	Virginia	N1	W 48 38
J 2	South Carolina	A	W 52 36
J 4	Maryland	H	W 59 25
J 5	Davidson	A	W 55 27
J 9	North Carolina 10T	A	W 51 46
J 11	NC State	A	W 46 34
J 12	Wake Forest	A	W 43 38
J 15	Norfolk NTS	H	W 31 22
J 18	Georgia Tech	A	W 54 39
J 19	Clemson	A	W 42 29
J 23	South Carolina	H	W 55 33
J 25	Maryland	A	L 38 43
J 26	Navy	A	L 40 51
J 29	Wright Field	H	W 44 43
F 2	NC State	H	W 56 33
F 5	Wake Forest	H	W 32 29
F 9	Temple	A	L 38 64
F 12	Georgia Tech	H	W 73 51
F 16	North Carolina	H	L 44 54
	Clemson	H	W 61 33
F 23	Marine Institute	H	W 49 43
F 28	NC State 10T	N2	W 44 38
M 1	Virginia Tech	N2	W 44 38
M 2	Wake Forest	N2	W 49 30

N1 - Lynchburg, Va.

N2 - Southern Conference Tournament, Raleigh Auditorium, Raleigh, N.C.

### 1946-47

Record: 19-8

Head Coach: Gerry Gerard

Date	Opponent	Site	Result
D 4	High Point	A	W 44 29
D 7	Hanes Hosier	A	W 44 43
D 12	Hampden-Sydney	H	W 61 51
D 14	Virginia	N1	W 47 34
D 17	Florida	N2	W 44 37
D 20	Jacksonville NAS	A	W 54 36
J 1	Quantico Marines	H	W 68 41
J 4	Tennessee	A	L 47 53
J 7	Davidson	A	W 55 48
J 9	NYU 20T	N3	L 61 64
J 11	Temple	A	W 59 56
J 15	Wake Forest	H	W 65 32
J 16	George Washington	H	W 52 46
J 18	NC State	H	W 60 53
F 1	Navy	H	L 48 61
F 3	William & Mary	H	W 69 45
F 4	Washington & Lee	N	W 71 57
F 6	Virginia Tech	H	W 52 40
F 7	Davidson	H	W 61 47
F 11	North Carolina	A	L 28 49
F 15	Georgia Tech	A	W 64 54
F 18	NC State	A	L 57 83
F 21	Maryland	A	W 43 38
F 22	George Washington	A	L 49 51
F 25	Wake Forest	A	W 57 37
F 28	North Carolina	H1	L 47 57
M 6	South Carolina	H1	L 54 56

N1 - Lynchburg, Va.

N2 - Jacksonville, Fla.

N3 - Madison Square Garden, New York, N.Y.

H1 - Southern Conference Tournament, Duke Indoor Stadium, Durham, N.C.

### 1947-48

Record: 17-12

Head Coach: Gerry Gerard

Date	Opponent	Site	Result
D 6	Hanes Hosier	A	W 61 55
D 13	Virginia	A	L 39 49
D 15	Hampden-Sydney	H	W 59 45
D 17	McCrory	H	W 71 34
D 19	Washington & Lee	A	W 72 39
D 30	Hanes Hosier	H	W 70 46
J 3	Tennessee	H	L 58 62
J 5	Maryland	H	W 53 42
J 6	Davidson	A	L 42 44
J 8	NYU	A	L 56 77
J 10	Temple	A	L 54 58
J 14	George Washington	H	L 47 48
J 16	Clemson	H	W 80 47
J 24	Virginia Tech	H	W 52 45

2020-21 DUKE MEN’S BASKETBALL

F 4	Navy	A	L	46	56
F 5	William & Mary	A	W	45	36
F 7	North Carolina	A	L	42	48
F 10	Wake Forest	H	W	47	45
F 14	NC State	H	L	43	44
F 16	Georgia Tech	A	W	60	55
F 17	Clemson	A	L	57	63
F 18	NC State	A	L	37	70
F 19	Virginia	H	W	57	48
F 24	Wake Forest	A	W	49	48
F 27	North Carolina	H	W	56	45
M 3	South Carolina	H1	W	63	48
M 4	George Washington	H1	W	54	51
M 5	Davidson	H1	W	53	37
M 6	NC State	H1	L	50	58

HI - Southern Conference Tournament, Duke Indoor Stadium, Durham, N.C.

AP POLL ERA BEGINS

1948-49

Record: 13-9

Head Coach: Gerry Gerard

Date	Opponent	Rank	Site	Result
D 4	Hanes Hosiery	-	-	A L 57 58
D 8	McCrary	-	-	A W 70 51
D 10	Hampden-Sydney	-	-	A W 58 50
D 11	Virginia	-	-	A W 47 37
D 15	McCrary	-	-	H W 51 36
D 17	Davidson	-	-	A W 58 41
J 4	Hanes Hosiery	-	-	H W 54 42
J 6	Washington & Lee	-	-	A W 58 45
J 8	Temple	-	-	H L 45 59
J 11	Virginia Tech	-	-	A L 46 56
J 15	NC State	-	-	H L 52 53
J 22	Virginia Tech	-	-	H W 65 52
J 27	Wake Forest	-	-	A L 50 52
J 29	Davidson	-	-	H W 57 51
F 2	Navy	-	-	A W 55 42
F 4	NYU	-	15	H W 73 44
F 5	North Carolina	-	-	A L 34 64
F 9	George Washington	-	-	A L 49 51
F 11	NC State	-	-	A L 44 47
F 12	Georgia Tech	-	-	H W 53 42
F 19	Wake Forest	-	-	H W 61 51
F 25	North Carolina	-	-	H L 40 64

1949-50

Record: 15-15

Head Coach: Gerry Gerard

Date	Opponent	Rank	Site	Result
D 3	Hanes Hosiery	-	-	A L 52 53
D 6	Hampden-Sydney	-	-	H W 74 59
D 8	McCrary	-	-	A L 54 60
D 10	Virginia	-	-	N1 W 82 61
D 15	Davidson	-	-	A W 66 49
D 17	Washington & Lee	10T	-	- A W 81 67
D 20	South Carolina	-	-	A L 44 54
D 28	Penn State	-	-	N2 L 48 51
D 29	North Carolina	-	-	N2 L 52 59
D 30	Wake Forest	-	-	N2 W 54 52
J 4	Maryland	-	-	H W 58 46
J 7	NC State	-	7	H W 58 55
J 12	NYU	-	-	N3 L 64 80
J 14	Temple	-	-	A L 49 59
J 17	South Carolina	-	-	H W 79 60
J 27	Davidson	-	-	H W 69 59
J 28	Wake Forest	-	-	H W 65 55
F 4	Navy	-	-	H W 68 53
F 7	The Citadel	-	-	H W 65 39
F 10	Maryland	-	-	A L 57 67
F 11	George Washington	20T	-	- A L 55 62
F 14	NC State	-	8	A L 50 68
F 17	North Carolina	-	-	A L 55 58
F 18	George Washington	-	-	H W 55 52
F 21	Wake Forest	-	-	A L 54 72
F 24	North Carolina	-	-	H L 46 64
M 2	South Carolina	-	-	H1 W 53 41
M 3	William & Mary	-	-	H1 W 60 50
M 4	NC State	-	8	H1 L 47 67
M 8	Pennsylvania	-	-	A L 50 68

NI - Municipal Auditorium, Norfolk, Va.

N2 - Dixie Classic, Reynolds Coliseum, Raleigh, N.C.

N3 - Madison Square Garden, New York, N.Y.

HI - Southern Conference Tournament, Duke Indoor Stadium, Durham, N.C.

1950-51

Record: 20-13

Head Coach: Harold Bradley

Date	Opponent	Rank	Site	Result
D 2	Hanes Hosiery	-	-	A W 76 71
D 5	McCrary	-	-	A W 72 60
D 9	Virginia	-	-	N1 W 77 57
D 15	VMI	-	-	A W 86 66
D 16	Washington & Lee	-	-	A W 97 69
D 22	George Washington	-	-	A W 70 67
D 23	Bradley	-	2	A L 58 93
D 28	Colgate	-	-	N2 L 69 84
D 29	North Carolina	-	-	N2 W 71 63
D 30	Tulane	-	-	N2 W 74 72
J 1	Canisius	-	-	A1 L 57 69
J 3	Pennsylvania	-	-	A L 76 85
J 6	NC State	10T	-	7 H L 71 77
J 11	South Carolina	-	-	H W 60 58
J 13	West Virginia	-	-	H W 77 73
J 15	William & Mary	-	-	A L 57 74
J 27	Wake Forest	-	-	H L 56 65
J 29	Davidson	-	-	H W 90 68
J 30	South Carolina	-	-	A L 62 82
F 2	North Carolina	-	-	A L 68 71
F 3	NYU	-	-	H L 73 79
F 5	George Washington	-	-	H W 85 70
F 6	William & Mary	-	-	H W 61 54
F 10	NC State	-	10	A L 65 75
F 12	Davidson	-	-	A W 94 73
F 14	Washington & Lee	-	-	H W 94 68
F 16	Maryland	-	-	A W 49 40
F 17	Navy	-	-	A L 60 85
F 19	Wake Forest	-	-	A W 69 64
F 23	North Carolina	-	-	H W 84 72
M 1	Virginia Tech	-	-	N3 W 64 61
M 2	William & Mary	-	-	N3 W 71 69
M 3	NC State	-	8	N3 L 63 67

NI - Municipal Auditorium, Norfolk, Va.

N2 - Dixie Classic, Reynolds Coliseum, Raleigh, N.C.

A1 - Memorial Auditorium, Buffalo, N.Y.

N3 - Southern Conference Tournament, Reynolds Coliseum, Raleigh, N.C.

1951-52

Record: 24-6

Head Coach: Harold Bradley

Date	Opponent	Rank	Site	Result
D 1	Temple	-	-	H W 85 48
D 3	Hanes Hosiery	-	-	A W 78 68
D 5	North Carolina	-	-	H W 77 59
D 8	Bradley	-	-	H W 87 69
D 11	Furman	12	-	N1 L 72 73
D 15	VMI	12	-	H W 102 45
D 18	Davidson	19	-	H W 88 49
D 21	George Washington	19	-	A W 98 76
D 22	West Virginia	19	-	A L 74 95
D 27	Columbia	-	-	N2 L 58 66
D 28	Wake Forest	-	-	N2 W 79 74
D 29	Southern California	-	-	N2 L 69 87
J 2	Pennsylvania	-	-	H W 62 52
J 5	NC State	20T	-	17 H L 70 72
J 10	NYU	-	13	N3 W 74 72
J 12	Temple	-	-	A W 86 65
J 26	Wake Forest	-	-	H W 90 69
F 1	North Carolina	-	-	A W 73 66
F 2	George Washington	-	-	H W 89 74
F 7	William & Mary	-	-	H W 68 62
F 9	Navy	10T	-	- A W 70 68
F 12	NC State	-	-	A W 71 58
F 18	Maryland	-	-	H W 56 51
F 21	Wake Forest	-	-	A W 87 62
F 23	South Carolina	-	-	A W 96 82
F 26	Davidson	15	-	A W 58 50
F 29	North Carolina	15	-	H W 94 64
M 6	Maryland	12	-	N4 W 51 48
M 7	West Virginia	12	9	N4 W 90 88
M 8	NC State	12	-	N4 L 68 77

NI - Community Center, Shelby, N.C.

N2 - Dixie Classic, Reynolds Coliseum, Raleigh, N.C.

N3 - Madison Square Garden, New York, N.Y.

N4 - Southern Conference Tournament, Reynolds Coliseum, Raleigh, N.C.

1952-53

Record: 17-8

Head Coach: Harold Bradley

Date	Opponent	Rank	Site	Result
D 1	Vanderbilt	-	-	H W 94 88
D 6	Wake Forest	-	-	H L 86 91
D 9	Washington & Lee	-	-	A W 91 80
D 13	Tennessee	-	-	A W 89 82

MEDIA GUIDE

D 16	Davidson	-	-	H W 94 65
D 20	Temple	-	-	A L 64 67
D 22	George Washington	-	-	A L 87 113
D 29	Brigham Young	-	-	N1 L 68 69
D 30	Pennsylvania	-	-	N1 L 80 97
D 31	Princeton	-	-	N1 W 74 59
J 7	South Carolina	-	-	A W 76 67
J 10	NC State	-	9	H L 64 82
J 13	VMI	-	-	H W 78 55
J 31	Navy	-	16	H W 78 73
F 3	West Virginia	-	-	H W 91 86
F 5	NYU	-	-	H W 89 82
F 6	North Carolina	-	12	A W 95 89
F 9	George Washington	-	-	H W 83 80
F 12	Wake Forest	10T	-	- A W 101 99
F 14	NC State	-	12	A W 84 82
F 19	William & Mary	10T	18	- A L 82 85
F 21	South Carolina	18	-	H W 98 68
F 23	Davidson	18	-	A W 99 72
F 27	North Carolina	-	-	H W 83 58
M 5	Maryland	-	-	N2 L 65 74

NI - Dixie Classic, Reynolds Coliseum, Raleigh, N.C.

N2 - Southern Conference Tournament, Reynolds Coliseum, Raleigh, N.C.

ATLANTIC COAST CONFERENCE ERA BEGINS

1953-54

Record: 21-6

ACC: 9-1 (1st)

Head Coach: Harold Bradley

Date	Opponent	Rank	Site	Result
D 2	Furman	-	-	H W 110 76
D 5	Tennessee	-	-	H W 101 61
D 7	Vanderbilt	-	-	A L 66 71
D 12	William & Mary	-	-	H W 109 44
D 15	Davidson	13	-	H W 78 37
D 19	West Virginia	13	-	A W 67 64
D 21	Kentucky	13	2	A1 L 69 85
D 22	UCLA	-	13	N1 L 67 72
D 28	Oregon State	-	12	N2 W 71 61
D 29	Wake Forest	-	-	N2 W 83 66
D 30	Navy	-	-	N2 W 98 83
J 2	Virginia	-	-	H W 86 64
J 4	South Carolina	-	-	A W 89 69
J 6	Virginia Tech	8	-	H W 82 45
J 9	NC State	8	20	H W 87 85
J 12	Wake Forest	9	-	A L 89 96
J 30	Navy	20	-	A W 82 65
F 4	North Carolina	8	-	H W 63 47
F 6	George Washington	8	11	H L 71 76
F 9	NC State	15	19	A W 90 89
F 13	Virginia Tech	15	-	A W 107 53
F 16	Maryland	14	11	A W 68 61
F 20	North Carolina	14	-	A W 67 63
F 23	South Carolina	10	-	H W 89 55
F 26	Wake Forest	10	-	H W 90 81
M 4	Virginia	11	-	N3 W 96 68
M 5	NC State	11	18	N3 L 75 79

A1 - Kentucky Invitational, Memorial Coliseum, Lexington, Ky.

NI - Kentucky Invitational, Memorial Coliseum, Lexington, Ky.

N2 - Dixie Classic, Reynolds Coliseum, Raleigh, N.C.

N3 - ACC Tournament, Reynolds Coliseum, Raleigh, N.C.

1954-55

Record: 20-8

ACC: 11-3 (2nd)

Head Coach: Harold Bradley

Date	Opponent	Rank	Site	Result
D 3	Clemson	-	-	H W 115 54
D 7	Maryland	17	-	A L 47 49
D 10	South Carolina	17	-	H W 95 55
D 14	Davidson	-	-	A W 107 75
D 17	Maryland	-	-	H W 68 61
D 20	Pittsburgh	-	-	A W 90 68
D 27	West Virginia	-	12	N1 W 92 79
D 28	Minnesota	18	11	N1 L 73 79
D 29	North Carolina	18	-	N1 L 52 65
J 3	Florida State	18	-	H W 97 75
J 5	Temple	17	-	H W 81 64
J 8	NC State	17	3	H L 91 96
J 11	Clemson	-	-	A W 75 66
J 12	South Carolina	-	-	A W 82 64
J 15	Virginia	-	-	H W 109 89
J 31	George Washington	-	16	A L 73 92
F 4	North Carolina	-	-	A W 91 68
F 5	West Virginia	-	-	H W 115 75
F 9	Wake Forest	-	-	A W 75 73
F 12	Navy	-	-	A W 71 56
F 15	NC State	-	7	A L 78 84
F 19	Wake Forest	-	-	H W 84 65
F 22	Virginia	-	-	A W 105 92

# MEDIA GUIDE

F 25	North Carolina	-	-	H	W	96	74
M 3	South Carolina	-	-	N2	W	83	67
M 4	Virginia	10T	-	N2	W	90	77
M 5	NC State	-	15	N2	L	77	87
M 8	Villanova	-	-	N3	L	73	74

N1 - Dixie Classic, Reynolds Coliseum, Raleigh, N.C.

N2 - ACC Tournament, Reynolds Coliseum, Raleigh, N.C.

N3 - NCAA Tournament, Madison Square Garden, New York, N.Y.

## 1955-56

Record: 19-7

ACC: 10-4 (T3rd)

Head Coach: Harold Bradley

Date	Opponent	Rank	Site	Result
D 2	Clemson	-	-	H W 97 63
D 9	South Carolina	-	-	H W 82 68
D 10	Georgia Tech	-	-	H W 87 66
D 16	Pennsylvania	-	-	A1 W 98 80
D 17	Villanova	-	-	A1 W 86 76
D 20	Pittsburgh	14	-	A W 92 54
D 29	Wyoming	8	-	N1 W 71 54
D 30	North Carolina	8	4	N1 L 64 74
D 31	Wake Forest	8	-	N1 W 64 52
J 4	Wake Forest	11	-	A L 71 84
J 7	NC State	11	2	H W 68 58
J 10	South Carolina	6	-	A W 63 52
J 11	Clemson	6	-	A W 109 80
J 14	Maryland	6	-	H W 76 62
F 1	Kentucky	10	8	A L 76 81
F 4	North Carolina	10	9	H W 64 59
F 7	Maryland	8	-	A W 82 70
F 9	Virginia	8	-	H W 74 59
F 11	Wake Forest	8	-	H L 77 80
F 14	NC State	11	5	A L 81 90
F 18	Navy	11	-	H W 93 70
F 21	Virginia	11	-	A W 92 58
F 24	North Carolina	11	9	A L 65 73
F 25	George Washington	11	19	H W 90 71
M 1	Maryland	11	-	N2 W 94 69
M 2	NC State	11	5	N2 L 79 91

A1 - The Palestra, Philadelphia, Pa.

N1 - Dixie Classic, Reynolds Coliseum, Raleigh, N.C.

N2 - ACC Tournament, Reynolds Coliseum, Raleigh, N.C.

## 1956-57

Record: 13-11

ACC: 8-6 (3rd)

Head Coach: Harold Bradley

Date	Opponent	Rank	Site	Result	
N 30	Georgia Tech	-	A	W 71 61	
D 4	Clemson	-	A	W 84 78	
D 5	South Carolina	-	N1	W 104 76	
D 14	Alabama	-	9	N2 W 89 78	
D 15	West Virginia	-	13	N2 L 82 83	
D 18	Kentucky	13	7	H W 85 84	
D 27	West Virginia	9	4	N3 W 73 67	
D 28	North Carolina	9	2	N3 L 71 87	
D 29	NC State	9	-	N3 L 80 102	
J 5	NC State	-	H	W 92 85	
J 10	Maryland	15	-	A L 51 62	
J 12	Clemson	15	-	H W 80 70	
J 29	Wake Forest	19	13	A L 59 77	
J 31	Maryland	19	-	H W 72 60	
F 2	Navy	10T	19	-	A L 69 71
F 5	Pittsburgh	-	H	W 90 72	
F 9	North Carolina	-	1	A L 73 75	
F 12	NC State	14	-	A L 72 79	
F 16	Wake Forest	17	11	H W 75 64	
F 19	Virginia	16	-	A L 81 90	
F 23	South Carolina	16	-	H W 94 81	
F 27	Virginia	-	H	W 81 66	
M 1	North Carolina	-	1	H L 72 86	
M 7	South Carolina	-	-	N4 L 81 84	

N1 - Charlotte Coliseum, Charlotte, N.C.

N2 - Birmingham Classic, Birmingham City Auditorium, Birmingham, Ala.

N3 - Dixie Classic, Reynolds Coliseum, Raleigh, N.C.

N4 - ACC Tournament, Reynolds Coliseum, Raleigh, N.C.

# 2020-21 DUKE MEN'S BASKETBALL

## 1957-58

Record: 18-7

ACC: 11-3 (1st)

Head Coach: Harold Bradley

Date	Opponent	Rank	Site	Result
D 2	Kentucky	-	A	L 74 78
D 6	Clemson	-	H	W 79 66
D 14	Villanova	-	H	W 60 53
D 17	South Carolina	-	A	L 51 62
D 21	Pittsburgh	20T	A	L 84 87
D 26	Seton Hall	-	N1	W 69 62
D 27	North Carolina	-	N1	L 62 76
D 28	Wake Forest	10T	N1	W 79 75
J 4	NYU	-	N2	W 67 60
J 8	Maryland	-	11	A L 49 74
J 11	NC State	20T	13	H W 76 75
J 27	West Virginia	-	1	H W 72 68
J 30	Virginia	-	H	W 88 71
F 1	Wake Forest	-	A	W 70 56
F 3	South Carolina	-	H	W 61 49
F 4	Clemson	13	N3	W 73 57
F 8	North Carolina	13	7	A W 91 75
F 11	NC State	8	10	A W 65 48
F 15	Wake Forest	8	H	W 71 59
F 19	Navy	7	A	W 77 63
F 21	Maryland	7	14	H W 68 59
F 25	Virginia	30T	6	A L 68 70
F 28	North Carolina	6	9	H W 59 46
M 6	Wake Forest	6	N4	W 51 44
M 7	Maryland	10T	6	17 N4 L 65 71

N1 - Dixie Classic, Reynolds Coliseum, Raleigh, N.C.

N2 - Madison Square Garden, New York, N.Y.

N3 - Charlotte Coliseum, Charlotte, N.C.

N4 - ACC Tournament, Reynolds Coliseum, Raleigh, N.C.

## 1958-59

Record: 13-12

ACC: 7-7 (T3rd)

Head Coach: Harold Bradley

Date	Opponent	Rank	Site	Result
D 5	Clemson	-	-	A L 55 56
D 8	Kentucky	-	-	H L 64 78
D 12	West Virginia	-	4	A L 63 101
D 15	South Carolina	-	-	H W 68 61
D 19	Pennsylvania	-	-	A W 66 57
D 20	Villanova	-	-	A L 67 74
D 29	Michigan State	-	9	N1 L 57 82
D 30	Yale	-	-	N1 W 56 53
D 31	Louisville	-	-	N1 W 57 54
J 5	Wake Forest	-	-	A W 58 57
J 7	Maryland	-	-	A L 33 64
J 10	NC State	-	2	H L 60 67
J 13	Clemson	-	-	H W 45 41
J 15	Virginia	-	-	A L 67 86
J 17	Maryland	-	-	H W 78 69
J 31	Pittsburgh	-	-	H W 75 66
F 3	South Carolina	-	-	A W 80 72
F 6	North Carolina	-	2	H L 80 89
F 10	NC State	-	6	A L 72 80
F 14	Navy	-	-	H W 64 63
F 17	Wake Forest	-	-	H W 85 78
F 20	Virginia	-	-	H W 71 63
F 28	North Carolina	-	3	A L 62 72
M 5	Wake Forest	-	-	N2 W 78 71
M 6	North Carolina	-	5	N2 L 71 74

N1 - Dixie Classic, Reynolds Coliseum, Raleigh, N.C.

N2 - ACC Tournament, Reynolds Coliseum, Raleigh, N.C.

## VIC BUBAS ERA BEGINS

## 1959-60

Record: 17-11

ACC: 7-7 (4th)

Head Coach: Vic Bubas

- ACC Champions
- NCAA Elite Eight

Date	Opponent	Rank	Site	Result
D 1	Georgia Tech	-	-	H L 49 59
D 5	Clemson	-	-	H W 68 59
D 12	South Carolina	-	-	A W 72 70
D 18	Alabama	-	-	N1 W 78 60
D 19	Navy	-	-	N1 W 76 71
D 28	Utah	16	6	N2 W 63 52
D 29	North Carolina	18	-	N2 L 53 75
D 30	Dayton	18	-	N2 L 63 71
J 4	Bucknell	-	-	H W 72 36
J 9	NC State	-	-	H W 47 34
J 12	Clemson	-	-	A W 50 41
J 16	Maryland	-	-	H L 48 56
J 30	South Carolina	-	-	H W 79 65
F 3	Wake Forest	-	-	A L 63 80
F 6	Navy	-	-	A W 58 48

F 9	NC State	-	-	A L 53 63
F 13	North Carolina	-	13	A L 58 84
F 16	Virginia	-	-	H W 78 66
F 18	Maryland	-	-	A L 61 71
F 20	Wake Forest	-	-	H L 64 83
F 22	Virginia	-	-	A W 79 63
F 27	North Carolina	-	-	H L 50 75
M 3	South Carolina	-	-	N3 W 82 69
M 4	North Carolina	-	16	N3 W 71 69
M 5	Wake Forest	-	18	N3 W 63 59
M 8	Princeton	18	-	N4 W 84 60
M 11	St. Joseph's	18	-	N5 W 58 56
M 12	NYU	18	12	N5 L 59 74

N1 - Birmingham Classic, Birmingham City Auditorium, Birmingham, Ala.

N2 - Dixie Classic, Reynolds Coliseum, Raleigh, N.C.

N3 - ACC Tournament, Reynolds Coliseum, Raleigh, N.C.

N4 - NCAA Tournament, Madison Square Garden, New York, N.Y.

N5 - NCAA Tournament, Charlotte Coliseum, Charlotte, N.C.

## 1960-61

Record: 22-6

ACC: 10-4 (3rd)

Head Coach: Vic Bubas

Date	Opponent		Rank	Site	Result
D 3	Louisiana State	10T	-	-	H W 80 74
D 9	Penn State		-	-	N1 W 69 46
D 10	West Virginia		-	-	N W 66 64
D 12	South Carolina		-	-	H W 107 79
D 15	Clemson		8	-	A W 75 58
D 19	Georgia Tech		8	15	A W 61 48
D 21	Florida		7	-	N2 W 83 64
D 29	Wyoming		6	-	N3 W 86 59
D 30	Marquette		6	-	N3 W 86 73
D 31	North Carolina		6	11	N3 L 71 76
J 3	Navy		8	-	N4 W 78 63
J 7	NC State		8	-	H W 81 67
J 11	Virginia	10T	8	-	A W 92 90
J 14	Maryland		8	-	H W 70 62
J 28	Clemson		5	-	H W 79 59
J 31	South Carolina		4	-	A W 107 94
F 4	North Carolina		4	5	H W 81 77
F 7	NC State		3	-	A L 59 61
F 9	Wake Forest		3	-	H W 100 90
F 14	Wake Forest		3	-	A L 89 103
F 16	Maryland		3	-	A L 71 76
F 18	Navy		3	-	A W 75 73
F 20	Virginia		3	-	H W 77 66
F 23	Seton Hall		6	-	N5 W 112 78
F 25	North Carolina	10T	6	7	A L 66 69
M 2	Virginia		9	-	N6 W 89 54
M 3	South Carolina		9	-	N6 W 92 75
M 4	Wake Forest		9	-	N6 L 81 96

N1 - Charlotte Coliseum, Charlotte, N.C.

N2 - Jacksonville Coliseum, Jacksonville, Fla.

N3 - Dixie Classic, Reynolds Coliseum, Raleigh, N.C.

N4 - Greensboro Coliseum, Greensboro, N.C.

N5 - Madison Square Garden, New York, N.Y.

N6 - ACC Tournament, Reynolds Coliseum, Raleigh, N.C.

## 1961-62

Record: 20-5

ACC: 11-3 (2nd)

Head Coach: Vic Bubas

Date	Opponent	Rank	Site	Result
D 1	Florida	7	-	H W 80 58
D 5	Davidson	7	-	H W 117 72
D 8	Louisville	7	-	H W 86 56
D 11	Clemson	7	-	H W 89 66
D 13	South Carolina	7	-	A W 76 69
D 15	Duquesne	7	-	N1 L 61 66
D 16	Arizona	7	-	N1 W 78 47
D 18	West Virginia	7	-	A W 69 65
D 30	Wake Forest	10	-	N2 W 75 73
J 3	Penn State	8	-	H W 95 55
J 6	NC State	8	-	H L 60 61
J 11	Clemson	10	-	A W 104 96
J 13	Maryland	10	-	H W 84 68
J 27	Wake Forest	7	-	H W 82 68
J 30	South Carolina	6	-	H W 89 73
F 3	North Carolina	6	-	H W 79 57
F 6	NC State	5	-	A L 55 71
F 10	Virginia	5	-	H W 101 75
F 13	Maryland	7	-	A W 79 53
F 15	Wake Forest	7	-	A L 79 97
F 17	Navy	7	-	H W 91 72
F 19	Virginia	7	-	A W 97 71
F 24	North Carolina	8	-	A W 82 74
M 1	Maryland	8	-	N3 W 71 58
M 2	Clemson	8	-	N3 L 72 77

N1 - Steel Bowl, Fitzgerald Fieldhouse, Pittsburgh, Pa.

N2 - Greensboro Coliseum, Greensboro, N.C.

N3 - ACC Tournament, Reynolds Coliseum, Raleigh, N.C.



2020-21 DUKE MEN’S BASKETBALL

MEDIA GUIDE

1962-63
Record: 27-3
Head Coach: Vic Bubas
ACC: 14-0 (1st)
Table with 5 columns: Date, Opponent, Rank, Site, Result. Rows include Davidson, South Carolina, Maryland, Vanderbilt, Clemson, Louisville, Davidson, Miami, Princeton, Wake Forest, Virginia, NC State, Navy, Clemson, West Virginia, South Carolina, North Carolina, Wake Forest, NC State, Virginia, Wake Forest, Maryland, North Carolina, Virginia, NC State, Wake Forest, NYU, St. Joseph's, Loyola, Chicago, Oregon State.

N1 - Greensboro Coliseum, Greensboro, N.C.
N2 - ACC Tournament, Reynolds Coliseum, Raleigh, N.C.
N3 - NCAA Tournament, Cole Field House, College Park, Md.
N4 - NCAA Final Four, Freedom Hall, Louisville, Ky.

1963-64
Record: 26-5
Head Coach: Vic Bubas
ACC: 13-1 (1st)
Table with 5 columns: Date, Opponent, Rank, Site, Result. Rows include Penn State, Ohio State, West Virginia, Vanderbilt, Clemson, South Carolina, Virginia, Michigan, Auburn, Kentucky, NC State, Clemson, North Carolina, Tennessee, South Carolina, Navy, NC State, Maryland, Virginia, Davidson, Wake Forest, Maryland, Wake Forest, North Carolina, NC State, North Carolina, Wake Forest, Villanova, Connecticut, Michigan, UCLA.

N1 - West Virginia Centennial, WVU Fieldhouse, Morgantown, W.Va.
A1 - West Virginia Centennial, WVU Fieldhouse, Morgantown, W.Va.
N2 - Sugar Bowl Tournament, Municipal Auditorium, New Orleans, La.
N3 - Sugar Bowl Tournament, Loyola Field House, New Orleans, La.
N4 - Greensboro Coliseum, Greensboro, N.C.
N5 - ACC Tournament, Reynolds Coliseum, Raleigh, N.C.
N6 - NCAA Tournament, Reynolds Coliseum, Raleigh, N.C.
N7 - NCAA Final Four, Municipal Auditorium, Kansas City, Mo.

1964-65
Record: 20-5
Head Coach: Vic Bubas
ACC: 11-3 (1st)
Table with 5 columns: Date, Opponent, Rank, Site, Result. Rows include Virginia Tech, Michigan, Navy, South Carolina, Clemson, Virginia, Ohio State, Wake Forest, Penn State, North Carolina, Clemson, Wake Forest, Maryland, NC State, Virginia, Wake Forest, South Carolina, Notre Dame, Maryland, North Carolina, South Carolina, Wake Forest, NC State.

N1 - Greensboro Coliseum, Greensboro, N.C.
N2 - Baltimore Civic Center, Baltimore, Md.
N4 - Chicago Stadium, Chicago, Ill.
N5 - ACC Tournament, Reynolds Coliseum, Raleigh, N.C.

1965-66
Record: 26-4
Head Coach: Vic Bubas
ACC: 12-2 (1st)
Table with 5 columns: Date, Opponent, Rank, Site, Result. Rows include Virginia Tech, Clemson, South Carolina, UCLA, UCLA, Furman, Virginia, Michigan, Notre Dame, Wake Forest, Penn State, North Carolina, Clemson, Maryland, Wake Forest, NC State, West Virginia, NC State, Virginia, South Carolina, Maryland, Wake Forest, North Carolina, Wake Forest, Michigan, North Carolina, NC State, St. Joseph's, Syracuse, Kentucky, Utah.

N1 - Greensboro Coliseum, Greensboro, N.C.
N2 - Charlotte Coliseum, Charlotte, N.C.
N3 - Cobo Arena, Detroit, Mich.
N4 - ACC Tournament, Reynolds Coliseum, Raleigh, N.C.
N5 - NCAA Tournament, Reynolds Coliseum, Raleigh, N.C.
N6 - NCAA Final Four, Cole Field House, College Park, Md.

1966-67
Record: 18-9
Head Coach: Vic Bubas
ACC: 9-3 (2nd)
Table with 5 columns: Date, Opponent, Rank, Site, Result. Rows include Virginia Tech, Michigan, Michigan, UCLA, UCLA, Vanderbilt, Virginia, Ohio State, Wake Forest.

Table with 5 columns: Date, Opponent, Rank, Site, Result. Rows include Penn State, North Carolina, Clemson, Maryland, NC State, Virginia, West Virginia, NC State, Louisiana-Lafayette, Clemson, Maryland, Wake Forest, Notre Dame, Wake Forest, North Carolina, Virginia, South Carolina, North Carolina, Southern Illinois.

N1 - Charlotte Coliseum, Charlotte, N.C.
N2 - Greensboro Coliseum, Greensboro, N.C.
N3 - ACC Tournament, Greensboro Coliseum, Greensboro, N.C.
N4 - NIT Tournament, Madison Square Garden, New York, N.Y.

1967-68
Record: 22-6
Head Coach: Vic Bubas
ACC: 11-3 (2nd)
Table with 5 columns: Date, Opponent, Rank, Site, Result. Rows include Virginia Tech, Michigan, Alabama, Virginia, Vanderbilt, Princeton, Wake Forest, Davidson, North Carolina, Clemson, Maryland, NC State, South Carolina, Virginia, Maryland, Southern Illinois, Notre Dame, Wake Forest, Temple, Clemson, Wake Forest, South Carolina, NC State, North Carolina, Clemson, NC State, Oklahoma City, St. Peter's.

N1 - Greensboro Coliseum, Greensboro, N.C.
N2 - Madison Square Garden, New York, N.Y.
N3 - Chicago Stadium, Chicago, Ill.
N4 - ACC Tournament, Charlotte Coliseum, Charlotte, N.C.
N5 - NIT Tournament, Madison Square Garden, New York, N.Y.

1968-69
Record: 15-13
Head Coach: Vic Bubas
ACC: 8-6 (T3rd)
Table with 5 columns: Date, Opponent, Rank, Site, Result. Rows include Virginia Tech, Alabama, Princeton, Michigan, Virginia, East Tennessee State, Wake Forest, Clemson, Western Kentucky, Iowa, North Carolina, Wake Forest, Maryland, NC State, Temple, South Carolina, Clemson, South Carolina, Maryland, Wake Forest, West Virginia, Virginia, Davidson.

# MEDIA GUIDE

F 26	NC State	-	-	A	L	73	88
M 1	North Carolina	-	2	H	W	87	81
M 6	Virginia	-	-	N4	W	99	86
M 7	South Carolina	-	13	N4	W	68	59
M 8	North Carolina	-	4	N4	L	74	85

*N1 - Greensboro Coliseum, Greensboro, N.C.*

*N2 - Madison Square Garden, New York, N.Y.*

*N3 - Sugar Bowl Tournament, Municipal Auditorium, New Orleans, La.*

*N4 - ACC Tournament, Charlotte Coliseum, Charlotte, N.C.*

## 1969-70

**Record:** 17-9

**ACC:** 8-6 (4th)

**Head Coach:** Bucky Waters

<i>Date</i>	<i>Opponent</i>		<i>Rank</i>	<i>Site</i>	<i>Result</i>
D 1	Virginia Tech	20T	-	-	N1 W 66 63
D 6	Virginia		-	-	H W 57 45
D 10	Michigan		-	-	A W 73 68
D 13	William & Mary		-	-	H W 84 77
D 15	East Carolina		-	-	H W 80 65
D 19	Dayton		-	-	N2 W 72 67
D 20	Kentucky		-	1	A1 L 76 98
D 23	Wake Forest		-	-	N W 98 90
J 3	Penn State		-	-	H W 93 43
J 7	Wake Forest	10T	19	-	H W 78 72
J 10	North Carolina		19	4	A L 78 86
J 24	NC State		16	10	H L 76 77
J 28	Maryland		-	-	A L 50 52
J 31	South Carolina		-	4	H L 55 67
F 4	Clemson		-	-	A W 92 88
F 7	West Virginia		-	-	N1 W 82 70
F 9	Clemson		-	-	H W 91 75
F 11	Wake Forest		-	-	A W 67 65
F 14	South Carolina		-	2	A L 65 82
F 18	Davidson	10T	-	9	A W 79 76
F 21	Maryland		-	-	H W 87 76
F 23	Virginia		-	-	A L 57 61
F 25	NC State		-	14	A W 71 69
F 28	North Carolina		-	19	H W 91 83
M 5	Wake Forest		-	-	N3 L 73 81
M 14	Utah		-	-	N4 L 75 78

*N1 - Greensboro Coliseum, Greensboro, N.C.*

*N2 - Kentucky Invitational, Memorial Gymnasium, Lexington, Ky.*

*A1 - Kentucky Invitational, Memorial Gymnasium, Lexington, Ky.*

*N3 - ACC Tournament, Charlotte Coliseum, Charlotte, N.C.*

*N4 - NIT Tournament, Madison Square Garden, New York, N.Y.*

## 1970-71

**Record:** 20-10

**ACC:** 9-5 (3rd)

**Head Coach:** Bucky Waters

<i>Date</i>	<i>Opponent</i>		<i>Rank</i>	<i>Site</i>	<i>Result</i>
D 1	Princeton		13	-	N1 W 79 75
D 5	Virginia		13	-	A L 70 75
D 7	Michigan		13	-	H W 95 74
D 12	South Carolina		-	2	A L 78 98
D 15	Virginia Tech		-	-	H W 104 75
D 18	Wake Forest		-	-	N2 L 77 83
D 19	North Carolina		-	20	N2 L 81 83
D 22	Dayton		-	-	A W 70 64
D 26	Santa Clara		-	-	H W 86 80
D 29	Northwestern		-	-	N3 W 93 87
D 30	Penn State		-	-	N3 W 67 56
J 6	Wake Forest		-	-	A W 68 67
J 9	North Carolina		-	20	A L 74 79
J 13	NC State		-	-	H L 89 93
J 16	Clemson		-	-	A W 82 56
F 1	South Carolina		-	10	H W 82 71
F 6	Maryland		-	-	H L 79 88
F 10	Wake Forest		-	-	H W 83 78
F 13	Maryland		-	-	A W 70 67
F 16	Davidson		-	-	N1 W 64 55
F 20	Virginia		-	-	H W 101 69
F 24	NC State		-	-	A W 82 78
F 27	Seton Hall		-	-	N4 W 89 61
M 2	Clemson		-	-	H W 70 60
M 6	North Carolina		-	12	H W 92 83
M 11	NC State		19	-	N5 L 61 68
M 20	Dayton		-	-	N6 W 68 60
M 22	Tennessee		-	17	N6 W 78 64
M 25	North Carolina		-	13	N6 L 67 73
M 27	St. Bonaventure	10T	-	-	N6 L 88 92

*N1 - Greensboro Coliseum, Greensboro, N.C.*

*N2 - Big Four Tournament, Greensboro Coliseum, Greensboro, N.C.*

*N3 - Holiday Classic, Greensboro Coliseum, Greensboro, N.C.*

*N4 - Madison Square Garden, New York, N.Y.*

*N5 - ACC Tournament, Greensboro Coliseum, Greensboro, N.C.*

*N6 - NIT Tournament, Madison Square Garden, New York, N.Y.*

## 1971-72

**Record:** 14-12

**ACC:** 6-6 (T4th)

**Head Coach:** Bucky Waters

<i>Date</i>	<i>Opponent</i>		<i>Rank</i>	<i>Site</i>	<i>Result</i>
D 1	Richmond		-	-	H W 54 42
D 4	Virginia		-	-	H L 77 86
D 7	Pennsylvania	10T	-	10	H L 49 50
D 11	East Carolina		-	-	H W 71 62
D 17	NC State		-	-	N1 L 62 67
D 18	Wake Forest		-	-	N1 W 70 58
D 22	Dayton		-	-	H W 68 66
D 27	St. Peter's		-	-	N2 L 74 77
D 28	Syracuse		-	-	N2 L 72 74
J 5	Virginia Tech		-	-	N3 W 83 73
J 12	NC State		-	-	A L 58 85
J 15	Clemson		-	-	H W 71 69
J 19	Canisius		-	-	H W 86 58
J 22	North Carolina		-	3	H W 76 74
J 26	Wake Forest		-	-	H W 77 66
F 5	Maryland		-	-	A L 58 77
F 9	Wake Forest		-	-	A L 57 62
F 12	William & Mary		-	-	H W 87 69
F 16	Davidson		-	-	A L 72 74
F 19	Virginia		-	6	A W 86 76
F 23	NC State	10T	-	-	H W 74 73
F 26	Maryland		-	12	H W 68 59
M 1	Clemson		-	-	A L 40 59
M 4	North Carolina		-	3	A L 69 93
M 9	NC State		-	-	N4 W 73 60
M 10	North Carolina		-	3	N4 L 48 63

*N1 - Big Four Tournament, Greensboro Coliseum, Greensboro, N.C.*

*N2 - ECAC Holiday Festival, Madison Square Garden, New York, N.Y.*

*N3 - Charlotte Coliseum, Charlotte, N.C.*

*N4 - ACC Tournament, Greensboro Coliseum, Greensboro, N.C.*

## 1972-73

**Record:** 12-14

**ACC:** 4-8 (T4th)

**Head Coach:** Bucky Waters

<i>Date</i>	<i>Opponent</i>		<i>Rank</i>	<i>Site</i>	<i>Result</i>
D 2	William & Mary		-	-	H W 98 74
D 8	Santa Clara		-	-	N1 W 69 65
D 9	San Francisco		-	-	N1 L 68 72
D 12	East Carolina		-	-	H W 108 74
D 15	North Carolina		-	11	N2 L 86 91
D 16	Wake Forest		-	-	N2 W 80 67
D 27	UNLV		-	-	A1 L 83 89
D 28	Purdue		-	-	N3 L 77 82
D 30	Harvard		-	-	H W 102 76
J 3	Virginia	10T	-	-	A L 74 80
J 6	Wake Forest		-	-	A L 80 83
J 10	NC State		-	-	A L 87 94
J 13	Clemson		-	-	H W 75 73
J 17	Davidson		-	-	A W 78 75
J 20	North Carolina		-	4	A L 71 82
J 24	Richmond		-	-	A W 70 66
J 27	Georgia Tech		-	-	A L 86 88
F 3	Maryland		-	3	H W 85 81
F 7	Wake Forest		-	-	H W 84 71
F 13	Virginia		-	-	H W 90 66
F 17	Notre Dame		-	-	H W 86 74
F 21	NC State		-	-	H L 50 74
F 24	Maryland		-	8	A L 68 96
F 28	Clemson		-	-	A L 50 75
M 3	North Carolina		-	7	H L 70 72
M 8	Virginia		-	-	N4 L 55 59

*N1 - Cable Car Classic, War Memorial Gymnasium, San Francisco, Calif.*

*N2 - Big Four Tournament, Greensboro Coliseum, Greensboro, N.C.*

*A1 - Las Vegas Classic, Las Vegas Convention Center, Las Vegas, Nev.*

*N3 - Las Vegas Classic, Las Vegas Convention Center, Las Vegas, Nev.*

*N4 - ACC Tournament, Greensboro Coliseum, Greensboro, N.C.*

## 1973-74

**Record:** 10-16

**ACC:** 2-10 (7th)

**Head Coach:** Neill McGeachy

<i>Date</i>	<i>Opponent</i>		<i>Rank</i>	<i>Site</i>	<i>Result</i>
D 1	East Carolina		-	-	H W 82 69
D 3	William & Mary		-	-	A W 93 79
D 8	Virginia		-	-	A L 82 104
D 10	Appalachian State		-	-	H W 83 53
D 26	Western Kentucky		-	-	N1 W 75 69
D 27	Florida		-	-	N1 L 60 77
D 29	Yale		-	-	H W 105 80
J 4	Wake Forest		-	-	N2 L 61 64
J 5	North Carolina		-	4	N2 L 75 84
J 12	Pittsburgh		-	-	A L 46 62
J 16	Clemson		-	-	H W 63 50
J 19	North Carolina		-	5	H L 71 73
J 23	Wake Forest		-	-	H L 71 90
J 26	Princeton		-	-	A W 73 65

J 30	Davidson	-	-	H	W	89	72
F 2	Maryland	-	6	A	L	83	104
F 4	NC State	-	-	H	L	78	92
F 6	Wake Forest	-	-	A	L	67	74
F 9	Notre Dame	-	3	A	L	68	87
F 13	Virginia	-	-	H	W	88	78
F 16	Georgia Tech	-	-	H	W	70	60
F 20	NC State	-	-	A	L	87	113
F 23	Maryland	-	5	H	L	61	64
F 27	Clemson	-	-	A	L	68	74
M 2	North Carolina	10T	-	4	A	L	92 96
M 7	Maryland		-	4	N3	L	66 85

*N1 - Gator Bowl Classic, Jacksonville Coliseum, Jacksonville, Fla.*

*N2 - Big Four Tournament, Greensboro Coliseum, Greensboro, N.C.*

*N3 - ACC Tournament, Greensboro Coliseum, Greensboro, N.C.*

## 1974-75

**Record:** 13-13

**ACC:** 2-10 (T6th)

**Head Coach:** Bill Foster

<i>Date</i>	<i>Opponent</i>		<i>Rank</i>	<i>Site</i>	<i>Result</i>
N 30	Cornell		-	-	H W 100 62
D 4	East Carolina		-	-	H W 79 73
D 20	Louisiana State		-	-	N1 L 95 105
D 21	Princeton		-	-	N1 W 66 57
D 27	Pittsburgh		-	-	N2 W 89 75
D 28	Kent State		-	-	N2 W 83 65
J 3	North Carolina	10T	-	8	N3 W 99 96
J 4	Wake Forest		-	19	N3 L 71 75
J 8	Maryland		-	5	A L 77 83
J 11	South Florida		-	-	H W 95 86
J 15	Clemson		-	-	H W 75 72
J 18	Virginia		-	-	A L 56 60
J 22	Wake Forest		-	-	A L 109 122
J 25	Princeton		-	-	H W 90 73
J 27	NC State		-	5	H L 71 95
J 29	Davidson		-	-	A W 113 76
F 1	Virginia	10T	-	-	H L 85 92
F 5	Wake Forest		-	-	H W 75 68
F 8	Maryland		-	4	H L 80 104
F 10	Duquesne		-	-	H W 80 73
F 12	North Carolina		-	11	A L 70 78
F 15	Clemson		-	18	A L 66 100
F 19	NC State		-	4	A L 78 92
F 22	Georgia Tech		-	-	H W 107 86
M 1	North Carolina		-	14	H L 70 74
M 6	Clemson		-	-	N4 L 76 78

*N1 - Carolina Classic, Carolina Coliseum, Columbia, S.C.*

*N2 - Holiday Doubleheader, Reynolds Coliseum, Raleigh, N.C.*

*N3 - Big Four Tournament, Greensboro Coliseum, Greensboro, N.C.*

*N4 - ACC Tournament, Greensboro Coliseum, Greensboro, N.C.*

## 1975-76

**Record:** 13-14

**ACC:** 3-9 (7th)

**Head Coach:** Bill Foster

Date	Opponent		Rank	Site	Result
N 29	Johns Hopkins		-	-	H W 103 72
D 3	Tennessee		-	8	H L 80 86
D 6	Virginia		-	-	H W 81 79
D 10	East Carolina		-	-	H W 93 74
D 26	Auburn		-	-	N1 W 85 74
D 27	Western Kentucky		-	-	N1 W 111 90
D 30	Vermont		-	-	H W 94 77
J 2	NC State		-	9	N2 L 95 104
J 3	North Carolina		-	3	N2 L 74 77
J 7	Tulane		-	-	A L 82 92
J 9	Georgia Tech		-	-	A W 91 71
J 14	Clemson	10T	-	-	A L 96 102
J 17	North Carolina		-	7	H L 87 89
J 19	Virginia Tech		-	-	N3 W 79 72
J 21	Wake Forest	10T	-	-	H W 97 93
J 24	NC State		-	11	A L 101 106
J 27	Davidson		-	-	H W 94 79
J 31	West Virginia		-	-	H W 86 77
F 4	Wake Forest		-	-	A L 87 89
F 7	Maryland		-	5	A L 91 102
F 11	Virginia		-	-	A L 90 94
F 14	St. Joseph's		-	-	A W 85 73
F 18	NC State		-	12	H L 95 96
F 21	Maryland		-	7	H W 69 67
F 25	Clemson		-	-	H L 89 90
F 28	North Carolina		-	4	A L 71 91
M 4	Maryland	10T	-	9	N4 L 78 80





# MEDIA GUIDE

D 14	Davidson	-	-	H	W	63	60
D 29	New Hampshire	-	-	H	W	84	48
J 3	George Mason	-	-	H	W	90	79
J 5	Wagner	-	-	H	L	77	84
J 8	La Salle	-	-	A	W	61	60
J 12	Louisville	-	9	H	L	76	91
J 15	Maryland	-	-	A	W	86	67
J 19	Wake Forest	-	-	H	L	84	88
J 22	North Carolina	-	3	A	L	82	103
J 26	NC State	-	-	A	L	79	94
J 29	Clemson	-	-	H	W	99	96
F 2	William & Mary	-	-	H	W	73	71
F 5	Virginia	-	3	A	L	84	105
F 9	Georgia Tech	-	-	A	L	66	67
F 16	Stetson	-	-	H	W	89	80
F 19	Wake Forest	-	-	A1	L	104	110
F 21	Maryland	-	-	H	L	90	101
F 23	NC State	-	-	H	L	79	96
F 26	Georgia Tech	-	-	H	W	106	81
M 2	Clemson	-	-	A	L	86	93
M 5	North Carolina	-	8	H	L	81	105
M 11	Virginia	-	2	N1	L	66	109

A1 - Greensboro Coliseum, Greensboro, N.C.

N1 - ACC Tournament, The Omni, Atlanta, Ga.

## 1983-84

Record: 24-10

ACC: 7-7 (T3rd)

Head Coach: Mike Krzyzewski

Date	Opponent	Rank	Site	Result
N 26	Vanderbilt	-	-	H W 78 74
N 30	William & Mary	-	-	A W 70 68
D 3	Davidson	-	-	A W 90 63
D 5	South Florida	-	-	H W 95 66
D 7	Ohio	-	-	H W 82 63
D 10	East Carolina	-	-	H W 80 64
D 12	Massachusetts	-	-	H W 88 56
D 21	Colorado	-	-	H W 79 72
D 28	SMU	-	-	N1 L 76 78
D 29	Pacific	-	-	N1 W 68 66
D 30	Navy	-	-	N W 90 79
J 4	Loyola, Md.	-	-	H W 92 68
J 7	Virginia	-	20	A W 78 72
J 9	Bucknell	-	-	H W 84 67
J 11	Appalachian State	-	-	H W 73 60
J 14	Maryland	-	5	H L 75 81
J 18	Wake Forest	-	12	A1 L 66 97
J 21	North Carolina	-	1	H L 73 78
J 26	NC State	-	-	H L 76 79
J 28	Clemson	-	-	A W 67 65
J 30	Georgia Tech	-	-	A W 69 68
F 4	Virginia	-	-	H W 67 64
F 8	Harvard	-	-	A W 89 86
F 11	Maryland	-	13	A W 89 84
F 15	Stetson	19	-	A W 80 69
F 18	Wake Forest	10T	19	13 H W 79 77
F 23	NC State	10T	14	- A W 73 70
F 25	Georgia Tech	14	-	H L 56 58
F 29	Clemson	15	-	H L 76 77
M 3	North Carolina	20T	15	1 A L 83 96
M 9	Georgia Tech	10T	16	- N2 W 67 63
M 10	North Carolina	16	1	N2 W 77 75
M 11	Maryland	16	14	N2 L 62 74
M 18	Washington	14	15	N3 L 78 80

N1 - Rainbow Classic, Neil S. Blaisdell Center, Honolulu, Hawaii

A1 - Greensboro Coliseum, Greensboro, N.C.

N2 - ACC Tournament, Greensboro Coliseum, Greensboro, N.C.

N3 - NCAA Tournament, Beasley Coliseum, Pullman, Wash.

## 1984-85

Record: 23-8

ACC: 8-6 (T4th)

Head Coach: Mike Krzyzewski

Date	Opponent	Rank	Site	Result
N 26	Saint Louis	6	-	A W 97 64
N 28	William & Mary	4	-	H W 92 60
D 1	St. Joseph's	4	-	H W 59 46
D 5	Appalachian State	4	-	H W 98 64
D 8	Virginia	4	-	H W 78 65
D 17	Davidson	3	-	H W 82 65
D 19	Northwestern	2	-	N W 76 55
D 28	Alabama-Birmingham	2	-	N1 W 76 62
D 29	Southern California	2	-	A1 W 75 73
J 5	Virginia	2	-	A W 63 58
J 9	East Carolina	2	-	H W 87 63
J 12	Washington	2	-	H W 71 59
J 14	Maryland	10T	2	- A L 76 78
J 17	Wake Forest	10T	2	- H L 89 91
J 19	North Carolina	2	6	A W 93 77
J 23	NC State	5	-	A L 71 89
J 26	Clemson	5	-	A W 100 83

J 30	Wake Forest	10T	6	-	A2	W	76	70
F 4	Harvard		6	-	H	W	82	53
F 6	Georgia Tech		5	10	A	L	71	81
F 9	Maryland		5	-	H	W	70	62
F 13	Stetson		7	-	H	W	94	51
F 16	Notre Dame		7	-	N2	W	81	69
F 20	NC State		6	-	H	L	66	70
F 23	Georgia Tech		6	8	H	W	67	62
F 27	Clemson		5	-	H	W	90	73
M 2	North Carolina		5	8	H	L	68	78
M 8	Maryland		7	-	N3	W	86	73
M 9	Georgia Tech		7	9	N3	L	64	75
M 15	Pepperdine		10	-	N4	W	75	62
M 17	Boston College		10	-	N4	L	73	74

N1 - Trojan-Bud Light Classic, Los Angeles Sports Arena, Los Angeles, Calif.

A1 - Trojan-Bud Light Classic, Los Angeles Sports Arena, Los Angeles, Calif.

A2 - Greensboro Coliseum, Greensboro, N.C.

N2 - Brendan Byrne Arena, East Rutherford, N.J.

N3 - ACC Tournament, The Omni, Atlanta, Ga.

N4 - NCAA Tournament, Hofheinz Pavilion, Houston, Texas

## 1985-86

Record: 37-3

ACC: 12-2 (1st)

Head Coach: Mike Krzyzewski

► ACC Champions

► NCAA Final Four

Date	Opponent	Rank	Site	Result
N 21	Lamar	6	-	N1 W 66 62
N 24	Alabama-Birmingham	6	16	N1 W 66 54
N 26	William & Mary	6	-	A W 84 61
N 29	St. John's	6	18	N2 W 71 70
D 1	Kansas	6	5	N2 W 92 86
D 2	East Carolina	6	-	H W 98 66
D 4	Vanderbilt	3	-	A W 84 74
D 7	Virginia	3	-	H W 72 64
D 18	Davidson	3	-	A W 69 52
D 28	Appalachian State	3	-	H W 88 46
D 30	Northwestern	3	-	H W 78 55
J 4	Maryland	3	-	A W 81 75
J 8	Saint Louis	3	-	H W 84 58
J 11	NC State	3	-	H W 74 64
J 13	St. Joseph's	3	-	A W 87 66
J 16	Wake Forest	3	-	H W 92 63
J 18	North Carolina	3	1	A L 92 95
J 21	Georgia Tech	2	4	A L 80 87
J 25	Maryland	2	-	H W 80 68
J 27	Harvard	2	-	H W 89 52
J 29	Clemson	5	-	H W 89 78
F 1	Wake Forest	5	-	A1 W 68 58
F 6	Virginia	4	-	A W 77 65
F 9	Georgia Tech	4	2	H W 75 59
F 11	Stetson	2	-	A W 85 66
F 15	NC State	2	17	A W 72 70
F 16	Notre Dame	2	14	H W 75 74
F 19	Miami	2	-	H W 104 82
F 22	Oklahoma	2	10	H W 93 84
F 26	Clemson	1	-	A W 77 69
M 2	North Carolina	1	3	H W 82 74
M 7	Wake Forest	1	-	N3 W 68 60
M 8	Virginia	1	-	N3 W 75 70
M 9	Georgia Tech	1	6	N3 W 68 67
M 13	Mississippi Valley State	1	-	N4 W 85 78
M 15	Old Dominion	1	-	N4 W 89 61
M 21	DePaul	1	-	N5 W 74 67
M 23	Navy	1	17	N5 W 71 50
M 29	Kansas	1	2	N6 W 71 67
M 31	Louisville	1	7	N6 L 69 72

N1 - Preseason NIT, The Summit, Houston, Texas

N2 - Preseason NIT, Madison Square Garden, New York, N.Y.

A1 - Greensboro Coliseum, Greensboro, N.C.

N3 - ACC Tournament, Greensboro Coliseum, Greensboro, N.C.

N4 - NCAA Tournament, Greensboro Coliseum, Greensboro, N.C.

N5 - NCAA Tournament, Brendan Byrne Arena, East Rutherford, N.J.

N6 - NCAA Final Four, Reunion Arena, Dallas, Texas

## 1986-87

Record: 24-9

ACC: 9-5 (3rd)

Head Coach: Mike Krzyzewski

► NCAA Sweet 16

Date	Opponent	Rank	Site	Result
N 28	BYU-Hawaii		A1	W 85 68
N 29	Illinois	-	14	N1 L 62 69
D 3	East Carolina		H	W 103 65
D 6	Vanderbilt		H	W 78 66
D 8	Davidson		H	W 95 65
D 13	Alabama	-	18	N2 W 76 67
D 22	Miami		A	W 74 67
D 29	Appalachian State		H	W 80 50
D 30	Northwestern	20	-	H W 106 55

# 2020-21 DUKE MEN'S BASKETBALL

J 3	Virginia	20	-	A	W	70	63
J 5	William & Mary	20	-	H	W	82	46
J 7	St. Joseph's	17	-	H	W	93	83
J 10	North Carolina	17	3	H	L	77	85
J 14	Maryland	14	-	A	W	85	61
J 17	Wake Forest	14	-	H	W	69	49
J 21	NC State	12	20	A	L	74	87
J 24	Clemson	10T	12	10	A	W	105 103
J 26	Cornell	12	-	H	W	85	59
J 29	Georgia Tech	13	-	A	L	66	75
J 31	Wake Forest	10T	13	-	A2	W	62 60
F 2	Stetson	13	-	H	W	62	59
F 4	Virginia	16	-	H	W	75	61
F 7	Maryland	16	-	H	W	76	67
F 10	Harvard	15	-	A	W	98	86
F 15	Notre Dame	10T	15	-	A	L	66 70
F 19	NC State	17	-	H	W	66	50
F 21	Georgia Tech	17	-	H	L	72	79
F 26	North Carolina	17	2	A	L	71	77
F 28	Clemson	17	13	H	W	65	59
M 6	NC State	10T	14	-	N3	L	64 71
M 12	Texas A&M	17	-	N4	W	58	51
M 14	Xavier	17	-	N4	W	65	60
M 20	Indiana	17	3	N5	L	82	88

A1 - BYU-Hawaii Thanksgiving Classic, Cannon Activities Center, Laie, Hawaii

N1 - BYU-Hawaii Thanksgiving Classic, Cannon Activities Center, Laie, Hawaii

N2 - Brendan Byrne Arena, East Rutherford, N.J.

A2 - Greensboro Coliseum, Greensboro, N.C.

N3 - ACC Tournament, Capital Centre, Landover, Md.

N4 - NCAA Tournament, Hoosier Dome, Indianapolis, Ind.

N5 - NCAA Tournament, The Crown, Cincinnati, Ohio

## 1987-88

Record: 28-7

ACC: 9-5 (3rd)

Head Coach: Mike Krzyzewski

► ACC Champions

► NCAA Final Four

Date	Opponent	Rank	Site	Result
N 28	Appalachian State	15	-	H W 110 74
N 30	East Carolina	15	-	H W 94 45
D 3	Northwestern	13	-	A W 79 57
D 9	Davidson	10	-	A W 105 71
D 21	Harvard	10	-	H W 121 62
D 29	Florida	9	8	N1 W 93 70
D 30	Arizona	9	1	A1 L 85 91
J 4	William & Mary	9	-	H W 101 70
J 6	Miami	9	-	H W 107 69
J 9	Virginia	9	-	A W 77 59
J 14	Saint Louis	7	-	H W 69 53
J 16	Maryland	7	-	H L 69 72
J 21	North Carolina	9	2	A W 70 69
J 23	Wake Forest	9	-	A2 W 103 70
J 25	Stetson	9	-	A W 81 78
F 1	Clemson	5	-	H W 101 63
F 3	Georgia Tech	4	-	H W 78 65
F 6	NC State	4	-	H L 74 77
F 7	Notre Dame	4	-	H W 70 61
F 11	Wake Forest	8	-	H W 98 67
F 13	Maryland	8	-	A W 90 83
F 17	Virginia	6	-	H W 73 54
F 20	Kansas	10T	6	- A W 74 70
F 24	NC State	5	18	A L 78 89
F 28	Georgia Tech	5	20	A L 87 91
M 2	Clemson	9	-	A L 77 79
M 6	North Carolina	9	6	H W 96 81
M 11	Virginia	8	-	N2 W 60 48
M 12	NC State	8	11	N2 W 73 71
M 13	North Carolina	8	9	N2 W 65 61
M 17	Boston	5	-	N3 W 85 69
M 19	SMU	5	-	N3 W 94 79
M 24	Rhode Island	5	-	N4 W 73 72
M 26	Temple	5	1	N4 W 63 53
A 2	Kansas	5	-	N5 L 59 66

N1 - Fiesta Bowl Classic, McKale Center, Tucson, Ariz.

A1 - Fiesta Bowl Classic, McKale Center, Tucson, Ariz.

A2 - Greensboro Coliseum, Greensboro, N.C.

N2 - ACC Tournament, Greensboro Coliseum, Greensboro, N.C.

N3 - NCAA Tournament, Dean E. Smith Center, Chapel Hill, N.C.

N4 - NCAA Tournament, Brendan Byrne Arena, East Rutherford, N.J.

N5 - NCAA Final Four, Kemper Arena, Kansas City, Mo.

2020-21 DUKE MEN’S BASKETBALL

1988-89

Record: 28-8 ACC: 9-5 (T2nd)

Head Coach: Mike Krzyzewski

► NCAA Final Four

Date	Opponent	Rank	Site	Result
N 19	Kentucky	1	-	N1 W 80 55
N 26	The Citadel	1	-	H W 93 52
N 30	East Carolina	1	-	H W 95 46
D 3	Northwestern	1	-	H W 86 62
D 5	Stetson	1	-	H W 90 62
D 10	Miami	1	-	A W 117 102
D 21	Wake Forest	1	-	H W 94 88
D 29	Cornell	1	-	H W 94 59
J 3	Washington	1	-	A W 87 61
J 5	Davidson	1	-	H W 101 53
J 7	Virginia	1	-	A W 84 76
J 11	William & Mary	1	-	H W 100 38
J 14	Maryland	1	-	A W 82 72
J 18	North Carolina	1	13	H L 71 91
J 21	Wake Forest	1	-	A1 L 71 75
J 26	NC State	8	15	A L 73 88
J 29	Clemson	8	-	H W 92 62
F 2	Georgia Tech	12	-	A L 76 81
F 5	Notre Dame	12	-	A W 102 80
F 8	Virginia	14	-	H W 85 66
F 11	Maryland	14	-	H W 86 60
F 14	Harvard	11	-	A W 98 59
F 18	Kansas	11	-	H W 102 77
F 20	Georgia Tech	11	-	H W 91 66
F 23	NC State	9	17	H W 86 65
F 26	Arizona	9	2	N2 L 75 77
M 1	Clemson	9	-	A L 74 79
M 5	North Carolina	9	5	A W 88 86
M 10	Wake Forest	7	-	N3 W 88 64
M 11	Virginia	7	-	N3 W 69 58
M 12	North Carolina	7	9	N3 L 74 77
M 16	South Carolina State	9	-	N4 W 90 69
M 18	West Virginia	9	17	N4 W 70 63
M 24	Minnesota	9	-	N5 W 87 70
M 26	Georgetown	9	2	N5 W 85 77
A 1	Seton Hall	9	11	N6 L 78 95

N1 - Tipoff Classic, Springfield Civic Center, Springfield, Mass.

A1 - Greensboro Coliseum, Greensboro, N.C.

N2 - Brendan Byrne Arena, East Rutherford, N.J.

N3 - ACC Tournament, The Omni, Atlanta, Ga.

N4 - NCAA Tournament, Greensboro Coliseum, Greensboro, N.C.

N5 - NCAA Tournament, Brendan Byrne Arena, East Rutherford, N.J.

N6 - NCAA Final Four, Kingdome, Seattle, Wash.

1989-90

Record: 29-9 ACC: 9-5 (2nd)

Head Coach: Mike Krzyzewski

► NCAA Final Four

Date	Opponent	Rank	Site	Result	
N 25	Harvard	10	-	H W 130 54	
N 29	Canisius	7	-	H W 102 66	
D 2	Northwestern	7	-	A W 103 77	
D 6	Syracuse	6	1	N1 L 76 78	
D 9	Michigan	6	8	A L 108 113	
D 21	Davidson	12	-	A W 89 44	
D 23	Washington	12	-	H W 74 64	
D 28	Drake	13	-	N2 W 101 77	
D 29	Cincinnati	13	-	N2 W 95 83	
D 30	Hawaii	13	-	A1 W 87 75	
J 3	The Citadel	13	-	H W 108 69	
J 6	Virginia	13	-	H W 76 68	
J 11	Georgia Tech	10	9	A W 96 91	
J 13	Maryland	10	-	H W 91 80	
J 17	North Carolina	8	-	A L 60 79	
J 20	Wake Forest	8	-	A W 97 69	
J 22	William & Mary	8	-	A W 109 76	
J 24	NC State	10T	8	-	H W 85 82
J 28	Georgia Tech	8	13	H W 88 86	
J 31	Clemson	5	-	H W 94 80	
F 4	Notre Dame	5	-	H W 88 76	
F 8	Virginia	4	-	A L 69 72	
F 10	Maryland	10T	4	-	A W 114 111
F 12	Stetson	4	-	A W 102 67	
F 14	East Carolina	6	-	H W 84 51	
F 18	Wake Forest	6	-	H W 71 56	
F 21	NC State	3	-	A L 71 76	
F 25	Arizona	3	21	H W 78 76	
F 28	Clemson	5	20	A L 93 97	
M 4	North Carolina	5	-	H L 75 87	
M 9	Maryland	12	-	N3 W 104 84	
M 10	Georgia Tech	12	14	N3 L 72 83	
M 16	Richmond	15	-	N4 W 81 46	
M 18	St. John's	15	-	N4 W 76 72	
M 22	UCLA	15	-	N5 W 90 81	

M 24	Connecticut	10T	15	3	N5	W	79	78
M 31	Arkansas		15	7	N6	W	97	83
A 2	UNLV		15	2	N6	L	73	103

N1 - ACC/Big East Challenge, Greensboro Coliseum, Greensboro, N.C.

N2 - Rainbow Classic, Neil S. Blaisdell Center, Honolulu, Hawaii

A1 - Rainbow Classic, Neil S. Blaisdell Center, Honolulu, Hawaii

N3 - ACC Tournament, Charlotte Coliseum, Charlotte, N.C.

N4 - NCAA Tournament, The Omni, Atlanta, Ga.

N5 - NCAA Tournament, Brendan Byrne Arena, East Rutherford, N.J.

N6 - NCAA Final Four, McNichols Arena, Denver, Colo.

1990-91

Record: 32-7 ACC: 11-3 (1st)

Head Coach: Mike Krzyzewski

► NCAA Champions

Date	Opponent	Rank	Site	Result
N 14	Marquette	6	-	H1 W 87 74
N 16	Boston College	6	-	H1 W 100 76
N 21	Arkansas	6	2	N1 L 88 98
N 23	Notre Dame	6	-	N1 W 85 77
N 26	East Carolina	6	-	H W 125 82
D 1	Charlotte	8	-	H W 111 94
D 5	Georgetown	5	6	A1 L 74 79
D 8	Michigan	5	-	H W 75 68
D 19	Harvard	9	-	A W 103 61
D 22	Oklahoma	9	11	A W 90 85
D 29	Lehigh	8	-	H W 97 67
J 2	Boston	8	-	H W 109 55
J 5	Virginia	8	18	A L 64 81
J 9	Georgia Tech	14	24	H W 98 57
J 12	Maryland	14	-	A W 94 78
J 14	Wake Forest	14	-	H W 89 67
J 16	The Citadel	12	-	A W 83 50
J 19	North Carolina	12	5	H W 74 60
J 23	NC State	9	-	A L 89 95
J 26	Clemson	9	-	A W 99 70
J 30	Georgia Tech	7	23	A W 77 75
F 2	Notre Dame	7	-	A W 90 77
F 7	Virginia	6	11	H W 86 74
F 9	Maryland	6	-	H W 101 81
F 10	Louisiana State	6	19	H W 88 70
F 13	Davidson	5	-	H W 74 39
F 16	Wake Forest	5	-	A L 77 86
F 20	NC State	7	-	H W 72 65
F 24	Arizona	20T	7	9 A L 96 103
F 27	Clemson	8	-	H W 79 62
M 3	North Carolina	8	4	A W 83 77
M 9	NC State	6	-	N2 W 93 72
M 10	North Carolina	6	7	N2 L 74 96
M 14	Louisiana-Monroe	6	-	N3 W 102 73
M 16	Iowa	6	-	N3 W 85 70
M 22	Connecticut	6	-	N4 W 81 67
M 24	St. John's	6	20	N4 W 78 61
M 30	UNLV	6	1	N5 W 79 77
A 1	Kansas	6	12	N5 W 72 65

H1 - Preseason NIT, Cameron Indoor Stadium, Durham, N.C.

N1 - Preseason NIT, Madison Square Garden, New York, N.Y.

A1 - ACC/Big East Challenge, Capital Centre, Landover, Md.

N2 - ACC Tournament, Charlotte Coliseum, Charlotte, N.C.

N3 - NCAA Tournament, Metrodome, Minneapolis, Minn.

N4 - NCAA Tournament, Pontiac Silverdome, Pontiac, Mich.

N5 - NCAA Final Four, RCA Dome, Indianapolis, Ind.

1991-92

Record: 34-2 ACC: 14-2 (1st)

Head Coach: Mike Krzyzewski

► ACC Champions

► NCAA Champions

Date	Opponent	Rank	Site	Result
N 25	East Carolina	1	-	H W 103 75
N 30	Harvard	1	-	H W 118 65
D 5	St. John's	1	7	N1 W 91 81
D 7	Canisius	1	-	A1 W 96 60
D 14	Michigan	10T	1	18 A W 88 85
D 30	William & Mary	1	-	H W 97 61
J 2	Virginia	1	-	A W 68 62
J 6	Florida State	1	-	H W 86 70
J 8	Maryland	1	-	A W 83 66
J 11	Georgia Tech	1	14	H W 97 84
J 15	NC State	1	-	H W 110 75
J 18	Charlotte	1	18	H W 104 82
J 21	Boston	1	-	A W 95 85
J 25	Wake Forest	1	-	H W 84 68
J 27	Clemson	1	-	H W 112 73
J 30	Florida State	1	23	A W 75 62
F 1	Notre Dame	1	-	H W 100 71
F 5	North Carolina	1	9	A L 73 75
F 8	Louisiana State	1	22	A W 77 67
F 12	Georgia Tech	1	-	A W 71 62

F 16	NC State	1	-	A	W	71	63	
F 20	Maryland	1	-	H	W	91	89	
F 23	Wake Forest	1	-	A	L	68	72	
F 26	Virginia	1	-	H	W	76	67	
M 1	UCLA	1	4	A	W	75	65	
M 4	Clemson	1	-	A	W	98	97	
M 8	North Carolina	1	16	H	W	89	77	
M 13	Maryland	1	-	N2	W	94	87	
M 14	Georgia Tech	1	-	N2	W	89	76	
M 15	North Carolina	1	20	N2	W	94	74	
M 19	Campbell	1	-	N3	W	82	56	
M 21	Iowa	1	-	N3	W	75	62	
M 26	Seton Hall	1	19	N4	W	81	69	
M 28	Kentucky	10T	1	6	N4	W	104	103
A 4	Indiana	1	5	N5	W	81	78	
A 6	Michigan	1	15	N5	W	71	51	

N1 - ACC/Big East Challenge, Greensboro Coliseum, Greensboro, N.C.

A1 - Memorial Auditorium, Buffalo, N.Y.

N2 - ACC Tournament, Charlotte Coliseum, Charlotte, N.C.

N3 - NCAA Tournament, Greensboro Col., Greensboro, N.C.

N4 - NCAA Tournament, The Spectrum, Philadelphia, Pa.

N5 - NCAA Final Four - Metrodome, Minneapolis, Minn.

1992-93

Record: 24-8 ACC: 10-6 (T3rd)

Head Coach: Mike Krzyzewski

Date	Opponent	Rank	Site	Result	
D 1	Canisius	4	-	H W 110 62	
D 5	Michigan	4	1	H W 79 68	
D 7	Northeastern	1	-	H W 103 72	
D 12	Rutgers	1	-	N1 W 88 79	
D 21	DePaul	1	-	N2 W 89 73	
D 22	Louisiana State	1	-	N2 W 96 67	
D 23	Brigham Young	1	-	N2 W 89 66	
D 30	Boston	1	-	H W 106 62	
J 4	Oklahoma	10T	1	11 H W 88 84	
J 6	Clemson	1	-	H W 110 67	
J 10	Georgia Tech	1	10	A L 79 80	
J 13	Wake Forest	3	-	A W 86 59	
J 16	Iowa	3	13	H W 65 56	
J 17	Virginia	3	14	H L 69 77	
J 21	NC State	6	-	H W 92 56	
J 24	Florida State	10T	6	-	A L 88 89
J 26	San Francisco	7	-	H W 117 73	
J 30	Maryland	7	-	A W 78 62	
F 3	North Carolina	5	6	H W 81 67	
F 6	Notre Dame	5	-	A W 67 50	
F 8	Clemson	3	-	A W 93 84	
F 10	Georgia Tech	3	-	H W 73 63	
F 13	Wake Forest	3	9	H L 86 98	
F 18	Virginia	7	23	A L 55 58	
F 21	NC State	7	-	A W 91 82	
F 24	Florida State	9	6	H W 98 75	
F 28	UCLA	9	-	H W 78 67	
M 3	Maryland	6	-	H W 95 79	
M 7	North Carolina	6	1	A L 69 83	
M 12	Georgia Tech	8	-	N3 L 66 69	
M 18	Southern Illinois	10	-	N4 W 105 70	
M 20	California	10	-	N4 L 77 82	

N1 - Continental Airlines Arena, East Rutherford, N.J.

N2 - Maui Invitational, Lahaina Civic Center, Lahaina, Hawaii.

N3 - ACC Tournament, Charlotte Coliseum, Charlotte, N.C.

N4 - NCAA Tournament, Rosemont Horizon, Chicago, Ill.

1993-94

Record: 28-6 ACC: 12-4 (1st)

Head Coach: Mike Krzyzewski

► NCAA Final Four

Date	Opponent	Rank	Site	Result
N 27	Northeastern	4	-	H W 86 72
D 1	The Citadel	6	-	H W 78 63
D 4	Xavier	6	-	H W 82 60
D 6	South Carolina State	4	-	H W 97 61
D 11	Michigan	4	3	A W 73 63
D 22	Iowa	3	-	A W 79 76
D 30	Western Carolina	3	-	H W 87 67
J 5	Clemson	3	-	A W 71 65
J 8	Georgia Tech	3	12	H W 88 71
J 10	Brown	2	-	H W 89 71
J 13	Wake Forest	2	-	H L 68 69
J 15	Virginia	2	-	A W 66 58
J 20	NC State	5	-	A W 92 65
J 22	Florida State	5	-	H W 106 79
J 26	Notre Dame	2	-	H W 74 72
J 29	Maryland	2	18	H W 75 62
F 3	North Carolina	1	2	A L 78 89
F 5	Clemson	1	-	H W 78 74
F 8	Georgia Tech	2	-	A W 66 63
F 13	Wake Forest	2	-	A L 69 78

# MEDIA GUIDE

F 16	Virginia	6	-	H	W	84	54
F 20	NC State	6	-	H	W	85	58
F 23	Florida State	2	-	A	W	84	72
F 27	Temple	2	8	H	W	59	47
M 2	Maryland	2	-	A	W	73	69
M 5	North Carolina	2	5	H	L	77	87
M 11	Clemson	5	-	N1	W	77	64
M 12	Virginia	5	-	N1	L	61	66
M 18	Texas Southern	6	-	N2	W	82	70
M 20	Michigan State	6	-	N2	W	85	74
M 24	Marquette	6	21	N3	W	59	49
M 26	Purdue	6	3	N3	W	69	60
A 2	Florida	6	14	N4	W	70	65
A 4	Arkansas	6	2	N4	L	72	76

N1 - ACC Tournament, Charlotte Coliseum, Charlotte, N.C.

N2 - NCAA Tournament, Thunderdome, St. Petersburg, Fla.

N3 - NCAA Tournament, Thompson-Boling Arena, Knoxville, Tenn.

N4 - NCAA Final Four, Charlotte Coliseum, Charlotte, N.C.

## 1994-95

Record: 13-18 ACC: 2-14 (9th)

Head Coach: Mike Krzyzewski, Pete Gaudet\*

Date	Opponent	Rank	Site	Result
N 25	Brown	8	-	H W 80 38
N 26	Northeastern	8	-	H W 93 70
N 29	Connecticut	6	16	N1 L 86 90
D 3	Illinois	6	-	N2 W 70 65
D 6	George Washington	9	-	H W 103 73
D 10	Michigan	9	23	H W 69 59
D 19	North Carolina A&T	9	-	H W 99 56
D 27	Iowa	7	-	N3 L 71 81
D 29	Boston	7	-	N3 W 73 54
D 30	Georgia Tech	7	17	N3 W 76 69
J 2	South Carolina State	7	-	H W 107 61
J 4	Clemson	11	-	H L 70 75
J 7	Georgia Tech	11	24	A L 68 75
J 11	Wake Forest	16	14	A L 64 74
J 14	Virginia	20T	16	- H L 88 91
J 18	NC State	-	-	H L 60 77
J 21	Florida State	-	-	A L 75 78
J 24	Notre Dame	-	-	A W 87 74
J 28	Maryland	-	8	A L 72 74
F 2	North Carolina	20T	-	2 H L 100 102
F 4	Clemson	-	-	A L 44 51
F 9	Georgia Tech	-	18	H W 77 70
F 11	Wake Forest	-	11	H L 61 62
F 15	Virginia	-	16	A L 58 64
F 18	NC State	-	-	A L 79 84
F 22	Florida State	-	-	H W 72 67
F 26	UCLA	-	2	A L 77 100
M 1	Maryland	-	6	H L 92 94
M 4	North Carolina	-	2	A L 86 99
M 9	NC State	-	-	N4 W 83 70
M 10	Wake Forest	-	7	N4 L 70 87

N1 - Palace of Auburn Hills, Auburn Hills, Mich.

N2 - United Center, Chicago, Ill.

N3 - Rainbow Classic, Stan Sheriff Center, Honolulu, Hawaii.

N4 - ACC Tournament, Greensboro Coliseum, Greensboro, N.C.

\*Krzyzewski coached first 12 games before leaving team after back surgery and exhaustion. Gaudet coached final 19 games as interim head coach. Coaching records reflect this situation.

## 1995-96

Record: 18-13 ACC: 8-8 (T4th)

Head Coach: Mike Krzyzewski

Date	Opponent	Rank	Site	Result
N 23	Old Dominion	-	-	N1 W 75 55
N 24	Indiana	-	23	N1 W 70 64
N 25	Iowa	-	10	N1 W 88 81
N 29	UNC Greensboro	12	-	H W 71 57
D 2	Illinois	12	-	H L 65 75
D 4	South Carolina State	18	-	H W 84 64
D 9	Michigan	18	22	A L 84 88
D 19	Delaware	21	-	H W 79 73
D 20	Western Carolina	21	-	H W 107 67
D 28	Monmouth	20	-	H W 69 53
D 30	Northeastern	20	-	A W 87 56
J 3	Clemson	19	22	A L 48 51
J 7	Georgia Tech	19	-	H L 81 86
J 10	Wake Forest	-	8	H L 54 57
J 13	Virginia	-	-	A L 66 77
J 18	NC State	-	-	A W 71 70
J 20	Florida State	-	-	H W 85 65
J 25	Temple	-	-	A1 L 58 59
J 28	Maryland	-	-	H W 83 73
J 31	North Carolina	-	8	A L 72 73
F 3	Clemson	-	24	H W 83 53
F 7	Georgia Tech	10T	-	- A L 71 73

F 11	Wake Forest	-	9	A	L	65	79
F 14	Virginia	-	-	H	W	79	69
F 17	NC State	10T	-	-	H	W	79 66
F 22	Florida State	-	-	A	W	93	87
F 25	UCLA	-	16	H	W	85	66
F 28	Maryland	-	-	A	W	77	75
M 3	North Carolina	-	19	H	L	78	84
M 8	Maryland	-	-	N2	L	69	82
M 14	Eastern Michigan	-	-	N3	L	60	75

N1 - Great Alaska Shootout, Sullivan Arena, Anchorage, Alaska

A1 - The Spectrum, Philadelphia, Pa.

N2 - ACC Tournament, Greensboro Coliseum, Greensboro, N.C.

N3 - NCAA Tournament, RCA Dome, Indianapolis, Ind.

## 1996-97

Record: 24-9

ACC: 12-4 (1st)

Head Coach: Mike Krzyzewski

Date	Opponent	Rank	Site	Result
N 20	St. Joseph's	10	-	H1 W 89 60
N 22	Vanderbilt	10	-	H1 W 86 57
N 27	Tulsa	6	22	N1 W 72 67
N 29	Indiana	6	20	N1 L 69 85
D 2	Lehigh	10	-	H W 103 51
D 5	Florida State	10T	10	- H W 72 66
D 8	Michigan	10	7	H L 61 62
D 11	Davidson	14	-	H W 85 58
D 14	Villanova	14	4	A1 W 87 79
D 22	Army West Point	11	-	H W 100 38
D 30	Western Carolina	13	-	H W 104 54
J 2	South Carolina State	13	-	H W 104 54
J 5	Georgia Tech	13	-	A W 66 56
J 7	Clemson	10T	10	5 A L 82 86
J 11	Wake Forest	10	2	H L 69 81
J 13	Campbell	13	-	H W 84 59
J 15	UNC Greensboro	13	-	A W 87 49
J 18	Virginia	13	-	H W 78 59
J 21	NC State	10	-	A W 70 55
J 26	Maryland	10	7	A L 70 74
J 29	North Carolina	12	19	H W 80 73
F 2	Georgia Tech	12	-	H W 70 61
F 5	Wake Forest	8	2	A W 73 68
F 8	NC State	8	-	H W 80 51
F 11	Virginia	6	-	A W 62 61
F 15	Florida State	6	-	A W 89 79
F 18	Clemson	6	8	H W 84 77
F 23	UCLA	6	17	A L 69 73
F 27	Maryland	7	16	H W 81 69
M 2	North Carolina	7	8	A L 85 91
M 7	NC State	7	-	N2 L 60 66
M 14	Murray State	8	-	N3 W 71 68
M 16	Providence	8	-	N3 L 87 98

H1 - Preseason NIT, Cameron Indoor Stadium, Durham, N.C.

N1 - Preseason NIT, Madison Square Garden, New York, N.Y.

A1 - CoreStates Center, Philadelphia, Pa.

N2 - ACC Tournament, Greensboro Coliseum, Greensboro, N.C.

N3 - NCAA Tournament, Charlotte Coliseum, Charlotte, N.C.

## 1997-98

Record: 32-4

ACC: 15-1 (1st)

Head Coach: Mike Krzyzewski

► NCAA Elite Eight

Date	Opponent	Rank	Site	Result
N 16	Army West Point	3	-	A W 78 45
N 20	Davidson	3	-	H W 100 65
N 24	Chaminade	3	-	N1 W 106 70
N 25	Missouri	3	-	N1 W 82 59
N 26	Arizona	3	1	N1 W 95 87
D 1	South Carolina State	1	-	H W 98 40
D 3	UNC Greensboro	1	-	H W 93 37
D 6	Virginia	1	-	H W 103 59
D 10	Villanova	1	-	H W 94 66
D 13	Michigan	1	-	A L 73 81
D 21	Mercer	3	-	H W 126 64
D 30	Portland State	3	-	H W 89 39
J 3	Maryland	3	20	A W 104 72
J 7	NC State	2	-	H W 64 50
J 10	Florida State	2	13	A W 75 63
J 14	Wake Forest	2	-	A W 88 52
J 17	Clemson	2	-	H W 81 80
J 20	North Carolina A&T	1	-	N2 W 101 66
J 24	Virginia	1	-	A W 72 65
J 29	Maryland	1	23	H W 86 59
F 1	Georgia Tech	1	-	H W 90 69
F 5	North Carolina	1	2	A L 73 97
F 8	NC State	1	-	A W 65 49
F 10	Florida State	2	-	H W 86 72
F 14	Wake Forest	2	-	H W 78 47
F 18	Clemson	2	-	A W 70 66
F 22	UCLA	2	12	H W 120 84

# 2020-21 DUKE MEN'S BASKETBALL

F 25	Georgia Tech	1	-	A	W	76	53
F 28	North Carolina	1	3	H	W	77	75
M 5	Virginia	1	-	N3	W	63	41
M 7	Clemson	1	-	N3	W	66	64
M 8	North Carolina	1	4	N3	L	68	83
M 13	Radford	3	-	N4	W	99	63
M 15	Oklahoma State	3	-	N4	W	79	73
M 20	Syracuse	3	21	N5	W	80	67
M 22	Kentucky	3	5	N5	L	84	86

N1 - Maui Invitational, Lahaina Civic Center, Lahaina, Hawaii

N2 - Greensboro Coliseum, Greensboro, N.C.

N3 - ACC Tournament, Greensboro Coliseum, Greensboro, N.C.

N4 - NCAA Tournament, Rupp Arena, Lexington, Ky.

N5 - NCAA Tournament, Tropicana Field, St. Petersburg, Fla.

## 1998-99

Record: 37-2

ACC: 16-0 (1st)

Head Coach: Mike Krzyzewski

► ACC Champions

► NCAA Final Four

Date	Opponent	Rank	Site	Result
N 14	Fairfield	1	-	H W 98 66
N 17	Davidson	1	-	N1 W 94 61
N 21	South Carolina State	1	-	H W 120 56
N 26	Notre Dame	1	-	N2 W 111 82
N 27	Fresno State	1	-	N2 W 93 82
N 28	Cincinnati	1	15	N2 L 75 77
D 2	Michigan State	4	9	N3 W 73 67
D 5	NC State	4	-	H W 89 69
D 9	Florida	3	-	H W 116 86
D 12	Michigan	3	-	H W 108 64
D 20	North Carolina A&T	2	-	H W 88 53
D 22	Kentucky	2	3	N4 W 71 60
D 30	UNC Greensboro	2	-	H W 104 58
J 3	Maryland	2	4	A W 82 64
J 6	Georgia Tech	2	-	H W 99 58
J 10	Virginia	2	-	H W 115 69
J 13	Wake Forest	2	-	A W 82 72
J 16	Florida State	2	-	H W 98 73
J 20	Clemson	2	-	A W 82 60
J 24	St. John's	2	8	A1 W 92 88
J 27	North Carolina	2	10	H W 89 77
J 30	NC State	2	-	A W 80 61
F 3	Maryland	2	7	H W 95 77
F 6	Georgia Tech	2	-	A W 87 79
F 11	Virginia	1	-	A W 100 54
F 13	Wake Forest	1	-	H W 102 71
F 17	Florida State	1	-	A W 85 59
F 20	Clemson	1	-	H W 92 65
F 24	DePaul	1	-	A W 96 64
F 27	North Carolina	1	14	A W 81 61
M 4	Virginia	1	-	N5 W 104 67
M 6	NC State	1	-	N5 W 83 68
M 7	North Carolina	1	15	N5 W 96 73
M 12	Florida A&M	1	-	N6 W 99 58
M 14	Tulsa	1	-	N6 W 97 56
M 19	Missouri State	1	-	N7 W 86 61
M 21	Temple	1	-	N7 W 85 64
M 27	Michigan State	1	2	N8 W 68 62
M 29	Connecticut	1	3	N8 L 74 77

N1 - Charlotte Coliseum, Charlotte, N.C.

N2 - Great Alaska Shootout, Sullivan Arena, Anchorage, Alaska

N3 - Great Eight, United Center, Chicago, Ill.

N4 - Jimmy V Classic, Continental Airlines Arena, East Rutherford, N.J.

A1 - Madison Square Garden, New York, N.Y.

N5 - ACC Tournament, Charlotte Coliseum, Charlotte, N.C.

N6 - NCAA Tournament, Charlotte Coliseum, Charlotte, N.C.

N7 - NCAA Tournament, Continental Airlines Arena, East Rutherford, N.J.

N8 - NCAA Final Four, Tropicana Field, St. Petersburg, Fla.



2020-21 DUKE MEN’S BASKETBALL

MEDIA GUIDE

1999-00
Record: 29-5
Head Coach: Mike Krzyzewski
ACC: 15-1 (1st)
Table with 6 columns: Date, Opponent, Rank, Site, Result, and scores.

N1 - Coaches vs. Cancer Classic, Madison Sq. Garden, New York, N.Y.
N2 - Wooden Classic, Arrowhead Pond, Anaheim, Calif.
N3 - ACC/Big 10 Challenge, United Center, Chicago, Ill.
N4 - ACC Tournament, Charlotte Coliseum, Charlotte, N.C.
N5 - NCAA Tournament, LJV Coliseum, Winston-Salem, N.C.
N6 - NCAA Tournament, Carrier Dome, Syracuse, N.Y.

2000-01
Record: 35-4
Head Coach: Mike Krzyzewski
ACC: 13-3 (T1st)
Table with 6 columns: Date, Opponent, Rank, Site, Result, and scores.

Table with 6 columns: Rank, Site, Result, and scores for various opponents.

2001-02
Record: 31-4
Head Coach: Mike Krzyzewski
ACC: 13-3 (2nd)
Table with 6 columns: Date, Opponent, Rank, Site, Result, and scores.

Table with 6 columns: Date, Opponent, Rank, Site, Result, and scores for various opponents.

N1 - Maui Invitational, Lahaina Civic Center, Lahaina, Maui
N2 - ACC/Big Ten Challenge, United Center, Chicago, Ill.
N3 - Jimmy V. Classic, Continental Airlines Arena, East Rutherford, N.J.
N4 - Charlotte Coliseum, Charlotte, N.C.
N5 - ACC Tournament, Charlotte Coliseum, Charlotte, N.C.
N6 - NCAA Tournament, BI-LO Center, Greenville, S.C.
N7 - NCAA Tournament, Rupp Arena, Lexington, Ky.

2002-03
Record: 26-7
Head Coach: Mike Krzyzewski
ACC: 11-5 (T2nd)
Table with 6 columns: Date, Opponent, Rank, Site, Result, and scores.

Table with 6 columns: Date, Opponent, Rank, Site, Result, and scores for various opponents.

Table with 6 columns: Rank, Site, Result, and scores for various opponents.

N1 - Wooden Tradition, Consecro Fieldhouse, Indianapolis, Ind.
N2 - ACC/Big Ten Challenge, Greensboro Col., Greensboro, N.C.
N3 - Greensboro Coliseum, Greensboro, N.C.
A1 - Madison Square Garden, New York, N.Y.
N4 - ACC Tournament, Greensboro Coliseum, Greensboro, N.C.
N5 - NCAA Tournament, Huntsman Center, Salt Lake City, Utah
N6 - NCAA Tournament, Arrowhead Pond, Anaheim, Calif.

2003-04
Record: 31-6
Head Coach: Mike Krzyzewski
ACC: 13-3 (1st)
Table with 6 columns: Date, Opponent, Rank, Site, Result, and scores.

Table with 6 columns: Date, Opponent, Rank, Site, Result, and scores for various opponents.

N1 - Great Alaska Shootout, Sullivan Arena, Anchorage, Alaska
A1 - ACC/Big Ten Challenge
N2 - Dreyfus Classic, Madison Square Garden, New York, N.Y.
N3 - ACC Tournament, Greensboro Coliseum, Greensboro, N.C.
N4 - NCAA Tournament, RBC Center, Raleigh, N.C.
N5 - NCAA Tournament, Georgia Dome, Atlanta, Ga.
N6 - NCAA Final Four, Alamodome, San Antonio, Texas

2004-05
Record: 27-6
Head Coach: Mike Krzyzewski
ACC: 11-5 (3rd)
Table with 6 columns: Date, Opponent, Rank, Site, Result, and scores.

Table with 6 columns: Date, Opponent, Rank, Site, Result, and scores for various opponents.

# MEDIA GUIDE

J 19	Miami	4	-	A	W	92	83	
J 22	Florida State	4	-	A	W	88	56	
J 26	Maryland	2	-	H	L	66	75	
J 30	Virginia Tech	2	-	H	W	100	65	
F 2	Wake Forest	4	7	A	L	89	92	
F 5	Georgia Tech	4	25	H	W	82	65	
F 9	North Carolina	7	2	H	W	71	70	
F 12	Maryland	10T	7	-	A	L	92	99
F 17	Virginia Tech	7	-	A	L	65	67	
F 20	Wake Forest	7	5	H	W	102	92	
F 23	Georgia Tech	7	-	A	W	60	56	
F 26	St. John's	7	-	A1	W	58	47	
M 3	Miami	6	-	H	W	83	59	
M 6	North Carolina	6	2	A	L	73	75	
M 11	Virginia	5	-	N4	W	76	64	
M 12	NC State	5	-	N4	W	76	69	
M 13	Georgia Tech	5	-	N4	W	69	64	
M 18	Delaware State	3	-	N5	W	57	46	
M 20	Mississippi State	3	-	N5	W	63	55	
M 25	Michigan State	3	15	N6	L	68	78	

N1 - Charlotte Coliseum, Charlotte, N.C.

H1 - ACC/Big Ten Challenge

N2 - United Center, Chicago, Ill.

N3 - Dreyfus Classic, Madison Square Garden, New York, N.Y.

A1 - Madison Square Garden, New York, N.Y.

N4 - ACC Tournament, MCI Center, Washington, D.C.

N5 - NCAA Tournament, Charlotte Coliseum, Charlotte, N.C.

N6 - NCAA Tournament, Erwin Center, Austin, Texas

## 2005-06

Record: 32-4

ACC: 14-2 (1st)

Head Coach: Mike Krzyzewski

- ACC Champions
- NCAA Sweet 16

Date	Opponent	Rank	Site	Result
N 14	Boston	1	-	H1 W 64 47
N 16	Seton Hall	1	-	H1 W 93 40
N 19	Davidson	1	-	H W 84 55
N 23	Drexel	1	-	N1 W 78 68
N 25	Memphis	1	11	N1 W 70 67
N 30	Indiana	1	17	A1 W 75 67
D 4	Virginia Tech	1	-	H W 77 75
D 7	Pennsylvania	1	-	H W 72 59
D 10	Texas	1	2	N2 W 97 66
D 18	Valparaiso	1	-	H W 104 77
D 21	St. John's	1	-	H W 70 57
D 31	UNC Greensboro	1	-	N3 W 102 69
J 2	Bucknell	1	-	H W 84 50
J 8	Wake Forest	1	23	A W 82 64
J 11	Maryland	1	23	H W 76 52
J 14	Clemson	1	-	A W 87 77
J 18	NC State	1	14	H W 81 68
J 21	Georgetown	1	-	A L 84 87
J 26	Virginia Tech	2	-	A W 80 67
J 28	Virginia	2	-	H W 82 63
F 1	Boston College	2	15	A W 83 81
F 4	Florida State	10T	2	- H W 97 96
F 7	North Carolina	2	23	A W 87 83
F 11	Maryland	2	-	A W 96 88
F 14	Wake Forest	2	-	H W 93 70
F 19	Miami	2	-	H W 92 71
F 22	Georgia Tech	1	-	A W 73 66
F 25	Temple	1	-	A W 74 66
M 1	Florida State	1	-	A L 74 79
M 4	North Carolina	1	13	H L 76 83
M 10	Miami	3	-	N4 W 80 76
M 11	Wake Forest	3	-	N4 W 78 66
M 12	Boston College	3	11	N4 W 78 76
M 16	Southern	1	-	N5 W 70 54
M 18	George Washington	1	14	N5 W 74 61
M 23	Louisiana State	1	18	N6 L 54 62

H1 - NIT Season Tip-Off

N1 - NIT Season Tip-Off, Madison Square Garden, New York, N.Y.

A1 - ACC/Big Ten Challenge

N2 - Continental Airlines Arena, East Rutherford, N.J.

N3 - Greensboro Coliseum, Greensboro, N.C.

N4 - ACC Tournament, Greensboro Coliseum, Greensboro, N.C.

N5 - NCAA Tournament, Greensboro Coliseum, Greensboro, N.C.

N6 - NCAA Tournament, Georgia Dome, Atlanta, Ga.

## 2006-07

Record: 22-11

ACC: 8-8 (T6th)

Head Coach: Mike Krzyzewski

Date	Opponent	Rank	Site	Result	
N 12	Columbia	12	-	H1 W 86 43	
N 13	Georgia Southern	11	-	H1 W 72 48	
N 16	UNC Greensboro	11	-	H W 75 48	
N 20	Air Force	9	-	N1 W 71 56	
N 21	Marquette	9	13	N1 L 62 73	
N 25	Davidson	11	-	H W 75 47	
N 28	Indiana	11	-	H2 W 54 51	
D 2	Georgetown	11	18	H W 61 52	
D 6	Holy Cross	7	-	H W 57 45	
D 9	George Mason	7	-	H W 69 53	
D 19	Kent State	6	-	H W 79 72	
D 21	Gonzaga	6	22	N2 W 61 54	
D 31	San Jose State	5	-	H W 70 51	
J 2	Temple	5	-	H W 73 55	
J 6	Virginia Tech	10T	5	-	H L 67 69
J 10	Georgia Tech	11	-	A L 63 74	
J 14	Miami	11	-	A W 85 63	
J 18	Wake Forest	14	-	H W 62 40	
J 20	NC State	14	-	A W 79 56	
J 25	Clemson	10	19	H W 68 66	
J 28	Boston College	10	-	H W 75 61	
F 1	Virginia	10T	8	-	A L 66 68
F 4	Florida State	8	-	H L 67 68	
F 7	North Carolina	16	5	H L 73 79	
F 11	Maryland	16	-	A L 60 72	
F 14	Boston College	-	21	A W 78 70	
F 18	Georgia Tech	-	-	H W 71 62	
F 22	Clemson	18	-	A W 71 66	
F 25	St. John's	18	-	A1 W 67 50	
F 28	Maryland	14	24	H L 77 85	
M 4	North Carolina	14	8	A L 72 86	
M 8	NC State	10T	21	-	N3 L 80 85
M 15	VCU	-	-	N4 L 77 79	

H1 - CBE Classic

N1 - CBE Classic, Municipal Auditorium, Kansas City, Mo.

H2 - ACC/Big Ten Challenge

N2 - Madison Square Garden, New York, N.Y.

A1 - Madison Square Garden, New York, N.Y.

N3 - ACC Tournament, St. Petersburg Times Forum, Tampa, Fla.

N4 - NCAA Tournament, HSBC Arena, Buffalo, N.Y.

## 2007-08

Record: 28-6

ACC: 13-3 (2nd)

Head Coach: Mike Krzyzewski

Date	Opponent	Rank	Site	Result
N 9	North Carolina Central	13 -	H	W 121 56
N 12	New Mexico State	13 -	H	W 86 61
N 19	Princeton	13 -	N1	W 83 61
N 20	Illinois	13 -	N1	W 79 66
N 21	Marquette	13 11	N1	W 77 73
N 25	Eastern Kentucky	13 -	H	W 78 43
N 27	Wisconsin	7 20	H1	W 82 58
D 1	Davidson	7 -	A	W 79 73
D 8	Michigan	6 -	H	W 95 67
D 17	Albany	6 -	H	W 111 70
D 20	Pittsburgh	10T 6 11	N2	L 64 65
J 6	Cornell	9 -	H	W 81 67
J 9	Temple	9 -	A	W 74 64
J 13	Virginia	9 -	H	W 87 65
J 16	Florida State	7 -	A	W 70 57
J 19	Clemson	7 24	H	W 93 80
J 24	Virginia Tech	4 -	A	W 81 64
J 27	Maryland	4 -	A	W 93 84
J 31	NC State	3 -	H	W 92 72
F 2	Miami	3 -	H	W 88 73
F 6	North Carolina	2 3	A	W 89 78
F 9	Boston College	2 -	H	W 90 80
F 13	Maryland	2 -	H	W 77 65
F 17	Wake Forest	2 -	A	L 73 86
F 20	Miami	5 -	A	L 95 96
F 23	St. John's	5 -	H	W 86 56
F 27	Georgia Tech	7 -	H	W 71 58
M 1	NC State	7 -	A	W 87 86
M 5	Virginia	6 -	A	W 86 70
M 8	North Carolina	6 1	H	L 68 76
M 14	Georgia Tech	7 -	N3	W 82 70
M 15	Clemson	7 -	N3	L 74 78
M 20	Belmont	9 -	N4	W 71 70
M 22	West Virginia	9 -	N4	L 67 73

N1 - Maui Invitational, Lahaina Civic Center, Lahaina, Hawaii

H1 - ACC/Big Ten Challenge

N2 - Madison Square Garden, New York, N.Y.

N3 - ACC Tournament, Charlotte Bobcats Arena, Charlotte, N.C.

N4 - NCAA Tournament, Verizon Center, Washington, D.C.

# 2020-21 DUKE MEN'S BASKETBALL

## 2008-09

Record: 30-7

ACC: 11-5 (T2nd)

Head Coach: Mike Krzyzewski

- ACC Champions
- NCAA Sweet 16

Date	Opponent	Rank		Site	Result	
N 10	Presbyterian	8	-	H1	W 80 49	
N 11	Georgia Southern	8	-	H1	W 97 54	
N 16	Rhode Island	8	-	H	W 82 79	
N 20	Southern Illinois	10	-	N1	W 83 58	
N 21	Michigan	10	-	N1	W 71 56	
N 23	Montana	10	-	H	W 78 58	
N 28	Duquesne	7	-	H	W 95 72	
D 2	Purdue	4	9	A1	W 76 60	
D 6	Michigan	4	-	A	L 73 81	
D 17	UNC Asheville	6	-	H	W 99 56	
D 20	Xavier	6	7	N2	W 82 64	
D 31	Loyola, Md.	5	-	H	W 92 51	
J 4	Virginia Tech	5	-	H	W 69 44	
J 7	Davidson	2	-	H	W 79 67	
J 10	Florida State	2	-	A	W 66 58	
J 14	Georgia Tech	3	-	A	W 70 56	
J 17	Georgetown	3	13	H	W 76 67	
J 20	NC State	2	-	H	W 73 56	
J 24	Maryland	2	-	H	W 85 44	
J 28	Wake Forest	1	6	A	L 68 70	
F 1	Virginia	1	-	H	W 79 54	
F 4	Clemson	4	10	A	L 47 74	
F 7	Miami	10T	4	-	H	W 78 75
F 11	North Carolina	6	3	H	L 87 101	
F 15	Boston College	6	-	A	L 74 80	
F 19	St. John's	9	-	A2	W 76 69	
F 22	Wake Forest	9	8	H	W 101 91	
F 25	Maryland	7	-	A	W 78 67	
F 28	Virginia Tech	7	-	A	W 72 65	
M 3	Florida State	7	24	H	W 84 81	
M 8	North Carolina	7	2	A	L 71 79	
M 13	Boston College	9	-	N3	W 66 65	
M 14	Maryland	9	-	N3	W 67 61	
M 15	Florida State	9	-	N3	W 79 69	
M 19	Binghamton	6	-	N4	W 86 62	
M 21	Texas	6	-	N4	W 74 69	
M 26	Villanova	6	11	N5	L 54 77	

H1 - ZK Sports Classic

N1 - ZK Sports Classic, Madison Square Garden, New York, N.Y.

A1 - ACC/Big Ten Challenge

N2 - Izod Center, East Rutherford, N.J.

A2 - Madison Square Garden, New York, N.Y.

N3 - ACC Tournament, Georgia Dome, Atlanta, Ga.

N4 - NCAA Tournament, Greensboro Coliseum, Greensboro, N.C.

N5 - NCAA Tournament, TD Banknorth Garden, Boston, Mass.

## 2009-10

Record: 35-5

ACC: 13-3 (T1st)

Head Coach: Mike Krzyzewski

- ACC Champions
- NCAA Champions

Date	Opponent	Rank	Site	Result
N 13	UNC Greensboro	9	- H	W 96 62
N 16	Coastal Carolina	9	- H1	W 74 49
N 17	Charlotte	9	- H1	W 101 59
N 21	Radford	9	- H	W 104 67
N 25	Arizona State	7	- N1	W 64 53
N 27	Connecticut	7 13	N1	W 68 59
D 2	Wisconsin	6	- A1	L 69 73
D 5	St. John's	6	- H	W 80 71
D 15	Gardner-Webb	7	- H	W 113 68
D 19	Gonzaga	7 15	N2	W 76 41
D 29	Long Beach State	7	- H	W 84 63
D 31	Pennsylvania	7	- H	W 114 55
J 3	Clemson	7 21	H	W 74 53
J 6	Iowa State	5	- N3	W 86 65
J 9	Georgia Tech	5 20	A	L 67 71
J 13	Boston College	8	- H	W 79 59
J 17	Wake Forest	8	- H	W 90 70
J 20	NC State	7	- A	L 74 88
J 23	Clemson	7 17	A	W 60 47
J 27	Florida State	8	- H	W 70 56
J 30	Georgetown	8 7	A	L 77 89
F 4	Georgia Tech	10 21	H	W 86 67
F 6	Boston College	10	- A	W 66 63
F 10	North Carolina	8	- A	W 64 54
F 13	Maryland	8	- H	W 77 56
F 17	Miami	6	- A	W 81 74
F 21	Virginia Tech	6	- H	W 67 55
F 25	Tulsa	5	- H	W 70 52
F 28	Virginia	5	- A	W 67 49
M 3	Maryland	4 22	A	L 72 59
M 6	North Carolina	4	- H	W 82 70

2020-21 DUKE MEN'S BASKETBALL

M 12	Virginia	4	-	N4	W	57	46
M 13	Miami	4	-	N4	W	77	74
M 14	Georgia Tech	4	-	N4	W	65	61
M 19	Arkansas-Pine Bluff	3	-	N5	W	73	44
M 21	California	3	-	N5	W	68	53
M 26	Purdue	3	10	N6	W	70	57
M 28	Baylor	3	19	N6	W	78	71
A 3	West Virginia	3	6	N7	W	78	57
A 5	Butler	3	11	N7	W	61	59

H1 - NIT Season Tip-Off

N1 - NIT Season Tip-Off, Madison Square Garden, New York, N.Y.

A1 - ACC/Big Ten Challenge

N2 - Madison Square Garden, New York, N.Y.

N3 - United Center, Chicago, Ill.

N4 - ACC Tournament, Greensboro Coliseum, Greensboro, N.C.

N5 - NCAA Tournament, Veterans Memorial Arena, Jacksonville, Fla.

N6 - NCAA Tournament, Reliant Stadium, Houston, Texas

N7 - NCAA Final Four, Lucas Oil Stadium, Indianapolis, Ind.

2010-11

Record: 32-5 ACC: 13-3 (2nd)

Head Coach: Mike Krzyzewski

► ACC Champions

► NCAA Sweet 16

Date	Opponent	Rank	Site	Result
N 14	Princeton	1	-	H1 W 97 60
N 16	Miami, Ohio	1	-	H1 W 79 45
N 19	Colgate	1	-	H W 110 58
N 22	Marquette	1	-	N1 W 82 77
N 23	Kansas State	1	4	N1 W 82 68
N 27	Oregon	1	-	N2 W 98 71
D 1	Michigan State	1	6	H2 W 84 79
D 4	Butler	1	-	N3 W 82 70
D 8	Bradley	1	-	H W 83 48
D 11	Saint Louis	1	-	H W 84 47
D 20	Elon	1	-	H W 98 72
D 29	UNC Greensboro	1	-	A1 W 108 62
J 2	Miami	1	-	H W 74 63
J 5	Alabama-Birmingham	1	-	H W 85 64
J 9	Maryland	1	-	H W 71 64
J 12	Florida State	1	-	A L 61 66
J 15	Virginia	1	-	H W 76 60
J 19	NC State	4	-	A W 92 78
J 22	Wake Forest	4	-	A W 83 59
J 27	Boston College	3	-	H W 84 68
J 30	St. John's	3	-	A2 L 78 93
F 2	Maryland	5	-	A W 80 62
F 5	NC State	5	-	H W 76 52
F 9	North Carolina	5	20	H W 79 73
F 13	Miami	5	-	A W 81 71
F 16	Virginia	5	-	A W 56 41
F 20	Georgia Tech	5	-	H W 79 57
F 23	Temple	1	24	H W 78 61
F 26	Virginia Tech	1	-	A L 60 64
M 2	Clemson	4	-	H W 70 59
M 5	North Carolina	4	13	A L 67 81
M 11	Maryland	5	-	N4 W 87 71
M 12	Virginia Tech	5	-	N4 W 77 63
M 13	North Carolina	5	6	N4 W 75 58
M 18	Hampton	3	-	N5 W 87 45
M 20	Michigan	3	-	N5 W 73 71
M 24	Arizona	3	17	N6 L 77 93

H1 - CBE Classic

N1 - CBE Classic, Kemper Arena, Kansas City, K.C.

N2 - Rose Garden, Portland, Ore.

H2 - ACC/Big Ten Challenge

N3 - Izod Center, East Rutherford, N.J.

A1 - Greensboro Coliseum, Greensboro, N.C.

A2 - Madison Square Garden, New York, N.Y.

N4 - ACC Tournament, Greensboro Coliseum, Greensboro, N.C.

N5 - NCAA Tournament, Time Warner Cable Arena, Charlotte, N.C.

N6 - NCAA Tournament, Honda Center, Anaheim, Calif.

2011-12

Record: 27-7 ACC: 13-3 (2nd)

Head Coach: Mike Krzyzewski

Date	Opponent	Rank	Site	Result
N 11	Belmont	6	-	H1 W 77 76
N 12	Presbyterian	6	-	H W 96 55
N 15	Michigan State	6	-	N1 W 74 69
N 18	Davidson	6	-	H W 82 69
N 21	Tennessee	6	-	N2 W 77 67
N 22	Michigan	6	15	N2 W 82 75
N 23	Kansas	6	14	N2 W 68 61
N 29	Ohio State	3	2	A1 L 63 85
D 7	Colorado State	7	-	H W 87 64
D 10	Washington	7	-	N3 W 86 80
D 19	UNC Greensboro	7	-	H W 90 63
D 30	Western Michigan	7	-	H W 110 70

J 1	Pennsylvania	7	-	H	W	85	55
J 4	Temple	5	-	A2	L	73	78
J 7	Georgia Tech	5	-	A3	W	81	74
J 12	Virginia	8	16	H	W	61	58
J 15	Clemson	8	-	A	W	73	66
J 19	Wake Forest	4	-	H	W	91	73
J 21	Florida State	4	-	H	L	73	76
J 25	Maryland	8	-	A	W	74	61
J 28	St. John's	8	-	H	W	83	76
F 2	Virginia Tech	7	-	A	W	75	60
F 5	Miami	10T	7	-	H	L	74
F 8	North Carolina	10	5	A	W	85	84
F 11	Maryland	10	-	H	W	73	55
F 16	NC State	5	-	H	W	78	73
F 19	Boston College	5	-	A	W	75	50
F 23	Florida State	5	15	A	W	74	66
F 25	Virginia Tech	10T	5	-	H	W	70
F 28	Wake Forest	4	-	A	W	79	71
M 3	North Carolina	4	6	H	L	70	88
M 9	Virginia Tech	6	-	N4	W	60	56
M 10	Florida State	6	17	N4	L	59	62
M 16	Lehigh	8	-	N5	L	70	75

H1 - Maui Invitational

N1 - Champions Classic, Madison Square Garden, New York, N.Y.

N2 - Maui Invitational, Lahaina Civic Center, Lahaina, Hawaii

A1 - ACC/Big Ten Challenge

N3 - Madison Square Garden, New York, N.Y.

A2 - Wells Fargo Center, Philadelphia, Pa.

A3 - Philips Arena, Atlanta, Ga.

N4 - ACC Tournament, Philips Arena, Atlanta, Ga.

N5 - NCAA Tournament, Greensboro Coliseum, Greensboro, N.C.

2012-13

Record: 30-6 ACC: 14-4 (2nd)

Head Coach: Mike Krzyzewski

► NCAA Elite Eight

Date	Opponent	Rank	Site	Result
N 9	Georgia State	8	-	H W 74 55
N 13	Kentucky	9	3	N1 W 75 68
N 18	Florida Gulf Coast	9	-	H1 W 88 67
N 22	Minnesota	5	-	N2 W 89 71
N 23	VCU	5	-	N2 W 67 58
N 24	Louisville	5	2	N2 W 76 71
N 28	Ohio State	2	4	H2 W 73 68
D 1	Delaware	2	-	H W 88 50
D 8	Temple	2	-	N3 W 90 67
D 19	Cornell	1	-	H W 88 47
D 20	Elon	1	-	H W 76 54
D 29	Santa Clara	1	-	H W 90 77
J 2	Davidson	1	-	A1 W 67 50
J 5	Wake Forest	1	-	H W 80 62
J 8	Clemson	1	-	H W 68 40
J 12	NC State	1	20	A L 76 84
J 17	Georgia Tech	3	-	H W 73 57
J 23	Miami	1	25	A L 63 90
J 26	Maryland	1	-	H W 84 64
J 30	Wake Forest	5	-	A W 75 70
F 2	Florida State	5	-	A W 79 60
F 7	NC State	4	-	H W 98 85
F 10	Boston College	4	-	A W 62 61
F 13	North Carolina	2	-	H W 73 68
F 16	Maryland	2	-	A L 81 83
F 21	Virginia Tech	6	-	A W 88 56
F 24	Boston College	6	-	H W 89 68
F 28	Virginia	3	-	A L 68 73
M 2	Miami	3	5	H W 79 76
M 5	Virginia Tech	3	-	H W 85 57
M 9	North Carolina	3	-	A W 69 53
M 15	Maryland	2	-	N4 L 74 83
M 22	Albany	6	-	N5 W 73 61
M 24	Creighton	6	22	N5 W 66 50
M 29	Michigan State	6	9	N6 W 71 61
M 31	Louisville	6	2	N6 L 63 85

N1 - Champions Classic, Georgia Dome, Atlanta, Ga.

H1 - Battle 4 Atlantis

N2 - Battle 4 Atlantis, Imperial Arena, Nassau, Bahamas

H2 - ACC/Big Ten Challenge

N3 - Izod Center, East Rutherford, N.J.

A1 - Time Warner Cable Arena, Charlotte, N.C.

N4 - ACC Tournament, Greensboro Coliseum, Greensboro, N.C.

N5 - NCAA Tournament, Wells Fargo Center, Philadelphia, Pa.

N6 - NCAA Tournament, Lucas Oil Stadium, Indianapolis, Ind.

MEDIA GUIDE

2013-14

Record: 26-9 ACC: 13-5 (3rd)

Head Coach: Mike Krzyzewski

Date	Opponent	Rank	Site	Result
N 8	Davidson	4	-	H W 111 77
N 12	Kansas	4	5	N1 L 83 94
N 15	Florida Atlantic	4	-	H W 97 64
N 18	UNC Asheville	6	-	H1 W 91 55
N 19	East Carolina	6	-	H1 W 83 74
N 24	Vermont	6	-	H W 91 90
N 27	Alabama	6	-	N2 W 74 64
N 29	Arizona	6	4	N2 L 66 72
D 3	Michigan	10	22	H2 W 79 69
D 16	Gardner-Webb	8	-	H W 85 66
D 19	UCLA	8	-	N3 W 80 63
D 28	Eastern Michigan	9	-	H W 82 59
D 31	Elon	7	-	N4 W 86 48
J 4	Notre Dame	7	-	A L 77 79
J 7	Georgia Tech	16	-	H W 79 57
J 11	Clemson	16	-	A L 59 72
J 13	Virginia	23	-	H W 69 65
J 18	NC State	23	-	H W 95 60
J 22	Miami	18	-	A W 67 46
J 25	Florida State	18	-	H W 78 56
J 27	Pittsburgh	17	18	A W 80 65
F 1	Syracuse	10T	17	2 A L 89 91
F 4	Wake Forest	11	-	H W 83 63
F 8	Boston College	11	-	A W 89 68
F 15	Maryland	8	-	H W 69 67
F 18	Georgia Tech	5	-	A W 68 51
F 20	North Carolina	5	-	A L 66 74
F 22	Syracuse	5	1	H W 66 60
F 25	Virginia Tech	6	-	H W 66 48
M 5	Wake Forest	4	-	A L 72 82
M 8	North Carolina	4	14	H W 93 81
M 14	Clemson	7	-	N5 W 63 62
M 15	NC State	7	-	N5 W 75 67
M 16	Virginia	7	6	N5 L 63 72
M 21	Mercer	8	-	N6 L 71 78

N1 - Champions Classic, United Center, Chicago, Ill.

H1 - NIT Season Tip-Off

N2 - NIT Season Tip-Off, Madison Square Garden, New York, N.Y.

H2 - ACC/Big Ten Challenge

N3 - Carquest Auto Parts Classic, Madison Square Garden, New York, N.Y.

N4 - Greensboro Coliseum, Greensboro, N.C.

N5 - ACC Tournament, Greensboro Coliseum, Greensboro, N.C.

N6 - NCAA Tournament, PNC Arena, Raleigh, N.C.

2014-15

Record: 35-4 ACC: 15-3 (2nd)

Head Coach: Mike Krzyzewski

► NCAA Champions

Date	Opponent	Rank	Site	Result	
N 14	Presbyterian	4	-	H1 W 113 44	
N 15	Fairfield	4	-	H1 W 109 59	
N 18	Michigan State	4	19	N1 W 81 71	
N 21	Temple	4	-	N2 W 74 54	
N 22	Stanford	4	-	N2 W 70 59	
N 26	Furman	4	-	H W 93 54	
N 30	Army West Point	4	-	H W 93 73	
D 3	Wisconsin	4	2	A1 W 80 70	
D 15	Elon	2	-	H W 75 62	
D 18	Connecticut	2	-	N3 W 66 56	
D 29	Toledo	2	-	H W 86 69	
D 31	Wofford	2	-	H W 84 55	
J 3	Boston College	2	-	H W 85 62	
J 7	Wake Forest	2	-	A W 73 65	
J 11	NC State	2	-	A L 75 87	
J 13	Miami	4	-	H L 74 90	
J 17	Louisville	4	6	A W 63 52	
J 19	Pittsburgh	5	-	H W 79 65	
J 25	St. John's	5	-	A2 W 77 68	
J 28	Notre Dame	4	8	A L 73 77	
J 31	Virginia	4	2	A W 69 63	
F 4	Georgia Tech	4	-	H W 72 66	
F 7	Notre Dame	4	10	H W 90 60	
F 9	Florida State	4	-	A W 73 70	
F 14	Syracuse	4	-	A W 80 72	
F 18	North Carolina	10T	4	15 H W 92 90	
F 21	Clemson	4	-	H W 78 56	
F 25	Virginia Tech	10T	4	-	A W 91 86
F 28	Syracuse	4	-	H W 73 54	
M 4	Wake Forest	3	-	H W 94 51	
M 7	North Carolina	3	19	A W 84 77	
M 12	NC State	2	-	N4 W 77 53	
M 13	Notre Dame	2	11	N4 L 64 74	
M 20	Robert Morris	4	-	N5 W 85 56	
M 22	San Diego State	4	-	N5 W 68 49	
M 27	Utah	4	19	N6 W 63 57	



MEDIA GUIDE

M 29	Gonzaga	4	7	N6	W	66	52
A 4	Michigan State	4	23	N7	W	81	61
A 6	Wisconsin	4	3	N7	W	68	63

*H1 - Coaches vs. Cancer Classic*  
*N1 - Champions Classic, Bankers Life Fieldhouse, Indianapolis, Ind.*  
*N2 - Coaches vs. Cancer Classic, Barclays Center, Brooklyn, N.Y.*  
*A1 - ACC/Big Ten Challenge*  
*N3 - Izod Center, East Rutherford, N.J.*  
*A2 - Madison Square Garden, New York, N.Y.*  
*N4 - ACC Tournament, Greensboro Coliseum, Greensboro, N.C.*  
*N5 - NCAA Tournament, Time Warner Cable Arena, Charlotte, N.C.*  
*N6 - NCAA Tournament, NRG Stadium, Houston, Texas*  
*N7 - NCAA Final Four, Lucas Oil Stadium, Indianapolis, Ind.*

2015-16

Record: 25-11 ACC: 11-7 (T5th)

Head Coach: Mike Krzyzewski

► NCAA Sweet 16

Date	Opponent	Rank	Site	Result
N 13	Siena	5 -	H1	W 92 74
N 14	Bryant	5 -	H	W 113 75
N 17	Kentucky	5 2	N1	L 63 74
N 20	VCU	5 -	N2	W 79 71
N 22	Georgetown	5 -	N2	W 86 84
N 25	Yale	6 -	H	W 80 61
N 29	Utah State	6 -	H	W 85 52
D 2	Indiana	7 -	H2	W 94 74
D 5	Buffalo	7 -	H	W 82 59
D 15	Georgia Southern	7 -	H	W 99 65
D 19	Utah	10T 7 -	N3	L 75 77
D 28	Elon	15 -	H	W 105 66
D 30	Long Beach State	15 -	H	W 103 81
J 2	Boston College	15 -	A	W 81 64
J 6	Wake Forest	14 -	A	W 91 75
J 9	Virginia Tech	14 -	H	W 82 58
J 13	Clemson	9 -	A1	L 63 68
J 16	Notre Dame	9 -	H	L 91 95
J 18	Syracuse	20 -	H	L 62 64
J 23	NC State	20 -	A	W 88 78
J 25	Miami	24 15	A	L 69 80
F 2	Georgia Tech	-	A	W 80 71
F 6	NC State	-	H	W 88 80
F 8	Louisville	- 13	H	W 72 65
F 13	Virginia	- 7	H	W 63 62
F 17	North Carolina	20 5	A	W 74 73
F 20	Louisville	20 18	A	L 64 71
F 25	Florida State	15 -	H	W 80 65
F 28	Pittsburgh	15 -	A	L 62 76
M 1	Wake Forest	17 -	H	W 79 71
M 5	North Carolina	17 8	H	L 72 76
M 9	NC State	19 -	N4	W 92 89
M 10	Notre Dame	10T 19 -	N4	L 79 84
M 17	UNC Wilmington	19 -	N5	W 93 85
M 19	Yale	19 -	N5	W 71 64
M 24	Oregon	19 5	N6	L 68 82

*H1 - 2K Classic*  
*N1 - Champions Classic, United Center, Chicago, Ill.*  
*N2 - 2K Classic, Madison Square Garden, New York, N.Y.*  
*H2 - ACC/Big Ten Challenge*  
*N3 - Ameritas Insurance Classic, Madison Sq. Garden, New York*  
*A1 - Bon Secours Wellness Arena, Greenville, S.C.*  
*N4 - ACC Tournament, Verizon Center, Washington, D.C.*  
*N5 - NCAA Tournament, Dunkin' Donuts Center, Providence, R.I.*  
*N6 - NCAA Tournament, Honda Center, Anaheim, Calif.*

2020-21 DUKE MEN'S BASKETBALL

2016-17

Record: 28-9 ACC: 11-7 (T5th)

Head Coach: Mike Krzyzewski

► ACC Champions

Date	Opponent	Rank	Site	Result
N 11	Marist	1 -	H1	W 94 49
N 12	Grand Canyon	1 -	H1	W 96 61
N 15	Kansas	1 7	N1	L 75 77
N 19	Penn State	1 -	N2	W 78 68
N 20	Rhode Island	1 21	N2	W 75 65
N 23	William & Mary	6 -	H	W 88 67
N 26	Appalachian State	6 -	H	W 93 58
N 29	Michigan State	5 -	H2	W 78 69
D 3	Maine	5 -	H	W 94 55
D 6	Florida	5 21	N3	W 84 74
D 10	UNLV	5 -	N4	W 94 55
D 19	Tennessee State	5 -	H	W 65 55
D 21	Elon	5 -	N5	W 72 61
D 31	Virginia Tech	5 -	A	L 75 89
J 4	Georgia Tech	8 -	H	W 110 57
J 7	Boston College	8 -	H	W 93 82
J 10	Florida State	7 9	A	L 72 88
J 14	Louisville	7 14	A	L 69 78
J 21	Miami	18 -	H	W 70 58
J 23	NC State	17 -	H	L 82 84
J 28	Wake Forest	17 -	A	W 85 83
J 30	Notre Dame	21 20	A	W 84 74
F 4	Pittsburgh	21 -	H	W 72 64
F 9	North Carolina	18 8	H	W 86 78
F 11	Clemson	18 -	H	W 64 62
F 15	Virginia	12 14	A	W 65 55
F 18	Wake Forest	12 -	H	W 99 94
F 22	Syracuse	10 -	A	L 75 78
F 25	Miami	10 -	A	L 50 55
F 28	Florida State	17 15	H	W 75 70
M 4	North Carolina	17 5	A	L 83 90
M 8	Clemson	14 -	N6	W 79 72
M 9	Louisville	14 10	N6	W 81 77
M 10	North Carolina	14 6	N6	W 93 83
M 11	Notre Dame	14 22	N6	W 75 69
M 17	Troy	7 -	N7	W 87 65
M 19	South Carolina	7 -	N7	L 81 88

*H1 - Basketball Hall of Fame Tip-Off*  
*N1 - Champions Classic, Madison Square Garden, New York*  
*N2 - Basketball HOF Tip-Off, Mohegan Sun Arena, Uncasville, Conn.*  
*H2 - ACC/Big Ten Challenge*  
*N3 - Jimmy V Classic, Madison Square Garden, New York, N.Y.*  
*N4 - Neon Hoops Classic, T-Mobile Arena, Las Vegas, Nev.*  
*N5 - Greensboro Coliseum, Greensboro, N.C.*  
*N6 - ACC Tournament, Barclays Center, Brooklyn, N.Y.*  
*N7 - NCAA Tournament, Bon Secours Wellness Arena, Greenville, S.C.*

2017-18

Record: 29-8 ACC: 13-5 (2nd)

Head Coach: Mike Krzyzewski

► NCAA Elite Eight

Date	Opponent	Rank	Site	Result
N 10	Elon	1 -	H	W 97 68
N 11	Utah Valley	1 -	H	W 99 69
N 14	Michigan State	1 2	N1	W 88 81
N 17	Southern	1 -	H	W 78 61
N 20	Furman	1 -	H1	W 92 63
N 23	Portland State	1 -	N2	W 99 81
N 24	Texas	10T 1 -	N3	W 85 78
N 26	Florida	1 7	N3	W 87 84
N 29	Indiana	1 -	A1	W 91 81
D 2	South Dakota	1 -	H	W 96 80
D 5	St. Francis, Pa.	1 -	H	W 124 67
D 9	Boston College	1 -	A	L 84 89
D 20	Evansville	4 -	H	W 104 40
D 30	Florida State	4 24	H	W 100 93
J 6	NC State	2 -	A	L 85 96
J 10	Pittsburgh	7 -	A	W 87 52
J 13	Wake Forest	7 -	H	W 89 71
J 15	Miami	5 25	A	W 83 75
J 20	Pittsburgh	5 -	H	W 81 54
J 23	Wake Forest	4 -	A	W 84 70
J 27	Virginia	4 2	H	L 63 65
J 29	Notre Dame	4 -	H	W 88 66
F 3	St. John's	5 -	A2	L 77 81
F 8	North Carolina	9 21	A	L 78 82
F 11	Georgia Tech	9 -	A	W 80 69
F 14	Virginia Tech	12 -	H	W 74 52
F 18	Clemson	12 11	A	W 66 57
F 21	Louisville	5 -	H	W 82 56
F 24	Syracuse	5 -	H	W 60 44
F 26	Virginia Tech	5 -	A	L 63 64
M 3	North Carolina	5 12	H	W 74 64
M 8	Notre Dame	5 -	N4	W 88 70

M 9	North Carolina	5 12	N4	L 69 74
M 15	Iona	9 -	N5	W 89 67
M 17	Rhode Island	9 -	N5	W 87 62
M 23	Syracuse	9 -	N6	W 69 65
M 25	Kansas	10T 9 4	N6	L 81 85

*N1 - Champions Classic, United Center, Chicago, Ill.*  
*H1 - PK80 Invitational*  
*N2 - PK80 Invitational, Veterans Memorial Coliseum, Portland, Ore.*  
*N3 - PK80 Invitational, Moda Center, Portland, Ore.*  
*A1 - Big Ten/ACC Challenge*  
*A2 - The Garf, Madison Square Garden, New York, N.Y.*  
*N4 - ACC Tournament, Barclays Center, Brooklyn, N.Y.*  
*N5 - NCAA Tournament, PPG Paints Arena, Pittsburgh, Pa.*  
*N6 - NCAA Tournament, CenturyLink Center, Omaha, Neb.*

2018-19

Record: 32-6 ACC: 14-4 (3rd)

Head Coach: Mike Krzyzewski

► ACC Champions

► NCAA Elite Eight

Date	Opponent	Rank	Site	Result
N 6	Kentucky	4 2	N1	W 118 84
N 11	Army West Point	4 -	H	W 94 72
N 14	Eastern Michigan	1 -	H	W 84 46
N 19	San Diego State	1 -	N2	W 90 64
N 20	Auburn	1 8	N2	W 78 72
N 21	Gonzaga	1 3	N2	L 87 89
N 27	Indiana	3 -	H1	W 90 69
D 1	Stetson	3 -	H	W 113 49
D 5	Hartford	3 -	H	W 84 54
D 8	Yale	3 -	H	W 91 58
D 18	Princeton	2 -	H	W 101 50
D 20	Texas Tech	2 12	N3	W 69 58
J 5	Clemson	1 -	H	W 87 68
J 8	Wake Forest	1 -	A	W 87 65
J 12	Florida State	1 13	A	W 80 78
J 14	Syracuse	10T 1 -	H	L 91 95
J 19	Virginia	1 4	H	W 72 70
J 22	Pittsburgh	2 -	A	W 79 64
J 26	Georgia Tech	2 -	H	W 66 53
J 28	Notre Dame	2 -	A	W 83 61
F 2	St. John's	2 -	H	W 91 61
F 5	Boston College	2 -	H	W 80 55
F 9	Virginia	2 3	A	W 81 71
F 12	Louisville	2 16	A	W 71 69
F 16	NC State	2 -	H	W 94 78
F 20	North Carolina	1 8	H	L 72 88
F 23	Syracuse	1 -	A	W 75 65
F 26	Virginia Tech	3 20	A	L 72 77
M 2	Miami	3 -	H	W 87 57
M 5	Wake Forest	4 -	H	W 71 70
M 9	North Carolina	4 3	A	L 70 79
M 14	Syracuse	5 -	N4	W 84 72
M 15	North Carolina	5 3	N4	W 74 73
M 16	Florida State	5 12	N4	W 73 63
M 22	North Dakota State	1 -	N5	W 85 62
M 24	UCF	1 -	N5	W 77 76
M 29	Virginia Tech	1 16	N6	W 75 73
M 31	Michigan State	1 5	N6	L 67 68

*N1 - Champions Classic, Bankers Life Fieldhouse, Indianapolis, Ind.*  
*N2 - Maui Invitational, Lahaina Civic Center, Lahaina, Hawaii*  
*H1 - ACC/Big Ten Challenge*  
*N3 - Ameritas Insurance Classic, Madison Square Garden, New York, N.Y.*  
*N4 - ACC Tournament, Spectrum Center, Charlotte, N.C.*  
*N5 - NCAA Tournament, Colonial Life Arena, Columbia, S.C.*  
*N6 - NCAA Tournament, Capital One Arena, Washington, D.C.*

2019-20

Record: 25-6

ACC: 15-5 (4th)

Head Coach: Mike Krzyzewski

Date	Opponent	Rank	Site	Result
N 5	Kansas	4 3	N1	W 69 63
N 8	Colorado State	4 -	H	W 89 55
N 12	Central Arkansas	2 -	H1	W 105 54
N 15	Georgia State	2 -	H1	W 74 63
N 21	California	1 -	N2	W 87 52
N 22	Georgetown	1 -	N2	W 81 73
N 26	Stephen F. Austin	10T 1 -	H	L 83 85
N 29	Winthrop	1 -	H	W 83 70
D 3	Michigan State	10 11	A1	W 87 75
D 6	Virginia Tech	10 -	A	W 77 63
D 19	Wofford	4 -	H	W 86 57
D 28	Brown	4 -	H	W 75 50
D 31	Boston College	2 -	H	W 88 49
J 4	Miami	2 -	A	W 95 62
J 8	Georgia Tech	2 -	A	W 73 64
J 11	Wake Forest	2 -	H	W 90 59
J 14	Clemson	3 -	A	L 72 79
J 18	Louisville	3 11	H	L 73 79
J 21	Miami	8 -	H	W 89 59
J 28	Pittsburgh	9 -	H	W 79 67
F 1	Syracuse	9 -	A	W 97 88
F 4	Boston College	7 -	A	W 63 55
F 8	North Carolina	10T 7 -	A	W 98 96
F 10	Florida State	7 8	H	W 70 65
F 15	Notre Dame	7 -	H	W 94 60
F 19	NC State	6 -	A	L 66 88
F 22	Virginia Tech	6 -	H	W 88 64
F 25	Wake Forest	20T 7 -	A	L 101 113
F 29	Virginia	7 -	A	L 50 52
M 2	NC State	12 -	H	W 88 69
M 7	North Carolina	12 -	H	W 89 76
M 12	NC State	10 -	N3	canceled*

N1 - Champions Classic, Madison Square Garden, New York, N.Y.

H1 - 2K Empire Classic

N2 - 2K Empire Classic, Madison Square Garden, New York, N.Y.

A1 - ACC/Big Ten Challenge

N3 - ACC Tournament, Greensboro Coliseum, Greensboro, N.C.

\* POSTSEASON CANCELED BY COVID-19 PANDEMIC

DUKE VS. ACC

Membership		Overall			Home			Away			Neutral			Unknown Venue			Cameron Indoor			ACC Regular Season			Under Coach K			ACC Tournament			Strk	Last 10
		W	L	Pct.	W	L	Pct.	W	L	Pct.	W	L	Pct.	W	L	Pct.	W	L	Pct.	W	L	Pct.	W	L	Pct.	W	L	Pct.		
Boston College	2005-present	23	3	.885	11	0	1.000	9	2	.818	3	1	.750	-	-	-	11	0	1.000	17	2	.895	22	3	.880	2	0	1.000	W3	9-1
Clemson	1953-present	111	32	.776	63	4	.940	38	24	.613	10	4	.714	-	-	-	60	4	.938	92	26	.780	57	14	.803	7	4	.636	L1	7-3
Florida State	1991-present	41	10	.804	22	2	.917	16	7	.696	2	1	.667	1	0	1.000	22	2	.917	37	9	.804	38	9	.809	2	1	.667	W5	9-1
Georgia Tech	1979-present	74	23	.763	36	5	.878	29	15	.659	9	3	.750	-	-	-	36	5	.878	54	16	.771	59	18	.766	7	3	.700	W13	10-0
Louisville	2014-present	10	7	.588	3	2	.600	3	3	.500	4	2	.667	-	-	-	3	2	.600	4	3	.571	6	7	.462	1	0	1.000	L1	6-4
Miami	2004-present	22	7	.759	11	2	.846	9	5	.643	2	0	1.000	-	-	-	11	2	.846	16	6	.727	22	6	.786	2	0	1.000	W5	7-3
North Carolina	1953-present	114	139	.451	55	49	.529	37	63	.370	22	27	.449	-	-	-	46	37	.554	62	72	.463	49	44	.527	14	9	.603	W3	5-5
NC State	1953-present	148	102	.592	65	30	.684	47	43	.522	23	17	.575	13	12	.520	52	26	.667	73	50	.593	56	25	.691	17	9	.654	W1	6-4
Notre Dame	2013-present	26	7	.787	9	1	.900	6	4	.600	11	2	.846	-	-	-	9	1	.900	5	3	.625	19	6	.760	2	2	.500	W6	7-3
Pittsburgh	2013-present	13	7	.650	6	3	.667	6	3	.667	1	1	.500	-	-	-	6	2	.750	7	1	.875	7	2	.778	-	-	-	W5	8-2
Syracuse	2013-present	10	6	.625	3	2	.600	3	2	.600	4	2	.667	-	-	-	3	2	.600	6	4	.600	9	5	.643	-	-	-	W3	7-3
Virginia	1953-present	121	52	.699	58	10	.853	42	35	.545	21	6	.778	0	1	.000	53	9	.855	86	34	.717	57	20	.740	15	4	.789	L1	6-4
Virginia Tech	2004-present	50	10	.833	21	1	.955	13	7	.650	12	1	.923	4	1	.800	17	1	.944	17	6	.739	20	6	.769	2	0	1.000	W3	7-3
Wake Forest	1953-present	174	79	.688	78	18	.813	50	40	.556	33	9	.786	13	12	.520	63	16	.797	85	45	.654	55	25	.688	14	4	.778	L1	9-1
Totals		937	484	.659	441	129	.774	308	253	.549	157	76	.674	31	26	.668	392	109	.782				476	190	.715					
Maryland	1953-2014	114	63	.644	56	16	.778	41	35	.539	16	10	.615	1	2	.333	54	14	.794	79	41	.658	55	23	.705	11	8	.579		
South Carolina	1953-1971	57	20	.740	27	5	.844	14	11	.560	9	3	.750	7	1	.875	21	4	.840	25	9	.735	1	1	.500	6	1	.857		
Totals																			665	327	.670				103	45	.696			

# MEDIA GUIDE

## Series Results

- ▲ ACC Tournament game
- NIT game
- NCAA Tournament game

### AIR FORCE

Duke leads 1-0				
11/20/06	N	W	71-56	

### ALABAMA

Duke leads 8-3				
2/18/22	A	L	16-28	
1924	A	L	25-45	
3/1/29	N	W	38-32	
3/4/30	N	L	24-31	
12/14/56	N	W	89-78	
12/18/59	N	W	78-60	
12/9/67	A	W	86-80	
12/2/68	H	W	86-48	
● 3/16/81	H	W	75-70	
12/13/86	N	W	76-67	
11/27/13	N	W	74-64	

### ALABAMA-BIRMINGHAM

Duke leads 3-0				
12/28/84	N	W	76-62	
11/24/85	N	W	66-54	
1/5/11	H	W	85-64	

### ALABAMA STATE

Duke leads 1-0				
■ 3/18/04	N	W	96-61	

### ALBANY

Duke leads 2-0				
12/17/07	H	W	111-70	
■ 3/22/13	N	W	73-61	

### APPALACHIAN STATE

Duke leads 8-1				
12/10/73	H	W	83-53	
12/5/81	H	L	70-75	
11/29/82	H	W	73-57	
1/11/84	H	W	73-60	
12/5/84	H	W	98-64	
12/28/85	H	W	88-46	
12/29/86	H	W	80-50	
11/28/88	H	W	110-74	
11/26/16	H	W	93-58	

### ARIZONA

Duke trails 4-5				
12/16/61	N	W	78-47	
12/30/87	A	L	85-91	
2/26/89	N	L	75-77	
2/25/90	H	W	78-76	
2/24/91 (207)	A	L	96-103	
11/26/97	N	W	95-87	
■ 4/2/01	N	W	82-72	
■ 3/24/11	N	L	77-93	
11/29/13	N	L	66-72	

### ARIZONA STATE

Duke leads 1-0				
11/25/09	N	W	64-53	

### ARKANSAS

Duke trails 1-2				
■ 3/31/90	N	W	97-83	
11/21/90	N	L	88-98	
■ 4/4/94	N	L	72-76	

### ARKANSAS-PINE BLUFF

Duke leads 1-0				
■ 3/19/10	N	W	73-44	

### ARMY WEST POINT

Duke leads 11-3				
1/13/32	A	L	23-25	
1/10/34	A	W	27-25	
1/9/35	A	W	34-16	
1/15/36	A	W	31-29	
2/3/37	A	W	31-28	

2/5/38	A	L	20-40	
2/4/39	A	L	27-37	
12/22/96	H	W	100-38	
11/16/97	A	W	78-45	
11/20/99	H	W	100-42	
11/25/00	H	W	91-48	
11/23/02	H	W	101-53	
11/30/14	H	W	93-73	
11/11/18	H	W	94-72	

### AUBURN

Duke leads 4-0				
12/30/63	N	W	84-67	
12/26/75	N	W	85-74	
12/30/81	H	W	72-71	
11/20/18	N	W	78-72	

### BALL STATE

Duke leads 1-0				
11/21/01	N	W	83-71	

### BAYLOR

Duke leads 1-0				
■ 3/28/10	N	W	78-71	

### BELMONT

Duke leads 2-0				
■ 3/20/08	N	W	71-70	
1/11/11	H	W	77-76	

### BINGHAMTON

Duke leads 1-0				
■ 3/19/09	N	W	86-62	

### BOSTON COLLEGE

Duke leads 23-3				
12/21/79 (OT)	N	W	70-64	
■ 3/17/85	N	L	73-74	
1/16/90	H	W	100-76	
1/16/01	H	W	97-75	
1/24/02	A	W	88-78	
2/1/06	A	W	83-81	
▲ 3/12/06	N	W	78-76	
1/28/07	H	W	75-61	
2/14/07	A	W	78-70	
2/9/08	H	W	90-80	
2/15/09	A	L	74-80	
▲ 3/13/09	N	W	66-65	
1/13/10	H	W	79-59	
2/6/10	A	W	66-63	
1/27/11	H	W	84-68	
2/19/12	A	W	75-50	
2/10/13	A	W	62-61	
2/24/13	H	W	89-68	
2/8/14	A	W	89-68	
1/3/15	H	W	85-62	
1/2/16	A	W	81-64	
1/7/17	H	W	93-82	
12/9/17	A	L	84-89	
2/5/19	H	W	80-55	
12/31/19	H	W	88-49	
2/4/20	A	W	63-55	

At Cameron Indoor: Duke leads 11-0

At Conte Forum: Duke leads 9-2

In ACC Tournament: Duke leads 2-0

Longest Duke win streak: 11 (3/13/09-1/7/17)

Longest BC win streak: 1 (three times)

Biggest Duke win: 88-49 (12/31/19)

Biggest Duke loss: 74-80 (2/15/09)

Since Joining the ACC (2005-06): Duke leads 19-2

Duke under Mike Krzyzewski: 22-3

### BOSTON UNIVERSITY

Duke leads 6-0				
■ 3/17/88	N	W	85-69	
1/2/91	H	W	109-55	
1/21/92	A	W	95-85	
12/30/92	H	W	106-62	
12/29/94	N	W	73-54	
11/14/05	H	W	64-47	

### BRADLEY

Duke leads 2-1				
12/23/50	A	L	58-93	
12/8/51	H	W	87-69	
12/8/10	H	W	83-48	

### BRIGHAM YOUNG

Series tied 1-1				
12/29/52	N	L	68-69	
12/23/92	N	W	89-66	

### BROWN

Duke leads 4-1				
2/6/39	A	L	33-41	
12/19/80	H	W	91-60	
1/10/94	H	W	89-71	
11/25/94	H	W	80-38	
12/28/19	H	W	75-50	

### BRYANT

Duke leads 1-0				
11/14/15	H	W	113-75	

### BUCKNELL

Duke leads 3-0				
1/4/60	H	W	72-36	
1/9/84	H	W	84-67	
1/2/06	H	W	84-50	

### BUFFALO

Duke leads 1-0				
12/5/15	H	W	82-59	

### BUTLER

Duke leads 3-0				
1/30/03	H	W	80-60	
■ 4/5/10	N	W	61-59	
12/4/10	N	W	82-70	

### BYU-HAWAII

Duke leads 1-0				
11/28/86	N	W	85-68	

### CALIFORNIA

Series tied 2-2				
12/4/82	A	L	71-76	
■ 3/20/93	N	L	77-82	
■ 3/21/10	N	W	68-53	
11/21/19	N	W	87-52	

### CAMPBELL

Duke leads 2-0				
■ 3/19/92	N	W	82-56	
1/13/97	H	W	84-59	

### CANISIUS

Duke leads 4-1				
1/1/51	A	L	57-69	
1/19/72	H	W	86-58	
11/29/89	H	W	102-66	
12/7/91	A	W	96-60	
12/1/92	H	W	110-62	

### CARSON-NEWMAN

Duke leads 1-0				
1915		W	70-4	

### CATHOLIC

Series tied 4-4				
1913	A	L	27-55	
1917		L	24-26	
12/19/31	A	W	41-29	
12/14/33	A	L	31-33	
1/18/35	H	L	25-31	
12/18/35	A	W	39-36	
1937	H	W	52-31	
12/20/40	A	W	48-33	

### CENTRAL ARKANSAS

Duke leads 1-0				
11/12/19	H	W	105-54	

# 2020-21 DUKE MEN'S BASKETBALL

### CENTRAL FLORIDA

Duke leads 1-0				
■ 3/24/19	N	W	77-76	

### CENTRAL MICHIGAN

Duke leads 1-0				
■ 3/22/03	N	W	86-60	

### CHAMINADE

Duke leads 1-0				
11/24/97	A	W	106-70	

### CHARLOTTE

Duke leads 3-0				
12/1/90	H	W	111-94	
1/18/92	H	W	104-82	
11/17/09	H	W	101-59	

### CHICAGO

Duke leads 1-0				
12/13/77	H	W	99-61	

### CINCINNATI

Duke leads 2-1				
12/29/79 (OT)	H	W	87-75	
12/29/89	N	W	95-83	
11/28/98	N	L	75-77	

### CLEMSON

Duke leads 111-32			
1/14/26	H	W	46-12
2/27/31	N	W	31-27
1/4/34	H	W	36-23
12/16/36	A	W	33-25
3/5/38	N	W	40-30
1/10/39	H	W	39-33
2/13/39	A	L	36-38
1/20/40	H	W	54-49
2/12/40 (OT)	H	W	39-37
1/18/41	H	W	45-42
1/19/46	A	W	42-29
2/14/46	H	W	61-33
1/16/48	H	W	80-47
2/17/48	A	L	57-63
12/3/54	H	W	115-54
1/11/55	A	W	75-66
12/2/55	H	W	97-63
1/11/56	A	W	109-80
12/4/56	A	W	84-78
1/12/57	H	W	80-70
12/6/57	H	W	79-66
2/4/58	N	W	73-57
12/5/58	A	L	55-56
1/13/59	H	W	45-41
12/5/59	H	W	68-59
1/12/60	A	W	50-41
12/15/60	A	W	75-58
1/28/61	H	W	79-59
12/11/61	H	W	89-66
1/11/62	A	W	104-96
▲ 3/2/62	N	L	72-77
12/13/62	A	W	92-67
1/12/63	H	W	78-67
12/14/63	H	W	75-52
1/8/64	A	W	81-75
12/16/64	A	W	80-79
1/12/65	H	W	106-81
12/4/65	H	W	83-68
1/11/66	A	W	87-85
1/10/67	H	W	85-61
2/14/67	A	L	68-73
1/9/68	H	W	101-79
2/20/68	A	W	82-70
▲ 3/7/68	N	W	43-40
12/28/68	H	W	96-70
2/5/69	A	W	85-76
2/4/70	A	W	92-88
2/9/70	H	W	91-75
1/16/71	A	W	82-56
3/2/71	H	W	70-60
1/15/72	H	W	71-69
3/1/72	A	L	40-59



2020-21 DUKE MEN’S BASKETBALL

1/11/14	A	L	59-72
▲ 3/14/14	N	W	63-62
2/21/15	H	W	78-56
1/13/16	*A	L	63-68
2/11/17	H	W	64-62
▲ 3/8/17	N	W	79-72
2/18/18	A	W	66-57
1/5/19	H	W	87-68
1/14/20	A	L	72-79

At Cameron Indoor: Duke leads 60-4

At Littlejohn Coliseum: Duke leads 25-19

\* At Bon Secours Wellness Arena: Duke trails 0-1

In ACC Tournament: Duke leads 7-4

Longest Duke win streak: 22 (2/18/97-1/19/08)

Longest CU win streak: 7 (2/15/75-3/17/77)

Biggest Duke win: 115-54 (12/3/54)

Biggest Duke loss: 66-100 (2/15/75)

Duke under Mike Krzyzewski: 57-14

COASTAL CAROLINA

Duke leads 1-0

11/16/09	H	W	74-49
----------	---	---	-------

COLGATE

Duke leads 2-1

12/28/50	N	L	69-84
1/5/80	H	W	73-44
11/19/10	H	W	110-58

COLORADO

Series tied 1-1

12/2/82	A	L	70-79
12/21/83	H	W	79-72

COLORADO STATE

Duke leads 3-0

■ 3/20/03	N	W	67-57
12/7/11	H	W	87-64
11/8/19	H	W	89-55

COLUMBIA

Duke leads 2-1

12/27/51	N	L	58-66
11/23/99	H	W	99-52
11/12/06	H	W	86-43

CONNECTICUT

Duke leads 6-4

■ 3/14/63	N	W	101-54
12/14/76 (OT)	N	W	64-62
■ 3/24/90 (OT)	N	W	79-78
■ 3/22/91	N	W	81-67
11/29/94	N	L	86-90
■ 3/29/99	N	L	74-77
11/12/99	N	L	66-71
■ 4/3/04	N	L	78-79
11/27/09	N	W	68-59
12/18/14	N	W	66-56

CORNELL

Duke leads 5-0

11/30/74	H	W	100-62
1/26/87	H	W	85-59
12/29/88	H	W	94-59
1/6/08	H	W	81-67
12/19/12	H	W	88-47

CREIGHTON

Duke leads 1-0

■ 3/24/13	N	W	66-50
-----------	---	---	-------

DAVIDSON

Duke leads 90-17

1909		W	22-8
12/17/15	A	L	23-27
2/15/16	H	W	38-22
1917		W	32-26
1918		W	30-24
2/18/19	H	L	19-20
2/7/22	H	W	24-18
2/13/22	A	L	27-32
1923		W	39-27
1924		W	40-30
1/9/25	A	L	25-27

1925	A	L	22-39
1925	H	L	18-22
1/8/26	L		31-32
1926		W	32-30
1927		W	39-24
1927		L	42-49
1/11/28	W		46-27
2/22/28	W		51-33
1929		L	40-47
1929		W	33-25
1930		W	33-30
1930		W	45-21
1931		W	27-18
1931		W	31-17
1/29/32	H	W	21-6
2/1/32	A	W	33-20
1/9/33	A	W	58-14
2/7/33	H	W	44-28
1/8/34	A	W	40-35
2/12/34	H	W	57-26
1/2/35	N	W	39-35
2/12/35	H	W	35-34
1/8/36	A	W	46-24
2/13/36	H	W	36-33
1/6/37	A	W	40-34
2/2/37	H	W	32-27
1/5/38	A	L	22-40
2/8/38	H	W	52-28
1/5/39	A	L	39-41
2/8/39	H	L	40-42
1/4/40	A	W	51-28
2/6/40	H	W	47-30
1/6/41	N	W	57-33
1/7/42	A	W	75-40
2/4/42	H	W	73-37
1/7/43	A	W	60-50
12/14/45	H	W	50-23
1/5/46	A	W	55-27
1/7/47	A	W	55-48
2/7/47	H	W	61-47
1/6/48	A	L	42-44
3/5/48	N	W	53-37
12/17/49	A	W	58-41
1/29/49	H	W	57-51
12/15/49	A	W	66-49
1/27/50	H	W	69-59
1/29/51	H	W	90-68
2/12/51	A	W	94-73
12/18/51	H	W	88-49
2/26/52	A	W	58-50
12/16/52	H	W	94-65
2/23/53	A	W	99-72
12/15/53	H	W	78-37
12/14/54	A	W	107-75
12/5/61	H	W	117-72
12/1/62	H	W	76-68
12/18/62	A	L	69-72
2/15/64	H	W	82-75
1/3/68	H	W	89-84
2/19/69 (OT)	A	L	80-88
2/18/70 (OT)	A	W	79-76
2/16/71	N	W	64-55
2/16/72	A	L	72-74
1/17/73	A	W	78-75
1/30/74	H	W	89-72
1/29/75	A	W	113-76
1/27/76	H	W	94-79
1/5/77	A	W	102-51
2/11/78	H	W	104-88
1/2/79	A	W	77-59
12/29/81	H	L	73-75
12/14/82	H	W	63-60
12/3/83	A	W	90-63
12/17/84	H	W	82-65
12/18/85	A	W	69-52
12/8/86	H	W	95-65
12/9/87	A	W	105-71
1/5/89	H	W	101-53
12/21/89	A	W	89-44
2/13/91	H	W	74-39
12/11/96	H	W	85-58
11/20/97	H	W	100-65
1/17/98	N	W	94-61
12/21/99	H	W	109-65

12/5/00	H	W	102-60
1/2/02	N	W	106-71
11/25/02	H	W	95-80
12/29/03	H	W	88-54
11/22/04	N	W	74-61
11/19/05	H	W	84-55
11/25/06	H	W	75-47
12/1/07	A	W	79-73
1/7/09	H	W	79-67
11/18/11	H	W	82-69
1/2/13	N	W	67-50
11/8/13	H	W	111-77

DAYTON

Duke leads 5-1

12/30/59	N	L	63-71
12/19/69	N	W	72-67
12/22/70	A	W	70-64
● 3/20/71	N	W	68-60
12/23/71	H	W	68-66
12/29/02	H	W	85-74

DELAWARE

Duke leads 2-0

12/19/95	H	W	79-73
12/1/12	H	W	88-50

DELAWARE STATE

Duke leads 1-0

■ 3/18/05	N	W	57-46
-----------	---	---	-------

DEPAUL

Duke leads 4-0

■ 3/21/86	N	W	74-67
12/21/92	N	W	89-73
2/24/99	A	W	96-64
12/4/99 (OT)	H	W	84-83

DETROIT

Duke leads 2-0

12/20/80	H	W	111-71
11/22/03	H	W	67-56

DRAKE

Duke leads 1-0

12/28/89	N	W	101-77
----------	---	---	--------

DREXEL

Duke leads 1-0

11/23/05	N	W	78-68
----------	---	---	-------

DUQUESNE

Duke leads 5-1

2/10/43	H	W	55-41
12/15/61	N	L	61-66
2/10/75	H	W	80-73
1/31/77	A	W	76-49
12/28/77	N	W	74-65
11/28/09	H	W	95-72

EAST CAROLINA

Duke leads 21-0

12/15/69	H	W	80-65
12/11/71	H	W	71-62
12/12/72	H	W	108-74
12/1/73	H	W	82-69
12/4/74	H	W	79-73
12/10/75	H	W	93-74
12/29/76	N	W	88-65
1/28/78	H	W	105-82
12/8/79	H	W	92-73
12/22/81	H	W	70-57
11/27/82	H	W	70-65
12/10/83	H	W	80-64
1/9/85	H	W	87-63
12/2/85	H	W	98-66
12/3/86	H	W	103-65
11/30/87	H	W	94-45
11/30/88	H	W	95-46
2/14/90	H	W	84-51
11/26/90	H	W	125-82
11/25/91	H	W	103-75
11/19/13	H	W	83-74

EAST TENNESSEE STATE

Duke trails 0-1

12/14/68	H	L	63-71
----------	---	---	-------

EASTERN KENTUCKY

Duke leads 1-0

11/25/07	H	W	78-43
----------	---	---	-------

EASTERN MICHIGAN

Duke leads 2-1

■ 3/14/96	N	L	60-75
12/28/13	H	W	82-59
11/14/18	H	W	84-46

ELON

Duke leads 20-5

12/13/11		W	47-12
1913	H	W	46-12
1913	H	W	30-15
12/15/13	A	L	23-25
1915		L	16-17
1915		L	16-18
1/20/16	H	W	37-22
2/19/16	A	L	19-23
1917		W	33-21
1917		W	33-29
1918		W	22-11
1918		W	40-27
2/14/19	A	W	12-5
1/13/20	A	W	18-16
2/6/22	A	L	29-30
1924		W	33-24
1924		W	34-19
1/2/36	H	W	58-42
12/20/10	H	W	98-72
12/20/12	H	W	76-54
12/31/13	N	W	86-48
12/15/14	H	W	75-62
12/28/15	H	W	105-66
12/21/16	N	W	72-61
11/10/17	H	W	97-68

EMORY & HENRY

Duke leads 2-0

1913		H	W	36-15
1918			W	75-27

EVANSVILLE

Duke leads 1-0

12/20/17	H	W	104-40
----------	---	---	--------

FAIRFIELD

Duke leads 4-0

11/14/98	H	W	98-66
1/2/03	H	W	86-58
1/6/04	H	W	99-58
11/15/14	H	W	109-59

FLORIDA

Duke leads 14-4

2/8/21	H	W	49-21
2/20/22 (OT)	A	L	30-33
2/27/32	N	W	33-22
12/18/34	A	W	55-27
12/19/34	A	L	21-40
2/14/36	H	W	42-31
12/16/37	A	W	33-25
12/17/37	A	W	37-33
12/17/46	N	W	44-37
12/21/60	N	W	83-64
12/1/61	H	W	80-58
12/27/73	N	L	60-77
12/29/87	N	W	93-70
■ 4/2/94	N	W	70-65
12/9/98	H	W	116-86
■ 3/24/00	N	L	78-87
12/6/16	N	W	84-74
11/26/17	N	W	87-84

# MEDIA GUIDE

## FURMAN

Duke leads 8-1			
1910	W	85-5	
1924	W	32-29	
1926	W	28-18	
1/6/33	H	31-28	
12/11/52	N	L	72-73
12/2/53	H	W	110-76
12/14/65	H	W	102-67
11/26/14	H	W	93-54
11/20/17	H	W	92-63

## GARDNER-WEBB

Duke leads 2-0			
12/15/09	H	W	113-68
12/16/13	H	W	85-66

## GEORGE MASON

Duke leads 3-0			
1/19/81	H	W	60-51
1/3/83	H	W	90-79
12/9/06	H	W	69-53

## GEORGE WASHINGTON

Duke leads 14-13			
1926	L	32-42	
12/17/32	A	W	35-34
12/21/40	A	L	38-48
1/16/41	H	L	44-37
1/10/42	H	W	38-37
2/21/42	A	L	53-55
1/11/43	H	L	53-66
2/19/43	A	W	64-61
3/6/43	N	L	40-56
1/16/47	H	W	52-46
2/22/47	A	L	49-51
1/14/48	H	L	47-48
3/4/48	N	W	54-51
2/9/49	A	L	49-51
2/11/50 (207)	A	L	55-62
2/18/50	H	W	55-52
12/22/50	A	W	70-67
2/5/51	H	W	85-70
12/21/51	A	W	98-76
2/2/52	H	W	89-74
12/22/52	A	L	87-113
2/9/53	H	W	83-80
2/6/54	H	L	71-76
1/31/55	A	L	73-92
2/25/56	H	W	90-71
12/6/94	H	W	103-73
■ 3/18/06	N	W	74-61

## GEORGETOWN

Duke leads 9-7			
1913	A	L	22-31
1917	W	36-24	
1928	L	40-55	
1929	L	33-48	
12/17/31	A	L	26-36
12/16/32	A	W	35-30
■ 3/26/89	N	W	85-77
12/5/90	A	L	74-79
1/8/03	H	W	93-86
1/24/04	A	W	85-66
1/21/06	A	L	84-87
12/2/06	H	W	61-52
1/17/09	H	W	76-67
1/30/10	A	L	77-89
11/22/15	N	W	86-84
11/22/19	N	W	81-73

## GEORGETOWN (KY.)

Duke leads 1-0			
12/8/41	H	W	37-31

## GEORGIA

Duke trails 2-3			
1922	A	L	19-29
1928	W	49-44	
1929	L	22-24	
1929	N	W	43-37
2/29/32	N	L	32-43

## GEORGIA SOUTHERN

Duke leads 3-0			
11/13/06	H	W	72-48
11/11/09	H	W	97-54
12/15/15	H	W	99-65

## GEORGIA STATE

Duke leads 2-0			
11/9/12	H	W	74-55
11/15/19	H	W	74-63

## GEORGIA TECH

Duke leads 74-23			
2/15/22	A	L	16-17
3/1/30	N	W	44-35
2/13/40	A	L	35-41
1/18/46	A	W	54-39
2/12/46	H	W	73-51
2/15/47	A	W	64-54
2/16/48	A	W	60-55
2/12/49	H	W	53-42
12/10/55	H	W	87-66
11/30/56	A	W	71-61
12/1/59	H	L	49-59
12/19/60	A	L	61-48
1/27/73	A	L	86-88
2/16/74	H	W	70-60
2/22/75	H	W	107-86
1/9/76	A	W	91-71
1/7/80	H	W	55-42
1/21/80	A	W	56-49
2/4/81	A	W	82-68
2/21/81	H	W	83-56
2/3/82	H	W	47-46
2/20/82	A	L	78-87
2/9/83	A	L	66-67
2/26/83	H	W	106-81
1/30/84	A	W	69-68
2/25/84	H	L	56-58
▲ 3/9/84 (OT)	N	W	67-63
2/6/85	A	L	71-81
2/23/85	H	W	67-62
▲ 3/9/85	N	L	64-75
1/21/86	A	L	80-87
2/9/86	H	W	75-59
▲ 3/9/86	N	W	68-67
1/29/87	A	L	66-75
2/21/87	H	L	72-79
2/3/88	H	W	78-65
2/28/88	A	L	87-91
2/2/89	A	L	76-81
2/20/89	H	W	91-66
1/11/90	A	W	96-91
1/28/90	H	W	88-86
▲ 3/10/90	N	L	72-83
1/9/91	H	W	98-57
1/30/91	A	W	77-75
1/11/92	H	W	97-84
2/12/92	A	W	71-62
▲ 3/14/92	N	W	89-76
1/10/93	A	L	79-80
2/10/93	H	W	73-63
▲ 3/12/93	N	L	66-69
1/8/94	H	W	88-71
2/8/94	A	W	66-63
12/30/94	N	W	76-69
1/7/95	A	L	68-75
2/9/95	H	W	77-70
1/7/96	H	L	81-86
2/7/96 (OT)	A	L	71-73
1/5/97	A	W	66-56
2/2/97	H	W	70-61
2/1/98	H	W	90-69
2/25/98	A	W	76-53
1/6/99	H	W	99-58
2/6/99	A	W	87-79
1/12/00	H	W	82-57
2/12/00	A	W	84-65
1/20/01	A	W	98-77
2/21/01	H	W	98-54
1/10/02	H	W	104-79
2/9/02	A	W	95-63
1/25/03	H	W	91-71
2/26/03	A	W	77-58

1/31/04	A	W	82-74
3/3/04	H	L	68-76
▲ 3/13/04	N	W	85-71
2/5/05	H	W	82-65
2/23/05	A	W	60-56
▲ 3/13/05	N	W	69-64
2/22/06	A	W	73-66
1/10/07	A	L	63-74
2/18/07	H	W	71-62
2/27/08	H	W	71-58
▲ 3/14/08	N	W	82-70
1/14/09	A	W	70-56
1/9/10	A	L	67-71
2/4/10	H	W	86-67
▲ 3/14/10	N	W	65-61
2/20/11	H	W	79-57
1/7/12	*A	W	81-74
1/17/13	H	W	73-57
1/7/14	H	W	79-57
2/18/14	A	W	68-51
2/4/15	H	W	72-66
2/2/16	A	W	80-71
1/4/17	H	W	110-57
2/11/18	A	W	80-69
1/26/19	H	W	66-53
1/8/20	A	W	73-64

At Cameron Indoor: Duke leads 36-5

At McComish Pavilion: Duke leads 25-12

\* At Phillips Arena: Duke leads 1-0

In ACC Tournament: Duke leads 7-3

Longest Duke win streak: 15 (1/5/97-1/31/04)

Longest GT win streak: 2 (several times)

Biggest Duke win: 110-57 (1/5/17)

Biggest Duke loss: 72-83 (3/10/90); 64-75 (3/9/85)

Since Joining the ACC - 1979-80: Duke leads 61-19

Duke under Mike Krzyzewski: 59-18

## GONZAGA

Duke leads 3-1			
12/21/06	N	W	61-54
12/19/09	N	W	76-41
■ 3/29/15	N	W	66-52
11/21/18	N	L	87-89

## GRAND CANYON

Duke leads 1-0			
11/12/16	H	W	96-61

## GUILFORD

Duke leads 17-3			
1907	W	20-1	
1910	L	8-25	
2/1/12	W	14-12	
2/14/14	A	L	8-35
1914	H	W	24-15
1915	W	43-25	
1915	W	58-36	
2/29/16	H	W	61-28
1918	W	40-32	
1918	W	28-21	
2/6/19	H	W	47-19
2/15/19	A	W	27-18
1/12/20	A	W	22-20
1/26/20	H	W	36-15
1921	H	W	
2/9/22	H	W	38-24
1923	W	45-32	
1924	W	30-17	
1/12/25	H	W	34-22
2/1/26	L	30-35	

## HAMPDEN-SYDNEY

Duke leads 6-0			
12/16/39	A	W	59-28
12/11/44	H	W	50-25
12/12/46	H	W	61-51
12/15/47	H	W	59-45
12/10/48	A	W	58-50
12/6/49	H	W	74-59

## HAMPTON

Duke leads 1-0			
■ 3/19/11	N	W	87-45

# 2020-21 DUKE MEN'S BASKETBALL

## HARTFORD

Duke leads 1-0			
12/5/18	H	W	84-54

## HARVARD

Duke leads 10-0			
12/30/72	H	W	102-76
2/8/84	A	W	89-86
2/4/85	H	W	82-53
1/27/86	H	W	89-52
2/10/87	A	W	98-86
12/21/87	H	W	121-62
2/14/89	A	W	98-59
11/25/89	H	W	130-54
12/19/90	A	W	103-61
11/30/91	H	W	118-65

## HAWAII

Duke leads 1-0			
12/30/89	A	W	87-75

## HIGH POINT

Duke leads 3-0			
12/10/35	A	W	50-22
12/13/37	A	W	36-33
12/4/46	A	W	44-29

## HOLY CROSS

Duke leads 2-0			
1/27/82	N	W	66-60
12/6/06	H	W	57-45

## ILLINOIS

Duke leads 5-2			
11/29/86	N	L	62-69
12/3/94	N	W	70-65
12/2/95	H	L	65-75
11/30/99	N	W	72-69
11/28/00	N	W	78-77
■ 3/26/04	N	W	72-62
11/20/07	N	W	79-66

## ILLINOIS-CHICAGO

Duke leads 1-0			
12/14/04	H	W	88-55

## INDIANA

Duke leads 7-3			
■ 3/20/87	N	L	82-88
■ 4/4/92	N	W	81-78
11/24/95	N	W	70-64
11/27/96	N	L	69-85
■ 3/21/02	N	L	73-74
11/30/05	A	W	75-67
11/28/06	H	W	54-51
12/2/15	H	W	94-74
11/29/17	A	W	91-81
11/27/18	H	W	90-69

## IONA

Duke leads 1-0			
■ 3/15/18	N	W	89-67

## IOWA

Duke leads 7-1			
12/31/68	N	W	85-82
■ 3/16/91	N	W	85-70
■ 3/21/92	N	W	75-62
1/16/93	H	W	65-56
12/22/93	A	W	79-76
12/27/94	N	L	71-81
11/25/95	N	W	88-81
11/27/01	N	W	80-62

2020-21 DUKE MEN'S BASKETBALL

LONG BEACH STATE				
Duke leads 3-0				
1/5/79	N	W	79-78	
12/29/09	H	W	84-63	
12/30/15	H	W	103-81	

LONG ISLAND				
Duke trails 0-1				
1/1/44 (OT)	A	L	57-59	

LOUISIANA-LAFAYETTE				
(SW Louisiana St.)				
Duke leads 1-0				
2/11/67	H	W	94-83	

LOUISIANA-MONROE				
Duke leads 1-0				
■ 3/14/91	N	W	102-73	

LOUISIANA STATE				
Duke leads 5-2				
2/28/30	N	W	43-34	
12/3/60 (OT)	H	W	80-74	
12/20/74	N	L	95-105	
2/10/91	H	W	88-70	
2/8/92	A	W	77-67	
12/22/92	N	W	96-67	
■ 3/23/06	N	L	54-62	

LOUISVILLE				
Duke leads 10-7				
12/31/58	N	W	57-54	
12/8/61	H	W	86-56	
12/15/62	A	W	76-75	
2/18/79	N	W	88-72	
1/2/82	A	L	61-99	
1/12/83	H	L	76-91	
■ 3/31/86	N	L	69-72	
11/24/12	N	W	76-71	
■ 3/31/13	N	L	63-85	
1/17/15	A	W	63-52	
2/8/16	H	W	72-65	
2/20/16	A	L	64-71	
1/14/17	A	L	69-78	
▲ 3/9/17	N	W	81-77	
2/21/18	H	W	82-56	
2/12/19	A	W	71-69	
1/18/20	H	L	73-79	

At Cameron Indoor: Duke leads 3-2

At KFC Yum! Center: Tied 2-2

In ACC Tournament: Duke leads 1-0

Longest Duke win streak: 4 (12/31/58-2/18/79)

Longest Louisville win streak: 3 (1/2/82-3/31/86)

Biggest Duke win: 86-56 (12/8/61)

Biggest Duke loss: 61-99 (1/12/82)

Since Joining the ACC - 2014-15: Duke leads 5-3

Duke under Mike Krzyzewski: 6-7

LOYOLA-MARYLAND				
Duke leads 2-0				
1/4/84	H	W	92-68	
12/31/09	H	W	92-51	

LOYOLA-CHICAGO				
Series tied 1-1				
1930	H	W	30-27	
■ 3/22/63	N	L	75-94	

LYNCHBURG				
Duke leads 4-0				
2/26/20	A	W	32-23	
1923	W	36-33		
1926	W	36-31		
1926	W	29-27		

MAINE				
Duke leads 1-0				
12/3/16	H	W	94-55	

MARIST				
Duke leads 1-0				
11/11/16	H	W	94-49	

MARQUETTE				
Duke leads 6-2				
12/30/60	N	W	86-73	
1/28/79	H	W	69-64	
2/10/80	N	L	77-80	
1/14/90	H	W	87-74	
■ 3/24/94	N	W	59-49	
11/21/06	N	L	62-73	
11/21/07	N	W	77-73	
11/22/10	N	W	82-77	

MARYLAND				
Duke leads 114-63				
1926		L	20-40	
1/9/30	A	W	28-27	
2/20/30	W	39-26		
1/15/31	L	24-32		
2/20/32 (OT)	H	L	18-20	
1/12/33	A	L	28-30	
1/11/34	A	L	33-37	
1/11/35	A	W	48-39	
2/1/36	A	L	34-38	
3/5/36	N	L	35-47	
1/16/37	A	W	34-31	
1/30/37	H	W	34-30	
1/15/38	A	L	35-40	
1/29/38	H	W	44-34	
3/5/38	N	W	35-32	
1/13/39	A	L	34-37	
2/2/39	H	L	44-60	
1/9/40	A	L	30-32	
1/30/40	H	W	48-27	
3/1/40	N	W	44-32	
1/11/41	A	W	40-26	
2/1/41	H	W	43-17	
1/10/42	H	W	37-33	
2/25/42	A	W	64-46	
2/12/43	A	W	46-43	
1/6/45	H	W	51-24	
2/22/45	N	W	76-49	
1/4/46	H	W	59-25	
1/25/46	A	L	38-43	
2/21/47	A	W	43-38	
1/5/48	H	W	53-42	
1/4/50	H	W	58-46	
2/10/50	A	L	57-67	
2/16/51	A	W	49-40	
2/18/52	H	W	56-51	
3/6/52	N	W	51-48	
3/5/53	N	L	65-74	
2/16/54	A	W	68-61	
12/7/54	A	L	47-49	
12/17/54	H	W	68-61	
1/14/56	H	W	76-62	
2/7/56	A	W	82-70	
▲ 3/1/56	N	W	94-69	
1/10/57	A	L	51-62	
1/31/57	H	W	72-60	
1/8/58	A	L	49-74	
2/21/58	H	W	68-59	
▲ 3/7/58 (OT)	N	L	65-71	
1/7/59	A	L	33-64	
1/17/59	H	W	78-69	
1/16/60	H	L	48-56	
2/18/60	A	L	61-71	
1/14/61	H	W	70-62	
2/16/61	A	L	71-76	
1/13/62	H	W	84-68	
2/13/62	A	W	79-53	
▲ 3/1/62	N	W	71-58	
12/8/62	H	W	92-56	
2/19/63	A	W	76-70	
2/8/64	A	W	104-72	
2/22/64	H	W	84-63	
2/1/65	H	W	82-64	
2/23/65	A	L	82-85	
1/13/66	H	W	76-61	
2/19/66	A	W	74-69	
1/14/67 (OT)	A	W	72-69	
2/18/67	H	W	81-58	
1/13/68	A	W	84-52	
2/6/68	H	W	85-64	
1/11/69	H	W	96-85	
2/10/69	A	W	93-83	

1/28/70	A	L	50-52	
2/21/70	H	W	87-76	
2/6/71	H	L	79-88	
2/13/71	A	W	70-67	
2/5/72	A	L	58-77	
2/26/72	H	W	68-59	
2/3/73	H	W	85-81	
2/24/73	A	L	68-96	
2/2/74	A	L	83-104	
2/23/74	H	L	61-64	
▲ 3/7/74	N	L	66-85	
1/8/75	A	L	77-83	
2/8/75	H	L	80-104	
2/7/76	A	L	91-102	
2/21/76	H	W	69-67	
▲ 3/4/76 (OT)	N	L	78-80	
2/5/77 (OT)	H	L	64-65	
2/19/77	A	L	72-85	
1/4/78	A	W	88-78	
2/18/78	H	W	81-70	
▲ 3/2/78	N	W	81-69	
2/3/79	H	W	87-78	
2/16/79	A	L	68-70	
2/2/80	A	L	82-101	
2/16/80	H	W	66-61	
▲ 3/1/80	N	W	73-72	
1/10/81	A	L	79-94	
2/7/81	H	W	55-54	
▲ 3/5/81	N	L	53-56	
1/9/82	H	L	36-40	
2/6/82	A	L	60-77	
1/15/83	A	W	86-67	
2/21/83	H	L	90-101	
1/14/84	H	L	75-81	
2/11/84	A	W	89-84	
▲ 3/11/84	N	L	62-74	
1/14/85 (OT)	A	L	76-78	
2/9/85	H	W	70-62	
▲ 3/8/85	N	W	86-73	
1/4/86	A	W	81-75	
1/25/86	H	W	80-68	
1/14/87	A	W	85-61	
2/7/87	H	W	76-67	
1/16/88	H	L	69-72	
2/13/88	A	W	90-83	
1/14/89	A	W	82-72	
2/11/89	H	W	86-60	
1/13/90	H	W	91-80	
2/10/90 (OT)	A	W	114-111	
▲ 3/9/90	N	W	104-84	
1/12/91	A	W	94-78	
2/9/91	H	W	101-81	
1/8/92	A	W	83-66	
2/20/92	H	W	91-89	
▲ 3/13/92	N	W	94-87	
1/30/93	A	W	78-62	
3/3/93	H	W	95-79	
1/29/94	H	W	75-62	
3/2/94	A	W	73-69	
1/28/95	A	L	72-74	
3/1/95	H	L	92-94	
1/28/96	H	W	83-73	
2/28/96	A	W	77-75	
▲ 3/8/96	N	L	69-82	
1/26/97	A	L	70-74	
2/27/97	H	W	81-69	
1/3/98	A	W	104-72	
1/29/98	H	W	86-59	
1/3/99	A	W	82-64	
2/3/99	H	W	95-77	
1/9/00	A	W	80-70	
2/9/00	H	L	87-98	
▲ 3/12/00	N	W	81-68	
1/27/01 (OT)	A	W	98-96	
2/27/01	H	L	80-91	
▲ 3/10/01	N	W	84-82	
■ 3/31/01	N	W	95-84	
1/17/02	H	W	99-78	
2/17/02	A	L	73-87	
1/18/03	A	L	72-87	
2/19/03	H	W	75-70	
1/21/04	A	W	68-60	
2/22/04	H	W	86-63	
▲ 3/14/04 (OT)	N	L	87-95	

1/26/05	H	L	66-75	
2/12/05 (OT)	A	L	92-99	
1/11/06	H	W	76-52	
2/11/06	A	W	96-88	
2/11/07	A	L	60-72	
2/28/07	H	L	77-85	
1/27/08	A	W	93-84	
2/13/08	H	W	77-65	
1/24/09	H	W	85-44	
2/25/09	A	W	78-67	
▲ 3/14/09	N	W	67-61	
2/13/10	H	W	77-56	
3/3/10	A	L	72-79	
1/9/11	H	W	71-64	
2/2/11	A	W	80-62	
▲ 3/11/11	N	W	87-71	
1/25/12	A	W	74-61	
2/11/12	H	W	73-55	
1/26/13	H	W	84-64	
2/16/13	A	L	81-83	
▲ 3/15/13	N	L	74-83	
2/15/14	H	W	69-67	

MASSACHUSETTS				
Duke leads 1-0				
12/12/83	H	W	88-56	

MEMPHIS				
Duke leads 1-0				
11/25/05	N	W	70-67	

MERCER				
Duke leads 3-2				
1924	W	29-25		
1924	L	18-31		
1929	W	47-43		
12/21/97	H	W	126-64	
■ 3/21/14	N	L	71-78	



# MEDIA GUIDE

## MONMOUTH

### Duke leads 2-0

12/28/95	H	W	69-53
■ 3/15/01	N	W	95-52

## MONTANA

### Duke leads 1-0

11/23/09	H	W	78-58
----------	---	---	-------

## MURRAY STATE

### Duke leads 1-0

■ 3/14/97	N	W	71-68
-----------	---	---	-------

## NAVY

### Duke leads 28-13

1929	L	38-49
1930	A	W 47-29
1931	W	41-27
1/15/32	A	L 25-36
1/17/33	A	L 22-44
1/13/34	A	W 29-23
3/6/35 (OT)	A	L 38-44
1/9/37	A	W 33-29
1/8/38	A	L 30-43
1/14/39	A	W 44-37
1/10/40	A	W 40-27
2/8/41	H	L 32-34
1/17/42	A	W 41-31
2/20/43	A	W 58-48
1/29/44	A	L 42-45
1/27/45	A	L 43-54
1/26/46	A	L 40-51
2/1/47	H	L 48-61
2/4/48	A	L 46-56
2/2/49	A	W 55-42
2/4/50	H	W 68-53
2/17/51	A	L 60-85
2/9/52 (OT)	A	W 70-68
1/31/53	H	W 78-73
12/30/53	N	W 98-83
1/30/54	A	W 82-65
2/12/55	A	W 71-56
2/18/56	H	W 93-70
2/2/57 (OT)	A	L 69-71
2/19/58	A	W 77-63
2/14/59	H	W 64-63
12/19/59	N	W 76-71
2/6/60	A	W 58-48
1/3/61	N	W 78-63
2/18/61	A	W 75-73
2/17/62	H	W 91-72
1/9/63	A	W 85-70
2/1/64	H	W 121-63
12/10/64 (OT)	N	W 93-87
12/30/83	N	W 90-79
■ 3/23/86	N	W 71-50

## NEW HAMPSHIRE

### Duke leads 1-0

12/29/82	H	W	84-48
----------	---	---	-------

## NEW MEXICO STATE

### Duke leads 1-0

11/12/07	H	W	86-61
----------	---	---	-------

## NEW ORLEANS

### Duke leads 1-0

12/28/80	N	W	77-63
----------	---	---	-------

## NEW YORK UNIVERSITY

### Series tied 5-5

1/9/47 (2OT)	A	L 61-64
1/8/48	A	L 56-77
2/4/49	H	W 73-44
1/12/50	N	L 64-80
2/3/51	H	L 73-79
1/10/52	N	W 74-72
2/5/53	H	W 89-82
1/4/58	A	W 67-60
■ 3/12/60	N	L 59-74
■ 3/15/63	N	W 81-76

## NEWBERRY

### Duke leads 1-0

1923	W	40-33
------	---	-------

## NORTH CAROLINA

### Duke trails 114-139

1/24/20	H	L 25-36
3/1/20	A	W 19-18
1/26/21	H	W 25-22
2/23/21	H	L 12-44
3/5/21	N	L 18-55
2/4/22	A	L 22-38
3/7/22	H	L 23-29
2/3/23	H	L 19-20
2/17/23	A	L 32-35
1/31/24	A	L 20-31
2/19/24	H	L 20-23
1/24/25	H	L 21-25
2/14/25	A	L 18-34
1/23/26	A	L 22-38
2/20/26	H	L 21-44
1/31/27	H	L 33-40
2/22/27	A	L 21-35
2/4/28	A	L 14-27
2/11/28	H	L 23-32
2/2/29	H	W 36-20
2/16/29	A	L 24-27
3/2/29	N	W 34-17
2/1/30	A	W 35-14
2/15/30	H	W 37-36
1/31/31	H	W 30-18
2/14/31	A	W 34-23
1/30/32	A	L 20-37
2/13/32	H	W 24-18
1/31/33	H	W 36-32
2/11/33	A	W 31-24
2/3/34	A	L 21-25
2/16/34	H	L 25-30
3/2/34	N	W 21-18
2/5/35	H	W 33-27
2/16/35	A	L 20-24
2/6/36 (OT)	A	W 36-34
2/21/36	H	L 28-30
2/12/37	A	L 35-41
2/25/37	H	L 32-37
3/4/37	N	L 30-34
2/12/38	A	L 24-34
2/25/38	H	W 39-33
2/10/39	A	L 32-37
2/24/39	H	W 41-38
2/10/40	A	W 50-44
2/22/40	H	L 27-31
3/2/40	N	L 23-39
2/7/41	A	L 33-51
2/20/41	H	W 35-33
2/27/41	N	W 38-37
2/7/42	A	W 52-40
2/27/42 (OT)	H	W 41-40
2/6/43	A	W 51-39
2/26/43	H	W 43-24
1/18/44	H	L 33-37
2/5/44	A	W 41-40
2/10/44	H	L 30-39
2/26/44	N	W 44-27
1/20/45	A	W 50-41
2/14/45	H	L 38-50
2/24/45	N	L 38-49
1/9/46 (OT)	A	W 51-46
2/16/46	H	L 44-54
2/11/47	A	L 28-49
2/28/47	H	L 47-57
2/7/48	A	L 42-48
2/27/48	H	W 56-45
2/5/49	A	L 34-64
2/25/49	H	L 40-64
12/29/49	N	L 52-59
2/17/50	A	L 55-58
2/24/50	H	L 46-64
12/29/50	N	W 71-63
2/2/51	A	L 68-71
2/23/51	H	W 84-72
12/5/51	H	W 77-59
2/1/52	A	W 73-66
2/29/52	H	W 94-64

2/6/53	A	W 95-89
2/27/53	H	W 83-58
2/4/54	H	W 63-47
2/20/54	A	W 67-63
12/29/54	N	L 52-65
2/4/55	A	W 91-68
2/25/55	H	W 96-74
12/30/55	N	L 64-74
2/4/56	H	W 64-59
2/24/56	A	L 65-73
12/28/56	N	L 71-87
2/9/57	A	L 73-75
3/1/57	H	L 72-86
12/27/57	N	L 62-76
2/8/58	A	W 91-75
2/28/58	H	W 59-46
2/6/59	H	L 80-89
2/28/59	A	L 62-72
▲ 3/6/59	N	L 71-74
12/29/59	N	L 53-75
2/13/60	A	L 58-84
2/27/60	H	L 50-75
▲ 3/4/60	N	W 71-69
12/31/60	N	L 71-76
2/4/61	H	W 81-77
2/25/61 (OT)	A	L 66-69
2/3/62	H	W 79-57
2/24/62	A	W 82-74
2/2/63	A	W 77-69
2/23/63	H	W 106-93
1/11/64	H	W 84-64
2/29/64	A	W 104-69
▲ 3/6/64	N	W 65-49
1/9/65	H	L 62-65
2/27/65	A	L 66-71
1/8/66	A	W 88-77
2/26/66	H	W 77-63
▲ 3/4/66	N	W 21-20
1/7/67	H	L 56-59
3/4/67	A	L 79-92
▲ 3/11/67	N	L 73-83
1/6/68	A	L 72-75
3/2/68 (3OT)	H	W 87-86
1/4/69	A	L 70-94
3/1/69	H	W 87-81
▲ 3/8/69	N	L 74-85
1/10/70	A	L 78-86
2/28/70	H	W 91-83
12/19/70	N	L 81-83
1/9/71	A	L 74-79
3/6/71	H	W 92-83
● 3/25/71	N	L 67-73
1/22/72	H	W 76-74
3/4/72	A	L 69-93
▲ 3/10/72	N	L 48-63
12/15/72	N	L 86-91
1/20/73	A	L 71-82
3/3/73	H	L 70-72
1/5/74	N	L 75-84
1/19/74	H	L 71-73
3/2/74 (OT)	A	L 92-96
1/3/75 (OT)	N	W 99-96
2/12/75	A	L 70-78
3/1/75	H	L 70-74
1/3/76	N	L 74-77
1/17/76	H	L 87-89
2/28/76	A	L 71-91
1/15/77	A	L 68-77
2/26/77	H	L 71-84
12/2/77	N	L 66-79
1/14/78	H	W 92-84
2/25/78	A	L 83-87
12/2/78	N	W 78-68
1/13/79	A	L 68-74
2/24/79	H	W 47-40
▲ 3/3/79	N	L 63-71
12/1/79	N	W 86-74
1/12/80	H	L 67-82
2/23/80	A	L 71-96
▲ 2/29/80	N	W 75-61
12/5/80	N	L 76-78
1/17/81	A	L 65-80
2/28/81 (OT)	H	W 66-65
1/16/82	H	L 63-73

# 2020-21 DUKE MEN'S BASKETBALL

2/27/82	A	L 66-84
1/22/83	A	L 82-103
3/5/83	H	L 81-105
1/21/84	H	L 73-78
3/3/84 (2OT)	A	L 83-96
▲ 3/10/84	N	W 77-75
1/19/85	A	W 93-77
3/2/85	H	L 68-78
1/18/86	A	L 92-95
3/2/86	H	W 82-74
1/10/87	H	L 77-85
2/26/87	A	L 71-77
1/21/88	A	W 70-69
3/6/88	H	W 96-81
▲ 3/13/88	N	W 65-61
1/18/89	H	L 71-91
3/5/89	A	W 88-86
▲ 3/12/89	N	L 74-77
1/17/90	A	L 60-79
3/4/90	H	L 75-87
1/19/91	H	W 74-60
3/3/91	A	W 83-77
▲ 3/10/91	N	L 74-96
2/5/92	A	L 73-75
3/8/92	H	W 89-77
▲ 3/15/92	N	W 94-74
2/3/93	H	W 81-67
3/7/93	A	L 69-83
2/3/94	A	L 78-89
3/5/94	H	L 77-87
2/2/95 (2OT)	H	L 100-102
3/4/95	A	L 86-99
1/31/96	A	L 72-73
3/3/96	H	L 78-84
1/29/97	H	W 80-73
3/2/97	A	L 85-91
2/5/98	A	L 73-97
2/28/98	H	W 77-75
▲ 3/8/98	N	L 68-83
1/27/99	H	W 89-77
2/27/99	A	W 81-61
▲ 3/7/99	N	W 96-73
2/3/00 (OT)	A	W 90-86
3/4/00	H	W 90-76
2/1/01	H	L 83-85
3/4/01	A	W 95-81
▲ 3/11/01	N	W 79-53
1/31/02	A	W 87-58
3/3/02	H	W 93-68
▲ 3/8/02	N	W 60-48
2/5/03	H	W 83-74
3/9/03	A	L 79-82
▲ 3/15/03	N	W 75-63
2/5/04 (OT)	A	W 83-81
3/6/04	H	W 70-65
2/9/05	H	W 71-70
3/6/05	A	L 73-75
2/7/06	A	W 87-83
3/4/06	H	L 76-83
2/7/07	H	L 73-79
3/4/07	A	L 72-86
2/6/08	A	W 89-78
3/8/08	H	L 68-76
2/11/09	H	L 87-101
3/8/09	A	L 71-79
2/10/10	A	W 64-54
3/6/10	H	W 82-50
2/9/11	H	W 79-73
3/5/11	A	L 67-81
▲ 3/13/11	N	W 75-58
2/8/12	A	W 85-84
3/3/12	H	L 70-88
2/13/13	H	W 73-68
3/9/13	A	W 69-53
2/20/14	A	L 66-74
3/8/14	H	W 93-81
2/18/15 (OT)	H	W 92-90
3/7/15	A	W 84-77
2/17/16	A	W 74-73
3/5/16	H	L 72-76
2/9/17	H	W 86-78
3/4/17	A	L 83-90
▲ 3/10/17	N	W 93-83
2/8/18	A	L 78-82

3/3/18	H	W 74-64
▲ 3/9/18	N	L 69-74
2/20/19	H	L 72-88
3/9/19	A	L 70-79
▲ 3/15/19	N	W 74-73
2/8/20 (OT)	A	W 98-96
3/7/20	H	W 89-76

At Cameron Indoor: Duke leads 46-37

At Dean E. Smith Center: Duke trails 16-19

In ACC Tournament: Duke leads 14-9

Longest Duke win streak: 8 (2/23/51-2/20/54)

Longest UNC win streak: 16 (2/23/21-2/11/28)

Biggest Duke win: 104-69 (2/29/64)

Biggest Duke loss: 19-55 (3/5/1921)

Duke under Mike Krzyzewski: 49-44

## NORTH CAROLINA A&T

### Duke leads 8-0

● 3/12/81	H	W 79-69
12/19/94	H	W 99-56
1/20/98	A	W 101-66
12/20/98	H	W 88-53
12/19/99	H	W 101-60
12/30/00	H	W 108-73
12/16/01	H	W 93-51
12/17/02	N	W 91-57

## NORTH CAROLINA ASHEVILLE

### Duke leads 2-0

12/17/08	H	W 9
----------	---	-----

2020-21 DUKE MEN'S BASKETBALL

1928	W	32-29
2/20/28	L	27-37
1929	L	26-40
1929	W	32-22
1929	N	L 35-43
1930	W	35-31
1930	W	33-26
1931	L	19-24
1931	L	23-26
1/23/32	H	W 28-18
2/16/32	A	W 25-21
1/21/33	A	W 36-29
2/14/33	H	L 28-40
1/17/34	A	W 33-29
2/24/34	H	W 41-34
1/15/35	A	L 25-28
2/23/35	H	W 35-28
1/25/36	A	L 33-36
2/25/36	H	L 29-32
1/23/37	A	L 27-30
2/20/37 (OT)	H	W 36-33
2/2/38	A	W 40-28
2/19/38	H	L 45-49
3/3/38	N	W 44-33
1/31/39	H	W 43-37
2/20/39	A	W 29-26
3/1/39	N	L 39-40
2/1/40	A	W 57-27
2/19/40	H	W 46-37
1/30/41	H	L 38-39
2/17/41	A	W 44-37
1/31/42	H	W 40-28
2/16/42	A	W 53-48
3/7/42	N	W 45-34
1/30/43	H	W 60-47
2/17/43	A	W 53-32
2/1/44	A	W 60-36
2/12/44	H	W 53-32
2/25/44	N	W 40-32
1/30/45	H	W 48-38
2/17/45	A	W 47-40
1/11/46	A	W 46-34
2/2/46	H	W 56-33
2/28/46 (OT)	N	W 44-38
1/18/47	H	W 60-53
2/18/47	A	L 57-83
2/14/48	H	L 43-44
2/18/48	A	L 37-70
3/6/48	H	L 50-58
1/15/49	H	L 52-53
2/11/49	A	L 44-47
1/7/50	H	W 58-55
2/14/50	A	L 50-68
3/4/50	H	L 47-67
1/6/51 (OT)	H	L 71-77
2/10/51	A	L 65-75
3/3/51	N	L 63-67
1/5/52 (2OT)	H	L 70-72
2/12/52	A	W 71-58
3/8/52	N	L 68-77
1/10/53	H	L 64-82
2/14/53	A	W 84-82
1/9/54	H	W 87-85
2/9/54	A	W 90-89
▲ 3/5/54	N	L 75-79
1/8/55	H	L 91-96
2/15/55	A	L 78-84
▲ 3/5/55	N	L 77-87
1/7/56	H	W 68-58
2/14/56	A	L 81-90
▲ 3/2/56	N	L 79-91
12/29/56	N	L 80-102
1/5/57	H	W 92-85
2/12/57	A	L 72-79
1/11/58 (2OT)	H	W 76-75
2/11/58	A	W 65-48
1/10/59	H	L 60-67
2/10/59	A	L 72-80
1/9/60	H	W 47-34
2/9/60	A	L 53-63
1/7/61	H	W 81-67
2/7/61	A	L 59-61
1/6/62	H	L 60-61
2/6/62	A	L 55-71

1/5/63	H	W 78-52
2/9/63	A	W 56-55
▲ 3/1/63	N	W 82-65
1/4/64	H	W 91-70
2/5/64	A	W 66-48
▲ 3/5/64	N	W 75-44
2/3/65	A	W 84-74
2/9/65 (OT)	H	W 78-67
▲ 3/6/65	N	L 85-91
1/29/66	H	W 84-77
2/10/66	A	W 78-74
▲ 3/5/66	N	W 71-66
1/28/67	H	W 99-60
2/8/67	A	W 69-65
1/27/68	H	W 82-76
2/28/68	A	W 71-61
▲ 3/8/68	N	L 10-12
1/25/69	H	L 74-77
2/26/69	A	L 73-88
1/24/70	H	L 76-77
2/25/70	A	W 71-69
1/13/71	H	L 89-93
2/24/71	A	W 82-78
▲ 3/1/71	N	L 61-68
12/17/71	N	L 62-67
1/12/72	A	L 58-85
2/23/72 (OT)	H	W 74-73
▲ 3/9/72	N	W 73-60
1/10/73	A	L 87-94
2/21/73	H	L 50-74
2/4/74	H	L 78-92
2/20/74	A	L 87-113
1/27/75	H	L 71-95
2/19/75	A	L 78-92
1/2/76	N	L 95-104
1/24/76	A	L 101-106
2/18/76	H	L 95-96
1/12/77	N	W 84-82
1/22/77	H	L 78-79
2/16/77	A	L 74-92
1/7/78	A	L 50-74
2/15/78	H	W 76-64
12/1/78	N	W 65-63
1/21/79	A	W 75-69
1/14/79	H	W 66-48
▲ 3/2/79	N	W 62-59
1/19/80	H	W 67-56
2/13/80	A	L 59-76
▲ 2/28/80	N	W 68-62
12/6/80	N	L 60-74
1/21/81	A	W 56-47
2/19/81	H	L 51-52
1/20/82	H	W 49-48
2/16/82	A	L 56-72
1/26/83	A	L 79-94
2/23/83	H	L 79-96
1/26/84	H	L 76-79
2/23/84 (OT)	A	W 73-70
1/23/85	A	L 71-89
2/20/85	H	L 66-70
1/11/86	H	W 74-64
2/15/86	A	W 72-70
1/21/87	A	L 74-87
2/19/87	H	W 66-50
▲ 3/6/87 (OT)	N	L 64-71
2/6/88	H	L 74-77
2/24/88	A	L 78-89
▲ 3/12/88	N	W 73-71
1/26/89	A	L 73-88
2/23/89	H	W 86-65
1/24/90 (OT)	H	W 85-82
2/21/90	A	L 71-76
1/23/91	A	L 89-95
2/20/91	H	W 72-65
▲ 3/9/91	N	W 93-72
1/15/92	H	W 110-75
2/16/92	A	W 71-63
1/21/93	H	W 92-56
2/21/93	A	W 91-82
1/20/94	A	W 92-65
2/20/94	H	W 85-58
1/18/95	H	L 60-77
2/18/95	A	L 79-84
▲ 3/9/95	N	W 83-70

1/18/96	A	W 71-70
2/17/96 (OT)	H	W 79-76
1/21/97	A	W 70-55
2/18/97	H	W 80-51
▲ 3/7/97	N	L 60-66
1/7/98	H	W 64-50
2/8/98	A	W 65-49
12/5/98	H	W 89-69
1/30/99	A	W 80-61
▲ 3/6/99	N	W 83-68
1/19/00 (OT)	H	W 92-88
2/19/00	A	W 71-66
1/10/01	A	W 84-78
2/5/01	H	W 101-75
▲ 3/9/01	N	W 76-61
1/13/02	A	W 76-57
2/14/02	H	W 108-71
▲ 3/10/02	N	W 91-61
1/22/03	A	L 71-80
2/22/03	H	W 79-68
▲ 3/16/03	N	W 84-77
1/15/04	H	W 76-57
2/15/04	A	L 74-78
1/13/05	A	W 86-74
▲ 3/12/05	N	W 76-69
1/18/06	H	W 81-68
1/20/07	A	W 79-56
▲ 3/9/07 (OT)	N	L 80-85
1/31/08	H	W 92-72
3/1/08	A	W 87-86
1/20/09	H	W 73-56
1/20/10	A	L 74-88
1/19/11	A	W 92-78
2/5/11	H	W 76-52
2/16/12	H	W 78-73
1/12/13	A	L 76-84
2/7/13	H	W 98-85
1/18/14	H	W 95-60
▲ 3/15/14	N	W 75-67
1/11/15	A	L 75-87
▲ 3/12/15	N	W 77-53
1/23/16	A	W 88-78
2/6/16	H	W 88-80
▲ 3/9/16	N	W 92-89
1/23/17	H	L 82-84
1/6/18	A	L 85-96
2/16/19	H	W 94-78
2/19/20	A	L 66-88
3/2/20	H	W 88-69

At Cameron Indoor: Duke leads 52-26

At PNC Arena: Duke leads 8-7

In ACC Tournament: Duke leads 17-9

Longest Duke win streak: 15 (1941-1/18/47)

Longest NCSU win streak: 9 (1/10/73-2/18/76)

Biggest Duke win: 99-60 (1/28/67)

Biggest Duke loss: 37-70 (2/18/48)

Duke under Mike Krzyzewski: 56-25

NORTH CAROLINA WILMINGTON

Duke leads 2-0

2/8/82 (OT)	H	W 67-57
■ 3/17/16	N	W 93-85

NORTHEASTERN

Duke leads 4-0

12/7/92	H	W 103-72
11/27/93	H	W 86-72
11/26/94	H	W 93-70
12/30/95	A	W 87-56

NORTH DAKOTA STATE

Duke leads 1-0

■ 3/22/19	N	W 85-62
-----------	---	---------

NORTHWESTERN

Duke leads 7-0

12/29/70	N	W 93-87
12/19/84	A	W 76-55
12/30/85	H	W 78-55
12/30/86	H	W 106-55
12/3/87	A	W 79-57
12/3/88	H	W 86-62
12/2/89	A	W 103-77

NOTRE DAME

Duke leads 26-7

2/20/65	N	W 101-88
12/31/65	N	W 95-73
2/25/67	N	W 77-65
2/10/68	N	W 73-67
2/17/73	H	W 86-74
2/9/74	A	L 68-87
■ 3/25/78	N	W 90-86
2/16/85	N	W 81-69
2/16/86	H	W 75-74
2/15/87 (OT)	A	L 66-70
2/7/88	H	W 70-61
2/5/89	A	W 102-80
2/4/90	H	W 88-76
11/23/90	N	W 85-77
2/2/91	A	W 90-77
2/1/92	H	W 100-71
2/6/93	A	W 67-50
1/26/94	H	W 74-72
1/24/95	A	W 87-74
11/26/98	N	W 111-82
■ 3/16/02	N	W 84-77
1/4/14	A	L 77-79
1/28/15	A	L 73-77
2/7/15	H	W 90-60
▲ 3/13/15	N	L 64-74
1/16/16	H	L 91-95
▲ 3/10/16 (OT)	N	L 79-84
1/30/17	A	W 84-74
▲ 3/11/17	N	W 75-69
1/29/18	H	W 88-66
▲ 3/8/18	N	W 88-70
1/28/19	A	W 83-61
2/15/20	H	W 94-60

At Cameron Indoor: Duke leads 9-1

At Purcell Pavilion: Duke leads 6-4

In ACC Tournament: Tied 2-2

Longest Duke win streak: 11 (2/16/85-3/16/12)

Longest ND win streak: 3 (3/31/15-3/10/16)

Biggest Duke win: 94-60 (2/15/20)

Biggest Duke loss: 68-87 (2/9/74)

Since Joining the ACC (2013-14): 7-5

Duke under Mike Krzyzewski: 19-6

OHIO STATE

Duke leads 4-3

12/6/63	N	W 76-75
12/30/64 (2OT)	A	W 94-89
12/29/66	N	L 82-83
12/29/78 (OT)	N	L 84-90
12/3/02	N	W 91-76
11/29/11	A	L 63-85
11/28/12	H	W 73-68

OHIO UNIVERSITY

Duke leads 1-0

12/7/83	H	W 82-63
---------	---	---------

OKLAHOMA

Duke leads 4-0

2/22/86	H	W 93-84
12/22/90	A	W 90-85
1/4/93 (OT)	H	W 88-84
12/18/04	N	W 78-67

OKLAHOMA CITY

Duke leads 1-0

● 3/14/68	N	W 97-81
-----------	---	---------

OKLAHOMA STATE

Series tied 1-1

12/19/39	A	L 41-51
■ 3/15/98	N	W 79-73

OLD DOMINION

Duke leads 2-0

3/15/86	N	W 89-61
11/23/95	N	W 75-55

OREGON

Series tied 1-1

11/27/10	N	W 98-71
■ 3/24/16	N	L 68-82

MEDIA GUIDE

OREGON STATE

Duke leads 2-0

12/28/53	N	W 71-61
3/23/63	N	W 85-63

PACIFIC

Duke leads 2-0

12/29/83	N	W 68-66
11/27/03	N	W 82-69

PENNSYLVANIA

Duke leads 10-6

1940	A	L 35-49
2/13/43	A	L 48-49
3/8/50	A	L 50-68
1/3/51	A	L 76-85
1/2/52	H	W 62-52
12/30/52	N	L 80-97
12/16/55	A	W 98-80
12/19/58	A	W 66-57
12/7/71 (OT)	H	L 49-5

# MEDIA GUIDE

## PORTLAND STATE

### Duke leads 2-0

12/30/97	H	W	89-39
11/23/17	N	W	99-81

## PRESBYTERIAN

### Duke leads 3-0

11/10/08	H	W	80-49
11/12/11	H	W	96-55
11/14/14	H	W	113-44

## PRINCETON

### Duke leads 19-1

1/14/36	A	W	40-26
1/4/39	H	W	46-33
1/6/40	H	W	36-27
12/31/52	N	W	74-59
■ 3/8/60	N	W	84-60
12/28/62	H	W	85-74
12/19/67	H	W	85-79
12/7/68	N	W	81-62
12/1/70	N	W	79-75
1/26/74	A	W	73-65
12/21/74	N	W	66-57
1/25/75	H	W	90-73
12/5/79	H	W	81-45
12/2/81	A	L	55-72
11/14/00	H	W	87-50
12/17/03	H	W	69-51
1/5/05	H	W	59-46
11/19/07	N	W	83-61
11/14/10	H	W	97-60
12/18/18	H	W	101-50

## PROVIDENCE

### Series tied 1-1

12/22/79	N	W	82-78
■ 3/16/97	N	L	87-98

## PURDUE

### Duke trails 3-4

12/28/72	N	L	77-82
■ 3/15/80	N	L	60-68
● 3/20/81	A	L	69-81
■ 3/26/94	N	W	69-60
11/29/03	N	L	68-78
12/2/08	A	W	76-60
■ 3/26/10	N	W	70-57

## RADFORD

### Duke leads 2-0

■ 3/13/98	N	W	99-63
11/21/09	H	W	104-67

## RANDOLPH-MACON

### Duke leads 2-0

1931		W	48-18
12/12/36	A	W	40-25

## RHODE ISLAND

### Duke leads 5-0

■ 3/12/78	N	W	63-62
■ 3/24/88	N	W	73-72
11/16/09	H	W	82-79
11/20/16	N	W	75-65
■ 3/17/18	N	W	87-62

## RICE

### Duke leads 1-0

12/30/76	N	W	87-77
----------	---	---	-------

## RICHMOND

### Duke leads 8-2

1923		W	30-22
2/7/25	A	L	25-35
1926		L	30-42
2/11/36	A	W	31-27
12/11/36	A	W	38-35
1/11/38	H	W	32-24
12/30/71	H	W	54-52
1/24/73	A	W	70-66
12/11/76	H	W	65-63
■ 3/16/90	N	W	81-46

## RIDER

### Duke leads 1-0

12/18/41	H	W	55-29
----------	---	---	-------

## ROANOKE

### Series tied 1-1

1914	H	W	42-15
1915		L	19-31

## ROBERT MORRIS

### Duke leads 1-0

■ 3/20/15	N	W	85-56
-----------	---	---	-------

## RUTGERS

### Duke leads 3-0

1/27/81	A	W	53-51
1/6/82	H	W	80-61
12/12/92	N	W	88-79

## ST. BONAVENTURE

### Duke trails 0-1

● 3/27/71 (OT)	N	L	88-92
----------------	---	---	-------

## SAINT FRANCIS (PA.)

### Duke leads 1-0

12/5/17	H	W	124-67
---------	---	---	--------

## ST. JOHN'S

### Duke leads 17-7

2/4/38	A	L	28-44
12/30/78	N	L	66-69
■ 3/11/79	N	L	78-80
11/29/85	N	W	71-70
■ 3/18/90	N	W	76-72
■ 3/24/91	N	W	78-61
12/5/91	N	W	91-81
1/24/99 (OT)	A	L	92-88
2/26/00	H	L	82-83
2/18/01	A	W	91-59
2/24/02	H	W	97-55
3/2/03	A	L	71-72
12/6/03	H	W	79-58
2/26/05	A	W	58-47
12/21/05	H	W	70-57
2/25/07	A	W	67-50
2/23/08	H	W	86-56
2/19/09	A	W	76-69
12/5/09	H	W	80-71
1/30/11	A	L	78-93
1/28/12	H	W	83-76
1/25/15	A	W	77-68
2/3/18	A	L	77-81
2/2/19	H	W	91-61

## ST. JOSEPH'S

### Duke leads 10-0

■ 3/11/60	N	W	58-56
■ 3/16/63	N	W	73-59
■ 3/11/66	N	W	76-74
2/14/76	A	W	85-73
2/12/77	H	W	72-62
12/29/77	N	W	74-61
12/1/84	H	W	59-46
1/13/86	A	W	87-66
1/7/87	H	W	93-83
11/20/96	H	W	89-60

## ST. LOUIS

### Duke leads 4-0

11/26/84	A	W	97-64
1/8/86	H	W	84-58
1/14/88	H	W	69-53
12/11/00	H	W	84-47

## ST. PETER'S

### Duke trails 0-2

● 3/18/68	N	L	71-100
12/27/71	N	L	74-77

## SAN DIEGO STATE

### Duke leads 3-0

12/29/01	H	W	92-79
■ 3/22/15	N	W	68-49
11/19/18	N	W	90-64

## SAMFORD

### Duke leads 1-0

2/9/24		W	38-16
--------	--	---	-------

## SAN FRANCISCO

### Series tied 1-1

12/9/72	N	L	68-72
1/26/93	H	W	117-73

## SAN JOSE STATE

### Duke leads 1-0

12/31/06	H	W	70-51
----------	---	---	-------

## SANTA CLARA

### Duke leads 3-0

12/26/70	H	W	86-80
12/8/72	N	W	69-65
12/29/12	H	W	90-77

## SETON HALL

### Duke leads 7-1

12/26/57	N	W	69-62
2/23/61	A	W	112-78
2/27/71	A	W	89-61
■ 4/1/89	N	L	78-95
■ 3/26/92	N	W	81-69
11/19/01	N	W	80-79
■ 3/20/04	N	W	90-62
11/16/05	H	W	93-40

## SIENA

### Duke leads 1-0

11/13/15	H	W	92-74
----------	---	---	-------

## SOUTH CAROLINA

### Duke leads 57-20

1914	H	W	46-13
1/13/21	H	W	40-12
1/13/22	H	W	41-25
1924		L	19-36
1924		W	43-24
1926		W	36-22
1/12/28	W		39-32
1929		W	45-35
1929		W	44-39
1930		W	33-26
1931		W	44-16
2/18/33	A	L	23-46
2/26/33	N	L	21-33
2/20/34	H	L	23-28
12/17/34	A	L	23-24
2/21/35	H	W	37-34
12/17/36	A	W	45-35
1/7/37	H	W	52-24
12/15/37	A	L	26-32
1/12/38	H	W	42-34
3/1/41	N	W	53-30
2/4/44	H	W	46-40
1/24/46	A	W	52-36
1/23/46	H	W	55-33
3/16/47	N	L	54-56
3/3/48	N	W	63-48
12/20/49	A	L	44-54
1/17/50	H	W	79-60
3/2/50	N	W	53-41
1/1/51	H	W	60-58
1/30/51	A	L	62-82
2/23/52	A	W	96-82
1/7/53	A	W	76-67
2/21/53	H	W	98-68
1/4/54	A	W	89-69
2/23/54	H	W	89-55
12/10/54	H	W	95-55
1/12/55	A	W	82-64
▲ 3/3/55	N	W	83-67
12/9/55	H	W	82-68
1/10/56	A	W	63-52
12/5/56	N	W	104-76
2/23/57	H	W	94-81
▲ 3/7/57	N	L	81-84
12/17/57	A	L	51-62
2/3/58	H	W	61-49
12/15/58	H	W	68-61
2/3/59	A	W	80-72

# 2020-21 DUKE MEN'S BASKETBALL

12/12/59	A	W	72-70
1/30/60	H	W	79-65
▲ 3/3/60	N	W	82-69
12/12/60	H	W	107-79
1/31/61	A	W	107-94
▲ 3/3/61	N	W	92-75
12/13/61	A	W	76-69
1/30/62	H	W	89-73
12/4/62	H	W	95-63
1/29/63	A	W	88-70
12/16/63	A	W	77-70
1/30/64	H	W	80-67
12/12/64	H	W	111-72
2/17/65	A	W	87-59
▲ 3/4/65	N	W	62-60
12/6/65	A	L	71-73
2/14/66	H	W	41-38
▲ 3/10/67	N	W	69-66
1/30/68	A	L	80-83
2/24/68	H	L	50-56
2/1/69	A	L	57-64
2/8/69	H	L	72-82
▲ 3/7/69	N	W	68-59
1/31/70	H	L	55-67
2/14/70	A	L	65-82
12/12/70	A	L	78-98
2/1/71	H	W	82-71
11/20/01	N	W	81-56
■ 3/19/17	N	L	81-88

## SOUTH CAROLINA STATE

### Duke leads 7-0

■ 3/16/89	N	W	90-69
12/6/93	H	W	97-61
1/2/95	H	W	107-61
12/4/95	H	W	84-64
1/2/97	H	W	104-54
12/1/97	H	W	98-40
11/21/98	H	W	120-56

## SOUTH DAKOTA

### Duke leads 1-0

12/2/17	H	W	96-80
---------	---	---	-------

## SOUTH FLORIDA

### Duke leads 3-0

1/11/75	H	W	95-86
12/2/80	A	W	83-72
12/5/83	H	W	95-66

## SOUTHERN

### Duke leads 2-0

■ 3/16/06	N	W	70-54
11/17/17	H	W	78-61

## SOUTHERN CALIFORNIA

### Duke leads 4-2

12/29/52	N	L	69-87
12/10/77 (OT)	A	L	81-87
12/13/78	H	W	79-65
12/29/84	N	W	75-73
11/27/99	N	W	81-68
■ 3/24/01	N	W	79-69

## SOUTHERN ILLINOIS

### Duke leads 3-1

● 3/13/67	N	L	63-72
2/8/68	N	W	78-54
■ 3/18/93	N	W	105-70
11/20/08	N	W	83-58

## SMU

### Duke leads 3-1

12/8/77	A
---------	---



2020-21 DUKE MEN’S BASKETBALL

TENNESSEE				
Duke leads 8-7				
1911		W		51-25
1931		L		25-36
2/8/32 (OT)	A	L		31-32
1/5/42	H	W		37-35
12/19/42	A	L		33-51
1/4/47	A	L		47-53
1/3/48	H	L		58-62
12/13/52	A	W		89-82
12/5/54	H	W		101-61
1/25/64 (2OT)	N	W		67-65
● 3/22/71	N	W		78-64
12/13/75	H	L		80-86
12/7/76	A	W		81-78
12/29/80	N	L		69-90
11/21/11	N	W		77-67

TENNESSEE-MARTIN				
Duke leads 1-0				
11/20/04	H	W		88-46

TENNESSEE STATE				
Duke leads 1-0				
12/19/16	H	W		65-55

TEXAS				
Duke leads 5-0				
11/22/00	N	W		95-69
12/20/03	N	W		89-61
12/10/05	N	W		97-66
■ 3/21/09	N	W		74-69
11/24/17 (OT)	N	W		85-78

TEXAS A&M				
Duke leads 1-0				
■ 3/12/87	N	W		58-51

TEXAS SOUTHERN				
Duke leads 1-0				
■ 3/18/94	N	W		82-70

TEXAS TECH				
Duke leads 1-0				
12/20/18	N	W		69-58

THE CITADEL				
Duke leads 9-0				
12/14/38	H	W		49-37
1/16/40	H	W		51-40
2/29/40	N	W		40-35
3/5/43	N	W		56-37
2/7/50	H	W		65-39
11/26/88	H	W		93-52
1/3/90	H	W		108-69
1/16/91	A	W		83-50
12/1/93	H	W		78-63

TOLEDO				
Duke leads 2-0				
12/12/04	H	W		82-54
12/29/14	H	W		86-69

TROY				
Duke leads 1-0				
■ 3/17/17	N	W		87-65

TULANE				
Duke leads 2-1				
12/30/50	N	W		74-72
1/7/76	A	L		82-92
1/6/79	N	W		74-64

TULSA				
Duke leads 3-0				
11/27/96	N	W		72-67
■ 3/14/99	N	W		97-56
2/25/10	H	W		70-52

UCLA				
Duke leads 10-6				
12/22/53	N	L		67-72
■ 3/21/64	N	L		83-98
12/10/65	H	W		82-66
12/11/65	N	W		94-75
12/9/66	A	L		54-88
12/10/66	A	L		87-107
■ 3/22/90	N	W		90-81
3/1/92	A	W		75-65
12/28/93	H	W		78-67
2/26/95	A	L		77-100
2/25/96	H	W		85-66
2/23/97	A	L		69-73
2/22/98	H	W		120-84
■ 3/22/01	N	W		76-63
11/30/02	N	W		84-73
12/19/13	N	W		80-63

UNLV				
Series tied 2-2				
12/27/72	A	L		83-89
■ 4/2/90	N	L		73-103
■ 3/30/91	N	W		79-77
12/10/16	N	W		94-45

UTAH				
Duke leads 3-2				
12/28/59	N	W		63-52
■ 3/19/66	N	W		79-77
● 3/14/70	N	L		75-78
■ 3/27/15	N	W		63-57
12/19/15 (OT)	N	L		75-77

UTAH STATE				
Duke leads 1-0				
11/29/15	H	W		85-52

UTAH VALLEY				
Duke leads 1-0				
11/11/17	H	W		99-69

VALPARAISO				
Duke leads 3-0				
2/26/04	H	W		97-63
12/4/04	N	W		93-61
12/18/05	H	W		104-77

VANDERBILT				
Duke leads 10-5				
1931		W		50-44
2/26/32	N	W		44-32
12/1/53	H	W		94-88
12/7/54	A	L		66-71
12/11/62	H	W		90-70
12/11/63 (OT)	A	L		92-97
12/13/66	A	W		97-89
12/16/67	A	L		75-76
12/9/80 (OT)	A	W		72-69
11/28/81 (2OT)	H	L		75-76
12/11/82	A	L		65-74
11/26/83	H	W		78-74
12/4/85	A	W		84-74
12/6/86	H	W		78-66
11/22/96	H	W		86-57

VERMONT				
Duke leads 3-0				
12/30/75	H	W		94-77
12/28/79	H	W		92-67
11/24/13	H	W		91-90

VILLANOVA				
Duke leads 7-4				
1931		L		21-22
■ 3/8/55	N	L		73-74
12/17/55	A	W		86-76
12/14/57	H	W		60-53
12/20/58	A	L		67-74
■ 3/13/64	N	W		87-73
■ 3/19/78	N	W		90-72
12/14/96	A	W		87-79
12/10/97	H	W		94-66
11/17/00	H	W		98-85
■ 3/26/09	N	L		54-77

VIRGINIA				
Duke leads 121-52				
1911	H	L		18-24
1913	A	L		12-33
2/10/14	N	L		21-51
1915	N	L		24-51
1915	A	L		18-52
2/11/16	A	L		31-34
1917	A	W		37-34
1918	A	W		32-25
2/24/19	A	L		16-47
1920	A	L		20-28
2/17/21	A	L		15-34
2/25/21	H	W		24-22
1923	A	L		25-28
1923	H	W		37-24
1927	H	L		24-34
1927	A	W		36-26
1928	A	L		34-44
1929	A	L		23-35
1930	A	W		65-32
1931	A	W		43-31
2/24/33	N	W		38-24
1/20/34	H	W		26-17
1/14/35	H	W		30-20
2/28/35	N	W		39-32
1/11/36	H	W		45-29
2/10/36	A	W		44-28
12/17/44	A	W		56-44
12/15/45	N	W		48-38
12/14/46	N	W		47-34
12/13/47	A	L		39-49
2/19/48	H	W		57-48
12/11/48	A	W		47-37
12/10/49	N	W		82-61
12/9/50	N	W		77-57
1/2/54	H	W		86-64
▲ 3/4/54	N	W		96-68
1/15/55	H	W		109-89
2/22/55	A	W		105-92
▲ 3/4/55 (OT)	N	W		90-77
2/9/56	H	W		74-59
2/21/56	A	W		92-58
2/19/57	A	L		81-90
2/27/57	H	W		81-66
1/30/58	H	W		88-71
2/25/58 (3OT)	A	L		68-70
1/15/59	A	L		67-86
2/20/59	H	W		71-63
2/16/60	H	W		78-66
2/22/60	A	W		79-63
1/11/61 (OT)	A	W		92-90
2/20/61	H	W		77-66
▲ 3/2/61	N	W		89-54
12/10/62	H	W		101-75
2/19/62	A	W		97-71
1/2/63	H	W		82-65
2/13/63	A	W		79-74
▲ 2/28/63	N	W		89-70
12/19/63	H	W		84-73
2/10/64	A	W		80-59
12/19/64	A	W		104-91
2/11/65	H	W		136-72
12/18/65	A	W		75-72
2/12/66	H	W		81-55
12/16/66	H	W		98-82
2/1/67	A	W		100-77
▲ 3/9/67	N	W		99-78
12/13/67	H	W		103-61
2/1/68	A	W		90-78

12/11/68	A	L		75-81
2/17/69	H	W		100-81
▲ 3/6/69	N	W		99-86
12/6/69	H	W		57-45
2/23/70	A	L		57-61
12/5/70	A	L		70-75
2/20/71	H	W		101-69
12/4/71	H	L		77-86
2/19/72	A	W		86-76
1/3/73 (OT)	A	L		74-80
2/13/73	H	W		90-66
▲ 3/8/73	N	L		55-59
12/8/73	A	L		82-104
2/13/74	H	W		88-78
1/18/75	A	L		56-60
2/1/75 (OT)	H	L		85-92
12/6/75	H	W		81-79
2/11/76	A	L		90-94
1/17/77 (OT)	A	W		82-74
2/9/77	H	W		65-49
1/25/78	A	L		73-74
2/8/78	H	W		100-75
1/24/79	A	W		84-66
2/6/79	H	W		64-63
1/23/80	H	L		84-90
2/6/80	A	L		69-73
12/12/80	H	L		79-91
1/31/81	A	L		47-68
12/9/81	A	L		83-92
1/30/82	H	L		65-77
12/8/82	H	L		91-104
2/5/83	A	L		84-105
▲ 3/11/83	N	L		66-109
1/7/84	A	W		78-72
2/4/84	H	W		67-64
12/8/84	H	W		78-65
1/5/85	A	W		63-58
12/7/85	H	W		72-64
2/6/86	A	W		77-65
▲ 3/8/86	N	W		75-70
1/3/87	A	W		70-63
2/4/87	H	W		75-61
1/9/88	A	W		77-59
2/17/88	H	W		73-54
▲ 3/11/88	N	W		60-48
1/7/89	A	W		84-76
2/8/89	H	W		85-66
▲ 3/11/89	N	W		69-58
1/6/90	H	W		76-68
2/8/90	A	L		69-72
1/5/91	A	L		64-81
2/7/91	H	W		86-74
1/2/92	A	W		68-62

## MEDIA GUIDE

### VIRGINIA TECH

#### Duke leads 50-10

2/16/12		W	37-32
1913	H	W	23-16
1915		L	19-29
1921	A	L	
1923		W	34-33
1927		W	31-18
2/7/28	A	W	34-31
1929		W	44-27
2/4/33	A	L	31-35
2/7/34	A	W	45-15
1/26/35	H	W	32-25
2/7/35	A	W	27-19
1/30/36	H	W	40-20
1/17/39	H	W	47-35
2/24/42	H	W	67-50
1/23/43	H	W	78-70
3/1/46	N	W	44-38
2/6/47	H	W	52-40
1/24/48	H	W	52-45
1/11/49	A	L	46-56
1/22/49	H	W	65-52
3/1/51	N	W	64-61
1/6/54	H	W	82-45
2/13/54	A	W	107-53
12/1/64	N	W	98-63
12/1/65	N	W	112-79
12/2/66	N	L	71-85
12/1/67	N	W	74-66
11/30/68	N	W	87-76
12/1/69 (20T)	N	W	66-63
12/15/70	H	W	104-75
1/5/72	N	W	83-73
1/19/76	N	W	79-72
1/2/78	N	W	86-79
1/30/05	H	W	100-65
2/17/05	A	L	65-67
12/4/05	H	W	77-75
1/26/06	A	W	80-67
1/6/07 (OT)	H	L	67-69
1/24/08	A	W	81-64
1/4/09	H	W	69-44
2/28/09	A	W	72-65
2/21/10	H	W	67-55
2/26/11	A	L	60-64
▲ 3/12/11	N	W	77-63
2/2/12	A	W	75-60
2/25/12 (OT)	H	W	70-65
▲ 3/9/12	N	W	60-56
2/21/13	A	W	88-56
3/5/13	H	W	85-57
2/25/14	H	W	66-48
2/25/15 (OT)	A	W	91-86
1/9/16	H	W	82-58
12/31/16	A	L	75-89
2/14/18	H	W	74-52
2/26/18	A	L	63-64
2/26/19	A	L	72-77
■ 3/29/19	N	W	75-73
12/6/19	A	W	77-63
2/22/20	H	W	88-64

At Cameron Indoor: Duke leads 17-1

At Cassell Coliseum: Duke leads 7-5

In ACC Tournament: Duke leads 2-0

Longest Duke win streak: 10 (2/7/34-1/24/48)

Longest VT win streak: 2 (1915-21; 2/26/18-2/26/19)

Biggest Duke win: 107-53 (2/13/54)

Biggest Duke loss: 71-85 (12/2/66); 75-89 (12/31/16)

Since Joining the ACC - 2004-05: Duke leads 20-6

Duke under Mike Krzyzewski: 20-6

### WAGNER

#### Duke trails 0-1

1/5/83	H	L	77-84
--------	---	---	-------

### WAKE FOREST

#### Duke leads 174-79

3/2/06	H	L	10-24
3/16/06	A	L	5-15
1907		L	6-8
1907		L	5-22
1908		L	11-20
1908		L	11-20
1909		W	22-14
1909		L	5-30
1910		L	18-26
1913	H	W	25-10
1913	A	W	16-15
2/12/14	A	L	23-31
1914	H	W	28-14
1915		W	28-27
1915		L	12-23
1916	H	L	26-28
2/25/16	A	L	28-40
1917		W	39-20
1/24/19	H	W	41-20
1921	A	W	27-20
1/25/22	H	W	31-10
1/31/22	A	L	22-24
1923		L	18-30
1923		W	36-26
1/25/24	H	W	26-22
1924		W	26-24
1/31/25	A	L	18-43
2/24/25	H	W	28-25
1926		L	24-27
1926		L	18-33
1927		L	14-41
1927		L	27-36
1928		W	45-17
2/14/28		W	37-34
1929		W	43-34
1929		W	35-21
1930		W	49-22
1930		W	37-30
1931		W	44-27
1931		W	25-22
1/8/32	H	W	23-16
2/11/32	H	W	32-25
1/10/33	H	W	33-24
1/17/33	A	W	34-16
1/6/34	H	W	38-29
2/10/34	A	W	37-21
1/7/35	H	W	47-30
2/18/35	A	W	37-21
1/10/36	H	W	37-19
2/18/36	A	W	42-27
1937	H	W	30-28
2/6/37	A	L	30-34
1/7/38	H	W	38-33
2/21/38	A	W	41-40
1/7/39	A	W	52-41
2/18/39	H	W	59-34
1/27/40	H	W	50-44
2/15/40	A	W	44-35
1/8/41	H	L	35-38
2/13/41 (OT)	A	W	42-41
1/24/42	H	W	60-39
2/19/42	A	W	58-51
3/6/42	N	W	54-45
1/26/43	H	W	63-41
2/15/43	H	W	59-40
1/13/45	H	W	60-35
2/3/45	N	W	75-39
1/12/46	A	W	43-38
2/5/46	H	W	32-29
3/2/46	N	W	49-30
1/15/47	H	W	65-32
2/25/47	A	W	57-37
2/10/48	H	W	47-45
2/24/48	A	W	49-48
1/27/49	A	L	50-52
2/19/49	H	W	61-51
12/30/49	N	W	54-52
1/28/50	H	W	65-55
2/21/50	A	L	54-72
1/27/51	H	L	56-65
2/19/51	A	W	69-64
12/28/51	N	W	79-74

1/26/52	H	W	90-69
2/21/52	A	W	87-62
12/6/52	H	L	86-91
2/12/53 (OT)	A	W	101-99
12/29/53	N	W	83-66
1/12/54	A	L	89-96
2/26/54	H	W	90-81
2/9/55	A	W	75-73
2/19/55	H	W	84-65
12/31/55	N	W	64-52
1/4/56	A	L	71-84
2/11/56	H	L	77-80
1/29/57	A	L	59-77
2/16/57	H	W	75-64
12/28/57 (OT)	N	W	79-75
2/1/58	A	W	70-56
2/15/58	H	W	71-59
▲ 3/6/58	N	W	51-44
1/5/59	A	W	58-57
2/17/59	H	W	85-78
▲ 3/5/59	N	W	78-71
2/3/60	A	L	63-80
2/20/60	H	L	64-83
▲ 3/5/60	N	W	63-59
2/9/61	H	W	100-90
2/14/61	A	L	89-103
▲ 3/4/61	N	L	81-96
12/30/61	N	W	75-73
1/27/62	H	W	82-68
2/15/62	A	L	79-97
12/29/62	N	W	113-87
2/6/63	A	W	97-66
2/16/63	H	W	73-60
▲ 3/2/63	N	W	68-57
2/18/64	A	L	71-72
2/25/64	H	W	98-83
▲ 3/7/64	N	W	80-59
1/2/65	N	W	91-86
1/16/65	H	W	105-77
2/13/65	A	W	93-80
▲ 3/5/65	N	W	101-81
1/1/66	N	W	92-76
1/15/66	H	W	101-81
2/22/66 (OT)	A	L	98-99
▲ 3/3/66	N	W	103-73
12/30/66	N	W	78-73
2/21/67	H	W	97-84
2/28/67	A	W	113-71
12/30/67	N	W	103-76
2/14/68	H	W	105-65
2/22/68	A	W	50-41
12/20/68	N	L	78-106
1/8/69	A	W	85-81
2/12/69	H	W	122-93
12/23/69	N	W	98-90
1/7/70 (OT)	H	W	78-72
2/11/70	A	W	67-65
▲ 3/5/70	N	L	73-81
12/18/70	N	L	77-83
1/6/71	A	W	68-67
2/10/71	H	W	83-78
12/18/71	N	W	70-58
1/26/72	H	W	77-66
2/9/72	A	L	57-62
12/16/72	N	W	80-67
1/6/73	A	L	80-83
2/7/73	H	W	84-71
1/4/74	N	L	61-64
1/23/74	H	L	71-90
2/6/74	A	L	67-74
1/4/75	N	L	71-75
1/22/75	A	L	109-122
2/5/75	H	W	75-68
1/21/76 (OT)	H	W	97-93
2/4/76	A	L	87-89
1/26/76	N	L	80-81
1/19/77	A	L	73-85
2/2/77	H	L	80-89
12/3/77	N	W	97-84
1/18/78	H	W	81-72
2/2/78	A	L	60-79
▲ 3/4/78	N	W	85-77
1/18/79	H	W	81-69
1/31/79	A	W	75-60

▲ 3/1/79	N	W	58-56
11/30/79	N	W	72-70
1/16/80	H	W	67-66
1/30/80	A	W	82-61
1/14/81	H	L	73-76
2/14/81	A	L	52-58
1/13/82	A	L	48-58
2/13/82	H	L	71-86
▲ 3/5/82	N	L	53-88
1/19/83	H	L	84-88
2/19/83	A	L	104-110
1/18/84	A	L	66-97
2/18/84 (OT)	H	W	79-77
1/17/85 (OT)	H	L	89-91
1/30/85 (OT)	A	W	76-70
1/16/86	H	W	92-63
2/1/86	A	W	68-58
▲ 3/7/86	N	W	68-60
1/17/87	H	W	69-49
1/31/87 (OT)	A	W	62-60
1/23/88	A	W	103-70
2/11/88	H	W	98-67
12/21/88	H	W	94-88
1/21/89	A	L	71-75
▲ 3/10/89	N	W	88-64
1/20/90	A	W	97-69
2/18/90	H	W	71-56
1/14/91	H	W	89-67
2/16/91	A	L	77-86
1/25/92	H	W	84-68
2/23/92	A	L	68-72
1/13/93	A	W	86-59
2/13/93	H	L	86-98
1/13/94	H	L	68-69
2/13/94	A	L	69-78
1/11/95	A	L	64-74
2/11/95	H	L	61-62
▲ 3/10/95	N	L	70-87
1/10/96	H	L	54-57
2/11/96	A	L	65-79
1/11/97	H	L	69-81
2/5/97	A	W	73-68
1/14/98	A	W	88-52
2/14/98	H	W	78-47
1/13/99	A	W	82-72
2/13/99	H	W	102-71
1/22/00	A	W	75-61
2/22/00	H	W	96-78
▲ 3/11/00	N	W	82-73
1/24/01	H	W	85-62
2/24/01	A	W	82-80
1/19/02	H	W	103-80
2/21/02	A	W	90-61
▲ 3/9/02	N	W	79-64
1/12/03	H	W	74-55
2/13/03 (20T)	A	L	80-94
1/17/04	H	W	84-72
2/18/04	A	L	84-90
2/2/05	A	L	89-92
2/20/05	H	W	102-92
1/8/06	A	W	82-64
2/14/06	H	W	93-70
▲ 3/11/06	N	W	78-66
1/18/07	H	W	62-40
2/17/08	A	L	73-86
1/28/09	A	L	68-70
2/22/09	H	W	101-91
1/17/10	H	W	90-70
1/22/11	A	W	83-59
1/19/12	H	W	91-73
2/28/12	A	W	79-71
1/5/13	H	W	80-62
1/30/13	A	W	75-70
2/4/14	H	W	83-63
3/5/14	A	L	72-82
1/7/15	A	W	73-65
3/4/15	H	W	94-51
1/6/16	A	W	91-75

WEST VIRGINIA				
Duke leads 18-7				
1/13/51	H	W	77-73	
12/22/51	A	L	74-95	
3/7/52	N	W	90-88	
2/3/53	H	W	91-86	
12/19/53	A	W	67-64	
12/27/54	N	W	92-79	
2/5/55	H	W	115-75	
12/15/56	N	L	82-83	
12/27/56	N	W	73-67	
1/27/58	H	W	72-68	
12/12/58	A	L	63-101	
12/10/60	N	W	66-64	
12/18/61	A	W	69-65	
1/26/63	H	W	111-71	
12/7/63	N	W	86-81	
2/6/65	H	W	109-89	
2/7/66	A	L	90-94	
2/4/67	N	W	91-75	
2/12/69	A	L	88-90	
2/7/70	N	W	82-70	
1/31/76	H	W	86-77	
1/29/77	A	L	65-70	
■ 3/18/89	N	W	70-63	
■ 3/22/08	N	L	67-73	
■ 4/3/10	N	W	78-57	

WESTERN CAROLINA				
Duke leads 3-0				
12/30/93	H	W	87-67	
12/20/95	H	W	107-67	
12/30/96	H	W	104-54	

WESTERN KENTUCKY				
Duke leads 4-0				
12/30/68	N	W	73-72	
12/26/73	N	W	75-69	
12/27/75	N	W	111-90	
11/25/78	A	W	78-53	

WESTERN MICHIGAN				
Duke leads 1-0				
12/30/11	H	W	110-70	

WILLIAM & MARY				
Duke leads 28-3				
1/11/12		W	52-16	
2/5/25	A	L	15-23	
2/11/25	H	W	21-16	
1/9/32 (OT)	H	W	28-20	
2/28/41	N	W	57-42	
2/24/44	N	W	68-25	
2/23/45	N	W	59-22	
2/3/47	H	W	69-45	
2/5/48	A	W	45-36	
3/3/50	N	W	60-50	
1/15/51	A	L	57-74	
2/6/51	H	W	61-54	
3/2/51	N	W	71-69	
2/7/52	H	W	68-62	
2/19/53 (OT)	A	L	82-85	
12/12/53	H	W	109-44	
12/13/69	H	W	84-77	
2/12/72	H	W	87-69	
12/2/72	H	W	98-74	
12/3/73	A	W	93-79	
2/2/83	H	W	73-71	
11/30/83	A	W	70-68	
11/28/84	H	W	92-60	
1/12/85	A	W	84-61	
1/5/87	H	W	82-46	
1/4/88	H	W	101-70	
1/11/89	H	W	100-38	
1/22/90	A	W	109-76	
12/30/91	H	W	97-61	
1/2/00	H	W	96-55	
11/23/16	H	W	88-67	

WINTHROP				
Duke leads 2-0				
■ 3/14/02	N	W	84-37	
11/29/19	H	W	83-70	

WISCONSIN				
Duke leads 3-1				
11/27/07	H	W	82-58	
12/2/09	A	L	69-73	
12/3/14	A	W	80-70	
4/6/15	N	W	68-63	

WOFFORD				
Duke leads 7-0				
1913	A	W	47-12	
1914	A	W	50-15	
1931		W	43-24	
1/4/35	H	W	40-33	
1/6/36	H	W	36-28	
12/31/14	H	W	84-55	
12/19/19	H	W	86-57	

WYOMING				
Duke leads 2-0				
12/29/55	N	W	71-54	
12/29/60	N	W	86-59	

XAVIER				
Duke leads 4-0				
■ 3/14/87	N	W	65-60	
12/4/93	H	W	82-60	
■ 3/28/04	N	W	66-63	
12/20/08	N	W	82-64	

YALE				
Duke leads 6-0				
1/3/36	H	W	52-17	
12/30/59	N	W	56-53	
12/29/73	H	W	105-80	
11/25/15	H	W	80-61	
■ 3/19/16	N	W	71-64	
12/8/18	H	W	91-58	



## MEDIA GUIDE

## 2020-21 DUKE MEN'S BASKETBALL

### Duke vs. Division I Conferences

<b>AMERICA EAST</b>	<b>W-L</b>	<b>BIG SKY</b>	<b>W-L</b>	<b>CONFERENCE USA</b>	<b>W-L</b>	<b>MEAC</b>	<b>W-L</b>	<b>PAC-12</b>	<b>W-L</b>	<b>SUMMIT</b>	<b>W-L</b>
Albany	2-0	Eastern Washington	--	Alabama-Birmingham	3-0	Bethune-Cookman	--	Arizona	4-5	Denver	--
Binghamton	1-0	Idaho	--	Charlotte	6-1	Coppin State	--	Arizona State	1-0	IPFW	--
Hartford	1-0	Idaho State	--	Florida Atlantic	1-0	Delaware State	1-0	California	2-2	Nebraska-Omaha	--
Maine	1-0	Montana	1-0	Florida International	--	Florida A&M	1-0	Colorado	1-1	North Dakota	--
Mass. Lowell	--	Montana State	--	Louisiana Tech	--	Howard	--	Oregon	1-1	North Dakota State	1-0
Md.-Baltimore County	--	North Dakota	--	Marshall	--	Md.-Eastern Shore	--	Oregon State	2-0	Oral Roberts	--
New Hampshire	1-0	Northern Arizona	--	Middle Tennessee	--	Morgan State	--	Southern California	4-2	South Dakota	1-0
Stony Brook	--	Northern Colorado	--	North Texas	--	Norfolk State	--	Stanford	1-2	South Dakota State	--
Vermont	3-0	Portland State	2-0	Old Dominion	2-0	North Carolina A&T	8-0	UCLA	10-6	Western Illinois	--
<b>Totals</b>	<b>9-0</b>	Sacramento State	--	Rice	1-0	North Carolina Central	1-0	Utah	3-2	<b>Totals</b>	<b>2-0</b>
<b>AMERICAN</b>	<b>W-L</b>	Southern Utah	--	Southern Mississippi	--	Savannah State	--	Washington	5-1	<b>SUN BELT</b>	<b>W-L</b>
Central Florida	1-0	Weber State	--	Texas San Antonio	--	South Carolina State	7-0	Washington State	--	Appalachian State	8-1
Cincinnati	2-1	<b>Totals</b>	<b>3-0</b>	UTEP	--	<b>Totals</b>	<b>18-0</b>	<b>Totals</b>	<b>34-22</b>	Arkansas-Little Rock	--
Connecticut	6-4	<b>BIG SOUTH</b>	<b>W-L</b>	Western Kentucky	4-0	<b>MISSOURI VALLEY</b>	<b>W-L</b>	<b>PATRIOT</b>	<b>W-L</b>	Arkansas State	--
Houston	--	Campbell	2-0	<b>Totals</b>	<b>17-1</b>	Bradley	2-1	American	--	Coastal Carolina	1-0
Memphis	1-0	Charleston Southern	--	<b>HORIZON</b>	<b>W-L</b>	Drake	1-0	Army West Point	11-3	Georgia Southern	3-0
East Carolina	21-0	Gardner-Webb	2-0	Cleveland State	--	Evansville	1-0	Boston University	6-0	Georgia State	2-0
SMU	3-1	Hampton	1-0	Detroit	2-0	Illinois State	--	Bucknell	3-0	Louisiana-Lafayette	1-0
South Florida	3-0	High Point	3-0	Illinois-Chicago	1-0	Indiana State	--	Colgate	2-1	Louisiana-Monroe	1-0
Temple	20-10	Longwood	--	IUPUI	--	Loyola-Chicago	1-1	Holy Cross	2-0	South Alabama	--
Tulane	2-1	Presbyterian	3-0	Northern Kentucky	--	Missouri State	1-0	Lafayette	1-0	Texas Arlington	--
Tulsa	3-0	Radford	2-0	Oakland	--	Northern Iowa	--	Lehigh	4-1	Texas State	--
Wichita State	--	UNC Asheville	2-0	Wisconsin-Green Bay	--	Southern Illinois	3-1	Loyola (Md.)	2-0	Troy	1-0
<b>Totals</b>	<b>62-17</b>	USC Upstate	--	Wisconsin-Milwaukee	--	Valparaiso	3-0	Navy	28-13	<b>Totals</b>	<b>17-1</b>
<b>ATLANTIC 10</b>	<b>W-L</b>	Winthrop	2-0	Wright State	--	<b>Totals</b>	<b>12-3</b>	<b>Totals</b>	<b>59-18</b>	<b>SWAC</b>	<b>W-L</b>
Davidson	90-17	<b>Totals</b>	<b>17-0</b>	Youngstown State	--	<b>MOUNTAIN WEST</b>	<b>W-L</b>	<b>SOUTHEASTERN</b>	<b>W-L</b>	Alabama A&M	--
Dayton	5-1	<b>BIG TEN</b>	<b>W-L</b>	<b>Totals</b>	<b>3-0</b>	Air Force	1-0	Alabama	8-3	Alabama State	1-0
Duquesne	5-1	Illinois	5-2	<b>IVY LEAGUE</b>	<b>W-L</b>	Boise State	--	Arkansas	1-2	Alcorn State	--
Fordham	--	Indiana	7-3	Brown	4-1	Colorado State	3-0	Auburn	4-0	Arkansas-Pine Bluff	1-0
George Mason	3-0	Iowa	7-1	Columbia	2-1	Fresno State	1-0	Florida	14-4	Grambling State	--
George Washington	15-12	Maryland	114-63	Cornell	5-0	Nevada	--	Georgia	2-3	Jackson State	--
La Salle	4-0	Michigan	22-8	Dartmouth	--	New Mexico	--	Kentucky	10-12	Mississippi Valley State	1-0
Massachusetts	1-0	Michigan State	13-3	Harvard	10-0	San Diego State	3-0	LSU	5-2	Prairie View A&M	--
Rhode Island	5-0	Minnesota	2-1	Pennsylvania	10-6	San Jose State	1-0	Mississippi	--	Southern	2-0
Richmond	8-2	Nebraska	--	Princeton	19-1	UNLV	2-2	Mississippi State	1-2	Texas Southern	1-0
Saint Louis	4-0	Northwestern	7-0	Yale	6-0	Utah State	1-0	Missouri	2-0	<b>Totals</b>	<b>6-0</b>
St. Bonaventure	0-1	Ohio State	4-3	<b>Totals</b>	<b>56-9</b>	Wyoming	2-0	South Carolina	57-20	<b>WEST COAST</b>	<b>W-L</b>
St. Joseph's	10-0	Penn State	9-1	<b>METRO ATLANTIC</b>	<b>W-L</b>	<b>Totals</b>	<b>14-2</b>	Tennessee	8-7	Brigham Young	1-1
VCU	2-1	Purdue	3-4	Canisius	4-1	<b>NORTHEAST</b>	<b>W-L</b>	Texas A&M	1-0	Gonzaga	3-1
<b>Totals</b>	<b>152-35</b>	Rutgers	3-0	Fairfield	4-0	Bryant	1-0	Vanderbilt	10-5	Loyola Marymount	--
<b>ATLANTIC SUN</b>	<b>W-L</b>	Wisconsin	3-1	Iona	1-0	Central Connecticut State	--	<b>Totals</b>	<b>123-60</b>	Pacific	2-0
Florida Gulf Coast	1-0	<b>Totals</b>	<b>199-90</b>	Manhattan	--	Farleigh Dickinson	--	<b>SOUTHERN</b>	<b>W-L</b>	Pepperdine	1-0
Jacksonville	--	<b>BIG WEST</b>	<b>W-L</b>	Marist	1-0	LIU Brooklyn	0-1	Chattanooga	--	Portland	3-0
Kennesaw State	--	Cal Poly	--	Monmouth	2-0	Mount St. Mary's	--	The Citadel	9-0	St. Mary's (Calif.)	--
Liberty	1-0	Cal State Fullerton	--	Niagara	--	Robert Morris	1-0	East Tennessee State	0-1	San Diego	--
Lipscomb	--	Cal State Northridge	--	Quinnipiac	--	Sacred Heart	--	Furman	8-1	San Francisco	1-1
NJIT	--	Hawaii	1-0	Rider	1-0	St. Francis (N.Y.)	--	Mercer	3-2	Santa Clara	3-0
North Florida	--	Long Beach State	3-0	Siena	1-0	St. Francis (Pa.)	1-0	Samford	--	<b>Totals</b>	<b>14-3</b>
Stetson	10-2	UC Davis	--	St. Peter's	0-2	Wagner	0-1	UNC Greensboro	10-0	<b>WESTERN ATHLETIC</b>	<b>W-L</b>
<b>Totals</b>	<b>12-2</b>	UC Irvine	--	<b>Totals</b>	<b>14-3</b>	<b>Totals</b>	<b>3-2</b>	VMI	19-9	CSU Bakersfield	--
<b>BIG 12</b>	<b>W-L</b>	UC Riverside	--	<b>MID-AMERICAN</b>	<b>W-L</b>	<b>OHIO VALLEY</b>	<b>W-L</b>	Western Carolina	3-0	Chicago State	--
Baylor	1-0	UC Santa Barbara	--	Akron	--	Austin Peay	--	Wofford	7-0	Grand Canyon	1-0
Iowa State	1-0	<b>Totals</b>	<b>4-0</b>	Ball State	1-0	Belmont	2-0	<b>Totals</b>	<b>59-13</b>	New Mexico State	1-0
Kansas	8-5	<b>COLONIAL</b>	<b>W-L</b>	Bowling Green	--	Eastern Illinois	--	<b>SOUTHLAND</b>	<b>W-L</b>	Seattle	--
Kansas State	1-0	Charleston	--	Buffalo	1-0	Eastern Kentucky	1-0	Abilene Christian	--	Texas Rio Grande Valley	--
Oklahoma	4-0	Delaware	2-0	Central Michigan	1-0	Jacksonville State	--	Central Arkansas	1-0	UMKC	--
Oklahoma State	1-0	Drexel	1-0	Eastern Michigan	2-1	Morehead State	--	Houston Baptist	--	Utah Valley	1-0
TCU	--	Elon	20-5	Kent State	2-0	Murray State	1-0	Incarinate Word	--	<b>Totals</b>	<b>3-0</b>
Texas	5-0	Hofstra	--	Miami (Ohio)	1-0	SIU-Edwardsville	--	Lamar	2-0		
Texas Tech	1-0	James Madison	--	Northern Illinois	--	Southeast Missouri State	--	McNeese State	--		
West Virginia	18-7	Northeastern	4-0	Ohio	1-0	Tennessee State	1-0	New Orleans	1-0		
<b>Totals</b>	<b>40-12</b>	Towson	--	Toledo	2-0	Tennessee Tech	--	Nicholls State	--		
<b>BIG EAST</b>	<b>W-L</b>	UNC Wilmington	2-0	Western Michigan	1-0	Tennessee-Martin	1-0	Northwestern State	--		
Butler	3-0	William & Mary	28-3	<b>Totals</b>	<b>12-1</b>	<b>Totals</b>	<b>6-0</b>	Sam Houston State	--		
Creighton	1-0	<b>Totals</b>	<b>57-8</b>					Southeastern Louisiana	--		
DePaul	4-0							Stephen F. Austin	0-1		
Georgetown	9-7							Texas A&M-Corpus Christi	--		
Marquette	6-2							<b>Totals</b>	<b>4-1</b>		
Providence	1-1										
Seton Hall	7-1										
St. John's	17-7										
Villanova	7-4										
Xavier	4-0										
<b>Totals</b>	<b>59-22</b>										

# Duke Dominance

Duke has dominated college basketball since the 1997-98 season (23-year span). Among Duke's incredible accomplishments from the 1997-98 through 2019-20 seasons were the 2001, 2010 & 2015 NCAA Championships, five Final Four appearances, four consecutive ACC regular season championships from 1998-2001, 12 ACC Tournament titles, including an unprecedented five consecutive ACC Tournament titles from 1999-2003, six times ranked number one in the final AP poll and a national-high 684 victories, an average of 29.7 per season. The following is a look at Duke compared with several prominent programs during this 23-year period, sorted by number of victories.

Team	Overall Victories	20-Win Seasons	30-Win Seasons	Regular Season Conference Titles	Conference Tourney Titles	NCAA Titles	National Players of the Year	Final AP No. 1 Ranking	Final Fours	Consensus First Team All-Americans	Academic All-Americans	Top 10 Final RPI	NBA Lotto Picks	NCAA Tourney Wins
Duke	<b>684</b>	<b>23</b>	<b>12</b>	<b>7</b> <sup>1-24th</sup>	<b>12</b> <sup>2nd</sup>	<b>3</b> <sup>1-2nd</sup>	<b>8</b>	<b>6</b> <sup>+</sup>	<b>5</b> <sup>1-3rd</sup>	<b>13</b> <sup>#</sup>	<b>8</b> <sup>1-3rd</sup>	<b>18</b>	<b>23</b>	<b>61</b>
Kansas	673	<b>23</b>	<b>12</b>	18	10	1	3	3	5	8	3	16	16	52
Gonzaga	651	<b>23</b>	6	<b>21</b>	<b>16</b>	0	1	1	1	4	6	5	5	34
Kentucky	633	22	7	13	11	2	2	3	5	5	1	16	20	53
North Carolina	600	19	8	10	4	3	2	2	7	6	7	14	14	50
Michigan State	595	20	5	10	6	1	2	0	<b>8</b>	3	4	7	3	52
Florida	562	20	3	7	4	2	0	1	4	0	7	7	6	40
Arizona	555	20	6	9	4	0	0	0	1	4	0	9	12	33
Connecticut	551	17	7	6	6	<b>4</b>	1	0	5	4	2	8	10	42
Villanova	543	17	5	7	4	2	1	1	3	4	1	8	2	28
Cincinnati	543	18	3	9	5	0	1	0	0	3	0	5	2	14
Xavier	540	19	1	9	4	0	1	0	0	1	1	3	0	21
Wisconsin	539	18	4	5	3	0	1	0	3	2	0	3	2	33
Butler	531	19	2	9	6	0	0	0	2	0	10	1	1	22
Utah State	529	17	2	9	8	0	0	0	0	0	1	0	0	1
Creighton	522	20	0	5	8	0	1	0	0	3	4	0	1	5
Murray State	522	14	2	13	9	0	0	0	0	1	0	0	1	3
Maryland	522	16	1	3	1	1	0	0	2	1	0	3	3	24
BYU	510	18	2	6	1	0	1	0	0	1	2	1	2	4
Memphis	509	16	4	8	6	0	0	0	0	1	0	4	3	11
UCLA	507	15	4	4	3	0	0	0	3	3	0	4	7	29
Texas	506	17	2	3	0	0	2	0	1	4	1	5	9	19
VCU	505	14	0	5	5	0	0	0	1	0	0	0	0	9
Wichita State	500	14	4	5	2	0	0	0	1	0	0	2	0	12
Kent State	498	17	1	9	6	0	0	0	0	0	0	0	0	4
Pittsburgh	496	14	2	4	2	0	0	0	0	1	0	4	1	16
Oklahoma	495	16	2	1	3	0	2	0	2	3	1	4	3	22
Dayton	495	17	0	6	1	0	1	0	0	1	0	1	0	6
Oregon	494	14	2	4	5	0	0	0	1	1	1	3	1	19
Stanford	492	13	3	4	1	0	0	1	1	2	4	3	2	16
Illinois	491	16	1	5	2	0	1	1	1	0	0	2	2	18
Vermont	489	17	0	10	7	0	0	0	0	0	0	0	0	2
Charleston	487	15	0	0	0	0	0	0	0	0	5	0	0	0
Notre Dame	486	16	1	1	1	0	0	0	0	3	4	3	0	13
Purdue	483	14	1	3	1	0	1	0	0	2	4	3	0	23
Tennessee	479	13	2	6	0	0	0	0	0	1	0	5	1	17
Marquette	478	14	0	2	0	0	0	0	1	2	0	2	1	13
Saint Marys	477	14	1	3	3	0	0	0	0	0	3	0	0	4
Davidson	476	14	0	12	1	0	0	0	0	1	1	0	1	3
Oklahoma State	476	16	1	1	2	0	0	0	1	0	0	2	1	13
San Diego State	476	15	3	7	5	0	0	0	0	0	0	2	0	6
New Mexico	469	11	1	4	4	0	0	0	0	0	1	1	0	4
Virginia	469	11	4	5	2	1	0	1	1	1	0	5	1	14
West Virginia	468	13	1	0	1	0	0	0	1	0	7	1	1	19
UNLV	468	13	1	2	4	0	0	0	0	0	0	0	4	3
Syracuse	466	15	3	4	0	1	0	0	3	2	2	4	6	29
Valparaiso	466	12	1	11	7	0	0	0	0	0	2	0	0	2
Temple	465	13	0	7	5	0	0	0	0	0	1	1	0	9
Utah	464	13	1	7	3	0	1	0	1	2	4	1	4	12
Tulsa	462	13	1	5	2	0	0	0	0	0	3	0	0	6

Chart above sorted by the top 50 teams in number of victories; remaining ACC teams not listed above:

Miami	448	12	0	2	1	0	0	0	0	0	1	2	1	8
NC State	448	14	0	0	0	0	0	0	0	0	0	0	2	10
Florida State	424	11	0	1	1	0	0	0	0	0	1	1	2	10
Louisville	421	14	3	1	1	0	0	1	1	1	3	5	2	13
Clemson	411	9	0	0	0	0	0	0	0	0	0	0	0	3
Wake Forest	390	7	0	1	0	0	0	0	0	2	1	1	2	6
Georgia Tech	378	6	0	0	0	0	0	0	1	0	1	1	3	7
Virginia Tech	376	8	0	0	0	0	0	0	0	0	0	0	0	3
Boston College	375	8	0	3	1	0	0	0	0	0	0	1	1	6

**Bold** - Category leader; Duke's rank in each category is listed, if not leading.

## Notes

+ Duke finished No. 1 in the final AP poll in four consecutive seasons from 1999-2002, becoming the first college program in history to accomplish that feat.

# Duke is the only program in college basketball history to have freshman teammates earn consensus first-team All-America honors in the same season with Zion Williamson and RJ Barrett in 2019.

# ALWAYS RISING



## EVERY HALF. EVERY GAME. EVERY SEASON.

A banner moment is defined by a few seconds changing the course of history. And no conference delivers more of them than the ACC. Always leading. Always redefining. Always Rising. Witness the moments from tipoff until the confetti showers on ACCN.

[GetACCN.com](http://GetACCN.com) | [@ACCNetwork](https://twitter.com/ACCNetwork)





# DUKE®

## 2020-21 SCHEDULE

NOV. 25	GARDNER-WEBB		CAMERON INDOOR STADIUM	8 P.M.
NOV. 28	COPPIN STATE		CAMERON INDOOR STADIUM	2 P.M.
DEC. 1	MICHIGAN STATE	STATE FARM CHAMPIONS CLASSIC	CAMERON INDOOR STADIUM	7:30 P.M.
DEC. 4	BELLARMINE	MAKO MEDICAL DUKE CLASSIC HONORING DR. ONYE E. AKWARI	CAMERON INDOOR STADIUM	7 P.M.
DEC. 6	ELON	MAKO MEDICAL DUKE CLASSIC HONORING DR. ONYE E. AKWARI	CAMERON INDOOR STADIUM	12 P.M.
DEC. 8	ILLINOIS	ACC/BIG TEN CHALLENGE	CAMERON INDOOR STADIUM	TBA
DEC. 12	CHARLESTON SOUTHERN		CAMERON INDOOR STADIUM	8:30 P.M.
DEC. 16	@ NOTRE DAME *		NOTRE DAME, IND.	TBA
DEC. 29	PITTSBURGH *		CAMERON INDOOR STADIUM	TBA
JAN. 2	@ FLORIDA STATE *		TALLAHASSEE, FLA.	TBA
JAN. 6	BOSTON COLLEGE *		CAMERON INDOOR STADIUM	TBA
JAN. 9	WAKE FOREST *		CAMERON INDOOR STADIUM	TBA
JAN. 12	@ VIRGINIA TECH *		BLACKSBURG, VA.	TBA
JAN. 19	@ PITTSBURGH *		PITTSBURGH, PA.	TBA
JAN. 23	@ LOUISVILLE *		LOUISVILLE, KY.	TBA
JAN. 26	GEORGIA TECH *		CAMERON INDOOR STADIUM	TBA
JAN. 30	CLEMSON *		CAMERON INDOOR STADIUM	TBA
FEB. 1	@ MIAMI *		CORAL GABLES, FLA.	TBA
FEB. 6	NORTH CAROLINA *		CAMERON INDOOR STADIUM	TBA
FEB. 9	NOTRE DAME *		CAMERON INDOOR STADIUM	TBA
FEB. 13	@ NC STATE *		RALEIGH, N.C.	TBA
FEB. 17	@ WAKE FOREST *		WINSTON-SALEM, N.C.	TBA
FEB. 20	VIRGINIA *		CAMERON INDOOR STADIUM	TBA
FEB. 22	SYRACUSE *		CAMERON INDOOR STADIUM	TBA
FEB. 27	LOUISVILLE *		CAMERON INDOOR STADIUM	TBA
MAR. 2	@ GEORGIA TECH *		ATLANTA, GA.	TBA
MAR. 6	@ NORTH CAROLINA *		CHAPEL HILL, N.C.	TBA
MAR. 9-13	ACC TOURNAMENT		GREENSBORO, N.C.	TBA

@DUKEMBB | GODUKE.COM